



FIGHT FOR IOWA™

FIGHT FOR IOWA 



NATHAN BAZATA



PARKER HESSE



ANTHONY NELSON

2017 LEADERSHIP GROUP



Table of Contents

Facts/Information/Contents _____ 1-2
 President Bruce Harreld _____ 3
 Athletic Director Gary Barta _____ 4-6
 Head Coach - Kirk Ferentz _____ 7-9
 Coaching & Football Support Staff _____ 10-32
 2017 Composite Big Ten Schedule _____ 33
 Hawkeye Huddles _____ 33
 2017 Iowa Roster _____ 34-39
 2017 Squad Information _____ 40-41
 2017 Pronunciation Guide _____ 41
 2017 Depth Chart _____ 42
 2017 Season Preview _____ 43-47
 2017 Preseason Notes _____ 48-51
 2017 Hawkeye Returnee Bios _____ 52-91
 2017 Hawkeye Newcomer Bios _____ 92-95
 2016 Statistics & Review _____ 96-111
 2016 Final Notes _____ 112-115
 2016 Honors and Awards _____ 116-118
 2016 Game Summaries _____ 119-124
 SID Directory _____ 125
 2017 Opponents _____ 126-129
 Iowa Football History _____ 130-134

Overtime Results/Night Games/vs. No. 1 _____ 134
 Day-by-Day Results _____ 135
 Annual Team Statistics _____ 136-138
 All-Time Coaches Records/Series Results _____ 139
 All-Time Series Results _____ 140-146
 All-Time Series Results vs. Conferences _____ 146
 Homecoming Results _____ 147
 Iowa Bowl Results/Recaps _____ 148-162
 Iowa Bowl Records _____ 163
 Iowa in the National Rankings _____ 164-167
 Heisman Trophy _____ 168
 Retired Numbers _____ 169
 National & Big Ten Awards _____ 170-172
 Kinnick Stadium Wall of Honor _____ 173
 Consensus All-Americans _____ 174-175
 Hall of Fame _____ 176
 Iowa's All-Time Team _____ 177
 All-Americans _____ 178-179
 Academic Honors _____ 180-181
 All-Big Ten/Big Ten Honors _____ 182-183
 Iowa Captains/MVPs _____ 184-186
 NFL Draft _____ 187-189

Active Pro Players _____ 190
 All-Time Players in the NFL _____ 191-193
 Hawkeyes in the Super Bowl _____ 193
 All-Star Games _____ 194-195
 Iowa TV Appearances _____ 196-198
 Yearly Scores _____ 199-206
 Traditions _____ 207
 Yearly Record _____ 208-209
 Lettermen _____ 210-218
 Kinnick Stadium/Attendance _____ 219-221
 Individual Records _____ 222-223
 Team Records _____ 224-225
 Individual Bests _____ 226-232
 Kinnick Stadium Records _____ 233
 Team Bests _____ 234-235
 Year-By-Year Leaders _____ 236-239
 Longest Plays/TD Returns _____ 240-242
 Media Outlets _____ 243
 Media Information _____ 244-245
 Iowa City Directory _____ 246
 Hawkeye Visions _____ 247
 Iowa Athletic Communications _____ 248

Credits

Publisher

The University of Iowa Athletic Department

Editors

Steve Roe, Traci Wagner, and Matt Weitzel

Design

Matt Ellison, Art Director
 Traci Wagner, Athletic Communications

Contributors

James Allan, Chris Brewer, and Darren Miller

Photographers

Brian Ray, UI Athletics Department Photographer; Darren Miller, UI Director of Athletic Content; Jeff Becker; Chris Donahue; Bill Adams, Valica Boudry, Tom Jorgensen, Tim Schoon, Rachel Zucker, University Communications and Marketing.

Printer

Cedar Graphics, Hiawatha, Iowa

To Order

Media guides are available from the Hawkeye Fan Shop (319-337-4850), and the Iowa Hawk Shop/University Book Store (319-335-3179).

**UI Intercollegiate Athletics Department
 Mission Statement**

The mission of the Department of Athletics is to provide the administrative and coaching support, facilities, resources, and equipment necessary for student athletes to graduate from The University of Iowa while participating in broad-based championship-caliber athletic competition. The overall well-being of the participant and the integrity of the program will be paramount in all that we do.

UI Nondiscrimination Statement

The University of Iowa prohibits discrimination in employment, educational programs, and activities on the basis of race, creed, color, religion, national origin, age, sex, pregnancy, disability, genetic information, status as a U.S. veteran, service in the U.S. military, sexual orientation, gender identity, associational preferences, or any other classification that deprives the person of consideration as an individual. The university also affirms its commitment to providing equal opportunities and equal access to university facilities. For additional information on nondiscrimination policies, contact the Director, Office of Equal Opportunity and Diversity, the University of Iowa, 202 Jessup Hall, Iowa City, IA, 52242-1316, 319-335-0705 (voice), 319-335-0697 (TDD), diversity@uiowa.edu.

UI Accessibility Statement

Individuals with disabilities are encouraged to attend all University of Iowa sponsored events. If you are a person with a disability who requires a reasonable accommodation in order to participate in this program, please contact the UI Athletics Ticket office (319-335-9309) or UI Athletics Event Management (319-335-9247).

On The Covers

The outside front cover features senior running back Akrum Wadley, senior linebacker Josey Jewell, and senior offensive lineman Sean Welsh.

The inside front cover features the Iowa Leadership Group, which serves in the role of team leaders. Permanent team captains are named at the conclusion of each season. The 2017 group includes (l-r): DL Daniel Gaffey, WR Matt VandeBerg, DL Jake Hulett, RB Akrum Wadley, LB Bo Bower, DB Miles Taylor, LB Ben Niemann, LB Josey Jewell, OL Ike Boettger, OL Boone Myers, LB Kevin Ward, OL Sean Welsh, DB Brandon Snyder, TE Peter Pekar, FB Drake Kulick, TE Jon Wisnieski, LS, Tyler Kluver, and DL Nathan Bazata. All are seniors, with the exception of Snyder, a junior.

2017 Schedule

Date	Opponent	Location	Time (TV)
#& Sept. 2	Wyoming	Iowa City	11 a.m., BTN
Sept. 9	at Iowa State	Ames, Iowa	11 a.m., ESPN/ESPN2
Sept. 16	North Texas	Iowa City	2:30 p.m./ESPN2
Sept. 23	Penn State	Iowa City	TBA
Sept. 30	at Michigan State	East Lansing, Mich.	TBA
* Oct. 7	Illinois	Iowa City	11 a.m., TBA
Oct. 14	Open		
Oct. 21	at Northwestern	Evanston, Ill.	TBA
\$ Oct. 28	Minnesota	Iowa City	TBA
Nov. 4	Ohio State	Iowa City	TBA
Nov. 11	at Wisconsin	Madison, Wis.	TBA
Nov. 18	Purdue	Iowa City	TBA
Nov. 24	at Nebraska	Lincoln, Neb.	3 p.m., FS1

- Varsity Club Day; & - Fry Fest Weekend; * - Homecoming; \$ - Family Weekend

NOTE: Times listed are central time and subject to change

2016 Results (8-5 overall, 6-3 Big Ten)

Date	Opponent	Result
Sept. 3	Miami (Ohio)	W, 45-21
+ Sept. 10	Iowa State	W, 42-3
Sept. 17	North Dakota State	L, 21-23
* Sept. 24	at Rutgers	W, 14-7
* Oct. 1	Northwestern	L, 31-38
* Oct. 8	at Minnesota	W, 14-7
* Oct. 15	at Purdue	W, 49-35
* Oct. 22	#10 Wisconsin	L, 9-17
* Nov. 5	at Penn State	L, 14-41
* Nov. 12	#2 Michigan	W, 14-13
* Nov. 19	at Illinois	W, 28-0
* Nov. 25	#15 Nebraska	W, 40-10
! Jan. 2	vs. Florida	L, 3-30

+ - Iowa Corn Cy-Hawk Series; * - Big Ten Conference game;

! - Outback Bowl - Tampa, Florida

Fall Schedule

Saturday, Aug. 12	Kid's Day in Kinnick
Monday, Aug. 21	First day of fall classes
Saturday, Sept. 2	First game vs. Wyoming

Iowa Quick Facts

Location:	Iowa City, Iowa 52242
Enrollment:	31,387
Founded:	1847
President:	Bruce Harrelld
Athletic Director:	Gary A. Barta
Nickname:	Hawkeyes
Colors:	Gold and Black
Conference:	Big Ten (West Division)
School song:	On Iowa
Mascot:	Herky the Hawk
Stadium:	Kinnick Stadium (1929)
Capacity:	70,585
Surface:	FieldTurf
Head Coach:	Kirk Ferentz
Career Record:	147-113 (21 years)
Record at Iowa:	135-92 (18 years)
Big Ten Record:	82-63
Offense:	Multiple
Defense:	4-3

Lettermen Returning/Lost:	47/18	Starters Returning/Lost:	14/9
Offense:	21/12	Offense:	6/6
Defense:	23/5	Defense:	8/3
Specialists:	3/1	Specialists:	2/1

Lettermen Breakdown:	47	Squad Breakdown by class:	121
Three-year:	9	Seniors:	18
Two-year:	13	Juniors:	22
One-year:	25	Sophomores:	29
		Redshirt Freshmen:	18
		Freshmen:	34

Big Ten Conference Football Divisions
West Division

Illinois
IOWA
 Minnesota
 Nebraska
 Northwestern
 Purdue
 Wisconsin

East Division

Indiana
 Maryland
 Michigan
 Michigan State
 Ohio State
 Penn State
 Rutgers

Iowa Athletic Communications

Office - - (319) 335-9411
 Press Box - - (319) 335-9466/9467
 Director/FB Contact: Steve Roe 319-339-0980 (H); 319-430-6346 (C)
 Associate/Secondary Football: Matt Weitzel 319-430-8176 (C)
 Associate/Secondary Football: Chris Brewer 319-325-3483 (C)
 Staff: James Allan, Brandee Britt, Cari Gold, Traci Wagner
 Credential Application: hawkeyesports.com/media

Overnight Mailing Address: Athletic Communications
 Suite 300, Carver-Hawkeye Arena
 One Elliott Dr.
 Iowa City, IA 52242

IOWA VIDEO HIGHLIGHTS - Each Tuesday, Iowa offers video highlights of Coach Kirk Ferentz' weekly news conference, plus player clips & highlights. The video will normally be available, via the UI Drop Box, by 3 p.m. CT, or via the following link:

<https://www.dropbox.com/sh/rwtnlapoyg59ngu/EYUE4OUqpS?lst>.

Login: ath-media@uiowa.edu

Password: hawkeyes17

IOWA ON THE INTERNET - Updated information on the University of Iowa football team and all athletic programs is also available on the University of Iowa's athletic department home page on the Internet, hawkeyesports.com. During the season, live game stats are available on the Internet through the Iowa home page. Fans can also access information via twitter: [@HawkeyeFootball](https://twitter.com/HawkeyeFootball) and [@thelowaHawkeyes](https://twitter.com/thelowaHawkeyes).

E-MAIL SERVICE AVAILABLE - If you wish to receive game notes, game statistics and season statistics via e-mail, contact the Big Ten Conference (<http://office.bigten.org/media>), prior to the start of the season to sign up to receive information. Releases are e-mailed each Monday and all game stats, coaches' quotes and season stats are available each Saturday following the game.

MEDIA INFORMATION - Additional information concerning game day operations at Kinnick Stadium and information for obtaining media credentials for Iowa home games can be found on pages 244-245 of this guide. To apply for credentials, visit online at: hawkeyesports.com/media. The 2017 Iowa Football media guide is also available through the UI Athletic Communications office and on the UI's official website, hawkeyesports.com.

ALL INTERVIEWS SHOULD BE ARRANGED THROUGH THE IOWA ATHLETIC COMMUNICATIONS OFFICE.



Bruce Harreld
President, The University of Iowa

Bruce Harreld became the 21st president of the University of Iowa on November 2, 2015. He received a Bachelor of Engineering degree from Purdue University and a Master of Business Administration degree from Harvard University.

President Harreld served on the faculty of Harvard Business School from 2008–2014, with dual appointments to the entrepreneurial and strategy units. He was faculty chair of the Building New Businesses in Established Organizations program. As a faculty member, he taught in numerous executive programs in Cambridge, Qatar, Mumbai, and Shanghai. He also has been an adjunct professor at Northwestern University in the Kellogg School of Management, developing the first-ever MBA course on Strategic Use of Information Technology.

President Harreld has served in several corporate leadership positions. As senior vice president and division president of Kraft General Foods, he led the strategic unit that formulated strategy and executed acquisitions for this multibillion-dollar company. As president and board member of Boston Market Company, he, along with five other partners, led the organization from 20 stores in the Boston area to over 1,100 stores nationally. As senior vice president of IBM, President

Harreld worked with the CEO and senior management team to chart the organization’s transformation from near bankruptcy, led the business transformation team that streamlined operations and reintegrated the global organization, and led the strategy unit that was responsible for the formulation and execution of the company’s overall strategy. President Harreld has also served as a consultant, advising public, private, and military organizations on leadership, organic growth, and strategic renewal, including serving as manager, vice president, and member of the board of the Boston Consulting Group.

President Harreld is the author or coauthor of numerous articles and book chapters in such journals and magazines as the Harvard Business Review, California Management Review, and Financial Executive, and books and monographs such as Leading Sustainable Change: An Organizational Perspective (Oxford University Press, 2015) and Core Curriculum Strategy Reading: Executive Strategy (Harvard Business Publishing, 2014). He has also authored or coauthored several case studies for Harvard Business Publishing.

President Harreld has received several awards, including the Accenture Award for best business article of the year and the Distinguished Industrial Engineer and Distinguished Engineering Awards from Purdue University.

President Harreld is married to Mary Gillilan Harreld, an attorney. They have four children and six grandchildren.





Gary A. Barta
Henry B. and Patricia B. Tippie
Athletics Director Chair

Gary Barta is in his 12th year as the director of athletics at the University of Iowa, where he occupies the Henry B. and Patricia B. Tippie Athletics Director Chair. The position was recently endowed by the Tippies, Iowa graduates and longtime supporters of the University of Iowa and Hawkeye Athletics.

Barta was recognized by the National Association of Collegiate Directors of Athletics (NACDA) as a 2015-16 Under Armour Athletics Director of the Year. In 2016, Barta received a contract extension keeping him in Iowa City through 2021.

In the past year, Iowa Athletics staff, coaches, and Hawkeye student-athletes have continued to raise the bar in their daily approach to: "Win. Graduate. Do It Right." There is tremendous momentum surrounding the entire Athletics program in all three areas.

Barta has engineered a significant Senior Staff reorganization the past few years. The recent changes have allowed the ability to fill a number of key positions with new faces, while realigning staff assignments to fit the needs of Hawkeye coaches, staff, and student-athletes.

In 2016-17, the UI Athletics Department's annual operating budget exceeded \$100 million for the first time, with 100 percent of the revenue generated by the Department through external funding. The majority of revenue is derived from traditional revenue sources that include: Big Ten Conference revenue share (including media rights), sales of tickets to athletic events on the UI campus, and contributions from loyal Hawkeye fans throughout Iowa and across the country.

Support for Hawkeye Athletics has grown significantly under Barta's leadership. An all-time record of more than \$48 million in fundraising activity was achieved in 2016-17. This philanthropic support has been critical to the long list of Athletics facilities either built or renovated during Barta's 11 years at Iowa.

Barta's involvement in the UI campus and the greater Iowa City community extends beyond his position as director of the UI's Intercollegiate Athletics programs. He is a member of the President's Cabinet, comprised of vice presidents and other campus leaders that provide counsel to the UI's president.

Barta remains active at the conference and national level. He serves on the Rose Bowl Management Committee and is currently involved in the NCAA Transfer Working Group. He is also regularly involved in NACDA (National Association of Collegiate Directors of Athletics) and LEAD1 (formerly known as the Division IA Athletic Directors Association).

From a community standpoint, Barta is currently serving as the Chair of the United Way of Johnson and Washington Counties Board of Directors. He is a long-standing member of the Partnership for Alcohol Safety Committee, and has been a regular participant in numerous Chamber and Convention and Visitors Bureau initiatives during his tenure.

Barta often suggests to his staff that "Hope is not a strategy," which is why the Department is undergoing a comprehensive review and rewriting of the strategic plan for the UI Athletics Department and continues to work with the UI's leadership on a long-term financial plan.

• Win •

- Rick Heller and the Iowa baseball program won the 2017 Big Ten Conference tournament championship for the first time in program history and returned to the NCAA Tournament for the second time in three seasons. The Hawkeyes posted 39 victories—the fifth most in school history—and reached the Big Ten title game for a second consecutive season. Iowa's lineup included national home run leader Jake Adams, who set Iowa and Big Ten records with 29 home runs.
- Four players were selected in the 2017 Major League Baseball First-Year Player Draft, moving the four-year total to 15 under Heller—the most in school history. Jake Adams and Mason McCoy were selected within seven picks of each other in the sixth round. They were the highest Iowa draft picks since 1999 and the highest by a position player since 1992.
- Joey Woody's track and field team matched a school record by sending 15 individuals to the NCAA Outdoor Championships. The men's squad scored 15 points to finish 17th in the nation, Iowa's best finish in 50 years. Aaron Mallett (110-meter hurdles, 4th), Reno Tuufuli (discus, 5th) and the 1,600-meter relay team (3rd), earned first-team All-America honors. Junior Brittany Brown (200 meters, 7th) and Lauluga Tausaga (discus, 7th) paced the women's team as first-team All-Americans.
- The Iowa men's track team earned the Hy-Vee Cup at the Drake Relays, recording the highest point total of all university men's teams competing in one of the premier track and field meets in the nation.
- Under fifth-year head coach Andrew Carter, the Iowa rowing program was selected to the NCAA Championships for the second time in program history, ending a 16-year drought. The Hawkeyes finished fourth in the Big Ten and were ranked as high as 11th in the nation during the season. Carter was named NCAA Regional Coach of the Year.
- Tom Brands' Iowa wrestling squad finished third in the Big Ten and fourth at the NCAA Championships. Senior Cory Clark won an NCAA title at 133 pounds and the Hawkeyes crowned five All-Americans. Thomas Gilman and Sammy Brooks won Big Ten individual championships; Michael Kemerer and Cash Wilcke were named to Amateur Wrestling News All-Rookie Team.
- Iowa football appeared in its fourth straight January bowl game following the 2016 season, as the Hawkeyes have won 20 games over the past two seasons.
- Iowa football participated in the Big Ten Conference football championship game in 2015 and appeared in the 2016 Rose Bowl Game.
- Iowa football has appeared in 14 bowl games under head coach Kirk Ferentz, including 10 January bowl games.
- Under Fran McCaffery, the Iowa men's basketball team advanced to the postseason for a sixth consecutive season (three NCAA, three NIT), reaching the second round of the NIT before falling to the eventual tournament champion in overtime. Two Hawkeyes earned All-Big Ten honors, including first-team selection Peter Jok. The Hawkeyes have had a first-team All-Big selection for four consecutive seasons.

Barta's Administrative Career

Position	Years
Henry B. and Patricia B. Tippie Athletics Director Chair, Iowa	Aug. 1, 2006-Present
Athletic Director, Wyoming	2003-2006
Senior Associate A.D., Washington	1996-2003
Director of Athletics Development/External Relations, Northern Iowa	1990-1996
Associate Director of Development, North Dakota State	1988-1990

- Lisa Bluder’s Hawkeye women’s basketball team advanced to postseason play for the 10th straight season while fielding a very young team comprised of nine underclassmen and five upperclassmen. Iowa advanced to the fourth round of the WNIT, collecting postseason wins over Missouri State, South Dakota, and Colorado. Three Hawkeyes earned All-Big Ten honors and five earned Academic All-Big Ten recognition.
- The UI men’s golf team, under the direction of third-year head coach Tyler Stith, competed in its ninth straight NCAA Tournament. The Hawkeyes placed fourth in the Big Ten Championships.
- Larissa Libby’s GymHawks advanced to the NCAA Regionals for the ninth time in the last 10 seasons, where they finished third (195.050). Senior Angel Metcalf and freshman Clair Kaji advanced as individual competitors at the NCAA Championships. The GymHawks were third at the Big Ten Championships, with five gymnasts earning All-Big Ten honors.
- JD Reive’s UI men’s gymnastics squad placed fifth at the Big Ten Championships and saw Matt Loochtan garner first-team All-Big Ten recognition. Five student-athletes advanced to NCAA individual event finals.
- First-year head coach Sasha Schmid led the women’s tennis team to a plus-five improvement in conference wins from the previous season and guided Iowa back to the Big Ten Tournament for the first time since 2014. Elise van Heuvelen was named Big Ten Freshman of the Year and first-team All-Big Ten.
- The Iowa women’s swimming and diving team placed 26th as a team at the 2017 NCAA Championships under Marc Long – the program’s highest finish since 2005. The Hawkeyes had two first-team All-Americans in Emma Sougstad and Calli Head.
- The Iowa men’s and women’s swimming and diving teams both tallied Top-40 finishes at the NCAA Championships under head coach Marc Long. The program had two student-athletes—junior Emma Sougstad (100 breast) and senior Roman Trussov (100 breast, 200 breast)—garner three All-America distinctions.
- In his third year as head coach, Bond Shymansky guided the volleyball team to one of the best volleyball seasons in program history. Iowa finished the regular season with a 19-13 overall record and a 9-11 mark in Big Ten play, recording the program’s first winning season since 2000. Loxley Keala became the eighth player in program history to garner 2,000 assists, a feat she accomplished in just two years with the program. As a senior, Keala amassed 1,212 assists and became the first Hawkeye to earn All-Big Ten honors since 2001.

• Graduate •

- In October 2016, the NCAA reported Iowa’s student-athletes set a Hawkeye record by posting a Graduation Success Rate (GSR) score of 90 percent. Iowa student-athletes also earned a 76 percent Federal Graduation Rate (FGR). The FGR is also a record, and tops among the three Board of Regents State of Iowa institutions.
- Sixteen teams improved their GSR over 2015-16 while 16 teams also improved their Academic Progress Rate (APR) over the previous year.
- The grade point average for all UI student-athletes has reached 3.0 or above for the past two years, which exceeds the GPA average for all students attending the University of Iowa.
- Last May, the NCAA reported all 24 of Iowa’s sports programs were comfortably above the APR threshold for the seventh straight year. The NCAA also singled out the men’s golf, women’s swimming and diving, and men’s gymnastics teams for APR scores that ranked in the top 10 percent of their peer groups.
- Women’s basketball senior Ally Disterhoft was named College Sports Information Directors of America (CoSIDA) Academic All-American of the Year for the second straight year. Disterhoft is just the fifth scholar-athlete to win the prestigious award in back-to-

back years since its inception in 1987-88 and the second Big Ten athlete to accomplish the feat.

- One hundred eighty-three UI student-athletes earned Academic All-Big Ten recognition throughout the year.
- Forty-five UI student-athletes earned the Big Ten Conference Distinguished Scholar Award.
- The women’s rowing program featured 15 Academic All-Big Ten selections and four Collegiate Rowing Coaches Association National Scholar-Athletes.
- Men’s gymnastics tied a school record with nine Academic All-Big Ten selections. Senior Jack Boyle was named a finalist for the Nissen-Emery Award, given to the country’s most outstanding senior gymnast in the gym and in the classroom.
- Seven men’s and women’s swimming student-athletes were named College Swimming Coaches Association of America (CSCAA) Scholar All-Americans and 21 earned Academic All-Big Ten recognition.
- Wrestlers Michael Kemerer, Alex Meyer, and Brandon Sorensen were named to the National Wrestling Coaches Association (NWCA) All-Academic Team.

• Do It Right •

- The UI provides a superior experience for the more than 650 talented student-athletes who participate in the program annually and the more than one million friends and fans of the UI who attend Hawkeye events on the UI campus while being responsible and productive citizens of the greater Iowa City and University of Iowa community.
- Iowa remains among the handful of intercollegiate athletics programs nationally that successfully maintains its status as 100 percent self-supporting.
- UI student-athletes, coaches, and staff are also active local leaders, logging 15,000 hours of community service and spearheading efforts to support a wide variety of causes ranging from construction of the UI’s new Stead Family Children’s Hospital, to the UI’s extremely successful Dance Marathon, to involvement with Coaches vs. Cancer.
- Iowa football has been involved with the Stead Family Children’s Hospital “Kid Captain” program for 11 years. UI Athletics teamed with the UI Alumni Association on the “Black and Gold Fridays” outreach program and partnered with the College Football Playoff Foundation on “Extra Yard for (K-12) Teachers” program.
- Iowa’s annual “Day of Caring” serves as the foundation upon which all these outreach activities rest. Now in its 22nd year of existence, the Day of Caring happens each April and typically involves representatives of most, if not all, of Iowa’s sports programs who provide a wide variety of assistance to myriad not-for-profit organizations that serve the greater Iowa City community.
- “Doing It Right” also encompasses efforts aimed at improving the student-athlete experience. The UI Athletics Department invested more than \$1.7 million directly into food cost for its student-athletes in 2014-15 in response to NCAA legislation aimed at providing a higher quality student-athlete experience, with that figure exceeding \$1.9 in 2016-17. That commitment will continue annually and is complemented by increases to the value of the scholarships awarded the UI’s student-athletes as part of the NCAA’s effort to fully address cost of attendance.
- The Ladies Football Academy, spearheaded by Mary and Kirk Ferentz, has donated more than \$1.8 million to the University of Iowa’s Stead Family Children’s Hospital, which opened recently across the street from Kinnick Stadium.
- Margaret and Fran McCaffery have been champions for Coaches vs. Cancer and the American Cancer Society (ACS). The McCafferys have been actively involved with the Coaches vs. Cancer program and have raised more than \$2 million to support ACS efforts.

• **Facilities** •

Providing the resources for UI student-athletes and coaches to be successful is a priority for Barta and his senior management team. That process includes providing state-of-the-art facilities, which is why Barta continues to work closely with institutional leadership on the finalization of a comprehensive master plan for the facilities available to the Hawkeyes. Recently completed and additional facility projects on the horizon include:

- Initial phases of the Kinnick Edge, an \$89 million project over the next two years, include complete replacement of the north end zone in Kinnick Stadium and will provide new and improved indoor and outdoor seating and amenities, an additional video wall, and a new playing surface in Iowa's historic football stadium.
- Construction of the \$55 million Stew and LeNore Hansen Football Performance Center, completed in 2015.
- Center-hung videoboards in Carver-Hawkeye Arena, along with new sound and lighting systems.
- Forty-seven million dollar revitalization of Carver-Hawkeye Arena.
- Installation of a new video wall and video ribbon board at Kinnick Stadium.
- Partnered in construction of a new indoor turf facility that accommodates Olympic sports such as baseball, softball, golf, and soccer.
- Renovation of the practice space inside the UI Fieldhouse for the men's and women's gymnastics teams.
- Construction of the James M. Hoak Family Golf Complex for the men's and women's golf programs.
- Installation of FieldTurf on the outdoor football practice fields, matching the playing surface of Kinnick Stadium.
- Design and construction of a new clubhouse and pro shop at Finkbine Golf Course scheduled for completion in 2019.
- Renovation and upgrades for the Gerdin Athletic Learning Center, home to the UI's Student-Athlete Academic Services staff, scheduled for completion spring 2018.

- Installation of a banked track in the UI Recreation Building, home of UI indoor track programs.
- Stadium upgrades to the baseball (Duane Banks Field) and softball (Bob Pearl Field) facilities.
- Olympic sport improvements for soccer, gymnastics, volleyball, field hockey, and several other teams.

• **Fan Support** •

- In 2016-17, Iowa ranked in the Top 25 in home attendance for football, women's basketball, and men's basketball, while once again leading the nation in wrestling home attendance.
- Iowa ranked 20th in the nation in football home attendance in 2016 (69,656)
- Iowa ranked in the Top 25 in the nation in men's basketball home attendance in 2016-17 (12,548).
- Iowa ranked 19th in the nation in women's basketball home attendance in 2016-17 (4,395).
- Iowa led the nation in wrestling home attendance in 2016-17 (10,591). The Hawkeyes have led the nation in attendance for 11 straight seasons.

• **Personal** •

- As the director of athletics at the University of Wyoming for three years, seven different Wyoming coaches were named Mountain West Conference Coach of the Year. Barta spearheaded a fundraising effort that netted the Cowboy athletics program \$11 million in private support and \$11 million in matching state funds.
- As the senior associate athletics director at the University of Washington, he directed the "Campaign for the Student-Athlete," was a participant in the design, construction and/or renovation of several Washington athletics facilities, including Bank of America Arena and the Dempsey Indoor Practice Facility. In addition to almost doubling the amount of annual private support received by Washington, Barta also managed the department's external relations division, a task that included managing corporate sponsorship and radio contracts. His responsibilities at Washington expanded over time to include hiring coaching and administrative staff, and the day-to-day oversight of several Huskie sport teams.
 - The roots of his development experience extend to his first two positions: director of development at his alma mater, North Dakota State University, and director of athletics development and external relations at the University of Northern Iowa.
 - Barta earned a bachelor of science degree in mass communication and broadcast journalism from North Dakota State in 1987. He was an option quarterback for Bison football squads that won the Division II NCAA National Championship in 1983, 1985, and 1986.
 - Barta, and his wife, Connie, have a son, Luke (19), and a daughter, Madison (17). He was born September 4, 1963, in Minneapolis.



The Barta Family (l-r): Luke, Connie, Madison, and Gary.



Kirk Ferentz
Head Football Coach
19th Year at Iowa

Kirk Ferentz is in his 19th season as head football coach and 28th season overall at the University of Iowa. His tenure as Iowa's head football coach trails only Hayden Fry, who led the Hawkeyes for 20 seasons (1979-98). Ferentz is the longest tenured head football coach in the nation.

With three straight wins to close the 2016 regular season (two over ranked opponents), Ferentz guided the Hawkeyes to as many as eight wins (8-5) for the ninth season since 2002. Iowa posted a 6-3 record in Big Ten play to tie for second place in the West Division.

Iowa defeated second-ranked Michigan and 15th-ranked Nebraska in the final month of the 2016 season, earning the 10th January bowl invitation of the Ferentz era. Iowa closed the year with its fifth appearance in the Outback Bowl under Ferentz.

Ferentz led the 2015 Hawkeyes to a perfect regular season, setting a school record with 12 wins (12-2). The Hawkeyes won the Big Ten Conference West Division (8-0) before falling to Michigan State (16-13) in the championship game. The Hawkeyes earned Iowa's sixth invitation to the Rose Bowl, the first appearance for Iowa in Pasadena in 25 years.

Ferentz was recognized with both the Hayes-Schembecher and Dave McClain Big Ten Conference Coach of the Year awards in 2015. He was named Eddie Robinson (FWAA) and Woody Hayes national Coach of the Year (Columbus Touchdown Club), and received the Dodd Trophy, presented by the Bobby Dodd Coach of the Year Foundation. He was also named the American Football Coaches Association (AFCA) Region 3 Coach of the Year.

Ferentz joined the Iowa staff after serving as assistant head coach and offensive line coach of the Baltimore Ravens of the National Football League. He had been a part of the Baltimore (Cleveland Browns prior to the move) organization for six years.

Ferentz' coaching career began as a student assistant (1977) at his alma mater, Connecticut. The next two years (1978-79) were spent at Worcester Academy, where he also taught English literature. He served as a graduate assistant offensive line coach at Pittsburgh during the 1980 season. That Pittsburgh team (coached by Jackie Sherrill) finished with an 11-1 record and a number two national ranking.

He joined Fry's staff in 1981 as offensive line coach and the Hawkeyes won their first conference title and Rose Bowl berth in over 20 years. A string of 19 straight non-winning seasons came to an end in 1981. Ferentz continued as Iowa's line coach thru the 1989 season.

Offensive lines under the direction of Ferentz anchored four of Iowa's highest scoring offenses. Eight of Iowa's top 10 offensive teams, in terms of yards gained per game, have operated with Ferentz as the head coach or offensive line coach. And, Iowa's top nine passing teams of all time have occurred with Ferentz as the head coach or offensive line coach.

Eleven Hawkeyes, coached by Ferentz (the assistant), went on to play in the National Football League. They were John Alt, Rob Baxley, Dave Croston, Scott Davis, Mike Devlin, Chris Gambol, Mike Haight, Ron Hallstrom, Joel Hilgenberg, Bob Kratch and Brett Miller. Alt, Haight and Hallstrom were first round picks in the NFL Draft and five of his players were first team all-Big Ten.

Ferentz was named head coach of the Maine Bears in 1990 and held that position for three years before being hired by Bill Belichick and the Cleveland Browns.

Ferentz served as the honorary chair of the University of Iowa's 1999-00 United Way campaign. He and his wife, Mary, have given multiple major financial gifts to the University of Iowa. Those gifts include a \$400,000 gift to the University's College of Liberal Arts and University Children's Hospital and a \$100,000 gift to the University's College of Liberal Arts in 2003.

The most recent gift is a commitment of \$500,000 to support the Iowa Football Legacy Campaign. The Iowa Football Legacy Campaign comprises two key projects for the Hawkeye football program: the new indoor practice facility, completed in 2012; and the Stew and LeNore Hansen Football Performance Center, completed in 2015.

Kirk and Mary are very enthusiastic supporters of the UI's Stead Family Children's Hospital. From serving as advocates for the hospital across the state; to hosting and speaking at events to raise support for UI Children's Hospital; to their personal generosity in establishing the "Ferentz Family Pediatric Research and Education Endowment Fund" in 2007. In addition, the Iowa Ladies Football Academy has donated more than \$1.8 million to the UI's Stead Family Children's Hospital, which opened recently across the street from Kinnick Stadium.

Ferentz was born Aug. 1, 1955, in Royal Oak, Michigan. He attended Upper St. Clair High School in Pittsburgh. He graduated from the University of Connecticut in 1978 with a bachelor's degree in English Education. He was a football captain and an academic all-Yankee Conference linebacker at UConn.

Ferentz received the Distinguished Alumnus Award from the Neag School of Education at the University of Connecticut in May, 2009. He was inducted into the Upper St. Clair High School Hall of Fame in September, 2002 and the Western Chapter of the Pennsylvania Sports Hall of Fame in May, 2003.

Ferentz and his wife, Mary, have five children, and two granddaughters (Presley and Blakely), and two grandsons (John and Forest). The children are Brian, Kelly, Joanne, James and Steven. Brian was a three-year letterman and captain (2003-05) with the Hawkeye football team. He was named Iowa's offensive coordinator following the 2016 season. He joined the Iowa coaching staff in 2012 as offensive line coach, and was named run-game coordinator prior to the 2015 season. He earned his bachelor's degree from Iowa in 2006. James was also a three-year letterman and captain (2010-12) for the Hawkeyes. He started at center in all 38 games in his last three seasons and has played for the Denver Broncos the last two seasons. He earned his bachelor's degree from Iowa in 2012. Steven completed his Iowa playing career as a fifth-year senior offensive lineman in 2016. Joanne earned her bachelor's degree from Iowa in 2010 and Kelly earned her JD and MHA degrees from Iowa in 2010 and 2011.

Coaching Career

Team	Position, Years
Iowa	HC, 1999-present
Baltimore/Cleveland	OL, 1993-98
Maine	HC, 1990-92
Iowa	OL, 1981-89
Pittsburgh	GA, 1980
Worcester Academy	OL, DC, 1978-79
Connecticut	SA, 1977

Career Record

Overall: 147-113 (21 years)

At Iowa: 135-92 (18 years)

Big Ten: 82-63

- Ranks sixth all-time in Big Ten wins (82) and seventh in overall wins (135)
- Ranks second all-time at Iowa in coaching victories (Hayden Fry, 143)
- One of just seven Big Ten coaches ever to guide a team to 10 wins or more in three straight seasons

Year-By-Year Record at Iowa

Year	Overall	(Pct.)	Big Ten	(Pct.)	Bowl
2016	8-5	.615	6-3	.667	Outback
2015	12-2	.857	8-0	1.000	Rose
2014	7-6	.538	4-4	.500	TaxSlayer
2013	8-5	.615	5-3	.625	Outback
2012	4-8	.333	2-6	.250	---
2011	7-6	.538	4-4	.500	Insight
2010	8-5	.615	4-4	.500	Insight
2009	11-2	.846	6-2	.750	Orange
2008	9-4	.692	5-3	.625	Outback
2007	6-6	.500	4-4	.500	---
2006	6-7	.462	2-6	.250	Alamo
2005	7-5	.583	5-3	.625	Outback
2004	10-2	.833	7-1	.875	Capital One
2003	10-3	.769	5-3	.625	Outback
2002	11-2	.846	8-0	1.000	Orange
2001	7-5	.583	4-4	.500	Alamo
2000	3-9	.250	3-5	.375	---
1999	1-10	.091	0-8	.000	---
Overall	135-92	.595	82-63	.566	14 bowl games

National Honors

- Seven Hawkeyes have earned national Player of the Year honors on eight occasions
 - Desmond King, 2015 Jim Thorpe Award
 - Brandon Scherff, 2014 Outland Trophy
 - Shonn Greene, 2008 Doak Walker Award
 - Robert Gallery, 2003 Outland Trophy
 - Brad Banks, 2002 Davey O'Brien Award
 - Brad Banks, 2002 Associated Press Player of the Year
 - Dallas Clark, 2002 John Mackey Award
 - Nate Kaeding, 2002 Lou Groza Award
 - Brad Banks, 2002 Heisman Trophy Runner-up

Post-Season Success

- Has guided Iowa to 14 bowl appearances in 18 seasons
 - 2017 Outback Bowl
 - 2016 Rose Bowl
 - 2015 TaxSlayer Bowl
 - 2014 Outback Bowl
 - 2011 Insight Bowl
 - 2010 Insight Bowl
 - 2010 Orange Bowl
 - 2009 Outback Bowl
 - 2006 Alamo Bowl
 - 2006 Outback Bowl
 - 2005 Capital One Bowl
 - 2004 Outback Bowl
 - 2003 Orange Bowl
 - 2001 Alamo Bowl
- Six bowl victories tie for third all-time among Big Ten coaches
- Iowa appeared in four straight January bowls, 2002-05; four straight from 2013-16, and 10 overall under Ferentz
- Iowa was just one of eight schools in the nation to appear in six January bowl games between 2002-09
- Iowa appeared in six straight bowl games between 2001 and 2006, the second longest bowl streak in school history

In The Final Rankings

2015	5th (CFP)	9th (AP)	10th (Coaches)
2009		7th (AP)	7th (USA Today)
2008		20th (AP)	20th (USA Today)
2004		8th (AP)	8th (USA Today)
2003		8th (AP)	8th (USA Today)
2002		8th (AP)	8th (USA Today)

Coaching Honors

- 2015 Eddie Robinson FWAA Coach of the Year
- 2015 Dodd Trophy Coach of the Year
- 2015 Woody Hayes Coach of the Year (Columbus Touchdown Club)
- 2015 AFCA Region 3 Coach of the Year
- 2015 Dave McClain Big Ten Coach of the Year
- 2015 Hayes-Schembecher Big Ten Coach of the Year
- 2015 Paul "Bear" Bryant Coach of the Year Finalist
- 2015 Maxwell Club George Munger Coach of the Year Finalist
- 2015 Associated Press Big Ten Coach of the Year
- 2009 AFCA Regional Coach of the Year
- 2009 Dave McClain Big Ten Coach of the Year
- 2004 Big Ten Conference Coach of the Year
- 2002 Associated Press national Coach of the Year
- 2002 Walter Camp national Coach of the Year
- 2002 Big Ten Conference Coach of the Year
- Joins Bo Schembechler (Michigan) in being named Big Ten Coach of the Year more than three times

As Iowa Offensive Line Coach

Overall record of 73-33-4 in nine seasons

- 1988 Peach Bowl
- 1987 Holiday Bowl
- 1986 Rose Bowl
- 1986 Holiday Bowl
- 1984 Freedom Bowl
- 1983 Gator bowl
- 1982 Peach Bowl
- 1982 Rose Bowl

Assistant Coach Recognition

- Jim Reid, FootballScoop Linebacker Coach of the Year, 2013
- LeVar Woods, FootballScoop Linebacker Coach of the Year, 2013
- Norm Parker, AFCA Assistant Coach of the Year, 2011
- Norm Parker, Frank Broyles Award Finalist, 2005
- Norm Parker, Frank Broyles Award Finalist, 2004
- Ron Aiken, AFCA Assistant Coach of the Year, 2002

First Round NFL Draft Selections

- OL Brandon Scherff, 2014 (5th selection, Washington)
- OL Riley Reiff, 2012 (23rd selection, Detroit)
- DL Adrian Clayborn, 2011 (20th selection, Tampa Bay)
- OL Bryan Bulaga, 2010 (23rd selection, Green Bay)
- LB Chad Greenway, 2006 (17th selection, Minnesota)
- OL Robert Gallery, 2004 (2nd selection, Oakland)
- TE Dallas Clark, 2003 (24th selection, Indianapolis)

NFL Draft Highlights

- Seven first round selections
- Seven second round selections
- 63 NFL Draft selections overall
- 137 of 154 (89%) of Iowa's senior starters the last 15 years were selected in the NFL Draft or signed to an NFL free agent contract

Consensus All-Americans (8)

- DB Desmond King, 2015
- OL Brandon Scherff, 2014
- DE Adrian Clayborn, 2010
- RB Shonn Greene, 2008
- OL Robert Gallery, 2003
- PK Nate Kaeding, 2003
- OL Eric Steinbach, 2002
- TE Dallas Clark, 2002

First Team All-Americans (15)

- DB Desmond King, 2016
- DB Desmond King, 2015 (unanimous, consensus)
- OL Brandon Scherff, 2014 (unanimous, consensus)
- OL Riley Reiff, 2011
- DE Adrian Clayborn, 2010
- LB Pat Angerer, 2009
- OL Bryan Bulaga, 2009
- RB Shonn Greene, 2008
- OL Robert Gallery, 2003
- PK Nate Kaeding, 2003
- QB Brad Banks, 2002
- TE Dallas Clark, 2002
- PK Nate Kaeding, 2002
- OL Bruce Nelson, 2002
- OL Eric Steinbach, 2002

Big Ten Honors

Big Ten Most Valuable Player (2)

- RB Shonn Greene, 2008
- QB Brad Banks, 2002

Big Ten Offensive Player of the Year (2)

- RB Shonn Greene, 2008
- QB Brad Banks, 2002

Big Ten Player of the Year, by Position (10)

- Desmond King, 2015 (defensive back)
- Brandon Scherff, 2014 (offensive line)
- Micah Hyde, 2012 (defensive back)
- Marvin McNutt, Jr., 2011 (wide receiver)
- Bryan Bulaga, 2009 (offensive line)
- Shonn Greene, 2008 (running back)
- Mitch King, 2008 (defensive line)
- Robert Gallery, 2003 (offensive line)
- Brad Banks, 2002 (quarterback)
- Eric Steinbach, 2002 (offensive line)

Academic Honors

Academic All-America Honors (13)

- Jordan Lomax, second team Academic All-America, 2015
- Mark Weisman, second team Academic All-America, 2014
- James Morris, NFF National Scholar-Athlete Award, 2013
- James Morris, first team Academic All-America, 2013
- Mike Klinkenborg, first team Academic All-America, 2007
- Adam Shada, first team Academic All-America, 2007
- Mike Klinkenborg, first team Academic All-America, 2006
- Adam Shada, first team Academic All-America, 2006
- Mike Elgin, first team Academic All-America, 2006
- Mike Elgin, first team Academic All-America, 2005
- Nate Kaeding, second team Academic All-America, 2002
- Aaron Kampman, first team Academic All-America, 2001
- Aaron Kampman, second team Academic All-America, 2000

Academic All-Big Ten honorees (253)

NFL All-Pro Honors (6)

- TE Dallas Clark (Indianapolis)
- LB Chad Greenway (Minnesota)
- DL Aaron Kampman (Green Bay)
- PK Nate Kaeding (San Diego)
- DB Bob Sanders (Indianapolis)
- DB Bob Sanders, 2007 NFL Defensive Player of the Year
- OL Marshal Yanda (Baltimore)





Brian Ferentz
Offensive Coordinator & Running Backs Coach
Sixth Year at Iowa

Brian Ferentz, a three-year letterman as an offensive lineman at the University of Iowa, was named offensive coordinator following the 2016 season. He also coaches the Hawkeye running backs. Ferentz served as Iowa's offensive line coach for five seasons (2012-16) and served as run game coordinator in 2015 and 2016.

Brian joined the Hawkeye staff after spending the previous four years with the NFL's New England Patriots. He was recently recognized by ESPN.com as one of the top assistant coaches in the Big Ten Conference under the age of 40.

Iowa won a combined 20 games over the past two seasons. The Hawkeyes earned a fourth straight bid to a January bowl game, participating in the 2017 Outback Bowl. Iowa closed the regular season with three straight wins, including home victories over two nationally ranked opponents.

The Iowa offensive line earned the 2016 Joe Moore Award, which is presented to the best offensive line in college football. Iowa boasted two players who rushed for over 1,000 yards in the same season for the first time in school history, as junior Akrum Wadley and senior LeShun Daniels, Jr., each surpassed 1,000 yards. Iowa was a finalist for the award in 2015.

The Hawkeyes posted a perfect 12-0 regular season record in 2015, winning the West Division of the Big Ten Conference. Iowa participated in the 2016 Rose Bowl Game and the 2015 Big Ten Championship and ended the season in the top 10 in the national rankings.

Along with the 2017 Outback Bowl, Iowa also participated in the 2014 Outback Bowl, the 2015 TaxSlayer Bowl and the 2016 Rose Bowl. The Hawkeyes have ranked in the final top 10 of both major polls five times in the past 15 seasons.

Iowa has appeared in 10 January bowl games since 2001 and has recorded January bowl wins over Florida (2004 Outback), LSU (2005 Capital One), South Carolina (2009 Outback) and Georgia Tech (2010 Orange).

Iowa has won 124 games over the past 15 seasons, including 75 Big Ten games. Along with the 2015 division title, the Hawkeyes earned a share of the Big Ten title in both 2002 and 2004 and tied for second in 2009. Iowa has finished in the Big Ten's first division in 14 of the past 16 years.

Iowa's offense in 2015 averaged 30.9 points and 386.1 yards total offense, including 181.7 rushing and 204.4 passing yards per game. Iowa ranked in the top 25 nationally in fourth down conversions, fewest penalties and fewest turnovers.

Four members of Iowa's 2016 offensive line earned All-Big Ten recognition, including Ike Boettger, Cole Croston, James Daniels, and Sean Welsh. All except Croston return in 2017. Croston signed a free agent contract with the New England Patriots following the 2017 NFL Draft. In 2015, guard Jordan Walsh earned first team all-Big Ten honors, while center Austin Blythe was one of three finalists for the Rimington Award and a second team selection.

Left tackle Brandon Scherff won the 2014 Outland Trophy, was the Rimington-Pace Offensive Lineman of the Year in the Big Ten and earned unanimous consensus All-America honors. Scherff was the fifth player selected in the 2015 NFL Draft (Washington Redskins), while right tackle Andrew Donnal was selected by the St. Louis Rams in the fourth round.

Iowa's offensive line in 2013 led the way for an offense that averaged 377 yards total offense, including 180 rushing yards and 197 passing yards. The Hawkeye offensive line allowed just 15 sacks in 13 games, a total that led the Big Ten and tied for 12th best in the nation. Iowa won eight games while participating in the 2014 Outback Bowl.

Iowa's offensive line featured the same five starters in all 13 games in 2013, with four of those Hawkeyes earning Big Ten honors. Scherff was a first team selection, while right tackle Brett Van Sloten was second team and Blythe and left guard Conor Boffeli each were named honorable mention. Iowa led the Big Ten and ranked eighth in the nation in fewest penalties per game. Boffeli and Van Sloten signed NFL free agent contracts immediately following the 2014 NFL Draft.

Senior center James Ferentz and senior tackle/guard Matt Tobin led Iowa's offensive line in 2012, as both players earned all-Big Ten recognition. In addition, Blythe earned FWAA Freshman All-America honors. Iowa's offensive line put together a string of four consecutive games without allowing a quarterback sack and allowed less than two sacks in six of 12 games overall.

Brian, the son of head coach Kirk Ferentz, served as New England's tight ends coach in 2011, helping the Patriots win the AFC championship and a spot in the 2012 Super Bowl. Brian was an offensive assistant coach in 2010, working exclusively with the tight ends. He spent 2009 as a coaching assistant after serving as a scouting assistant for the Patriots during the 2008 season.

Under his direction, two Patriot rookie tight ends made a big impact in 2010. The New England duo ranked first and second, among all rookie tight ends with 10 and six touchdown catches, respectively. They became the first pair of rookie tight ends with at least five touchdowns in the same season in NFL history. Rob Gronkowski's 10 touchdown receptions rank second in NFL history for a rookie tight end, as only Mike Ditka (12) had more touchdowns as a rookie.

Gronkowski set additional records in 2011, including individual records for receiving touchdowns by a tight end (17), total touchdowns by a tight end (18) and receiving yards by a tight end (1,327). As a tandem, the Patriot tight ends also set three NFL single season records: total touchdowns by a tight end tandem (24), receptions by a tight end tandem (169) and total yards by a tight end tandem (2,237).

Brian played both offensive guard and center during his Iowa career. He earned honorable mention All-Big Ten honors as a senior in 2005, and was academic All-Big Ten in 2003. He was a team captain as a senior and played on Iowa teams that were among the most successful in school history. Brian was part of two Big Ten championship teams (2002 and 2004).

Ferentz started at center in every game as a senior in 2005. He started eight games at right guard in 2004 as the Hawkeyes earned a share of the Big Ten title and a bid to the Capital One Bowl. Iowa won each of the eight games he started after he missed the first four games of the year due to injury. Ferentz earned the starting center position as a sophomore and started five games before missing the second half of the season due to injury.

During his tenure as a player, Iowa participated in the BCS FedEx Orange Bowl, two Outback Bowls, and a Capital One Bowl, compiling an overall record of 38-12. The Hawkeyes defeated Florida in the 2004 Outback Bowl and defending national champion LSU in the 2005 Capital One Bowl.

Ferentz was a member of Iowa's Leadership Council and as a senior was the recipient of the Hayden Fry "Extra Heartbeat Award". The annual award goes to the Hawkeye player who gives extraordinary effort on the field. He was recognized with the "Next Man In" award as a junior.

Brian was selected to participate in the 2006 Hula Bowl following his Hawkeye career. He signed a free agent contract with Atlanta and was a member of the Falcons practice squad in 2006. He was with the New Orleans Saints throughout their 2007 training camp.

He earned his bachelor's degree in history from Iowa in 2006.

Ferentz was born March 28, 1983, in Iowa City. He and his wife, Nikki, have a daughter, Presley, and a son, John.

Ferentz' Coaching Career

Team	Position, Years
Iowa	OC, RB, 2017-present
Iowa	OL, Run Game Coordinator, 2015-16
Iowa	OL, 2012-2014
New England	TE's, 2011
	Off. Ast., TE's, 2010
	Coaching Ast., 2009
	Scouting Ast., 2008





Phil Parker
Defensive Coordinator & Secondary Coach
19th Year at Iowa

Phil Parker, who served as defensive backs coach at the University of Iowa for 13 seasons, is in his sixth season as defensive coordinator. He returned to coaching Iowa's defensive secondary in 2013 as well. Parker was named by Rivals.com in March, 2011, as a first team member of its College Football Assistant Coach Dream Team.

Iowa has won a combined 20 games over the past two seasons. The Hawkeyes earned a fourth straight bid to a January bowl game, participating in the 2017 Outback Bowl. Iowa closed the regular season with three straight wins, including home victories over two nationally ranked opponents.

Iowa's defense in 2016 featured linebacker Josey Jewell, who ranked second in the conference in tackles, and All-America defensive back Desmond King. The Hawkeyes ranked 13th in the nation in scoring defense and red zone defense, 19th in pass efficiency defense, and 23rd in total defense.

The Hawkeyes posted a perfect 12-0 regular season record in 2015, winning the West Division of the Big Ten Conference. Iowa participated in the 2016 Rose Bowl Game and the 2015 Big Ten Championship and ended the season in the top 10 in the national rankings.

Along with the 2017 Outback Bowl, Iowa also participated in the 2014 Outback Bowl, the 2015 TaxSlayer Bowl and the 2016 Rose Bowl. The Hawkeyes have ranked in the final top 10 of both major polls five times in the past 15 seasons.

Iowa has appeared in 10 January bowl games since 2001 and has recorded January bowl wins over Florida (2004 Outback), LSU (2005 Capital One), South Carolina (2009 Outback) and Georgia Tech (2010 Orange).

Iowa has won 124 games over the past 15 seasons, including 75 Big Ten games. Along with the 2015 division title, the Hawkeyes earned a share of the Big Ten title in both 2002 and 2004 and tied for second in 2009. Iowa has finished in the Big Ten's first division in 14 of the past 16 years.

The play of the defense has been a key part of Iowa's success. Two Hawkeyes have earned Big Ten Defensive Back of the Year honors in the last five seasons, including King in 2015 and Micah Hyde in 2012. King repeated as a first team All-Big Ten performer in 2016, and was named first team All-America by several media outlets. Fellow senior Greg Mabin earned honorable mention All-Big Ten recognition. King was a fifth round selection in the 2017 NFL Draft, while Mabin signed a free agent contract with Tampa Bay immediately following the draft.

Iowa led the Big Ten and ranked 10th in the nation with 19 interceptions in 2015, with four of those being returned for touchdowns. The Hawkeyes were also among the national leaders in pass break-ups (ninth), turnover margin (11th), turnovers gained (13th), and rushing defense (15th).

Iowa ranked second in the Big Ten and seventh nationally in pass defense in 2014 with a defensive line-up that included three new linebackers and two first-year starters in the secondary. Seven Hawkeye defensive players earned all-Big Ten recognition.

The Hawkeyes collected eight wins in 2013, including a 5-3 Big Ten record to tie for second in the Legends Division. Iowa earned a spot in the 2014 Outback Bowl behind a defense that ranked among the national leaders in total defense (sixth), first downs allowed (seventh) pass defense (ninth), scoring defense (ninth), pass efficiency defense (17th) and rushing defense (19th).

Cornerback B.J. Lowery, a first team selection, was one of eight Hawkeye defensive players to earn all-Big Ten recognition in 2013, while King was named to several All-Freshman honor teams as a true freshman.

Following the 2012 season, senior defensive back Micah Hyde was named the recipient of the Tatum-Woodson Defensive Back of the Year in the Big Ten Conference, earning first team All-Big Ten honors. Hyde was selected by Green Bay in the fifth round of the NFL Draft and has had three very productive seasons in the NFL.

Iowa's secondary in 2011 was led by senior Shaun Prater, who earned first team all-Big Ten honors for the second straight season, while Hyde earned second team honors. Over the past eight seasons, Iowa ranks among the national leaders with 128 interceptions. Prater was selected by Cincinnati in the fifth round of the 2012 NFL Draft, while Jordan Bernstine was selected by Washington in the seventh round.

The defensive secondary played a key role in Iowa's success in 2010. Iowa was second in the Big Ten in pass efficiency defense (115.1) and interceptions (19). Iowa tied for 11th in the nation in interceptions, returning four thefts for touchdowns. Prater and safety Tyler Sash were both named first team all-Big Ten, while Brett Greenwood earned second team honors and Hyde was honorable mention.

Sash started the final 34 games of his career and ranks fifth in career interceptions. He declared for the NFL following his junior season in 2010 and was a sixth round selection of the New York Giants. Sash earned a Super Bowl ring in his rookie season with the Giants in 2011.

In 2009, Iowa ranked third in the nation in pass efficiency defense and fourth in pass defense, while leading the Big Ten in both categories. The Hawkeyes tied for fifth nationally with 21 interceptions while ranking eighth in scoring defense and 10th in total defense. Sash and cornerback Amari Spivey both earned first team all-Big Ten recognition, while Greenwood was a second team selection. Spivey declared for the NFL Draft following his junior season in 2009 and was selected in the third round by the Detroit Lions.

In 2008, Iowa ranked fourth in the nation while tying a school record with 23 interceptions. The Hawkeyes led the Big Ten and ranked fifth nationally in pass efficiency defense (98.3) and scoring defense (13.0). Spivey earned second team all-conference honors, while Bradley Fletcher and Greenwood claimed honorable mention recognition. Fletcher was selected by St. Louis in the third round of the 2009 NFL Draft.

Parker's Coaching Career

Team	Position, Years
Iowa	DC, DB, 2013-present
Iowa	DC, 2012
Iowa	DB, 1999-2011
Toledo	DB, 1988-98
Michigan State	GA, 1987

Under Parker's direction, safety Bob Sanders became the ninth Iowa player to earn first team all-Big Ten honors for three seasons (2001, 2002, and 2003). Sanders earned second team All-America honors in 2003 and was taken by Indianapolis in the second round of the 2004 NFL Draft. He ranks 10th in career tackles (348). Sanders earned all-Pro recognition with the Colts in 2005 and was selected to the Pro Bowl. He was a key contributor again in 2006 as the Colts won the Super Bowl. He was named the NFL's Defensive Player of the Year in 2007 and was again an all-Pro selection.

Senior cornerback Charles Godfrey led the Iowa secondary in 2007, recording five interceptions and 65 tackles. He earned second team all-Big Ten honors. Godfrey was selected in the third round of the 2008 NFL Draft, being selected by the Carolina Panthers. He has been a starter throughout his eight NFL seasons.

In 2006, senior safeties Marcus Paschal and Miguel Merrick combined for 149 tackles to lead the Hawkeye secondary. Paschal was a second team all-Big Ten selection and signed a free agent contract with Philadelphia. Merrick signed a free agent contract with San Diego.

In 2005, senior cornerback Antwan Allen was the only player in the nation to start in four straight January bowl games. He ended his career with 235 tackles and eight interceptions. Jovon Johnson, at the opposite corner, also started throughout his career. He ranks third in career interceptions (17) and had 181 career tackles. Johnson played with the Pittsburgh Steelers and New York Jets in the NFL before a productive career in the Canadian Football League. He was the CFL's Most Outstanding Defensive Player in 2011, becoming the first defensive back to win the award. He is a two-time CFL All-Star.

Safeties Derek Pagel and Sean Considine joined the Iowa program as walk-ons and earned their way into the starting line-up. Each helped the Hawkeyes win a Big Ten title as seniors and both were NFL Draft selections. Pagel earned second team all-Big Ten honors in 2002 and was selected in the fifth round of the 2003 draft. Considine was a fourth round selection in 2005 after earning honorable mention all-Big Ten recognition. He joined the Baltimore Ravens in 2012 and played a key role on special teams for the Super Bowl champions.

In 1999, Iowa's secondary was led by the play of safety Matt Bowen. Bowen led the team in tackles as both a junior and senior. He was voted second team all-Big Ten and was a sixth round selection of the St. Louis Rams in the NFL Draft. Bowen played several seasons in the NFL (Washington and Buffalo) following his college career.

Parker was the defensive backfield coach at Toledo for 11 seasons prior to joining the Iowa staff. During his tenure at Toledo, Parker coached 10 all-conference selections and helped the Rockets win conference division championships in 1997 and 1998. Three of his Toledo players, Darren Anderson, Clarence Love and Kelly Herndon, went on to play in the NFL. Anderson and Love were NFL Draft selections, while Herndon signed as a free agent and played in the 2006 Super Bowl with Seattle. In 1998, Toledo ranked 19th in the nation in scoring defense.


Toledo won Mid-American Conference championships in 1990 and 1995 and competed in the 1995 Las Vegas Bowl. Toledo ranked 12th in the nation in total defense in 1990 and ninth in pass efficiency defense and 11th in rushing defense in 1992. In 1995 Toledo completed an undefeated season and was ranked 22nd in the final UPI poll and 24th in the CNN poll after leading the nation in turnover margin. Toledo also finished second to perennial power Marshall twice when Parker was a member of the Rocket staff.

Parker served as a graduate assistant coach for one year at Michigan State. He was on the Spartan staff in 1987 when MSU won the Big Ten title and defeated Southern California in the 1988 Rose Bowl.

Phil was a standout defensive back at Michigan State, earning first team all-Big Ten honors in 1983, 1984 and 1985. Parker was named defensive MVP at Michigan State in 1983 and 1985 and was invited to the Hula Bowl following his senior season. During his MSU career the Spartans competed in the 1984 Cherry Bowl and the 1985 All-American Bowl. Parker was named Most Valuable Player in the Cherry Bowl.

Parker earned his B.S. degree from Michigan State in 1986.

Parker was born March 13, 1963, in Lorain, Ohio. Phil and his wife, Sandy, have two children, Tyler and Paige.





Kelvin Bell
Recruiting Coordinator
Assistant Defensive Line Coach
Sixth Year at Iowa

Kelvin Bell, a former member of the University of Iowa football team, was named recruiting coordinator and defensive assistant coach in February, 2016. He assists with coaching the defensive line. Bell held the position of director of on-campus recruiting for the previous two years. He served as a graduate assistant coach for two years (2012-13) with the Hawkeyes, assisting with special teams.

In his previous position, Bell assisted in all aspects of prospect identification, assisted the coaching staff in off-campus recruiting efforts, and coordinated all aspects of on-campus recruiting activities.

Iowa has won a combined 20 games over the past two seasons, including an 8-5 record in 2016. The Hawkeyes earned a fourth straight bid to a January bowl game, participating in the 2017 Outback Bowl. Iowa closed the regular season with three straight wins, including home victories over two nationally ranked opponents.

The Hawkeyes posted a perfect 12-0 regular season record in 2015, winning the West Division of the Big Ten Conference. Iowa participated in the 2016 Rose Bowl Game and the 2015 Big Ten Championship and ended the season in the top 10 in the national rankings.

Along with the 2017 Outback Bowl, Iowa also participated in the 2014 Outback Bowl, the 2015 TaxSlayer Bowl and the 2016 Rose Bowl. The Hawkeyes have ranked in the final top 10 of both major polls five times in the past 15 seasons.

The 2016 Hawkeyes ranked 13th in the nation in scoring defense and red zone defense, 19th in pass efficiency defense, and 23rd in total defense. Tackle Jaleel Johnson earned first team All-Big Ten honors, while tackle Nathan Bazata and end Parker Hesse earned honorable mention recognition.

Bell interned with four NFL organizations (Minnesota Vikings, 2013; New York Giants, 2014; Miami Dolphins and Cincinnati Bengals, 2015) as part of the Bill Walsh Minority Coaching Fellowship.

Bell joined the Iowa staff after serving as an assistant coach at Trinity International University, where he served as the offensive line coach and run game coordinator in 2011. Two of his offensive linemen earned all-conference honors in 2011.

Bell served two seasons (2008-09) as offensive line coach at Wayne State College in Wayne, Nebraska. He helped lead the Wildcats to their first-ever appearance in the NCAA Division II playoffs in 2008 while posting a two-year record of 17-6. Bell coached five offensive linemen who went on to earn all-conference, all-region and All-America honors.

Before coaching at WSC, Bell coached the offensive line at Cornell College for two seasons (2006-2007). He gained his first coaching experience at Regina High School in Iowa City (2004-06), where he served as junior high coach, varsity weight room supervisor, and assistant varsity coach. Regina earned its first-ever state football championship in 2005 after reaching the semifinals in 2004.

Bell first joined the Iowa program as a defensive lineman in 2000. He redshirted in his first year at Iowa and later had his career cut short due to injury. As a prep, he earned first team all-conference honors for three straight seasons as an offensive and defensive lineman. He earned all-district, all-region and all-county recognition as a senior.

Bell earned his B.A. in mathematics, with a computer science concentration, from the University of Iowa in 2005. He earned his master's degree in sports management in 2014.

Bell is a native of Olive Branch, Mississippi. His wife's name is Natalee.

Bell's Coaching Career	
Team	Position, Years
Iowa	AC, RC, 2016-present
Iowa	OCR, 2014-15
Iowa	GA, 2012-13
Trinity International	OL/RGC, 2011
Wayne State	OL, 2008-09
Cornell College	OL, 2006-07
Regina High School (Iowa City)	AC, 2004-06



Kelton Copeland

Wide Receivers Coach

First year at Iowa

Kelton Copeland was named wide receivers coach at the University of Iowa in February, 2016. Copeland joined the Hawkeye coaching staff after coaching at Northern Illinois the past four seasons.

Copeland served as wide receivers coach and specials teams coordinator at Northern Illinois in 2016 after coaching the NIU running backs from 2013-15. Northern Illinois had a first team all-conference selection at both wide receiver and as return specialist while leading the conference in both kickoff returns and kickoff coverage in 2016.

In 2015, Northern Illinois running back Joel Bouagnon earned first team all-conference honors after rushing for 1,285 yards and 18 touchdowns. NIU averaged 190.1 rushing yards per game while playing in the conference title game for the sixth straight year and earning an eighth straight bowl invitation.

The Northern Illinois offense rushed for 3,488 yards and 36 touchdowns in 2014, as three running backs each averaged over five yards per carry. In 2013 the Huskies featured two players who each rushed for over 1,000 yards, including quarterback Jordan Lynch, a Heisman Trophy finalist.

Copeland joined the Northern Illinois staff after coaching wide receivers at South Dakota for two seasons (2011-12).

He was on the staff at Coffeyville Community College from 2007-10, coaching wide receivers (2008-10) and the defensive secondary (2007). Coffeyville advanced to the Region IV playoffs in three different seasons, while boasting one of the top offenses in the Jayhawk Conference in 2010.

Copeland coached defensive backs at Northwood University in 2006, helping Northwood reach the Division II playoffs. He was on the coaching staff at Emporia State University from 2003-05, coaching linebackers, running backs, and wide receivers, while also working with special teams. He also served as an assistant strength and conditioning coach.


As a player at Emporia State from 1999-02, Copeland was the starting quarterback and a team captain for three seasons. He set school records for rushing yards by a quarterback in a season and career, leading the team in total offense as both a junior and senior. He ranked third all-time in total offense and fourth in passing yards following his final season.

A native of Miami, Florida, Copeland attended Southridge High School. He graduated from Emporia State University in 2003 with a bachelor's degree in recreation.

Copeland was born June 9, 1980. He is married to the former Bridgette Eldridge, and the couple has three daughters, Marlea, Devyn and Kabryn.

Copeland's Coaching Career

Team	Position, Years
Iowa	WR, 2017-present
Northern Illinois	WR, ST, 2016
Northern Illinois	RB, 2013-15
South Dakota	WR, 2011-12
Coffeyville CC	WR, 2008-10
Coffeyville CC	DB, 2007
Northwood University	DB, 2006
Emporia State	LB,WR, RB, 2003-05



Reese Morgan
Defensive Line Coach
18th Year at Iowa

Reese Morgan, one of the most successful high school coaches in Iowa prep history, is in his 18th year as a member of the University of Iowa coaching staff. He is in his sixth year as Iowa's defensive line coach. Morgan served as Iowa's offensive line coach for nine seasons after spending the first three years on the staff as tight ends coach and recruiting coordinator.

Iowa won a combined 20 games over the past two seasons. The Hawkeyes earned a fourth straight bid to a January bowl game, participating in the 2017 Outback Bowl. Iowa closed the regular season with three straight wins, including home victories over two nationally ranked opponents.

Along with the 2017 Outback Bowl, Iowa also participated in the 2014 Outback Bowl, the 2015 TaxSlayer Bowl and the 2016 Rose Bowl. The Hawkeyes have ranked in the final top 10 of both major polls five times in the past 15 seasons.

Iowa has appeared in 10 January bowl games since 2001 and has recorded January bowl wins over Florida (2004 Outback), LSU (2005 Capital One), South Carolina (2009 Outback) and Georgia Tech (2010 Orange).

Iowa has won 124 games over the past 15 seasons, including 75 Big Ten games. Along with the 2015 division title, the Hawkeyes earned a share of the Big Ten title in both 2002 and 2004 and tied for second in 2009. Iowa has finished in the Big Ten's first division in 14 of the past 16 years.

Iowa's defense in 2016 featured linebacker Josey Jewell, who ranked second in the conference in tackles, and All-America defensive back Desmond King. Defensive tackle Jaleel Johnson earned first team All-Big Ten honors, while tackle Nathan Bazata and end Parker Hesse earned honorable mention recognition. The Hawkeyes ranked 13th in the nation in scoring defense and red zone defense, 19th in pass efficiency defense, and 23rd in total defense.

The Hawkeyes posted a perfect 12-0 regular season record in 2015, winning the West Division of the Big Ten Conference. Iowa participated in the 2016 Rose Bowl Game and the 2015 Big Ten Championship and ended the season in the top 10 in the national rankings.

Iowa ranked fourth in the Big Ten and 15th in the nation in rushing defense in 2015, and was also among national leaders in pass break-ups (ninth), interceptions (10th), turnover margin (11th), and turnovers gained (13th). Johnson earned honorable mention All-Big Ten honors in 2015.

The Iowa defense ranked seventh in the nation in pass defense and 22nd in total defense in 2014. Iowa led the Big Ten and ranked second in the nation in fewest penalties and penalty yards. Tackles Carl Davis and Louis Trinca-Pasat, along with end Drew Ott, were each named second team All-Big Ten. Davis was selected in the third round (Baltimore) of the 2015 NFL Draft, while Trinca-Pasat signed a free agent contract with St. Louis immediately following the draft.

The Hawkeyes won eight games in 2013, including five in the Big Ten to tie for second in the Legends Division. Iowa earned a spot in the 2014 Outback Bowl behind a solid defense that ranked among the national leaders in total defense (sixth), first downs allowed (seventh) pass defense (ninth), scoring defense (ninth), pass efficiency defense (17th) and rushing defense (19th).

Among the reasons for Iowa's history of success has been the play of Iowa's offensive line, working under the direction of Morgan. With two new starters in 2011, the Hawkeye offensive line led the way as Iowa's offense featured a 3,000-yard passing quarterback and a running back and wide receiver who each gained over 1,300 yards.

Morgan has coached three Outland Trophy winners, an award presented each year to the top interior offensive lineman in college football. Brandon Scherff, who was recruited and coached by Morgan his first two years at Iowa, earned the 2014 Outland Trophy. Following the 2003 season, Robert Gallery became Iowa's third Outland Trophy winner. As the head coach at Benton Community HS, Morgan coached Chad Hennings, the 1987 winner, who was a defensive tackle at the Air Force Academy. Hennings is a member of the College Football Hall of Fame.

In his last five seasons as Iowa's offensive line coach (2007-11), Morgan coached a Hawkeye player who would go on to be a first round selection in the NFL Draft.

Junior tackle Riley Reiff earned first team all-Big Ten honors in 2011, along with earning All-America recognition from several outlets. In addition, senior guard Adam Gettis was named second team all-Big Ten and junior center James Ferentz and senior tackle Markus Zusevics earned honorable mention recognition.

Reiff declared for the NFL Draft following his junior season and was selected in the first round by the Detroit Lions. As the 23rd overall selection, Reiff became Iowa's third first round selection in three years. In addition, Gettis was selected in the fifth round by Washington and Zusevics signed an NFL free agent contract with New England the day after the draft. Iowa has had at least one offensive lineman selected in 10 of the last 13 NFL Drafts.

Iowa's offensive line featured three first-year starters in 2010. Still, the Hawkeyes ranked among the national leaders in fewest penalties, fewest penalty yards, QB sacks allowed and fewest turnovers. Guard Julian Vandervelde and Reiff earned second team all-Big Ten honors. Vandervelde was selected in the fifth round of the 2011 NFL Draft by Philadelphia.

In 2009, tackle Bryan Bulaga was named Big Ten Offensive Lineman of the Year, earning first team all-conference honors. Dace Richardson returned to earn first team honors after missing over a year and a half due to injury.

Bulaga declared for the NFL Draft following his junior season in 2009 and was the 23rd player selected in the 2010 NFL Draft when he was taken by the Green Bay Packers. Tackle Kyle Calloway was selected in the sixth round by the Buffalo Bills. Bulaga earned a starting spot at right tackle for the Super Bowl champion Packers as a rookie, becoming the youngest player ever to start in the Super Bowl.

Iowa, in 2008, ranked third in the Big Ten and 26th nationally in rushing yards per game (188.7). Iowa featured running back Shonn Greene, who earned the Doak Walker Award as the top running back in the nation. Greene was the only running back in the nation to rush for over 100 yards in every game during the 2008 season.

Senior Seth Olsen led the way for the Hawkeyes in 2008, earning first team all-Big Ten honors and All-America recognition. Center Rob Bruggeman and tackles Calloway and Bulaga all earned second team all-conference recognition. Olsen was selected in the fourth round of the 2009 NFL Draft by Denver. Bruggeman signed a free agent contract with Tampa Bay immediately following the draft.

The 2006 Hawkeyes ranked third in the Big Ten in total offense (just a yard behind second place Ohio State) and second in pass offense. In 2005, Iowa boasted the Big Ten's leading rusher and the league's best red zone offense.

In the 2007 NFL Draft, Marshal Yanda (Baltimore) was selected in the third round and Mike Elgin (New England) was a seventh round selection. In addition, Mike Jones signed a free agent contract with the San Diego Chargers. Jones was a first team all-Big Ten selection, while Yanda earned second team honors. Elgin was a first team academic All-American in each of his final two seasons.

Yanda has started at both guard and tackle for the Ravens over the past 10 seasons. He played a key role in Baltimore's drive to the 2013 Super Bowl championship and is a six-time Pro Bowl selection. Yanda was named the second-ever winner of the prestigious Bruce Matthews award following the 2014 season, an honor bestowed upon the top offensive lineman in the NFL.

In 2005, the Hawkeyes averaged 30 points a game behind quarterback Drew Tate and Big Ten rushing leader Albert Young. Senior center Brian Ferentz started the final 20 games of his career in 2004 and 2005 and signed a free agent contract with Atlanta immediately following the 2006 NFL Draft.

Due to a number of injuries to Iowa running backs in 2004, Iowa developed one of the most dangerous passing attacks in the nation. The Hawkeyes scored 23 points or more in the final five games of the season, including 30 points in wins over Wisconsin and LSU. For the year, Iowa ranked second in the Big Ten in passing offense, pass efficiency and red zone offense.

Right tackle Pete McMahon was the lone senior in 2004 in the offensive line. Facing two of the more-highly regarded defensive ends in the nation in Iowa's final two games, McMahon led by example by controlling his opponents, who were both first round selections in the NFL Draft. McMahon was taken in the NFL Draft by the Oakland Raiders.

Anchored by consensus All-American and Outland Trophy winner Robert Gallery at left tackle, Iowa's offensive line had four new starters to start the 2003 season. By the end of the year, in which the Hawkeyes won 10 games and featured RB Fred Russell with over 1,300 rushing yards, the offensive line had meshed together as one of Iowa's strong points. The Hawkeyes ended the season by rushing for over 200 yards in a win at Wisconsin and in the Outback Bowl win over Florida. Gallery was the second player selected in the 2004 NFL Draft.

As tight ends coach in 2002, Morgan coached tight end Dallas Clark to consensus All-America honors. Clark was also named winner of the John Mackey Award, which goes annually to college football's top tight end. Clark was named to at least seven first team All-America teams. Clark earned a Super Bowl championship with the Indianapolis Colts and earned all-Pro honors in 2009. Clark had 31 receptions for 343 yards and three touchdowns for the Baltimore Ravens in 2013 before retiring from the NFL in June 2014.

Morgan became part of the Iowa staff after eight years as head coach at West HS in Iowa City. West won state Class 4A (largest class in the state) titles in 1995, 1998 and 1999. Morgan left the program with a 26-game winning streak.

Between 1994 and 1999 his West High School teams were 62-7, while his overall record at West was 67-20. He has totaled 146 career prep victories and is a member of the Iowa High School Coach's Hall of Fame. He also served as Assistant Principal and Dean of Students at West.

Reese also served as a teacher (1973-92), assistant football coach (1973-77) and head football coach (1978-91) at Benton Community High School. He led Benton Community into the state playoffs on three occasions.

Morgan attended St. Mary's High School in Lorain, Ohio. He lettered three times in football and one year in track and field. Reese was a four-year letterman (linebacker) at Wartburg College and was team captain as a senior in 1971.

Morgan earned his B.A. degree in education from Wartburg and earned a master's degree in educational administration from the University of Northern Iowa.

Morgan was born June 22, 1950. Reese and his wife, Jo, have two daughters, Jessica and Caitlin, along with granddaughters Morgan and Hayden, and grandsons Cade and Jace.

Morgan's Coaching Career	
Team	Position, Years
Iowa	DL, 2012-present
Iowa	OL, 2003-2011
Iowa	RC, 2000-02
West HS	HC, 1992-99
Benton Community HS	HC, 1978-91
Benton Community HS	AC, 1973-77



Ken O'Keefe
Quarterbacks Coach
14th year at Iowa

Ken O'Keefe was named University of Iowa quarterbacks coach in February, returning to the Iowa coaching staff after previously serving as offensive coordinator for 13 seasons (1999-2011). O'Keefe also served as Iowa's quarterback coach for 12 seasons, after coaching Hawkeye wide receivers in his first year on the staff.

Iowa was bowl eligible in the final 11 seasons O'Keefe was on staff, ranking in the top 10 in the final national rankings on four occasions. The Hawkeyes won Big Ten titles in 2002 and 2004 and placed second in 2009. Iowa won six bowl games between 2001 and 2010 with O'Keefe on staff.

O'Keefe tutored some of the top performing quarterbacks in Iowa history, including Kyle McCann, Brad Banks, Nathan Chandler, Drew Tate, Ricky Stanzi, and James Vandenberg. That group owns five of the top 10 single-season passing performances in school history. Tate (second), Stanzi (third), Vandenberg (seventh), McCann (ninth) and Banks (12th) rank among Iowa's career passing leaders.

As a senior in 2001, McCann led the Hawkeyes to their first bowl game under Ferentz, a win over Texas Tech in the Alamo Bowl. McCann ranked second in the Big Ten in pass efficiency in 2001 while completing 66.3 percent of his attempts and passing for over 2,000 yards in his only season as a starter.

The following season, senior Brad Banks led the Hawkeyes to a share of the Big Ten title. Banks placed second in Heisman Trophy balloting, while winning the Davey O'Brien Award as the top quarterback in the nation. He was the Associated Press Player of the Year and was named Most Valuable Player in the Big Ten Conference after leading the nation in pass efficiency.

Seven Iowa players were named to the All-Big Ten first offensive unit in 2002. That included players named Offensive Player of the Year (Banks), and Offensive Lineman of the Year (Eric Steinbach). Four offensive players, Banks, Steinbach, tight end Dallas Clark and center Bruce Nelson, earned first team All-America honors.

Nathan Chandler took over for Banks in 2003 and promptly guided the Hawkeyes to a 10-3 overall record, including a win over Florida in the 2004 Outback Bowl. Chandler passed for over 2,000 yards in his only season as a starter.

Drew Tate burst on the scene as a sophomore in 2004, leading Iowa to a share of the Big Ten title. He earned first team All-Big Ten honors while passing for over 2,700 yards and 20 touchdowns. Tate is second in career passing yards (8,292), TD passes (61), completions (665), attempts (1,090), and total offense (8,427). He also completed a 56-yard scoring strike on the last play of the game to lead Iowa to a win over LSU in the 2005 Capital One Bowl.

Stanzi set Iowa's school record for passing efficiency (157.6) in 2010, passing for over 3,000 yards and 25 touchdowns, with just six interceptions. He passed for over 2,400 yards in his first full season as a starter in 2009, leading Iowa to a second place finish in the Big Ten and to an Orange Bowl win over Georgia Tech.

In O'Keefe's final season at Iowa, he worked with Vandenberg, who was in his first year as a starter. Vandenberg passed for 3,083 yards and 28 touchdowns, with both totals ranking third-best for a single season in school history.

Offensive linemen Bryan Bulaga and Dace Richardson, along with tight end Tony Moeaki, earned first team All-Big Ten honors in 2009. Bulaga was named Big Ten Offensive Lineman of the Year. Bulaga was a first round selection in the 2010 NFL Draft, while Moeaki was a third round selection.

Iowa's offense in 2008 featured the Doak Walker Award winner in running back Shonn Greene. Iowa ranked fourth in the Big Ten in both rushing offense and pass efficiency while averaging over 370 yards total offense per game. The Hawkeyes ranked second in scoring offense (30.3) and first downs, and third in time of possession.

Along with being honored as the top running back in the nation, Greene was named the Big Ten Conference Offensive Player of the Year. Greene (third round), OL Seth Olsen (fourth) and TE Brandon Myers (sixth) were all selected in the 2009 NFL Draft.

From 2004-06 Tate ranked as one of the nation's top signal callers. He ranks high in the Iowa record book for just about every passing stat. Tate signed a free agent contract with the St. Louis Rams following his Hawkeye career, and has a lengthy and productive career in the Canadian Football League.

The 2006 Hawkeyes finished second in Big Ten pass offense and third in total offense. Under O'Keefe's direction, the 2005 Hawkeyes ranked first in the Big Ten in red zone offense and third in passing offense (258.7). In 2004, Iowa ranked second in the Big Ten in passing offense, passing efficiency, and red zone offense, posting a 10-2 record while winning the Big Ten title.

Twenty Hawkeye offensive players under O'Keefe were selected in the NFL Draft. Four of the top seasons in Iowa history, for average passing yards per game, occurred under O'Keefe's direction.

O'Keefe left Iowa following the 2011 season and has been a member of the Miami Dolphins staff for the past five seasons. He was named Miami's wide receivers coach in February, 2012, and served in that role prior to being named senior offensive assistant in 2015. He served as senior football research analyst in 2016.

Under O'Keefe, wide receiver Jarvis Landry set the Miami's rookie record with 84 receptions in 2014, the fourth-most by any player in a single season in team history. Landry surpassed that mark with 110 receptions in 2015 and caught more passes (194) than any other player in league history during the first two seasons of their career.

Wide receiver Brian Hartline had the two best seasons of his seven-year career under O'Keefe. Hartline totaled 74 receptions for 1,083 yards in 2012, and added 76 receptions for 1,016 yards and a career-high four touchdowns in 2013.

O'Keefe was the head coach at Fordham University in 1998. He served as head coach at Allegheny College for eight seasons (1990-97). His career head coaching record of 83-17-1 included a 79-10-1 mark at Allegheny, where his team won five North Coast Athletic Conference titles and the 1990 NCAA Division III national title. O'Keefe led Allegheny to four undefeated regular seasons (1990, 1991, 1994 and 1996), and six NCAA playoff appearances. He was named NCAA Division III Coach of the Year in 1990.

In 1985, O’Keefe coached Fort Worth (Texas) Country Day School. From 1978-84, he led Worcester (Mass.) Academy to a 37-11 record and three New England Class A prep championships. O’Keefe started his coaching career as an assistant coach at the University of New Haven from 1976-77.

O’Keefe earned his B.A. degree in history from John Carroll University in 1975, where he played football and baseball. He was a three-year starter at wide receiver while at John Carroll.

O’Keefe was born Aug. 18, 1953, in Milford, Connecticut. He and his wife, Joanne, have two children, Meghan and Brendan.

O’Keefe’s Coaching Career

Team	Position, Years
Iowa	QB, 2017-present
Miami Dolphins	2012-16
Iowa	OC, QB, 2000-2011
Iowa	OC, WR, 1999
Fordham	HC, 1998
Allegheny College	HC, 1990-97
Allegheny College	OL, OC, 1986-89
High school coach	1978-85
New Haven	AC, 1976-77

Polasek’s Coaching Career

Team	Position, Years
Iowa	OL, 2017-present
North Dakota State	OC, RB, 2012-16
Northern Illinois	TE, FB, 2013
North Dakota State	TE, FB, STC, 2010-2012
North Dakota State	RB, 2006-12
Wisconsin-Stevens Point	DB, 2005
Wisconsin-Stevens Point	WR, TE, 2003-04
Wisconsin-Stevens Point	QB, 2003



Tim Polasek
Offensive Line Coach
First year at Iowa

Tim Polasek was named offensive line coach at the University of Iowa in February, 2016. Polasek joined the Hawkeye coaching staff after serving as offensive coordinator and running backs coach at North Dakota State for the past three seasons.

North Dakota State posted a 12-2 mark in 2016, falling in the FCS semifinals to eventual national champion James Madison. The Bison averaged 240.9 rushing yards and 407.9 yards total offense per game, as running backs Lance Dunn and King Frazier combined to rush for 1,875 yards.

In 2015, Polasek directed a Bison offense that ranked second in the Missouri Valley Football Conference with 432.3 total yards per game. NDSU won its fourth straight FCS national championship with a 15-1 record and won the conference with a 7-1 mark.

NDSU’s offense flourished with first-year starting quarterback Carson Wentz rushing for more yards than any Bison QB since the veer-option days of the mid-1990s, and All-America running back John Crockett adding nearly 400 receiving yards to his school-record 1,994 rushing yards.

North Dakota State’s hard-nosed rushing attack helped NDSU rank second nationally in time of possession (34:03), third in first downs (343) and fifth in third-down conversion percentage (.483). The Bison averaged 5.2 yards per carry and rushed for 235.2 yards per game.

Polasek coached tight ends and fullbacks at Northern Illinois in 2013. The Huskies posted a 12-2 record, advancing to the Mid-American Conference championship game and earning a bid to the Poinsettia Bowl.

Polasek coached at North Dakota State from 2006-12, coaching running backs (2006-12), and tight ends and fullbacks (2010-12). He also served as special teams coordinator from 2010-12.

Polasek was an assistant coach at Wisconsin-Stevens Point for three seasons before initially joining the staff at North Dakota State. He coached defensive backs (2005), wide receivers/tight ends (2003-04) and quarterbacks (spring 2003). He was the special teams coordinator in 2004-05 and passing game coordinator in 2003-04.

Polasek attended Concordia University in Wisconsin, where he is the all-time leading passer. He set single-game, single-season and career records for touchdown passes, passing yards, completions and completion percentage. He was the Badger-Illini Conference Player of the Year in 2000. Polasek was a two-time first team all-conference selection in (2000-01) after earning second team honors in 1999. He was a team captain for two seasons and is a member of the Concordia Hall of Fame.

Polasek graduated from Concordia University in 2002 with a bachelor’s degree in physical education. He earned his master’s degree from Wisconsin-Stevens Point in 2005.

Polasek was born Aug. 8, 1979, and is a native of Iola, Wisconsin. His wife’s name is Jill.



Seth Wallace
Assistant Defensive Coordinator
Linebackers Coach
Seventh Year at Iowa

Seth Wallace was named linebackers coach at the University of Iowa in January, 2016, and was named assistant defensive coordinator in July, 2017. He served as Iowa's recruiting coordinator in 2014 and 2015, while also coaching cornerbacks and nickelbacks in 2015, and working with the defensive line in 2014. Wallace previously served as a graduate assistant coach on the Iowa staff for three seasons (2006-08).

Iowa won a combined 20 games over the past two seasons. The Hawkeyes earned a fourth straight bid to a January bowl game, participating in the 2017 Outback Bowl. Iowa closed the regular season with three straight wins, including home victories over two nationally ranked opponents.

Along with the 2017 Outback Bowl, Iowa also participated in the 2014 Outback Bowl, the 2015 TaxSlayer Bowl and the 2016 Rose Bowl. The Hawkeyes have ranked in the final top 10 of both major polls five times in the past 15 seasons.

Iowa has appeared in 10 January bowl games since 2001 and has recorded January bowl wins over Florida (2004 Outback), LSU (2005 Capital One), South Carolina (2009 Outback) and Georgia Tech (2010 Orange).

Iowa has won 124 games over the past 15 seasons, including 75 Big Ten games. Along with the 2015 division title, the Hawkeyes earned a share of the Big Ten title in both 2002 and 2004 and tied for second in 2009. Iowa has finished in the Big Ten's first division in 14 of the past 16 years.

Iowa's defense in 2016 featured linebacker Josey Jewell, who ranked second in the conference in tackles while earning second team All-Big Ten honors for the second consecutive season. The Hawkeyes ranked 13th in the nation in scoring defense and red zone defense, 19th in pass efficiency defense, and 23rd in total defense.

The Hawkeyes posted a perfect 12-0 regular season record in 2015, winning the West Division of the Big Ten Conference. Iowa participated in the 2016 Rose Bowl Game and the 2015 Big Ten Championship and ended the season in the top 10 in the national rankings.

Iowa ranked first in the Big Ten and 10th in the nation in pass interceptions in 2015, while also ranking in the top 20 nationally in pass break-ups, turnover margin, turnovers gained, and rushing defense. Seven defensive players earned All-Big Ten recognition.

In 2014, Wallace assisted with an Iowa defense that ranked seventh in the nation in pass defense and 22nd in total defense. Iowa led the Big Ten and ranked second in the nation in fewest penalties and penalty yards. Senior tackles Carl Davis and Louis Trinca-Pasat, along with junior end Drew Ott were each named second team All-Big Ten.

Wallace returned to the Iowa staff from Valdosta State University, where he served as defensive coordinator from 2010-13. Wallace coached the Valdosta State defensive line in 2013 and the defensive backs from 2009-2012. He joined the Valdosta State staff after his three-year stint with the Iowa program.

In his 16 seasons coaching on the collegiate level, Wallace has served as both offensive and defensive coordinator, coached defensive backs, defensive line and wide receivers, along with holding special teams duties in 12 of the 16 seasons.

Iowa won the Outback Bowl following the 2008 season and also played in the 2006 Alamo Bowl. Valdosta State appeared in the NCAA Division II playoffs in 2010 and won the national title in 2012, while Coe College advanced to the Division III quarterfinals in 2002. He has coached 13 players who have earned All-America recognition and 16 players who have gone on to play professional football.

Wallace helped Valdosta State win the 2012 NCAA Division II national title with a 12-2 overall record. Valdosta State won the 2010 Gulf South Conference title and advanced to the NCAA playoffs. Since 2010, Valdosta State has ranked in the top 25 percent nationally in several defensive categories, including scoring defense, pass efficiency defense, red zone defense, interceptions and turnovers gained.

In both 2010 and 2011, Valdosta State ranked in the top three in the conference in seven defensive categories. The Valdosta State defense scored seven touchdowns and recorded three safeties. Valdosta State special teams led the league in kickoff coverage in 2010 and ranked second in 2011.

During his previous time on the Iowa coaching staff, Wallace worked with the Iowa defense, primarily the defensive secondary. The Hawkeyes posted a 9-4 record in 2008, including a win over South Carolina in the 2009 Outback Bowl. Iowa ranked fourth in the nation while tying a school record with 23 interceptions in 2008. Iowa led the Big Ten and ranked fifth nationally in pass efficiency defense (98.3) and scoring defense (13.0). Iowa also led the Big Ten in fewest touchdowns allowed, turnovers gained, pass efficiency defense and punt return defense.

Wallace also gained college coaching experience at Lake Forest College (2003-05) in Lake Forest, Illinois, and Coe College (2001-02) in Cedar Rapids, Iowa. He was offensive coordinator at Lake Forest in 2004 and 2005 as the team set school records for passing offense and total offense.

Lake Forest posted an 8-2 record in 2004 after a 7-3 mark the previous season. Wallace was defensive secondary coach and special teams coordinator in 2003 as Lake Forest led the conference in scoring defense, pass defense and total defense.

Wallace began his coaching career at Coe College in 2001, serving as wide receivers and tight ends coach, while assisting with special teams for two seasons. Coe posted a 10-2 record in 2002, winning the Iowa Conference title while ranking 14th nationally in Division III. The 10 wins set a school record for single season victories as Coe ranked first in the league in total offense in 2002 and first in passing offense in 2001. The Kohawks ranked first in the league and second in the nation in kickoff returns in 2001 and first and 11th in that category, respectively, the following season.

Wallace attended Grinnell High School in Grinnell, Iowa, and was a four-year letterman (1997-2000) in football at Coe College. He was a team captain and twice earned all-conference honors as a wide receiver at Coe. He led the league in receiving in 2000 and ranks in the top four at Coe in season and career receiving. Wallace led the nation in punt returns in 1997 and is Coe's career leader. He earned all-state honors as a prep and competed in the Iowa Shrine Bowl following his senior season.

Wallace earned his bachelor's degree in physical education from Coe College in 2001 and his master's degree in sports management from the University of Iowa in 2008.

Wallace was born Jan. 8, 1979, in Danville, Kentucky. He and his wife, Erica, have a son, Landry, and a daughter, Maci.

Wallace's Coaching Career

Team	Position, Years
Iowa	LB, 2016-Present
Iowa	RC, CB, NB, 2015
Iowa	RC, 2014-15
Valdosta State	DC, 2011-13
Valdosta State	DL, 2013
Valdosta State	DB, 2009-12
Iowa	GA, 2006-08
Lake Forest	OC, ST, 2004-05
Lake Forest	DB, ST, 2003
Coe College	WR, TE, ST, 2001-02



LeVar Woods
Tight Ends & Special Teams Coordinator
10th Year at Iowa

LeVar Woods, a three-year football letterman at the University of Iowa and a veteran of seven seasons in the National Football League, is in his third season coaching the Iowa tight ends. He was named special teams coordinator in March, 2017, after previously assisting with the Hawkeye special teams. Woods coached Iowa

linebackers for three seasons (2012-14) and previously served as an administrative assistant with the Iowa program (2008-11).

Iowa won a combined 20 games over the past two seasons, including an 8-5 record in 2016. The Hawkeyes earned a fourth straight bid to a January bowl game, participating in the 2017 Outback Bowl. Iowa closed the regular season with three straight wins, including home victories over two nationally ranked opponents.

The Iowa offensive line earned the 2017 Joe Moore Award, which is presented to the best offensive line in college football. Iowa boasted two players who rushed for over 1,000 yards in the same season for the first time in school history, as junior Akrum Wadley and senior LeShun Daniels, Jr., each surpassed 1,000 yards. Iowa was a finalist for the award in 2015.

Senior George Kittle led the Iowa tight ends in 2016 with 22 receptions for 314 yards, while sharing the team lead with four touchdown receptions. Despite missing two full games and parts of others due to injury, Kittle earned All-Big Ten honorable mention recognition. He participated in the Senior Bowl and the NFL Combine following the season and was selected by San Francisco in the fifth round of the 2017 NFL Draft.

Iowa's special teams also performed well in 2016, led by return specialist Desmond King, who ranked second in the Big Ten in kickoff returns and third in punt returns. As a team Iowa led the conference and ranked seventh nationally in kickoff returns (25.9), while ranking second in the Big Ten and 11th nationally in punt returns (12.5).

Along with the 2017 Outback Bowl, Iowa also participated in the 2014 Outback Bowl, the 2015 TaxSlayer Bowl and the 2016 Rose Bowl. The Hawkeyes have ranked in the final top 10 of both major polls five times in the past 15 seasons.

Iowa has appeared in 10 January bowl games since 2001 and has recorded January bowl wins over Florida (2004 Outback), LSU (2005 Capital One), South Carolina (2009 Outback) and Georgia Tech (2010 Orange).

Iowa has won 124 games over the past 15 seasons, including 75 Big Ten games. Along with the 2015 division title, the Hawkeyes earned a share of the Big Ten title in both 2002 and 2004 and tied for second in 2009. Iowa has finished in the Big Ten's first division in 14 of the past 16 years.

The Hawkeyes posted a perfect 12-0 regular season record in 2015, winning the West Division of the Big Ten Conference. Iowa participated in the 2016 Rose Bowl Game and the 2015 Big Ten Championship and ended the season in the top 10 in the national rankings.

Iowa's offense in 2015 averaged 30.9 points and 386.1 yards total offense, including 181.7 rushing and 204.4 passing yards per game. Iowa ranked in the top 25 nationally in fourth down conversions, fewest penalties and fewest turnovers.

Iowa's tight end continued to play a key role in the offense in 2015, and Henry Krieger Coble and Kittle combined for 55 receptions for 695 yards and seven touchdowns. Krieger Coble signed a free agent contract with Denver following the 2016 NFL Draft. Jake Duzey, who missed the majority of his senior season in 2015 due to injury, earned an invitation to mini-camp with Indianapolis in 2017.

Woods coached Iowa linebackers in 2014, as the Hawkeye defense ranked seventh in the nation in pass defense and 22nd in total defense. Iowa led the Big Ten and ranked second in the nation in fewest penalties and penalty yards. In his first year as a starter, Quinton Alston ranked second on the team in tackles and earned second team all-Big Ten honors.

In 2013, Woods joined with Jim Reid in coaching three senior linebackers who served as the leaders of Iowa's defense. Anthony Hitchens, Christian Kirksey, and James Morris each recorded over 100 tackles while earning all-Big Ten recognition. The trio each recorded over 250 career tackles and combined for 950 total tackles in helping Iowa appear in three bowl games.

Kirksey was selected in the third round of the 2014 NFL Draft by Cleveland, while Hitchens was selected by Dallas in the fourth round. Hitchens and Kirksey have both been starters in the NFL the past two seasons. Morris signed an NFL free agent contract with New England immediately following the draft and was with the Super Bowl champions throughout the season. He spent the majority of the 2015 season with the New York Giants.

Due to the play of the Iowa defense, Reid and Woods were named by FootballScoop as national Linebackers Coaches of the Year. Iowa earned a spot in the 2014 Outback Bowl behind a solid defense that ranked among the national leaders in total defense (sixth), first downs allowed (seventh) pass defense (ninth), scoring defense (ninth), pass efficiency defense (17th) and rushing defense (19th). The Hawkeyes recorded eight wins, including five in the Big Ten to tie for second in the Legends Division.

Under the direction of Woods, Iowa's linebackers also held the top three spots on the tackle chart in 2012. Hitchens not only led Iowa in tackles, but also led the Big Ten and ranked sixth in the nation. Morris ranked third in the Big Ten and 13th nationally. Kirksey was third on the team in tackles, while ranking second in the nation with four recovered fumbles. He was also one of eight players in the nation with two touchdowns on interception returns.

Woods served as Iowa's defensive line coach in the 2011 Insight Bowl. Despite the loss to 14th-ranked Oklahoma, the Hawkeye defense held the Sooners to a season-low 275 yards total offense and just 114 net rushing yards. Iowa linemen recorded four tackles for loss, two sacks and an interception.

As an administrative assistant, Woods assisted the coaching staff in compiling statistical information, gathering information on opponents and recruits and assisting in the day to day operation of the football office.

During his NFL playing career, Woods played for Arizona, Chicago, Detroit and Tennessee. Woods signed with the Cardinals as a free agent in 2001 and spent the first four years of his career in Arizona.

In 88 career games Woods totaled 168 tackles, 2.5 QB sacks, four fumble recoveries and one forced fumble.

Woods teams with fellow NFL player Kyle Vanden Bosch (both are graduates of West Lyon HS in Inwood, Iowa) in hosting a youth football camp in their hometown. He has also founded the LeVar Woods Football Academy in Okoboji, Iowa, teaching fundamentals and techniques to youth and high school athletes.

During his stint with the Cardinals, Woods was named a finalist for both the Byron "Whizzer" White and Walter Payton Man of the Year awards, recognizing his contributions to charity.

Woods has been involved with several charitable organizations throughout his career, including the Garth Brooks Teammates for Kids foundation, Homeward Bound, Soup Kitchen, Youth Christmas shopping trips and, Milk and Cookies Youth Reading Program, along with speaking engagements to elementary school children. Woods has also been instrumental in developing the Hawkeye Readers youth reading program in conjunction with the Iowa City: UNESCO City of Literature, which helps promote the importance of literacy to children.

He has also been involved with the NFL's Executive and Entrepreneurship programs through the University of Pennsylvania's Wharton School of Business, the Kellogg Business School at Northwestern University and the Stanford School of Business.

Woods lettered as a member of the Hawkeye football team from 1998-2000. He was a two-year starter at outside linebacker, totaling 165 career tackles, including 18 tackles for loss and four sacks.

He was a team captain as a senior in 2000 and earned honorable mention All-Big Ten honors from both league coaches and media after recording 97 tackles. He was selected for the Blue-Gray All-Star game following his senior season.

Along with serving as defensive team captain, Woods was co-Most Valuable Player and the recipient of the Hayden Fry "Extra Heartbeat Award", given each year to the Hawkeye player who gives extraordinary effort on the field.

Woods attended West Lyon HS in Inwood, Iowa, where he earned all-state honors and was the Class 2A Player of the Year as a senior. He rushed for 1,226 yards and eight touchdowns as a senior, while totaling 50 tackles, nine QB sacks and two recovered fumbles as a defensive end.

He earned his degree in elementary education from the University of Iowa in December, 2000.

Woods was born March 15, 1978, in Cleveland, Ohio. LeVar and his wife, Meghann, have three children, daughters Sydney and Whitney, and a son, Mason.

Woods' Coaching Career

Team	Position, Years
Iowa	TE, STC, 2017-Present
Iowa	TE, ST, 2015-17
Iowa	LB, ST, 2012-14
Iowa	AA, 2008-11



Chris Doyle
Strength & Conditioning Coach
19th Year at Iowa

Chris Doyle is in his 19th year as strength and conditioning coach for the University of Iowa football program.

As the head of Iowa's strength and conditioning program, Doyle has helped the Hawkeye program participate in 14 bowl games since

2001, including 10 January bowl games.

Iowa won a combined 20 games over the past two seasons. The Hawkeyes earned a fourth straight bid to a January bowl game, participating in the 2017 Outback Bowl. Iowa closed the regular season with three straight wins, including home victories over two nationally ranked opponents.

Along with the 2017 Outback Bowl, Iowa also participated in the 2014 Outback Bowl, the 2015 TaxSlayer Bowl and the 2016 Rose Bowl. The Hawkeyes have ranked in the final top 10 of both major polls five times in the past 15 seasons.

Iowa has appeared in 10 January bowl games since 2001 and has recorded January bowl wins over Florida (2004 Outback), LSU (2005 Capital One), South Carolina (2009 Outback) and Georgia Tech (2010 Orange).

Iowa has won 124 games over the past 15 seasons, including 75 Big Ten games. Along with the 2015 division title, the Hawkeyes earned a share of the Big Ten title in both 2002 and 2004 and tied for second in 2009. Iowa has finished in the Big Ten's first division in 14 of the past 16 years.

The Hawkeyes posted a perfect 12-0 regular season record in 2015, winning the West Division of the Big Ten Conference. Iowa participated in the 2016 Rose Bowl Game and the 2015 Big Ten Championship and ended the season in the top 10 in the national rankings.

Doyle is a certified strength and conditioning specialist with the Collegiate Strength and Conditioning Association (CSCCa). Doyle was elected to serve as a member of the CSCCa Board of Directors at the organization's 16th annual national conference in 2016.

Doyle was presented with the certification of Master Strength and Conditioning Coach by the CSCCa in 2012. The certification is considered the highest honor that can be achieved in the coaching profession of Strength and Conditioning, and represents professionalism, knowledge, experience, expertise and longevity in the field.

He served as director of strength and conditioning for the University of Utah in 1998. Under Doyle's direction the Utah basketball team played in the national championship game.

Doyle was assistant strength and conditioning coach at the University of Wisconsin from 1996-98. He oversaw the training programs for football and hockey teams during this time. The Badger football team participated in two bowl games (Copper and Outback) and the hockey team won the WCHA championship during his tenure.

As a strength and conditioning professional, Doyle has tutored 202 student-athletes who have advanced to the professional ranks in the NFL, NHL and NBA. Iowa has had a total of 48 players selected in the past 13 NFL drafts, including six in each of the 2010, 2011 and 2012 drafts, four in 2017, and three in the 2014 and 2015 drafts.

Overall, 57 Iowa players have been drafted in the past 15 years, with seven first round selections and 10 players being selected among the top 50 picks. In addition, 68 additional Hawkeye players signed free agent contracts in the past 12 years. Iowa, since 2003, has seen five former walk-ons selected in the NFL Draft.

Over the past 15 years, 137 of 154 (89 percent) of Iowa's senior starters were selected in the NFL Draft or signed to a NFL free agent contract. In the most recent NFL Draft, four Hawkeyes were selected in the first five rounds, while an additional four players signed free agent contracts immediately following the draft. In addition, Faith Ekakitie was the first player selected in the 2017 CFL Draft.

Austin Blythe was selected in the 2016 draft, while four additional Hawkeyes signed free agent contracts with NFL teams. Three Hawkeyes were selected in the 2015 NFL Draft, while seven additional seniors signed free agent contracts immediately following the draft. Iowa has had a first round selection in four of the past eight drafts, including OL Brandon Scherff (5th selection) in the 2015 NFL Draft.

Doyle has mentored 60 former assistants who have advanced in the field of Strength and Conditioning, with 21 becoming head strength and conditioning coaches.

Doyle served as offensive line coach at Holy Cross from 1992-95. He also worked as a graduate assistant at Notre Dame in 1991 and Syracuse in 1990. Notre Dame won the 1992 Sugar Bowl following the 1991 season and Syracuse won the 1990 Aloha Bowl.

Doyle was a three-year starter on the offensive line at Boston University from 1986-88. He served as a student assistant for the football program there in 1989.

Doyle earned his B.S. in human movement from Boston University in 1990 and his M.Ed. in education from Boston University in 1991.

Doyle was born June 30, 1968. Chris is from Quincy, Massachusetts, and attended Boston College High School. He was inducted into the Boston College High School Hall of Fame in 2004. Chris and his wife, Tia, have three sons, Declan, Donovan and Dillon. Declan is a student assistant football coach at the University of Iowa. Donovan attends Harvard University, where he is a member of the wrestling team.

Doyle's Coaching Career

Team	Position, Years
Iowa	Head Strength & Conditioning Coach, 1999-present
Utah	Director of Strength & Conditioning, 1998
Wisconsin	Assistant Strength Coach, 1996-97
Holy Cross	Offensive Line Coach, 1992-95
Notre Dame	Graduate Assistant, 1991
Syracuse	Graduate Assistant, 1990



Raimond Braithwaite
Assistant Strength & Conditioning Coach
13th Year at Iowa

Raimond Braithwaite is in his 13th year as assistant strength and conditioning coach with the University of Iowa football program. Braithwaite was a member of the Iowa staff from 2002-04 and rejoined the Hawkeye program after serving as the head strength and conditioning coach at Delaware State (2005-07).

Iowa has won a combined 20 games over the past two seasons. The Hawkeyes earned a fourth straight bid to a January bowl game, participating in the 2017 Outback Bowl. Iowa closed the regular season with three straight wins, including home victories over two nationally ranked opponents.

The Hawkeyes posted a perfect 12-0 regular season record in 2015, winning the West Division of the Big Ten Conference. Iowa participated in the 2016 Rose Bowl following a last-minute loss to Michigan State (16-13) in the Big Ten championship game and ended the season in the top 10 in the national rankings.

Along with the 2017 Outback Bowl, Iowa also participated in the 2014 Outback Bowl, the 2015 TaxSlayer Bowl and the 2016 Rose Bowl. The Hawkeyes have ranked in the final top 10 of both major polls five times in the past 15 seasons.

Iowa has appeared in 10 January bowl games since 2001 and have recorded January bowl wins over Florida (2004 Outback), LSU (2005 Capital One), South Carolina (2009 Outback) and Georgia Tech (2010 Orange).

Iowa has won 124 games over the past 15 seasons, including 75 Big Ten games. Along with the 2015 division title, the Hawkeyes earned a share of the Big Ten title in both 2002 and 2004 and tied for second in 2009. Iowa has finished in the Big Ten's first division in 13 of the past 15 years.

At Delaware State, Braithwaite helped lead the Hornets to a 25-9 record in three seasons. In 2007, Delaware State finished 10-2, the best season in school history. The Hornets also won the Mid-Eastern Athletic Conference with a perfect 8-0 record. Delaware State was ranked as high as eighth during the season and finished the season ranked 15th after a loss to Delaware in the first round of the playoffs. Delaware State was 7-4 in 2005 and 8-3 in 2006.

Braithwaite assisted in opening a new 10,000 square-foot weight facility at Delaware State, which is one of the largest in the region. Delaware State was coached by Al Lavan, who served on the Baltimore Ravens staff with Iowa Coach Kirk Ferentz. Lavan finished as the runner-up for national Coach of the Year honors in 2007.

Braithwaite first joined the Iowa football program after serving as a graduate assistant strength and conditioning coach at Florida State University during the 2002 spring. Braithwaite worked with the football and women's golf teams at Florida State, where his responsibilities included lifting technique instruction, organization of football lifting groups, assisting in the administration of torso development and dynamic warm-up to football lifting groups and assisting in the maintenance of equipment in the weight room facility.

Braithwaite served as an intern at Florida State during the fall of 2001, assisting in the instruction of workout programs for various FSU athletic teams, including football, softball and men's and women's golf.

Braithwaite earned a bachelor's degree in Sports Science from the University of West Florida in 1999 and earned his master's degree in Science in Exercise Physiology from Florida State University in 2001.

Raimond is a certified member of the Collegiate Strength and Conditioning Coaches Association (CSCCa).

Braithwaite competed in both football and basketball at New Berlin Central HS in New Berlin, New York.

Raimond was born Nov. 11, 1977, in Queens, New York. Raimond and his wife, Jenny, have three children, daughters Cameron and Maxine, and a son, Conner.



Nick DiMarco
Assistant Strength & Conditioning Coach
Second Year at Iowa

Nick DiMarco is in his second year as assistant strength and conditioning coach with the University of Iowa football program. He previously served as an intern with the Iowa football program in 2013.

Iowa has won a combined 20 games over the past two seasons. The Hawkeyes earned a fourth straight bid to a January bowl game, participating in the 2017 Outback Bowl. Iowa closed the regular season with three straight wins, including home victories over two nationally ranked opponents.

The Hawkeyes posted a perfect 12-0 regular season record in 2015, winning the West Division of the Big Ten Conference. Iowa participated in the 2016 Rose Bowl following a last-minute loss to Michigan State (16-13) in the Big Ten championship game and ended the season in the top 10 in the national rankings.

DiMarco rejoined the Iowa program after playing in the NFL as an outside linebacker in 2014. He spent time with the New York Jets and Baltimore Ravens.

DiMarco previously was an intern with the strength and conditioning program at William Penn University, where he was a member of the football team. DiMarco also designed and implemented all phases of strength and conditioning for the track and field throwers and jumpers, along with the women's basketball team, and assisted with training of all sports.

DiMarco is Strength and Conditioning Coach Certified (SCCC) through the Collegiate Strength and Conditioning Coaches Association. He is also a Certified Strength and Conditioning Specialist (CSCS), CPR/AED and PES Certified.

DiMarco earned his Bachelor of Arts degree in physical education and strength and conditioning from William Penn in 2014 and recently earned his Master of Science degree in exercise science, performance enhancement and injury prevention, from California University of Pennsylvania. He is currently pursuing his PhD in Health and Human Performance from Concordia University-Chicago.

DiMarco was born Jan. 28 1992, in Saint Charles, Missouri. His wife's name is Breann.

**Justin Lima**
Assistant Strength & Conditioning Coach
Fifth Year at Iowa

Justin Lima is in his fifth year as an assistant strength and conditioning coach with the University of Iowa football program.

Iowa has won a combined 20 games over the past two seasons. The Hawkeyes earned a fourth straight bid to a January bowl game, participating in the 2017 Outback Bowl. Iowa closed the regular season with three straight wins, including home victories over two nationally ranked opponents.

The Hawkeyes posted a perfect 12-0 regular season record in 2015, winning the West Division of the Big Ten Conference. Iowa participated in the 2016 Rose Bowl following a last-minute loss to Michigan State (16-13) in the Big Ten championship game and ended the season in the top 10 in the national rankings.

Along with the 2017 Outback Bowl, Iowa also participated in the 2014 Outback Bowl, the 2015 TaxSlayer Bowl and the 2016 Rose Bowl. The Hawkeyes have ranked in the final top 10 of both major polls five times in the past 15 seasons.


Lima joined the Iowa staff from the University of Maryland, where he worked with the Terrapin football team for two seasons, assisting the Terrapins to a bowl eligible season his final year.

Lima is a strength and conditioning coach (SCCC) certified through the Collegiate Strength and Conditioning Coaches Association, and a Level 1 Exercise Nutrition Coach (Pn1) through Precision Nutrition.

Lima attended Bridgewater State University, where he played offensive line for four years. Justin earned his bachelor's degree in criminal justice and master's degree in Strength and Conditioning, both from Bridgewater State.

While working on his master's degree he served internships at Harvard University and the University of Iowa. Lima worked with the Hawkeye football program in the summer of 2012.

Lima was born May 23, 1987, and is a native of Mashpee, Massachusetts. His wife's name is Megan, and the couple resides in Coralville.

**Cody Myers**
Assistant Strength & Conditioning Coach
Fourth Year at Iowa

Cody Myers is in his fourth year as an assistant strength and conditioning coach with the University of Iowa football program.

Iowa has won a combined 20 games over the past two seasons. The Hawkeyes earned a fourth straight bid to a January bowl game, participating in the 2017 Outback Bowl. Iowa closed the regular season with three straight wins, including home victories over two nationally ranked opponents.

The Hawkeyes posted a perfect 12-0 regular season record in 2015, winning the West Division of the Big Ten Conference. Iowa participated in the 2016 Rose Bowl following a last-minute loss to Michigan State (16-13) in the Big Ten championship game and ended the season in the top 10 in the national rankings.

Along with the 2017 Outback Bowl, Iowa also participated in the 2014 Outback Bowl, the 2015 TaxSlayer Bowl and the 2016 Rose Bowl. The Hawkeyes have ranked in the final top 10 of both major polls five times in the past 15 seasons.

Myers previously served as assistant coordinator of strength and conditioning at Coe College. He was an intern with the Iowa football strength and conditioning program beginning in 2014.

At Coe, Myers designed and implemented strength and conditioning programs for the baseball and softball programs, while assisting with the football, volleyball, men's and women's basketball and wrestling teams.

Myers' duties also included physical testing and analysis, design and implementation of nutrition plan, assisting in weight room maintenance, budgeting and equipment purchases and assisting in design and implementation of Intern Development Program.

As an intern at Iowa Myers assisted in daily preparation and coverage for speed and strength and conditioning stations. Myers completed a comprehensive internship program laid out by the head coach.

Myers is a Certified Strength and Conditioning Coach Certified (SCCC) through the Collegiate Strength and Conditioning Coaches Association, and is a Certified Strength and Conditioning Specialist with the National Strength and Conditioning Association (NSCA).

Myers is a veteran of the United States Marine Corps (2003-10) and a veteran of the Iraq War and the Global War on Terrorism. While serving, he held earned the rank of Corporal and held the positions of Fire Team Leader and Vehicle Commander. He conducted security operations and escorted high ranking officials.

Myers earned his Associate Degree from Kirkwood Community College and his bachelor's degree in physical education from Coe College in 2015.

Myers was born May 8, 1984, and is a native of Keosauqua, Iowa, where he attended Van Buren High School. His wife's name is Nicole, and he has a son, Gunner.



Paul Federici
Director of Football Operations
14th Year at Iowa

Paul Federici is in his 14th season working with the University of Iowa football program. Federici is in his ninth year as director of football operations after serving as director of athletic training services for five years.

Federici coordinates many of the off the field logistics, as well as practice schedules and other football related items, for Head Coach Kirk Ferentz and the Hawkeye football program.

Iowa won a combined 20 games over the past two seasons. The Hawkeyes earned a fourth straight bid to a January bowl game, participating in the 2017 Outback Bowl. Iowa closed the regular season with three straight wins, including home victories over two nationally ranked opponents.

The Hawkeyes posted a perfect 12-0 regular season record in 2015, winning the West Division of the Big Ten Conference. Iowa participated in the 2016 Rose Bowl Game and the 2015 Big Ten Championship and ended the season in the top 10 in the national rankings.

Along with the 2017 Outback Bowl, Iowa also participated in the 2014 Outback Bowl, the 2015 TaxSlayer Bowl and the 2016 Rose Bowl. The Hawkeyes have ranked in the final top 10 of both major polls five times in the past 15 seasons.

Iowa has appeared in 10 January bowl games since 2001 and has recorded January bowl wins over Florida (2004 Outback), LSU (2005 Capital One), South Carolina (2009 Outback) and Georgia Tech (2010 Orange).

Iowa has won 124 games over the past 15 seasons, including 75 Big Ten games. Along with the 2015 division title, the Hawkeyes earned a share of the Big Ten title in both 2002 and 2004 and tied for second in 2009. Iowa has finished in the Big Ten's first division in 14 of the past 16 years.

In his first season as director of football operations, Federici assisted with the planning, coordination and implementation of Iowa's daily operation and travel plans as the Hawkeyes concluded the 2009 season with a 24-14 win in the 2010 FedEx Orange Bowl and a national ranking of seventh in the nation.

Federici has assisted in 12 bowl games during his career, including the 2001 Senior Bowl, 2005 Capital One Bowl, 2006, 2009, 2014 and 2017 Outback Bowls, 2006 Alamo Bowl, 2010 Orange Bowl, both the 2010 and 2011 Insight bowls, the 2015 TaxSlayer Bowl, and the 2016 Rose Bowl.

Federici also served as a championship team operations liaison at the 2015, 2016 and 2017 college football playoff national championship games.

Federici joined the Iowa Athletic Department staff in 2004 after serving as the Head Athletic Trainer for the Seattle Seahawks for five seasons. Prior to joining the Seahawks in January, 1999, Federici was the Head Athletic Trainer at Vanderbilt University from 1994-99.

As an Assistant Athletic Trainer at Vanderbilt from 1987-1993, Federici worked with football, baseball, men's basketball and men's and women's golf teams. He was named Head Athletic Trainer for the Commodores in 1994, and was recognized as the College Athletic Trainer of the Year by the Tennessee Athletic Trainers Society that year.

Certified by the National Athletic Trainers Association in 1985, Federici served as a test site administrator and host athletic trainer for the N.A.T.A. Board of Certification examinations from 1991-95. He has volunteered for the Tennessee State Amateur Games, the LPGA Sara Lee Tournament at Hermitage Golf Club, and the Senior PGA Bell South Tournament at Springhouse Golf Club. Federici was a case

study presenter at the 2001 A.O.S.S.M. meeting in Phoenix, Ariz., as well as the 2002 N.A.T.A. June Symposium in Dallas, Texas.

While at Vanderbilt, Federici served on several athletic department committees, including the Mission/Vision planning team, the External Communications Committee, the Management Team of Department Heads and the Sports Nutrition Planning Team.

Federici earned his B.S. degree in Health Education from Penn State University in 1985 and his M.Ed. in Health Promotion/Education from Vanderbilt in 1991.

Federici was born in Findlay, Ohio, and grew up in Oakmont, Pennsylvania. He and his wife, Teddie, have a son, Noah.



Ben Hansen
Assistant Director of Football Operations
Fifth Year at Iowa

Ben Hansen is in his fifth year as assistant director of football operations at the University of Iowa. Hansen previously worked with the Iowa defensive line as a student assistant (2009-2011).

Iowa has won a combined 20 games over the past two seasons. The Hawkeyes earned a fourth straight bid to a January bowl game, participating in the 2017 Outback Bowl. Iowa closed the regular season with three straight wins, including home victories over two nationally ranked opponents.

The Hawkeyes posted a perfect 12-0 regular season record in 2015, winning the West Division of the Big Ten Conference. Iowa participated in the 2016 Rose Bowl following a last-minute loss to Michigan State (16-13) in the Big Ten championship game and ended the season in the top 10 in the national rankings.

Along with the 2017 Outback Bowl, Iowa also participated in the 2014 Outback Bowl, the 2015 TaxSlayer Bowl and the 2016 Rose Bowl. The Hawkeyes have ranked in the final top 10 of both major polls five times in the past 15 seasons.

Hansen served on the 2016 Rose Bowl Advisory Committee as the Hawkeyes were selected to play in the Rose Bowl following the Big Ten title game.

Prior to rejoining the Iowa program, Hansen served as a graduate teaching assistant while working towards his master's degree at the University of Tennessee. He served as a board member for Partners In Sports while earning his master's degree in sport management from Tennessee in 2013.

Hansen also served as an intern at Stanford University with facilities, operations and event management within the Cardinal Athletic Department.

In his previous stint with the Iowa football program, Hansen worked with the defensive line in 2009 and 2010, as the Hawkeyes compiled a two-year record of 19-7. Iowa won the Orange Bowl following the 2009 season and the Insight Bowl following the 2010 campaign, defeating a ranked opponent in both contests.

Hansen also served as a youth basketball and football coach through the Mercer Aquatic Center in Iowa City. He earned his bachelor's degree in recreation management from Iowa in 2010.

Hansen is a native of Hampton, Iowa, and graduated from Hampton-Dumont High School. As a prep he lettered in football, basketball and track.

Hansen was born Feb. 5, 1988, in Marshalltown, Iowa. His wife's name is Emily.



Broderick Binns
Director of Player Development
Fourth Year at Iowa

Broderick Binns was named director of player development in April, 2016. A four-year letterman for the Hawkeyes during his playing career, Binns has served on the Iowa coaching staff as a graduate assistant coach in 2014 and 2015, assisting with Hawkeye special teams.

Iowa has won a combined 20 games over the past two seasons. The Hawkeyes earned a fourth straight bid to a January bowl game, participating in the 2017 Outback Bowl. Iowa closed the regular season with three straight wins, including home victories over two nationally ranked opponents.

The Hawkeyes posted a perfect 12-0 regular season record in 2015, winning the West Division of the Big Ten Conference. Iowa participated in the 2016 Rose Bowl following a last-minute loss to Michigan State (16-13) in the Big Ten championship game and ended the season in the top 10 in the national rankings.

Along with the 2017 Outback Bowl, Iowa also participated in the 2014 Outback Bowl, the 2015 TaxSlayer Bowl and the 2016 Rose Bowl. The Hawkeyes have ranked in the final top 10 of both major polls five times in the past 15 seasons.

Iowa has appeared in 10 January bowl games since 2001 and have recorded January bowl wins over Florida (2004 Outback), LSU (2005 Capital One), South Carolina (2009 Outback) and Georgia Tech (2010 Orange).

Binns enjoyed a very successful playing career as a defensive end for the Hawkeyes from 2008-11. He earned second team All-Big Ten honors as a senior and earned the Roy J. Carver Most Valuable Player Award for defense. He was a three-year member of the Iowa Leadership Group during his career.

Iowa posted a 35-17 record from 2008-11, including a 3-1 record in bowl games. Iowa posted an 11-2 record in 2009, placing second in the Big Ten before defeating ACC champion Georgia Tech in the 2010 Orange Bowl. The Hawkeyes also defeated South Carolina in the 2009 Outback Bowl and Missouri in the 2010 Insight Bowl.

Binns started all 13 games as a senior, recording 32 solo tackles and 28 assists. He tied for team lead with eight pass break-ups and was second in tackles for loss (12-58) and QB sacks (5-36). He ranked among Big Ten leaders in pass break-ups, QB sacks (.4) and tackles for loss.

He saw action in 12 games as a junior, with five starts. He recorded 17 solo tackles and 19 assists, along with an interception return for a touchdown at Arizona.

Binns started all 13 games in 2009 and was named honorable mention All-Big Ten by league media and earned the Coaches Appreciation Award for defense. He was named ESPN.com Big Ten Defensive Player of the Week versus Penn State following Iowa's 21-10 win over the fourth-ranked Nittany Lions in Happy Valley.

Binns saw action in all 13 games as a redshirt freshman in 2008, recording 20 total tackles, 2.5 tackles for loss and two pass break-ups. His career totals include 179 tackles, 13 sacks, 25.5 tackles for loss and 21 pass break-ups, four recovered fumbles and three caused fumbles.

Binns is a native of St. Paul, Minnesota, where he twice earned all-conference and all-state honors as a prep at Cretin-Derham High School. He was a team captain and completed his prep career with 157 tackles.

He earned his bachelor's degree in psychology from Iowa in 2012. Binns was employed as a teacher and coach at Cretin-Derham prior to joining the Iowa staff, coaching football, basketball and track. He is pursuing his master's degree in sports management.

Binns was born July 23, 1989. He and his wife, Kailey, have an infant daughter, Brooklynn Kay Binns.

Binns' Coaching Career	
Iowa	DPD, 2016-present
Iowa	GA, 2014-16



Scott Southmayd
Director of Player Personnel
16th Year at Iowa

Scott Southmayd is in his 16th season with the University of Iowa football program. He is in his fourth year as director of player personnel. Southmayd served as Iowa's quality control director for eight years (2006-13) and administrative assistant for four years (2002-05).

As Iowa's director of player personnel, Southmayd is involved in many facets of the football program; with the focus being on assisting with Iowa's recruiting efforts. His main responsibilities include prospect identification, roster management, and on-campus recruiting.

As Iowa's quality control director, Southmayd assisted the recruiting coordinator with the administration of the recruiting process, hosting prospective student-athletes during their visit to campus and gathering information on recruits. He also served as a liaison with other University administration and support areas.

As Iowa's administrative assistant, Southmayd assisted the coaching staff in compiling statistical information, gathering information on opponents and recruits and assisting in the day to day operation of the football office.

Iowa has won a combined 20 games over the past two seasons. The Hawkeyes earned a fourth straight bid to a January bowl game, participating in the 2017 Outback Bowl. Iowa closed the regular season with three straight wins, including home victories over two nationally ranked opponents.

The Hawkeyes posted a perfect 12-0 regular season record in 2015, winning the West Division of the Big Ten Conference. Iowa participated in the 2016 Rose Bowl following a last-minute loss to Michigan State (16-13) in the Big Ten championship game and ended the season in the top 10 in the national rankings.

Along with the 2017 Outback Bowl, Iowa also participated in the 2014 Outback Bowl, the 2015 TaxSlayer Bowl and the 2016 Rose Bowl. The Hawkeyes have ranked in the final top 10 of both major polls five times in the past 15 seasons.

Iowa has appeared in 10 January bowl games since 2001 and have recorded January bowl wins over Florida (2004 Outback), LSU (2005 Capital One), South Carolina (2009 Outback) and Georgia Tech (2010 Orange).

Iowa has won 124 games over the past 15 seasons, including 75 Big Ten games. Along with the 2015 division title, the Hawkeyes earned a share of the Big Ten title in both 2002 and 2004 and tied for second in 2009. Iowa has finished in the Big Ten's first division in 13 of the past 15 years.

Prior to coming to the University of Iowa, Southmayd was a student coach at Central College in Pella, Iowa from 1998 to 2001. While at Central, he coached the receivers and worked primarily with the offense. In that time span, Central won three Iowa Conference football championships and participated in four NCAA Division III playoffs. In the summer of 2001, Scott served as an intern with the University of Northern Iowa football program.

Southmayd graduated cum laude from Central College in 2002 with a B.A. in general studies. While at Central, he was the recipient of the Marjorie Giles Leadership Award. Southmayd earned a master's degree in recreation sport management and leisure studies from the University of Iowa in 2004.

A native of Readlyn, Iowa, Southmayd attended Wapsie Valley High School and played on a state championship football team coached by his father, Jerry Southmayd. Scott was awarded the National Football Foundation and College Football Hall of Fame Iowa High School Scholar-Athlete Award in 1998.

Southmayd was born in Waverly, Iowa. Scott and his wife, Elizabeth, have three children, sons Landon and Carter, and a daughter, Hannah.

Southmayd's Coaching Career

Iowa _____	DPP, 2014-present
Iowa _____	QC, 2006-13
Iowa _____	AA, 2002-05
Central College _____	SA, 1998-2001



Max Allen
Director of New Media
Fourth Year at Iowa

Max Allen is in his fourth year as Iowa football's director of new media. He served as an administrative assistant for the Hawkeyes during the 2013 season.

Iowa has won a combined 20 games over the past two seasons. The Hawkeyes earned a fourth straight bid to a January bowl game, participating in the 2017 Outback Bowl. Iowa closed the regular season with three straight wins, including home victories over two nationally ranked opponents.

The Hawkeyes posted a perfect 12-0 regular season record in 2015, winning the West Division of the Big Ten Conference. Iowa participated in the 2016 Rose Bowl following a last-minute loss to Michigan State (16-13) in the Big Ten championship game and ended the season in the top 10 in the national rankings.

Along with the 2017 Outback Bowl, Iowa also participated in the 2014 Outback Bowl, the 2015 TaxSlayer Bowl and the 2016 Rose Bowl. The Hawkeyes have ranked in the final top 10 of both major polls five times in the past 15 seasons.

Allen works closely with the Iowa football staff regarding design and production of print and electronic recruiting materials, management of football specific social media, and works with athletics External Relations regarding football specific activities.

He joined the Iowa program from the University of Colorado, where he held the position of assistant director of player personnel for three years. At Colorado he assisted with on-campus recruiting and coordinated the freshman enrollment process. Allen also spent one season as an operations intern with the Buffalo football program.

Allen graduated from Colorado in 2010, earning his bachelor's degree in business (finance).

Allen is a native of Durango, Colorado, and graduated from Durango High School. As a prep he lettered in football and baseball.

Allen was born Jan. 31, 1988. He is single.



Tyler Barnes
Director of Recruiting
Sixth Year at Iowa

Tyler Barnes was named director of recruiting in April, 2016. Barnes previously served on the Iowa staff in student assistant (2009-10), graduate assistant (2011), and administrative assistant (2012) capacities. As director of recruiting, Barnes has a lead role in all aspects of prospect identification, assisting the

coaching staff in off-campus recruiting efforts, and coordinating all aspects of on-campus recruiting activities.

Iowa has won a combined 20 games over the past two seasons. The Hawkeyes earned a fourth straight bid to a January bowl game, participating in the 2017 Outback Bowl. Iowa closed the regular season with three straight wins, including home victories over two nationally ranked opponents.

The Hawkeyes posted a perfect 12-0 regular season record in 2015, winning the West Division of the Big Ten Conference. Iowa participated in the 2016 Rose Bowl following a last-minute loss to Michigan State (16-13) in the Big Ten championship game and ended the season in the top 10 in the national rankings.

Along with the 2017 Outback Bowl, Iowa also participated in the 2014 Outback Bowl, the 2015 TaxSlayer Bowl and the 2016 Rose Bowl. The Hawkeyes have ranked in the final top 10 of both major polls five times in the past 15 seasons.


Barnes rejoined the Iowa staff after serving on the Vanderbilt University football staff for three years. He held the position of director of player personnel for two years after serving as co-recruiting coordinator in 2013.

In his previous roles at Iowa, Barnes assisted the coaching staff in compiling statistical information, and gathering information on opponents and recruits, while assisting in the day to day operations of the football program. He has also assisted with Iowa football camps and coaching clinics.

Barnes earned his bachelor's degree from the University of Iowa in 2009, with a double major in Finance and Sports Studies. He earned his master's degree from Iowa in Recreation and Sports Management in 2011.

Barnes is a native of Decatur, Illinois and a graduate of MacArthur HS.

Tyler was born May 14, 1985 in Peoria, Illinois. His wife's name is Joanne, and the couple have an infant daughter, Blakely.



Tyler Anderson
Graduate Assistant
Seventh Year at Iowa

Tyler Anderson is in his third year as a graduate assistant coach with the Iowa football program after serving as a defensive office assistant for four years as an undergraduate student. He assists with the Hawkeye defensive backs after working with the linebackers in 2015.

Iowa has won a combined 20 games over the past two seasons. The Hawkeyes earned a fourth straight bid to a January bowl game, participating in the 2017 Outback Bowl. Iowa closed the regular season with three straight wins, including home victories over two nationally ranked opponents.


The Hawkeyes posted a perfect 12-0 regular season record in 2015, winning the West Division of the Big Ten Conference. Iowa participated in the 2016 Rose Bowl following a last-minute loss to Michigan State (16-13) in the Big Ten championship game and ended the season in the top 10 in the national rankings.

Along with the 2017 Outback Bowl, Iowa also participated in the 2014 Outback Bowl, the 2015 TaxSlayer Bowl and the 2016 Rose Bowl. The Hawkeyes have ranked in the final top 10 of both major polls five times in the past 15 seasons.

Anderson is a native of Drummond Island, Michigan, where he attended DeTour High School. As a prep he participated in football, basketball, golf, track & field and cross country.

Anderson earned his bachelor's degree in interdepartmental studies – business studies, from Iowa in 2015. He is currently pursuing his master's degree in sports and recreation management.

Anderson was born May 20, 1992, in Petoskey, Michigan. He is the grandson of the late Norm Parker, Iowa's defensive coordinator from 1999-2011. He is single.



Martin Hopkins
Graduate Assistant
Fifth Year at Iowa

Martin Hopkins is in his second year as a graduate assistant coach with the Iowa football program. He assists with the linebacker positions after previously serving as a student assistant (2013-14) and football analyst (2015) within the program.

In 2013 he worked with the tight ends, in 2014 he worked with the offensive line, and in 2015 he worked with defense and special teams. Iowa has won a combined 20 games over the past two seasons.

The Hawkeyes earned a fourth straight bid to a January bowl game, participating in the 2017 Outback Bowl. Iowa closed the regular season with three straight wins, including home victories over two nationally ranked opponents.

The Hawkeyes posted a perfect 12-0 regular season record in 2015, winning the West Division of the Big Ten Conference. Iowa participated in the 2016 Rose Bowl following a last-minute loss to Michigan State (16-13) in the Big Ten championship game and ended the season in the top 10 in the national rankings.

Along with the 2017 Outback Bowl, Iowa also participated in the 2014 Outback Bowl, the 2015 TaxSlayer Bowl and the 2016 Rose Bowl. The Hawkeyes have ranked in the final top 10 of both major polls five times in the past 15 seasons.

Hopkins earned his bachelor's degree in entrepreneurial management from the University of Iowa Tippie College of Business in 2013, with a min or in health and sports studies. He is currently pursuing his master's degree in sports and recreation management.

Hopkins was born March 21, 1991, and is a native of Chicago. He is single.



Joe Pawlak
Graduate Assistant
Second year at Iowa

Former Northern Illinois standout Joe Pawlak is in his second year as a graduate assistant coach with the Iowa football program. He assists with the Hawkeye offense.

Iowa has won a combined 20 games over the past two seasons. The Hawkeyes earned a fourth straight bid to a January bowl game last season, participating in the 2017 Outback Bowl. Iowa closed the regular season with three straight wins, including home victories over two nationally ranked opponents.

The Iowa offensive line earned the 2016 Joe Moore Award, which is presented to the best offensive line in college football. Iowa boasted two players who rushed for over 1,000 yards in the same season for the first time in school history, as junior Akrum Wadley and senior LeShun Daniels, Jr., each surpassed 1,000 yards.

Pawlak served as a graduate assistant on the Northern Illinois coaching staff for two years, working with the offense. The Huskies posted an 8-6 record in 2015 and an 11-3 record in 2014. Northern Illinois played in the Mid-American Conference championship game in six straight seasons. NIU earned a spot in the 2014 Boca Raton Bowl and the 2015 Poinsettia Bowl.

Following his playing career, Pawlak spent in the NIU Strength and Conditioning Center, working with several different Northern Illinois sports teams.

A three-year starter at NIU, Pawlak started the final 41 games of his career and played in 52 total games. As a member of the 2011 Mid-American Conference championship team, he was part of an offensive line that allowed just 12 sacks to rank 10th in the nation for fewest sacks allowed.

In 2011, Pawlak and the NIU offense broke 12 single-season records, including passing yards (3,386), touchdowns (67), net yards gained (6,664) and yards per game (476). Northern Illinois posted identical 11-3 records in 2010 and 2011, winning the 2010 Humanitarian Bowl and the 2011 GoDaddy.com Bowl.

Pawlak earned all-conference honors in 2010 and earned academic all-conference recognition in 2011.

Pawlak earned his bachelor's degree in sociology in 2011 and a master's degree in sports management in 2013, both from Northern Illinois. Pawlak is pursuing a master's degree in leisure and recreational sports management at Iowa.

Pawlak was born Nov. 28, 1988. He is single.



Don Shumpert
Graduate Assistant
Second year at Iowa

Former Hawkeye wide receiver Don Shumpert is in his second year as a graduate assistant coach with the Iowa football program. He assists with the Hawkeye offense and special teams.

Iowa has won a combined 20 games over the past two seasons. The Hawkeyes earned a fourth straight bid to a January bowl game, participating in the 2017 Outback Bowl. Iowa closed the regular season with three straight wins, including home victories over two nationally ranked opponents.

Shumpert is a native of St. Louis, where he attended Hazelwood East High School. Shumpert served as an assistant coach at Hazelwood East in 2015. At Hazelwood he coached the wide receivers and assisted with special teams. Hazelwood East posted a 6-4 record, advancing to the first round of the state playoffs. Shumpert coached all-state receiver Rajai Perkins, who accepted a full ride scholarship to Murray State University.

Shumpert was a three-year letterman as a wide receiver for the Hawkeyes, completing his career in 2013. His career totals include 21 receptions for 211 yards. He also contributed on special teams, collecting 11 career tackles. Shumpert's best year came in his final season as he recorded 15 receptions for 182 yards while helping the Hawkeyes post an 8-5 record while earning an invitation to the 2014 Outback Bowl.


Shumpert was recognized with the Next Man In Award for offense as a senior. He earned Academic All-Big Ten honors in both 2012 and 2013. The Hawkeyes won 27 games during his four-year career and played in four consecutive bowl games.

Following his Hawkeye playing career, Shumpert was invited to the Chicago Bears Rookie minicamp and the Kansas City Chiefs minicamp in 2014.

As a prep senior, Shumpert earned first team all-state honors. He was a two-year letterman while playing both wide receiver and defensive back. Shumpert served as a senior captain and was named team MVP in his final season. Hazelwood East won the state title in his junior season and earned a return trip to the playoffs the following season. Shumpert earned all-state honors as a track athlete and was a two-year basketball letterman.

Shumpert earned his bachelor's degree in sports management from the University of Iowa in 2014 and is pursuing a master's degree in sports management.

Shumpert was born Jan. 8, 1992. He is single.



Tyler Parker
Football Analyst
Fourth Year at Iowa

Tyler Parker is in his second year as a football analyst with the University of Iowa football program. Tyler previously served as a defensive student assistant in 2015 and as a recruiting student assistant in 2014.

Iowa has won a combined 20 games over the past two seasons. The Hawkeyes earned a fourth straight bid to a January bowl game, participating in the 2017 Outback Bowl. Iowa closed the regular season with three straight wins, including home victories over two nationally ranked opponents.

The Hawkeyes posted a perfect 12-0 regular season record in 2015, winning the West Division of the Big Ten Conference. Iowa participated in the 2016 Rose Bowl following a last-minute loss to Michigan State (16-13) in the Big Ten championship game and ended the season in the top 10 in the national rankings.

Along with the 2017 Outback Bowl, Iowa also participated in the 2014 Outback Bowl, the 2015 TaxSlayer Bowl and the 2016 Rose Bowl. The Hawkeyes have ranked in the final top 10 of both major polls five times in the past 15 seasons.

Parker is a graduate of West High School in Iowa City. He earned his Bachelor of Science degree from the University of Iowa in 2016.

Parker was born Dec. 7, 1993. He is single.



Austin Showalter
Football Analyst
Seventh Year at Iowa

Austin Showalter is in his third year as a football analyst with the University of Iowa football program. Austin previously served as an office assistant with the Hawkeye football program in 2011 and was a graduate assistant coach from 2012-14.

Iowa has won a combined 20 games over the past two seasons. The Hawkeyes earned a fourth straight bid to a January bowl game last season, participating in the 2017 Outback Bowl. Iowa closed the regular season with three straight wins, including home victories over two nationally ranked opponents.

The Hawkeyes posted a perfect 12-0 regular season record in 2015, winning the West Division of the Big Ten Conference. Iowa participated in the 2016 Rose Bowl following a last-minute loss to Michigan State (16-13) in the Big Ten championship game and ended the season in the top 10 in the national rankings.

Along with the 2017 Outback Bowl, Iowa also participated in the 2014 Outback Bowl, the 2015 TaxSlayer Bowl and the 2016 Rose Bowl. The Hawkeyes have ranked in the final top 10 of both major polls five times in the past 15 seasons.

As a graduate assistant Showalter worked with the Hawkeye offensive line, as Iowa participated in January bowl events following both the 2013 and 2014 seasons.

As an office assistant in 2011, Austin worked with offensive coordinator Ken O'Keefe and graduate assistant David Raih in the day-to-day preparation for practice, as well as other office duties.


Prior to working with the Iowa football program, Showalter served as an assistant football coach at Xavier HS in Cedar Rapids from 2006-10. During that time Xavier win the Class 4A state championship in 2007.

Showalter is a native of Cedar Rapids and graduated from Xavier HS. He earned his bachelor's degree in Health and Sport Studies from the University of Iowa in 2008. Showalter has earned master's degrees from Iowa both in Health and Sport Studies (2011), and Sports Management (2014).

Austin was born Aug. 21, 1985. His wife's name is Tia.



Matt Aponte
*Defensive
Student Assistant*



Declan Doyle
*Offensive
Student Assistant*



Steve Ferentz
*Offensive Volunteer
Student Assistant*



Rita Foley
*Secretary to the
Head Coach*



Kevin Foor
Equipment Room



Russ Haynes
*Associate Director,
Athletic Training Services*



Kelly Koch
Equipment Manager



Andy Kromphardt
*Assistant Director,
HawkVision Productions*




Mike Moriarity
*Director,
HawkVision Productions*



Greg Morris
Equipment Room




Matt Nelson
*Assistant Director,
HawkVision Productions*



Terry Noonan
*Director,
Athletic Training Services*



Jerry Palmer
*Assistant Director,
HawkVision Productions*



Dr. Andrew Peterson
*Primary Care
Team Physician*



Bob Rahfeldt
*Director, Football
Video Operations*



Cole Reese
*Assistant
Athletic Trainer*



Chris Ruth
*Assistant Director,
Football Video Operations*



Chris Slauson
*Secretary to
Athletic Training Services*



Sara Smith
*Assistant
Athletic Trainer*



Trisha Stortz
*Assistant Director,
HawkVision Productions*



Amy Thomas
Recruiting Secretary



Shane Viilo
*Defensive
Student Assistant*



Doug West
*Associate Director,
Athletic Training Services
Head Athletic
Trainer, Football*



Dr. Brian Wolf
*Director, UI Sports
Medicine
Head Team Physician
Orthopedic Surgeon*

August 31

Ohio State at Indiana

September 1

Washington at Rutgers
Utah State at Wisconsin

September 2

Wyoming at Iowa
Ball State at Illinois
Maryland at Texas
Michigan vs. Florida
Bowling Green at Michigan State
Buffalo at Minnesota
Arkansas State at Nebraska
Nevada at Northwestern
Akron at Penn State
Purdue vs. Louisville

September 8

Ohio at Purdue

September 9

Iowa at Iowa State
Western Kentucky at Illinois
Indiana at Virginia
Towson at Maryland
Cincinnati at Michigan
Western Michigan at Michigan State
Minnesota at Oregon State
Nebraska at Oregon
Northwestern at Duke
Oklahoma at Ohio State
Pittsburgh at Penn State
Eastern Michigan at Rutgers
Florida Atlantic at Wisconsin

September 16

North Texas at Iowa
Illinois at South Florida
Florida International at Indiana
Air Force at Michigan
MTSU at Minnesota
Northern Illinois at Nebraska
Bowling Green at Northwestern
Army at Ohio State
Georgia State at Penn State
Purdue at Missouri
Morgan State at Rutgers
Wisconsin at BYU

September 23

Penn State at Iowa
Georgia Southern at Indiana
Central Florida at Maryland
Michigan at Purdue
Notre Dame at Michigan State
Rutgers at Nebraska
UNLV at Ohio State

September 29

Nebraska at Illinois

September 30

Iowa at Michigan State
Indiana at Penn State
Maryland at Minnesota
Northwestern at Wisconsin
Ohio State at Rutgers

October 7

Illinois at Iowa (HC)
Maryland at Ohio State
Michigan State at Michigan
Minnesota at Purdue
Wisconsin at Nebraska
Penn State at Northwestern

October 14

Rutgers at Illinois
Michigan at Indiana
Northwestern at Maryland
Michigan State at Minnesota
Ohio State at Nebraska
Purdue at Wisconsin

October 21

Iowa at Northwestern
Illinois at Minnesota
Indiana at Michigan State
Maryland at Wisconsin
Michigan at Penn State
Purdue at Rutgers

October 28

Minnesota at Iowa
Wisconsin at Illinois
Indiana at Maryland
Rutgers at Michigan
Michigan State at Northwestern
Nebraska at Purdue
Penn State at Ohio State

November 4

Ohio State at Iowa
Illinois at Purdue
Wisconsin at Indiana
Maryland at Rutgers
Minnesota at Michigan
Penn State at Michigan State
Northwestern at Nebraska

November 11

Iowa at Wisconsin
Indiana at Illinois
Michigan at Maryland
Michigan State at Ohio State
Nebraska at Minnesota
Purdue at Northwestern
Rutgers at Penn State

November 18

Purdue at Iowa
Illinois at Ohio State
Rutgers at Indiana
Maryland at Michigan State
Michigan at Wisconsin
Minnesota at Northwestern
Nebraska at Penn State

November 24

Iowa at Nebraska

November 25

Northwestern at Illinois
Indiana at Purdue
Penn State at Maryland
Ohio State at Michigan
Michigan State at Rutgers
Wisconsin at Minnesota

December 2

Big Ten Championship Game
(Indianapolis, Indiana)

Hawkeye Huddles

Hawkeye Huddles are hosted by the National I-Club and UI Alumni Association and include snacks, cash refreshments, door prizes, Herky and the Iowa Spirits Squads. The Hawkeye Huddles start three hours prior to kickoff, but no earlier than 9 a.m., and last for two hours. Visit jointheclub.com for further information.

September 9 - Iowa State

Huddle: 9-10:30 a.m.
Game time: 11 a.m.
Location: Tented area surrounding Jack Trice Stadium

September 30 - Michigan State

Huddle/Game Time: TBA
Location: East Lansing Marriott at University Place (300 M.A.C. Avenue, East Lansing, MI)

October 21 - Northwestern

Huddle/Game Time: TBA
Location: Evanston American Legion (3 blocks from stadium – 1030 Central Street, Evanston, IL)

November 11 - Wisconsin

Huddle/Game Time: TBA
Location: Union South (1308 W Dayton Street, Madison, WI)

November 24 - Nebraska

Huddle: Noon-2 p.m.
Game time: 3 p.m.
Location: Embassy Suites downtown Lincoln (1040 P Street, Lincoln, NE)

No.	Name	Pos.	Ht.	Wt.	Yr.	Hometown	High School/Previous
22	Toks Akinribade ^	RB	6-0	208	So.	Brownsburg, Ind.	Brownsburg
47	Lane Akre	FB	6-0	240	So.	Geneseo, Ill.	Geneseo
51	Will Anthony	DL	6-4	265	Fr.	Pleasantville, Iowa	Pleasantville
61	Cole Banwart	OL	6-4	295	#Fr.	Ottosen, Iowa	Algona
99	** Nathan Bazata	DL	6-2	287	Sr.	Howells, Neb.	Howells-Dodge
42	Shaun Beyer	TE	6-5	222	#Fr.	Shellsburg, Iowa	Cedar Rapids Kennedy
2	Brandon Bishop	WR	5-9	180	Jr.	Sugar Grove, Ill.	Kaneland
75	*** Ike Boettger	OL	6-6	307	Sr.	Cedar Falls, Iowa	Cedar Falls
20	Cedric Boswell	DB	5-11	187	#Fr.	Beverly Hills, Mich.	Groves
41	*** Bo Bower	LB	6-2	235	Sr.	West Branch, Iowa	West Branch
11	Ryan Boyle	QB	6-1	208	So.	West Des Moines, Iowa	Dowling
90	** Sam Brincks	DE	6-5	275	Jr.	Carroll, Iowa	Kuemper
16	Kyshaun Bryan	RB	5-10	210	Fr.	Fort Lauderdale, Fla.	St. Thomas Aquinas
20	James Butler	RB	5-9	210	Sr.	Bloomington, Ill.	Saint Francis/Nevada
45	Ben Campos	LB	6-1	213	Fr.	West Des Moines, Iowa	Valley
33	Noah Clayberg ^	DB	5-11	209	Fr.	Pella, Iowa	Pella
32	Djimon Colbert	DB	6-1	215	Fr.	Shawnee Mission, Kan.	Bishop Miege
65	Marshall Coluzzi	LS	6-0	220	Fr.	Naperville, Ill.	Naperville North
81	Kyle Connelly	WR	6-1	187	Fr.	Eden Prairie, Minn.	Eden Prairie
18	Drew Cook	TE	6-5	235	So.	Iowa City, Iowa	Regina
21	Sam Cook	RB	5-9	215	#Fr.	Fort Dodge, Iowa	Fort Dodge
88	Jacob Coons	TE	6-3	220	Fr.	Solon, Iowa	Solon
19	Max Cooper	WR	6-0	175	Fr.	Waukesha, Wis.	Catholic Memorial
3	Trey Creamer	ATH	6-0	175	Fr.	Cartersville, Ga.	Cartersville
23	Dominique Dafney	WR	6-2	225	So.	West Des Moines, Iowa	Valley (Iowa Western CC)
78	** James Daniels ^	OL	6-4	295	Jr.	Warren, Ohio	Harding
3	* Keith Duncan ^	PK	5-11	173	So.	Weddington, N.C.	Weddington
67	Levi Duwa	DE	6-3	235	Fr.	Kalona, Iowa	Mid-Prairie
1	Wes Dvorak	DB	6-0	192	So.	Parkston, SD	Parkston/Morningside
84	Nick Easley	WR	5-11	203	Jr.	Newton, Iowa	Newton/Iowa Western CC
54	A.J. Epenesa	DE	6-5	270	Fr.	Edwardsville, Ill.	Edwardsville
82	*** Adrian Falconer ^	WR	6-1	192	Jr.	Leesburg, Fla.	Leesburg
87	* Noah Fant ^	TE	6-5	232	So.	Omaha, Neb.	Omaha South
76	** Dalton Ferguson	OL	6-4	312	Jr.	Solon, Iowa	Solon
77	Daniel Gaffey	DL	6-2	285	Sr.	Iowa City, Iowa	Regina
90	Ryan Gersonde	P	6-4	185	Fr.	Milwaukee, Wis.	Marquette
30	* Jake Gervase	DB	6-1	210	Jr.	Davenport, Iowa	Assumption
43	Keegan Glas	LB	6-0	215	Fr.	LeClaire, Iowa	Bettendorf
57	Chauncey Golston	DE	6-5	255	#Fr.	Detroit, Mich.	East English Village Prep
8	Matt Hankins	DB	6-1	175	Fr.	Lewisville, Tex.	Marcus
10	Camron Harrell	DB	5-10	181	Fr.	Bourbannis, Ill.	Bradley-Bourbannis
7	Tommy Herion	QB	6-1	185	Fr.	Chicago, Ill.	Loyola Academy
40	** Parker Hesse	DE	6-3	257	Jr.	Waukon, Iowa	Waukon
48	* Jack Hockaday ^	LB	6-1	232	Jr.	Forsyth, Ill.	Maroa-Forsyth
38	T.J. Hockenson	TE	6-5	243	#Fr.	Chariton, Iowa	Chariton
27	* Amani Hooker ^	DB	6-0	210	So.	Minneapolis, Minn.	Park Center
88	* Jake Hulett	DL	6-3	289	Sr.	Springville, Iowa	Springville
77	Alaric Jackson	OL	6-7	320	#Fr.	Detroit, Mich.	Renaissance
15	** Joshua Jackson	DB	6-1	192	Jr.	Corinth, Texas	Lake Dallas
66	Dalles Jacobus	DL	6-0	280	#Fr.	Palo, Iowa	Cedar Rapids, Kennedy
53	* Garret Jansen	DL	6-2	280	So.	Pella, Iowa	Pella
43	*** Josey Jewell	LB	6-2	236	Sr.	Decorah, Iowa	Decorah
26	Marcel Joly	RB	5-11	202	Jr.	Hyattsville, Md.	Forestville Military Academy
52	* Amani Jones ^	LB	6-0	235	So.	Chicago, Ill.	Phillips
82	Jack Kallenberger	DL	6-5	250	Jr.	Bettendorf, Iowa	Bettendorf/Iowa Central CC
71	Mark Kallenberger	OL	6-6	260	Fr.	Bettendorf, Iowa	Bettendorf
46	* Austin Kelly	FB	5-11	245	Jr.	Hickory Hills, Ill.	Stagg
21	Ivory Kelly-Martin	RB	5-11	195	Fr.	Plainfield, Ill.	Oswego East
72	Coy Kirkpatrick	OL	6-5	275	Fr.	Madrid, Iowa	Madrid
97	*** Tyler Kluver	LS	6-0	220	Sr.	Marshalltown, Iowa	Marshalltown
28	Jack Koerner	DB	6-1	195	Fr.	Des Moines, Iowa	Dowling
86	Tommy Kujawa	TE	6-3	220	Fr.	Greendale, Wis.	Greendale
45	* Drake Kulick	FB	6-1	240	Sr.	Muscatine, Iowa	Muscatine
95	* Cedrick Lattimore ^	DL	6-5	295	So.	Redford, Mich.	East English Village Prep

2017 ALPHABETICAL ROSTER

No.	Name	Pos.	Ht.	Wt.	Yr.	Hometown	High School/Previous
70	* Lucas LeGrand	OL	6-5	295	Jr.	Dubuque, Iowa	Senior
42	Joe Ludwig	LB	6-2	215	Fr.	Middleton, Wis.	Middleton
2	Peyton Mansell	QB	6-3	210	Fr.	Belton, Tex.	Belton
13	Henry Marchese	WR	6-3	190	Fr.	Vernon Hills, Ill.	Stevenson
97	Romeo McKnight	DE	6-5	250	#Fr.	Crystal Lake, Ill.	Crystal Lake Central
31	** Aaron Mends	LB	6-0	227	Jr.	Kansas City, Mo.	Winnetonka
18	John Milani	DB	6-0	195	So.	Iowa City, Iowa	West
52	*** Boone Myers	OL	6-5	310	Sr.	Webster City, Iowa	Webster City
98	* Anthony Nelson	DE	6-7	260	So.	Urbandale, Iowa	Waukee
96	** Matt Nelson	DE	6-8	285	Jr.	Cedar Rapids, Iowa	Xavier
58	Jake Newborg	DL	6-3	290	So.	Inwood, Iowa	West Lyon
44	*** Ben Niemann ^	OLB	6-3	233	Sr.	Sycamore, Ill.	Sycamore
49	Nick Niemann	LB	6-4	225	#Fr.	Sycamore, Ill.	Sycamore
11	* Michael Ojemudia	DB	6-2	200	So.	Farmington Hills, Mich.	Harrison
68	Landan Paulsen	OL	6-5	305	So.	Moville, Iowa	Woodbury Central
66	* Levi Paulsen	OL	6-5	305	So.	Moville, Iowa	Woodbury Central
86	* Peter Pekar	TE	6-4	252	Sr.	Greendale, Wis.	Greendale
7	Colten Rastetter	P	6-2	210	So.	Guttenberg, Iowa	Clayton Ridge
91	* Miguel Recinos	K	6-1	192	Jr.	Mason City, Iowa	Mason City
91	Brady Reiff	DL	6-3	260	So.	Parkston, S.D.	Parkston
69	** Keegan Render	OL	6-4	310	Jr.	Indianola, Iowa	Indianola
59	* Ross Reynolds	OL	6-4	300	Jr.	Waukee, Iowa	Waukee
36	* Brady Ross	FB	6-1	245	So.	Humboldt, Iowa	Humboldt
5	* Manny Rugamba ^	DB	6-0	185	So.	Naperville, Ill.	Naperville Central
64	Kyler Schott	OL	6-2	290	Fr.	Coggon, Iowa	North Linn
17	Ryan Schmidt	QB	6-5	235	So.	Marion, Iowa	Linn-Mar
74	Austin Schulte	DL	6-4	258	#Fr.	Pella, Iowa	Pella
48	Bryce Schulte	ATH	6-3	215	Fr.	Cedar Rapids, Iowa	Xavier
94	Caleb Shudak	PK	5-8	175	#Fr.	Council Bluffs, Iowa	Lewis Central
93	Brandon Simon	DE	6-1	240	#Fr.	Newark, N.J.	Don Bosco Prep
12	Brandon Smith	WR	6-3	205	Fr.	Lake Cormorant, Miss.	Lake Cormorant
6	Ihmir Smith-Marsette	WR	6-2	175	Fr.	Newark, N.J.	Weequahic
37	** Brandon Snyder	DB	6-1	214	Jr.	Larchwood, Iowa	West Lyon
50	Jacob Sobotka	LB	6-3	235	Jr.	Clearfield, Iowa	Mount Ayr
84	Austin Spiewak	LS	6-2	230	#Fr.	Palatine, Ill.	Fremd
4	Nathan Stanley ^	QB	6-5	235	So.	Menomonie, Wis.	Menomonie
9	Geno Stone	DB	6-0	195	Fr.	New Castle, Pa.	Senior
50	Jackson Subbert	LS	6-3	237	So.	Williamsburg, Iowa	Williamsburg
55	Kyle Taylor	LB	6-0	225	#Fr.	Silver Spring, Md.	Gonzaga College HS
19	*** Miles Taylor ^	DB	5-10	203	Sr.	Silver Spring, Md.	Gonzaga College HS
41	Drew Thomas	ATH	6-1	165	Fr.	Humboldt, Iowa	Humboldt
4	Josh Turner	DB	6-0	180	Fr.	Delray Beach, Fla.	American Heritage
89	*** Matt VandeBerg	WR	6-1	195	Sr.	Brandon, S.D.	Brandon Valley
85	* Nate Vejvoda	TE	6-5	245	So.	Homer Glen, Ill.	Providence Catholic
35	Barrington Wade	LB	6-1	223	#Fr.	Skokie, Ill.	Niles North
25	** Akrum Wadley	RB	5-11	195	Sr.	Newark, N.J.	Weequahic
26	** Kevin Ward	OLB	6-1	217	Sr.	Homer Glen, Ill.	Providence Catholic
34	* Kristian Welch ^	LB	6-3	232	So.	Iola, Wis.	Iola-Scandinavia
79	*** Sean Welsh	OL	6-3	295	Sr.	Springboro, Ohio	Springboro
8	* Tyler Wieggers	QB	6-4	225	Jr.	Lake Orion, Mich.	Detroit Country Day
29	Nate Wieland	LB	6-1	220	Fr.	Iowa City, Iowa	Iowa City
39	* Nate Wieting	TE	6-4	250	So.	Rockford, Ill.	Lutheran
63	Spencer Williams	OL	6-3	295	#Fr.	Cedar Falls, Iowa	Cedar Falls
74	Tristan Wirfs	OL	6-5	315	Fr.	Mount Vernon, Iowa	Mount Vernon
81	Jon Wisnieski	TE	6-5	250	Sr.	West Des Moines, Iowa	Dowling
80	* Devonte Young ^	WR	6-0	200	So.	Waldorf, Md.	North Point
28	Toren Young	RB	5-11	220	#Fr.	Madison, Wis.	Monona Grove

* - indicates letters won

^ - redshirt year still available

- redshirt freshman

Players: 121

Seniors: _____	18	Redshirt Freshmen: _____	18
Juniors: _____	22	Freshmen: _____	34
Sophomores: _____	29		

Returning Lettermen: 47

3-yr. Lettermen: _____	9	Offense: _____	21
2-yr. Lettermen: _____	13	Defense: _____	23
1-yr. Lettermen: _____	25	Specialty: _____	3

No.	Name	Pos.	Ht.	Wt.	Yr.	Hometown	High School/Previous
1	Wes Dvorak	DB	6-0	192	So.	Parkston, SD	Parkston/Morningside
2	Peyton Mansell	QB	6-3	210	Fr.	Belton, Tex.	Belton
2	Brandon Bishop	WR	5-9	180	Jr.	Sugar Grove, Ill.	Kaneland
3	* Keith Duncan ^	PK	5-11	173	So.	Weddington, N.C.	Weddington
3	Trey Creamer	ATH	6-0	175	Fr.	Cartersville, Ga.	Cartersville
4	Nathan Stanley ^	QB	6-5	235	So.	Menomonie, Wis.	Menomonie
4	Josh Turner	DB	6-0	180	Fr.	Delray Beach, Fla.	American Heritage
5	* Manny Rugamba ^	DB	6-0	185	So.	Naperville, Ill.	Naperville Central
6	Ihmir Smith-Marsette	WR	6-2	175	Fr.	Newark, N.J.	Weequahic
7	Colten Rastetter	P	6-2	210	So.	Guttenberg, Iowa	Clayton Ridge
7	Tommy Herion	QB	6-1	185	Fr.	Chicago, Ill.	Loyola Academy
8	* Tyler Wiegers	QB	6-4	225	Jr.	Lake Orion, Mich.	Detroit Country Day
8	Matt Hankins	DB	6-1	175	Fr.	Lewisville, Tex.	Marcus
9	Geno Stone	DB	6-0	195	Fr.	New Castle, Pa.	Senior
10	Camron Harrell	DB	5-10	181	Fr.	Bourbannis, Ill.	Bradley-Bourbannis
11	* Michael Ojemudia	DB	6-2	200	So.	Farmington Hills, Mich.	Harrison
11	Ryan Boyle	QB	6-1	208	So.	West Des Moines, Iowa	Dowling
12	Brandon Smith	WR	6-3	205	Fr.	Lake Cormorant, Miss.	Lake Cormorant
13	Henry Marchese	WR	6-3	190	Fr.	Vernon Hills, Ill.	Stevenson
15	** Joshua Jackson	DB	6-1	192	Jr.	Corinth, Texas	Lake Dallas
16	Kyshaun Bryan	RB	5-10	210	Fr.	Fort Lauderdale, Fla.	St. Thomas Aquinas
17	Ryan Schmidt	QB	6-5	235	So.	Marion, Iowa	Linn-Mar
18	Drew Cook	TE	6-5	235	So.	Iowa City, Iowa	Regina
18	John Milani	DB	6-0	195	So.	Iowa City, Iowa	West
19	*** Miles Taylor ^	DB	5-10	203	Sr.	Silver Spring, Md.	Gonzaga College HS
19	Max Cooper	WR	6-0	175	Fr.	Waukesha, Wis.	Catholic Memorial
20	Cedric Boswell	DB	5-11	187	#Fr.	Beverly Hills, Mich.	Groves
20	James Butler	RB	5-9	210	Sr.	Bloomington, Ill.	Saint Francis/Nevada
21	Ivory Kelly-Martin	RB	5-11	195	Fr.	Plainfield, Ill.	Oswego East
21	Sam Cook	RB	5-9	215	#Fr.	Fort Dodge, Iowa	Fort Dodge
22	Toks Akinribade ^	RB	6-0	208	So.	Brownsburg, Ind.	Brownsburg
23	Dominique Dafney	WR	6-2	225	So.	West Des Moines, Iowa	Valley (Iowa Western CC)
25	** Akrum Wadley	RB	5-11	195	Sr.	Newark, N.J.	Weequahic
26	** Kevin Ward	OLB	6-1	217	Sr.	Homer Glen, Ill.	Providence Catholic
26	Marcel Joly	RB	5-11	202	Jr.	Hyattsville, Md.	Forestville Military Academy
27	* Amani Hooker ^	DB	6-0	210	So.	Minneapolis, Minn.	Park Center
28	Toren Young	RB	5-11	220	#Fr.	Madison, Wis.	Monona Grove
28	Jack Koerner	DB	6-1	195	Fr.	Des Moines, Iowa	Dowling
29	Nate Wieland	LB	6-1	220	Fr.	Iowa City, Iowa	Iowa City
30	* Jake Gervase	DB	6-1	210	Jr.	Davenport, Iowa	Assumption
31	** Aaron Mends	LB	6-0	227	Jr.	Kansas City, Mo.	Winnertonka
32	Djimon Colbert	DB	6-1	215	Fr.	Shawnee Mission, Kan.	Bishop Miege
33	Noah Clayberg ^	DB	5-11	209	Fr.	Pella, Iowa	Pella
34	* Kristian Welch ^	LB	6-3	232	So.	Iola, Wis.	Iola-Scandinavia
35	Barrington Wade	LB	6-1	223	#Fr.	Skokie, Ill.	Niles North
36	* Brady Ross	FB	6-1	245	So.	Humboldt, Iowa	Humboldt
37	** Brandon Snyder	DB	6-1	214	Jr.	Larchwood, Iowa	West Lyon
38	T.J. Hockenson	TE	6-5	243	#Fr.	Chariton, Iowa	Chariton
39	* Nate Wieting	TE	6-4	250	So.	Rockford, Ill.	Lutheran
40	** Parker Hesse	DE	6-3	257	Jr.	Waukon, Iowa	Waukon
41	*** Bo Bower	LB	6-2	235	Sr.	West Branch, Iowa	West Branch
41	Drew Thomas	ATH	6-1	165	Fr.	Humboldt, Iowa	Humboldt
42	Shaun Beyer	TE	6-5	222	#Fr.	Shellsburg, Iowa	Cedar Rapids Kennedy
42	Joe Ludwig	LB	6-2	215	Fr.	Middleton, Wis.	Middleton
43	*** Josey Jewell	LB	6-2	236	Sr.	Decorah, Iowa	Decorah
43	Keegan Glas	LB	6-0	215	Fr.	LeClaire, Iowa	Bettendorf
44	*** Ben Niemann ^	OLB	6-3	233	Sr.	Sycamore, Ill.	Sycamore
45	* Drake Kulick	FB	6-1	240	Sr.	Muscatine, Iowa	Muscatine
45	Ben Campos	LB	6-1	213	Fr.	West Des Moines, Iowa	Valley
46	* Austin Kelly	FB	5-11	245	Jr.	Hickory Hills, Ill.	Stagg
47	Lane Akre	FB	6-0	240	So.	Geneseo, Ill.	Geneseo
48	* Jack Hockaday ^	LB	6-1	232	Jr.	Forsyth, Ill.	Maroa-Forsyth
48	Bryce Schulte	ATH	6-3	215	Fr.	Cedar Rapids, Iowa	Xavier
49	Nick Niemann	LB	6-4	225	#Fr.	Sycamore, Ill.	Sycamore

2017 NUMERICAL ROSTER

No.	Name	Pos.	Ht.	Wt.	Yr.	Hometown	High School/Previous
50	Jacob Sobotka	LB	6-3	235	Jr.	Clearfield, Iowa	Mount Ayr
50	Jackson Subbert	LS	6-3	237	So.	Williamsburg, Iowa	Williamsburg
51	Will Anthony	DL	6-4	265	Fr.	Pleasantville, Iowa	Pleasantville
52	*** Boone Myers	OL	6-5	310	Sr.	Webster City, Iowa	Webster City
52	* Amani Jones ^	LB	6-0	235	So.	Chicago, Ill.	Phillips
53	* Garret Jansen	DL	6-2	280	So.	Pella, Iowa	Pella
54	A.J. Epenesa	DE	6-5	270	Fr.	Edwardsville, Ill.	Edwardsville
55	Kyle Taylor	LB	6-0	225	#Fr.	Silver Spring, Md.	Gonzaga College HS
57	Chauncey Golston	DE	6-5	255	#Fr.	Detroit, Mich.	East English Village Prep
58	Jake Newborg	DL	6-3	290	So.	Inwood, Iowa	West Lyon
59	* Ross Reynolds	OL	6-4	300	Jr.	Waukee, Iowa	Waukee
61	Cole Banwart	OL	6-4	295	#Fr.	Ottosen, Iowa	Algona
63	Spencer Williams	OL	6-3	295	#Fr.	Cedar Falls, Iowa	Cedar Falls
64	Kyler Schott	OL	6-2	290	Fr.	Coggan, Iowa	North Linn
65	Marshall Coluzzi	LS	6-0	220	Fr.	Naperville, Ill.	Naperville North
66	* Levi Paulsen	OL	6-5	305	So.	Moville, Iowa	Woodbury Central
66	Dalles Jacobus	DL	6-0	280	#Fr.	Palo, Iowa	Cedar Rapids, Kennedy
67	Levi Duwa	DE	6-3	235	Fr.	Kalona, Iowa	Mid-Prairie
68	Landan Paulsen	OL	6-5	305	So.	Moville, Iowa	Woodbury Central
69	** Keegan Render	OL	6-4	310	Jr.	Indianola, Iowa	Indianola
70	* Lucas LeGrand	OL	6-5	295	Jr.	Dubuque, Iowa	Senior
71	Mark Kallenberger	OL	6-6	260	Fr.	Bettendorf, Iowa	Bettendorf
72	Coy Kirkpatrick	OL	6-5	275	Fr.	Madrid, Iowa	Madrid
74	Austin Schulte	DL	6-4	258	#Fr.	Pella, Iowa	Pella
74	Tristan Wirfs	OL	6-5	315	Fr.	Mount Vernon, Iowa	Mount Vernon
75	*** Ike Boettger	OL	6-6	307	Sr.	Cedar Falls, Iowa	Cedar Falls
76	** Dalton Ferguson	OL	6-4	312	Jr.	Solon, Iowa	Solon
77	Alaric Jackson	OL	6-7	320	#Fr.	Detroit, Mich.	Renaissance
77	Daniel Gaffey	DL	6-2	285	Sr.	Iowa City, Iowa	Regina
78	** James Daniels ^	OL	6-4	295	Jr.	Warren, Ohio	Harding
79	*** Sean Welsh	OL	6-3	295	Sr.	Springboro, Ohio	Springboro
80	* Devonte Young ^	WR	6-0	200	So.	Waldorf, Md.	North Point
81	Jon Wisnieski	TE	6-5	250	Sr.	West Des Moines, Iowa	Dowling
81	Kyle Connelly	WR	6-1	187	Fr.	Eden Prairie, Minn.	Eden Prairie
82	** Adrian Falconer ^	WR	6-1	192	Jr.	Leesburg, Fla.	Leesburg
82	Jack Kallenberger	DL	6-5	250	Jr.	Bettendorf, Iowa	Bettendorf/Iowa Central CC
84	Austin Spiewak	LS	6-2	230	#Fr.	Palatine, Ill.	Fremd
84	Nick Easley	WR	5-11	203	Jr.	Newton, Iowa	Newton/Iowa Western CC
85	* Nate Vejvoda	TE	6-5	245	So.	Homer Glen, Ill.	Providence Catholic
86	* Peter Pekar	TE	6-4	252	Sr.	Greendale, Wis.	Greendale
86	Tommy Kujawa	TE	6-3	220	Fr.	Greendale, Wis.	Greendale
87	* Noah Fant ^	TE	6-5	232	So.	Omaha, Neb.	Omaha South
88	* Jake Hulett	DL	6-3	289	Sr.	Springville, Iowa	Springville
88	Jacob Coons	TE	6-3	220	Fr.	Solon, Iowa	Solon
89	*** Matt VandeBerg	WR	6-1	195	Sr.	Brandon, S.D.	Brandon Valley
90	** Sam Brincks	DE	6-5	275	Jr.	Carroll, Iowa	Kuemper
90	Ryan Gersonde	P	6-4	185	Fr.	Milwaukee, Wis.	Marquette
91	* Miguel Recinos	K	6-1	192	Jr.	Mason City, Iowa	Mason City
91	Brady Reiff	DL	6-3	260	So.	Parkston, S.D.	Parkston
93	Brandon Simon	DE	6-1	240	#Fr.	Newark, N.J.	Don Bosco Prep
94	Caleb Shudak	PK	5-8	175	#Fr.	Council Bluffs, Iowa	Lewis Central
95	* Cedrick Lattimore ^	DL	6-5	295	So.	Redford, Mich.	East English Village Prep
96	** Matt Nelson	DE	6-8	285	Jr.	Cedar Rapids, Iowa	Xavier
97	Romeo McKnight	DE	6-5	250	#Fr.	Crystal Lake, Ill.	Crystal Lake Central
97	*** Tyler Kluver	LS	6-0	220	Sr.	Marshalltown, Iowa	Marshalltown
98	* Anthony Nelson	DE	6-7	260	So.	Urbandale, Iowa	Waukee
99	** Nathan Bazata	DL	6-2	287	Sr.	Howells, Neb.	Howells-Dodge

* - - indicates letters won

^ - - redshirt year still available

- - redshirt freshman

Players: 121

Seniors: _____	18	Redshirt Freshmen: _____	18
Juniors: _____	22	Freshmen: _____	34
Sophomores: _____	29		

Returning Lettermen: 47

3-yr. Lettermen: _____	9	Offense: _____	21
2-yr. Lettermen: _____	13	Defense: _____	23
1-yr. Lettermen: _____	25	Specialty: _____	3



No.	Name	Pos.	Ht.	Wt.	Yr.	Hometown	High School/Previous
20	Cedric Boswell	DB	5-11	187	#Fr.	Beverly Hills, Mich.	Groves
33	Noah Clayberg ^	DB	5-11	209	Fr.	Pella, Iowa	Pella
32	Djimon Colbert	DB	6-1	215	Fr.	Shawnee Mission, Kan.	Bishop Miege
1	Wes Dvorak	DB	6-0	192	So.	Parkston, SD	Parkston/Morningside
30	* Jake Gervase	DB	6-1	210	Jr.	Davenport, Iowa	Assumption
8	Matt Hankins	DB	6-1	175	Fr.	Lewisville, Tex.	Marcus
10	Camron Harrell	DB	5-10	181	Fr.	Bourbannais, Ill.	Bradley-Bourbannais
27	* Amani Hooker ^	DB	6-0	210	So.	Minneapolis, Minn.	Park Center
15	** Joshua Jackson	DB	6-1	192	Jr.	Corinth, Texas	Lake Dallas
28	Jack Koerner	DB	6-1	195	Fr.	Des Moines, Iowa	Dowling
18	John Milani	DB	6-0	195	So.	Iowa City, Iowa	West
11	* Michael Ojemudia	DB	6-2	200	So.	Farmington Hills, Mich.	Harrison
5	* Manny Rugamba ^	DB	6-0	185	So.	Naperville, Ill.	Naperville Central
37	** Brandon Snyder	DB	6-1	214	Jr.	Larchwood, Iowa	West Lyon
9	Geno Stone	DB	6-0	195	Fr.	New Castle, Pa.	Senior
19	*** Miles Taylor ^	DB	5-10	203	Sr.	Silver Spring, Md.	Gonzaga College HS
4	Josh Turner	DB	6-0	180	Fr.	Delray Beach, Fla.	American Heritage
41	*** Bo Bower	LB	6-2	235	Sr.	West Branch, Iowa	West Branch
45	Ben Campos	LB	6-1	213	Fr.	West Des Moines, Iowa	Valley
43	Keegan Glau	LB	6-0	215	Fr.	LeClaire, Iowa	Bettendorf
48	* Jack Hockaday ^	LB	6-1	232	Jr.	Forsyth, Ill.	Maroa-Forsyth
43	*** Josey Jewell	LB	6-2	236	Sr.	Decorah, Iowa	Decorah
52	* Amani Jones ^	LB	6-0	235	So.	Chicago, Ill.	Phillips
42	Joe Ludwig	LB	6-2	215	Fr.	Middleton, Wis.	Middleton
31	** Aaron Mendis	LB	6-0	227	Jr.	Kansas City, Mo.	Winnetonka
44	*** Ben Niemann ^	OLB	6-3	233	Sr.	Sycamore, Ill.	Sycamore
49	Nick Niemann	LB	6-4	225	#Fr.	Sycamore, Ill.	Sycamore
50	Jacob Sobotka	LB	6-3	235	Jr.	Clearfield, Iowa	Mount Ayr
55	Kyle Taylor	LB	6-0	225	#Fr.	Silver Spring, Md.	Gonzaga College HS
35	Barrington Wade	LB	6-1	223	#Fr.	Skokie, Ill.	Niles North
26	** Kevin Ward	OLB	6-1	217	Sr.	Homer Glen, Ill.	Providence Catholic
34	* Kristian Welch ^	LB	6-3	232	So.	Iola, Wis.	Iola-Scandinavia
29	Nate Wieland	LB	6-1	220	Fr.	Iowa City, Iowa	Iowa City
51	Will Anthony	DL	6-4	265	Fr.	Pleasantville, Iowa	Pleasantville
99	** Nathan Bazata	DL	6-2	287	Sr.	Howells, Neb.	Howells-Dodge
77	Daniel Gaffey	DL	6-2	285	Sr.	Iowa City, Iowa	Regina
88	* Jake Hulett	DL	6-3	289	Sr.	Springville, Iowa	Springville
66	Dalles Jacobus	DL	6-0	280	#Fr.	Palo, Iowa	Cedar Rapids, Kennedy
53	* Garret Jansen	DL	6-2	280	So.	Pella, Iowa	Pella
82	Jack Kallenberger	DL	6-5	250	Jr.	Bettendorf, Iowa	Bettendorf/Iowa Central CC
95	* Cedrick Lattimore ^	DL	6-5	295	So.	Redford, Mich.	East English Village Prep
58	Jake Newborg	DL	6-3	290	So.	Inwood, Iowa	West Lyon
91	Brady Reiff	DL	6-3	260	So.	Parkston, S.D.	Parkston
74	Austin Schulte	DL	6-4	258	#Fr.	Pella, Iowa	Pella
90	** Sam Brincks	DE	6-5	275	Jr.	Carroll, Iowa	Kuemper
67	Levi Duwa	DE	6-3	235	Fr.	Kalona, Iowa	Mid-Prairie
54	A.J. Epenesa	DE	6-5	270	Fr.	Edwardsville, Ill.	Edwardsville
57	Chauncey Golston	DE	6-5	255	#Fr.	Detroit, Mich.	East English Village Prep
40	** Parker Hesse	DE	6-3	257	Jr.	Waukon, Iowa	Waukon
97	Romeo McKnight	DE	6-5	250	#Fr.	Crystal Lake, Ill.	Crystal Lake Central
98	* Anthony Nelson	DE	6-7	260	So.	Urbandale, Iowa	Waukee
96	** Matt Nelson	DE	6-8	285	Jr.	Cedar Rapids, Iowa	Xavier
93	Brandon Simon	DE	6-1	240	#Fr.	Newark, N.J.	Don Bosco Prep
11	Ryan Boyle	QB	6-1	208	So.	West Des Moines, Iowa	Dowling
7	Tommy Herion	QB	6-1	185	Fr.	Chicago, Ill.	Loyola Academy
2	Peyton Mansell	QB	6-3	210	Fr.	Belton, Tex.	Belton
17	Ryan Schmidt	QB	6-5	235	So.	Marion, Iowa	Linn-Mar
4	Nathan Stanley ^	QB	6-5	235	So.	Menomonie, Wis.	Menomonie
8	* Tyler Wiegers	QB	6-4	225	Jr.	Lake Orion, Mich.	Detroit Country Day

* - - indicates letters won

^ - - redshirt year still available

- - redshirt freshman

2017 ROSTER BY POSITION

No.	Name	Pos.	Ht.	Wt.	Yr.	Hometown	High School/Previous
61	Cole Banwart	OL	6-4	295	#Fr.	Ottosen, Iowa	Algona
75	*** Ike Boettger	OL	6-6	307	Sr.	Cedar Falls, Iowa	Cedar Falls
78	** James Daniels ^	OL	6-4	295	Jr.	Warren, Ohio	Harding
76	** Dalton Ferguson	OL	6-4	312	Jr.	Solon, Iowa	Solon
77	Alaric Jackson	OL	6-7	320	#Fr.	Detroit, Mich.	Renaissance
71	Mark Kallenberger	OL	6-6	260	Fr.	Bettendorf, Iowa	Bettendorf
72	Coy Kirkpatrick	OL	6-5	275	Fr.	Madrid, Iowa	Madrid
70	* Lucas LeGrand	OL	6-5	295	Jr.	Dubuque, Iowa	Senior
52	*** Boone Myers	OL	6-5	310	Sr.	Webster City, Iowa	Webster City
68	Landan Paulsen	OL	6-5	305	So.	Moville, Iowa	Woodbury Central
66	* Levi Paulsen	OL	6-5	305	So.	Moville, Iowa	Woodbury Central
69	** Keegan Render	OL	6-4	310	Jr.	Indianola, Iowa	Indianola
59	* Ross Reynolds	OL	6-4	300	Jr.	Waukee, Iowa	Waukee
64	Kyler Schott	OL	6-2	290	Fr.	Coggon, Iowa	North Linn
79	*** Sean Welsh	OL	6-3	295	Sr.	Springboro, Ohio	Springboro
63	Spencer Williams	OL	6-3	295	#Fr.	Cedar Falls, Iowa	Cedar Falls
74	Tristan Wirfs	OL	6-5	315	Fr.	Mount Vernon, Iowa	Mount Vernon
<hr/>							
42	Shaun Beyer	TE	6-5	222	#Fr.	Shellsburg, Iowa	Cedar Rapids Kennedy
18	Drew Cook	TE	6-5	235	So.	Iowa City, Iowa	Regina
88	Jacob Coons	TE	6-3	220	Fr.	Solon, Iowa	Solon
38	T.J. Hockenson	TE	6-5	243	#Fr.	Chariton, Iowa	Chariton
87	* Noah Fant ^	TE	6-5	232	So.	Omaha, Neb.	Omaha South
86	Tommy Kujawa	TE	6-3	220	Fr.	Greendale, Wis.	Greendale
86	* Peter Pekar	TE	6-4	252	Sr.	Greendale, Wis.	Greendale
85	* Nate Vejvoda	TE	6-5	245	So.	Homer Glen, Ill.	Providence Catholic
39	* Nate Wieting	TE	6-4	250	So.	Rockford, Ill.	Lutheran
81	Jon Wisnieski	TE	6-5	250	Sr.	West Des Moines, Iowa	Dowling
<hr/>							
22	Toks Akinribade ^	RB	6-0	208	So.	Brownsburg, Ind.	Brownsburg
16	Kyshaun Bryan	RB	5-10	210	Fr.	Fort Lauderdale, Fla.	St. Thomas Aquinas
20	James Butler	RB	5-9	210	Sr.	Bloomington, Ill.	Saint Francis/Nevada
21	Sam Cook	RB	5-9	215	#Fr.	Fort Dodge, Iowa	Fort Dodge
26	Marcel Joly	RB	5-11	202	Jr.	Hyattsville, Md.	Forestville Military Academy
21	Ivory Kelly-Martin	RB	5-11	195	Fr.	Plainfield, Ill.	Oswego East
25	** Akrum Wadley	RB	5-11	195	Sr.	Newark, N.J.	Weequahic
28	Toren Young	RB	5-11	220	#Fr.	Madison, Wis.	Monona Grove
<hr/>							
47	Lane Akre	FB	6-0	240	So.	Geneseo, Ill.	Geneseo
46	* Austin Kelly	FB	5-11	245	Jr.	Hickory Hills, Ill.	Stagg
45	* Drake Kulick	FB	6-1	240	Sr.	Muscatine, Iowa	Muscatine
36	* Brady Ross	FB	6-1	245	So.	Humboldt, Iowa	Humboldt
<hr/>							
2	Brandon Bishop	WR	5-9	180	Jr.	Sugar Grove, Ill.	Kaneland
81	Kyle Connelly	WR	6-1	187	Fr.	Eden Prairie, Minn.	Eden Prairie
19	Max Cooper	WR	6-0	175	Fr.	Waukesha, Wis.	Catholic Memorial
23	Dominique Dafney	WR	6-2	225	So.	West Des Moines, Iowa	Valley (Iowa Western CC)
84	Nick Easley	WR	5-11	203	Jr.	Newton, Iowa	Newton/Iowa Western CC
82	** Adrian Falconer ^	WR	6-1	192	Jr.	Leesburg, Fla.	Leesburg
13	Henry Marchese	WR	6-3	190	Fr.	Vernon Hills, Ill.	Stevenson
12	Brandon Smith	WR	6-3	205	Fr.	Lake Cormorant, Miss.	Lake Cormorant
6	Ihmir Smith-Marsette	WR	6-2	175	Fr.	Newark, N.J.	Weequahic
89	*** Matt VandeBerg	WR	6-1	195	Sr.	Brandon, S.D.	Brandon Valley
80	* Devonte Young ^	WR	6-0	200	So.	Waldorf, Md.	North Point
<hr/>							
3	Trey Creamer	ATH	6-0	175	Fr.	Cartersville, Ga.	Cartersville
48	Bryce Schulte	ATH	6-3	215	Fr.	Cedar Rapids, Iowa	Xavier
41	Drew Thomas	ATH	6-1	165	Fr.	Humboldt, Iowa	Humboldt
<hr/>							
65	Marshall Coluzzi	LS	6-0	220	Fr.	Naperville, Ill.	Naperville North
3	* Keith Duncan ^	PK	5-11	173	So.	Weddington, N.C.	Weddington
90	Ryan Gersonde	P	6-4	185	Fr.	Milwaukee, Wis.	Marquette
97	*** Tyler Kluver	LS	6-0	220	Sr.	Marshalltown, Iowa	Marshalltown
7	Colten Rastetter	P	6-2	210	So.	Guttenberg, Iowa	Clayton Ridge
91	* Miguel Recinos	K	6-1	192	Jr.	Mason City, Iowa	Mason City
94	Caleb Shudak	PK	5-8	175	#Fr.	Council Bluffs, Iowa	Lewis Central
84	Austin Spiewak	LS	6-2	230	#Fr.	Palatine, Ill.	Fremd
50	Jackson Subbert	LS	6-3	237	So.	Williamsburg, Iowa	Williamsburg

Lettermen Information

Lettermen Returning (47)

Offense (21)

Quarterback (1) --	*	Tyler Wiegiers
Running Back (1) --	**	Akrum Wadley
Fullback (3) --	*	Austin Kelly
	*	Drake Kulick
	*	Brady Ross
Tight End (4) --	*	Noah Fant
	*	Peter Pekar
	*	Nate Vejvoda
	*	Nate Wieting
Wide Receiver (3) --	**	Adrian Falconer
	***	Matt VandeBerg
	*	Devonte Young
Offensive Line (9)	***	Ike Boettger
	**	James Daniels
	**	Dalton Ferguson
	*	Lucas LeGrand
	***	Boone Myers
	*	Levi Paulsen
	**	Keegan Render
	*	Ross Reynolds
	***	Sean Welch

Defense (23)

Defensive End (3) --	**	Parker Hesse
	*	Anthony Nelson
	**	Matt Nelson
Defensive Line (5) --	**	Nathan Bazata
	**	Sam Brincks
	*	Jake Hulett
	*	Garret Jansen
	*	Cedrick Lattimore
Linebacker (7) --	***	Bo Bower
	*	Jack Hockaday
	***	Josey Jewell
	*	Amani Jones
	**	Aaron Mends
	***	Ben Niemann
	*	Kristian Welch
Defensive Back (8)	*	Jake Gervase
	*	Amani Hooker
	**	Josh Jackson
	*	Michael Ojemudia
	*	Manny Rugamba
	**	Brandon Snyder
	***	Miles Taylor
	**	Kevin Ward

Specialists (3)

Kicker (2) --	*	Keith Duncan
	*	Miguel Recinos
Long Snaps (1) --	***	Tyler Kluver

Returning Lettermen Breakdown (47)

3-year Lettermen:	9
2-year Lettermen:	13
1-year Lettermen:	25

Lettermen Lost (18)

Offense (12)

Quarterback (1) --	****	C.J. Beathard
Wide Receiver (4) --	****	Riley McCarron
	*	Jonathan Parker
	*	Jay Scheel
	**	Jerminic Smith
Running Back (2) --	**	LeShun Daniels, Jr.
	**	Derrick Mitchell, Jr.
Offensive Line (4) --	***	Cole Croston
	**	Steve Ferentz
	*	Mitch Kepny
	***	Ryan Ward
Tight End (1) --	****	George Kittle

Defense (5)

Defensive Tackle (2) --	**	Faith Ekakitie
	***	Jaleel Johnson
Defensive Back (3)	***	Anthony Gair
	****	Desmond King
	***	Greg Mabin

Specialists (1)

Kicker (1) --	*	Ron Coluzzi
---------------	---	-------------

* -- indicates letters earned

Starters Information

Starters Returning (13)

*Reflects 2016 final game line-up.
Number of 2016 starts in (),
followed by career starts*

Offense (6)

Fullback	Drake Kulick (6, 6)
Wide Receiver	Matt VandeBerg (2, 18)
Offensive Line	Ike Boettger (11, 19)
	James Daniels (11, 13)
	Boone Myers (22, 22)
	Sean Welch (12, 35)

Defense (8)

Defensive Line	Nathan Bazata (10, 24)
	Matt Nelson (13, 13)
	Parker Hesse (12, 21)
Linebacker	Bo Bower (13, 26)
	Josey Jewell (13, 31)
	Ben Niemann (13, 27)
Defensive Back	Brandon Snyder (13, 13)
	Miles Taylor (10, 23)

Starters Lost (10, includes 1 specialist)

Offense (6)

Quarterback	C.J. Beathard (13, 28)
Running Back	LeShun Daniels, Jr. (11, 17)
Wide Receiver	Riley McCarron (12, 13)
	Jerminic Smith (9, 11)
Tight End	George Kittle (11, 18)
Offensive Line	Cole Croston (7, 17)

Defense (3)

Defensive Line	Jaleel Johnson (13, 27)
Defensive Back	Desmond King (13, 51)
	Greg Mabin (9, 35)

Specialists (1)

Punter	Ron Coluzzi (13, 13)
--------	----------------------

Others Returning with Starting Experience

(Number of 2016 starts in (), followed by career starts)

Offense (6)

Offensive Line	Lucas LeGrand (2, 2)
	Levi Paulsen (1, 1)
	Keegan Render (7, 7)
Running Back	Akrum Wadley (1, 4)
Fullback	Brady Ross (1, 1)
Tight End	Peter Pekar (8, 8)
	Nate Wieting (3, 3)

Defense (3)

Defensive End	Anthony Nelson (1, 1)
Defensive Back	Josh Jackson (1, 1)
	Manny Rugamba (3, 3)

OFFENSE

Pos.	No.	Name	Ht.	Wt.	Yr.	Hometown (Previous School)
SE	89	*** Matt VandeBerg	6-1	195	Sr.	Brandon, S.D. (Brandon Valley)
	82	** Adrian Falconer ^	6-1	192	Jr.	Leesburg, Fla. (Leesburg)
TE	87	* Noah Fant ^	6-5	232	So.	Omaha, Neb. (Omaha South)
	39	* Nate Wieting	6-4	250	So.	Rockford, Ill. (Lutheran)
LT	52	*** Boone Myers	6-5	310	Sr.	Webster City, Iowa (Webster City)
	77	Alaric Jackson	6-7	320	#Fr.	Detroit, Mich. (Renaissance)
LG	69	** Keegan Render	6-4	310	Jr.	Indianola, Iowa (Indianola)
	59	* Ross Reynolds	6-4	300	Jr.	Waukee, Iowa (Waukee)
C	78	** James Daniels ^	6-4	295	Jr.	Warren, Ohio (Harding)
	63	Spencer Williams	6-3	295	#Fr.	Cedar Falls, Iowa (Cedar Falls)
	61	Cole Banwart	6-4	295	#Fr.	Ottosen, Iowa (Algona)
RG	79	*** Sean Welsh	6-3	295	Sr.	Springboro, Ohio (Springboro)
	66	* Levi Paulsen	6-5	305	So.	Moville, Iowa (Woodbury Central)
RT	75	*** Ike Boettger	6-6	307	Sr.	Cedar Falls, Iowa (Cedar Falls)
	70	* Lucas LeGrand	6-5	295	Jr.	Dubuque, Iowa (Senior)
TE	38	T.J. Hockenson	6-5	243	#Fr.	Chariton, Iowa (Chariton)
	86	* Peter Pekar	6-4	252	Sr.	Greendale, Wis. (Greendale)
WR	84	Nick Easley	5-11	203	Jr.	Newton, Iowa (Iowa Western CC)
	80	* Devonte Young ^	6-0	200	So.	Waldorf, Md. (North Point)
QB	4	Nathan Stanley ^	6-5	235	So.	Menomonie, Wis. (Menomonie)
	8	* Tyler Wiegiers	6-4	225	Jr.	Lake Orion, Mich. (Detroit Country Day)
RB	25	** Akrum Wadley	5-11	195	Sr.	Newark, N.J. (Weequahic)
	28	Toren Young	5-11	220	#Fr.	Madison, Wis. (Monona Grove)
	22	Toks Akinribade ^	6-0	208	So.	Brownsburg, Ind. (Brownsburg)
FB	45	* Drake Kulick	6-1	240	Sr.	Muscatine, Iowa (Muscatine)
	36	* Brady Ross	6-1	245	So.	Humboldt, Iowa (Humboldt)
	46	* Austin Kelly	5-11	245	Jr.	Hickory Hills, Ill. (Stagg)
PK	3	* Keith Duncan ^	5-11	173	So.	Weddington, N.C. (Weddington)
	91	* Miguel Recinos	6-1	192	Jr.	Mason City, Iowa (Mason City)
	94	Caleb Shudak	5-8	175	#Fr.	Council Bluffs, Iowa (Lewis Central)

DEFENSE

Pos.	No.	Name	Ht.	Wt.	Yr.	Hometown (Previous School)
LE	96	** Matt Nelson	6-8	285	Jr.	Cedar Rapids, Iowa (Xavier)
OR	98	* Anthony Nelson	6-7	260	So.	Urbandale, Iowa (Waukee)
LT	95	* Cedrick Lattimore ^	6-5	295	So.	Redford, Mich. (East English Village)
	91	Brady Reiff	6-3	260	So.	Parkston, S.D. (Parkston)
RT	99	** Nathan Bazata	6-2	287	Sr.	Howells, Neb. (Howells-Dodge)
	53	* Garret Jansen	6-2	280	So.	Pella, Iowa (Pella)
RE	40	** Parker Hesse	6-3	257	Jr.	Waukon, Iowa (Waukon)
	90	** Sam Brincks	6-5	275	Jr.	Carroll, Iowa (Kuemper)
OLB	44	*** Ben Niemann ^	6-3	233	Sr.	Sycamore, Illinois (Sycamore)
	26	** Kevin Ward	6-1	217	Sr.	Homer Glen, Ill. (Providence Catholic)
MLB	43	*** Josey Jewell	6-2	236	Sr.	Decorah, Iowa (Decorah)
	48	* Jack Hockaday ^	6-1	232	Jr.	Forsyth, Ill. (Maroa-Forsyth)
	34	* Kristian Welch ^	6-3	232	So.	Iola, Wis. (Iola-Scandinavia)
WLB	41	*** Bo Bower	6-1	235	Sr.	West Branch, Iowa (West Branch)
	52	* Amani Jones ^	6-0	235	So.	Chicago, Ill. (Phillips)
	31	** Aaron Mends	6-0	227	Jr.	Kansas City, Mo. (Winnetonka)
LC	15	** Joshua Jackson	6-1	192	Jr.	Corinth, Texas (Lake Dallas)
	11	* Michael Ojemudia	6-2	200	So.	Farmington Hills, Mich. (Harrison)
SS	19	*** Miles Taylor ^	5-10	203	Sr.	Silver Spring, Md. (Gonzaga College HS)
	33	Noah Clayberg ^	5-11	209	Fr.	Pella, Iowa (Pella)
FS	30	* Jake Gervase	6-1	210	Jr.	Davenport, Iowa (Assumption)
	27	* Amani Hooker ^	6-0	210	So.	Minneapolis, Minn. (Park Center)
RC	5	* Manny Rugamba ^	6-0	185	So.	Naperville, Ill. (Naperville Central)
	20	Cedric Boswell	5-11	187	#Fr.	Beverly Hills, Mich. (Groves)
PT	7	Colten Rastetter	6-2	210	So.	Guttenberg, Iowa (Clayton Ridge)

Punt/Kickoff Returns: 80 Devonte Young
 89 Matt VandeBerg

Deep Snaps: 97 Tyler Kluver **Holder:** 7 Colten Rastetter
 * -- Letters won, ^ -- Redshirt year still available, # -- Indicates redshirt freshman

Iowa returns 14 starters and 47 lettermen as it prepares for the 2017 season, the 19th season for head coach Kirk Ferentz as leader of the program.

In 2016, Iowa participated in its fourth straight January bowl game, concluding the season in the 2017 Outback Bowl. Iowa has been invited to 14 bowl games since 2001, including 10 January bowl games. The Hawkeyes have won 20 games over the past two seasons, winning the West Division title in 2015 and placing second a year ago.

Iowa returns eight starters on defense and six on offense. The 47 returning lettermen include 22 on offense and 23 on defense, to go with three specialists. Eighteen lettermen are gone from 2016, including 12 on offense, five on defense, and one specialist.

In 2016, Iowa closed the regular season with three straight wins, including home victories over No. 2 Michigan and No. 15 Nebraska. The Hawkeyes won three of four rivalry trophy games, increasing their record to 7-1 in those games over the past two seasons.

The Hawkeyes have posted six bowl wins (third most in the Big Ten since 2001) under Ferentz. He has posted a 135-92 record with the Hawkeyes, including a 133-74 mark over the past 16 seasons, and an 82-63 conference record. Iowa has played in 14 bowl games under Ferentz, with four January bowl victories and three BCS bowl games. Ferentz's six bowl victories tie for third-most all-time among Big Ten coaches.

Iowa's defense returns eight starters from 2016, led by leading tackler in linebacker Josey Jewell. Jewell earned second-team All-Big Ten honors for the second straight season after ranking second in the conference in tackles, and was a finalist for the Butkus Award. The Hawkeyes return all three linebackers, three defensive linemen, and two members of the secondary.

The Hawkeye offense featured two players who rushed for more than 1,000 yards in 2016, with senior Akrum Wadley returning for his final season. The Iowa offense also returns four starters from the offensive line unit that earned the Joe Moore Award, fullback Drake Kulick, and wide receiver Matt Vandenberg, who played in just four games last season due to injury.

The Hawkeye special teams will be without punter Ron Coluzzi, but return sophomore Keith Duncan, who earned the place kicking job after joining the team as a walk-on. Long snapper Tyler Kluver returns after handling snaps each of the past two seasons. Departed senior Desmond King handled nearly all of Iowa's punt and kickoff returns the past two seasons.

Along with Jewell, a number of returning players earned all-conference honors in 2016. Third team honors went to Wadley and offensive linemen Sean Welsh and James Daniels. Honorable mention recognition included defensive tackle Nathan Bazata, offensive lineman Ike Boettger, and defensive end Parker Hesse.

KIRK COMMENTS:

"I think we got a lot accomplished in the five weeks we were practicing. Football is a sport where you have to practice to see where you are, and what kind of growth the players are making. That is one of the great things about spring practice, the opportunity to see how players have improved since last season. And one thing about spring, rarely does it all look smooth and in sync that is not the nature of spring practice and that is not the focus. It gives us the chance to evaluate, and put them in different situations and see what improvement they have made. The good news is that we saw a lot of individual improvement and growth."

At the same time, we enter the fall with a lot up in the air; we have a number of positions where we don't have much experience, where we're going to need to make progress. From now until August, similar to Jan. 1 to spring, it's an opportunity for players to improve. Based on experience, I believe we will see a lot of guys come back in August further along than where they ended up in the spring."

Iowa's coaching staff has seen a number of changes occur since the conclusion of the 2016 season. With the retirement of Greg Davis, Brian Ferentz has moved from offensive line coach to offensive coordinator and running backs coach, while Ken O'Keefe returns to coach quarterbacks. O'Keefe was Iowa's offensive coordinator from 1999-2001. Tim Polasek (offensive line) and Kelton Copeland (wide receivers) are new to the staff. LeVar Woods will continue to coach tight ends and also now serves as special teams coordinator.

Defensively, Phil Parker is in his sixth season as coordinator and will continue to coach the defensive backs. Seth Wallace is in his second year as linebackers coach and is also assistant defensive coordinator. Veteran Reese Morgan coaches the defensive line. Kelvin Bell is in his second year as recruiting coordinator and will again assist with the defensive line.

KIRK COMMENTS:

"Spring was helpful for our staff, along with the months leading up to practice, in getting to know each other and working together. Its two different studies, where we have everybody back on defense, teaching and coaching the same positions and players, while on offense we have a number of changes. LeVar is the only guy in the same chair as he was last year, and he has gained more responsibilities as special teams coordinator. He had some new territory to be involved with, and did a really nice job with that transition, the players took to him really well. He'll continue with that this fall, with Seth handling the punt team, which he has done the last couple of years. I feel good about that transition as well."

The discussions and meetings leading up to spring practice were productive, and fun to be part of. Certainly for the coaches working together for 15 practices, that was helpful to get a feel for each other. And then for the players, not only looking at new players to get more exposure and work, but everybody was learning a new system, veteran and young players on offense, learning new terminology, a new system. Overall, it was a productive spring."

Here is a look at the Hawkeyes, position-by-position:

QUARTERBACK

With the departure of C.J. Beathard, the Hawkeyes will be led by a first-year starter in 2017. Sophomore Nathan Stanley (6-5, 212) saw limited action in seven games as a true freshman, completing 5-of-9 pass attempts for 62 yards, and is listed on top of the depth chart in a very close battle. Junior Tyler Wieggers (6-4, 225) did not see action a year ago, but more than held his own during the spring. Wieggers completed 3-of-4 passes for 32 yards in four games in 2015.

KIRK COMMENTS:

"One thing for sure, we will have a new starter. At this point we're not sure who it is. Both Nate and Tyler have done some good things, yet both are still trying to get their feet firmly on the ground. We were pleased with the way both competed this spring. Somewhere in camp we will have to make a decision. With quarterbacks going through spring practice, the gap between now and August can really give them the chance to improve, and I think we will see both players perform better, have more confidence, and be more decisive when we get going in August."

RUNNING BACK

Iowa returns its leading rusher in senior Akrum Wadley (5-11, 195). Wadley rushed for 1,081 yards and 10 touchdowns a year ago, and was second on the team in receptions (36-316-3 TDs). He averaged 6.4 yards per rush and enters the season with 1,763 career rushing yards and 132 career points.

The loss at running back is the graduation of LeShun Daniels, Jr., who rushed for 1,058 yards in his final season; while matching Wadley with 10 rushing touchdowns.

Wadley had the best season of his career as a junior. He rushed for more than 100 yards in six games, with a season high of 176 yards in a win at Purdue. He led the Hawkeye offense in the upset of No. 2 Michigan, rushing for 115 yards and making five receptions for 52 yards and a touchdown.

Redshirt freshmen Toren Young (5-11, 220) played well in the spring and is listed behind Wadley and ahead of sophomore Toks Akinribade (6-0 208), who saw action in six games last season as a true freshman, rushing 16 times for 33 yards.

KIRK COMMENTS:

"Akrum was very limited in the spring, and he is now fully healthy. He's bigger, more mature; with each month he has improved as a player. Holding him out of contact gave us an opportunity to look at the two first-year guys from last season. Toks and Toren are different type players; both were productive in their own right. I think Toren had the chance to catch up this spring, from running with the scout team last fall while Toks was with the offense. They are on equal footing and both did a good job in the spring. They are two players we expect to improve before we begin in August."

It's fair to say we will get Akrum exposure. Be it handing it to him, or throwing it to him, he will be involved. Even going back to Shonn Greene, who did have the capability to carry it a lot of times, we still needed someone to go in there, and Jewel Hampton did a good job that year in spelling him, giving him a break. It's imperative to have two backs we can count on."

In general terms with our first-year guys, our perimeter players, which I include the running backs in that, along with receivers and defensive backs, we have an open mind for first-year players at those positions. For us to be successful, we are going to need some contributions. Running back, receivers, defensive secondary, will be spots where I envision some guys contributing. They are going to have to earn that right in preseason camp; and hopefully they can help fortify our football team."

FULLBACK

Two players who shared the fullback position in 2016 return in senior Drake Kulick (6-1, 240) and sophomore Brady Ross (6-1, 245). Kulick started six games before being injured in the final regular season game and missing the Outback Bowl. Both Kulick and Ross had just one rushing attempt in 2016, but both also were involved in special teams play. Kulick missed spring practice due to his injury in the Nebraska game. He is listed ahead of Ross and junior Austin Kelly (5-11, 245) on the depth chart.

KIRK COMMENTS:

"Drake missed spring practice due to his injury, but he should be full speed this summer and ready to start camp. Brady Ross was able to gain experience a year ago and played well also. Austin Kelly contributed on special teams last season as well. All three have the skill set to contribute at the fullback position."

TIGHT END

For the second straight year, the Hawkeyes lost a valuable tight end to graduation, but also for a second straight year, there are a number of qualified candidates to step in moving forward. With the loss of George Kittle, Iowa will need to replace his 22 receptions for 314 yards and four touchdowns.

Redshirt freshman T.J. Hockenson (6-5, 243) is listed ahead of senior Peter Pekar (6-4, 252) at one of two tight end spots on the depth chart. Pekar started eight games a year ago, but had just one reception. Sophomore Noah Fant (6-5, 232) is listed ahead of sophomore Nate Wieting (6-4, 250) at the other tight end spot on the depth chart. Fant recorded nine receptions for 70 yards and a touchdown as a true freshman. Wieting started three games in 2016, but had no receptions. Wieting missed spring practice due to medical reasons.

KIRK COMMENTS:

"We were pleased with progress of the whole group; it's a young group and fairly inexperienced. One guy who wasn't out there, Nate Wieting was out due to injury, but his recovery is going well and he should be full speed in June. We saw a lot of progress from the group; Peter Pekar did a nice job, he has been a valuable player and contributor. Noah Fant played as a true freshman and continues to grow and does a lot of nice things. Nate played last year and contributed. T.J. Hockenson redshirted last year, and similar to Toren Young, was doing a lot of good things in the fall. We saw good production, a lot of positives in the spring. We feel T.J. has a chance to be a solid contributor for us."

WIDE RECEIVER

Returning senior Matt VandeBerg (6-1, 195) and two lettermen are among the returning wide receivers working with first-year assistant coach Kelton Copeland. The Hawkeyes must replace Riley McCarron, who led the team with 42 receptions for 517 yards and four touchdowns. McCarron also played a key role in Iowa's kickoff and punt return game.

VandeBerg is a three-year letterman, who returns for a fifth season. VandeBerg led the Hawkeyes in receiving through four games in 2016 with 19 receptions for 284 yards and three touchdowns. He suffered a foot injury in practice and missed the final nine games.

VandeBerg's career numbers include 106 receptions for 1,302 yards and eight touchdowns. He is tied for 19th in career receptions and ranks 27th in career yards. As a junior, he led the team with 65 catches for 703 yards and four touchdowns.

Junior Adrian Falconer (6-1, 192) is a two-year letterman and sophomore Devonte Young (6-0, 200) earned his first letter last season as a true freshman.

Junior Nick Easley (5-11, 203) joined the team in the spring and earned the top spot at wide receiver following the spring.

KIRK COMMENTS:

"This would clearly be our area of least experience, especially in the spring with Matt VandeBerg being out. His recovery is going well; we expect to get him back and that will be a big plus for us. We were impressed with Nick Easley, he transferred in from Iowa Western and did a nice job throughout the spring. Adrian Falconer and Devonte Young did some good things as well. Outside of Matt this is a very young group, an inexperienced group. The good news is that they can all make a lot of improvement and growth, and they are going to need to do that. I think they will in time, but we are not there yet.

There is new terminology, new concepts, and that will continue to get easier for everybody as we move forward. There was a lot of new stuff coming at them in the spring. Based on our depth, we will give all four of the new guys a chance to compete; we'll see who can fit in and make the adjustments. Matt was able to do it when he came in, and historically we have had some young receivers play."

OFFENSIVE LINE

Experience should be a strength for Iowa's offense line unit, as the new face among the group is first-year assistant coach Tim Polasek. Polasek joined the staff after several seasons as the offensive coordinator at North Dakota State.

The Hawkeyes return four starters from the group that was recognized with the Joe Moore Award, signifying the best offensive line in college football in 2016. There are 10 lettermen in the group, including seven players who have started at least one game. The most significant loss is Cole Croston, who started 18 games over the final two years of his career before graduating.

The returning players include senior guard Sean Welsh (6-3, 295) a three-year letterman that has 35 career starts. Welsh earned third-team All-Big Ten honors a year ago and has played both guard and tackle. He is listed as the starter at right guard, ahead of sophomore Levi Paulsen (6-5, 305). Paulsen had his only start last year in a 28-0 win at Illinois.

Seniors Ike Boettger (6-6, 307) and Boone Myers (6-5, 310) are experienced tackles, as Boettger has 22 career starts and Myers has 19. Boettger earned honorable-mention All-Big Ten recognition a year ago while playing primarily right tackle, while also seeing time at both guard and tackle on the left side last season. He is listed as the starter at right tackle, ahead of junior Lucas LeGrand (6-5, 295). LeGrand started two games at center in 2016. Myers is listed at left tackle ahead of redshirt freshman Alaric Jackson (6-7, 320).

Center James Daniels (6-4, 295) started all 11 games in which he played last season; he missed two early season games because of injury. Daniels returned to the lineup and earned third-team All-Big Ten recognition. Daniels has started 13 games over the last two seasons, playing as a true freshman in 2015. He has been named to the 2017 Rimington Award Watch List.

Junior Keegan Render (6-4, 310) is listed with the first team at left guard, ahead of classmate Ross Reynolds (6-4, 300). Render made six starts at left guard and one at right guard a year ago.

Reynolds and redshirt freshmen Cole Banwart (6-4, 295) and Spencer Williams (6-3, 295) played well in the spring. Williams and Banwart are listed second and third, respectively, behind Daniels at center.

Junior Dalton Ferguson (6-4, 312) suffered a major injury during spring drills and will likely miss the season.

KIRK COMMENTS:

"Our deepest experience is in the offensive and defensive lines, fullback, and the linebacker positions on defense. We made good progress this spring; we had good leadership from the whole group. We have three seniors in the group who have played a lot of good football for us. We were pleased with the way the backups progressed; it was a good 15 days to watch them improve in the spring. Ross Reynolds is one of the most improved after a solid spring. Keegan Render did a good job, but Ross is right behind him, moving along nicely. Levi Paulsen played last year and improved, Spencer Williams and Cole Banwart, did a good job. Alaric Jackson is a redshirt freshman also. It was good to get him a lot of quality work with the second group."

DEFENSIVE LINE

Three of four starters return to the defensive front, but developing depth among the younger players will be a priority. The two losses include tackles Jaleel Johnson and Faith Ekakitie. Johnson earned first-team All-Big Ten honors as a senior, while Ekakitie played his best football in his final season. Johnson was selected in the fourth round of the NFL Draft, while Ekakitie was the first overall pick in the CFL Draft.

The lone returning tackle with starting experience is senior Nathan Bazata (6-2, 287), who has started 24 games over the past two seasons. He recorded 39 tackles a year ago, including three tackles for loss and three pass break-ups.

Cedrick Lattimore (6-5, 295) saw action in six games as a true freshman and is listed as the starter next to Bazata heading. Sophomores Garret Jansen (6-2, 280) and Brady Reiff saw limited action in the fall and are listed on the second line of the depth chart at the tackle spots.

Senior Jake Hulett (6-3, 289) missed last season due to injury and is expected to be back at full speed when fall camp opens.

Junior Parker Hesse (6-3, 257) returns at one end spot after starting 21 games over the past two seasons. Hesse recorded 37 tackles last season, with eight tackles for loss and four sacks. He also added three pass break-ups, and one forced and one recovered fumble while earning honorable-mention All-Big Ten recognition. He is listed ahead of junior Sam Brincks (6-5, 275), who saw limited action in all 13 games, primarily on special teams. Sophomore Anthony Nelson (6-7, 260) and junior Matt Nelson (6-8, 285) share the opposite end position. Matt started all 13 games a year ago; recording 43 tackles, including 6.5 tackles for loss and 5.5 sacks, along with two recovered fumbles.

Anthony played in all 13 games, with one start. He totaled eight tackles for loss and six sacks among his 33 tackles, while forcing a pair of fumbles.

Additional candidates to add depth at the end position include redshirt freshmen Chauncey Golston (6-5, 255) and Brandon Simon (6-1, 240).

KIRK COMMENTS:

"Similar to Akrum, we held Nathan Bazata out during the spring due to injury. Our priority was to get him healthy; we've seen him play, we know what he can do. We are counting on him as a leader and as a good football player. That aside, we saw some good things from Cedrick Lattimore, Brady Reiff, and Garret Jansen, those three ascended and did a good job throughout the spring. Jake Hulett was working back from missing all fall with a leg injury in the fall and performed better towards the end of spring. I think he will factor in our depth as well. We are not there yet, but I feel this group will be just fine.

I believe we have three starters at end right now with Matt and Anthony Nelson, and Parker Hesse. Those guys have played a lot of good football already; we feel good about them. Sam Brincks has continued to improve with every phase of the progression; we thought he had a good spring, too. We feel like we have a good group of four. A couple of young guys who might factor in also are Brandon Simon and Chauncey Golston, they have done some good things.

I feel like we have a shot up front with some of the young guys. Overall that group has a chance to shape into a solid group."

LINEBACKERS (Includes outside linebackers)

The linebacker position is the most experienced position group returning for the Hawkeyes. All three returning starters are seniors and have a combined 84 starts over the last three seasons.

Josey Jewell (6-2, 236) has started 31 consecutive games at middle linebacker, earning second-team All-Big Ten honors in each of the past two years. He was second in the league in tackles as a junior with 124. He had six tackles for loss, led the team with nine pass break-ups, and added a blocked field goal.

Jewell earned fourth-team All-America recognition from several publications, and was one of five finalists (the only Big Ten player) for the Butkus Award. He is the only Hawkeye under Ferentz to be named a team captain as a sophomore and is likely to be a three-time captain in 2017. He is also a three-time Academic All-Big Ten honoree.

Niemann (6-3, 233) is right behind Jewell with 27 consecutive starts at the outside position. Niemann ranked fourth in tackles (69) last season, while recording one interception and four break-ups.

The third returning starter is Bo Bower (6-1, 235), who has 26 career starts, including all 13 games a year ago. Bower recorded 91 tackles to rank second on the team last season.

The middle linebacker spot on the depth chart behind Jewell includes junior Jack Hockaday (6-1, 232) ahead of sophomore Kristian Welch (6-3, 232).

Senior Kevin Ward (6-1, 217) is listed behind Niemann on the outside. Ward saw extensive action on special teams a year ago and has made strides since moving from the secondary.

The weakside depth includes sophomore Amani Jones (6-0, 235) and junior Aaron Mendis (6-0, 227) listed behind Bower. Both Welch and Jones saw action last season as true freshmen.

KIRK COMMENTS:

"I can't remember the last time we had four seniors in the group, with the three starters plus Kevin Ward, who has done a nice job. We feel good about that group, and they practiced well this spring. Ben Niemann is back healthy, which for a lot of last year he was not at full speed, and that affected his performance. He was looking like himself towards the end of the season, if you will, and did a nice job this spring. Josey is one heck of a football

player, and Bo really works extremely hard as well. Those four have all done a nice job; we have a good feel for those four.

The question there is the depth behind those four. We have had good competition there, but we have to figure out during camp who is the next man at all three of those positions.

I think there are some parallels with our 2013 group of seniors. Christian (Kirksey) had been steady, much like Niemann at the same position, they are the same type of guys. James Morris got thrown in early in his career, much like Desmond King, and Josey has played well for a long time. Anthony Hitchens was the guy that from junior year to senior year made a huge jump, and Bo has done a nice job of moving along, too. That gave us a pretty formidable group of linebackers. Hopefully these guys can rival the production that group had.

We saw some improvement in the spring with the young guys, they all do some things well; it's a matter of putting everything together. It's still cloudy as to who is the second guy at each position. We have 20-plus days to let them compete in camp; we will be looking hard to see their progress. When you have seniors graduating, you want to see who is going to be that next person to step in."

DEFENSIVE BACKS

Iowa expected to return its two starting safeties, but Brandon Snyder suffered a knee injury during the spring. The Hawkeyes must also replace All-American Desmond King and three-year starter Greg Mabin at the corner positions.

King started a school-record 51 games over the last four seasons, earning first-team All-America honors each of the past two seasons. He won the Jim Thorpe Award in 2015 when he was a consensus All-America selection. Along with his defensive skills, King was also one of the top punt and kick return specialists in the nation over the past two seasons.

Mabin was a steady performer at the corner opposite of King. He started 35 career games before missing the final four games of his senior season because of injury. Despite missing the end of the season, Mabin garnered honorable-mention All-Big Ten recognition.

The returning starter include senior Miles Taylor (5-10, 203) at strong safety. Taylor missed the majority of the final four games of the season, but still recorded 45 tackles in his second year as a starter. He is listed ahead of freshman Noah Clayberg (5-11, 209), who joined the team for spring practice.

Snyder started all 13 games in his first year as a starter, and his injury makes the secondary that much less experienced. Junior Jake Gervase (6-1, 210) and sophomore Amani Hooker (6-0, 210) are listed at the free safety position. Gervase and Hooker played primarily on special teams a year ago.

Sophomore Manny Rugamba (6-0, 185) had a solid season in his first campaign and is listed at the starter at right cornerback. He started three games in Mabin's absence before missing the bowl game because of injury. Rugamba collected 19 tackles and two interceptions in his first season, and is listed ahead of redshirt freshman Cedric Boswell (5-11, 187).

Junior Joshua Jackson (6-1, 192) is listed ahead of sophomore Michael Ojemudia (6-2, 200) on the top line at the opposite corner. Jackson made his first career start in the Outback Bowl and responded with three tackles, including one tackle for loss. Ojemudia recorded five tackles a year ago while playing primarily on special teams in all 13 games.

KIRK COMMENTS:

"With Brandon's injury in the spring, we went from having two returning safeties to just one. In reality, we'll have three new starters in the secondary to go with Miles, who is a senior and an experienced player. Outside of that, we are young and very inexperienced. One injury has changed the complexion of things. We have high hopes for our prospects, but still have a lot of work to do.

The safety position changed with Brandon's injury, but I feel like we have four guys who have done good things and have a chance to be good football players. That is a position where we will let them compete in camp, as far as between the two positions. It will be interesting to see what it looks like at the safety positions at the end of the August.

Josh Jackson and Manny Rugamba at cornerback did some good things in game competition last year at the end of the season, and they have built on that and improved throughout the spring. They still don't have a lot of experience; they are good prospects, but hardly seasoned veterans. Michael Ojemudia has done some good things. I think we have three guys we could go with, so we have to develop some depth there.

I can see some young players coming in and helping us out this season on the outside, while we see which of the four safeties on the depth chart play which positions, they could move around. The four guys mentioned on the depth chart can all play good football for us."

SPECIAL TEAMS

Iowa returns kicker Keith Duncan and long snapper Tyler Kluver, but must replace punter Ron Coluzzi. As mentioned, King handled the majority of punt and kickoff returns the past two seasons, along with McCarron, who was also lost to graduation. VandeBerg has limited experience as a punt returner.

Coluzzi averaged 41.1 yards per punt in his only season at Iowa as a graduate transfer, while earning third-team All-Big Ten honors. Coluzzi placed 24 punts inside the 20 and had just five touchbacks, while forcing 36 opponent fair catches. He also handled kickoff duties, recording touchbacks on 65.6 percent of his kicks.

Duncan (5-11, 173) joined the program as a walk-on last fall and earned the place-kicking position. He made 38-of-39 PAT attempts and 9-of-11 field goals, the most notable coming on the final play in Iowa's 14-13 upset of second-ranked Michigan. Junior Miguel Recinos (6-1, 192) also made 1-of-3 field goal attempts a year ago. Redshirt freshman Caleb Shudak (5-8, 175) is listed third on the depth chart.

Colten Rastetter (6-2, 210) was Coluzzi's back-up a year ago, and had one punt for 42 yards. He is listed on the top line of the depth chart.

Kluver (6-0, 220) has handled deep snaps for all punts, PAT, and field goal attempts for the past two seasons, and serves as the leader of the special teams units.

KIRK COMMENTS:

"We were inconsistent in the spring but showed potential. We saw some promise and good things; we have seen some good things on the game field. But it's a position where all three guys are capable of being much better in August than they were in the spring. We'll let them come in and compete; it's an empty canvas. We will let that sort itself out in August, or even into the season.

Colton improved in the spring, and had his best day at the end in front of a crowd during the spring game. Right now it's his job to lose, but we'll let the freshmen come in and compete for that position, and he knows that. The goal is to have a good one-two punch.

One place we do have experience is with the deep snapper. Tyler has done a nice job with both short and deep snaps for two years. That is something we have never taken for granted. We are so fortunate to have had a run of good long snappers, and Tyler is in that group, he has done a consistent job.

We have to determine who our return guys might be, and that is up in the air heading into August. We feel we have guys who can perform well. It's a given we have to do a great job on special teams. I think we have a chance to have a good core group of special teams players. Between the defensive backs and linebackers, we have a good group where your specials teams have to begin."

THE SCHEDULE

Iowa's schedule includes nonconference home games against Wyoming (Sept. 2) and North Texas (Sept. 16), two teams that earned bowl invitations a year ago. Iowa's only nonconference road game is at Iowa State as part of the Iowa Corn Cy-Hawk Series.

Iowa will play five Big Ten Conference home games, including the initial league game of the season against defending champion Penn State (Sept. 23). Additional home games are against Illinois (Homecoming), Minnesota, Ohio State, and Purdue.

Iowa's conference road games are at Michigan State, Northwestern, Wisconsin, and Nebraska.

Penn State, Ohio State and Wisconsin each won 11 games in 2016, while Minnesota and Nebraska had nine wins. Wyoming totaled eight victories.

The Hawkeyes have sold out Kinnick Stadium in 67 of the last 92 games over the past 14 seasons and ranked 20th in the nation in home attendance in 2016. Since 2002, the Hawkeyes have a 75-27 (.735) home record.

KIRK COMMENTS:

"The nonconference schedule is strong. Craig Bohl was at North Dakota State; he helped build that program. He's doing the same thing at Wyoming, has built that program in a short period of time. Watching the NFL Draft, their quarterback is projected to be a top-five pick in 2018. Wyoming is a well-coached football team, and he's (Josh Allen) an excellent quarterback. We'll have a challenge right off the bat, and then go to Ames the following week, so our team has a lot of work to do in camp, that's for sure. That is what you expect. A tough opponent week in and week out, and if you look at our schedule that's what we have.

Big Ten games are what they are, very, very important. Our cross-over games are two teams that come in with high expectations, coming off great years last year, with a lot of good players returning. It's a very challenging, very competitive schedule, like most years."

HAWKEYE HISTORY

Iowa has played 1,220 games since beginning football in 1889. Iowa's overall record is 633-548-39 (.535). That includes a 397-216-16 (.641) record in home games, a 236-332-23 (.418) record in games away from Iowa City, a 320-369-25 (.464) mark in Big Ten games and a 280-180-15 (.600) record in Kinnick Stadium.

HAWKEYES RETURN NATION'S TOP OFFENSIVE LINE UNIT

Seniors Ike Boettger (LT, LG, RT), Boone Myers (LT, LG), and Sean Welsh (RG, RT); junior James Daniels (C), Lucas LeGrand (C), and Keegan Render (LG, RG); and sophomore Levi Paulsen (RG) all started in at least one game for an offensive line that won the Joe Moore Award in 2016. The Joe Moore Award honors offensive line units that display a high level of toughness, effort, teamwork, consistency, technique, and "finishing". It is the only major college football award to honor a unit.

The Hawkeyes were selected over national runner-up Alabama and third-ranked Ohio State. Iowa was selected by a voting committee comprised solely of people who played or coached the offensive line position, including all of the current offensive line coaches at the Division I/FBS level as well as former players, coaches and colleagues of Coach Moore, and select media. Iowa's offense averaged 171.8 rushing yards per game -- averaging 4.5 yards per carry, and more than two yards before contact -- and 325 yards total offense per game.

RUN AFTER HANDOFF, RUN AFTER CATCH, RETURN FOR SENIOR SEASON

Senior RB Akrum Wadley announced on Jan. 5 he would return to Iowa for his senior season. Wadley led the Hawkeyes in rushing yards (1,081) and all-purpose yards (1,396), and ranked second in receptions (36). All three totals were career highs. He scored 13 touchdowns, tied for sixth in the Big Ten, and was named third team All-Big Ten by Big Ten coaches. He currently ranks 18th in career rushing yards (1,763) and 20th in career scoring (132 points).

He combined for 25 catches, 199 yards receiving, and two receiving touchdowns the final six weeks of 2016. He posted career bests in receptions (7) and receiving yards (72) in Week 8 against Wisconsin, and shared the team lead with five receptions in Week 9 at Penn State (32 yards, TD). He led Iowa with five catches, 52 receiving yards, and scored the team's only touchdown (3-yard reception) against Michigan. Wadley entered the season with seven career receptions (93 yards, TD).

Wadley rushed 22 times for 115 yards against Florida at the 2017 Outback Bowl, exceeding the 1,000-yard mark for the first time in his career. He became the 47th Hawkeye in program history to rush for 1,000 yards in a single season.

FERENTZ TOPS IN LONGEVITY

Kirk Ferentz enters his 19th season as Iowa's head football coach. He is the longest tenured active head coach in college football. Ferentz was named Iowa head coach on Dec. 2, 1998. Gary Patterson of TCU is No. 2 in coaching tenure. Patterson's first year with the Horned Frogs was 2001. Among Big Ten coaches, only Pat Fitzgerald (2006) and Mark Dantonio (2007) have been at their current schools for 10 seasons or more.

FRESH ARMS, FRESH LEGS

Iowa's quarterbacks have a combined 13 career pass attempts. The Hawkeyes' receiving corps has one player with a career reception. That leads to an inexperienced group, but it also means many fresh faces can build on last year's 153.2 passing yards per game. A number that ranked 118th nationally and 13th in the Big Ten.

Sophomore Nathan Stanley was the only Hawkeye quarterback not named C.J. Beathard to attempt a pass in 2016. Stanley was 5-for-9 passing for 62 yards in seven games. He was the first true freshman to play quarterback since Drew Tate in 2003.

Junior Tyler Wieggers was Iowa's No. 2 quarterback in 2015, but sat behind Beathard and Stanley in 2016. He did not see any action last year, but was 3-for-4 passing for 32 yards in four appearances in 2015.

The Hawkeye quarterbacks will benefit from the return of senior Matt VandeBerg, who was granted a fifth-year medical redshirt after missing the final nine games in 2016 with an injury. VandeBerg led the Hawkeyes in receptions, receiving yards, and receiving touchdowns (19-285-3) before his injury. He is the only wide receiver on the team with a career reception. Senior Akrum Wadley, Iowa's starting running back, is Iowa's top returning receiver. Wadley has a career-best 36 receptions for 315 yards in 2016, both ranked second on the team.

BRIAN FERENTZ NAMED OFFENSIVE COORDINATOR

Brian Ferentz, a former Hawkeye football team captain and three year letterman for the University of Iowa football team, was named Iowa's offensive coordinator on Jan. 9, 2017. He also coaches Iowa's running backs.

Ferentz, the eldest son of UI head coach Kirk Ferentz, was an Iowa offensive lineman from 2011-15. He joined the Iowa coaching staff in 2012, serving as offensive line coach and adding the title of run-game coordinator in 2015.

In 2016, Iowa's offensive line was the recipient of the Joe Moore Award, which goes to the best offensive line in college football. Due to injuries Iowa was forced to use seven starting combinations on the offensive line, but the Hawkeyes were able to produce two 1,000-yard rushers in the same season for the first time in program history. The Hawkeyes were also a finalist for the Joe Moore Award in 2015.

Under Ferentz's direction, left tackle Brandon Scherff won the 2014 Outland Trophy, was the Rimington-Pace Offensive Lineman of the Year in the Big Ten; and earned unanimous consensus All-America honors. Scherff was the fifth player selected in the 2015 NFL Draft (Washington Redskins), while right tackle Andrew Donnal was selected by the St. Louis Rams in the fourth round. Center Austin Blythe was selected in the 2016 NFL Draft (Indianapolis).

Ferentz joined the Hawkeye staff after spending four years with the NFL's New England Patriots. He was recently recognized by ESPN.com as one of the top assistant coaches in the Big Ten Conference under the age of 40. Prior to joining the Hawkeyes staff, Ferentz worked under Patriots head coach Bill Belichick and current Houston Texans head coach Bill O'Brien, serving as New England's tight ends coach in 2011, helping the Patriots win the AFC championship and a spot in the 2012 Super Bowl. He was an offensive assistant coach in 2010, working exclusively with the tight ends.

WALLACE, WOODS ADD COORDINATOR TITLES

Tight ends coach LeVar Woods added the title of special teams coordinator in 2017. Woods had assisted with special teams since joining the coaching staff in 2012.

Linebackers coach Seth Wallace added the title of assistant defensive coordinator in 2017. Wallace was defensive coordinator at Valdosta State before joining the Hawkeye coaching staff in 2014. He was recruiting coordinator his first two seasons. He coached defensive backs in 2015 and has coached linebackers since 2016.

COPELAND, O'KEEFE, POLASEK JOIN COACHING STAFF

Iowa has three new faces on the 2017 coaching staff. Kelton Copeland will coach the Hawkeye receivers after spending the past four years at Northern Illinois. Ken O'Keefe is back on staff as quarterbacks coach. O'Keefe was Iowa's offensive coordinator from 1999-2011 and Iowa's quarterbacks coach from 2000-11. Tim Polasek, Iowa's offensive line coach, spent the past three seasons as North Dakota State's offensive coordinator.

BIG TEN BOWL GAMES SINCE 2001

Iowa has posted a 6-8 bowl record under head coach Kirk Ferentz. Since the 2001 season, only Ohio State and Wisconsin have won more bowl games (including the FBS championship game), than Iowa. The following is the record for Big Ten teams in bowl games since 2001:

Team	Record	Pct.	Team	Record	Pct.
Ohio State	8-7	.533	Wisconsin	7-8	.467
IOWA	6-8	.429	Purdue	3-5	.375
Rutgers	6-3	.667	Michigan	4-9	.308
Penn State	6-7	.462	Illinois	2-3	.400
Maryland	5-5	.500	Northwestern	2-7	.222
Michigan State	5-6	.455	Minnesota	5-7	.417
Nebraska	6-8	.429	Indiana	0-3	.000

IN THE RANKINGS

Iowa's 2017 schedule includes three schools that finished the 2016 season in the top 10 of the national rankings. They include No. 7 Penn State (9/23), No. 6 Ohio State (11/4), and No. 9 Wisconsin (11/11). Games against Penn State and Ohio State are at Kinnick Stadium. Iowa faces Wisconsin in Madison. These are Iowa's most recent wins versus nationally-ranked opponents:

Home:	40-10 over #15 Nebraska, 11/25/16
	14-13 over #2 Michigan, 11/12/16
	24-16 over #13 Michigan, 11/5/11
Road:	40-1 over #20 Northwestern, 10/17/15
	10-6 over #18 Wisconsin, 10/3/15
	38-28 over #24 Michigan, 10/16/10
Neutral:	27-24 over #12 Missouri, Insight Bowl, 12/28/10
	24-14 over #9 Georgia Tech, Orange Bowl, 1/5/10
	30-25 over #11 LSU, Capital One Bowl, 1/1/05

IOWA LEADERSHIP GROUP

The University of Iowa football program has 18 players in its 2017 Leadership Group, including 17 seniors and one junior. The purpose of the group is to assist in formulating policies, and being involved in team decision-making matters regarding the upcoming season. Players are selected by a team vote.

The seniors are DT Nathan Bazata, OL Ike Boettger, LB Bo Bower, OL Daniel Gaffey, DL Jake Hulett, LB Josey Jewell, LS Tyler Kluver, OL Boone Myers, LB Ben Niemann, TE Peter Pekar, SS Miles Taylor, WR Matt VandeBerg, RB Akrum Wadley, LB Kevin Ward, OL Sean Welsh, and TE Jon Wisnieski. The lone junior is FS Brandon Snyder.

BIG TEN PERFECTION

University of Iowa head coach Kirk Ferentz has twice navigated the Big Ten regular season schedule with an undefeated record. The Hawkeyes were 8-0 in 2002 and shared the Big Ten championship with Ohio State, and 8-0 in 2015, winning the Big Ten West Division title.

Since 1954, when the conference schedule expanded to seven games, only six Big Ten coaches, including Ferentz, have multiple undefeated Big Ten seasons.

Coch (School)	Record	Year
Duffy Daugherty (MSU)	7-0	1965
Duffy Daugherty (MSU)	7-0	1966
Kirk Ferentz (Iowa)	8-0	2002
Kirk Ferentz (Iowa)	8-0	2015
Woody Hayes (OSU)	7-0	1954
Woody Hayes (OSU)	7-0	1957
Woody Hayes (OSU)	7-0	1968
Woody Hayes (OSU)	7-0	1970
Woody Hayes (OSU)	8-0	1975
Urban Meyer (OSU)	8-0	2012
Urban Meyer (OSU)	8-0	2013
Urban Meyer (OSU)	8-0	2014
Bo Schembechler (Michigan)	8-0	1971
Bo Schembechler (Michigan)	8-0	1980
Bo Schembechler (Michigan)	8-0	1989
Jim Tressel (OSU)	8-0	2002
Jim Tressel (OSU)	8-0	2006

FERENTZ CLOSES ON BIG, HAWKEYE LEGENDS

Head coach Kirk Ferentz has 135 overall wins and 82 Big Ten wins as Iowa's head coach. The 82 conference wins rank sixth among the conference's all-time winningest coaches in Big Ten games.

Ferentz's 135 wins in all games played as a member of the Big Ten Conference rank seventh in league history and second all-time at Iowa. He is one victory from equaling Henry Williams of Minnesota, who won 136 games, and eight wins from tying Hayden Fry as the Hawkeyes' all-time winningest football coach.

Both Ferentz (135, 82) and Fry (143, 96) rank in the top seven in overall wins and Big Ten wins. Only Iowa and Michigan have two coaches ranked in the top 10 of both win categories (Bo Schembechler 194, 143; and Lloyd Carr 122, 81).

BACK ON CAMPUS

Four former players are on the University of Iowa football staff in 2017. Brian Ferentz, a three-year letterman from 2003-05, enters his sixth year on staff and first as offensive coordinator.

LeVar Woods, a three-year letterman from 1998-2000, enters his 10th year on the Iowa staff, his third coaching tight ends after coaching linebackers for three seasons. Woods was named Special Teams Coordinator in 2017. Woods rejoined the program as an administrative assistant in 2008.

Kelvin Bell joined the Iowa program as a defensive lineman in 2000, but had his career cut short due to injury. He returned to the program as a graduate assistant and served as director of on-campus recruiting from 2012-13 before being named recruiting coordinator and defensive assistant coach in February, 2016.

Broderick Binns, a four-year letterman from 2008-11, was named director of player development in April, 2016. Binns previously served as a graduate assistant in 2014 and 2015, working with the Hawkeye special teams.

FATHER'S FOOTSTEPS

Iowa has eight players on its 2017 roster whose father played for the Hawkeyes. WR Brandon Bishop (Willie in 1986), TE Drew Cook (Marv in 1985-88), DL A.J. Epenesa (Epenesa in 1997), LS Tyler Kluver (Todd in 1986-87), WR Henry Marchese (John in 1985), DE Anthony Nelson (Jeff in 1990-92), TE Peter Pekar (Jim in 1980-81), and QB Ryan Schmidt (Rick 1984-85).

VANDEBERG RETURNS FOR 5TH YEAR

Senior WR Matt VandeBerg missed Iowa's final nine games of 2016 due to a foot injury sustained in practice on Sept. 26. VandeBerg (6-1, 190), played in the first four games of the season, leading the team in receptions, receiving yards, and receiving touchdowns (19-284-3 TDs) before the injury.

On Dec. 21, the Big Ten Conference granted the University of Iowa's medical hardship waiver request on behalf of VandeBerg and granted the wide receiver a fifth year of eligibility.

VandeBerg has 106 career receptions, tying Quinn Early for 19th in program history. He has 1,302 career receiving yards, 27th in program history.

DEFENDING THE DEAN'S LIST

Of the 22 Hawkeye football student-athletes that made the UI Dean's during the 2016-17 academic year, 20 return in 2017-18. They include Toks Akinribade, Brandon Bishop, Sam Brincks, Drew Cook, James Daniels, Jake Hulett, Anthony Nelson, Matt Nelson, Levi Paulson, Colton Rastetter, Brady Reiff, Ryan Schmidt, Caleb Shudak, Brandon Snyder, Jacob Sobotka, Nathan Stanley, Jackson Subbert, Miles Taylor, Nate Wieting, and Jon Wisnieski.

KIRK FERENTZ RADIO SHOW

Iowa Coach Kirk Ferentz is featured on "Hawk Talk with Kirk Ferentz" each week during the regular season. The radio call-in show is hosted by Gary Dolphin, the play-by-play voice of the Iowa Hawkeyes. The show airs live each Wednesday at 6:30 p.m. from Carlos O'Kelly's in Iowa City.

IOWA PROGRAM NOTES

- The Hawkeyes have earned bowl eligibility in 15 of the last 16 seasons.
- Iowa played in the Big Ten title game for the first time in program history on Dec. 5, 2015. Iowa earned Big Ten Conference championships in 2002 and 2004 and placed second in 2009. Iowa (8-0, 2002; 8-0, 2015) is one of three Big Ten teams to post a perfect mark in conference play since 1998 (BCS era), joining Michigan State (1) and Ohio State (5).
- Since the start of the 2003 season, Iowa has 113 wins, a total that ranks 24th-best in the nation.
- Iowa has ranked in the top 10 in the final Associated Press and CNN/USA Today coaches polls five times since 2002, including a ranking of seventh in both polls at the conclusion of the 2009 season. Iowa ranked eighth in 2002, 2003 and 2004. The Hawkeyes finished 2015 ranked ninth in the AP poll and 10th in the USA Today Coaches Poll. In the Big Ten, only Ohio State has more top 10 finishes since 2002.
- Since 1936 when the first AP poll was released, Iowa has appeared in the poll 312 times, the fifth highest total in the Big Ten (Ohio State, Michigan, Wisconsin, and MSU). Iowa has been the top-ranked team in the country 11 times.
- Iowa set a school record with 12 wins in 2015. The Hawkeyes won 11 games in 2002 (11-2), and 2009 (11-2). In 2009, Iowa started 9-0 and won 10 regular season games for just the fourth time in school history.
- Iowa won 10 or more games in three consecutive years (2002-04) for the first time in school history.
- Kirk Ferentz has been named Big Ten Coach of the Year four times (2002, 2004, 2009, 2015) and was named National Coach of the Year in 2002 and 2015. Only Michigan's Bo Schembechler (6) has more conference coach of the year honors. Iowa's Hayden Fry and Penn State's Joe Paterno both won the award three times.
- Iowa has had eight national award winners under head coach Kirk Ferentz. They include Robert Gallery (2003 Outland, Top Lineman); Brad Banks (2002 Davey O'Brien, Top Quarterback; 2002 Associated Press National Player of the Year); Dallas Clark (2002 Mackey, Top Tight End); Nate Kaeding (2002 Groza, Top Kicker); Shonn Greene (2008 Doak Walker, Top Running Back); Brandon Scherff (2014 Outland, Top Lineman), Desmond King (2015 Jim Thorpe).
- Iowa's football record in the 2000 decade was 80-45 (.640), a record that ranks as the best decade in Iowa football history, based on total wins. Iowa posted a record of 77-40-4 (.652) during the 1980's and the Hawkeyes were 62-53-2 (.538) in the 1990's. Iowa is 54-37 (.593) since 2010.
- Part of the Hawkeyes' long term success is due to the stability in the program. Iowa has had just two head coaches since 1979. Hayden Fry took over prior to the 1979 season and coached through the 1998 season, posting a record of 143-89-6. Current coach Kirk Ferentz replaced Fry and is leading the program for the 19th season. Ferentz also served as Iowa's offensive line coach from 1981-89 under Fry.

IOWA FOOTBALL AND THE NFL

- Since 1999, Kirk Ferentz's first year as head coach, 120 former Hawkeyes have played in the NFL.
- At least one Iowa Hawkeye has been selected in every NFL Draft since 1978. Iowa's streak of 40 consecutive years with at least one selection ties as the seventh longest among all programs.
- Over the past 15 years, 137-of-154 (89 percent) of Iowa's senior starters have been drafted in the NFL or signed NFL free agent contracts.
- Over the past 10 years, Iowa has had 33 NFL Draft picks, second only to Ohio State (49) and tied with Penn State and Wisconsin.
- Since 2010, Iowa has had 30 players drafted in the NFL. Among Big Ten teams, only Ohio State has had more draft picks in that same time span (46). Michigan has also had 30 players selected in the NFL draft since 2010.
- Iowa has had four first round picks in the last eight NFL drafts -- OL Bryan Bulaga, 2010; DE Adrian Clayborn, 2011; OL Riley Reiff, 2012; OL Brandon Scherff, 2015. Only Ohio State (7) and Wisconsin (5) have more among Big Ten schools.
- Iowa had six players drafted in the 2012 NFL Draft, which tied for the most in the Big Ten and tied for fourth in the country.
- Former Hawkeye Marshal Yanda (Baltimore OL) is a six-time Pro-Bowler (2011-16) and was named NFL All-Pro in 2012, 2013, 2014, 2015, and 2016.
- In NFL 2011 regular season statistics, former Hawkeye linebackers Chad Greenway (Minnesota) and Pat Angerer (Indianapolis) finished third and fourth, respectively, in tackles. Greenway was named to the Pro Bowl in 2012 and 2013.
- Three former Hawkeyes were involved in the 2012 Super Bowl. DB Tyler Sash played for the Super Bowl champion New York Giants, while LB Jeff Tarpinian was on the injured reserve roster of the New England Patriots. Former Iowa center Brian Ferentz, now is his fourth year as Iowa's offensive line coach, was New England's tight ends coach.
- Former Iowa DB Sean Considine and OL Marshal Yanda won Super Bowl rings with the 2012 Baltimore Ravens in the 2013 Super Bowl.
- Former Iowa LB James Morris (injured reserve) earned a Super Bowl ring with the New England Patriots in 2015. Former TE Tony Moeaki played for the Seattle Seahawks in the same game.
- Former center James Ferentz was a member of the 2016 Super Bowl champion Denver Broncos.
- Former DT Jonathan Babineaux played for the Atlanta Falcons in Super Bowl LI. Former DT Adrian Clayborn and former DB Charles Godfrey were on the Atlanta injured reserve roster.
- Entering the 2017 season, every Iowa senior starting tight end (12) under Kirk Ferentz has been drafted in the NFL or made an NFL team.
- All 11 members of Iowa's starting defensive unit in 2008 were either drafted or signed to NFL free agent contracts following the drafts.

GRADUATE STUDENT-ATHLETES

Six Hawkeyes have completed their undergraduate degrees prior to the 2017 season. They include seniors OL Ike Boettger (Enterprise Leaderships), DL Daniel Gaffey (Sociology, Criminology), FB Drake Kulick (Health and Human Physiology), WR Matt VandeBerg (Sports Studies), and Jon Wisnieski (Finance), and junior DL Parker Hesse (Interdepartmental Studies/Heath Science-Entrepreneurial).

HOME GROWN HAWKEYES

Iowa's 2017 roster of 120 players includes 57 players from the state of Iowa. The roster includes 20 players from Illinois; eight from Wisconsin; six from Michigan; four from Maryland; three from Florida, New Jersey, South Dakota, and Texas; two from Minnesota, Nebraska, and Ohio; and one from Georgia, Indiana, Kansas, Mississippi, Missouri, North Carolina, and Pennsylvania.

REMOVE THE REDSHIRT


Ten true freshmen saw action in 2016, including RB Toks Akinribade, K Keith Duncan, TE Noah Fant, DB Amani Hooker, LB Amani Jones, DE Cedrick Lattimore, DB Manny Rugamba, QB Nathan Stanley, LB Kristian Welch, and WR Devonte Young. Fant caught a touchdown pass at Purdue in Week 7, becoming the first true freshman to catch a touchdown pass since RB Jordan Canzeri in 2011.

Stanley played in seven games. He is the first true freshman to play quarterback since Drew Tate in 2003. Tate appeared in six games (no starts) and was 6-of-11 for 55 yards and one touchdown (no interceptions).

Rugamba started a defensive back the final three weeks of the regular season but was injured against Nebraska and did not play at the Outback Bowl. He became just the fourth true freshman to start at defensive back under Kirk Ferentz, joining Desmond King, Benny Sapp, and Bob Sanders.

TROPHY GAMES

The Hawkeyes have four trophy games on the schedule in 2017. Iowa defends the Cy-Hawk trophy Sept. 9 at Iowa State, the Floyd of Rosedale trophy against Minnesota at Kinnick Stadium on Oct. 28, and the Heroes Trophy on Nov. 24 at Nebraska. Iowa will try to regain possession of the Heartland Trophy at Wisconsin on Nov. 11.



22 - Toks Akinribade ^
(Toeks A-KIN-ri-body)
Running Back
6-0, 208, Sophomore
Brownsburg, Ind. (Brownsburg)

Hawk-Item - One of 10 true freshmen to see action in 2016.

2017 - Listed as third team running back following spring practice.

2016 - Saw action in six games, rushing 16 times for 33 yards... saw first career action in 45-21 win over Miami, gaining six yards on two rushing attempts... seven rushing attempts for 21 yards in 42-3 win over Iowa State... rushed three times for minus four yards in 49-35 win at Purdue... rushed three times for eight yards in 28-0 win at Illinois... rushed once for two yards in 40-10 win over #15 Nebraska.

High school honors -- Honorable mention Class 6A all-state honoree as a senior... **Career** -- Holds school records for career rushing yards and touchdowns, along with most rushing yards in a game... rushed for 1,500 yards and 16 touchdowns as a senior... scored 15 touchdowns while rushing for 1,200 yards as a sophomore... gained 1,100 yards and scored 15 touchdowns as a sophomore... set freshmen record for most yards in a season with 908 yards and 13 touchdowns... team captain as a senior... also competed in track.

Personal -- Born 9/04/97... open major... parents are Olufunmilayo and Ebenezer Akinribade... high school coach was Brett Comer.

Career Rushing Bests

Attempts: _____ 7 vs. Iowa State, 9/10/16
Yards: _____ 21 vs. Iowa State, 9/10/16
Long: _____ 7 vs. Iowa State, 9/10/16

Game-By-Game Stats

Rushing					Receiving				
2016	No.	Yds.	TD	Lng	2016	No.	Yds.	TD	Lng
Miami	2	6	0	4	Miami	0	0	0	---
IA State	7	21	0	7	IA State	0	0	0	---
NDSU	DNP				NDSU	DNP			
at Rutgers	DNP				at Rutgers	DNP			
N'western	DNP				N'western	DNP			
at Minn.	DNP				at Minn.	DNP			
at Purdue	3	-4	0	1	at Purdue	0	0	0	---
Wisconsin	DNP				Wisconsin	DNP			
at PSU	DNP				at PSU	DNP			
Michigan	DNP				Michigan	DNP			
at Illinois	3	8	0	3	at Illinois	0	0	0	---
Nebraska	1	2	0	2	Nebraska	0	0	0	---
Florida (n)	0	0	0	---	Florida (n)	0	0	0	---
Totals	16	33	0	7	Totals	0	0	0	---

Career Statistics

Rushing No. _____ Yds. _____ Avg. _____ TD _____ Lng _____
Freshman _____ 16 _____ 33 _____ 2.1 _____ 0 _____ 7



47 - Lane Akre (ACHE-ree)
Fullback
6-0, 240, Sophomore
Geneseo, Illinois (Geneseo HS)

2017 - Not listed on the depth chart following spring practice.

2016 - Did not see any game action.

2015 - Redshirted after joining the program as a walk-on.

High school honors - Earned honorable mention all-state honors as a senior... first-team all-conference as a senior and was named conference Player

of the Year... captain of all-area team as a senior... first-team all-conference and all-area as a junior... **Career** - Three-year letterman as fullback and defensive lineman... helped prep team advance to state playoffs three straight years, including championship game his junior season, while posting 28-8 record... team captain as a senior... rushed 144 times for 756 yards as a senior, scoring nine touchdowns... collected 50 tackles and five sacks on defense... rushed 122 times for 847 yards as a junior, scoring 12 touchdowns... also lettered in baseball and wrestling.

Personal - Born 9/05/96... pre-business major... parents are Zina and Kent Akre... earned Academic All-State recognition as a prep... high school coach was Larry Johnsen.



61 - Cole Banwart
Offensive Line
6-4, 295, Redshirt Freshman
Ottosen, Iowa (Algona)

2017 - Listed as third team center following spring practice.

2016 - Redshirted.

High school honors -- First-team all-state as offensive lineman as a senior... first-team all-state as defensive lineman as a sophomore and junior... **Career** -- Four-year football letterman as offensive and defensive lineman... as a senior helped prep team win first playoff game since 2008... recorded 30 tackles as a senior, with 17 solo stops and 13 assists... had eight solo tackles for loss and four sacks... offense averaged 273.4 rushing yards and 325.3 yards total offense per game... collected 38 tackles as a junior, including 22 solo tackles and 16 assists... as a sophomore had 61 tackles, including 40 solo stops and 21 assists... collected 14 sacks and two fumble recoveries as a sophomore... 11 tackles as a freshman, including eight solo stops and two sacks... team captain as a senior... also lettered in baseball, basketball, golf and track.

Personal -- Born Aug. 21, 1997... open major... earned first-team academic all-district honors... parents are Tina and Craig Banwart... high school coach was Andy Jacobson.



99 - **Nathan Bazata (BUZZH-uh-ta)
Defensive Line
6-2, 287, Senior
Howells, Nebraska (Howells-Dodge HS)

Hawk Item - Member of 2017 Leadership Group... One of seven juniors named to 2016 Leadership Group.

2017 Honors - Preseason fourth team All-Big Ten by Athlon Sports... **2017** - Listed as first team defensive tackle following spring practice.

2016 Honors - Academic All-Big Ten for third year... honorable mention All-Big Ten by Big Ten media... **2016** - Played in all 13 games, with 10 starts... recorded 11 solo stops and 28 assists, including three tackles for loss and two sacks, along with three pass break-ups... recorded career-high six tackles in 45-21 win over Miami, including two solo tackles and four assists, along with a shared tackle for loss... recorded one solo stop and three assists in 42-3 win over Iowa State, along with career-best two pass break-ups... matched career-best with six tackles in 23-21 loss to North Dakota State, including one solo stop and five assists, along with one sack... recorded one solo tackle and two assists in 14-7 win at Rutgers... recorded two assisted tackles in 38-31 loss to Northwestern... recorded one solo stop and two assists in 14-7 win at Minnesota, including one QB sack... recorded one solo tackle as defense allowed just 47 net rushing yards in 49-35 win at Purdue... recorded one solo tackle and two assists in 17-9 loss to #10 Wisconsin... saw limited action in 41-14 loss at #12 Penn State due to injury... recorded two assisted tackles at PSU after being injured in previous game... recorded one assisted tackle in 14-13 win over #2 Michigan while seeing limited action due to previous injury... recorded three assisted tackles in 28-0 win at Illinois, including a shared tackle for loss... recorded one solo tackle and two assists in 40-10 win over

#15 Nebraska as defense allowed just 90 net rushing yards and 217 yards total offense... recorded two solo tackles and a pass break-up in 30-2 Outback Bowl loss to #17 Florida.

2015 Honors - - Academic All-Big Ten... **2015** - - Started at defensive tackle in all 14 games... recorded 42 tackles, with five tackles for loss and three QB sacks... also had one blocked field goal and one recovered fumble... started at defensive tackle in 31-14 opening win over Illinois State for first career start... recorded career-best three solo tackles, including one tackle for loss vs. Illinois State, along with recording a blocked field goal... recorded one solo tackle and two assists in 31-17 win at Iowa State, including one tackle for loss, and one QB pressure... recorded three assists in 27-24 win over Pitt... recorded two solo tackles and two assists in 62-16 win over North Texas, along with first fumble recovery of career... recorded one solo tackle and one assist in 10-6 win at Wisconsin as defense allowed no touchdowns and just 320 yards total offense... recorded two solo tackles and two assists in 29-20 win over Illinois, including one QB sack, as defense allowed just 46 net rushing yards . . . recorded three assisted tackles in 40-10 win at Northwestern as defense allowed just 51 net rushing yards and 198 yards total offense... one solo tackle and three assists in 31-15 win over Maryland, including one QB sack and a shared tackle for loss... recorded two solo tackles and one assist in 35-27 win at Indiana... recorded two assisted tackles in 40-35 win over Minnesota... recorded two assisted tackles in 40-20 win over Purdue... recorded one solo tackle and two assists in 28-20 win at Nebraska, with one tackle for loss and one pass break-up... recorded three tackles in 16-13 loss to Michigan State, including two solo tackles and one assist, with one sack and a shared tackle for loss... matched career-best with three solo tackles in 45-16 Rose bowl loss to Stanford.

2014 Honors - - Academic All-Big Ten... **2014** - - Saw action in nine games, recording four solo tackles, including a shared tackle for loss... recorded a shared tackle for loss in 30-14 win at Illinois for first career tackle... saw action in 26-24 loss to No. 14 Wisconsin, recording two assisted tackles... saw action in 37-34 overtime loss to Nebraska, recording one assisted tackle.

2013 Honors - - Team Leader Award, Defense... **2013** - - Redshirted.

High school honors - - Nominated for Gatorade Football Player of the Year as a senior... named Division I Player of the Year by Huskerland Prep Reports... earned first team all-state and all-district honors as a senior, being named honorary captain... two-time first team all-state... **Career** - - Four-year letterman as defensive lineman and team captain as a senior as prep team posted 47-3 record in four seasons... helped prep team win state championships as a freshman and sophomore, while placing as runner-up as a junior and reaching quarterfinals as a senior... recorded 45 tackles as a senior, including nine QB sacks and 11 tackles for loss, with one touchdown on a recovered fumble... collected 91 tackles as a junior, with 24 tackles for loss and nine QB sacks, along with a safety... had 118 tackles as a sophomore, with 10 tackles for loss, four QB sacks and one safety... 71 tackles, including five tackles for loss and two QB sacks as a freshman... also four-year wrestling letterman and earned three letters in track, throwing both shot and discus.

Personal - - Born 7/15/94... open major... parents are Laurie and Dan Bazata... member of prep Honor Roll... high school coach was Mike Speirs.

Game-by-Game Defensive Stats

2014	Solo-Ast.	2015	Solo-Ast.	2016	Solo-Ast.
No. Iowa	0-0	IllState	3-0	Miami	2-4
Ball State	DNP	at IASState	1-2	IA State	1-3
IA State	DNP	Pitt	0-3	NDSU	1-5
at Pitt	DNP	North TX	2-2	at Rutgers	1-2
at Purdue	0-0	at Wisconsin	1-1	N'western	0-2
Indiana	DNP	Illinois	2-2	at Minn.	1-2
at Maryland	0-0	at N'western	0-3	at Purdue	1-0
N'western	0-0	Maryland	1-3	Wisconsin	1-2
at Minn.	0-0	at Indiana	2-1	at PSU	0-2
at Illinois	0-1	Minnesota	0-2	Michigan	0-1
Wisconsin	0-2	Purdue	0-2	at Illinois	0-3
Nebraska	0-1	at Nebraska	1-2	Nebraska	1-2
Tennessee (n)	0-0	MSU (n)	2-1	Florida (n)	2-0
Totals	0-4	Stanford (n)	3-0	Totals	9-28
		Totals	18-24		

Career Bests

Tackles: _____ 6, twice, last vs. North Dakota State, 9/17/16
 Solos: _____ 3, twice, last vs. Stanford, 1/01/16
 Assists: _____ 5 vs. North Dakota State, 9/17/21
 QB Sack: _____ 1, five times, last at Minnesota, 10/08/16
 Tackles for Loss: _____ 1, six times, last at Minnesota, 10/08/16
 Pass Break-Up: _____ 2 vs. Iowa State, 9/10/16
 Blocked FG: _____ 1 vs. Illinois State, 9/05/15
 Recovered Fumble: _____ 1 vs. North Texas, 9/26/15

Career Statistics

Defense	Solo	Ast.	Total	T/Loss	Sacks	RF	QBH	PBU	FF	Blk
Freshman	0	4	4	0.5/0	0/0	0	0	0	0	0
Sophomore	18	24	42	5/15	3/10	1	1	1	0	1
Junior	11	28	39	3/14	1.5/12	0	0	3	0	0
Career	29	56	85	8.5/29	4.5/22	1	1	4	0	1



42 - - Shaun Beyer
Tight End
6-5, 222, Redshirt Freshman
Shellsburg, Iowa (Cedar Rapids Kennedy)

Hawk-Item - - Moved from wide receiver to tight end following 2016 regular season.

2017 - - Not listed on the depth chart following spring practice.

2016 - - Redshirted.

High school honors -- Earned elite first-team all-state honors as utility player as a senior... Class 4A team captain and Player of the Year... All-Metro Player of the Year... first-team all-conference as a junior and senior... second-team all-state as a junior... first-team all-district and all-metro as a junior... **Career** -- Three-year football letterman as tight end, wide receiver, linebacker, safety, and punter... had 43 receptions for 853 yards and 11 touchdowns as a senior, along with 60 rushing attempts for 682 yards and five touchdowns and completing 5-of-8 passes for 41 yards... averaged 44.6 yards on 36 punts, with a long of 76 yards... on defense recorded 45 solo tackles and 17 assists, with 13 tackles for loss and six sacks... also had one interception return for a touchdown... in 11 games as a junior, had 35 receptions for 471 yards and eight touchdowns, with 15 rushing attempts for 116 yards... averaged 33.2 yards on 34 punts... recorded 57 solo tackles and 32 assists, with two tackles for loss and one interception... played in four games as a sophomore, averaging 42.5 yards on four punts, with a long of 53 yards... helped prep team post school-best 13-1 record as a senior, while completing season as state runner-up... team advanced to second round of playoffs as a junior and quarterfinals as a sophomore... holds multiple school and Cedar Rapids metro records... team captain as a senior... also competed in track (high jump and hurdles), wrestling, and basketball.

Personal -- Born 11/11/96... biology major... earned academic All-Metro honors... parents are Dawn and Ken Beyer... one of three players from Cedar Rapids on Iowa roster... attended same high school as DL Dalles Jacobus... high school coach was Brian White.



2 - - Brandon Bishop
Wide Receiver
5-9, 180, Junior
Sugar Grove, Illinois (Kaneland HS)

2017 - - Not listed on the depth chart following spring practice.

2016 Honors - - Team Leader Award, special teams...
2016 - - Did not see any game action.

2015 Honors - - Team Leader Award, defense... **2015**
 - - Did not see any game action.

2014 - - Redshirted after joining the team as a walk-on.

High school honors -- Earned second-team all-area and first-team all-conference recognition as a senior... earned second-team all-area honors for special teams as a junior... **Career** -- Two-year letterman as wide receiver and defensive back... helped team reach second round of state playoffs as a junior and senior while posting combined record of 19-3... career totals include 43 receptions for 684 yards and eight touchdowns... as a senior had 37 catches for 578 yards and six touchdowns... also a four-year track letterman, competing on three sprint relay units that set school records, along with setting conference record in 4-x-400 relay.

Personal -- Born 8/13/95... open major... parents are Donna and Willie Bishop... father was an Iowa football letterman in 1986... academic all-state as a senior... high school coach was Brian Aversa.



75 - - *Ike Boettger (BOT-gir)**

Offensive Line
6-6, 307, Senior
Cedar Falls, Iowa (Cedar Falls HS)

Hawk Item -- Earned undergraduate degree during spring semester of 2017... member of 2017 Leadership Group... moved from tight end to offensive line in 2013... one of seven juniors named to 2016 Leadership Group.

2017 -- Listed as first team right tackle following spring practice.

2016 Honors -- Honorable mention All-Big Ten by Big Ten coaches and media... Comeback Player of the Year... **2016** -- Started all 12 games in which he played, missing one game due to injury... started nine games at right tackle, two at left guard and one at left tackle... started at right tackle in 45-21 win over Miami as offense gained 404 yards total offense... started at right tackle in 42-3 win over Iowa State as offense gained 435 yards total offense... started at right tackle and played every offensive down in 23-21 loss to North Dakota State... started at right tackle and played every offensive down in 14-7 win at Rutgers... started at right tackle and played every offensive down in 38-31 loss to Northwestern... started at left guard and played every offensive down in 14-7 win at Minnesota... recorded one solo tackle... started at right tackle in 49-35 win at Purdue as offense rushed for 365 yards and gained 520 yards total offense... started at left tackle and played every offensive down in 17-9 loss to #10 Wisconsin... started at right tackle and played every offensive down in 41-14 loss at #12 Penn State... started at right tackle in 14-13 win over #2 Michigan, playing every offensive down until being injured late in the fourth quarter... started at right tackle in 40-10 win over #15 Nebraska, as offense rushed for 264 net yards and gained 408 yards total offense... started at left guard in 30-3 Outback Bowl loss to #17 Florida.

2015 -- Started first six games at right tackle before missing seven games due to injury... started at right tackle in 31-14 win over Illinois State, as offense gained 431 yards total offense and allowed no sacks... started at right tackle and played every offensive down in 31-17 win at Iowa State as offense gained 260 net rushing yards and 475 yards total offense... started at right tackle in 27-24 win over Pitt as offense gained 363 yards total offense... started at right tackle in 62-16 win over North Texas as offense gained 488 yards total offense... started at right tackle and played every offensive play in 10-6 win at Wisconsin... started at right tackle in 29-20 win over Illinois as offense rushed for 278 yards and gained 478 yards total offense... saw limited action in 45-16 Rose Bowl loss to Stanford.

2014 Honors -- Academic All-Big Ten... **2014** -- Saw first action of career in 31-23 win over Northern Iowa as offense gained 401 total offense... saw action in 17-13 win over Ball State as offense gained 455 yards total offense... saw action in 24-20 win at Pittsburgh... saw action in 48-7 win over Northwestern as offense gained 483 yards total offense... saw action at left tackle in 51-14 loss at Minnesota... started as second tight end in 26-24 loss to No. 14 Wisconsin as offense gained 412 yards total offense against the top-ranked defense in the nation... saw action in 37-34 overtime loss to Nebraska... saw action in 45-28 TaxSlayer Bowl loss to Tennessee.

2013 -- Redshirted.

High school honors -- Selected to compete in 2013 Iowa Shrine Game... named first team all-state by Des Moines Register and Iowa Newspaper Association as

a senior... first team all-conference and all-metro honors as a senior... first team all-metro as a junior... **Career** -- Played tight end, wide receiver, quarterback and defensive back as a prep while earning two letters... helped prep team post 22-4 record as a junior and senior, reaching state semifinals each season... had 33 receptions for 452 yards and four touchdowns as a senior... on defense registered 61 tackles, five QB sacks, six pass break-ups and two fumble recoveries... in seven games as a junior quarterback, completed 58-95 pass attempts for 750 yards and nine touchdowns, with one interception ... team captain in both football and basketball... three-year basketball letterman, earning second team all-conference in basketball as a junior.

Personal -- Born 10/05/94... given name is Isaac... enterprise leadership major... parents are Kris and Tim Boettger... member of prep Honor Roll with a 3.5 career GPA... one of two players from Cedar Falls on Iowa roster... high school coaches were Pat Mitchell and Brad Remmert.



20 - - Cedric Boswell

Defensive Back
5-11, 187, Redshirt Freshman
Beverly Hills, Mich. (Groves)

2017 -- Listed as second team right cornerback following spring practice.

2016 -- Redshirted.

High school honors -- Earned all-state and all-conference honors as a senior... all-conference recognition as a junior... **Career** -- Played both defensive back and running back as a prep... holds school record for rushing yards in a game (334 yards)... helped prep team post an 11-1 record as a senior while reaching second round of state playoffs... team advanced to first round of playoffs as a junior... also lettered in track, placing second in the state in the 100-meter dash as a junior.

Personal -- Born 8/15/98... engineering major... parents are Shelly Blannon and Cedrick Boswell, Sr.... high school coach was Brendan Flaherty.



41 - - *Bo Bower**

Linebacker
6-2, 235, Senior
West Branch, Iowa (West Branch HS)

Hawk Item -- Interception return of 88 yards for a touchdown vs. North Texas ranks as seventh longest interception return in school history... put on scholarship prior to start of 2014 season after joining program as a walk-on... member of 2017 Leadership Group... one of seven juniors named to 2016 Leadership Group.

2017 -- Listed as first team weakside linebacker following spring practice.

2016 -- Started all 13 games at weakside linebacker... second on team with 91 tackles, including 44 solo stops and 47 assists... also had four pass break-ups and one forced fumble... recorded career-best eight tackles in 45-21 win over Miami, including four solo stops and four assists, while also collecting one pass break-up... recorded two solo tackles, one assist and one pass break-up in 42-3 win over Iowa State... career-best 11 tackles in 23-21 loss to North Dakota State, including two solo stops, nine assists and a shared tackle for loss... matched career-high with four solo stops in 14-7 win at Rutgers, along with three assists and one pass break-up... recorded four solo tackles and four assists in 38-31 loss to Northwestern... led team with seven tackles in 14-7 win at Minnesota, including three solo stops and four assists... also credited with first forced fumble of his career... recorded team-best 10 tackles in 49-35 win at Purdue, including career-best seven solo stops and three assists... recorded seven tackles in 17-9 loss to #10 Wisconsin, including one solo stop and six assists... recorded five solo tackles and two assists in 41-14 loss at #12 Penn State... recorded five tackles in 14-13 win over #2 Michigan, including three solo stops and two assisted tackles... collected six tackles in 28-0 win at Illinois, including two solo stops and four assists, along with one pass break-up... tied for team lead with nine tackles in 40-10 win over #15 Nebraska, including four solo stops and five assists... recorded three solo tackles in 30-3 Outback Bowl loss to #17 Florida.

2015 -- Saw action in all 14 games, recording 15 tackles, including 1.5 tackles for loss and one interception return for a touchdown... recorded one assisted tackle in 31-14 win over Illinois State... recorded one QB pressure, while also returning first interception of the year 88 yards for first career touchdown in 62-16 win over North Texas... recorded two assisted tackles in 31-15 win over Maryland... recorded one assisted tackle, which was a QB sack, in 35-27 win at Indiana... recorded one assisted tackle in 40-20 win over Purdue... recorded five tackles in 28-20 win at Nebraska, including two solo stops and three assists, with one tackle for loss and one QB pressure... one assisted tackle in 16-13 loss to Michigan State was a shared tackle for loss and sack... recorded one solo tackle, three assists and one pass break-up in 45-16 Rose Bowl loss to Stanford.

2014 Honors -- Honorable mention Freshman All-Big Ten by BTN.com... **2014** -- Started all 13 games at outside linebacker... collected 38 tackles, including 18 solo stops and 20 assists... also had 5.5 tackles for loss and one sack, two interceptions and two pass break-ups... started at outside linebacker in first action of career in 31-23 win over Northern Iowa... recorded first career interception vs. UNI, along with one QB sack and two total tackles... recorded one solo tackle and two assists in 17-13 win over Ball State... career-best five tackles in 20-17 loss to Iowa State, including three solo tackles and two assists... recorded one solo tackle and one assist as defense allowed just three points in the second half in 24-20 win at Pittsburgh... recorded four tackles in 24-10 win at Purdue, including one solo stop and three assists... recorded three tackles in 45-29 win over Indiana, including one tackle for loss, along with second interception of the season that led to second quarter touchdown... recorded two tackles in 38-31 loss at Maryland, including a shared tackle for loss, along with one pass break-up... recorded one pass break-up as defense allowed just 180 yards total offense in 48-7 win over Northwestern... recorded one solo tackle and two assists in 51-14 loss at Minnesota... recorded one solo tackle and one assist in 30-14 win at Illinois, including a tackle for loss... career-best seven tackles in 26-24 loss to No. 14 Wisconsin, including three solo tackles and four assists, along with one tackle for loss and one QB pressure... recorded one solo tackle and one assist in 37-34 overtime loss to Nebraska... recorded two solo tackles and one assist in TaxSlayer Bowl loss to Tennessee, including one tackle for loss.

2013 -- Redshirted after joining program as a walk-on.

High school honors -- Named second team all-state linebacker as a senior... first team all-district defensive back and district MVP as a senior... third team all-state and first team all-district at defensive end as a junior... honorable mention all-district as a sophomore... **Career** -- Helped prep team post three-year record of 29-6, while reaching playoffs all three years... recorded 57 tackles as a senior, with six tackles for loss and five interceptions... rushed for 710 yards and gained 304 receiving yards... 47 tackles as a junior, with four tackles for loss and two interceptions... recorded 550 receiving yards... as a sophomore had 32 tackles, while rushing for 220 yards and gaining 110 yards receiving... team captain as a senior... three-year football letterman while playing running back, defensive back and linebacker... earned four letters in baseball and track.

Personal -- Born 10/31/94... sociology major... parents are Tammy and Chris Bower... four-year member of prep Honor Roll... high school coach was Butch Pederson.

Game-by-Game Defensive Stats

2014	Solo-Ast.	2015	Solo-Ast.	2016	Solo-Ast.
N. Iowa	1-1	IllState	0-1	Miami	4-4
Ball State	1-2	at IAState	0-0	IA State	2-1
IA State	3-2	Pitt	0-0	NDSU	2-9
at Pitt	1-1	North TX	0-0	at Rutgers	4-3
at Purdue	1-3	at Wisconsin	0-0	N'western	4-4
Indiana	2-1	Illinois	0-0	at Minn.	3-4
at Maryland	1-1	at N'western	0-0	at Purdue	7-3
N'western	0-0	Maryland	0-2	Wisconsin	1-6
at Minn.	1-2	at Indiana	0-1	at PSU	5-2
at Illinois	1-1	Minnesota	0-0	Michigan	3-2
Wisconsin	3-4	Purdue	0-1	at Illinois	2-4
Nebraska	1-1	at Nebraska	3-2	Nebraska	4-5
Tennessee (n)	2-1	MSU (n)	0-1	Florida (n)	3-0
Totals	18-20	Stanford (n)	1-3	Totals	44-47
		Totals	4-11		

Career Bests

Tackles: _____ 11 vs. North Dakota State, 9/17/16
 Solos: _____ 7 at Purdue, 10/15/16
 Assists: _____ 9 vs. North Dakota State, 9/17/16
 Tackle for Loss: _____ 1, five times, last at Nebraska, 11/27/15
 QB Sack: _____ 1, three times, last vs. Michigan State, 12/05/15
 Interception: _____ 1, three times, last vs. North Texas, 9/26/15
 Touchdowns: _____ 1 vs. North Texas, 9/26/15
 Forced Fumble: _____ 1 at Minnesota, 10/08/16
 Pass Break-Up: _____ 1, seven times, last at Illinois, 11/19/16

Career Statistics

Defense	Solo	Ast.	Total	T/Loss	Sacks	In-Yds.	PBU	FF	RF
Freshman	18	20	38	5.5/13	1/6	2-2-0	2	0	0
Sophomore	4	11	15	2/7	2/6	1-88-1	1	0	0
Junior	44	47	91	.5/2	0/0	0-0-0	4	1	0
Career	66	78	140	8/22	3/12	3-91-1	7	1	0



11 - - Ryan Boyle
Quarterback
6-1, 208, Sophomore
West Des Moines, Iowa (Dowling HS)

Hawk-Item -- Moved from quarterback to wide receiver during 2016 spring practice.


2017 -- Not listed on the depth chart following spring practice.

2016 -- Saw action in one game, with no statistics... saw first career action in 42-3 win over Iowa State.

2015 -- Redshirted.

High school honors -- Named to Des Moines Register Elite All-State team as a senior... earned first-team all-state and all-district honors as a junior and senior, including Class 4A team captain as a senior... Class 4A Offensive Player of the Year as a junior and senior... Iowa Gatorade Player of the Year as a junior and senior... named to U.S. National Under-19 team... started at quarterback in National Bowl, leading team to 35-0 win over Canada by completing 10-of-21 pass attempts for 97 yards and two touchdowns, while rushing five times for 33 yards... named offensive MVP in Iowa Shrine Bowl after leading South team to 37-24 win... completed 6-14 pass attempts for 186 yards and two touchdowns (29 & 80 yards), while rushing 14 times for 62 yards and one touchdown (3 yards)... was starting quarterback for Team USA in Eastbay All-American Bowl as an eighth grader... **Career** -- Four-year letterman and three-year starter at quarterback, leading team to 31-2 record as the starter... team captain as a senior... led prep team to state Class 4A state championship as a junior and senior after reaching state quarterfinals as a sophomore and freshman... MVP of state championship game as a junior and senior... holds school career records for pass attempts (484), completions (311), yards (4,566), passing touchdowns (45), rushing attempts (479), rushing yards (3,043), rushing touchdowns (45), total touchdowns (90), and total offense (7,609)... set state championship game record with six touchdowns (four rushing, two passing)... as a senior completed 137-of-221 attempts for 1,934 yards and 18 touchdowns, with just one interception, while rushing for 1,123 yards and 19 touchdowns on 167 attempts... named MVP of state title game after completing 7-of-11 passes for 68 yards and a touchdown and rushing 19 times for 144 yards and three touchdowns... led team to perfect 14-0 record as a junior, completing 119-of-187 pass attempts for 1,833 yards and 21 touchdowns, with three interceptions... also rushed 199 times for 1,332 yards and 24 touchdowns... was MVP of state championship game after completing 12-of-14 pass attempts for 287 yards and two touchdowns and rushing for 78 yards and four touchdowns... played in just five games as a sophomore due to major knee injury, completing 50-of-71 pass attempts for 709 yards and six touchdowns, with two interceptions and rushing 73 times for 233 yards and one touchdown... as a freshman completed 5-of-5 pass attempts for 90 yards and rushed for 355 yards and one touchdown... also lettered in soccer.

Personal -- Born 9/13/96... business major... parents are Marian and Ken Boyle... four-year member of prep Honor Roll and Dean's List... Student Ambassador as junior and senior... earned Dr. Robert Breedlove Award as a junior... one of four players from West Des Moines on Iowa roster... one of three players from Dowling HS on Iowa roster... high school coach was Tom Wilson.



90 - - **Sam Brincks
Defensive End
6-5, 275, Junior
Carroll, Iowa (Kuemper HS)

2017 - - Listed as second team right defensive end following spring practice.

2016 - - Saw action in all 13 games, recording four assisted tackles, one pass break-up and one recovered fumble... recorded first fumble recovery of career in 45-21 win over Miami... collected two

assisted tackles and first career pass break-up in 42-3 win over Iowa State... recorded one assisted tackle in 49-35 win at Purdue... recorded one assisted tackle for loss in 28-0 win at Illinois.

2015 - - Saw action in all 13 games, but had no statistics.

2014 - - Redshirted after joining the team as a walk-on.

High school honors - - Earned first team all-conference and all-state honors on offense as a junior and senior... was honorable mention all-conference as a sophomore... **Career** - - Three-year letterman as offensive lineman and defensive end... led team to Class 2-A state title as a senior with perfect 14-0 record as team compiled three-year record of 36-3... set school record for sacks in a game (five)... missed five games as a senior due to injury... had 22.5 tackles and seven tackles for loss as a senior, with two fumble recoveries and an interception return for a touchdown... as a junior had 80 tackles, including 19 tackles for loss, 11.5 sacks and two fumble recoveries... had 44 tackles as a sophomore, with 15 tackles for loss, seven sacks and one fumble recovery... team captain as a senior... also three year letterman in both basketball and track... two-time all-state selection in basketball.

Personal - - Born 10/20/95... pre-business major... parents are Jodi and Rick Brincks... four-year member of prep Honor Roll... high school coach was Chad Klein.

Career Bests

Tackles: _____ 2 vs. Iowa State, 9/10/16
Assists: _____ 2 vs. Iowa State, 9/10/16
Tackle for Loss: _____ 0.5 at Illinois, 11/19/16
Pass Break-Up: _____ 1 vs. Iowa State, 9/10/16
Fumble Recovery: _____ 1 vs. Miami, 9/03/16

Game-by-Game Defensive Stats

2016	Solo-Ast.	2016	Solo-Ast.
Miami _____	0-0	Wisconsin _____	0-0
IA State _____	0-2	at PSU _____	0-0
NDSU _____	0-0	Michigan _____	0-0
at Rutgers _____	0-0	at Illinois _____	0-1
N'western _____	0-0	Nebraska _____	0-0
at Minn. _____	0-0	Florida (n) _____	0-0
at Purdue _____	0-1	Totals _____	0-4

Career Statistics

Defense	Solo	Ast.	Total	T/Loss	Sacks	In-Yds.	PBU	FF	RF
Freshman	0	0	0	0/0	0/0	0-0-0	0	0	0
Sophomore	0	4	4	.5/0	0/0	0-0-0	1	0	1
Career	0	4	4	.5/0	0/0	0-0-0	1	0	1



20 - - James Butler
Running Back
5-9, 210, Senior
Bloomington, Illinois (Saint Francis HS)
University of Nevada

Hawk-Item - - Graduate transfer from Nevada who has one season with the Iowa program . . . earned undergraduate degree in three years . . . ranks eighth in career rushing at Nevada with 3,313 yards . . . earned Nevada's Golden Helmet Award as team MVP and was named Nevada's Outstanding Offensive Player in 2016.

2016 Honors - - Named All-Mountain West honorable mention for the second straight season . . . third team All-Mountain West by Phil Steele . . . named Mountain West Offensive Player of the Week after rushing for a career-high 196 yards on 32 carries, while scoring four touchdowns (three rushing, one receiving) in 45-10 win at UNLV . . . named to Maxwell Award preseason Watch List . . . Doak Walker Award candidate . . . earned preseason honors from Lindy's Sports and Athlon Sports . . . **2016** - - Started all 12 games . . . rushed 260 times for 1,336 yards, ranking fourth in the Mountain West . . . season rushing total ranked 27th nationally and is 12th-best in Nevada single-season history . . . average of 111.3 rushing yards per game ranked fifth in the conference and 21st in the nation . . . totaled 1,717 all-purpose yards . . . set career highs with 37 receptions for 381 yards and three touchdowns . . . posted six 100-yard rushing performances . . . registered 15 total touchdowns (12 rushing, three receiving), which ranked sixth in the league and 34th nationally . . . averaged 143.08 all-purpose yards per game, 18th in the nation and third in the conference . . . rushed for over 1,000 yards for a second straight season . . . 27 career rushing touchdowns ranks 10th all-time at Nevada . . . season-long reception of 46 yards at San Jose State helped him record a career-high 92 yards receiving in a single game . . . opened the season with 123 rushing yards and two touchdowns in win over Cal Poly . . . season-long run of 55 yards at Hawai'i, where he finished with 168 rushing yards on 21 attempts . . . named team offensive player of the week vs. Buffalo, Fresno State, Utah State and UNLV.

2015 Honors - - Earned all-conference honorable mention honors . . . Academic All-Mountain West . . . **2015** - - Played in all 13 games, with one start . . . rushed 207 times for 1,342 yards and 10 touchdowns . . . ranked fifth in the league and 23rd in the nation in rushing . . . 1,342 yards on the ground ranks 11th all-time in a single season at Nevada . . . averaged 6.4 yards per carry and 103.2 yards per game . . . ranked second in the conference with eight 100-yard rushing performances, helping team post 7-1 record in those games . . . 18th player in program history to eclipse 1,000 rushing yards in a single season since 2008 . . . one of 22 underclassmen (freshmen or sophomore) in FBS to eclipse 1,000 yards rushing in the regular season . . . part of just the third running back duo at Nevada to eclipse 1,000 yards rushing in the same season . . . eclipsed 100 yards rushing against Texas A&M (107), Buffalo (177), New Mexico (145), Hawai'i (134), Fresno State (122), San Jose State (119), Utah State (139) and Colorado State (189) . . . led conference in yards per carry (6.3) among players with at least 50 attempts . . . set career high with 189 rushing yard in bowl victory over Colorado State . . . earned first career league Player of the Week honor after rushing 18 times for 122 yards and one touchdown in win at Fresno State . . . tallied career-high 177 rushing yards in win at Buffalo, with a long of 91 yards . . . matched season-high with two rushing touchdowns against Hawai'i and Utah State . . . named team offensive Player of the Week after wins over Buffalo and Hawai'i . . . also had seven receptions for 44 yards.

2014 Honors - - Academic All-Mountain West . . . **2014** - - One of three true freshman to play in all 13 games . . . ranked third on the team in rushing yards (635) . . . rushed 140 times for 635 yards and five touchdowns . . . averaged 4.5 yards per carry . . . ranked third in the Mountain West in rushing yards by a freshman, and 16th overall . . . posted two 100-yard rushing efforts, with 103 yards and a touchdown against San Diego State and a season-high 116 yards in win over UNLV . . . scored touchdowns in his first two collegiate games with one score against Southern Utah and another vs. Washington State . . . recorded first career multi-touchdown game with two rushing TDs in a victory at BYU . . . earned career-high 21 carries in victory at Hawai'i . . . also caught five passes for 13 yards on the season . . . helped Nevada's offense average over 200 rushing yards per game.

High School Honors - - Earned first-team all-state honors as a senior . . .

earned all-area and all-conference honors . . . named conference MVP . . . Career -- Rushed for 1,185 yards and 19 touchdowns on 138 carries as a senior . . . attended Bartlett (Illinois) High School as a sophomore, rushing for 933 yards and 16 touchdowns in 2011 . . . three-year football letterman . . . also lettered in lacrosse and track and field.

Personal -- Born 2/19/95 . . . communications major . . . parents are Cornelia William and James Butler.

Career Rushing Bests

Attempts: _____ 37 vs. Fresno State, 10/08/16
Yards: _____ 196 32 att.) at UNLV, 11/26/16
Touchdowns: _____ 3, twice, last at UNLV, 11/26/16
Long: _____ 91 at Buffalo, 9/26/15

Career Receiving Bests

Receptions: _____ 6, twice, last vs. Wyoming, 10/22/16
Yards: _____ 92 (3 rec.) at San Jose State, 10/15/16
Touchdowns: _____ 1, three times, last at UNLV, 11/26/16
Long: _____ 46 at San Jose State, 10/15/16

Additional Career Bests

Total Touchdowns: _____ 4 at UNLV, 11/26/16
Points Scored: _____ 24 at UNLV, 11/26/16
Total Off. Yards: _____ 196 at UNLV, 11/26/16
All-Purpose Yards: _____ 244 at UNLV, 11/26/16

Career Statistics

Rushing	No.	Yds.	Avg.	TD	Lng
Freshman	140	635	4.5	5	59
Sophomore	207	1,342	6.5	10	91
Junior	260	1,336	5.1	12	55
Career	607	3,313	5.5	27	91

Receiving	No.	Yds.	Avg.	TD	Lng
Freshman	5	13	2.6	0	7
Sophomore	7	44	6.3	0	17
Junior	37	381	10.3	3	46
Career	49	438	8.9	3	46



33 -- Noah Clayberg ^

Defensive Back
5-11, 209, Freshman
Pella, Iowa (Pella HS)

Hawk Item -- Joined the program in spring, 2017.

2017 -- Listed as second team strong safety following spring practice.

High school honors -- Named Gatorade Iowa Player of the Year as a senior... first team elite all-state quarterback and captain of Class 3A all-state-team as a senior... first team elite all-state defensive back as a junior... second team all-state defensive back as a sophomore... MVP of state championship game as a junior... **Career** -- Four-year letterman in football while playing defensive back, linebacker and quarterback... helped prep team post four-year record of 47-5, including undefeated (14-0) state championship teams as a junior and senior... rushed 182 times for 1,810 yards and 30 touchdowns as a senior, while passing for 1,695 yards and 21 touchdowns and recording 35 tackles, one interception and a blocked punt on defense... as a junior rushed 175 times for 1,637 yards and 21 touchdowns, while passing for 1,250 yards and 14 touchdowns and recording 36 tackles and two interceptions on defense... rushed 165 times for 1,271 yards and 21 touchdowns as a sophomore, with 750 passing yards and 35 tackles and two interceptions on defense... recorded 40 tackles at linebacker as a freshman... team captain as a senior... also competed in basketball, soccer, and track.

Personal -- Born 2/02/98... exercise science major... earned academic all-state recognition... National Honor Society... parents are Megan and Brett Clayberg... attended same high school as DL Garret Jansen and DL Austin Schulte... high school coach was Jay McKinstrey.



18 -- Drew Cook
Tight End
6-5, 235, Sophomore
Iowa City, Iowa (Regina HS)

Hawk Item -- Moved from quarterback to tight end during 2017 spring practice.

2017 -- Not listed on the depth chart following spring practice.

2016 Honors -- Team Leader Award, offense... **2016** -- Did not see any game action.

2015 Honors -- Team Leader Award, offense... **2015** -- Redshirted.

High school honors -- Named Class 1A first-team all-state as a junior and senior by the Des Moines Register and Iowa Newspaper Association... MVP of Class 1A state championship game as a junior and senior... named Class 1A Player of the Year by Cedar Rapids Gazette and Offensive Player of the Year by Iowa City Press-Citizen as a senior... nominated for Ed Thomas Mr. Football Award... **Career** -- Four-year letterman for prep team that won four consecutive state championships, posting 27-1 record his final two seasons... member of team that set state record with 56-game winning streak... school records include touchdowns responsible for in a season (50 TDs as a senior), and 399 passing yards in state quarterfinals... team captain as a senior... completed 150-of-230 pass attempts (65 percent) for 2,504 yards and 31 touchdowns as a senior, with three interceptions... rushed for 706 yards and 16 touchdowns and had three receiving touchdowns... in championship game as a senior, completed 13-of-16 pass attempts for 175 yards and one touchdown, with one interception, while also rushing six times for 50 yards, catching a 24-yard scoring reception and punting once for 43 yards... as a junior completed 183-of-267 pass attempts (68 percent) for 2,563 yards and 22 touchdowns, with three interceptions... rushed for 440 yards and five touchdowns... in championship game as a junior, completed 13-of-13 pass attempts for 177 yards and one touchdown, while rushing for 46 yards and one touchdown... as a sophomore completed 29-of-52 pass attempts (55.8 percent) for 356 yards and three touchdowns, with no interceptions, and completed 4-of-6 passes for 37 yards as a freshman... also four-year letterman in basketball, earning all-state honors... represented Iowa in the Iowa Basketball Coaches Association Rising Seniors event in Indianapolis.

Personal -- Born 8/30/96... business major... parents are Tracy and Marv Cook... four-year member of Gold Honor Roll... his father, Marv Cook, earned consensus All-America honors as Iowa's tight end in 1988... one of four players from Iowa City on Iowa roster... attended same high school as DL Daniel Gaffey... high school coach was his father, Marv Cook.



21 -- Sam Cook
Running Back
5-9, 215, Redshirt Freshman
Fort Dodge, Iowa (Fort Dodge HS)

2017 -- Not listed on the depth chart following spring practice.

2016 -- Redshirted after joining the team as a walk-on.

High school honors -- Named as Des Moines Register All-Iowa Male High School Athlete of the Year as a senior... named to Elite first team all-state squad as a junior and senior... third team all-state as a sophomore after earning honorable mention honors as a freshman... first team all-conference four straight years... **Career** -- Four-year letterman in football as running back, linebacker and punter... team captain as a junior and senior... gained 4,882 career rushing yards... holds school records for rushing yards in a game, season and career, and season and career touchdowns... ranks fourth in Iowa Class 4A rushing history... as a senior rushed for 1,838 yards and 25 touchdowns, while collecting 56.5 tackles and three sacks on defense... also earned four letters in wrestling and two in both baseball and track... posted a 45-0 wrestling mark as a senior, collecting bonus points in 41 of 45 matches, earning state titles as a junior and senior.

Personal - - Born 1/15/97... open major... named a National Academic All-American... parents are Karman and Robert Cool... high school coach was Matt Miller.




23 - - Dominique Dafney
Wide Receiver
6-2, 225, Sophomore
West Des Moines, Iowa (Valley HS)
(Iowa Western CC)

Hawk-Item - - Joined Iowa program after attending Iowa Western CC... did not see action in 2016.

2017 - - Not listed on the depth chart following spring practice.

High school honors - - Earned elite all-state and first team all-state honors as a senior... all-district first team as a junior... **Career** - - Four-year letterman as wide receiver... helped prep team post two-year mark of 20-5 as a junior and senior... team won conference division title three straight seasons... team reached state quarterfinals in 2012 and 2014 and reached semifinals in 2013... 58 receptions for 898 yards and 12 touchdowns as a senior, an average of 15.5 yards per catch... 33 receptions for 445 yards and 10 touchdowns as a junior, an average of 13.5 per catch... rushed four times for 84 yards... team captain as a senior... holds school records for receptions (58) and receiving yards (898) in a season... holds school records for receiving touchdowns in a game (3) and career (22)... four-year basketball letterman, helping team reach state championship game in 2013... also lettered in track.

Personal - - Born 6/03/97 in Charlotte, NC... health and human physiology major... earned academic all-conference honors for three years... father is Lonnie Dafney... one of four players from West Des Moines on Iowa roster... one of two players from Valley HS on Iowa roster... high school coach was Gary Swenson.



78 - - **James Daniels [^]
Offensive Line
6-4, 295, Junior
Warren, Ohio (Harding HS)

Hawk Item - - One of four true freshman to see action in 2015... joined program for 2015 spring practice.

2017 Honors - - Named to Rimington Trophy Preseason Watch List... preseason fourth team All-America by *Athlon Sports*... preseason second team All-Big Ten by *Athlon Sports*... **2017** - - Listed as first

team center following spring practice.

2016 Honors - - First team Sophomore All-America by Campus Insiders... second team All-Big Ten by *Athlon Sports*... third team All-Big Ten by Big Ten coaches and media and Phil Steele... **2016** - - Started at center in all 11 games he played, missing two non-conference games due to injury... missed spring drills due to injury... started at center in 45-21 win over Miami as offense gained 404 yards total offense... did not see action in 42-3 win over Iowa State due to injury... did not see action in 23-21 loss to North Dakota State due to injury... started at center and played every offensive down in 14-7 win at Rutgers... started at center in 38-31 loss to Northwestern... started at center and played every offensive down in 14-7 win at Minnesota... started at center in 49-35 win at Purdue as offense rushed for 365 net yards and gained 520 yards total offense... started at center and played every offensive down in 17-9 loss to #10 Wisconsin... started at center and played every offensive down in 41-14 loss at #12 Penn State... started at center and played every offensive down in 14-13 win over #2 Michigan... started at center and played every offensive down in 28-0 win at Illinois, as offense rushed for 262 yards and gained 342 yards total offense... started at center in 40-10 win over #15 Nebraska as offense rushed for 264 net yards and gained 408 yards total offense... started at center in 30-3 Outback Bowl loss to #17 Florida.

2015 - - Saw first action of career in 31-14 opening win over Illinois State, as offense gained 431 yards total offense and allowed no sacks... saw action in 31-17 win at Iowa State as offense gained 260 net rushing yards and 475 yards

total offense... saw action in 27-24 win over Pitt as offense gained 363 yards total offense... saw action in 62-16 win over North Texas as offense gained 488 yards total offense... saw action in 10-6 win at Wisconsin... saw action at both guard and tackle in 29-20 win over Illinois as offense rushed for 278 yards and gained 478 yards total offense... started at left guard in 40-10 win at Northwestern as offense rushed for 294 yards and gained 492 yards total offense... saw action in 31-15 win over Maryland... saw action on special teams in 35-27 win at Indiana... saw action in 40-35 win over Minnesota as offense rushed for 272 yards and gained 506 yards total offense... saw action in 40-20 win over Purdue... saw action on special teams in 28-20 win at Nebraska... saw action on special teams in 16-13 loss to Michigan State... started at left guard in 45-16 Rose Bowl loss to Stanford.

High school honors - - Earned all-state honorable mention honors as a junior and senior... earned Five Blocks of Granite Award as a senior... first-team All-Northeast Ohio as a junior and senior, along with first team all-conference and all-county... earned Buckeye Blue Chip recognition as a junior and senior... **Career** - - Three-year football letterman as offensive and defensive lineman... team captain as a senior... helped prep team reach first round of playoffs as a sophomore... started all 10 games as a senior, helping teammate rush for over 1,000 yards... started all nine games as a junior, as team rushed for over 1,500 yards... started all 11 games as a sophomore, as team rushed for over 2,000 yards and offensive line did not allow a single sack... also lettered in track, tossing shot put and discus.

Personal - - Born 9/13/97... biology major... parents are Alicia and LeShun Daniels... high school coach was Steve Arnold.



3 - - *Keith Duncan [^]
Kicker
5-11, 173, Sophomore
Weddington, North Carolina (Weddington HS)

Hawk-Item - - One of 10 true freshmen to see action in 2016... only walk-on true freshman to see action.

2017 - - Listed as first team kicker following spring practice.

2016 Honors - - Coaches Appreciation Award, special teams ... named Big Ten Conference Special Teams Player of the Week vs. Michigan after connecting on 2-of-2 field goals, including the game-winner on the final play of the game... **2016** - - Handled majority of PAT and field goal attempts throughout the season... connected on 38-39 PAT attempts (one blocked) and 9-11 field goal attempts, scoring 65 points... handled all PAT and field goal attempts in 45-21 win over Miami... handled all PAT attempts in 42-3 win over Iowa State, converting all six attempts, but had no field goal attempts... handled all PAT attempts in 23-21 loss to North Dakota State, converting all three attempts, with no field goal attempts... handled all PAT attempts in 14-7 win at Rutgers, making both PAT kicks, with no field goal attempts... handled all PAT and field goal duties in 38-31 loss to Northwestern... connected on all four PAT attempts and only field goal attempt (24 yards) vs. Northwestern to remain perfect through five games... saw action in 14-7 win at Minnesota, converting on both field goal attempts... remained perfect on the season with field goals of 22 and 28 yards and Minnesota... Iowa converted two-point conversion following only touchdown... handled all PAT attempts in 49-35 win at Purdue, connecting on all seven PAT attempts to remain perfect on the season... saw action in 17-9 loss to #10 Wisconsin... connected on 2-3 field goal attempts vs. Wisconsin, including a best of 41 yards... also connected from 25 yards, while his first miss of the season came from 38 yards... saw action in 41-14 loss at #12 Penn State, connecting on both PAT attempts, while not attempting a field goal... saw action in 14-13 win over #2 Michigan, connecting on both field goal attempts... connected on game-winning field goal from 33 yards on final play of the game to provide winning margin... also connected on 25-yard field goal in the third quarter to provide an 11-10 advantage... handled all PAT attempts in 28-0 win at Illinois, and had no field goal attempts... handled all PAT attempts in 40-10 win over #15 Nebraska... connected on 4-5 PATs vs. Nebraska, with win attempt being blocked... handled all field goal attempts in 30-3 Outback Bowl loss to #17 Florida, connecting from 36 yards and missing from 30 yards.

High school honors - - Named to MaxPreps first team All-America team as a senior... first team all-state as a senior by Associated Press, Charlotte Observer and NC Preps... All- UCHSF... Chris Sailer All-American and winner of Chris Sailer Award... Union County SCC Special Teams Player of the Year... semifinalist for National Kicker of the Year... Touchdown Club Student Athlete of the Year... Charlotte Kicker of the Year as a junior and senior... South Charlotte Sports Report Gridiron Great... Union Power Gridiron Clash MVP... first team all-state (NC Preps) and all-county as a junior, and MaxPreps second team All-American... second team all-conference as a sophomore... **Career** - - Four-year varsity kicker, scoring 367 career points... helped prep team win three conference titles in four seasons... team reached state title game as a junior and regional championship as a senior... connected on 22-of-29 field goal attempts as a senior with a long of 54 yards, and five of over 50 yards, with the seven misses coming from 53-yards and beyond... did not miss from 50-yards and in (17-17)... made all 60 PAT attempts while scoring 126 points... as a junior made 17-22 field goal attempts, with a long of 48 yards, and 60-62 PAT kicks while scoring 111 points... scored 73 points as a sophomore, making 7-9 field goals and all 52 PAT attempts... as a freshman made all five field goal attempts and 42-45 PAT kicks, with three blocks, while scoring 57 points... records include state records for consecutive PATs (104), season field goals (22), career field goals (51), and most field goals over 50 yards in a season (5)... holds county records for season and career field goals, season and career scoring, and season and career touchbacks.

Personal - - Born 2/19/98 in Arlington, Texas... biomedical science major... member of National Society of High School Scholars, National Youth Leadership Forum, Washington, D.C. Law & CSI, National Academy of Future Scientists Award of Excellence and Weddington HS Excelsior Award... parents are Jennifer and Stuart Duncan... high school coach was Tim Carson.


Career Bests

Field Goals: _____ 2, twice, last vs. Wisconsin, 10/22/16
 FG Attempts: _____ 3 vs. Wisconsin, 10/22/16
 Long: _____ 41 vs. Wisconsin, 10/22/16
 PATs: _____ 7 at Purdue, 10/15/16
 PAT Attempts: _____ 7 at Purdue, 10/15/16

Career Statistics

Scoring _____ **FGs** _____ **Lng** _____ **PATs** _____ **Points** _____
 Freshman _____ 9-11 _____ 41 _____ 38-39 _____ 62

Field Goals _____ **1-19** _____ **20-29** _____ **30-39** _____ **40-49** _____ **50+** _____ **Total** _____ **Blk** _____
 Freshman _____ 0-0 _____ 6-6 _____ 2-4 _____ 1-1 _____ 0-0 _____ 9-11 _____ --



1 - - Wes Dvorak
Defensive Back
6-0, 192, Sophomore
Parkston, South Dakota (Parkston HS)
(Morningside College)

2017 - - Not listed on the depth chart following spring practice.

2016 - - Redshirted after joining the team as a walk-on.

High school honors - - Earned first team all-state and all-conference honors as a junior and senior... honorable mention Gatorade Player of the Year as a senior... **Career** - - Three-year letterman as running back and defensive back... helped prep team win state title as a senior after placing second in the state the previous season... undefeated in final season... team captain as a senior... also lettered in wrestling and track.

Personal - - Born 2/06/97... business management major... father is Robert Dvorak... attended same high school as DL Brady Reiff... high school coaches were Eric Norden and Sean Spurrell.



84 - - Nick Easley
Wide Receiver
5-11, 203, Junior
Newton, Iowa (Newton HS)
Iowa Western CC

2017 - - Listed as first team wide receiver following spring practice.

Junior College - - Attended Iowa Western CC... earned first team NJCAA All-America honors as a sophomore... first team all-conference as a freshman and sophomore... totaled 954 receiving yards, second most in school history for a single season, as a sophomore, and ranks fifth in career receiving yards... helped team reach bowl game in consecutive years... team captain as a sophomore.

High school honors - - Earned second team all-state honors as a senior wide receiver, and was third team as punter... first team all-district as a junior and senior... **Career** - - Three-year letterman in both football and basketball... helped team advance to state playoffs as a senior... holds school records for touchdown receptions in a game, season and career... holds school record for career receiving yards... team captain as a senior.

Personal - - Born 1/14/97... secondary education major... parents are Allison Lemke and John Easley... high school coach was Ed Ergenbright... junior college coach was Scott Strohmeier.



82 - - **Adrian Falconer ^ (FALCON-ir)
Wide Receiver
6-1, 192, Junior
Leesburg, Florida (Leesburg HS)

Hawk Item - - One of four true freshmen to see action in 2015.

2017 - - Listed as second team split end following spring practice.


2016 - - Saw action in five games, but had no statistics... saw action in 49-35 win at Purdue, but had no statistics as offense rushed for 365 net rushing yards and gained 520 yards total offense... saw action in 41-14 loss at #12 Penn State, recording one solo tackle... saw action in 14-13 win over #2 Michigan, but had no statistics... saw action in 28-0 win at Illinois, but had no receptions as offense rushed for 262 yards and gained 342 yards total offense... recorded one solo tackle... saw action in 40-10 win over #25 Nebraska, but had no statistics as offense gained 264 net rushing yards and 408 yards total offense.

2015 - - Saw first action of career in 31-14 opening win over Illinois State, but had no statistics... saw action in 62-16 win over North Texas, but had no statistics as offense gained 488 yards total offense... saw action in 40-10 win at Northwestern, but had no statistics as offense rushed for 294 yards and gained 492 yards total offense... saw action in 31-15 win over Maryland, recovering onside kick that led to field goal... saw action in 35-27 win at Indiana, but had no statistics... saw action in 40-35 win over Minnesota, but had no statistics as offense rushed for 272 yards and gained 506 yards total offense... saw action in 40-20 win over Purdue, but had no statistics... saw action in 28-20 win at Nebraska, but had no statistics... saw action in 16-13 loss to Michigan State, but had no statistics... saw action in 45-16 Rose bowl loss to Stanford, but had no statistics.

High school honors - - Named to Central Florida All-Star team as a senior... earned team Most Valuable Player Award as a senior... named Outstanding Offensive Player as a junior... **Career** - - Four-year football letterman as wide receiver, defensive back and kick returner... team captain as a senior... helped team win district title as a junior, posting 8-3 record... as a senior recorded 53 receptions for 951 yards and seven touchdowns, averaging 17.9 yards per catch... also collected 33 tackles, one interception and one forced fumble on defense... as a junior recorded 55 receptions for 714 yards and six touchdowns, while recording 57 tackles on defense, along with two recovered fumbles and one forced fumble... recorded 28 receptions for 491 yards as a sophomore,

with one kickoff return touchdown, with the touchdown return forcing overtime in playoff game... also lettered in track and basketball... member of state championship basketball team as a freshman.

Personal -- Born 9/11/95... mechanical engineering major... parents are Karen and Paul Falconer... high school coach was Randy Trivers.



87 - - *Noah Fant ^
Tight End
6-5, 232, Sophomore
Omaha, Neb. (Omaha South)

Hawk-Item -- One of 10 true freshmen to see action in 2016.

2017 - - Listed as first team tight end following spring practice.

2016 - - Saw action in 11 games, recording nine receptions for 70 yards and one touchdown... saw action in 45-21 win over Miami, but had no statistics... saw action in 42-3 win over Iowa State, recording one reception for two yards as offense gained 435 yards total offense... did not see action in 23-21 loss to North Dakota State... did not see action in 14-7 win at Rutgers... saw action in 38-31 loss to Northwestern, but had no statistics... saw action in 14-7 win at Minnesota, recording one reception for four yards... saw action in 49-35 win at Purdue as offense rushed for 365 net rushing yards and gained 520 yards total offense... career-best two receptions for 15 yards at Purdue, including first career touchdown on five-yard reception... saw action in 17-9 loss to #10 Wisconsin, recording one reception for 14 yards, longest of his career... saw action in 41-14 loss at #12 Penn State, but had no statistics... saw action in 14-13 win over #2 Michigan, but had no statistics... saw action in 28-0 win at Illinois, recording career-best three receptions for 25 yards as offense rushed for 262 yards and gained 342 yards total offense... saw action in 40-10 win over #25 Nebraska as offense gained 264 net rushing yards and 408 yards total offense... one reception for 10 yards vs. Nebraska resulted in a key first down in a second half touchdown drive... saw action in 30-3 Outback Bowl loss to #17 Florida, but had no statistics.

High school honors -- Earned first-team all-state and all-metro honors as a senior... was named all-metro tight end MVP and named to Super Six squad... second-team all-state and first-team all-metro as a junior... all-metro and all-state honorable mention as a sophomore... **Career** -- Played both tight end and defensive end... holds school records for receptions in a season and career, and touchdowns in a season and career... team captain as a junior and senior... also competed in track (sprints, high jump, triple jump) and basketball.

Personal -- Born 11/20/97... biology major... named Greater Omaha Scholar-Athlete... parents are Kathy and Willie Fant... high school coach was Chris Fant.

Career Receiving Bests

Number: _____ 3 at Illinois, 11/19/16
Yards: _____ 25 at Illinois, 11/19/16
Touchdowns: _____ 1 at Purdue, 10/15/16
Long: _____ 14 vs. Wisconsin, 10/22/16

Game-By-Game Receiving Stats

2016	No.	Yds.	TD	Lng
Miami	0	0	0	---
IA State	1	2	0	2
NDSU	DNP			
at Rutgers	DNP			
N'western	0	0	0	---
at Minn.	1	4	0	4
at Purdue	2	15	1	10
Wisconsin	1	14	0	14
at PSU	0	0	0	---
Michigan	0	0	0	---
at Illinois	3	25	0	10
Nebraska	1	10	0	10
Florida	0	0	0	---
Totals	9	70	1	14

Career Statistics

Receiving	No.	Yds.	Avg.	TD	Lng
Freshman	9	70	7.8	1	14



76 - - **Dalton Ferguson
Offensive Line
6-4, 312, Junior
Solon, Iowa (Solon HS)

Hawk Item - - Suffered major knee injury during spring practice.

2017 - - Not listed on the depth chart following spring practice, due to injury.


2016 - - Saw action in 12 games, primarily on special teams... saw action in 45-21 win over Miami as offense gained 404 yards total offense... saw action in 42-3 win over Iowa State as offense gained 435 yards total offense... saw action on special teams in 23-21 loss to North Dakota State... saw action on special teams in 14-7 win at Rutgers... saw action on special teams in 38-31 loss to Northwestern... saw action on special teams in 14-7 win at Minnesota... saw action in 49-35 win at Purdue, as offense rushed for 365 net rushing yards and gained 520 yards total offense... saw action on special teams in 17-9 loss to #10 Wisconsin... did not see action in 41-14 loss at #12 Penn State... saw action on special teams in 14-13 win over #2 Michigan... saw action in 28-0 win at Illinois at offense rushed for 262 yards and gained 342 yards total offense... saw action in 40-10 win over #15 Nebraska as offense rushed for 264 net yards and gained 408 yards total offense... saw action on special teams in 30-3 Outback Bowl loss to #17 Florida.

2015 - - Saw first action of career in 62-16 win over North Texas as offense gained 488 yards total offense... did not see action in 10-6 win at Wisconsin... did not see action in 29-20 win over Illinois... saw action on special teams in 40-10 win at Northwestern as offense rushed for 294 yards and gained 492 yards total offense... saw action on special teams in 31-15 win over Maryland... saw action on special teams in 35-27 win at Indiana... saw action on special teams in 40-35 win over Minnesota... saw action in 40-20 win over Purdue... saw action on special teams in 28-20 win at Nebraska... saw action on special teams in 45-16 Rose Bowl loss to Stanford.

2014 - - Redshirted after joining the program as a walk-on.

High school honors - - Earned first team all-state and all-district honors as a senior first team all-district on both offense and defense as a junior... second team all-district on offense as a sophomore... **Career** - - Three-year letterman as offensive lineman and defensive lineman... team captain as a junior and senior... helped prep team post three-year record of 27-6... also earned three letters in both track and baseball and one letter in basketball... tossed shot put over 60 feet at state meet.

Personal - - Born 03/08/96... education major... parents are Diane and Mike Ferguson... member of prep Honor Roll and academic all-district... attended same high school as TE Jacob Coons... high school coach was Kevin Miller.



77 - - Daniel Gaffey (GAFF-ee)
Defensive Line
6-2, 285, Senior
Iowa City, Iowa (Regina HS)

Hawk Item - - Earned undergraduate degree during spring semester of 2017... member of 2017 Leadership Group...

2017 - - Not listed on the depth chart following spring practice.

2016 Honors - - Team Leader Award, defense... **2016** - - Saw action in one game, but had no statistics... did not see action in 45-21 win over Miami... saw first action of career in 42-3 win over Iowa State, but had no statistics... did not see action in 23-21 loss to North Dakota State... did not see action in 14-7 win at Rutgers... did not see action in 38-31 loss to Northwestern... did not see action in 14-7 win at Minnesota... did not see action in 49-35 win at Purdue... did not see action in 17-9 loss to #10 Wisconsin... did not see action in 41-14 loss at #12 Penn State... did not see action in 14-13 win over #2 Michigan... did not see action in 28-0 win at Illinois... did not see action in 40-10 win over #15 Nebraska... did not see action in 30-3 Outback Bowl loss to #17 Florida.

2015 Honors - - Team Leader Award, defense... **2015** - - Did not see any game action.

2014 - - Did not see any game action.

2013 - - Redshirted after joining program as a walk-on.

High school honors - - Earned first team all-state honors as a senior and was first team all-area by Cedar Rapids Gazette and runner-up for Male Athlete of the Year... first team all-conference as a junior... selected to compete in Iowa Shrine Bowl following senior season... **Career** - - Four-year varsity player as defensive tackle and offensive guard... helped prep team win three consecutive state championships while posting perfect 42-0 record, that coming after a 10-2 (state quarterfinals) record during his freshman season... team captain as a junior and senior... also competed as a wrestler, winning 220-pound state title as a senior.

Personal - - Born 7/26/94... sociology major... parents are Sally and Jim Gaffey... one of four players from Iowa City on Iowa roster... attended same high school at TE Drew Cook... high school coach was Marv Cook.



30 - - *Jake Gervase (JIR-voss)
Defensive Back
6-1, 210, Junior
Davenport, Iowa (Assumption HS)

2017 - - Listed as first team free safety following spring practice.

2016 Honors - - Academic All-Big Ten... Team Hustle Award, special teams... Academic All-Big Ten... **2016** - - Saw action in all 13 games, primarily on special teams, recording four solo tackles... saw action in

45-21 win over Miami, recording two solo tackles... saw action in 42-3 win over Iowa State, but had no statistics as defense allowed just 291 yards total offense... saw action in 23-21 loss to North Dakota State, but had no statistics... saw action on special teams in 14-7 win at Rutgers, but had no statistics... saw action in 38-31 loss to Northwestern, but had no statistics... saw action in 14-7 win at Minnesota, but had no statistics as defense allowed just 102 net rushing yards and 268 yards total offense... saw action in 49-35 win at Purdue, but had no statistics as defense allowed just 47 net rushing yards... saw action in 17-9 loss to #10 Wisconsin, but had no statistics... saw action in 41-14 loss at #12 Penn State, but had no statistics... saw action in 14-13 win over #2 Michigan as defense allowed just 201 yards total offense... saw action in 28-0 win at Illinois, but had no statistics as defense allowed 61 rushing yards and 198 yards total offense... saw action in 40-10 win over #15 Nebraska, recording two solo tackles as defense allowed just 90 net rushing yards and 217 yards total offense... saw action in 30-3 Outback Bowl loss to #17 Florida, but had no statistics.

2015 - - Saw first action of career in 31-14 win over Illinois State, but had no statistics as defense allowed 35 net rushing yards and 231 yards total offense... saw action in 31-17 win at Iowa State, but had no statistics as defense allowed no points and just 66 yards total offense in the second half... did not see action in 27-24 win over Pitt... saw action in 62-16 win over North Texas, recording one assisted tackle... did not see action in 10-6 win at Wisconsin... did not see action in 29-20 win over Illinois... did not see action in 40-10 win at Northwestern... did not see action in 31-15 win over Maryland... did not see action in 35-27 win at Indiana... saw action in 40-35 win over Minnesota, recording one solo tackle... saw action in 40-20 win over Purdue, but had no statistics... saw action in 28-20 win at Nebraska, but had no statistics... did not see action in 16-13 loss to Michigan State... did not see action in 45-16 Rose Bowl loss to Stanford.

2014 - - Redshirted after joining the program as a walk-on.

High school honors - - Named to Des Moines Register Elite all-state team as a defensive back as a senior... conference Player of the Year on offense and co-Player of the Year on defense as a senior... first team all-conference at quarterback and defensive back as a senior, along with honorable mention punter... Player of the Year and captain of All-Metro team as a senior... first team all-conference on defense as a junior and third team on offense... third team all-conference on defense as a sophomore... **Career** - - Three-year letterman at defensive back, quarterback and punter... set school, conference and state records in Class 3A with 16 career interceptions... team captain as a senior... as a senior recorded 53.5 tackles, including 47 solo stops, and eight interceptions... on offense completed 73-149 pass attempts for 1,006 yards and 10 touchdowns, while rushing 150 times for 985 yards and seven scores... as a junior recorded 44.5 tackles and five interceptions, while completing 96-159 pass attempts for 1,268 yards and 13 touchdowns and rushing 146 times for 946 yards and 11 touchdowns... collected 48.5 tackles and three interceptions as a sophomore, while rushing for 166 yards and passing for 85 yards... also enjoyed outstanding baseball career as a prep, while also earning varsity letters in basketball, wrestling and track... first team all-state in baseball as a senior by Iowa Newspaper Association, and named to coaches association 16-player Super Team... led team to Class 3A state championship... held .398 batting average, with 21 RBI and 33 stolen bases in 39 games... named Class 3A Baseball Player of the Year by Sports Spotlight.

Personal - - Born 9/18/95... finance major... parents are Sheila and Steve Gervase... high school coach was Wade King.

Career Bests


Tackles: _____ 2, twice, last vs. Nebraska, 11/25/16
Solos: _____ 2, twice, last vs. Nebraska, 11/25/16
Assists: _____ 1 vs. North Texas, 9/26/15

Game-by-Game Defensive Stats

2015	Solo-Ast.	2016	Solo-Ast.
IllState	0-0	Miami	2-0
at IAState	0-0	IA State	0-0
Pitt	DNP	NDSU	0-0
North TX	0-1	at Rutgers	0-0
at Wisconsin	DNP	N'western	0-0
Illinois	DNP	at Minn.	0-0
at N'western	DNP	at Purdue	0-0
Maryland	DNP	Wisconsin	0-0
at Indiana	DNP	at PSU	0-0
Minnesota	1-0	Michigan	0-0
Purdue	0-0	at Illinois	0-0
at Nebraska	0-0	Nebraska	2-0
MSU (n)	DNP	Florida (n)	0-0
Stanford (n)	DNP	Totals	4-0
Totals	1-1		

Career Statistics

Defense	Solo	Ast.	Total	T/Loss	Sacks	Int-Yds.	PBU	FF	RF
Freshman	1	1	2	0/0	0/0	0-0	0	0	0
Sophomore	4	0	4	0/0	0/0	0-0	0	0	0
Career	5	1	6	0/0	0/0	0-0	0	0	0



57 - - Chauncey Golston
Defensive End
6-5, 255, Redshirt Freshman
Detroit, Mich. (East English Village Prep)

2017 - - Not listed on the depth chart following spring practice.

2016 - - Redshirted.

High school honors -- First-team all-state, all-metro, and all-city as a senior... honorable mention all-city

as a junior... **Career** -- Helped prep team reach state playoffs three straight years while winning 23 total games... recorded 43 tackles as a senior, with nine sacks... recorded 53 tackles as a junior with 13 sacks... team captain as a junior and senior.

Personal -- Born Feb. 10, 1998... open major... mother is Linda Golston... member of National Honor Society... earned academic All-America recognition... one of two players from Detroit on Iowa roster... attended same high school as DL Cedrick Lattimore... high school coach was Rod Oden.



40 - - **Parker Hesse (HESS-ee)
Defensive End
6-3, 257, Junior
Waukon, Iowa (Waukon HS)

Hawk Item - - Earned undergraduate degree during spring semester of 2017.

2017 - - Listed as first team right defensive end following spring practice.

2016 Honors - - Team Hustle Award, defense... Academic All-Big Ten (second year)... honorable mention All-Big Ten by Big Ten coaches and media... **2016 Preseason Honors** - - Preseason fourth team All-Big Ten by Athlon Sports... **2016** - - Started all 12 games in which he played, missing one game due to injury... collected 37 tackles, including 18 solo stops and 19 assists... recorded eight tackles for loss, five sacks, three pass break-ups and one recovered and one forced fumble... started at defensive end in 45-21 win over Miami... recorded a 28-yard fumble return in the first quarter before leaving the game due to injury... did not see action in 42-3 win over Iowa State due to injury... started at defensive end in 23-21 loss to North Dakota State, recording two solo tackles and one pass break-up... started at defensive end in 14-7 win at Rutgers as defense allowed just one touchdown... set career-bests with 2.5 tackles for loss and two sacks among his four tackles... started at defensive end in 38-31 loss to Northwestern... recorded five tackles vs. Northwestern, including three solo stops and two assists, with a shared tackle for loss... started at defensive end in 14-7 win at Minnesota as defense allowed just 102 net rushing yards and 268 yards total offense... recorded two solo tackles and two assists at Minnesota, with one tackle for loss... started at defensive end in 49-35 win at Purdue as defense allowed just 47 net rushing yards... recorded three solo tackles and two assists at Purdue, with a shared sack and one pass break-up... started at defensive end in 17-9 loss to #10 Wisconsin, recording three assisted tackles and one QB pressure... started at defensive end in 41-14 loss at #12 Penn State... recorded five tackles at PSU, including two solo stops and three assists, along with 1.5 tackles for loss... started at defensive end in 14-13 win over #2 Michigan as defense allowed just 201 yards total offense... recorded one solo tackle and one assist vs. Michigan, including a QB sack... also had a forced fumble and one QB pressure... started at defensive end in 28-0 win at Illinois as defense allowed 61 rushing yards and 198 yards total offense... two tackles at Illinois, including one tackle for loss... started at weakside linebacker in 40-10 win over #15 Nebraska, recording one solo tackle and one assist as defense allowed just 90 net rushing yards and 217 yards total offense... started at defensive end in 30-3 Outback Bowl loss to Florida, recording two solo stops, one assist and one pass break-up.

2015 Honors - - Next Man In Award, defense... Academic All-Big Ten... Big Ten Conference All-Freshman team by BTN.com... named Big Ten Conference Freshman of the Week for his play in 28-20 win at Nebraska... **2015** - - Started eight games at defensive end and played in all 14 contests... recorded 44 tackles, including 24 solo stops and 20 assists, along with three tackles for loss,

two QB sacks and an interception return for a touchdown... saw first action of career in 31-14 win over Illinois State, as defense allowed 35 net rushing yards and 231 yards total offense... recorded one solo tackle and one assist vs. Illinois State, including one tackle for loss and a QB sack... saw action in 31-17 win at Iowa State as defense allowed no points and just 66 yards total offense in the second half... recorded career-best three tackles at ISU, including two solo tackles and one assist... first career start at defensive end in 27-24 win over Pitt, recording one assisted tackle and one QB pressure as defense allowed just 55 net rushing yards and 282 yards total offense... saw action in 62-16 win over North Texas, recording career-best six tackles, including two solo stops and four assists... saw action in 10-6 win at Wisconsin, recording one assisted tackle as defense allowed no touchdowns and just 320 yards total offense... saw action in 29-20 win over Illinois as defense allowed just 46 net rushing yards... recorded two solo tackles vs. Illinois, and also recovered fourth quarter fumble that led to final field goal... started at defensive end in 40-10 win at Northwestern as defense allowed just 51 net rushing yards and 198 yards total offense... recorded one assisted tackle and first fumble recovery of career at Northwestern... started at defensive end in 31-15 win over Maryland... matched career-best with six tackles vs. Maryland, including four solo stops and two assists, along with one tackle for loss and a pass break-up... started at defensive end in 35-27 win at Indiana, recording four solo tackles and one assist... started at defensive end in 40-35 win over Minnesota, recording one assisted tackle... started at defensive end in 40-20 win over Purdue... recorded one solo tackle and three assists vs. Purdue, including one QB sack... started at defensive end in 28-20 win at Nebraska... matched career-high with six tackles at Nebraska, with three solo stops and three assists... also had first career interception and four-yard return for a touchdown... started at defensive end in 16-13 loss to Michigan State, recording three solo tackles and one assist... started at defensive end in 45-16 Rose Bowl loss to Stanford, recording two solo tackles and one pass break-up.

2014 - - Redshirted... moved from linebacker to defensive end late in the season.

High school honors - - First team all-state by Des Moines Register and Iowa Newspaper Association as a senior... second team all-state as a junior... named district MVP on offense as a senior... first team all-district in final three years as a prep... selected to participate in Iowa Shrine Game... **Career** - - Helped prep team post 21-5 mark his last two seasons, winning two playoff games as a junior and advancing to state title game as a senior... scored 334 career points on offense... recorded 59 tackles as a senior, with three sacks and two interceptions... completed 93-153 pass attempts for 1,439 yards and 16 touchdowns, while rushing 173 times for 1,273 yards and 23 touchdowns... averaged 40.6 yards per punt as a senior... recorded 74 tackles as a junior, with 12 tackles for loss, one sack and two interceptions... on offense rushed 121 times for 1,174 yards and 17 touchdowns, while completing 22-42 passes for 450 yards and four scores... recorded 71 tackles as a sophomore, with two sacks and one interception... completed 13-22 passes for 164 yards and two touchdowns, while rushing 41 times for 205 yards and four touchdowns... team captain as a senior ... earned three letters in football while playing quarterback, running back, wide receiver and defensive end... four-year letterman in basketball, baseball and track... starter on baseball team that reached state tournament as a freshman... qualified for state track meet as a sophomore and junior.

Personal - - Born 5/26/95 in LaCrosse, Wisconsin... biology major... parents are Marcia and Perry Hesse... member of National Honor Society... high school coach was Chad Beerman.

Career Bests


- Tackles: _____ 6, three times, last at Nebraska, 11/27/15
- Solos: _____ 4, twice, last at Indiana, 11/07/15
- Assists: _____ 4 vs. North Texas, 9/26/15
- Tackle for Loss: _____ 2.5 vs. Rutgers, 9/24/16
- QB Sack: _____ 2 vs. Rutgers, 9/24/16
- Forced Fumble: _____ 1, twice, last vs. Michigan, 11/12/16
- Recovered Fumble: _____ 1, twice, last vs. Miami, 9/03/16
- Interception: _____ 1 at Nebraska, 11/27/15
- Touchdown: _____ 1 at Nebraska, 11/27/15
- Pass Break-Up: _____ 1, five times, last vs. Florida, 1/02/17

Game-by-Game Defensive Stats

2015	Solo-Ast.	2016	Solo-Ast.
IllState	1-1	Miami	0-0
at IAState	2-1	IA State	INJ
Pitt	0-1	NDSU	2-0
North TX	2-4	at Rutgers	2-2
at Wisconsin	0-1	N'western	3-2
Illinois	2-0	at Minn.	2-2
at N'western	0-1	at Purdue	3-2
Maryland	4-2	Wisconsin	0-3
at Indiana	4-1	at PSU	2-3
Minnesota	0-1	Michigan	1-1
Purdue	1-3	at Illinois	0-2
at Nebraska	3-3	Nebraska	1-1
MSU (n)	3-1	Florida (n)	2-1
Stanford (n)	2-0	Totals	16-17
Totals	24-20		

Career Statistics

Defense	Solo	Ast.	Total	T/Loss	Sacks	IN-YD-TD	QBH	PBU	FF	RF
Freshman	24	20	44	3/12	3/12	1-4-1	1	2	1	1
Sophomore	18	19	37	8/36	5/30	0-0	2	3	1	1
Career	42	39	81	11/48	8/42	1-4-1	3	5	2	2



48 - - * Jack Hockaday ^

Linebacker
6-1, 232, Junior
Forsyth, Illinois (Maroa-Forsyth HS)

Hawk Item - - One of four true freshmen to see action in 2015.

2017 - - Listed as second team middle linebacker following spring practice.

2016 - - Saw action in all 13 games, recording seven solo tackles and four assists, two forced fumbles and one pass break-up... saw action in 45-21 win over Miami... recorded three solo stops and three assists vs. Miami, along with one forced fumble and one pass break-up... saw action in 42-3 win over Iowa State, but had no statistics as defense allowed just 291 yards total offense... saw action in 23-21 loss to North Dakota State, but had no statistics... saw action in 14-7 win at Rutgers, but had no statistics as defense allowed just one touchdown... saw action in 38-31 loss to Northwestern, but had no statistics... saw action in 14-7 win at Minnesota, recording one assisted tackle as defense allowed just 102 net rushing yards and 268 yards total offense... saw action in 49-35 win at Purdue, recording two solo tackles as defense allowed just 47 net rushing yards... saw action in 17-9 loss to #10 Wisconsin, but had no statistics... saw action in 41-14 loss at #12 Penn State, but had no statistics... saw action in 14-13 win over #2 Michigan as defense allowed just 201 yards total offense... recorded solo tackle and a forced fumble on opening kickoff of the second half vs. Michigan, leading to go-ahead field goal... saw action in 28-0 win at Illinois, recording one solo tackle as defense allowed just 61 net rushing yards and 198 yards total offense... saw action in 40-10 win over #15 Nebraska, but had no statistics as defense allowed just 90 net rushing yards and 217 yards total offense... saw action in 30-3 Outback Bowl loss to #17 Florida, but had no statistics.

2015 - - Saw first action of career in 40-10 win at Northwestern, seeing action on special teams with no statistics... saw action in 31-15 win over Maryland, recording one assisted tackle... saw action on special teams in 35-27 win at Indiana, recording one solo tackle... saw action in 40-35 win over Minnesota, but had no statistics... saw action in 40-20 win over Purdue, but had no statistics... saw action in 28-20 win at Nebraska, but had no statistics... saw action in 16-13 loss to Michigan State, but had no statistics... saw action in 45-16 Rose Bowl loss to Stanford, but had no statistics.

High school honors - - Earned first-team all-state honors as a junior and senior... first-team all-conference linebacker as a senior and County Player of the Year... first-team all-conference at quarterback and defensive back as a sophomore and junior, while being named County Player of the Year both years... **Career** - - Set Illinois state record for career total yards from scrimmage (11,506)... four-year letterman while playing linebacker, quarterback, defensive

back, and wide receiver... prep team earned state championship in 2012 and reached championship game in 2014... team reached state semifinals in 2011 and 2013, posting four-year record of 46-7... team captain as a junior and senior... started at wide receiver and safety as a freshman... recorded 106 tackles as a senior with six interceptions and seven forced fumbles... on offense rushed 281 times for 2,016 yards and 32 touchdowns, while passing for 1,943 yards and 18 touchdowns... recorded 60 tackles and six interceptions as a junior, while rushing 122 times for 822 yards and 28 touchdowns and completing 125-of-187 pass attempts for 2,156 yards and 30 touchdowns, with two interceptions... collected 60 tackles and seven interceptions as a sophomore, while rushing 160 times for 1,007 yards and 22 touchdowns and completing 193-of-270 pass attempts for 2,529 yards and 28 touchdowns, with four interceptions... as a freshman collected 50 tackles and three interceptions on defense while catching 51 passes for 704 yards and seven touchdowns... also lettered for prep basketball team.

Personal - - Born 8/22/96... open major... parents are Cheryl and John Hockaday... four-year member of prep Honor Roll... high school coach was Josh Jostes.

Career Bests

Tackles:	6 vs. Miami, 9/03/16
Solos:	3 vs. Miami, 9/03/16
Assists:	3 vs. Miami, 9/03/16
Forced Fumble:	1, twice, last vs. Michigan, 11/12/16
Pass Break-Ups:	1 vs. Miami, 9/03/16

Game-by-Game Defensive Stats

2015	Solo-Ast.	2016	Solo-Ast.
IllState	DNP	Miami	3-3
at IAState	DNP	IA State	0-0
Pitt	DNP	NDSU	0-0
North TX	DNP	at Rutgers	0-0
at Wisconsin	DNP	N'western	0-0
Illinois	DNP	at Minn.	0-1
at N'western	0-0	at Purdue	2-0
Maryland	0-1	Wisconsin	0-0
at Indiana	1-0	at PSU	0-0
Minnesota	0-0	Michigan	1-0
Purdue	0-0	at Illinois	1-0
at Nebraska	0-0	Nebraska	0-0
MSU (n)	0-0	Florida (n)	0-0
Stanford (n)	0-0	Totals	7-4
Totals	1-1		

Career Statistics

Defense	Solo	Ast.	Total	T/Loss	Sacks	Int-Yds.	PBU	FF	RF
Freshman	1	1	2	0/0	0/0	0-0	0	0	0
Sophomore	7	4	11	0/0	0/0	0-0	1	2	0
Career	8	5	13	0/0	0/0	0-0	1	2	0



38 - - T.J. Hockenson

Tight End
6-5, 243, Redshirt Freshman
Chariton, Iowa (Chariton)


2017 - - Listed as one of two first team tight ends following spring practice.

2016 - - Redshirted.

High School honors -- Named elite all-state first team as a senior... first-team all-state as a sophomore and junior... first-team all-district as sophomore, junior, and senior after earning honorable mention all-district as a freshman... **Career** -- Four-year football letterman as tight end and defensive back, helping team reach state playoffs as a senior... holds school records for receiving yards in a game, season, and career... also holds records for touchdown receptions in a season and career... recorded 85 catches for 1,219 yards and 17 touchdowns as a senior, while recording 39 tackles, four sacks, and two interceptions on defense... as a junior totaled 73 receptions for 1,116 yards and 18 touchdowns, while collecting 22 tackles and one interception on defense... recorded 60

catches for 931 yards and 10 touchdowns as a sophomore, with 15 tackles, two interceptions and one touchdown on defense... 20 receptions for 294 yards and four touchdowns as a freshman... team captain as a junior and senior.

Personal -- Born 7/03/97... open major... parents are Teri and Tod Hockenson... high school coach was Curt Smyser.



27 - - *Amani Hooker ^
Defensive Back
6-0, 210, Sophomore
Minneapolis, Minn. (Park Center)

Hawk Item -- One of 10 true freshmen to see action in 2016.

2017 -- Listed as second team free safety following spring practice.

2016 -- Saw action in all 13 games, primarily on special teams, recording three solo tackles and one assist... saw first action of career in 45-21 win over Miami, but had no statistics... saw action in 42-3 win over Iowa State, but had no statistics as defense allowed just 291 yards total offense... saw action in 23-21 loss to North Dakota State, but had no statistics... saw action in 14-7 win at Rutgers, but had no statistics as defense allowed just one touchdown... saw action in 38-31 loss to Northwestern, but had no statistics... saw action in 14-7 win at Minnesota, recording one assisted tackle as defense allowed just 102 net rushing yards and 268 yards total offense... saw action in 49-35 win at Purdue, but had no statistics as defense allowed just 47 net rushing yards... saw action in 17-9 loss to #10 Wisconsin, but had no statistics... saw action in 41-14 loss at #12 Penn State, but had no statistics... saw action in 14-13 win over #2 Michigan, recording one solo tackle as defense allowed just 201 yards total offense... saw action in 28-0 win at Illinois, recording one solo tackle as defense allowed just 61 net rushing yards and 198 yards total offense... saw action in 40-10 win over #15 Nebraska, but had no statistics as defense allowed just 90 net rushing yards and 217 yards total offense... saw action in 30-3 Outback Bowl loss to #17 Florida, recording one solo tackle.

High school honors -- Conference MVP as a senior... earned first-team all-state honors as a senior and was finalist for "Mr. Football"... second-team all-state as a junior and third-team all-state as a sophomore... first-team all-conference for three straight seasons... **Career** -- Played defensive back, quarterback, running back, and wide receiver as a prep... set school record for interceptions in a season (11)... helped team post 9-3 record as a senior, while reaching state playoffs... team captain as a senior... also lettered in basketball.

Personal -- Born 6/14/98... business major... parents are Janice Hooker and Ray Hooker... high school coach was Paul Strong.

Career Bests


Tackles: _____ 1, four times, last vs. Florida, 1/02/17
Solos: _____ 1, three times, last vs. Florida, 1/02/17
Assists: _____ 1 at Minnesota, 10/08/16

Game-by-Game Defensive Stats

2016	Solo-Ast.	2016	Solo-Ast.
Miami	0-0	Wisconsin	0-0
IA State	0-0	at PSU	0-0
NDSU	0-0	Michigan	1-0
at Rutgers	0-0	at Illinois	1-0
N'western	0-0	Nebraska	0-0
at Minn.	0-1	Florida (n)	1-0
at Purdue	0-0	Totals	3-1

Career Statistics

Defense _Solo_ _Ast._ _Total T/Loss_ _Sacks_ _Int-Yds._ _PBU_ _FF_ _RF_
Freshman _3_ _1_ _4_ 0/0 _0/0_ _0-0_ _0_ _0_ _0_



88 - - *Jake Hulett
Defensive Line
6-3, 289, Senior
Springville, Iowa (Springville HS)

Hawk Item -- Member of 2017 Leadership Group.

2017 -- Not listed on the depth chart following spring practice.

2016 -- Suffered injury during preseason and did not see any game action.


2015 Honors -- Team Leader Award, defense... **2015** -- Saw action in 62-16 win over North Texas, but had no statistics... saw action on special teams in 29-20 win over Illinois, in 40-10 win at Northwestern, in 31-15 win over Maryland, in 35-27 win at Indiana, in 40-35 win over Minnesota, in 28-20 win at Nebraska, in 16-13 loss to Michigan State and in 45-16 Rose Bowl loss to Stanford, but had no statistics... did not see action in 31-14 win over Illinois State, in 31-17 win at Iowa State in 27-24 win over Pitt, in 10-6 win at Wisconsin or in 40-20 win over Purdue.

2014 -- Did not see any game action.

2013 -- Redshirted after joining program as a walk-on.

High school honors -- Earned Wendy's Heisman Award as a senior... first team all-state as a senior on both offense and defense... second team all-state on defense as a junior... first team all-district as a junior and senior... second team all-district as a sophomore and honorable mention as a freshman... **Career** -- Four-year football letterman while playing quarterback, fullback, tight end, defensive end and linebacker... team captain as a senior... helped prep team advance to second round of state playoffs as a senior as school won first-ever playoff game... played in 37 career games and holds school records for career receptions (59), receiving yards (905) and receiving touchdowns (13)... holds defensive records for career solo tackles (167), assists (191) and total tackles (358), career QB sacks and tackles for loss... recorded 36 receptions for 581 yards and 10 touchdowns as a senior, with three rushing touchdowns... also had 102 tackles, including 16 tackles for loss, eight QB sacks and two recovered fumbles... 18 receptions for 281 yards and three touchdowns as a junior, with 106 tackles, 15 tackles for loss and nine QB sacks... 206 rushing yards and three touchdowns as a sophomore, while passing for 193 yards and two touchdowns... 90 tackles on defense as a sophomore and 60 tackles as a freshman... also lettered in basketball, baseball and track.

Personal -- Born 4/15/95... business major... parents are Alexis and Kevin Hulett... member of National Honor Society and prep Honor Roll... high school coach was Joe Martin.



77 - - Alaric Jackson (AH-lair-ick)
Offensive Line
6-7, 320, Redshirt Freshman
Detroit, Mich. (Renaissance)

2017 -- Listed as second team left tackle following spring practice.

2016 -- Redshirted.

High school honors -- Named first-team all-state and all-city and listed as Top 10 player in the state of Michigan... third-team all-state as a junior... **Career** -- Played offensive and defensive line... helped prep team advance to state playoffs as a junior... set school record for sacks in a season... team captain as a senior... also participated for prep basketball, soccer, baseball, and track teams.

Personal -- Born 7/14/98, in Windsor, Ontario, Canada... sports medicine major... mother is Dionne Jackson... one of two players from Detroit on Iowa roster... high school coach was Lou Beatty.



15 - - ** Joshua Jackson
Defensive Back
6-1, 192, Junior
Corinth, Texas (Lake Dallas HS)

Hawk Item - - Moved from defensive back to wide receiver during 2015 spring practice, before returning to defense in the fall.

2017 - - Listed as first team left cornerback following spring practice.

2016 - - Saw action in 12 games, with one start at cornerback... recorded 10 solo tackles, with one tackle for loss, along with four pass break-ups... saw action in 45-21 win over Miami, recording one solo tackle... saw action in 42-3 win over Iowa State, recording one solo tackle as defense allowed just 291 yards total offense... did not see action in 23-21 loss to North Dakota State... saw action in 14-7 win at Rutgers, but had no statistics as defense allowed just one touchdown... saw action in 38-31 loss to Northwestern, recording one pass break-up... saw action in 14-7 win at Minnesota, recording one solo tackle as defense allowed just 102 net rushing yards and 268 yards total offense... saw action in 49-35 win at Purdue, recording one solo tackle and one pass break-up as defense allowed just 47 net rushing yards... saw action in 17-9 loss to #10 Wisconsin, but had no statistics... saw action in 41-14 loss at #12 Penn State, recording one solo tackle... saw action in 14-13 win over #2 Michigan, but had no statistics as defense allowed just 201 yards total offense... saw action in 28-0 win at Illinois, but had no statistics as defense allowed just 61 net rushing yards and 198 yards total offense... saw action in 40-10 win over #15 Nebraska, as defense allowed just 90 net rushing yards and 217 yards total offense... forced into fulltime action vs. Nebraska due to injuries and responded by matching career-high with two solo tackles and a career-best two pass break-ups... started at cornerback in 30-3 Outback Bowl loss to #17 Florida... career-best three solo tackles vs. Florida, including one tackle for loss.

2015 - - Saw action in all 14 games, recording eight tackles and two pass break-ups... saw first action of career in 31-14 win over Illinois State, recording one solo tackle as defense allowed 35 net rushing yards and 231 yards total offense... saw action in 31-17 win at Iowa State, recording career-best two solo tackles as defense allowed no points and just 66 yards total offense in the second half... saw action in 27-24 win over Pitt, but had no statistics as defense allowed just 55 net rushing yards and 282 yards total offense... saw action in 62-16 win over North Texas, recording one solo tackle and one pass break-up... saw action in 10-6 win at Wisconsin, but had no statistics as defense allowed no touchdowns and just 320 yards total offense... saw action in 29-20 win over Illinois, recording one solo tackle as defense allowed just 46 net rushing yards... saw action in 40-10 win at Northwestern, recording one pass break-up as defense allowed just 51 net rushing yards and 198 yards total offense... saw action in 31-15 win over Maryland, recording one solo tackle... saw action in 35-27 win at Indiana, but had no statistics... saw action in 40-35 win over Minnesota, but had no statistics... saw action in 40-20 win over Purdue, recording one solo tackle... saw action in 28-20 win at Nebraska, but had no statistics... saw action in 16-13 loss to Michigan State, recording one solo tackle... saw action in 45-16 Rose Bowl loss to Stanford, but had no statistics.

2014 - - Redshirted.

High school honors - - Earned all-district honors... **Career** - - Team captain as a senior while playing both wide receiver and defensive back... helped team reach second round of state playoffs as a junior... as a senior receiver collected 24 receptions for 485 yards and nine touchdowns... also participated in basketball and track, qualifying for state track meet in the triple jump as a junior.

Personal - - Born 4/03/96... physical therapy major... parents are Vanessa and Paul Jackson... high school coach was Michael Young.

Career Bests

Tackles: _____ 3 vs. Florida, 1/02/17
Solos: _____ 3 vs. Florida, 1/02/17
Pass Break-Ups: _____ 2 vs. Nebraska, 11/25/16
Tackle for Loss: _____ 1 vs. Florida, 1/02/17

Game-by-Game Defensive Stats

2015	Solo	Ast.	2016	Solo	Ast.
IllState	_____	1-0	Miami	_____	1-0
at IAState	_____	2-0	IA State	_____	1-0
Pitt	_____	0-0	NDSU	_____	DNP
North TX	_____	1-0	at Rutgers	_____	0-0
at Wisconsin	_____	0-0	N'western	_____	0-0
Illinois	_____	1-0	at Minn.	_____	1-0
at N'western	_____	0-0	at Purdue	_____	1-0
Maryland	_____	1-0	Wisconsin	_____	0-0
at Indiana	_____	0-0	at PSU	_____	1-0
Minnesota	_____	0-0	Michigan	_____	0-0
Purdue	_____	1-0	Illinois	_____	0-0
at Nebraska	_____	0-0	Nebraska	_____	2-0
MSU (n)	_____	1-0	Florida (n)	_____	3-0
Stanford (n)	_____	0-0	Totals	_____	10-0
Totals	_____	8-0			

Career Statistics

Defense	Solo	Ast.	Total	T/Loss	Sacks	Int-Yds.	PBU	FF	RF
Freshman	8	0	8	0/0	0/0	0-0	2	0	0
Sophomore	10	0	10	1/3	0/0	0-0	4	0	0
Career	18	0	18	1/3	0/0	0-0	6	0	0



66 - - Dalles Jacobus
Defensive Line
6-0, 280, Redshirt Freshman
Palo, Iowa (Cedar Rapids, Kennedy HS)

2017 - - Not listed on the depth chart following spring practice.

2016 - - Redshirted after joining the team as a walk-on.

High school honors - - Earned first team all-state and all-district honors as a senior... named district Defensive Player of the Year as a senior... **Career** - - Two-year football letterman as offensive and defensive lineman... helped prep team reach state playoffs as a junior and senior, posting a 13-1 record his senior season... team captain as a senior... recorded 40 tackles as a senior, including 22 tackles for loss... on offense scored five touchdowns on 12 rushing attempts... also participated in track and field, wrestling and baseball as a prep... won state shot put title as a senior, hitting winning throw on final attempt.

Personal - - Born 9/23/98... open major... parents are Shelley and Eric Jacobus... attended same high school as TE Shaun Beyer... high school coach was Brian White.



53 - - * Garret Jansen
Defensive Line
6-2, 280, Sophomore
Pella, Iowa (Pella HS)

2017 - - Listed as second team right defensive tackle following spring practice.

2016 Honors - - Academic All-Big Ten... **2016** - - Saw action in 12 games, primarily on special teams, recording two solo tackles and one assist... saw first action of career on special teams in 45-21 win over Miami, but had no statistics... saw action in 42-3 win over Iowa State, recording two solo tackles and one assist as defense allowed just 291 yards total offense... saw action in 23-21 loss to North Dakota State, but had no statistics... saw action in 14-7 win at Rutgers, but had no statistics as defense allowed just one touchdown... saw action in 38-31 loss to Northwestern, but had no statistics... saw action on special teams in 14-7 win at Minnesota, but had no statistics as defense allowed just 102 net rushing yards and 268 yards total offense... saw action in 49-35 win at Purdue, but had no statistics as defense allowed just 47 net rushing yards... saw action in 17-9 loss to #10 Wisconsin, but had no statistics... did not see action in 41-14 loss at #12 Penn State... saw action in 14-13 win over #2 Michigan, but had no statistics as defense allowed just

201 yards total offense... saw action in 28-0 win at Illinois, but had no statistics as defense allowed just 61 net rushing yards and 198 yards total offense... saw action in 40-10 win over #15 Nebraska, but had no statistics as defense allowed just 90 net rushing yards and 217 yards total offense... saw action in 30-3 Outback Bowl loss to #17 Florida, but had no statistics.

2015 -- Redshirted.

High school honors -- Named to Des Moines Register Elite All-State team as a senior... named first-team all-state as a junior by Des Moines Register and Iowa Newspaper Association... earned second-team all-state honors from Des Moines Register as a sophomore... first-team all-district selection for three straight seasons... **Career** -- Four-year varsity starter and four-year letterman... team captain as a senior... helped prep team win state title as a senior, collecting three solo tackles, one tackle for loss and one pass break-up in title game victory... recorded 59.5 tackles as a senior, with 25.5 tackles for loss and five sacks... also lettered in basketball, baseball, and track... participated in Drake Relays in discus throw in 2013 and 2014, placing seventh in 2014... state qualifier in discus as sophomore and junior.

Personal -- Born 11/26/96... communication disorders major... parents are Lisa and Ron Jansen... member of National Honor Society, serving as treasurer... member of prep Honor Roll... academic all-district for three years... academic all-state as a senior ... received Iowa Bankers Association Outstanding Student Athlete Achievement Award... member of award-winning production team for school paper and earned first place in 2014 IHSPA page design competition... one of three players from Pella on Iowa roster... attended same high school as DB Noah Clayberg and DE Austin Schulte... high school coach was Jay McKinstrey.

Career Bests


Tackles: _____ 3 vs. Iowa State, 9/10/16
Solos: _____ 2 vs. Iowa State, 9/10/16
Assists: _____ 1 vs. Iowa State, 9/10/16

Game-by-Game Defensive Stats

2016	Solo-Ast.	2016	Solo-Ast.
Miami _____	0-0	Wisconsin _____	0-0
IA State _____	2-1	at PSU _____	DNP
NDSU _____	0-0	Michigan _____	0-0
at Rutgers _____	0-0	at Illinois _____	0-0
N'western _____	0-0	Nebraska _____	0-0
at Minn. _____	0-0	Florida (n) _____	0-0
at Purdue _____	0-0	Totals _____	2-1

Career Statistics

Defense _ Solo _ Ast. _ Total T/Loss _ Sacks _ Int-Yds. _ PBU _ FF _ FR
Freshman _ 2 _ 1 _ 3 _ 0/0 _ 0/0 _ 0-0 _ 0 _ 0 _ 0



43 - - * Josey Jewell**
Linebacker
6-2, 236, Senior
Decorah, Iowa (Decorah HS)

Hawk Item -- Ranked second in the Big Ten in tackles in 2016 with 124... has started 30 consecutive games over the last three seasons... tied for 18th in career tackles with 301... 124 tackles in 2016 ties as 27th-best single season total at Iowa... member of 2017 Leadership Group... one of seven juniors named to 2016 Leadership Group... only sophomore named

to 2015 Leadership Group... one of two redshirt freshmen named to 2014 Leadership Group.

2017 Honors -- Named to Lott IMPACT Trophy preseason Watch List... preseason first team All-America by *Athlon Sports*... preseason first team All-Big Ten by *Athlon Sports*... **2017** -- Listed as first team middle linebacker following spring practice.

2016 Honors -- Fourth team All-America by Phil Steele, SB Nation and Athlon Sports... one of five finalists for Butkus Award... Permanent Team Captain, offense... Most Valuable Player, defense... Hayden Fry Award, defense... Iron

Hawk Award... Players' Choice Award, defense... Academic All-Big Ten (third year)... second team All-Big Ten by Associated Press, Big Ten coaches and media, Athlon Sports, and Phil Steele... **2016 Preseason Honors** -- Named to preseason Watch List for Bronko Nagurski Trophy, Butkus Award, and Rotary Lombardi Award... preseason third team All-America by Athlon Sports... preseason second team All-Big Ten by Athlon Sports... preseason third team All-Big Ten by College Sports Madness... **2016** -- Started all 13 games at middle linebacker... led team with 124 tackles, including 58 solo stops and 66 assists... also had six tackles for loss, two sacks, nine pass break-ups, five QB pressures, one forced fumble and one blocked field gal... started at middle linebacker in 45-21 win over Miami, recording one assisted tackle before leaving the game in the first quarter... started at middle linebacker in 42-3 win over Iowa State as defense allowed just 291 yards total offense... led team with five solo tackles and four assists vs. ISU, including one tackle for loss and one QB pressure... started at middle linebacker in 23-21 loss to North Dakota State... recorded 11 tackles vs. NDSU, including three solo stops and eight assists, along with one pass break-up and one QB pressure... started at middle linebacker in 14-7 win at Rutgers as defense allowed just one touchdown... recorded 12 tackles at Rutgers, including eight solo stops and four assists, a shared tackle for loss and one QB pressure... started at middle linebacker in 38-31 loss to Northwestern... career-best 16 tackles vs. Northwestern, including six solo stops and 10 assists, 1.5 tackles for loss, a shared sack and one pass break-up... started at middle linebacker in 14-7 win at Minnesota at defense allowed just 102 net rushing yards and 268 yards total offense... recorded three solo tackles and two assists at Minnesota, with one tackle for loss and one pass break-up... started at middle linebacker in 49-35 win at Purdue, recording four solo tackles and three assists as defense allowed just 47 net rushing yards... started at middle linebacker in 17-9 loss to #10 Wisconsin... matched career-high with 16 tackles vs. Wisconsin, including six solo stops and 10 assists... forced fumble at the goalline to stop a Wisconsin scoring threat, while recording one pass break-up and one QB pressure... started at middle linebacker in 41-14 loss at #12 Penn State... recorded 10 tackles at PSU, including five solo tackles and five assists... also had a shared tackle for loss, the first blocked field goal of his career and one pass break-up... started at middle linebacker in 14-13 win over #2 Michigan as defense allowed just 201 yards total offense... recorded eight tackles vs. Michigan, including four solo stops and four assists... also had a shared tackle for loss... started at middle linebacker in 28-0 win at Illinois as defense allowed just 61 net rushing yards and 198 yards total offense... 10 tackles at Illinois, including three solo stops and seven assists, along with one shared tackle for loss... started at middle linebacker in 40-10 win over #15 Nebraska, as defense allowed just 90 net rushing yards and 217 yards total offense... recorded nine tackles vs. Nebraska, including three solo stops and six assists, along with career-best three pass break-ups and one QB pressure... started at middle linebacker in 30-3 Outback loss to #17 Florida... led team with 10 tackles vs. Florida, including eight solo stops... also had one sack and one pass break-up.

2015 Honors -- Permanent Team Captain, defense... "Extra Heartbeat" Award, defense... Players Choice Award, defense... Team Hustle Award, defense... Academic All-Big Ten... second team All-Big Ten by league coaches and media, Associated Press and Phil Steele... **2015** -- Started all 14 games at middle linebacker... led team with 126 tackles, ranked second with four interceptions and tied for second with 7.5 tackles for loss... started at middle linebacker in 31-14 win over Illinois State as defense allowed 35 net rushing yards and 231 yards total offense... recorded one solo tackle and four assists vs. Illinois State, including one shared tackle for loss... started at middle linebacker in 31-17 win at Iowa State as defense allowed no points and just 66 yards total offense in the second half... recorded seven tackles at ISU, including four solo stops and three assists... started at middle linebacker in 27-24 win over Pitt as defense allowed just 55 net rushing yards and 282 yards total offense... recorded seven tackles vs. Pitt, including four solo stops and three assists... started at middle linebacker in 62-16 win over North Texas... recorded nine tackles vs. North Texas, including four solo stops and five assists... collected first career interception vs. North Texas, returning the theft for a 34-yard touchdown... started at middle linebacker in 10-6 win at Wisconsin as defense allowed no touchdowns and just 320 yards total offense... recorded 10 tackles at Wisconsin, including three solo stops and seven assists, along with a shared tackle for loss... started at middle linebacker in 29-20 win over Illinois as defense allowed just 46 net rushing yards... recorded 12 tackles vs. Illinois, including five solo stops and seven assists, a shared tackle for loss and a pass break-up... recovered fourth quarter fumble that led to Iowa's final points of the game... started at middle linebacker in 40-10 win at Northwestern as defense allowed just 51 net rushing yards and 198 yards total offense... recorded six tackles

at Northwestern, including four solo stops and two assists... collected 2.5 tackles for loss, including two QB sacks, while also forcing a fumble that was recovered by Iowa... started at middle linebacker in 31-15 win over Maryland... recorded four solo tackles and two assists vs. Maryland, along with one pass break-up... started at middle linebacker in 35-27 win at Indiana... career-best 15 tackles at Indiana, including 11 solo stops and four assists... added one tackle for loss and two pass break-ups... started at middle linebacker in 40-35 win over Minnesota... recorded 13 tackles vs. Minnesota, including five solo stops and career-best eight assists, with one QB sack and one pass break-up... started at middle linebacker in 40-20 win over Purdue... started at middle linebacker in 40-20 win over Purdue... recorded five solo tackles and seven assists vs. Purdue, with a shared tackle for loss and one pass break-up... started at middle linebacker in 28-20 win at Nebraska... recorded four solo stops and five assists at Nebraska, with one tackle for loss... recorded second interception of the season in the fourth quarter, with a 25-yard return... started at middle linebacker in 16-13 loss to Michigan State... recorded eight tackles vs. MSU, including four solo stops and four assists... also had third interception of the season, leading to an Iowa field goal, and two QB pressures... started at middle linebacker in 45-16 Rose Bowl loss to Stanford... recorded seven tackles vs. Stanford, including four solo tackles and three assists... recorded interception in the endzone to stop a Stanford scoring threat, his third interception in as many games.

2014 Honors - - Iowa Most Valuable Player in 2015 TaxSlayer Bowl... named to BTN's All-Big Ten post-season team after recording 14 tackles in bowl game... Academic All-Big Ten... **2014** - - Saw action in 11 games, starting the last four games of the season... missed opening two games of the season due to injury... recorded 51 tackles, including 22 solo stops and 29 assists, with one tackle for loss... saw first action of career in 20-17 loss to Iowa State, but had no statistics... saw action in 24-20 win at Pittsburgh, recording two assisted tackles as defense allowed just three points in the second half... saw action in 24-10 win at Purdue as defense allowed just 156 yards total offense... recorded one solo stop and one assist at Purdue, including one QB sack for minus 11 yards... saw action in 45-29 win over Indiana, recording one assisted tackle... saw action in 38-31 loss at Maryland, recording two assisted tackles... saw action in 48-7 win over Northwestern as defense allowed just 180 yards total offense... recorded career-best six tackles vs. Northwestern, including three solo stops and three assists... saw action in loss at Minnesota... recorded career-high nine tackles at Minnesota, including four solo tackles and five assists... earned first career start at weakside linebacker in 30-14 win at Illinois as defense allowed just 88 net rushing yards and 235 yards total offense... recorded five tackles at Illinois, including three solo tackles and two assists... started at weakside linebacker in 26-24 loss to No. 14 Wisconsin, recording three assisted tackles... started at weakside linebacker in 37-34 overtime loss to Nebraska... recorded seven tackles vs. Nebraska, including four solo tackles and three assists... started at weakside linebacker in TaxSlayer Bowl loss to Tennessee... collected career-high 14 tackles vs. Tennessee, including seven solo tackles and seven assists.

2013 Honors - - Team Leader Award, Defense... **2013** - - Redshirted.

High school honors - - Named to Des Moines Register Elite all-state first team and first team all-state by Iowa Newspaper Association as a senior... first team all-state as a junior... named as all-area Player of the Year by Cedar Rapids Gazette/KCRG-TV as a senior... first team all-district as a junior and senior... second team all-district as a sophomore... **Career** - - Three-year letterman as linebacker and running back... helped prep team post 34-6 record in three seasons... team reached state playoffs as a sophomore, was state runner-up as a junior and won state title with perfect 14-0 record as a senior... recorded 62 solo tackles and 38 assists as a senior, with one interception and two recovered fumbles... 86 solo tackles and 58 assists as a junior, with one interception and one fumble recovery... 42 solo stops and 24 assists as a sophomore, with one interception... career totals include 190 solo tackles and 120 assists... as a senior rushed 166 times for 1,314 yards and 21 touchdowns, along with 11 receptions for 91 yards and 15 punt returns for 250 yards and a touchdown... 150 rushing attempts for 1,475 yards and 18 touchdowns as a junior, with six receptions for 43 yards and one touchdown... gained 451 rushing yards and scored three touchdowns on 96 carries as a sophomore... football team captain as a senior... also competed in basketball, baseball and track throughout prep career... all-conference and all-district in discus as sophomore and junior... placed 18th in discus at state championships as a junior... all-conference in shuttle hurdle relay as a junior, placing 12th at state meet... first team all-conference and third team all-state in baseball as a junior as prep team finished as state runner-up.

Personal - - Born 12/25/94... environmental studies/business major... parents are Paula and Bobby Jewell... member of National Honor Society... earned academic all-district recognition as a junior and senior... high school coach was Bill Post.

Career Bests

Tackles: _____ 16, twice, last vs. Wisconsin, 10/22/16
 Solos: _____ 11 at Indiana, 11/07/15
 Assists: _____ 10, twice, last vs. Wisconsin, 10/22/16
 QB Sack: _____ 2 at Northwestern, 10/17/15
 Tackles for Loss: _____ 2.5 at Northwestern, 10/17/15
 Interceptions: _____ 1, four times, last vs. Stanford, 1/01/16
 Touchdowns: _____ 1 vs. North Texas, 9/26/15
 Pass Break-Ups: _____ 3 vs. Nebraska, 11/25/16
 Caused Fumble: _____ 1, twice, last vs. Wisconsin, 10/22/16
 Recovered Fumble: _____ 1 vs. Illinois, 10/10/15
 Blocked FG: _____ 1 at Penn State, 11/05/16
 QB Pressures: _____ 2 vs. Michigan State, 12/05/15

Game-by-Game Defensive Stats

2014	Solo-Ast.	2015	Solo-Ast.	2016	Solo-Ast.
N. Iowa	____ INJ	IllState	____ 1-4	Miami	____ 0-1
Ball State	____ INJ	at IAState	____ 4-3	IA State	____ 5-4
IA State	____ 0-0	Pitt	____ 4-3	NDSU	____ 3-8
at Pitt	____ 0-2	North TX	____ 4-5	at Rutgers	____ 8-4
at Purdue	____ 1-1	at Wisconsin	____ 3-7	N'western	____ 6-10
Indiana	____ 0-1	Illinois	____ 5-7	at Minn.	____ 3-2
at Maryland	____ 0-2	at N'western	____ 4-2	at Purdue	____ 4-3
N'western	____ 3-3	Maryland	____ 4-2	Wisconsin	____ 6-10
at Minn.	____ 4-5	at Indiana	____ 11-4	at PSU	____ 5-5
at Illinois	____ 3-2	Minnesota	____ 5-8	Michigan	____ 4-4
Wisconsin	____ 0-3	Purdue	____ 5-7	at Illinois	____ 3-7
Nebraska	____ 4-3	at Nebraska	____ 4-5	Nebraska	____ 3-6
Tennessee (n)	____ 7-7	MSU (n)	____ 4-4	Florida	____ 8-2
Totals	____ 22-29	Stanford (n)	____ 4-3	Totals	____ 50-64
		Totals	____ 62-64		

Career Statistics

Defense	Solo	Ast.	Total	T/Loss	Sacks	Int-Yds.	TD	PBU	FF	RF
Freshman	____ 22	____ 29	____ 51	____ 1/11	____ 1/11	____ 0-0	____ 0	____ 0	____ 0	____ 0
Sophomore	____ 62	____ 64	____ 126	____ 7.5/37	____ 2.5/29	____ 4-63-1	____ 6	____ 1	____ 1	____ 1
Junior	____ 58	____ 66	____ 124	____ 6/15	____ 2/8	____ 0-0-0	____ 9	____ 1	____ 0	____ 0
Career	____ 142	____ 159	____ 301	____ 14.5/63	____ 5.5/48	____ 4-63-1	____ 15	____ 2	____ 1	____ 1



26 - - Marcel Joly (JOLLY)
Running Back
5-11, 202, Junior
Hyattsville, Maryland
(Forestville Military Academy)

Hawk Item - - Moved from defensive back to running back during 2015 spring practice.

2017 - - Not listed on the depth chart following spring practice.

2016 - - Did not see any game action.

2015 - - Saw action in 31-14 win over Illinois State, rushing once for eight yards as offense gained 431 yards total offense... did not see action in 31-17 win at Iowa State... did not see action in 27-24 win over Pitt... saw action in 62-16 win over North Texas, recording one rushing attempt for five yards as offense gained 488 yards total offense... did not see action in 10-6 win at Wisconsin... did not see action in 29-20 win over Illinois... did not see action in 40-10 win at Northwestern... did not see action in 31-15 win over Maryland... did not see action in 35-27 win at Indiana... did not see action in 40-35 win over Minnesota... did not see action in 40-20 win over Purdue... did not see action in 28-20 win at Nebraska... did not see action in 16-13 loss to Michigan State... did not see action in 45-16 Rose Bowl loss to Stanford.

2014 - - Redshirted.

High school honors -- Was team offensive Player of the Year as a sophomore and Freshman of the Year as a freshman... **Career** -- Played running back and defensive back, along with being used on both KO and punt returns... rushed 39 times for 493 yards and nine touchdowns as a senior, with 13 solo tackles on defense... recorded 127 rushing attempts for 833 yards and seven touchdowns as a junior, with 23 tackles on defense... 42 rushing attempts for 278 yards and two touchdowns as a sophomore... team captain as a junior and senior... also competed in sprints and hurdle events for prep track team.

Personal -- Born 10/07/95 in Haiti... criminal justice major... parents are Jeanne Basille and Jules Joly... member of prep Honor Roll... high school coach was Charles Harley.

Career Rushing Bests


Attempts: _____ 1, twice, last vs. North Texas, 9/26/15
Yards: _____ 8 vs. Illinois State, 9/05/15
Long: _____ 8 vs. Illinois State, 9/05/15

2015 Game-By-Game Stats

Rushing	No.	Yds.	TD	Lng	Receiving	No.	Yds.	TD	Lng
IllState	1	8	0	8	IllState	0	0	0	---
at IAState	DNP				at IAState	DNP			
Pitt	DNP				Pitt	DNP			
North TX	1	5	0	5	North TX	0	0	0	---
at Wisconsin	DNP				at Wisconsin	DNP			
Illinois	DNP				Illinois	DNP			
at N'western	DNP				at N'western	DNP			
Maryland	DNP				Maryland	DNP			
at Indiana	DNP				at Indiana	DNP			
Minnesota	DNP				Minnesota	DNP			
Purdue	DNP				Purdue	DNP			
at Nebraska	DNP				at Nebraska	DNP			
MSU (n)	DNP				MSU (n)	DNP			
Stanford (n)	DNP				Stanford (n)	DNP			
Totals	2	13	0	8	Totals	0	0	0	---

Career Statistics

Rushing	No.	Yds.	Avg.	TD	Lng
Freshman	2	13	6.5	0	8
Sophomore	0	0	---	0	---
Career	2	13	6.5	0	8



52 -- *Amani Jones ^

Linebacker
6-0, 235, Sophomore
Chicago, Ill. (Phillips)

2017 -- Listed as second team weakside linebacker following spring practice.

Hawk-Item -- One of 10 true freshmen to see action in 2016.

2016 -- Saw action in all 13 games, recording one solo tackle while playing primarily on special teams... saw first action of career in 45-21 win over Miami, but had no statistics... saw action in 42-3 win over Iowa State, but had no statistics as defense allowed just 291 yards total offense... saw action in 23-21 loss to North Dakota State, but had no statistics... saw action in 14-7 win at Rutgers, but had no statistics as defense allowed just one touchdown... saw action in 38-31 loss to Northwestern, but had no statistics... saw action in 14-7 win at Minnesota, but had no statistics as defense allowed just 102 net rushing yards and 268 yards total offense... saw action in 49-35 win at Purdue, recording one solo tackle as defense allowed just 47 net rushing yards... saw action in 17-9 loss to #10 Wisconsin, but had no statistics... saw action in 41-14 loss at #12 Penn State, but had no statistics... saw action in 14-13 win over #2 Michigan, but had no statistics as defense allowed just 201 yards total offense... saw action in 28-0 win at Illinois, but had no statistics as defense allowed just 61 net rushing yards and 198 yards total offense... saw action in 40-10 win over #15 Nebraska, but had no statistics as defense allowed just 90 net rushing yards and 217 yards total offense... saw action in 30-3 Outback Bowl loss to #17 Florida, but had no statistics.

High school honors -- Earned all-state honors as a junior... named to Sun Times All-Public League football team as senior... **Career** -- Member of the Class 4A state championship football team in 2015 -- the first Chicago Public Schools team in history to win a state football title... missed part of senior season because of injury... led team to the 4A state title game as a junior, posting a game-best 14 tackles... team finished with a 12-2 record... team captain as a senior... also ran track (4x400, 4x200, 4x100, and open 400).

Personal -- Born 7/22/98... criminal justice/sociology major... mother is Marie Parker... one of two players from Chicago on Iowa roster... high school coach was Troy MacAllister.

Career Bests

Tackles: _____ 1 at Purdue, 10/15/16
Solos: _____ 1 at Purdue, 10/15/16


Game-By-Game Defensive Stats

2016 Solo-Ast.

Miami	0-0
IA State	0-0
NDSU	0-0
at Rutgers	0-0
N'western	0-0
at Minn.	0-0
at Purdue	1-0
Wisconsin	0-0
at PSU	0-0
Michigan	0-0
at Illinois	0-0
Nebraska	0-0
Florida	0-0
Totals	1-0

Career Statistics

Defense	Solo	Ast.	Total	T/Loss	Sacks	QBH	PBU	RF	Blk
Freshman	1	0	1	0/0	0/0	0	0	0	0



82 -- Jack Kallenberger


Defensive Line
6-5, 250, Junior
Bettendorf, Iowa (Bettendorf HS)
Iowa Central CC

Hawk Item -- Joined team for fall, 2017 after playing two seasons in junior college.

Junior College -- Played two seasons at Iowa Central CC... earned first team all-conference and all-region honors as a sophomore... recorded 57 tackles as a sophomore, including nine tackles for loss and eight sacks... team captain.

High school honors -- Earned first team all-state honors as a senior... **Career** -- Helped prep team reach state semifinals as a junior and senior... led state in sacks as a senior... team captain as a senior.

Personal -- Born 2/13/97... education major... parents are Melissa and Jay Kallenberger... high school coach was Aaron Wiley... one of four sets of brothers on Iowa roster... brother of OL Mark Kallenberger... junior college coach was Kevin Twait.



46 - - *Austin Kelly

Fullback
5-11, 245, Junior
Hickory Hills, Illinois (Stagg HS)

2017 -- Listed as third team fullback following spring practice.

2016 -- Saw action in all 13 games, primarily on special teams... one reception for five yards... saw action on special teams in 45-21 win over Miami... saw action in 42-3 win over Iowa State, but had no statistics as offense gained 435 yards total offense... saw action on special teams in 23-21 loss to North Dakota State, but had no statistics... saw action in 14-7 win at Rutgers, but had no statistics... saw action in 38-31 loss to Northwestern, but had no statistics... saw action in 14-7 win at Minnesota, but had no statistics... saw action in 49-35 win at Purdue, recording one reception for five yards as offense rushed for 365 net rushing yards and gained 520 yards total offense... saw action in 17-9 loss to #10 Wisconsin, but had no statistics... saw action in 41-14 loss at #12 Penn State, but had no statistics... saw action on special teams in 14-13 win over #2 Michigan, but had no statistics... saw action in 28-0 win at Illinois, but had no statistics... saw action in 40-10 win over #25 Nebraska, but had no statistics as offense gained 264 net rushing yards and 408 yards total offense... saw action in 30-3 Outback Bowl loss to #17 Florida, but had no statistics.

2015 -- Saw first action of career in 31-14 win over Illinois State, but had no statistics... did not see action in 31-17 win at Iowa State, in 27-24 win over Pitt, in 62-16 win over North Texas, in 10-6 win at Wisconsin, in 29-20 win over Illinois, in 40-10 win at Northwestern, in 31-15 win over Maryland, in 35-27 win at Indiana, in 40-35 win over Minnesota, in 40-20 win over Purdue, in 28-20 win at Nebraska, in 16-13 loss to Michigan State or in 45-16 Rose Bowl loss to Stanford.

2014 -- Redshirted after joining the program as a walk-on.

High school honors -- Earned first team all-conference and all-area honors as a senior and junior... all-conference selection as a sophomore and freshman...

Career -- three-year letterman at fullback and defensive end... completed career as second leading rusher in school history... as a senior had 129 rushing attempts for 962 yards and seven touchdowns... rushed 136 times for 730 yards and five touchdowns as a junior, along with six receptions for 86 yards... team captain in both football and basketball as a senior... two-year basketball letterman.

Personal -- Born 9/27/96... business major... mother is Kristyn Kelly... earned Academic All-State recognition... high school coach was Mike Fahey.

Career Receiving Bests

Receptions: _____ 1 at Purdue, 10/15/16
Yards: _____ 5 at Purdue, 10/15/16
TLong: _____ 5 at Purdue, 10/15/16

Career KO Return Bests

Number: _____ 1 vs. Miami, 9/03/16

2016 Game-By-Game Stats

Rushing	No.	Yds.	TD	Lng	Receiving	No.	Yds.	TD	Lng
Miami	0	0	0	---	Miami	0	0	0	---
IA State	0	0	0	---	IA State	0	0	0	---
NDSU	0	0	0	---	NDSU	0	0	0	---
at Rutgers	0	0	0	---	at Rutgers	0	0	0	---
N'western	0	0	0	---	N'western	0	0	0	---
at Minn.	0	0	0	---	at Minn.	0	0	0	---
at Purdue	0	0	0	---	at Purdue	1	5	0	5
Wisconsin	0	0	0	---	Wisconsin	0	0	0	---
at PSU	0	0	0	---	at PSU	0	0	0	---
Michigan	0	0	0	---	Michigan	0	0	0	---
at Illinois	0	0	0	---	at Illinois	0	0	0	---
Nebraska	0	0	0	---	Nebraska	0	0	0	---
Florida (n)	0	0	0	---	Florida (n)	0	0	0	---
Totals	0	0	0	---	Totals	1	5	0	5

Game-By-Game KO Returns

2016	No.	Yds.	TD	Lng
Miami	1	0	0	---
IA State	0	0	0	---
NDSU	0	0	0	---
at Rutgers	0	0	0	---
N'western	0	0	0	---
at Minn.	0	0	0	---
at Purdue	0	0	0	---
Wisconsin	0	0	0	---
at PSU	0	0	0	---
Michigan	0	0	0	---
at Illinois	0	0	0	---
Nebraska	0	0	0	---
Florida (n)	0	0	0	---
Totals	1	0	0	---

Career Statistics

Receiving	No.	Yds.	Avg.	TD	Lng
Freshman	0	0	---	0	---
Sophomore	1	5	5.0	0	5
Career	1	5	5.0	0	5

KO Returns	No.	Yds.	Avg.	TD	Lng
Freshman	0	0	---	0	---
Sophomore	1	0	---	0	---
Career	1	0	---	0	---



97 - - *Tyler Kluver (CLUE-vir)**

Long Snapper
6-0, 220, Senior
Marshalltown, Iowa (Marshalltown HS)

Hawk Item -- Member of 2017 Leadership Group.

2017 -- Listed as first team long snapper following spring practice.

2016 Honors -- Team Hustle Award, special teams...

2016 -- Handled all deep snaps for punts, field goal and PAT attempts throughout the season, with no misques... handled all deep snaps for punts, field goal and PAT attempts in 45-21 win over Miami... handled all deep snaps for punts and PAT attempts in 42-3 win over Iowa State... handled all deep snaps for punts and PAT attempts in 23-21 loss to North Dakota State... handled all deep snaps for punts and PAT attempts in 14-7 win at Rutgers... handled all deep snaps for punts, PAT attempts and field goal attempt in 38-31 loss to Northwestern... handled all deep snaps for punts and field goal attempts in 14-7 win at Minnesota... handled all deep snaps for punts and field goals in 49-35 win at Purdue... handled all deep snaps for punts and field goals in 17-9 loss to #10 Wisconsin... recorded one solo tackle... handled deep snaps for all punts and PAT attempts in 41-14 loss at #12 Penn State... handled deep snaps for punts and field goal attempts in 14-13 win over #2 Michigan... handled all deep snaps for punts and PAT attempts in 28-0 win at Illinois... handled all deep snaps for punts and PAT attempts in 40-10 win over #15 Nebraska.


2015 -- Handled deep snaps for all punts, field goals and PAT attempts throughout the season, with no misques... handled all deep snaps for punts, field goal and PATs in 31-14 win over Illinois State... handled all deep snaps for punts, field goals and PATs in 31-17 win at Iowa State... handled all deep snaps for punts, field goals and PATs in 27-24 win over Pitt, including 57-yard field goal as time expired... handled all deep snaps for punts and PATs in 62-16 win over North Texas... handled all deep snaps for punts, field goals and PAT in 10-6 win at Wisconsin... handled all deep snaps for punts, field goals and PATs in 29-20 win over Illinois... handled all deep snaps for punts, field goals and PATs in 40-10 win at Northwestern... handled all deep snaps for punts, field goals and PATs in 31-15 win over Maryland... handled all deep snaps for punts and PATs in 35-27 win at Indiana... handled all deep snaps for punts, PATs and field goals in 40-35 win over Minnesota... handled all deep snaps for punts and PATs in 40-20 win over Purdue... handled all deep snaps for punts and PATs in 28-20 win at Nebraska... handles all deep snaps for punts, field goals and PATs in 16-13 loss to Michigan State... handled all deep snaps for punts, field goal and PATs in 45-16 Rose Bowl loss to Stanford.

2014 - - Handled all deep snaps for punts, field goal and PAT attempts throughout the season... handled all deep snaps for punts, PAT and field goal attempts in 31-23 win over Northern Iowa in first career action... handled all deep snaps for punts, PAT and field goal attempts in 17-13 win over Ball State... handled all deep snaps for punts, PAT and field goal attempts in 20-17 loss to Iowa State... handled all deep snaps for punts, PAT and field goal attempts in 24-20 win at Pittsburgh... handled all deep snaps for punts, PAT and field goal attempts in 24-10 win at Purdue... handled all deep snaps for punts, PAT and field goal attempts in 45-29 win over Indiana, while recording one solo tackle on punt coverage... handled all deep snaps for punts, PAT and field goal attempts in 38-31 loss at Maryland... handled all deep snaps for punts, PAT and field goal attempts in 48-7 win over Northwestern... handled all deep snaps for punts and PAT attempts in 51-14 loss at Minnesota... handled all deep snaps for punts, field goal and PAT attempts in 30-14 win at Illinois, while also recording one assisted tackle... handled all deep snaps for punts, field goal and PAT attempts in 26-24 loss to No. 14 Wisconsin... handled all deep snaps for punts, field goal and PAT attempts in 37-34 overtime loss to Nebraska... handled all deep snaps for punts and PAT attempts in 45-28 TaxSlayer Bowl loss to Tennessee.

2013 - - Redshirted after joining program as a walk-on.

High school honors - - Named Under Armour All-America long snapper as a senior... earned third team all-state honors as a senior... first team all-conference as a junior and senior... second team all-conference as a sophomore... selected to Iowa Shrine Bowl following senior season... **Career** - - Four-year football letterman as linebacker and running back, along with long snapper duties... team captain as a junior and senior... ranks second in career tackles (315)... helped team advance to playoffs four straight seasons, posting 31-15 record... recorded 115 tackles and scored one touchdown as a senior... recorded 104 tackles and one interception as a junior... 96 tackles and three interceptions as a sophomore... also two-year letterman in basketball.

Personal - - Born 9/25/94... exercise science major... parents are Shelly and Todd Kluver... his father, Todd Kluver, also played football at Iowa... high school coach was Dave Holdiman.



45 - - *Drake Kulick (KOO-lick)

Fullback
6-1, 240, Senior
Muscatine, Iowa (Muscatine HS)

Hawk Item - - Earned undergraduate degree during spring semester of 2017... member of 2017 Leadership Group... moved from linebacker to fullback during fall, 2014 preseason... withheld from spring practice due to late season injury.

2017 - - Listed as first team fullback following spring practice.

2016 Honors - - Academic All-Big Ten... Coaches Appreciation Award, special teams... **2016** - - Saw action in 12 games, missing bowl game due to injury... saw action in 45-21 win over Miami, but had no statistics... saw action in 42-3 win over Iowa State, but had no statistics as offense gained 435 yards total offense... started at fullback in 23-21 loss to North Dakota State, but had no statistics... saw action in 14-7 win at Rutgers, but had no statistics... started at fullback in 38-31 loss to Northwestern, but had no statistics... saw action in 14-7 win at Minnesota, but had no statistics... saw action in 49-35 win at Purdue, but had no statistics as offense rushed for 365 net rushing yards and gained 520 yards total offense... started at fullback in 17-9 loss to #10 Wisconsin... recorded one kickoff return for 13 yards... started at fullback in 41-14 loss at #12 Penn State, but had no statistics... saw action in 14-13 win over #2 Michigan, but had no statistics... started at fullback in 28-0 win at Illinois, recording first rushing attempt of the season for one yard as offense rushed for 262 yards and gained 342 yards total offense... started at fullback in 40-10 win over #15 Nebraska, but suffered injury on first play of the game and did not return... did not see action in 30-3 Outback Bowl loss to #17 Florida due to injury.

2015 - - Saw action on special teams in 62-16 win over North Texas, recording one solo tackle... saw action in 40-10 win at Northwestern as offense rushed for 294 yards and gained 492 yards total offense... rushed three times for eight

yards and had one reception for 22 yards at Northwestern while collecting first career statistics... saw action on special teams in 31-17 win at Iowa State, in 27-24 win over Pitt, in 10-6 win at Wisconsin, in 29-20 win over Illinois, in 31-15 win over Maryland, in 35-27 win at Indiana, in 40-35 win over Minnesota, in 40-20 win over Purdue, in 28-20 win at Nebraska, in 16-13 loss to Michigan State, but had no statistics... saw action on special teams in 45-16 Rose Bowl loss to Stanford, but had no statistics.

2014 - - Did not see any game action.

2013 - - Redshirted after joining program as a walk-on.

High school honors - - Earned all-state honors as a senior... first team all-conference as a linebacker and wide receiver as a senior... second team all-conference as a junior... **Career** - - Helped prep team advance to state playoffs three straight seasons... team captain as a senior... recorded 85 tackles as a senior, with 6.5 QB sacks and one interception... also had 47 receptions for 600 yards, with six receiving and seven rushing touchdowns... recorded 100 tackles as a junior, with five QB sacks, two interceptions and one touchdown... also lettered in track and swimming, competing in 200-free relay at state swimming championships.

Personal - - Born 10/06/94... exercise science major... earned academic All-America recognition as a prep... parents are Teresa and Leo Kulick... high school coach was Jake Mueller.

Career Rushing Bests

Attempts: _____ 3 at Northwestern, 10/17/15
Yards: _____ 8 at Northwestern, 10/17/15
Long: _____ 4 at Northwestern, 10/17/15

Career Receiving Bests

Receptions: _____ 1 at Northwestern, 10/17/15
Yards: _____ 22 at Northwestern, 10/17/15
Long: _____ 22 at Northwestern, 10/17/15

2015 Game-By-Game Stats

Rushing	No.	Yds.	TD	Lng	Receiving	No.	Yds.	TD	Lng
IIState	DNP				IIState	DNP			
at IAState	0	0	0	---	at IAState	0	0	0	---
Pitt	0	0	0	---	Pitt	0	0	0	---
North TX	0	0	0	---	North TX	0	0	0	---
at Wisconsin	0	0	0	---	at Wisconsin	0	0	0	---
Illinois	0	0	0	---	Illinois	0	0	0	---
at N'western	3	8	0	4	at N'western	1	22	0	22
Maryland	0	0	0	---	Maryland	0	0	0	---
at Indiana	0	0	0	---	at Indiana	0	0	0	---
Minnesota	0	0	0	---	Minnesota	0	0	0	---
Purdue	0	0	0	---	Purdue	0	0	0	---
at Nebraska	0	0	0	---	at Nebraska	0	0	0	---
MSU (n)	0	0	0	---	MSU (n)	0	0	0	---
Stanford (n)	0	0	0	---	Stanford (n)	0	0	0	---
Totals	3	8	0	4	Totals	1	22	0	22


2016 Game-By-Game Stats

Rushing	No.	Yds.	TD	Lng	Receiving	No.	Yds.	TD	Lng
Miami	0	0	0	---	Miami	0	0	0	---
IA State	0	0	0	---	IA State	0	0	0	---
NDSU	0	0	0	---	NDSU	0	0	0	---
at Rutgers	0	0	0	---	at Rutgers	0	0	0	---
N'western	0	0	0	---	N'western	0	0	0	---
at Minn.	0	0	0	---	at Minn.	0	0	0	---
at Purdue	0	0	0	---	at Purdue	0	0	0	---
Wisconsin	0	0	0	---	Wisconsin	0	0	0	---
at PSU	0	0	0	---	at PSU	0	0	0	---
Michigan	0	0	0	---	Michigan	0	0	0	---
at Illinois	1	1	0	1	at Illinois	0	0	0	---
Nebraska	0	0	0	---	Nebraska	0	0	0	---
Florida (n)	INJ				Florida (n)	INJ			
Totals	1	1	0	1	Totals	0	0	0	---

Career Statistics

Rushing	No.	Yds.	Avg.	TD	Lng
Freshman	0	0	---	0	---
Sophomore	3	8	2.7	0	4
Junior	0	0	---	0	---
Career	3	8	2.7	0	4

Receiving	No.	Yds.	Avg.	TD	Lng
Freshman	0	0	---	0	---
Sophomore	1	22	22.0	0	22
Junior	0	0	---	0	---
Career	1	22	22.0	0	22



95 - - *Cedrick Lattimore ^
Defensive Line
6-5, 295, Sophomore
Redford, Mich. (East English Village Prep)

Hawk-Item - - One of 10 true freshmen to see action in 2016.

2017 - - Listed as first team left tackle following spring practice.

2016 - - Saw action in six games, recording one solo tackle... saw action in 28-0 win at Illinois as defense allowed just 61 net rushing yards and 198 yards total offense... recorded first career tackle at Illinois, a QB sack for a loss of four yards that also forced a fumble.

High school honors -- Named to state Dream Team and a Top 10 Player in the State as a senior... earned first-team all-state and all-city honors as a senior... all-state honorable mention as a junior... **Career** -- Played both defensive end and tackle as a prep, helping team post 16-7 mark in final two seasons... set school record with 17 sacks as a senior... also lettered in basketball.

Personal -- Born 2/06/98... sports medicine major... parents are Carla Spivey and Cedrick Lattimore, Sr.... attended same high school as DL Chauncey Golston... high school coach was Rod Oden.

Career Bests

Tackles:	1	at Illinois, 11/19/16
Solo:	1	at Illinois, 11/19/16
Tackles for Loss	1	at Illinois, 11/19/16
QB Sacks:	1	at Illinois, 11/19/16
Forced Fumble:	1	at Illinois, 11/19/16

Game-By-Game Defensive Stats

2016	Solo-Ast.	2016	Solo-Ast.
Miami	0-0	Wisconsin	DNP
IA State	0-0	at PSU	0-0
NDSU	DNP	Michigan	DNP
at Rutgers	DNP	at Illinois	1-0
N'western	DNP	Nebraska	DNP
at Minn.	DNP	Florida (n)	0-0
at Purdue	0-0	Totals	1-0

Career Statistics

Defense	Solo	Ast.	Total	T/Loss	Sack	PBU	QBH	FF	RF	BLK
Freshman	1	0	1	1/4	1/4	0	0	1	0	0



70 - - *Lucas LeGrand
Offensive Line
6-5, 295, Junior
Dubuque, Iowa (Senior HS)

2017 - - Listed as second team right tackle following spring practice.

2016 - - Saw action in offensive line in 10 games, with two starts at center... saw action in 45-21 win over Miami as offense gained 404 yards total offense... started at center for first career start in 42-3 win over Iowa State, as offense gained 435 yards total offense... started at center and played every offensive down in 23-21 loss to North Dakota State... saw action on special teams in 14-7 win at Rutgers... saw action in 38-31 loss to Northwestern... saw action on special teams in 14-7 win at Minnesota... saw action in 49-35 win at Purdue as offense rushed for 365 net rushing yards and gained 520 yards total offense... started at left guard and played every offensive down in 17-9 loss to #10 Wisconsin... saw action on special teams in 14-13 win over #2 Michigan, but had no statistics... saw action in 28-0 win at Illinois at offense rushed for 262 yards and gained 342 yards total offense.

2015 - - Saw action in 62-16 win over North Texas as offense gained 488 yards total offense.

2014 - - Redshirted.

High school honors - - Named first team all-state and all-conference as a senior... team Most Valuable Player as a senior... second team all-conference as a junior... **Career** - - Three-year letterman as offensive and defensive lineman... helped prep team advance to state playoffs as a senior... recorded 63 tackles, 6.5 sacks and one interception as a senior... 35 tackles, 3.5 sacks and one interception as a junior... team captain as a senior... earned three letters in track and basketball, and one letter in baseball... helped prep basketball team reach state tournament as a junior.

Personal - - Born 10/04/95... open major... parents are Kelly and Mark LeGrand... high school coach was Dale Ploessl.




97 - - Romeo McKnight
Defensive End
6-5, 250, Redshirt Freshman
Crystal Lake, Ill. (Crystal Lake Central)

2017 - - Not listed on the depth chart following spring practice.

2016 - - Redshirted.

High school honors -- Ranked as the No. 9 prospect in Illinois... **Career** -- Played both defensive end and running back as a prep... missed his senior season because of injury... also competed in wrestling, winning Illinois Class 2A state title at 220 pounds as a junior and earning All-America honors three years.

Personal -- Born 3/25/98, in South Bend, Ind.... business major... mother is Michele McKnight... high school coach was Jon McLaughlin.



31 - - **Aaron Mends
Linebacker
6-0, 227, Junior
Kansas City, Missouri (Winnetonka HS)

2017 - - Listed as third team weakside linebacker following spring practice.

2016 - - Saw action in 12 games, recording two solo tackles and two assists, including one QB sack... saw action in 45-21 win over Miami, recording one assisted tackle... saw action in 42-3 win over Iowa State, recording one solo tackle and one assist as defense allowed just 291 yards total offense... saw action in 30-3 Outback Bowl loss to #17 Florida, recording one solo tackle on a QB sack.

2015 - - Saw action in 13 games, recording four tackles and a blocked punt... saw action in 31-14 win over Illinois State, recording two assisted tackles as defense allowed 35 net rushing yards and 231 yards total offense... saw action in 62-16 win over North Texas, recording one solo tackle... saw action in 31-15 win over Maryland, recording a blocked punt in the second quarter that led directly to Iowa touchdown... saw action in 28-20 win at Nebraska, recording one QB pressure... saw action in 16-13 loss to Michigan State, recording one assisted tackle, which was a sack and tackle for loss.

2014 - - Redshirted.

High school honors - - first team all-conference and all-state as a senior... first team all-conference, second team all-metro and third team all-state as a junior... first team all-conference and first team all-district as a sophomore...

Career - - Career totals include 210 tackles on defense, with 1,790 rushing yards and 140 receiving yards and 29 total touchdowns... recorded 50 tackles as a senior, with 4.5 tackles for loss and three sacks, with one forced fumble and a pass break-up... rushed 69 times for 285 yards and five touchdowns, while collecting six receptions for 28 yards... collected 74 tackles as a junior, including 38 solo and 36 assists, with 7.5 sacks, 5.5 tackles for loss, one forced fumble, one pass break-up and one blocked kick... rushed 131 times for 758 yards and 14 touchdowns... as a sophomore collected 60 tackles, including 30 solo and 30 assists, with six tackles for loss and three sacks, with one forced fumble... rushed 125 times for 747 yards and nine touchdowns... collected 26 tackles as a freshman... team captain as a junior and senior.

Personal - - Born 10/13/95... health science major... parents are Anne and Othello Mends... high school coach was Sterling Edwards.

Career Bests


Tackles: _____ 2, twice, last vs. Iowa State, 9/10/16
Solo: _____ 1, three times, last vs. Florida, 1/02/17
Assists: _____ 2 vs. Illinois State, 9/05/15
QB Sack: _____ 1, twice, last vs. Florida, 1/02/17
Tackle for loss: _____ 1 vs. Florida, 1/02/17
QB Pressure: _____ 1 at Nebraska, 11/27/15
Blocked Punt: _____ 1 vs. Maryland, 10/31/15

Game-By-Game Defensive Stats

2015	Solo-Ast.	2016	Solo-Ast.
IllState	0-2	Miami	0-1
at IAState	0-0	IA State	1-1
Pitt	0-0	NDSU	0-0
North TX	1-0	at Rutgers	0-0
at Wisconsin	0-0	N'western	0-0
Illinois	0-0	at Minn.	0-0
at N'western	DNP	at Purdue	0-0
Maryland	0-0	Wisconsin	0-0
at Indiana	0-0	at PSU	DNP
Minnesota	0-0	Michigan	0-0
Purdue	0-0	at Illinois	0-0
at Nebraska	0-0	Nebraska	0-0
MSU (n)	0-1	Florida (n)	1-0
Stanford (n)	0-0	Totals	2-2
Totals	1-3		

Career Statistics

Defense	Solo	Ast.	Total	T/Loss	Sack	PBU	QBH	FF	RF	BLK
Freshman	1	3	4	.5/2	1/2	0	1	0	0	1
Sophomore	2	2	4	1/8	1/8	0	0	0	0	0
Career	3	5	8	1.5/10	2/10	0	1	0	0	1



18 - - John Milani (muh-LAH-nee)
Defensive Back
6-0, 195, Sophomore
Iowa City, Iowa (West HS)

2017 - - Not listed on the depth chart following spring practice.

2016 - - Did not see any game action.

2015 - - Redshirted after joining program as a walk-on.

High school honors - - District Defensive Player of the Year as a senior... earned first-team all-state and all-district honors as a senior... **Career** - - Two-year letterman as defensive back... team captain as a senior... helped prep reach second round of state playoffs as a junior and third round as a senior... recorded 132 tackles and two interceptions as a senior... recorded 67 tackles and three interceptions as a junior... also earned letters in wrestling (four) and track (two).

Personal - - Born 10/01/96... health and human physiology major... parents are Marty and Jim Milani... earned academic all-conference recognition... one of four players from Iowa City on the Iowa roster... high school coach was Garrett Hartwig.



52 - - *Boone Myers**
Offensive Line
6-5, 310, Senior
Webster City, Iowa (Webster City HS)

Hawk Item - - Put on scholarship prior to start of 2014 season after joining program as a walk-on... member of 2017 Leadership Group... one of seven juniors named to 2016 Leadership Group.

2017 Honors - - Preseason fourth team All-Big Ten by Athlon Sports... **2017** - - Listed as first team left tackle following spring practice.

2016 - - Started all 12 games in which he played, missing one game due to injury... started five games at left guard and seven games at left tackle... started at left guard in 45-21 win over Miami as offense gained 404 yards total offense... started at left guard in 42-3 win over Iowa State as offense gained 435 yards total offense... started at left guard and played every offensive down in 23-21 loss to North Dakota State... started at left guard and played every offensive down in 14-7 win at Rutgers... started at left guard and played every offensive down in 38-31 loss to Northwestern... started at left tackle and played every offensive down in 14-7 win at Minnesota... started at left tackle in 49-35 win at Purdue as offense rushed for 365 net rushing yards and gained 520 yards total offense... did not see action in 17-9 loss to #10 Wisconsin due to injury... started at left tackle and played every offensive down in 41-14 loss at #12 Penn State... started at left tackle and played every offensive down in 14-13 win over #2 Michigan... started at left tackle in 28-0 win at Illinois as offense rushed for 262 yards and gained 342 yards total offense... started at left tackle in 40-10 win over #15 Nebraska at offense rushed for 264 net yards and gained 408 yards total offense... started at left tackle in 30-3 Outback Bowl loss to #17 Florida.

2015 - - Started 10 games and saw action in 11 games, missing three games due to injury... started at left tackle in 31-14 win over Illinois State, as offense gained 431 yards total offense and allowed no sacks... started at left tackle in 31-17 win at Iowa State as offense gained 260 net rushing yards and 475 yards total offense... started at left tackle and played every offensive down in 27-24 win over Pitt as offense gained 363 yards total offense... started at left tackle in 62-16 win over North Texas as offense gained 488 yards total offense... did not see action in 10-6 win at Wisconsin due to injury... did not see action in 29-20 win over Illinois due to injury... did not see action in 40-10 win at Northwestern due to injury... started at left tackle and played every offensive play in 31-15

win over Maryland... started at left tackle and played every offensive down in 35-27 win at Indiana, as offense rushed for 234 yards and gained 467 yards total offense... started at left tackle and played every offensive down as offense rushed for 272 yards and gained 506 yards total offense... started at left tackle and played every offensive down in 40-20 win over Purdue... started at left tackle and played every offensive down in 28-20 win at Nebraska... started at left tackle and played every offensive down in 16-13 loss to Michigan State... saw action at both tackle and guard in 45-16 Rose Bowl loss to Stanford.

2014 - - Saw first career action at left tackle in 48-7 win over Northwestern as offense gained 483 yards total offense... saw action at left tackle in 51-14 loss at Minnesota... saw action at left tackle in 30-14 win at Illinois as offense rushed for 304 yards and gained 587 yards total offense... saw action in 45-28 TaxSlayer Bowl loss to Tennessee.

2013 Honors - - Team Leader Award, offense... **2013** - - Redshirted after joining program as a walk-on.

High school honors - - Earned third team all-state honors as a senior... first team all-conference for three straight seasons... **Career** - - Three-year letterman in football as tight end and defensive end... selected to compete in 2013 Iowa Shrine Bowl, where he was named Defensive MVP for the North squad... helped prep team post 21-10 record over three seasons... team captain as a senior... also earned four letters in track, competing in field events, and three in basketball... named first team all-conference in basketball as a senior.

Personal - - Born 12/11/94... environmental science major... parents are Maechelle and Eric Myers... high school coach was Bob Howard.



98 - *Anthony Nelson
Defensive End
6-7, 260, Sophomore
Urbandale, Iowa (Waukee HS)

2017 Honors - - Preseason third team All-Big Ten by Athlon Sports... 2017 - - Listed as co-first team left end following spring practice.

2016 Honors - - Academic All-Big Ten... Big Ten Conference Freshman of the Week following 45-21 win over Miami... **2016** - - Played on all 13 games,

with one start... recorded 33 tackles, including 15 solo stops and 18 assists... second on team in sacks (7-39) and tackles for loss (8-43), while adding two forced fumbles, one pass break-up and three QB pressures... saw first action of career in 45-21 win over Miami... recorded two solo tackles and four assists vs. Miami, including 3 sacks and 2.5 tackles for loss... had one pass break-up and two forced fumbles, with both turnovers leading to Iowa touchdowns... started at defensive end in 42-3 win over Iowa State as defense allowed just 291 yards total offense... recorded one solo tackle and one assist vs. ISU, including one sack for four yards... saw action in 23-21 loss to North Dakota State, recording two assisted tackles and one QB pressure... saw action in 14-7 win at Rutgers as defense allowed just one touchdown... matched career-high with six tackles at Rutgers, including four solo tackles and two assists... saw action in 38-31 loss to Northwestern, recording one solo tackle and two assisted tackles... saw action in 14-7 win at Minnesota as defense allowed just 102 net rushing yards and 268 yards total offense... recorded two assisted tackles at Minnesota, including a shared QB sack... saw action in 49-35 win at Purdue, recording one solo tackle for minus three yards as defense allowed just 47 net rushing yards... saw action in 17-9 loss to #10 Wisconsin, recording one solo tackle... saw action in 41-14 loss at #12 Penn State, recording one solo tackle and one assist... saw action in 14-13 win over #2 Michigan, recording one assisted tackle as defense allowed just 201 yards total offense... saw action in 28-0 win at Illinois as defense allowed just 61 net rushing yards and 198 yards total offense... recorded three tackles at Illinois, including one solo stop and two assists, along with one tackle for loss... saw action in 40-10 win over #15 Nebraska, as defense allowed just 90 net rushing yards and 217 yards total offense... recorded two solo tackles and one assist vs. Nebraska, including one sack and one QB pressure... saw action in 30-3 Outback Bowl loss to #17 Florida, recording one solo tackle for a QB sack, and one QB pressure.

2015 - - Redshirted.

High school honors - - Named to Des Moines Register Elite all-state team as a senior and first-team all-state by Iowa Newspaper Association... Class 4A Western Iowa Defensive Player of the Year as a senior and named to Elite Western Iowa team... first team all-district as a senior... **Career** - - Two-year starter at defensive end... team captain as a senior... recorded 33 solo tackles and 18 assists, with 21.5 tackles for loss and 7.5 sacks as a senior, with five forced/recovered fumbles and 12 pass break-ups... recorded 29 solo tackles and 12 assists as a junior, with 7.5 tackles for loss, five sacks, five forced fumbles, four recovered fumbles, and 12 pass break-ups... also member of prep basketball team, serving as team captain... earned first-team all-conference honors as a junior... averaged 14.1 points and 9.3 rebounds per game as a junior, as team posted 18-5 record while winning district and conference titles.

Personal - - Born 3/04/97 ... open major... parents are Christy and Jeff Nelson... father Jeff played football at Iowa... attended same high school as OL Ross Reynolds... earned academic all-district honors as a junior and senior... recorded over 100 hours of community service as part of Silver Cord organization... high school coach was Scott Carlson.

Career Bests


Tackles: _____ 6, twice, last at Rutgers, 9/24/16
Solos: _____ 4 at Rutgers, 9/24/16
Assists: _____ 4 vs. Miami, 9/03/16
Tackles for Loss: _____ 2.5 vs. Miami, 9/03/16
QB Sacks: _____ 3 vs. Miami, 9/03/16
Caused Fumble: _____ 2 vs. Miami, 9/03/16
Pass Break-up: _____ 1 vs. Miami, 9/03/16
QB Pressure: _____ 1, three times, last vs. Florida, 1/02/17

Game-By-Game Defensive Stats

2016	Solo-Ast.	2016	Solo-Ast.
Miami	2-4	Wisconsin	1-0
IA State	1-1	at PSU	1-1
NDSU	0-2	Michigan	0-1
at Rutgers	4-2	at Illinois	1-2
N'western	1-2	Nebraska	2-1
at Minn.	0-2	Florida (n)	1-0
at Purdue	1-0	Totals	15-18

Career Statistics

Defense	Solo	Ast.	Total	T/Loss	Sacks	PBU	QBH	FF	RF
Freshman	15	18	33	8/43	7/39	1	3	2	0



96 - **Matt Nelson
Defensive End
6-8, 285, Junior
Cedar Rapids, Iowa (Xavier HS)

2017 - - Listed as co-first team left end following spring practice.

2016 Honors - - Academic All-Big Ten for second year... **2016** - - Started all 13 games, recording 19 solo tackles and 24 assists... season totals include

6.5 tackles for loss, six sacks and two recovered fumbles... started at defensive end in 45-21 win over Miami... recorded two solo tackles and two assists vs. Miami, along with a fumble recovery and four-yard return... started at defensive end in 42-3 win over Iowa State as defense allowed just 291 yards total offense... recorded two solo stops and one assist vs. ISU, including one sack for seven yards... started at defensive end in 23-21 loss to North Dakota State... matched career-best with five tackles vs. NDSU, including one solo stop and four assists, and one sack... started at defensive end in 14-7 win at Rutgers as defense allowed just one touchdown... career-high six tackles at Rutgers, including four solo tackles, three tackles for loss and two sacks... started at defensive end in 38-31 loss to Northwestern, recording one assisted tackle, along with his second fumble recovery of the season that led to an Iowa touchdown... started at defensive end in 14-7 win at Minnesota, recording one solo tackle and one assist as defense allowed just 102 net rushing yards and 268 yards total offense... started at defensive end in 49-35 win at Purdue, as defense allowed just 47 net rushing yards... recorded two solo tackles and one assist at Purdue, including a shared sack... started at defensive end in 17-9 loss at #10 Wisconsin, recording one solo tackle

and two assists... started at defensive end in 41-14 loss at #12 Penn State... recorded two solo tackles and two assists at PSU, including one sack... started at defensive end in 14-13 win over #2 Michigan, recording two assisted tackles as defense allowed just 201 yards total offense... started at defensive end in 28-0 win at Illinois as defense allowed just 61 net rushing yards and 198 yards total offense... recorded five tackles at Illinois, including one solo stop and four assists... started at defensive end in 40-10 win over #15 Nebraska, recording three solo tackles and two assists as defense allowed just 90 net rushing yards and 217 yards total offense.

2015 Honors - - Academic All-Big Ten... **2015** - - Saw action in 13 games, recording 14 tackles, with 1.5 tackles for loss, one QB sack and one forced and one recovered fumble... saw first action of career in 31-14 win over Illinois State, recording one solo tackle and one assist as defense allowed 35 net yards rushing and 231 yards total offense... saw action in 62-16 win over North Texas, recording two solo tackles... saw action in 10-6 win at Wisconsin, recording one assisted tackle as defense allowed no touchdowns and just 320 yards total offense... saw action in 40-35 win over Minnesota, recording one assisted tackle... career-best five tackles in 40-20 win over Purdue, including four solo stops and one assist, with a caused and recovered fumble... saw action in 16-13 loss to Michigan State, recording one solo tackle... recorded one solo stop and one assist in 45-16 Rose Bowl loss to Stanford, including first career QB sack and 1.5 tackles for loss.

2014 - - Redshirted.

High school honors - - Named to Elite All-State team as a senior and first team all-state as a junior... first team all-conference as a senior and second team all-conference as a junior... selected for Iowa Shrine Bowl... **Career** - - Two-year letterman as defensive end and tight end... helped prep team post two-year record of 25-2 while reaching Class 4-A state title game in consecutive years... recorded 43 tackles as a senior, with 13 tackles for loss and nine sacks... collected 47 tackles as a junior, with 19 tackles for loss and 11 sacks... recorded 13 receptions for 146 yards and four touchdowns as a senior, with 14 receptions for 162 yards and eight scores as a junior... team captain as a senior... three-year basketball letterman.

Personal - - Born 12/19/95... biology major... mother is Julie Palmer and father is Jay Nelson... Academic All-State... four-year member of prep Honor Roll... one of three players from Cedar Rapids on Iowa roster... attended same high school as ATH Bryce Schulte... high school coach was Duane Schulte.

Career Bests

Tackles: _____ 6 at Rutgers, 9/24/16
 Solos: _____ 4, twice, last at Rutgers, 9/24/16
 Assists: _____ 4, twice, last at Illinois 11/19/16
 Tackles for Loss: _____ 3 at Rutgers, 9/24/16
 QB Sacks: _____ 2 at Rutgers, 9/24/16
 Caused Fumble: _____ 1 vs. Purdue, 11/21/15
 Recovered Fumble: _____ 1, three times, last vs. Northwestern, 10/01/16

Game-By-Game Defensive Stats

2015 _____ Solo-Ast.	2016 _____ Solo-Ast.
IllState _____ 1-1	Miami _____ 2-2
at IAState _____ 0-0	IA State _____ 2-1
Pitt _____ DNP	NDSU _____ 1-4
North TX _____ 2-0	at Rutgers _____ 4-2
at Wisconsin _____ 0-1	N'western _____ 0-1
Illinois _____ 0-0	at Minn. _____ 1-1
at N'western _____ 0-0	at Purdue _____ 2-1
Maryland _____ 0-0	Wisconsin _____ 1-2
at Indiana _____ 0-0	at PSU _____ 2-2
Minnesota _____ 0-1	Michigan _____ 0-2
Purdue _____ 4-1	at Illinois _____ 1-4
at Nebraska _____ 0-0	Nebraska _____ 3-2
MSU (n) _____ 1-0	Totals _____ 19-24
Stanford (n) _____ 1-1	
Totals _____ 9-5	

Career Statistics

Defense	Solo	Ast.	Total	T/Loss	Sacks	PBU	BLK	FF	RF
Freshman	9	5	14	1.5/4	1/2	0	0	1	1-0
Sophomore	19	24	43	6.5/35	6/33	0	0	0	2-4
Career	28	29	57	8/38	7/35	0	0	1	3-4



58 - - Jake Newborg
Defensive Line
6-3, 290, Sophomore
Inwood, Iowa (West Lyon HS)

Hawk-Item - - Moved from offensive line to defensive line in 2016.

2017 - - Not listed on the depth chart following spring practice.

2016 - - Did not see any game action.

2015 - - Redshirted.

High school honors - - Named to Des Moines Register Elite All-State team on offense as a senior... named Class 1-A first-team all-state on defense as a junior and senior... earned third-team all-state honors as a sophomore... named District Defensive Most Valuable Player as a senior... first-team all-district for three-straight years... selected to compete in Iowa Shrine Bowl... **Career** - - Four-year letterman as offensive and defensive lineman... helped prep team advance to state playoffs four-straight years... team won state title in 2013 and returned to championship game in 2014 while posting four-year record of 44-8... team captain as a senior... on offense, helped team rush for over 4,600 yards as a junior and senior... on defense, recorded 36 tackles as a senior, including 10 sacks and one fumble recovery... collected 25 solo tackles and nine sacks as a junior, with one fumble recovery... collected 57 tackles as a sophomore, with one pass interception... also four-year track letterman, placing third in the state in discus as a junior... three-year letterman in basketball and lettered one season in golf.

Personal - - Born 11/19/96... education/business major... parents are Emma and Mike Newborg... attended same high school as DB Brandon Snyder... high school coach was Jay Rozeboom.



44 - - *Ben Niemann^ (KNEE-mun)**
Linebacker
6-3, 233, Senior
Sycamore, Illinois (Sycamore HS)

Hawk Item - - Tied for sixth in the Big Ten with one blocked punt in 2014... one of three true freshmen to see action in 2014... member of 2017 Leadership Group... one of seven juniors named to 2016 Leadership Group.

2017 - - Preseason fourth team All-Big Ten by Athlon Sports... **2017** - - Listed as first team outside linebacker following spring practice.

2016 Honors - - Academic All-Big Ten... **2016** - - Started all 13 games... recorded 69 tackles, including 37 solo stops and 32 assists... totaled three tackles for loss, one interception and four pass break-ups... led team with career-high nine tackles in 45-21 win over Miami, including four solo stops and five assists... also collected 1.5 tackles for loss... started at outside linebacker in 42-3 win over Iowa State as defense allowed just 291 yards total offense... recorded first career interception vs. ISU, which led to Iowa touchdown, along with one solo tackle and two assists... recorded career-best 11 tackles in 23-21 loss to North Dakota State, including five solo stops and six assists, along with one pass break-up... started at outside linebacker in 14-7 win at Rutgers as defense allowed just one touchdown... recorded seven tackles at Rutgers, matching career-best with five solo stops to go with two assists... recorded three solo tackles and one assist in 38-31 loss to Northwestern, to go with one pass break-up... started at outside linebacker in 14-7 win at Minnesota as defense allowed just 102 net rushing yards and 268 yards total offense... recorded six tackles at Minnesota, including two solo stops and four assists... started at outside linebacker in 49-35 win at Purdue, recording one solo

tackle and one assist as defense allowed just 47 net rushing yards... recorded eight tackles in 17-9 loss to #10 Wisconsin, including four solo tackles and four assists... started at outside linebacker in 41-14 loss at #12 Penn State, recording three solo tackles... started at outside linebacker in 14-13 win over #2 Michigan as defense allowed just 201 yards total offense... recorded six tackles vs. Michigan, including three solo tackles and three assists... also had a shared tackle for loss, one pass break-up and one QB pressure... started at outside linebacker in 28-0 win at Illinois as defense allowed just 61 net rushing yards and 198 yards total offense... recorded four tackles at Illinois, including two solo stops and two assists... started at outside linebacker in 40-10 win over #15 Nebraska, as defense allowed just 90 net rushing yards and 217 yards total offense... recorded two solo tackles and one assist vs. Nebraska, including one tackle for loss and one pass break-up... started at outside linebacker in 30-3 Outback Bowl loss to #17 Florida, recording two solo tackles and one assist.

2015 Honors - - Honorable mention All-Big Ten by league coaches... **2015** - - Started all 14 games at outside linebacker... recorded 45 tackles, including 4.5 tackles for loss, four QB sacks and two pass break-ups... started at outside linebacker in 31-14 win over Illinois State as defense allowed 35 net rushing yards and 231 yards total offense... recorded three total tackles, including two solo tackles and one assist, along with 2.5 tackles for loss and one QB sack... started at outside linebacker in 31-17 win at Iowa State as defense allowed no points and just 66 yards total offense in the second half... recorded four tackles, including two solo tackles and two assists at ISU, including two tackles for loss and a QB sack... started at outside linebacker in 27-24 win over Pitt as defense allowed just 55 net rushing yards and 282 yards total offense... recorded three tackles vs. Pitt, including one solo stop and two assists... started at outside linebacker in 62-16 win over North Texas, recording one solo tackle, one assist and one pass break-up... started at outside linebacker in 10-6 win at Wisconsin as defense allowed no touchdowns and just 320 yards total offense... recorded career-high seven tackles at Wisconsin, including two solo stops and five assists... recorded 1.5 tackles for loss, including one QB sack... started at outside linebacker in 29-20 win over Illinois as defense allowed just 46 net rushing yards... recorded one solo tackle and two assists vs. Illinois, along with one QB pressure... started at outside linebacker in 40-10 win at Northwestern, recording two solo tackles, two assists and a QB pressure as defense allowed just 51 net rushing yards and 198 yards total offense... started at outside linebacker in 31-15 win over Maryland, recording one solo tackle and four assists... started at outside linebacker in 35-27 win at Indiana... recorded career-best three solo tackles and one assist at Indiana, with one QB sack and a pass break-up... started at outside linebacker in 40-35 win over Minnesota, recording two solo tackles and two assists... started at outside linebacker in 40-20 win over Purdue, recording one solo tackle and one QB pressure... started at outside linebacker in 28-20 win at Nebraska, recording one solo tackle before leaving the game in the first quarter due to injury... started at outside linebacker in 16-13 loss to Michigan State, recording two solo tackles and one assist... started at outside linebacker in 45-16 Rose Bowl loss to Stanford... recorded one solo tackle early in the contest before missing majority of the contest due to injury.

2014 - - Played in all 13 games, recording five solo tackles and two assists, along with a blocked punt and return for a touchdown... saw first action of action of career in 31-23 win over Northern Iowa, recording one solo tackle... saw action in 38-31 loss at Maryland, recording one solo tackle... recorded one assisted tackle in 48-7 win over Northwestern, while also recording a blocked punt and returning the ball for first career touchdown... saw action in 51-14 loss at Minnesota, recording one solo tackle for two-yard loss... recorded career-best three tackles in TaxSlayer Bowl loss to Tennessee, including two solo tackles and one assist, including a shared tackle for loss.

High school honors - - Earned first team all-state, all-conference and all-area honors as a senior... named team and conference Most Valuable Player and MVP of all-area team... first team all-state, all-conference and all-area as a junior... first team all-conference and all-area as a sophomore... **Career** - - Earned three letters as wide receiver and strong safety... helped prep team reach second round of playoffs as a sophomore and junior... team won conference title and advanced to state semi-finals as a senior with a 12-1 record... recorded 78 tackles as a senior... also had 45 receptions for 1,050 yards 15 touchdowns, along with two punt return touchdowns... 60 tackles and three interceptions as a junior, with 53 receptions for 884 yards and 13 touchdowns... as a sophomore recorded 51 receptions for 734 yards and seven touchdowns... team captain as a junior and senior... two-year letterman in basketball, earning all-conference honors.

Personal - - Born 7/27/95 in Des Moines, Iowa... education major... parents are Lou Ann and Jay Niemann... father Jay is an assistant football coach at Rutgers... brother of LB Nick Niemann... one of four sets of brothers on Iowa roster... member of prep Honor Roll... high school coach was Joe Ryan.

Career Bests

Tackles: _____ 11 vs. North Dakota State, 9/17/16
 Solos: _____ 5, twice, last at Rutgers, 9/24/16
 Assists: _____ 6 vs. North Dakota State, 9/17/16
 Tackle for Loss: _____ 2.5 vs. Illinois State, 9/05/15
 QB Sacks: _____ 1, four times, last at Indiana, 11/07/15
 Interception: _____ 1 vs. Iowa State, 9/10/16
 Pass Break-Up: _____ 1, six times, last vs. Nebraska, 11/25/16
 Blocked Punt _____ 1 vs. Northwestern, 11/01/14
 Touchdown: _____ 1 vs. Northwestern, 11/01/14

Career Statistics

Defense	Solo	Ast.	Total	T/Loss	Sacks	QBH	PBU	BLK	INT	RF
Freshman	5	2	7	1.5/3	0/0	0	0	1	17-1	0-0
Sophomore	22	23	45	6.5/22	4/16	3	2	0	0-0	0-0
Junior	37	32	69	3/3	0/0	1	4	0	0-0	1-3
Career	64	57	121	11/28	4/16	4	6	1	17-1	1-3

Game-By-Game Defensive Stats

2014	Solo-Ast.	2015	Solo-Ast.	2016	Solo-Ast.
N. Iowa	1-0	IllState	2-1	Miami	4-5
Ball State	0-0	at IAState	2-2	IA State	1-2
IA State	0-0	Pitt	1-2	NDSU	5-6
at Pitt	0-0	North TX	1-1	at Rutgers	5-2
at Purdue	0-0	at Wisconsin	2-5	N'western	3-1
Indiana	0-0	Illinois	1-2	at Minn.	2-4
at Maryland	1-0	at N'western	2-2	at Purdue	1-1
N'western	0-1	Maryland	1-4	Wisconsin	4-4
at Minn.	1-0	at Indiana	3-1	at PSU	3-0
at Illinois	0-0	Minnesota	2-2	Michigan	3-3
Wisconsin	0-0	Purdue	1-0	at Illinois	2-2
Nebraska	0-0	at Nebraska	1-0	Nebraska	2-1
Tennessee (n)	2-1	MSU (n)	2-1	Florida (n)	2-1
Totals	5-2	Stanford (n)	1-0	Totals	37-32
		Totals	22-23		




49 - - Nick Niemann (KNEE-mun)
Linebacker
6-4, 225, Redshirt Freshman
Sycamore, Ill. (Sycamore)

2017 - - Not listed on the depth chart following spring practice.

2016 Honors - - Team Leader Award, defense... **2016** - - Redshirted.

High School honors -- First-team all-state and all-conference as a senior... named Defensive Player of the Year in Northern Illinois Big 12 Conference... Daily Chronicle Player of the Year... honorable mention all-conference as a junior... **Career** -- Two-year letterman as linebacker and tight end... as a senior recorded 94 tackles with eight tackles for loss and four sacks, while also recording 14 receptions for 366 yards... totaled 81 tackles as a junior with three tackles for loss, along with nine receptions on offense for 276 yards and three touchdowns... helped prep team reach state quarterfinals as a junior and returned to the playoffs as a senior... teamed with older brother as a sophomore to help team advance to state semifinals... team captain as a senior.

Personal -- Born 12/02/97, in Waterloo, Iowa... open major... parents are Lou Ann and Jay Niemann... first-team academic all-state honors and member of National Honor Society... father Jay is assistant football coach at Rutgers... brother of Iowa LB Ben Niemann... one of four sets of brothers on Iowa roster... high school coach was Joe Ryan.



11 - - *Michael Ojemudia
(oh-jay-MOO-dee-uh)
Defensive Back
6-2, 200, Sophomore
Farmington Hills, Michigan (Harrison HS)

2017 - - Listed as second team left cornerback following spring practice.

2016 - - Saw action in all 13 games, recording three solo tackles, two assists and one pass break-up... saw first action of career in 45-21 win over Miami, recording

two assisted tackles... saw action in 42-3 win over Iowa State as defense allowed just 291 yards total offense... two solo tackles and one pass break-up vs. ISU... saw action in 23-21 loss to North Dakota State, recording one solo tackle.

2015 - - Redshirted.

High school honors - - Named to All-County Dream Team as a senior... selected to participate in Border Classic (Michigan vs. Ohio) for Team Michigan... **Career** - - Four-year letterman as linebacker and tight end... team captain as a senior... helped prep team reach state regionals as a junior and semifinals as a senior, posting two-year record of 20-5... led team with 105 tackles as a senior, along with three interceptions... recorded 80 tackles as a junior while forcing eight fumbles... also lettered in track, competing in hurdle events and earning all-state honors in 110-meter hurdles.

Personal - - Born 9/12/97... mechanical engineering major... parents are Bose and Dennis Ojemudia... member of prep Honor Roll... high school coach was John Herrington.

Career Bests


Tackles: _____ 2, twice, last vs. Iowa State, 9/10/16
Solos: _____ 2 vs. Iowa State, 9/10/16
Assists: _____ 2 vs. Miami, 9/03/16

Game-By-Game Defensive Stats

2016	Solo-Ast.	2016	Solo-Ast.
Miami	0-2	Wisconsin	0-0
IA State	2-0	at PSU	0-0
NDSU	1-0	Michigan	0-0
at Rutgers	0-0	at Illinois	0-0
N'western	0-0	Nebraska	0-0
at Minn.	0-0	Florida (n)	0-0
at Purdue	0-0	Totals	3-2

Career Statistics

Defense _Solo_ _Ast._ **Total** T/Loss _Sacks_ _QBH_ _PBU_ _BLK_ _FF_ **RF**
Freshman _3_ _2_ _5_ 0/0 _0/0_ 0-0 _1_ _0_ _0_ _0_



68 - - Landan Paulsen
Offensive Line
6-5, 305, Sophomore
Moville, Iowa (Woodbury Central HS)

2017 - - Not listed on the depth chart following spring practice.

2016 - - Saw first action of career in 42-3 win over Iowa State as offense gained 435 yards total offense.

2015 - - Redshirted.

High school honors - - Named to Des Moines Register Elite All-State team as an offensive lineman as a senior... named Class A first-team all-state as a senior by Des Moines Register and Iowa Newspaper Association... All-Northwest Iowa and all-district first team as a senior, along with being named district offensive MVP... selected to compete in Iowa Shrine Bowl following senior season and nominee for U.S. Army All-American Bowl... as a junior, was second-team all-state by Des Moines Register, first-team all-district and third-team all-Northwest Iowa... first-team all-district and fourth-team All-Northwest Iowa as a sophomore... **Career** - - Four-year letterman as offensive guard and defensive tackle... team captain for final three prep seasons... helped prep team reach

playoffs as a freshman, sophomore and senior, with 10-2 record in final prep season as team reached state quarterfinals... recorded 49 tackles as a senior, with 17 tackles for loss, three sacks, and two fumble recoveries... recorded 35 tackles as a junior... collected 52 tackles as a sophomore, with five tackles for loss, one sack, and one fumble recovery... as a freshman recorded 14 tackles, including two tackles for loss and one sack, along with one blocked punt... also lettered in wrestling (4), track (3), and baseball (2)... placed second at the Class 1A state wrestling tournament as a junior.

Personal - - Born 10/10/96... health and human physiology major... parents are Michelle and Dan Paulsen... member of National Honor Society... earned first-team academic all-state recognition as a junior and all-district honors as a senior... member of high Honor Roll... twin brother Levi is also an offensive lineman for Iowa football team... one of four sets of brothers on Iowa roster... high school coach was Kelly Manker.



66 - - *Levi Paulsen
Offensive Line
6-5, 305, Sophomore
Moville, Iowa (Woodbury Central HS)

2017 - - Listed as second team right guard following spring practice.


2016 Honors - - Academic All-Big Ten... **2016** - - Saw action in nine games, with one start at right guard... saw action in 45-21 win over Miami as offense gained 404 yards total offense... saw action in 42-3 win over

Iowa State as offense gained 435 yards total offense... saw action at both guard and tackle in 49-35 win at Purdue as offense rushed for 365 yards net rushing yards and gained 520 yards total offense... saw action on special teams in 17-9 loss to #10 Wisconsin... saw action on special teams in 41-14 loss at #12 Penn State... saw action at right guard in 14-13 win over #2 Michigan... started at right guard in 28-0 win at Illinois as offense rushed for 262 yards and gained 342 yards total offense... saw action in 40-10 win over #15 Nebraska as offense rushed for 264 net yards and gained 408 yards total offense... saw action in 30-3 Outback Bowl loss to #17 Florida.

2015 - - Redshirted.

High school honors - - Named to Des Moines Register Elite All-State team as a defensive lineman as a senior... named Class A first-team all-state as a senior by Des Moines Register and Iowa Newspaper Association... All-Northwest Iowa and all-district first team as a senior, along with being named district defensive MVP... selected to compete in Iowa Shrine Bowl following senior season and nominee for U.S. Army All-American Bowl... as a junior, was second-team all-state by Des Moines Register, first-team all-district and second-team All-Northwest Iowa... first-team all-state as a sophomore by Des Moines Register and first-team all-district... also third-team all-state by Iowa Newspaper Association and third-team All-Northwest Iowa... **Career** - - Four-year letterman as offensive tackle and defensive end... team captain for final three prep seasons... helped prep team reach playoffs as a freshman, sophomore, and senior, with 10-2 record in final prep season as team reached state quarterfinals... recorded 56 tackles as a senior, with 28 tackles for loss, two sacks, two fumble recoveries, and one touchdown... recorded 30 tackles as a junior, with one sack... collected 52 tackles as a sophomore, with five tackles for loss and two fumble recoveries... as a freshman recorded 35 tackles, including four tackles for loss and one sack... also lettered in wrestling (4), track (3) and baseball... posted an undefeated regular season on the mat as a junior and won state Class 1A heavyweight title as a senior.

Personal - - Born 10/10/96... engineering major... parents are Michelle and Dan Paulsen... member of National Honor Society and earned academic all-district recognition... member of high Honor Roll... twin brother Landan is also an offensive lineman for Iowa football team... one of four sets of brothers on Iowa roster... high school coach was Kelly Manker.



86 - *Peter Pekar (PEA-kar)
Tight End
6-4, 252, Senior
Greendale, Wisconsin (Greendale HS)

Hawk Item - - Member of 2017 Leadership Group...
2017 - - Listed as second team tight end following spring practice.

2016 Honors - - Academic All-Big Ten... Next Man In Award, offense... **2016** - - Saw action in all 13 games, with eight starts... recorded one reception for five yards... started as one of two tight ends in 30-3 Outback Bowl loss to #17 Florida, recording first career reception for five yards.

2015 - - Saw first action of career in 62-16 win over North Texas, but had no statistics as offense gained 488 yards total offense.

2014 - - Did not see any game action.

2013 - - Redshirted after joining program as a walk-on.

High school honors - - Earned first team all-state honors as a senior... first team all-conference and all-suburban on both offense and defense as a junior and senior... first team all-conference on defense as a sophomore... **Career** - - Helped prep team post three-year record of 27-6 while reaching state playoffs three straight years... team captain as a senior... recorded 650 receiving yards and six touchdowns as a senior, along with 98 tackles and three interceptions on defense... as a junior totaled 750 receiving yards and five touchdowns, while recording 104 tackles on defense... collected 55 tackles on defense as a sophomore, with four interceptions and one touchdown... three-year football letterman as tight end and linebacker... also two-year letterman in basketball.

Personal - - Born 11/08/94... business major... parents are Lisa and James Pekar... member of high Honor Roll throughout prep career... his father, James, also played football at Iowa (1980-81)... attended same high school as TE Tommy Kujawa... high school coach was Rob Stoltz.

Career Receiving Bests


Catches: _____ 1 vs. Florida, 1/02/17
Yards: _____ 5 vs. Florida, 1/02/17
Long: _____ 5 vs. Florida, 1/02/17

Receiving Stats

2015	No.	Yds.	TD	Lng	2016	No.	Yds.	TD	Lng
IllState	DNP				Miami	0	0	0	---
at IASState	DNP				IA State	0	0	0	---
Pitt	DNP				NDSU	0	0	0	---
North TX	0	0	0	---	at Rutgers	0	0	0	---
at Wisconsin	DNP				N'western	0	0	0	---
Illinois	DNP				at Minn.	0	0	0	---
at N'western	DNP				at Purdue	0	0	0	---
Maryland	DNP				Wisconsin	0	0	0	---
at Indiana	DNP				at PSU	0	0	0	---
Minnesota	DNP				Michigan	0	0	0	---
Purdue	DNP				at Illinois	0	0	0	---
at Nebraska	DNP				Nebraska	0	0	0	---
MSU (n)	DNP				Florida (n)	1	5	0	5
Stanford (n)	DNP				Totals	1	5	0	5
Totals	0	0	0	---					

Career Statistics

Receiving	No.	Yds.	Avg.	TD	Lng
Freshman	0	0	---	0	---
Sophomore	0	0	---	0	---
Junior	1	5	5.0	0	5
Career	1	5	5.0	0	5



7 - - Colten Rastetter (RASS-tet-ir)
Punter
6-2, 210, Sophomore
Guttenberg, Iowa (Clayton Ridge HS)

2017 - - Listed as first team punter following spring practice.

2016 - - Recorded one punt for 42 yards... saw action in 42-3 win over Iowa State, booting the first punt of his career 42 yards... saw action in 14-7 win at Minnesota, holding for one field goal attempt... saw action in 17-9 loss to #10 Wisconsin, holding on successful 47-yard field goal... saw action in 14-13 win over #2 Michigan, holding on one field goal attempt.

2015 - - Redshirted after joining the program as a walk-on.

High school honors - - Earned first-team all-state and all-district honors as punter and wide receiver as a senior... earned first-team all-district honors as a wide receiver and was district MVP as punter as a junior... second-team all-state punter and district MVP as a sophomore... team MVP as a senior... **Career** - - Four-year letterman as punter, wide receiver and linebacker... team captain as a junior and senior... set school records for touchbacks in a game and punting average for a season... helped team advance to state playoffs as a sophomore and junior... three-year career punting average of 40.2 yards, with a long of 69 yards... scored 143 career points, including five field goals, with a long of 39 yards... also lettered in basketball, baseball and track.

Personal - - Born 2/10/97... sports management major... parents are Julie and Thor Rastetter... member of National Honor Society... earned academic all-state recognition four straight years... high school coaches were Nick Brewer and Chad Harbaugh.

Career Punting Bests

Punts: _____ 1 vs. Iowa State, 9/10/16
Average: _____ 42.0 (1) vs. Iowa State, 9/10/16
Long: _____ 42 vs. Iowa State, 9/10/16

Punting	No.	Yds.	Avg.	Lng	50+	In-20	TB	Blk	FC
Freshman	1	42	42.0	42	8	0	0	0	1



91 - - *Miguel Recinos (muh-GEL ray-SEE-nos)
Kicker
6-1, 192, Junior
Mason City, Iowa (Mason City HS)

2017 - - Listed as second team kicker following spring practice.

2016 Honors - - Academic All-Big Ten... **2016** - - Connected on one of three field goal attempts while seeing limited action... attempted first field goal attempt of the season, missing from 50 yards in 14-7 win at Minnesota... connected on first field goal of his career from 47-yards in his only attempt in 17-9 loss to #10 Wisconsin... saw action in 14-13 win over #2 Michigan, missing a 46-yard field goal on his only attempt.

2015 - - Saw first action of career in 62-16 win over North Texas... was 2-2 on PAT attempts vs. North Texas, and averaged 61.5 yards on two kickoffs, with no touchbacks.

2014 - - Redshirted after joining the team as a walk-on.

High school honors - - Earned all-state honors as a senior... **Career** - - Connected on 10-16 field goal attempts as a senior, with a long of 58 yards... also made 18-20 PAT attempts... had 34 touchbacks and also carried a 43.7 yard punting average.

Personal - - Born 8/07/95... chemistry major... parents are Paula and Rene Recinos... high school coach was Justin Penner.

Career Bests

Field Goals: _____ 1 vs. Wisconsin, 10/22/16
 FG Attempts: _____ 1, twice, last vs. Wisconsin, 10/22/16
 Long: _____ 47 vs. Wisconsin, 10/22/16
 PATs: _____ 2 vs. North Texas, 9/26/15
 PAT Attempts: _____ 2 vs. North Texas, 9/26/15

Career Statistics

Scoring	FGs	Lng	PATs	Points
Freshman	0-0	---	2-2	2
Sophomore	1-3	47	0-0	3

Field Goals	1-19	20-29	30-39	40-49	50+	Total	Blk
Freshman	0-0	0-0	0-0	0-0	0-0	0-0	---
Sophomore	0-0	0-0	0-0	1-2	0-1	1-3	---
Career	0-0	0-0	0-0	1-2	0-1	1-3	---



91 - - Brady Reiff (REEF)
Defensive Line
6-3, 260, Sophomore
Parkston, South Dakota (Parkston HS)

Hawk Item - - Joined program for 2015 spring practice... moved from end to tackle following 2016 regular season.

2017 - - Listed as second team left tackle following spring practice.

2016 - - Saw action in seven games, recording one assisted tackle... saw first action of career in 45-21 win over Miami, but had no statistics... saw action in 28-0 win at Illinois, recording one shared tackle for loss for first career stop, as defense allowed just 61 net rushing yards and 198 yards total offense.

2015 - - Redshirted.

High school honors - - Earned first-team all-state honors as a junior and senior... named to Elite 45 squad as a junior and senior... **Career** - - Played defensive end, linebacker, tight end and wide receiver during prep career... team captain as a junior and senior... helped prep team reach state championship game as a junior... won state title as a senior, the first ever football state title for Parkston High School... also competed in wrestling and track... two-time state wrestling champion at 220 pounds... state Wrestler of the Year as a sophomore... qualified for state track meet in open 200, and 4 x 100, 4 x 200 and medley relay units.

Personal - - Born 3/25/96... open major... parents are Jo and Tom Reiff... brother of former Iowa All-American offensive lineman Riley Reiff... attended same high school as DB Wes Dvorak... high school coach was Eric Norden.

Career Bests

Tackles: _____ 1 at Illinois, 11/19/16
 Assists: _____ 1 at Illinois, 11/19/16
 Tackle for Loss: _____ 0.5 at Illinois, 11/19/16

Game-By-Game Defensive Stats

2016	Solo-Ast.	2016	Solo-Ast.
Miami	0-0	Wisconsin	0-0
IA State	0-0	at PSU	0-0
NDSU	DNP	Michigan	DNP
at Rutgers	DNP	at Illinois	0-1
N'western	DNP	Nebraska	DNP
at Minn.	DNP	Florida (n)	0-0
at Purdue	0-0	Totals	0-1

Career Statistics

Defense	Solo	Ast.	Total	T/Loss	Sacks	QBH	PBU	BLK	FF	RF
Freshman	0	1	1	0.5/1	0/0	0-0	0	0	0	0



69 - - **Keegan Render
Offensive Line
6-4, 310, Junior
Indianola, Iowa (Indianola HS)

2017 - - Listed as first team left guard following spring practice.

2016 - - Saw action in all 13 games, with seven starts at left guard and one start at right guard... saw action in 45-21 win over Miami as offense gained 404 yards total offense... saw extensive action at right guard in 42-3 win over Iowa State as offense gained 435 yards total offense... started at right guard and played every offensive down in 23-21 loss to North Dakota State... saw action on special teams in 14-7 win at Rutgers... saw action on special teams in 38-31 loss to Northwestern... saw action on special teams in 14-7 win at Minnesota... started at left guard for second career start in 49-35 win at Purdue, as offense rushed for 365 net rushing yards and gained 520 yards total offense... started at left guard and played every offensive down in 17-9 loss to #10 Wisconsin... started at left guard and played every offensive down in 41-14 loss at #12 Penn State... started at left guard and played every offensive down in 14-13 win over #2 Michigan... started at left guard in 28-0 win at Illinois as offense rushed for 262 net yards and gained 342 yards total offense... started at left guard in 40-10 win over #15 Nebraska as offense rushed for 264 net yards and gained 408 yards total offense... saw action in 30-2 Outback Bowl loss to #17 Florida.

2015 - - Saw action in 31-14 win over Illinois State as offense gained 431 yards total offense and allowed no sacks... saw action in 31-17 win at Iowa State as offense gained 260 net rushing yards and 475 yards total offense... saw action in 27-24 win over Pitt as offense gained 363 yards total offense... saw action in 62-16 win over North Texas as offense gained 488 yards total offense... saw action on special teams in 10-6 win at Wisconsin... saw action on special teams in 29-20 win over Illinois as offense rushed for 278 yards and gained 478 yards total offense... saw action in 40-10 win at Northwestern as offense rushed for 294 yards and gained 492 yards total offense... saw action on special teams in 31-15 win over Maryland... saw action on special teams in 35-27 win at Indiana as offense rushed for 234 yards and gained 467 yards total offense... saw action on special teams in 40-35 win over Minnesota as offense rushed for 272 yards and gained 506 yards total offense... saw action in 40-20 win over Purdue... saw action on special teams in 28-20 win at Nebraska... saw action on special teams in 16-13 loss to Michigan State... saw action on special teams in 45-16 Rose Bowl loss to Stanford.

2014 - - Redshirted.

High school honors - - Named to Elite All-State first team as a senior and junior... first team all-state as a senior by Iowa Newspaper Association... Most Valuable Offensive Lineman four straight years... first team all-conference three straight years after earning honorable mention as a freshman... **Career** - - Four-year football letterman as offensive and defensive lineman... helped prep team reach state playoffs in three of four seasons... recorded 21 tackles as a senior, with 10 tackles for loss, one sack and one fumble recovery... 34 tackles as a junior, including 14 tackles for loss and four sacks... 14 tackles, including two tackles for loss, and one interception as a freshman... played right tackle on offense four straight seasons... team captain as a senior... also earned three letters in track and one in basketball, while also competing for prep baseball team.

Personal - - Born 11/23/95... open major... parents are Karen and Terry Render... earned three academic letters as a prep... high school coach was Eric Kliver.



59 - - *Ross Reynolds
Offensive Line
6-4, 300, Junior
Waukee, Iowa (Waukee HS)

2017 - - Listed as second team left guard following spring practice.

2016 - - Saw action in 45-21 win over Miami as offense gained 404 yards total offense... saw action in 42-3 win over Iowa State as offense gained 435 yards total offense... saw action in 28-0 win at Illinois

as offense rushed for 262 yards and gained 342 yards total offense... saw action in 40-10 win over #15 Nebraska as offense rushed for 264 net yards and gained 408 yards total offense.

2015 - - Saw first action of career in 62-16 win over North Texas as offense gained 488 yards total offense.

2014 - - Redshirted.

High school honors - - Named to elite all-state team as a senior and competed in Iowa Shrine Bowl following senior season... first team all-state by Iowa Preps and Sports Spotlight... first team all-district and All-Dallas County... earned first team all-district and All-Dallas County honors as a junior... Career - - Three-year varsity starter and letterman at left tackle... team captain as a senior... helped team post 25-7 record in three seasons... won district title and reached state quarterfinals as a senior after also reaching the playoffs as sophomore and junior... also lettered three years in track... named to Elite All-State track team... placed second in state in shot put as a senior as team won Class 4-A state track title... set school record in shot put by nearly three feet and holds third best throw in discus... district and conference shot put champion and district champion in discus as a senior... qualified for Drake Relays as a senior in both shot put and discus... named Waukee HS Thrower of the Year as sophomore and senior... as a junior placed sixth at state in discus after also qualifying for Drake Relays... district champion and state qualifier in discus as a sophomore.

Personal - - Born 9/14/95... business major... parents are Leslie and John Brightwell... member of prep Honor Roll last three years... earned the Waukee Foundation Award... attended same high school as DE Anthony Nelson... high school coach was Scott Carlson.



36 - - *Brady Ross
Fullback
6-1, 245, Sophomore
Humboldt, Iowa (Humboldt HS)

Hawk-Item - - Moved from linebacker to fullback prior to 2016 spring practice.

2017 - - Listed as second team fullback following spring practice.

2016 Honors - - Academic All-Big Ten... **2016** - - Saw

action in all 13 games... one rushing attempt for yards, one reception for six yards and two kickoff returns for 14 yards... saw action in 42-3 win over Iowa State, recording one solo tackle on special teams... saw action in 23-21 loss to North Dakota State, recording first career KO return for 13 yards... saw action in 14-7 win at Rutgers, recording first career pass reception for six yards... saw action in 14-7 win at Minnesota, recording one solo tackle on special teams... saw action in 49-35 win at Purdue, recording one KO return for one yard... saw action in 41-14 loss at #12 Penn State, recording one solo tackle on special teams... saw action in 14-13 win over #2 Michigan, recovering a fumble on special teams that led to go-ahead field goal in third quarter... recorded first rushing attempt of his career for two yards in 28-0 win at Illinois as offense rushed for 262 yards and gained 342 yards total offense.

2015 Honors - - Team Leader Award, defense... **2015** - - Redshirted after joining the program as a walk-on.

High school honors - - Named first-team all-district and all-state linebacker as a senior by Des Moines Register and Iowa Newspaper Association... selected to compete in Iowa Shrine Bowl... first-team all-district and all-state by Des Moines Register as a junior running back, while earning district offensive MVP honors... first-team all-state linebacker as a junior by Iowa Newspaper Association... second team all-state linebacker by Des Moines Register as a sophomore... first-team all-district running back as a sophomore... earned team "Bad Cat" Award for three straight years... **Career** - - Three-year letterman as running back and linebacker, helping team post 22-10 record over final three years while advancing to state playoffs each season... team captain as a senior... holds school records for most 100-yard rushing games (15), most points scored (302), most touchdowns (46), career rushing attempts (512) and career rushing yards (3,068)... rushed for 439 yards and nine touchdowns, while collecting 47 tackles on defense, as a senior, missing several games due to injuries... rushed for 1,248 yards and 17 touchdowns as a junior, while recording 89 tackles (54 solo)... rushed for 1,381 yards and 18 touchdowns as a sophomore, while recording 105 tackles (72 solo) on defense... earned Radio Iowa Player of the Week honors as a sophomore after rushing 22 times for 230 yards and collecting 10 tackles in a game... also earned four letters in basketball and three in track.

Personal - - Born 2/20/96... business major... parents are Becky Ross and the late Todd Ross... academic all-district as a junior and senior... four-year member of prep Honor Roll... attended same high school as ATH Drew Thomas... high school coach was Greg Thomas.

Career Rushing Bests

Attempts: _____ 1 at Illinois, 11/19/16
Yards: _____ 2 at Illinois, 11/19/16
Long: _____ 2 at Illinois, 11/19/16

Career Receiving Bests

Receptions: _____ 1 at Rutgers, 9/24/16
Yards: _____ 6 at Rutgers, 9/24/16
Long: _____ 6 at Rutgers, 9/24/16

Career KO Return Bests

Attempts: _____ 1, twice, last at Purdue, 10/15/16
Yards: _____ 13 vs. North Dakota State, 9/17/16
Long: _____ 13 vs. North Dakota State, 9/17/16

2016 Game-By-Game Stats

Rushing	No.	Yds.	TD	Lng	Receiving	No.	Yds.	TD	Lng
Miami	0	0	0	---	Miami	0	0	0	---
IA State	0	0	0	---	IA State	0	0	0	---
NDSU	0	0	0	---	NDSU	0	0	0	---
at Rutgers	0	0	0	---	at Rutgers	1	6	0	6
N'western	0	0	0	---	N'western	0	0	0	---
at Minn.	0	0	0	---	at Minn.	0	0	0	---
at Purdue	0	0	0	---	at Purdue	0	0	0	---
Wisconsin	0	0	0	---	Wisconsin	0	0	0	---
at PSU	0	0	0	---	at PSU	0	0	0	---
Michigan	0	0	0	---	Michigan	0	0	0	---
at Illinois	1	2	0	2	at Illinois	0	0	0	---
Nebraska	0	0	0	---	Nebraska	0	0	0	---
Florida (n)	0	0	0	---	Florida (n)	0	0	0	---
Totals	1	2	0	2	Totals	1	6	0	6


KO Returns	No.	Yds.	TD	LNG	KO Returns	No.	Yds.	TD	LNG
Miami	0	0	0	---	Wisconsin	0	0	0	---
A State	0	0	0	---	at PSU	0	0	0	---
NDSU	1	13	0	13	Michigan	0	0	0	---
at Rutgers	0	0	0	---	at Illinois	0	0	0	---
N'western	0	0	0	---	Nebraska	0	0	0	---
at Minn.	0	0	0	---	Florida (n)	0	0	0	---
at Purdue	1	1	0	1	Totals	2	14	0	13

Career Statistics

Rushing _____ **No.** _____ **Yds.** _____ **Avg.** _____ **TD** _____ **Lng** _____
Freshman _____ 1 _____ 2 _____ 2.0 _____ 0 _____ 2

Receiving _____ **No.** _____ **Yds.** _____ **Avg.** _____ **TD** _____ **Lng** _____
Freshman _____ 1 _____ 6 _____ 6.0 _____ 0 _____ 6

KO Returns _____ **No.** _____ **Yds.** _____ **Avg.** _____ **TD** _____ **Lng** _____
Freshman _____ 2 _____ 14 _____ 7.0 _____ 0 _____ 13



5 -- *Manny Rugamba ^ (ru-GUM-buh)
Defensive Back
6-0, 185, Sophomore
Naperville, Ill. (Naperville Central)

Hawk-Item -- One of 10 true freshmen to see action in 2016.

2017 Honors -- Preseason fourth team All-Big Ten by Athlon Sports... **2017** -- Listed as first team right cornerback following spring practice.

2016 Honors -- Next Man In Award, defense... Big Ten Conference co-Freshman of the Week vs. Michigan... Big Ten Conference Defensive Player of the Week vs. Michigan by College Sports Madness... **2016** -- Saw action in 12 games, with three starts at cornerback... recorded 13 solo tackles and six assists, along with two interceptions, four pass break-ups and one caused and one recovered fumble... recorded one solo tackle, one assist and one pass break-up in 42-3 win over Iowa State as defense allowed just 291 yards total offense... saw action in 14-7 win at Minnesota, recording first career interception and seven yard return as defense allowed just 102 net rushing yards and 268 yards total offense... saw action in 49-35 win at Purdue, recording career best three tackles, including two solo tackles and one assisted stop as defense allowed just 47 net rushing yards... saw action in 17-9 loss to #10 Wisconsin, recording one solo tackle... saw action in 41-14 loss at #12 Penn State, recording one solo tackle... started at cornerback in 14-13 win over #2 Michigan for first career start as defense allowed just 201 yards total offense... recorded career-best four tackles vs. Michigan, including two solo stops and two assists... also had key fourth quarter pass interception, three pass break-ups and a shared tackle for loss... started at cornerback in 28-0 win at Illinois as defense allowed just 61 net rushing yards and 198 yards total offense... recorded career-best seven tackles at Illinois, including five solo tackles and two assists... also had a forced and recovered fumble on special teams... started at cornerback in 40-10 win over #15 Nebraska, recording one solo tackle before leaving the game due to injury, as defense allowed just 90 net rushing yards and 217 yards total offense... did not see action in 30-3 Outback Bowl loss to #17 Florida, due to injury.

High school honors -- Named Chicago Tribune first-team all-state as a senior... unanimous first-team all-conference and all-area as a senior... special mention all-conference as a junior... **Career** -- Recorded 112 receptions for 1,615 yards and 11 touchdowns as a senior... on defense recorded 30 solo tackles and 15 assists with six interceptions and eight pass break-ups... team posted 10-2 record and reached state quarterfinals as a senior... also reached state quarterfinals as a junior with 9-3 record... member of state championship team (11-3) as a sophomore... team captain as a senior.

Personal -- Born 3/10/98... open major... mother is Daniella Umutanguha... one of two players from Naperville on Iowa roster... high school coach was Michael Stine.

Career Bests

Tackles: _____ 7 at Illinois, 11/19/16
Solos: _____ 5 at Illinois, 11/19/16
Assists: _____ 2, twice, last at Illinois, 11/19/16
Pass Break-Up: _____ 3 vs. Michigan, 11/12/16
Interception: _____ 1, twice, last vs. Michigan, 11/12/16
Forced Fumble: _____ 1 at Illinois, 11/19/16
Recovered Fumble: _____ 1 at Illinois, 11/19/16
Tackles for Loss: _____ .5 vs. Michigan, 11/12/16

Game-By-Game Defensive Stats

2016 _____ Solo-Ast. _____	2016 _____ Solo-Ast. _____
Miami _____ 0-0	Wisconsin _____ 1-0
IA State _____ 1-1	at PSU _____ 1-0
NDSU _____ 0-0	Michigan _____ 2-2
at Rutgers _____ 0-0	at Illinois _____ 5-2
N'western _____ 0-0	Nebraska _____ 1-0
at Minn. _____ 0-0	Florida (n) _____ INJ
at Purdue _____ 2-1	Totals _____ 13-6

Career Statistics

Defense	Solo	Ast.	Total	T/Loss	Int-Yds.	PBU	BLK	FF	RF
Freshman	13	6	18	0.5/1	2-7	4	0	1	1



15 -- Ryan Schmidt
Quarterback
6-5, 235, Sophomore
Marion, Iowa (Linn-Mar HS)

2017 -- Not listed on the depth chart following spring practice.

2016 -- Did not see any game action.

2015 -- Redshirted after joining program as a walk-on.

High school honors -- Earned second-team all-state honors as a senior... named district Offensive Player of the Year and Metro Player of the Year as a senior, while being selected for Iowa Shrine Bowl... earned first-team all-conference and all-metro honors as a junior... **Career** -- Two-year letterman at quarterback... team captain as a senior... led team to 9-2 mark in final prep season and into state playoffs... set school record for touchdown passes in a game with four (twice)... as a senior completed 104-of-184 pass attempts for 1,541 yards and 14 touchdowns, while rushing 149 times for 658 yards and 21 touchdowns... as a junior completed 110-of-195 attempts for 1,716 yards and 12 touchdowns, while rushing 107 times for 179 yards and six touchdowns... also lettered in basketball (3) and baseball (1).

Personal -- Born 10/30/96... business major... parents are Allison and Rick Schmidt... father Rick was a three-year Iowa football letterman... earned Academic Honors with Distinction four straight years... high school coach was Bob Forsyth.




74 -- Austin Schulte
Defensive Line
6-4, 258, Redshirt Freshman
Pella, Iowa (Pella)

2017 -- Not listed on the depth chart following spring practice.

2016 -- Redshirted.

High school honors -- Earned third-team all-state honors as a junior by the Iowa Newspaper Association... **Career** -- Played both linebacker and tight end while earning three letters in football... team won state title his junior and senior seasons... three-year combined record of 39-1... helped team reach state playoffs four straight years... missed senior season after being injured in first game of the season... recorded six solo tackles, three assists, and one pass reception before being injured... recorded 36 solo tackles and 35 assists as a junior with 15.5 tackles for loss and 4.5 sacks... had five receptions on offense for 77 yards and two touchdowns... recorded 38 tackles as a sophomore, including 4.5 tackles for loss and 1.5 sacks... team captain as a senior... also lettered in basketball, baseball, and track.

Personal -- Born 4/08/98... engineering major... earned academic all-district recognition... parents are Carol and Matthew Schulte... one of two players from Pella on Iowa roster... attended same high school as DL Garret Jansen and DB Noah Clayberg... high school coach was Jay McKinstrey.



94 - - Caleb Shudak
Kicker
5-8, 175, Redshirt Freshman
Council Bluffs, Iowa (Lewis Central HS)

2017 - - Listed as third team kicker following spring practice.

2016 - - Redshirted after joining the team as a walk-on.

High school honors - - Earned second team all-state honors as a senior, along with first team all-city and second team all-district honors... first team all-district, all-city and all-Western Iowa as a freshman, sophomore and junior... honorable mention all-state as a freshman... **Career** - - Four-year football letterman as kicker, running back, linebacker and defensive back... team captain as a senior... helped prep team reach state playoffs four straight years with combined 30-15 record... connected on 5-of-8 field goals as a senior, with a long of 50 yards... also made all 27 PAT attempts and recorded 31 touchbacks on 34 kickoffs... recorded 21 tackles on defense and 18 receptions for 201 yards and one touchdown... as a junior connected on 4-7 field goals, with a long of 53 yards, while making all 53 PAT kicks and recording 37 touchbacks... also had 31 tackles and three interceptions, along with 27 receptions for 316 yards and a touchdown and 650 yards in KO returns... as a sophomore made 7-11 field goals, with a long of 48 yards, and was 26-28 on PATs... recorded 37 tackles on defense and 14 rushing attempts for 68 yards and nine receptions for 51 yards... connected on 7-9 field goals as a freshman, with a long of 43 yards, and was 34-36 on PATs... also lettered in swimming (4), tennis (2), track (1) and baseball (3).

Personal - - Born 11/19/97... civil engineering major... National Honor Society officer... Top Honor Roll student throughout prep career... three-year academic letterwinner... parents are Trudi and Jeff Shudak... father Jeff was a PK at Iowa State... high school coach was Jim Duggan.



93 - - Brandon Simon
Defensive End
6-1, 240, Redshirt Freshman
Newark, N.J. (Don Bosco Prep)

2017 - - Not listed on the depth chart following spring practice.

2016 - - Redshirted.

High school honors -- Named first team all-state in New Jersey as a senior by USA Today, MSG Varsity.com, and NJ.com... named defensive line MVP at Rivals Camp in New Jersey... first team all-metro as a senior by MSG Varsity.com... two-time All-Non-Public Group selection... earned first-team defensive honors as a senior, second-team as a junior... second team All-Big North Conference by northjersey.com... second team All-Bergen County by Bergen County Coaches Association... **Career** -- Led team to the 2015 Non-Public Group 4 state championship, posting a 9-3 record... team captain as a senior.

Personal -- Born 10/07/97... majoring in pre-law/business... parents are Katrice and Gerry Simon... one of three players from Newark on Iowa roster... high school coach was Greg Toal.



37 - - **Brandon Snyder
Defensive Back
6-1, 214, Junior
Larchwood, Iowa (West Lyon HS)

Hawk Item - - Caused (2) or recovered (1) a fumble in three straight games in middle of the season... named Male Iowa High School Athlete of the Year as a senior by the Des Moines Register... Sioux City Journal Athlete of the Year and ABC Channel 9 Athlete of the Year as a senior... Ed Thomas Award recipient... member of 2017 Leadership Group.

2017 - - Not listed on the depth chart following spring practice, due to spring practice injury.

2016 Honors - - Academic All-Big Ten for second year... **2016** - - Started all 13 games at free safety, recording 53 solo tackles and 32 assists... shared team lead with three interceptions and led team with three forced fumbles... also had four pass break-ups and two recovered fumbles... started at free safety in 45-21 win over Miami... recorded career-high seven tackles vs. Miami, including three solo tackles and four assists... started at free safety in 42-3 win over Iowa State, recording one assisted tackle as defense allowed just 291 yards total offense... started at free safety in 23-21 loss to North Dakota State... recorded six tackles vs. NDSU, including three solo stops and three assists, along with first career interceptions and five yard return... started at free safety in 14-7 win at Rutgers as defense allowed just one touchdown... career-high 13 tackles at Rutgers, including eight solo stops and five assists... also caused and recovered Rutgers fumble that led to winning touchdown, and recorded tackle for loss to stop Rutgers' final fourth down attempt... started at free safety in 38-31 loss to Northwestern... recorded nine tackles vs. Northwestern, including six solo stops and three assists... also had forced fumble for second straight game, which led to Iowa touchdown... started at free safety in 14-7 win at Minnesota as defense allowed just 102 net rushing yards and 268 yards total offense... recorded four solo tackles and one assist at Minnesota, along with a fumble recovery and a fourth quarter pass interception... started at free safety in 49-35 win at Purdue, recording one solo tackle, one assist and first career pass break-up as defense allowed just 47 net rushing yards... started at free safety in 17-9 loss to #10 Wisconsin... recorded seven tackles vs. Wisconsin, including six solo tackles and one assist... started at free safety in 41-14 loss at #12 Penn State... led team with 12 tackles at PSU... matched career-best with eight solo stops at PSU, along with four assists and two tackles for loss... started at free safety in 14-13 win over #2 Michigan as defense allowed just 201 yards total offense... recorded five tackles vs. Michigan, including three solo tackles and two assists, along with one pass break-up... started at free safety in 28-0 win at Illinois as defense allowed just 61 net rushing yards and 198 yards total offense... recorded six tackles at Illinois, including two solo stops and four assists, along with two pass break-ups... started at free safety in 40-10 win over #15 Nebraska, as defense allowed just 90 net rushing yards and 217 yards total offense... recorded five solo tackles and two assists vs. Nebraska... started at free safety in 30-3 Outback Bowl loss to #17 Florida... recorded four solo tackles and one assist vs. Florida, along with one interception and one forced fumble.

2015 Honors - - Team Hustle Award, defense... Academic All-Big Ten... **2015** - - Saw action in all 14 games, recording 11 tackles... recorded one solo tackle and two assists as defense allowed 35 net rushing yards and 231 yards total offense in 31-14 win over Illinois State... saw action in 31-17 win at Iowa State, recording one solo tackle as defense allowed no points and just 66 yards total offense in the second half... saw action in 29-20 win over Illinois, recording one solo tackle and two assists as defense allowed just 446 net rushing yards... saw action in 40-10 win at Northwestern, recording three solo tackles as defense allowed just 51 net rushing yards and 198 yards total offense... also partially blocked a Northwestern punt... recorded one assisted tackle saw action in 45-16 Rose Bowl loss to Stanford.

2014 Honors - - Team Leader Award, defense... Team Leader Award, special teams... **2014** - - Redshirted after joining the team as a walk-on.

High school honors - - Named Class A Player of the Year by Iowa Newspaper Association... first team all-state by Iowa Newspaper Association and Des Moines Register as a senior... first team all-district and district offensive MVP as a senior... Most Valuable Player of Class A state championship game as a senior after leading team to state title and perfect 14-0 record... first team all-state by

Des Moines Register and second team all-state by Iowa Newspaper Association as a junior... earned all-district honors on defense as a junior, while starting at quarterback, defensive back and placekicker... all-district special teams MVP as a sophomore... played defensive back and was kicker as a ninth grader as team won Class A state title... **Career** -- Starter at quarterback and defensive back, along with placekicking duties, as a senior... rushed for 878 yards and 13 touchdowns as a senior, while passing for 611 yards and 11 touchdowns, despite missing three games due to injury... was successful on 53-58 PAT attempts as kicker, along with making all three field goal attempts, with a long of 51 yards... rushed seven times for 181 yards and two touchdowns in title game, scoring on runs of 34 and 60 yards... also completed 4-5 passes for 110 yards and one touchdown, while making all seven PAT kicks... also lettered in basketball (4), golf (3), baseball (2), and track (2)... Iowa Newspaper Association Class 1A basketball Player of the Year as a senior... unanimous first team all-conference in basketball for three straight seasons... all-state in basketball as junior and senior... career totals include over 1,300 points and over 500 assists... led prep team to state title and first-ever state tournament appearance... captain of state tournament all-tournament team... first team all-conference and all-district shortstop in baseball as a sophomore... earned all-conference honors in golf as a sophomore and junior... placed sixth in state golf tournament as individual in leading team to third place finish at state... qualified for state track meet in four events as a senior, placing in three of the four events.

Personal - - Born 6/14/95... open major... parents are Sheri and Tim Snyder... member of National Honor Society... held No. 1 academic ranking (4.0 GPA) in class of 53 students... earned academic all-district and all-state recognition as a senior... attended same high school as DL Jake Newborg... high school coach was Jay Rozeboom.

Career Defensive Bests

Tackles: _____ 13 at Rutgers, 9/24/16
 Solos: _____ 8, twice, last at Penn State, 11/05/16
 Assists: _____ 5 at Rutgers, 9/24/16
 Interceptions: _____ 1, three times, last vs. Florida, 1/02/17
 Caused Fumble: _____ 1, three times, last vs. Florida, 1/02/17
 Recovered Fumble: _____ 1, twice, last at Minnesota, 10/08/16
 Tackle for Loss: _____ 2 at Penn State, 11/05/16
 Pass Break-Ups: _____ 2 at Illinois, 11/19/16

Game-by-Game Defensive Stats

2015	Solo-Ast.	2016	Solo-Ast.
IllState	1-2	Miami	3-4
at IAState	1-0	IA State	0-1
Pitt	0-0	NDSU	3-3
North TX	0-0	at Rutgers	8-5
at Wisconsin	0-0	N'western	6-3
Illinois	1-2	at Minn.	4-1
at N'western	3-0	at Purdue	1-1
Maryland	0-0	Wisconsin	6-1
at Indiana	0-0	at PSU	8-4
Minnesota	0-0	Michigan	3-2
Purdue	0-0	at Illinois	2-4
at Nebraska	0-0	Nebraska	5-2
MSU (n)	0-0	Florida (n)	4-1
Stanford (n)	0-1	Totals	49-31
Totals	6-5		

Career Statistics

Defense	Solo	Ast.	Total	T/Loss	Sacks	INT-YD	PBU	FF	RF
Freshman	6	5	11	0/0	0/0	0-0	0	0	0
Sophomore	53	32	85	3/5	0/0	3-5	4	3	2
Career	59	37	96	3/5	0/0	3-5	4	3	2



50 - - Jacob Sobotka (suh-BOT-kuh)
Linebacker
6-3, 235, Junior
Clearfield, Iowa (Mount Ayr HS)

2017 - - Not listed on the depth chart following spring practice.


2016 Honors - - Team Leader Award, defense... **2016** - - Did not see any game action.

2015 - - Did not see any game action.

2014 - - Redshirted after joining the program as a walk-on.

High school honors - - Earned second-team all-state and first-team all-conference honors as a senior... selected to compete in Iowa Shrine Bowl, where he was named defensive MVP... first-team all-conference and all-state as a junior, being named conference offensive Player of the Year... first-team all-conference as a sophomore and honorable mention as a freshman... **Career** - - Four-year letterman as linebacker and quarterback... team captain as a senior... helped prep team advance to state playoffs four-straight years, including a championship game appearance as a senior as team posted a 19-4 record his final two seasons... holds single season and career records for passing yards and touchdowns, as well as career marks for rushing yards and touchdowns... as a senior completed 95-of-178 passes for 1,175 yards and 12 touchdowns, while rushing for 819 yards and 11 touchdowns and 22.5 tackles on defense, including five tackles for loss, and one interception... as a junior completed 120-of-209 pass attempts for 1,668 yards and 17 touchdowns, while rushing for 1,407 yards and 24 touchdowns... on defense collected 50.5 tackles, including 10 tackles for loss, four sacks and one forced fumble... completed 67-of-156 pass attempts as a sophomore for 1,050 yards and 13 touchdowns, while rushing for 1,017 yards and 11 touchdowns... on defense registered 50 tackles, including 13 tackles for loss, along with two forced fumbles and one interception... rushed for 506 yards and five touchdowns as a freshman... also earned three letters in basketball and four in track.

Personal - - Born 1/30/96... business major... parents are Michele and Dan Sobotka... four-year member of prep Honor Roll... high school coaches were Delwyn Showalter and Derek Lambert.




84 - - Austin Spiewak
Long Snapper
6-2, 230, Redshirt Freshman
Rolling Meadows, Illinois (Fremd HS)

2017 - - Not listed on the depth chart following spring practice.

2016 - - Redshirted after joining team as a walk-on.

High school honors - - Earned All-Area special mention as a senior... nationally ranked long snapper as a senior by Kohl's, earning second place honors in Kohl's Midwest Showcase following senior season... placed in top 10 in 2015 Kohl's National Scholarship Invite Only Camp... **Career** - - Earned three letters in football as center, linebacker and long snapper... helped prep team reach state playoffs as a junior and senior... recorded 35 tackles as a senior.

Personal - - Born 7/02/98... business major... earned Illinois High School Association Academic Award as a senior... parents are Kristin and Phil Spiewak... grandfather Gary Grouwinkel competed in 1957 and 1959 Rose Bowl games for Iowa... high school coach was Lou Sponsel.



4 - - Nathan Stanley ^
Quarterback
6-5, 235, Sophomore
Menomonie, Wis. (Menomonie)

Hawk-Item - - One of 10 true freshmen to see action in 2016.

2017 - - Listed as first team quarterback following spring practice.

2016 - - Saw action in seven games, completing five of nine pass attempts for 62 yards... first action of career in 45-21 win over Miami, with an incomplete pass on his only attempt... saw action in 42-3 win over Iowa State as offense gained 435 yards total offense... completed one of two pass attempts for two yards vs. ISU... saw action in 23-21 loss to North Dakota State... completed 2-2 passes for 45 yards on drive that led to Iowa's final touchdown... saw action for just one play in 14-7 win at Minnesota... saw action in 49-35 win at Purdue as offense rushed for 365 net rushing yards and gained 520 yards total offense... completed 2-3 pass attempts for 15 yards at Purdue, with a long of 10 yards... saw action in 28-0 win at Illinois, but had no statistics as offense rushed for 262 yards and gained 342 yards total offense... saw action in 30-3 Outback Bowl loss to #17 Florida, throwing one incomplete pass.

High school honors -- Earned honorable mention all-state honors as a senior... first-team all-conference and all-region as a senior... honorable mention all-state and first-team all-conference as a sophomore... **Career** -- Four-year letterman as quarterback, defensive back, and punter... missed majority of junior season because of injury... helped prep team win 24 games in three seasons and advance to state playoffs four straight years... passed for 1,728 yards and 16 touchdowns as a senior with four interceptions... rushed 44 times for 213 yards and three touchdowns, while averaging 44.9 yards per punt... passed for 670 yards and six touchdowns before being injured as a junior, while rushing for 95 yards and one touchdown... as a sophomore threw for 1,276 yards and 14 touchdowns, while rushing for 60 yards and one touchdown... also averaged 45.6 yards per punt... punted for varsity squad as a freshman, averaging 44 yards per punt... holds school records for passing yards (3,674) and career touchdowns (36)... team captain as a junior and senior... also four-year starter in both basketball and baseball.

Personal -- Born 8/26/97... physical therapy major... member of National Honor Society... earned academic all-state recognition... parents are Donita and Jay Stanley... high school coach was Joe La Buda.

Career Passing Bests

Completions: _____ 2, twice, last at Purdue, 10/15/16
Attempts: _____ 3 at Purdue, 10/15/16
Yards: _____ 45 vs. North Dakota State, 9/17/16
Long: _____ 37 vs. North Dakota State, 9/17/16

2016 Game-By-Game Stats

Passing	Com.	At.	Yds.	TD	Int.	Lng	Rushing	No.	Yds.	TD	Lng
Miami	0	1	0	0	0	---	Miami	0	0	0	---
IA State	1	2	2	0	0	2	IA State	0	0	0	---
NDSU	2	2	45	0	0	37	NDSU	0	0	0	---
at Rutgers	DNP						at Rutgers	DNP			
N'western	DNP						N'western	DNP			
at Minn.	0	0	0	0	0	---	at Minn.	0	0	0	---
at Purdue	2	3	15	0	0	10	at Purdue	0	0	0	---
Wisconsin	DNP						Wisconsin	DNP			
at PSU	DNP						at PSU	DNP			
Michigan	DNP						Michigan	DNP			
at Illinois	0	0	0	0	0	---	at Illinois	0	0	0	---
Nebraska	DNP						Nebraska	DNP			
Florida (n)	0	1	0	0	0	---	Florida (n)	0	0	0	---
Totals	5	9	62	0	0	37	Totals	0	0	0	---

Career Statistics

Passing _____ Com. _____ At. _____ Pct. _____ Yds. _____ TD _____ Int. _____ Lng _____
Freshman _____ 5 _____ 9 _____ .556 _____ 62 _____ 0 _____ 0 _____ 37



50 - - Jackson Subbert (SUE-birt)
Long Snapper
6-3, 237, Sophomore
Williamsburg, Iowa (Williamsburg HS)

2017 - - Not listed on the depth chart following spring practice.

2016 - - Did not see any game action.

2015 - - Redshirted after joining program as a walk-on.

High school honors - - Earned all-conference honors as a senior... selected to compete in Iowa Shrine Bowl, as South team recorded 37-24 victory...

Career - - Three-year letterman as long snapper, tight end and defensive end... team captain as a senior... helped prep team post 30-5 overall record his final three seasons, including 11-1 mark as a senior, while reaching state playoffs each season... as a senior recorded 13 receptions for 222 yards and four touchdowns... on defense recorded 36 solo tackles and 36 assists, with 10 tackles for loss and three sacks... also lettered in basketball, baseball and golf... four-time state golf qualifier.

Personal - - Born 9/30/96... business major... parents are Heather and Todd Subbert... member of National Honor Society... earned academic all-conference recognition as a junior and senior... attended same high school as OL Austin Blythe... high school coach was Curt Ritchie.



55 - - Kyle Taylor
Linebacker
6-0, 225, Redshirt Freshman
Silver Springs, Md. (Gonzaga, Washington, D.C.)

2017 - - Not listed on the depth chart following spring practice.

2016 Honors - - Team Leader Award, special teams...
2016 - - Redshirted.

High school honors -- Class AA all-state selection... selected as an All-Met defensive player... Career -- Finished with 81 tackles, including four tackles for loss and two sacks as a senior, despite missing the first three games because of injury... had 43 tackles, including two tackles for loss and one sack as a junior and 72 tackles, 14 tackles for loss, five sacks, and one forced fumble as a sophomore... led team to an 11-2 record and a DCSAA championship as a senior... helped Don Bosco hand DeMatha its lone loss in 2015... also played lacrosse.

Personal -- Born 7/14/97... open major... parents are Audrey and Chuck Taylor... brother of Iowa DB Miles Taylor... one of four sets of brothers on Iowa roster... high school coach was Randy Trivers.



19 - - *Miles Taylor ^**
Defensive Back
5-10, 203, Senior
Silver Spring, Maryland
(Gonzaga College HS)

Hawk Item - - One of three true freshmen to see action in 2014... member of 2017 Leadership Group.

2017 - - Listed as first team strong safety following spring practice.

2016 Honors - - Team Hustle Award, defense... **2016** - - Saw action in 11 games, with 10 starts at strong safety, while missing two games due to injury... recorded 45 tackles, including 29 solo stops and 16 assists... started at strong safety in 45-21 win over Miami, recording one solo tackle and two assists... started at strong safety in 42-3 win over Iowa State as defense allowed just 291 yards total offense... recorded one solo tackle and two assists vs. ISU... started at strong safety in 23-21 loss to North Dakota State... seven tackles vs. NDSU, including for solo stops and three assists... started at strong safety in 14-7 win at Rutgers as defense allowed just one touchdown... matched career-best with eight tackles at Rutgers, including five solo stops and three assists, along with one tackle for loss... started at strong safety in 38-31 loss to Northwestern, recording six solo tackles... started at strong safety in 14-7 win at Minnesota, recording two solo tackles and one assist as defense allowed just 102 net rushing yards and 268 yards total offense... started at strong safety in 49-35 win at Purdue, recording three solo tackles and one assist as defense allowed just 47 net rushing yards... recorded six tackles in 17-9 loss to #10 Wisconsin, including four solo tackles and two assists... started at strong safety in 41-14 loss at #12 Penn State, recording three solo tackles and two assists... started at strong safety in 14-13 win over #2 Michigan, but left the game after being injured early in the first quarter and did not return.

2015 Honors - - Team Hustle Award, defense... **2015** - - Started all 14 games at strong safety... collected 69 tackles, including 38 solo stops and 31 assists... recovered one fumble and had one interception... started at strong safety in 31-14 win over Illinois State, recording one assisted tackle as defense allowed 35 net rushing yards and 231 yards total offense... started at strong safety in 31-17 win at Iowa State as defense allowed no points and just 66 yards total offense in the second half... recorded five tackles at ISU, including three solo tackles and two assists... started at strong safety in 27-24 win over Pitt as defense allowed just 55 net rushing yards and 282 yards total offense... seven tackles vs. Pitt, including five solo stops and two assists... started at strong safety in 10-6 win at Wisconsin as defense allowed no touchdowns and just 320 yards total offense... seven tackles at Wisconsin, including three solo tackles and four assists, along with one pass break-up... started at strong safety in 29-20 win over Illinois, recording three solo tackles as defense allowed just 46 net rushing yards... started at strong safety in 40-10 win at Northwestern as defense allowed just 51 net rushing yards and 198 yards total offense... recorded one solo tackle and three assists vs. Northwestern, along with one pass break-up... led team with career-best eight tackles, including four solo stops and four assists, in 31-15 win over Maryland... recorded first interception of career with a 12 yard return, and also had first recovered fumble... started at strong safety in 35-27 win at Indiana, recording one solo tackle, two assists and one pass break-up... matched career-best with eight tackles in 40-35 win over Minnesota, including four solo stops, four assists and one tackle for loss... started at strong safety in 40-20 win over Purdue, recording four solo tackles... started at strong safety in 28-20 win at Nebraska, recording six assisted tackles... recorded six tackles in 16-13 loss to Michigan State, including three solo stops and three assists, including one QB sack and a shared tackle for loss... started at strong safety in 45-16 Rose Bowl loss to Stanford... led team with career-best seven solo tackles vs. Stanford, including one tackle for loss, and one pass break-up.

2014 - - Saw action in all 13 games, recording four solo tackles and four assists... collected four tackles in 48-7 win over Northwestern, including one solo tackle and three assists... recorded two solo tackles and one assist in loss at Minnesota... recorded one solo tackle in TaxSlayer Bowl loss to Tennessee.

High school honors - - First team all-conference and all-metro as a senior... selected to compete in Chesapeake Bowl following senior year... second team all-conference and honorable mention all-metro as a junior... honorable mention all-conference as a sophomore... **Career** - - Three-year football starter and letterman... first player at high school to be two-time defensive MVP (junior and senior)... led team in tackles as a junior and senior... team advanced to state championship game as a junior... recorded 86 tackles, eight pass break-ups, two fumble recoveries and one sack as a senior, along with three interceptions and one touchdowns... collected 85 tackles as a junior, with 11 pass break-ups, three sacks, three fumble recoveries and four interceptions as a junior... recorded 35 tackles and six pass break-ups as a sophomore... team captain as a senior... also competed for prep basketball team.

Personal - - Born 12/14/95... open major... parents are Audrey and Chuck Taylor... 3.3 GPA as a prep... brother of LB Kyle Taylor... one of four sets of brothers on Iowa roster... high school coach was Aaron Brady.

Career Bests


Tackles: _____ 8, three times, last at Rutgers, 9/24/16
Solos: _____ 7 vs. Stanford, 1/01/16
Assists: _____ 6 at Nebraska, 11/27/15
Tackle for Loss: _____ 1, three times, last at Rutgers, 9/24/16
QB Sack: _____ 1 vs. Michigan State, 12/5/15
Interception: _____ 1 vs. Maryland, 10/31/15
Fumble Recovery: _____ 1 vs. Maryland, 10/31/15

Game-By-Game Defensive Stats

2014	Solo-Ast.	2015	Solo-Ast.	2016	Solo-Ast.
N. Iowa _____	0-0	IllState _____	0-1	Miami _____	1-2
Ball State _____	0-0	at IAState _____	3-2	IA State _____	1-2
IA State _____	0-0	Pitt _____	5-2	NDSU _____	4-3
at Pitt _____	0-0	North TX _____	0-0	at Rutgers _____	5-3
at Purdue _____	0-0	at Wisconsin _____	3-4	N'western _____	6-0
Indiana _____	0-0	Illinois _____	3-0	at Minn. _____	2-1
at Maryland _____	0-0	at N'western _____	1-3	at Purdue _____	3-1
N'western _____	1-3	Maryland _____	4-4	Wisconsin _____	4-2
at Minn. _____	2-1	at Indiana _____	1-2	at PSU _____	3-2
at Illinois _____	0-0	Minnesota _____	4-4	Michigan _____	0-0
Wisconsin _____	0-0	Purdue _____	4-0	at Illinois _____	INJ
Nebraska _____	0-0	at Nebraska _____	0-6	Nebraska _____	INJ
Tennessee (n) _____	1-0	MSU (n) _____	3-3	Florida (n) _____	0-0
Totals _____	4-4	Stanford (n) _____	7-0	Totals _____	29-16
		Totals _____	38-31		

Career Statistics

Defense	Solo	Ast.	Total	T/Loss	Sacks	In-Yds.	PBU	FF	FR
Freshman	4	4	8	0/0	0/0	0-0	0	0	0
Sophomore	38	31	69	2.5/6	1/2	1-12	4	0	1
Junior	29	16	45	1/5	0/0	0-0	0	0	0
Career	71	51	122	3.5/11	1/2	1-12	4	0	1



89 - - *Matt VandeBerg**
Wide Receiver
6-1, 195, Senior
Brandon, South Dakota (Brandon Valley HS)

Hawk Item - - Earned undergraduate degree during spring semester of 2017... granted additional season as medical redshirt in 2017... suffered foot injury in practice (Sept. 26) following win at Rutgers and did not return to action... recorded 19 receptions for 284 yards and three touchdowns in four games... ranks third in single-season receptions (65) and 29th in yards in a season (703) in 2015... tied for 19th in career receptions (106) and ranks 27th in receiving yards (1,302)... one of four true freshmen to see action in 2013... member of 2017 Leadership Group... one of nine seniors named to 2016 Leadership Group.

2017 Honors - - Preseason fourth team All-Big Ten by Athlon Sports... **2017** - - Listed as first team split end following spring practice.

2016 Honors - - Named preseason third team All-Big Ten by Athlon Sports... **2016** - - Listed as first team wide receiver following spring practice... started at wide receiver in 45-21 win over Miami... led team with four receptions for 99 yards vs. Miami, with a long of 36 yards... started at wide receiver in 42-3 win over Iowa State as offense gained 435 yards total offense... career-high 129 receiving yards on seven receptions vs. ISU, with a 12-yard scoring reception and one rushing attempt for 25 yards... four receptions for 39 yards in 23-21 loss to North Dakota State, including scoring grabs of 14 and nine yards... sfour receptions for 17 yards in 14-7 win at Rutgers... injured in practice following win at Rutgers and missed remainder of the season.

2015 Honors - - Team Hustle Award, offense... Academic All-Big Ten... Honorable mention All-Big Ten by league coaches and media... **2015** - - Played in all 14 games, with 11 starts... recorded 65 receptions for 703 yards and four touchdowns... started at wide receiver in 31-14 win over Illinois State as offense gained 431 yards total offense... recorded career-best six receptions vs. Illinois State for 59 yards, including a 9-yard scoring reception... started at wide receiver in 31-17 win at Iowa State as offense gained 260 net rushing yards and 475 yards total offense... career-high nine receptions for 114 yards and one touchdown at ISU... recovered an Iowa fumble for a three-yard touchdown in the third quarter and had 48-yard reception in the fourth quarter to keep a drive alive... started at wide receiver in 27-24 win over Pitt as offense gained 363 yards total offense... recorded seven receptions for 45 yards vs. Pitt... saw action in 62-16 win over North Texas as offense gained 488 yards total offense... three receptions for 24 yards vs. North Texas, with a long of 15 yards... started at wide receiver in 10-6 win at Wisconsin... six receptions for 61 yards at Wisconsin, with a long of 21 yards... started at wide receiver in 29-20 win over Illinois, recording two receptions for 10 yards as offense gained 278 rushing yards and 478 yards total offense... started at wide receiver in 40-10 win at Northwestern as offense rushed for 294 yards and gained 492 yards total offense... eight receptions for 78 yards at Northwestern, with a long of 18 yards... started at wide receiver in 31-15 win over Maryland... three receptions for 54 yards vs. Maryland, with a long of 23 yards... started at wide receiver in 35-27 win at Indiana as offense rushed for 234 yards and gained 467 yards total offense... five receptions for 68 yards at Indiana, with a long of 30 yards... started at wide receiver in 40-35 win over Minnesota as offense rushed for 272 yards and gained 506 yards total offense... six receptions for 74 yards vs. Minnesota, with a long of 21 yards... started at wide receiver in 40-20 win over Purdue... one reception for a seven-yard touchdown vs. Purdue, along with one rushing attempt for 15 yards... started at wide receiver in 28-20 win at Nebraska... recorded three receptions for 31 yards at Nebraska, along with one rushing attempt for nine yards... started at wide receiver in 16-13 loss to Michigan State, recording two receptions for 14 yards... started at wide receiver in 45-16 Rose Bowl loss to Stanford... led team with four receptions for 64 yards vs. Stanford, including 36-yard scoring reception.

2014 Honors - - Academic All-Big Ten... **2014** - - Saw action in 12 games, with one start... recorded 14 receptions for 256 yards and one touchdown, along with averaging 6.8 yards on 12 punt returns and 18 yards on two KO returns... saw action in 31-23 win over Northern Iowa as offense gained 401 yards total offense... had three punt returns for 21 yards and 32 yards on two KO returns vs. UNI... saw action in 17-13 win over Ball State as offense gained 455 yards total offense... two receptions for 18 yards vs. BSU, along with one punt

return for 12 yards... started at wide receiver in 24-20 win at Pittsburgh... one reception for 44 yards came on first scoring drive in the first quarter... saw action in 45-29 win over Indiana, recording one reception for three yards as offense gained 426 yards total offense... saw action in 48-7 win over Northwestern as offense gained 483 yards total offense... collected five receptions for 90 yards vs. Northwestern... saw action in 30-14 win at Illinois as offense rushed for 304 yards and gained 587 yards total offense... three punt returns for 11 yards at Illinois... saw action in 26-24 loss to No. 14 Wisconsin as offense gained 412 yards total offense against top-ranked defense in the nation... three receptions for 67 yards vs. Wisconsin... saw action in 37-34 overtime loss to Nebraska, recording three punt returns for 32 yards... saw action in 45-28 TaxSlayer Bowl loss to Tennessee... two receptions for 34 yards vs. Tennessee, including 18-yard scoring reception for first career touchdown... also gained five yards on one punt return.

2013 - - Saw action in 11 games, with two starts... eight receptions for 59 yards in first season... saw first action of career in 28-14 win over Missouri State as offense gained 491 yards total offense... two receptions for 17 yards in first career game, with a long of nine yards vs. Missouri State... saw action in 26-14 loss to Michigan State, recording four receptions for 36 yards... saw action in 28-9 loss to Wisconsin, recording one reception for six yards... started at wide receiver in 24-21 win over Michigan for first career start, recording one reception for no yards as offense gained 407 yards total offense.

High school honors - - Earned elite all-state honors as a junior and senior... also first team all-conference as a junior and senior... **Career** - - Helped prep team finish as state runner-up as a senior with an 11-1 record... holds record for longest interception return (105 yards) and interceptions in a season (nine)... also holds school records for career receptions (136) and season (18) and career (35) receiving touchdowns... team captain as a senior... recorded 65 receptions for 1,080 yards and 18 touchdowns as a senior, along with seven interceptions on defense... returned three interceptions for touchdowns, including two returns of over 100 yards... 67 receptions for 1,081 yards as a junior, along with nine interceptions... recorded 47 tackles and five interceptions as a sophomore, with six pass receptions for 200 yards... three-year football letterman as wide receiver and defensive back, while also returning punts and KO... also competed in track (sprints, long jump, triple jump).

Personal - - Born 8/01/94 in Tucson, Arizona... sports management major... mother is Mindy Pownell... member of National Honor Society... high school coach was Chad Garrow.

Career Receiving Bests

Receptions: _____ 9 at Iowa State, 9/12/15
Yards: _____ 129 vs. Iowa State, 9/10/16
Touchdowns: _____ 2 vs. North Dakota State, 9/17/16
Long: _____ 48 at Iowa State, 9/12/15

Career Rushing Bests

Attempts: _____ 1, three times, last vs. Iowa State, 9/10/16
Yards: _____ 25 vs. Iowa State, 9/10/16
Long: _____ 25 vs. Iowa State, 9/10/16

Career Punt Return Bests

Number: _____ 3, three times, last vs. Nebraska, 11/28/14
Yards: _____ 32 (3 ret.), vs. Nebraska, 11/28/14
Long: _____ 23 vs. Northern Iowa, 8/30/14

Career KO Return Bests

Number: _____ 2 vs. Northern Iowa, 8/30/14
Yards: _____ 32 (2 ret.), vs. Northern Iowa, 8/30/14
Long: _____ 23 vs. Northern Iowa, 8/30/14

Game-By-Game Stats

Receiving

2013	No.	Yds.	TD	Lng
N. Illinois	DNP			
MO State	2	17	0	9
at IA State	DNP			
W. Michigan	0	0	0	---
at Minn.	0	0	0	---
MSU	4	36	0	14
at OSU	0	0	0	---
N'western	0	0	0	---
Wisconsin	1	6	0	6
at Purdue	0	0	0	---
Michigan	1	0	0	---
at Nebraska	0	0	0	---
LSU (n)	0	0	0	---
Totals	8	59	0	14

KO Returns

2014	No.	Yds.	TD	Lng
N. Iowa	2	32	0	23
Ball State	0	0	0	---
IA State	0	4	0	4
at Pitt	0	0	0	---
at Purdue	INJ			
Indiana	0	0	0	---
at Maryland	0	0	0	---
N'western	0	0	0	---
at Minn.	0	0	0	---
at Illinois	0	0	0	---
Wisconsin	0	0	0	---
Nebraska	0	0	0	---
Tennessee (n)	0	0	0	---
Totals	2	36	0	23

Receiving

2015	No.	Yds.	TD	Lng
IllState	6	59	1	17
at IAState	9	114	1	48
Pitt	7	45	0	12
North TX	3	24	0	15
at Wisconsin	6	61	0	21
Illinois	2	10	0	6
at N'western	8	78	0	18
Maryland	3	54	0	23
at Indiana	5	68	0	30
Minnesota	6	74	0	21
Purdue	1	7	1	7
at Nebraska	3	31	0	22
MSU (n)	2	14	0	12
Stanford (n)	4	64	1	36
Totals	65	703	4	48

Career Statistics

Receiving	No.	Yds.	Avg.	TD	Lng
Freshman	8	59	7.4	0	14
Sophomore	14	256	18.3	1	44
Junior	65	703	10.8	4	48
Senior	19	284	14.9	3	36
Career	106	1,302	12.3	8	48

Punt Returns	No.	Yds.	Avg.	TD	Lng
Freshman	0	0	---	0	---
Sophomore	12	82	6.8	0	23
Junior	0	0	---	0	---
Senior	0	0	---	0	---
Career	12	82	6.8	0	23

2014	No.	Yds.	TD	Lng
N. Iowa	0	0	0	---
Ball State	2	18	0	19
IA State	0	0	0	---
at Pitt	1	44	0	44
at Purdue	INJ			
Indiana	1	3	0	3
at Maryland	0	0	0	---
N'western	5	90	0	42
at Minn.	0	0	0	---
at Illinois	0	0	0	---
Wisconsin	3	67	0	28
Nebraska	0	0	0	---
Tennessee (n)	2	34	1	18
Totals	14	256	1	44

Punt Returns

2014	No.	Yds.	TD	Lng
N. Iowa	3	21	0	23
Ball State	1	12	0	12
IA State	0	0	0	---
at Pitt	0	0	0	---
at Purdue	INJ			
Indiana	0	0	0	---
at Maryland	0	0	0	---
N'western	0	0	0	---
at Minn.	0	0	0	---
at Illinois	3	11	0	5
Wisconsin	1	1	0	1
Nebraska	3	32	0	20
Tennessee (n)	1	5	0	5
Totals	11	77	0	23

2016	No.	Yds.	TD	Lng
Miami	4	99	0	36
IA State	7	129	1	31
NDSU	4	39	2	15
at Rutgers	4	17	0	7
N'western	INJ			
at Minn.	INJ			
at Purdue	INJ			
Wisconsin	INJ			
at PSU	INJ			
Michigan	INJ			
at Illinois	INJ			
Nebraska	INJ			
Florida (n)	INJ			
Totals	19	284	3	36

KO Returns	No.	Yds.	Avg.	TD	Lng
Freshman	0	0	---	0	---
Sophomore	2	36	18.0	0	23
Junior	0	0	---	0	---
Senior	0	0	---	0	---
Career	2	36	18.0	0	23



85 - - *Nate Vejvoda (vay-VO-duh)
Tight End
6-5, 245, Sophomore
Homer Glen, Illinois (Providence Catholic HS)

2017 - - Not listed on the depth chart following spring practice.

2016 Honors - - Academic All-Big Ten... **2016** - - Saw action in 45-21 win over Miami, in 42-3 win over Iowa State, in 38-31 loss to Northwestern, in 49-35 win at Purdue, in 14-13 win over #2 Michigan and in 28-0 win at Illinois, but had no statistics.

2015 - - Redshirted.

High school honors - - Named first-team all-conference in the Chicago Catholic League as a senior... named second-team all-area as wide receiver and named all-area honorable mention as tight end... **Career** - - Four-year letterman as tight end, wide receiver and long snapper... team captain as a sophomore and senior... helped prep team advance to state playoffs as a junior... helped team post 13-1 record while winning state championship as a senior... recorded 44 receptions for 638 yards and eight touchdowns as a senior... as a junior recorded 24 receptions for 352 yards and three touchdowns... also a four-year letterman in basketball.

Personal - - Born 9/06/96... engineering major... parents are Nancy and Greg Vejvoda... named to Class 7A all-state academic team for football... four-year member of First Honor Roll... member of National Honor Society... one of two players from Homer Glen on Iowa roster... attended same high school as DB Kevin Ward... high school coach was Mark Caglione.



35 - - Barrington Wade
Linebacker
6-1, 223, Redshirt Freshman
Skokie, Illinois (Niles North HS)

2017 - - Not listed on the depth chart following spring practice.

2016 - - Redshirted.

High school honors -- Earned honorable mention All-America recognition... first-team all-state as a senior, earning MVP and Sportsmanship Award... named Chicago Tribune first-team all-state as a senior... first-team all-conference for three straight seasons... **Career** -- Played both running back and linebacker... helped prep team advance to third round of state playoffs as a senior... team captain for three seasons... also competed in football and track.

Personal -- Born 3/16/98... open major... parents are Christine Thurmond and Barrington Wade, Sr... high school coach was Mark Egofski.



25 - - **Akrum Wadley (ACK-rum)
Running Back
5-11, 195, Senior
Newark, New Jersey (Weequahic HS)

Hawk Item - - Recorded three touchdown runs of 50 yards or more in 2016 and has four in his career... tied single-game school record with four rushing touchdowns in 40-10 win at Northwestern in 2015... 204 rushing yards in 2015 win at Northwestern ranks as 14th-best single game total in school history... 176 rushing yards in 2016 win at Purdue ties as 33rd

best single-game total in school history... has rushed for over 100 yards in nine career games... ranks 18th in career rushing with 1,763 yards and is tied for 20th in career scoring with 132 points (18 rushing, 4 receiving)... average per carry (6.2) ranks best among Iowa running back with over 1,000 career rushing yards... has at least one reception in 15 straight games... member of 2017 Leadership Group.

2017 Honors - - Preseason second team All-Big Ten by Athlon Sports... **2017** - - Listed as first team running back following spring practice.

2016 Honors - - Team Hustle Award, offense... third team All-Big Ten by Big Ten coaches, Athlon Sports, and Phil Steele... honorable mention All-Big Ten by Big Ten media... Big Ten Conference Player of the Week vs. Michigan by the Rose Bowl Game... **2016** - - Saw action in all 13 games, with one start... led team in rushing with 168 attempts for 1,081 yards and 10 touchdowns... second on team in receiving with 36 receptions for 315 yards and three touchdowns... led team in scoring with 78 points... led rushing attack with 12 attempts for 121 yards vs. Miami, including touchdown runs of 11 and five yards... also had three receptions for 21 yards... saw action in 42-3 win over Iowa State as offense gained 435 yards total offense... rushed nine times for 49 yards vs. ISU and had one reception for 26 yards... scored two touchdowns vs. ISU, scoring on three-yard run and 26-yard reception, for second receiving touchdown in last three games... four rushing attempts for 20 yards and one reception for seven yards in 23-21 loss to North Dakota State... saw action in 14-7 win at Rutgers, playing in his home state for the first time... led rushing attack at Rutgers with 12 attempts for 84 yards, and also had two receptions for 38 yards... scored game-winning touchdown on 26-yard run in the fourth quarter... started at running back in 38-31 loss to Northwestern... rushed 14 times for 35 yards vs. Northwestern, scoring on runs of five and six yards... also had one reception for one yard... saw action in 14-7 win at Minnesota... led rushing attack with 14 attempts for 107 yards and a touchdown at Minnesota, including 54-yard touchdown run with 5:28 remaining for winning score... saw action in 49-35 win at Purdue as offense rushed for 365 net rushing yards and gained 520 yards total offense... led rushing attack at Purdue with 15 rushes for 176 yards and a touchdown, a 75-yard scamper that ranks as his longest career rushing attempt... also had two receptions for 25 yards... saw action in 17-9 loss to #10 Wisconsin... led team in rushing with 10 attempts for 44 yards, and reached career receiving highs with seven catches for 72 yards... saw action in 41-14 loss at #12 Penn State... rushed nine times for 28 yards at PSU, along with five pass receptions for 32 yards, including a 12-yard touchdown reception... saw action in 14-13 win over #2 Michigan... led rushing attack with 23 carries for 115 yards... also led receivers with five receptions for 52 yards and a touchdown... three-yard pass reception resulted in Iowa's only touchdown, that coming on a fourth and goal situation... saw action in 28-0 win at Illinois as offense rushed for 262 yards and gained 342 yards total offense... rushed 13 times for 82 yards and a touchdown at Illinois, with two receptions for three yards... scoring run covered two yards for final touchdown of the game... saw action in 40-10 win over #25 Nebraska as offense gained 264 net rushing yards and 408 yards total offense... rushed 11 times for 105 yards and a touchdown vs. Nebraska, and added two receptions for 19 yards... scored on 75-yard run in the first quarter vs. Nebraska for first points of the game, matching his career-longest run... saw action in 30-3 Outback Bowl loss to #17 Florida... led rushing attack with 22 carries for 115 yards vs. Florida, while adding four receptions for 21 yards.

2015 Honors - - Named Big Ten Conference offensive Player of the Week by Big Ten and College Sports Madness, for his play in 40-10 win at Northwestern... **2015** - - Saw action in nine games, with three starts... rushed 83 times for 496 yards and seven touchdowns, with six receptions for 94 yards and one touchdown... saw action in 31-14 win over Illinois State as offense gained 431 yards total offense... rushed three times for 17 yards vs. Illinois State, with a long of 13 yards... saw action in 62-16 win over North Texas as offense gained

488 yards total offense... five rushing attempts for 18 yards vs. North Texas, including a two-yard touchdown... saw action in 40-10 win at Northwestern as offense rushed for 294 yards and gained 492 yards total offense... tied school single-game record with four rushing touchdowns at Northwestern, with career-bests of 26 rushes for 204 yards and four touchdowns... rushing touchdowns covered 35, 4, 2 and 4 yards... started at running back in 31-15 win over Maryland for first career start... led rushing game with 19 carries for 67 yards, including an 11-yard touchdown... started at running back in 35-27 win at Indiana as offense rushed for 234 yards and gained 467 yards total offense... led rushing attack with 120 yards on 12 attempts, including 65-yard touchdown on second play of the game... rushed four times for 23 yards in 40-20 win over Purdue, with a long of 10 yards... started at running back in 16-13 loss to Michigan State... five rushing attempts for 14 yards and career-best three pass receptions for 34 yards vs. MSU... rushed nine times for 33 yards in 45-16 Rose Bowl loss to Stanford... matched career-high with three receptions for 60 yards, including 31-yard reception for a touchdown in the fourth quarter.

2014 Honors - - Honorable mention Freshman All-Big Ten by BTN.com... Big Ten Conference Freshman of the Week for his play in 48-7 win over Northwestern... **2014** - - Saw action in eight games... rushed 33 times for 186 yards and one touchdown... saw first action of career in 45-29 win over Indiana, but had no statistics as offense gained 426 yards total offense... saw action in 48-7 win over Northwestern as offense gained 483 yards total offense... led rushing attack with 15 carries for 106 yards vs. Northwestern, including five-yard touchdown in fourth quarter... two rushes for over 20 yards... also recorded one solo tackle on special teams... saw action in loss at Minnesota... led rushing attack with 68 yards on nine attempts at Minnesota, and also had one reception... saw action in 30-14 win at Illinois as offense rushed for 304 yards and gained 587 yards total offense... five rushing attempts for 11 yards at Illinois... saw action in 26-24 loss to No. 14 Wisconsin, rushing one time for no gain as offense gained 412 yards total offense against top-ranked defense in the nation... saw action in TaxSlayer Bowl loss to Tennessee, with three rushing attempts for one yard.

2013 Honors - - Team Leader Award, Offense... **2013** - - Redshirted.

High school honors - - Second team all-state as a senior... named Essex County Player of the Year as a senior... first team all-conference, all-city and all-county as a senior... first team all-conference as a junior while being named offensive Rookie of the Year... **Career** - - Played both running back and defensive back, while also competing in basketball and track as a prep... helped team post 9-3 record as both a junior and senior, reaching state championship game each season... team captain as a senior... holds school record for touchdowns in a season... 105 rushing attempts for 1,548 yards and 25 touchdowns as a senior, along with 11 receptions for 153 yards and two scored... totaled 371 yards and four touchdowns on special teams, including 95-yard return in state championship game... recorded two QB sacks and a fumble recovery on defense.

Personal - - Born 3/13/95... communications studies major... parents are Sheronda Phelps and John Wadley... one of three players from Newark on Iowa roster... attended same high school as WR Ithmir Smith-Marssette... high school coach was Brian Logan.

Career Rushing Bests

Attempts: _____ 26 at Northwestern, 10/17/15
Yards: _____ 204 at Northwestern, 10/17/15
*Touchdowns: _____ 4 at Northwestern, 10/17/15
Long: _____ 75, twice, last vs. Nebraska, 11/25/16
* - - ties single-game school record

Career Receiving Bests

Receptions: _____ 7 vs. Wisconsin, 10/22/16
Yards: _____ 72 vs. Wisconsin, 10/22/16
Touchdowns: _____ 1, four times, last vs. Michigan, 11/12/16
Long: _____ 31 vs. Stanford, 1/01/16

Game-By-Game Stats

Rushing

2014	No.	Yds.	TD	Lng
N. Iowa	DNP			
Ball State	DNP			
IA State	DNP			
at Pitt	DNP			
at Purdue	DNP			
Indiana	0	0	0	---
at Maryland	0	0	0	---
N'western	15	106	1	26
at Minn.	9	68	0	21
at Illinois	5	11	0	6
Wisconsin	1	0	0	---
Nebraska	0	0	0	---
Tennessee (n)	3	1	0	3
Totals	33	186	1	26

Rushing

2015	No.	Yds.	TD	Lng
IllState	3	17	0	13
at IAState	DNP			
Pitt	DNP			
North TX	5	18	1	9
at Wisconsin	DNP			
Illinois	0	0	0	---
N'western	26	204	4	41
Maryland	19	67	1	14
at Indiana	12	120	1	65
Minnesota	INJ			
Purdue	4	23	0	10
at Nebraska	DNP			
MSU (n)	5	14	0	7
Stanford (n)	9	33	0	12
Totals	83	496	7	65

Rushing

2016	No.	Yds.	TD	Lng
Miami	12	121	2	38
IA State	9	49	1	18
NDSU	4	20	0	18
at Rutgers	12	84	1	26
N'western	14	35	2	9
at Minn.	14	107	1	54
at Purdue	15	176	1	75
Wisconsin	10	44	0	12
at PSU	9	28	0	6
Michigan	23	115	0	22
at Illinois	13	82	1	17
Nebraska	11	105	1	75
Florida (n)	22	115	0	27
Totals	168	1,081	10	75

Career Statistics

Rushing	No.	Yds.	Avg.	TD	Lng
Freshman	33	186	5.6	1	26
Sophomore	83	496	6.0	7	65
Junior	168	1,081	6.6	10	75
Career	284	1,763	6.2	18	75

Receiving	No.	Yds.	Avg.	TD	Lng
Freshman	1	(-1)	---	0	---
Sophomore	6	94	15.7	1	31
Junior	36	315	8.8	3	30
Career	43	408	9.5	4	31

Receiving


2014	No.	Yds.	TD	Lng
N. Iowa	DNP			
Ball State	DNP			
IA State	DNP			
at Pitt	DNP			
at Purdue	DNP			
Indiana	0	0	0	---
at Maryland	0	0	0	---
N'western	0	0	0	---
at Minn.	1	(-1)	0	---
at Illinois	0	0	0	---
Wisconsin	0	0	0	---
Nebraska	0	0	0	---
Tennessee (n)	0	0	0	---
Totals	1	(-1)	0	---

Receiving

2015	No.	Yds.	TD	Lng
IllState	0	0	0	---
at IAState	DNP			
Pitt	DNP			
North TX	0	0	0	---
at Wisconsin	DNP			
Illinois	0	0	0	---
at N'western	0	0	0	---
Maryland	0	0	0	---
at Indiana	0	0	0	---
Minnesota	INJ			
Purdue	0	0	0	---
at Nebraska	DNP			
MSU (n)	3	34	0	16
Stanford (n)	3	60	1	31
Totals	6	94	1	31

Receiving

2016	No.	Yds.	TD	Lng
Miami	3	21	0	12
IA State	1	26	1	26
NDSU	1	7	0	7
at Rutgers	2	38	0	30
N'western	1	1	0	1
at Minn.	1	-2	0	---
at Purdue	2	25	0	18
Wisconsin	7	72	0	21
at PSU	5	32	1	12
Michigan	5	52	1	27
at Illinois	2	3	0	2
Nebraska	2	19	0	10
Florida (n)	4	21	0	18
Totals	36	315	3	30



26 - - **Kevin Ward

Outside Linebacker

6-1, 217, Senior

Homer Glen, Illinois (Providence Catholic HS)

Hawk-Item - - Moved from defensive back to outside linebacker during 2016 fall camp... member of 2017 Leadership Group.

2017 - - Listed as second team outside linebacker following spring practice.

2016 Honors - - Academic All-Big Ten for second year... Reggie Roby Special Teams Award, specialist... **2016** - - Saw action in all 13 games, recording eight solo tackles, two assists and one pass break-up... saw action in 45-21 win over Miami, recording one solo tackle and one assist... saw action in 42-3 win over Iowa State, recording one solo tackle and one assist as defense allowed just 291 yards total offense... saw action in 38-31 loss to Northwestern, recording one solo tackle... saw action in 14-7 win at Minnesota, recording first career pass break-up as defense allowed just 102 net rushing yards and 268 yards total offense... saw action in 28-0 win at Illinois, recording two solo tackles as defense allowed just 61 net rushing yards and 198 yards total offense... saw action in 40-10 win over #15 Nebraska, recording two solo tackles as defense allowed just 90 net rushing yards and 217 yards total offense... saw action in 30-3 Outback Bowl loss to #17 Florida, recording one solo tackle.

2015 Honors - - Academic All-Big Ten... **2015** - - Saw action in all 14 games... recorded career-best three solo tackles, including one tackle for loss in 62-16 win over North Texas... saw action in 31-15 win over Maryland, recording one assisted tackle.

2014 - - Did not see action in first half of season due to injury... saw action in 48-7 win over Northwestern, but had no statistics as defense allowed just 180 yards total offense.

2013 - - Redshirted after joining program as a walk-on.

High school honors - - Earned first team all-conference and all-area honors as a senior... **Career** - - Helped prep team advance to state playoffs as a junior and senior... recorded 82 tackles as a senior... returned one of two interceptions for a touchdown and recovered two fumbles... also had eight punt returns for 112 yards... recorded 88 tackles as a junior, along with two forced fumbles and three fumble recoveries... two-year football letterman who also lettered three years in track (400-meters).

Personal - - Born 12/12/94... open major... member of National Honor Society and High Honor Roll as a prep... earned academic all-state honors... parents are Laurel and Brian Ward... his father, Brian, played college football at Illinois... one of two players from Homer Glen on the Iowa roster... attended same high school as TE Nate Vejvoda... high school coach was Mark Coglianese.

Career Bests

Tackles:	3 vs. North Texas, 9/26/15
Solos:	3 vs. North Texas, 9/26/15
Assists:	1, three times, last vs. Iowa State, 9/10/16
Pass Break-up:	1 at Minnesota, 10/08/16
Tackles for Loss:	1 vs. North Texas, 9/26/15

Game-By-Game Defensive Stats

2014	Solo-Ast.	2015	Solo-Ast.	2016	Solo-Ast.
N. Iowa	INJ	IllState	0-0	Miami	1-1
Ball State	INJ	at IAState	0-0	IA State	1-1
IA State	INJ	Pitt	0-0	NDSU	0-0
at Pitt	DNP	North Texas	3-0	at Rutgers	0-0
at Purdue	DNP	at Wisconsin	0-0	N'western	1-0
Indiana	DNP	Illinois	0-0	at Minn.	0-0
at Maryland	DNP	at N'western	0-0	at Purdue	0-0
N'western	0-0	Maryland	0-1	Wisconsin	0-0
at Minn.	DNP	at Indiana	0-0	at PSU	0-0
at Illinois	DNP	Minnesota	0-0	Michigan	0-0
Wisconsin	DNP	Purdue	0-0	at Illinois	2-0
Nebraska	DNP	at Nebraska	0-0	Nebraska	2-0
Tennessee (n)	DNP	MSU (n)	0-0	Florida (n)	1-0
Totals	0-0	Stanford (n)	0-0	Totals	7-2
		Totals	3-1		

Career Statistics

Defense	Solo	Ast.	Total	T/Loss	Sacks	In-Yds.	Blk	PBU	FF	RF
Freshman	0	0	0	0/0	0/0	0-0	0	0	0	0
Sophomore	3	1	4	1/5	0/0	0-0	0	0	0	0
Junior	8	2	10	0/0	0/0	0-0	0	1	0	0
Career	11	3	14	1/5	0/0	0-0	0	1	0	0



34 - - *Kristian Welch ^

Linebacker
6-3, 232, Sophomore
Iola, Wis. (Iola-Scandinavia)

Hawk-Item - - One of 10 true freshmen to see action in 2016.

2017 - - Listed as third team middle linebacker following spring practice.

2016 - - Saw action in all 13 games, recording two solo tackles and one assist... saw first action of career in 45-21 win over Miami, recording one assisted tackle... saw action in 40-10 win over #15 Nebraska, recording career-best two solo tackles as defense allowed just 90 net rushing yards and 217 yards total offense.

High school honors -- Earned all-state and all-region honors as a senior... first-team all-conference linebacker and running back as a junior and senior... honorable mention all-conference linebacker as a sophomore... team defensive MVP as a senior... **Career** -- Played both linebacker and running back, helping team reach state playoffs for three straight years... rushed 85 times for 1,000 yards and 10 touchdowns as a senior, while recording 75 tackles on defense... rushed 120 times for 1,300 yards and 13 touchdowns as a junior with 65 tackles on defense... as a sophomore rushed 100 times for 980 yards and nine touchdowns, while compiling 45 tackles... rushed 15 times for 200 yards and a touchdown as a freshman... team captain as a junior and senior... also competed for prep basketball team, serving as team captain and earning team MVP honors.

Personal -- Born 5/24/98... open major... earned academic High Honors throughout prep career... parents are Mary and Tim Welch... high school coach was Scott Erickson.

Career Bests

Tackles:	2 vs. Nebraska, 11/25/16
Solos:	2 vs. Nebraska, 11/25/16
Assists:	1 vs. Miami, 9/03/16

Game-By-Game Defensive Stats

2016	Solo-Ast.	2016	Solo-Ast.
Miami	0-1	Wisconsin	0-0
IA State	0-0	at PSU	0-0
NDSU	0-0	Michigan	0-0
at Rutgers	0-0	at Illinois	0-0
N'western	0-0	Nebraska	2-0
at Minn.	0-0	Florida (n)	0-0
at Purdue	0-0	Totals	2-1

Career Statistics

Defense	Solo	Ast.	Total	T/Loss	Sacks	In-Yds.	PBU	FF	RF
Freshman	2	1	3	0/0	0/0	0-0	0	0	0



79 - - *Sean Welsh**

Offensive Line
6-3, 295, Senior
Springboro, Ohio (Springboro HS)

Hawk-Item - - Moved from guard to center prior to 2016 spring practice, but moved back to guard in fall camp... member of 2017 Leadership Group... one of seven juniors named to 2016 Leadership Group... one of two redshirt freshmen named to 2014 Leadership Group.

2017 Honors - - Preseason third team All-America by Athlon Sports... preseason first team All-Big Ten by Athlon Sports... **2017** - - Listed as first team right guard following spring practice.

2016 Honors - - Team Hustle Award, offense... Academic All-Big Ten... second team All-America by USA Today... second team All-Big Ten by Athlon Sports... Third team All-Big Ten by Big Ten coaches and media, and Phil Steele... **2016 Preseason Honors** - - Named to preseason Watch List for Rimington Award and Rotary Lombardi Award... preseason second team All-America by Athlon Sports... preseason first team All-Big Ten by Athlon Sports... preseason second team All-Big Ten by College Sports Madness... **2016** - - Started all 12 games in which he played, with 11 starts at right guard and one start at right tackle... missed one game due to injury... started at right guard in 45-21 win over Miami as offense gained 404 yards total offense... started at right guard in 42-3 win over Iowa State as offense gained 435 yards total offense... started at right guard and played every offensive down in 14-7 win at Rutgers... started at right guard and played every offensive down in 38-31 loss to Northwestern... started at right guard and played every offensive down in 14-7 win at Minnesota... started at right guard in 49-35 win at Purdue as offense rushed for 365 net rushing yards and gained 520 yards total offense... started at right guard and played every offensive down in 17-9 loss to #10 Wisconsin... started at right guard and played every offensive down in 41-14 loss at #12 Penn State... started at right guard and played every offensive down in 14-13 win over #2 Michigan, moving to right tackle late in the game... started at right tackle in 28-0 win at Illinois as offense rushed for 262 yards and gained 342 yards total offense... started at right guard in 40-10 win over #15 Nebraska as offense rushed for 264 net yards and gained 408 yards total offense... started at right guards in 30-3 Outback Bowl loss to #17 Florida.

2015 Honors - - Honorable mention All-Big Ten by league coaches and media... **2015** - - Started all 14 games, including 12 games at left guard and two games at right tackle... started at left guard in 31-14 win over Illinois State as offense gained 431 yards total offense and allowed no sacks... started at left guard in 31-17 win at Iowa State as offense gained 260 net rushing yards and 475 yards total offense... started at left guard in 27-24 win over Pitt as offense gained 363 yards total offense... started at left guard in 62-16 win over North Texas as offense gained 488 yards total offense... started at left guard in 10-6 win at Wisconsin... started at left guard and played every offensive down in 29-20 win over Illinois as offense rushed for 278 yards and gained 478 yards total offense... started at right tackle in 40-10 win at Northwestern as offense rushed for 294 yards and gained 492 yards total offense... started at left guard in 31-15 win over Maryland... started at left guard and played every offensive down in 35-27 win at Indiana as offense rushed for 234 yards and gained 467 yards total offense... started at left guard and played every offensive down in 40-35 win over Minnesota as offense rushed for 272 yards and gained 506 yards total offense... started at left guard in 40-20 win over Purdue... started at left guard and played every offensive play in 28-20 win at Nebraska... started at left guard and played every offensive play in 16-13 loss to Michigan State... started at right tackle in 45-16 Rose Bowl loss to Stanford.

2014 Honors - - First team Freshman All-Big Ten by BTN.com... **2014** - - Played in all 13 games, with seven starts at left guard and two starts at right guard... started at left guard and played every offensive down in 31-23 win over Northern Iowa as offense gained 401 yards total offense... started at left guard and played every offensive down in 17-13 win over Ball State as offense gained 455 yards total offense... started at left guard and played every offensive down

in 20-17 loss to Iowa State... started at left guard and played every offensive down in 24-20 win at Pittsburgh... started at left guard and played every offensive down in 24-10 win at Purdue as offense gained 420 yards total offense... started at left guard and played every offensive down in 45-29 win over Indiana as offense gained 426 yards total offense... started at left guard in 38-31 loss at Maryland, but left game in second half due to injury as offense gained 433 yards total offense... saw action at right guard in 48-7 win over Northwestern as offense gained 483 yards total offense... saw action at right guard in 51-14 loss at Minnesota... saw action at right guard in 30-14 win at Illinois as offense rushed for 304 yards and gained 587 yards total offense... started at right guard in 26-24 loss to No. 14 Wisconsin as offense gained 412 yards total offense against top-ranked defense in the nation... started at right guard in 37-34 overtime loss to Nebraska... saw action at right guard in 45-238 TaxSlayer Bowl loss to Tennessee.

2013 -- Redshirted.

High school honors -- Named Offense-Defense All-America as a senior... earned second team all-state honors as a senior, along with being first team all-district, all-conference and all-division... named to All-Ohio first team by JJ Huddle/Muscle Milk... first team all-division as a junior and second team as a sophomore... named first team all-area by Dayton Daily News as a junior and senior... **Career** -- Earned four letters in football as offensive and defensive lineman... team captain as a senior, helping team post perfect 10-0 record.

Personal -- Born 10/13/94... business/marketing major... parents are Deb and Matt Welsh... earned Principal's List and Scholar-Athlete honors four straight years... high school coach was Ryan Wilhite.



8 - *Tyler Wiegiers (WEE-girs)
Quarterback
6-4, 225, Junior
Lake Orion, Michigan (Detroit Country Day)

2017 -- Listed as second team quarterback following spring practice.

2016 -- Did not see any game action.

2015 -- Saw first action of career in 31-14 opening win over Illinois State, completing his only pass attempt for 10 yards... did not see action in 31-17 win at Iowa State... did not see action in 27-24 win over Pitt... saw action in 62-16 win over North Texas, completing only pass attempt for no gain... did not see action in 10-6 win at Wisconsin... did not see action in 29-20 win over Illinois... saw action in 40-10 win at Northwestern as offense rushed for 294 yards and gained 492 yards total offense... completed 1-2 pass attempts for 22 yards at Northwestern... did not see action in 31-15 win over Maryland... did not see action in 35-27 win at Indiana... saw action in 40-35 win over Minnesota, but had no statistics as offense rushed for 272 yards and gained 506 yards total offense... did not see action in 40-20 win over Purdue... did not see action in 28-20 win at Nebraska... did not see action in 16-13 loss to Michigan State... did not see action in 45-16 Rose Bowl loss to Stanford.

2014 Honors -- Team Leader Award, offense... **2014** -- Redshirted.

High school honors -- Named all-state and all-Oakland County honorable mention as a junior and senior... selected to play in International Bowl for U-19 Team USA... **Career** -- Three-year letterman at quarterback... led team to state playoffs as a sophomore, to state championship game at Ford Field as a junior and district championship as a senior... completed 122-192 pass attempts for 2,093 yards and 24 touchdowns as a senior, with 200 rushing yards... completed 173-285 attempts for 2,465 yards and 22 touchdowns as a junior... completed over 62% of pass attempts in final two prep seasons... team captain as a junior and senior... also member of prep basketball team.

Personal -- Born 3/31/95... biomedical engineering major... parents are Marci and Matt Wiegiers... Magna Cum Laude as a sophomore and junior... Blue and Gold Club Scholar Athlete of the Year... Silver Medal winner and Magna Cum Laude winner on National Latin exam... high school coach was Dan MacLean.

Career Passing Bests

Completions: _____ 1, three times, last at Northwestern, 10/17/15
Attempts: _____ 2 at Northwestern, 10/17/15
Yards: _____ 22 at Northwestern, 10/17/15
Long: _____ 22 at Northwestern, 10/17/15

Career Rushing Bests

Attempts: _____ 1 vs. North Texas, 9/26/15
Yards: _____ (-8) vs. North Texas, 9/26/15

2015 Game-By-Game Stats

Passing	Com.	At.	Yds.	TD	Int.	Lng	Rushing	No.	Yds.	TD	Lng
IllState	1	1	10	0	0	10	IllState	0	0	0	---
at IAState	DNP						at IAState	DNP			
Pitt	DNP						Pitt	DNP			
North TX	1	1	0	0	0	---	North TX	1	(-8)	0	---
at Wisconsin	DNP						at Wisconsin	DNP			
Illinois	DNP						Illinois	DNP			
at N'western	1	2	22	0	0	22	at N'western	0	0	0	---
Maryland	DNP						Maryland	DNP			
at Indiana	DNP						at Indiana	DNP			
Minnesota	0	0	0	0	0	---	Minnesota	0	0	0	---
Purdue	DNP						Purdue	DNP			
at Nebraska	DNP						at Nebraska	DNP			
MSU (n)	DNP						MSU (n)	DNP			
Stanford (n)	DNP						Stanford (n)	DNP			
Totals	3	4	32	0	0	22	Totals	1	(-8)	0	---

Career Statistics

Passing	Com.	At.	Pct.	Yds.	TD	Int.	Lng
Freshman	3	4	.750	32	0	0	22
Sophomore	0	0	.000	0	0	0	---
Career	3	4	.750	32	0	0	22

Rushing	At.	Yds.	Avg.	TD	Lng
Freshman	1	(-8)	---	0	---
Sophomore	0	0	---	0	---
Career	1	(-8)	---	0	---



39 - *Nate Wieting (WHEAT-ing)
Tight End
6-4, 250, Sophomore
Rockford, Illinois (Lutheran HS)

2017 -- Listed as second team tight end following spring practice.

2016 Honors -- Academic All-Big Ten... **2016** -- Saw action in 10 games, with three starts, but had no statistics.

2015 Honors -- Team Leader Award, offense... **2015** -- Redshirted after joining the program as a walk-on.

High school honors -- Earned unanimous first-team all-conference honors as a senior after missing majority of junior season due to injury... second-team all-conference as a sophomore... **Career** -- Starter on both offense and defense (defensive back) as a sophomore and senior, earning four varsity letters despite missing majority of junior season due to injury... team captain as a senior for top-ranked team in Class 4A... helped prep team win two conference championships and advance to state playoffs three straight years while posting three-year record of 31-5... also lettered in basketball (4), volleyball (3) and track (2).

Personal -- Born 2/20/97... biochemistry (pre-medicine) major... parents are Sue and Brian Wieting... earned academic all-state recognition as a sophomore and senior... named Illinois State Scholar... high school coach was Bruce Bazsal.



63 - - Spencer Williams
Offensive Line
6-3, 295, Redshirt Freshman
Cedar Falls, Iowa (Cedar Falls)

2017 - - Listed as second team center following spring practice.

2016 - - Redshirted.

High School honors -- Earned first-team all-state by Iowa Newspaper Association and Des Moines Register, all-conference, and all-metro honors as a senior... third-team all-state and all-conference honors as a junior, along with first-team all-metro honors... first-team all-metro and third-team all-conference as a sophomore... Iowa Shrine Game selection... member of the Des Moines Register's Iowa Eight... Blue-Grey All-American... **Career** -- Three-year letterman as offensive and defensive lineman, helping prep team reach state playoffs three straight years with combined record of 21-11... team captain as a junior and senior... two-year letterman in track.

Personal -- Born 3/02/98... open major... four-year member of prep Honor Roll... mother is Kim Williams, father is Terry Williams, and step-father is Mike Francis... attended same high school as OL Ike Boettger... high school coach was Brad Remmert.



81 - - Jon Wisnieski (Wiz-NIS-ski)
Tight End
6-5, 250, Senior
West Des Moines, Iowa (Dowling HS)

Hawk Item - - Earned undergraduate degree during spring semester of 2017... member of 2017 Leadership Group... suffered injury during spring practice and missed entire 2014 season, and another injury that forced missing the majority of the 2016 season.

2017 - - Not listed on the depth chart following spring practice.

2016 - - Saw action in just one game, mainly due to preseason injury... saw action in 30-3 Outback Bowl loss to #17 Florida, but had no statistics.

2015 - - Saw action in 31-14 win over Illinois State and in 62-16 win over North Texas, but had no statistics as offense gained 488 yards total offense.

2014 - - Did not see any game action due to injury.

2013 - - Redshirted.

High school honors - - Named to elite all-state first team and all-district first team as a senior... honorable mention all-conference as a junior... **Career** - - Member of state championship team as a sophomore... helped prep team post 18-6 record in final two seasons, reaching state playoffs each season while playing tight end and linebacker... team captain as a senior... recorded 24 receptions for 234 yards and four touchdowns as a senior... eight receptions for 119 yards and two touchdowns as a junior... recorded 36 tackles, with one interception for a touchdown, as a junior... also lettered in both basketball and baseball.

Personal - - Born 9/21/94... business major... parents are Barb and Dave Wisnieski... earned academic all-state honors for football... member of National Honor Society... member of prep Honor Roll... one of four players from West Des Moines on the Iowa roster... attended same high school at WR Ryan Boyle and DB Jack Koerner... high school coach was Tom Wilson.



80 - - *Devonte Young ^
Wide Receiver
6-0, 200, Sophomore
Waldorf, Maryland (North Point)


Hawk-Item - - One of 10 true freshmen to see action in 2016.

2017 - - Listed as second team wide receiver following spring practice.

2016 - - Saw action in 12 games, but had no statistics.

High School honors -- Consensus first-team all-state selection as a senior defensive back... earned first-team all-conference and all-metro honors as a senior, while being named Conference Player of the Year... second-team all-conference as a junior... first-team all-metro as a sophomore... **Career** -- Three-year letterman as both wide receiver and safety... helped prep team advance to state playoffs as a sophomore (11-1 at Gwynn Park) and senior (10-1 at North Point)... conference champions as a senior while reaching regional semifinals... as a senior recorded 45 receptions for 802 yards and six touchdowns, with 15 rushing attempts for 201 yards and two touchdowns... also completed two pass attempts, one for a touchdown... recorded 40 tackles on defense as a senior with four interceptions... recorded 700 punt return yards, scoring two touchdowns, while also scoring on one fumble and one interception return... team captain as a senior... also competed for prep track team.

Personal -- Born 2/20/97... business major... parents are Angela and Jude Young... high school coach was Tom Petre.



28 - - Toren Young
Running Back
5-11, 220, Redshirt Freshman
Madison, Wis. (Monona Grove HS)

2017 - - Listed as second team running back following spring practice.

2016 Honors - - Team Leader Award, offense... **2016** - - Redshirted.

High school honors - - Named Blue-Grey All-American as a senior... conference and area Player of the Year as a senior... first-team all-state as a senior by The Associated Press and coaches... finalist for Elroy "Crazy Leg" Hirsch Award as a senior... first-team all-conference and all-region as a junior and senior... conference Player of the Year as a junior... first-team all-conference and honorable mention all-region as a sophomore... **Career** -- Helped prep team post 14-0 record and earn state championship as a sophomore... member of prep team that won conference title seven straight seasons... combined record of 18-5 in final two seasons while advancing to state playoffs four straight years... rushed 333 times for 2,779 yards and 28 touchdowns as a senior... recorded 194 rushing attempts for 1,123 yards and 15 touchdowns as a junior... as a sophomore rushed 173 times for 1,134 yards and 11 touchdowns... rushed five times for 83 yards as a freshman... team captain as a junior and senior... also competed for prep track team.

Personal -- Born 9/04/97... open major... mother is Tianna Parkinson... high school coaches were Michael Stassi and Brandon Beckwith.

16 - - Kyshaun Bryan (KEY-shaun)
Running Back
5-10, 210, Freshman
Fort Lauderdale, Fla. (St. Thomas Aquinas HS)

High school honors - - Played final season at St. Thomas Aquinas HS after previously attending American Heritage HS in Plantation, Fla.... **Career** - - Four-year football letterman... member of back-to-back state championship teams as a freshman and sophomore before reaching second round as a junior... won state championship as a senior at St. Thomas Aquinas as team was ranked fifth in the nation... rushed 107 times for 737 yards and seven touchdowns as a senior... rushed 94 times for 646 yards and seven touchdowns as a junior... rushed 96 times for 825 yards and seven touchdowns as a sophomore...

Personal - - Born 7/13/98... business major... parents are Barbara Chery and Everton Bryan... high school coach was Roger Harriott.

32 - - Djimon Colbert (JYE-mun)
Defensive Back
6-1, 215, Freshman
Shawnee Mission, Kan. (Bishop Miege HS)

High school honors - - Earned honorable mention all-state honors as a senior... first-team all-metro as a senior... earned first-team all-state honors on defense as a junior, and was second-team all-state on offense... honorable mention all-state as a sophomore... first-team all-conference as a sophomore and junior... second-team all-conference as a freshman, while earning Midwest Freshman of the Year honors from Scout.com... **Career** - - five-year letterman as wide receiver and defensive back... member of prep team that won state title as a senior with 12-1 overall record... recorded 58 tackles, 14 pass break-ups and three interceptions as a senior... recorded 54 tackles, 14 pass break-ups and three interceptions as a junior, while also recording 581 receiving yards and six touchdowns... totaled 315 receiving yards as a sophomore, while recording 48 tackles, three interceptions and 10 pass break-ups on defense... team captain as a junior.

Personal - - Born 8/20/98... open major... three-year member of prep Honor Roll... parents are LaTisha Austin and Travis Colbert... high school coach was Jon Holmes.

88 - - Jacob Coons
Tight End
6-3, 220, Freshman
Solon, Iowa (Solon HS)

High school honors - - Earned third-team all-state honors by the Iowa Newspaper Association as a senior... earned first-team all-district honors as a junior and senior... honorable mention all-district as a sophomore... **Career** - - Three-year football letterman as tight end, wide receiver, defensive end, and linebacker... helped prep team reach state playoffs three straight years, including quarterfinals as a senior... prep team compiled three-year record of 24-9... recorded 29 receptions for 485 yards and five touchdowns as a senior, while totaling 25 tackles on defense, with seven tackles for loss and six sacks... as a junior recorded 10 receptions for 243 yards and three touchdowns... had 23 tackles as a junior, with one tackle for loss and one sack... as a sophomore recorded 17 receptions for 205 yards and two touchdowns, along with 15 tackles on defense... team captain as a senior... also lettered in basketball and track.

Personal - - Born 11/25/98... communications major... parents are Kerri and Dan Coons... attended same high school at OL Dalton Ferguson... high school coach was Kevin Miller.

19 - - Max Cooper
Wide Receiver
6-0, 175, Freshman
Waukesha, Wis. (Catholic Memorial HS)

High school honors - - Earned first-team all-conference, all-region, and all-area honors as a senior... honorable mention all-state as a junior... first-team all-conference and all-region as a junior... **Career** - - Three-year football letterman as quarterback and defensive back... holds school records for receptions, yards, and receiving touchdowns in a season and career... helped prep team post two-year record of 25-3, while reaching state championship game as a junior and winning state title as a senior... recorded 50 receptions for 1,024 yards and 17 touchdowns as a senior, including four receptions for 78 yards and one touchdown in Division 3 championship game... collected 40 receptions for 865 yards and 14 touchdowns as a junior, with 93 yards on kickoff returns and 186 yards on punt returns... as a sophomore had 15 receptions for 150 yards and three touchdowns, with 129 yards on kickoff returns and 121 yards on punt returns... team captain as a senior... lettered in basketball (3), baseball (1), lacrosse (1), and track (4)... member of 400-meter relay team that won 2016 state title... state qualifier in long jump.

Personal - - Born 4/16/99 in Indianapolis... business major... carried a 3.93 prep GPA... parents are Sharon and Steve Cooper... high school coach was Bill Young.

3 - - Trey Creamer (CREAM-ir)
Athlete
6-0, 175, Freshman
Cartersville, Ga. (Cartersville HS)

High school honors - - Earned first-team all-state and all-conference honors as a senior... **Career** - - Three-year letterman as running back and defensive back... led team in rushing as a senior... helped prep team post undefeated records as a junior and senior, winning back-to-back state championships with consecutive 15-0 seasons... rushed 123 times for 711 yards and 17 touchdowns as a senior, along with 37 receptions for 538 yards and four touchdowns... carried 59 times for 440 yards and eight touchdowns as a junior, with 13 receptions for 195 yards and two touchdowns.

Personal - - Born 3/04/98... sports management major... mother is Cynthia Jordan... high school coach was Joey King.

67 - - Levi Duwa
Defensive End
6-3, 235, Freshman
Kalona, Iowa (Mid-Prairie HS)

High school honors - - Earned first-team all-state honors from the Iowa Newspaper Association as a senior, after earning second team honors as a junior... led Class 2A in sacks as a junior... earned first team-all-conference honors for three straight seasons... team defensive MVP as a junior and senior... **Career** - - Three-year football letterman as defensive end and tight end... missed second half of senior season because of injury... helped team reach state playoffs as a junior and senior... holds school records for sacks in a season (11.5) and career (19)... recorded 20 solo tackles and 19 assists while playing in just five games as a senior, with 10 tackles for loss and three sacks... also recorded 13 receptions for 128 yards and two touchdowns... recorded 75 tackles as a junior, including 37 solo stops and 38 assists, with 22.5 tackles for loss and 11.5 sacks... as a junior had 20 receptions for 359 yards and three touchdowns... recorded 60 tackles as a sophomore, with 25 solo stops and 35 assists, including 11 tackles for loss and three sacks... as a sophomore had 13 receptions for 186 yards and four touchdowns... team captain as a senior... also lettered in wrestling (4) and track (4)... placed second at state wrestling championships as a junior, before missing senior season due to injury... placed third in shot put at Drake Relays and state championships as a junior... multiple qualifier for Drake Relays and state championships during prep career in both shot put and discus.

Personal - - Born 8/01/98... elementary education major... earned academic all-district honors... member of Silver Honor Roll... parents are Margo and Jared Duwa... high school coach was Pete Cavanagh.

54 - - A.J. Epenesa (EPP-uh-NESS-uh)**Defensive End****6-5, 270, Freshman****Edwardsville, Ill. (Edwardsville HS)**

High school honors - - Earned All-America recognition during final three years of prep career . . . earned first-team all-state and all-conference honors for three straight years, and was also named first-team all-conference as a freshman . . . selected to compete in U.S. Army All-American Bowl and Polynesian Bowl . . . named defensive MVP of Polynesian Bowl after recording five tackles, including two sacks and two forced fumbles . . . **Career** - - Earned four letters in football, basketball, and track . . . led prep team to state playoffs four straight years, with overall record of 40-6 . . . helped prep team win three straight conference championships . . . recorded 31 solo tackles and 26 assists as a senior, with 13 tackles for loss, five sacks, 14 quarterback pressures and nine blocked kicks . . . team captain as a senior . . . scored over 1,000 career points for prep basketball team . . . earned All-America recognition in track . . . set Illinois state record with discus throw of 205-11 as a junior . . . won state discus title as a senior . . . scored 37 career points in three trips to state track championships, earning two individual gold and two team gold medals . . . averaged scoring and rebounding double-double in basketball as a senior.

Personal - - Born 9/15/98 in Oak Park, Kansas . . . communications major . . . parents are Stephanie and Eppy Epenesa . . . father is an Iowa football letterman . . . high school coach was Matt Martin.

90 - - Ryan Gersonde (gir-SAWN-day)**Punter****6-4, 185, Freshman****Milwaukee, Wis. (Marquette Univ. HS)**

High school honors - - Earned All-America honors as a senior . . . first-team all-conference, all-region, and all-state as a senior . . . first team all-conference as a junior after earning second team honors as a sophomore . . . **Career** - - Three-year football letterman as punter and wide receiver . . . helped prep team post three-year record of 28-8, with three state playoff appearances . . . averaged 40 yards per punt as a senior, with eight punts inside the 20 . . . team captain as a senior . . . also lettered in basketball.

Personal - - Born 10/02/98 . . . business major . . . three-year member of prep Honor Roll . . . parents are Stacy and Tim Gersonde . . . high school coach was Jeff Mazurczak.

8 - - Matt Hankins**Defensive Back****6-1, 175, Freshman****Lewisville, Texas (Marcus HS)**

High school honors - - Selected to participate in All-America Bowl following prep career . . . unanimous first-team all-district selection as a senior . . . first-team all-district as a junior . . . **Career** - - Three-year letterman . . . helped prep team advance to state playoffs as a junior . . . 27 solo tackles and six assists as a senior, with six pass break-ups . . . 34 solo tackles and 18 assists as a junior, with 13 pass break-ups, five tackles for loss, and two interceptions . . . recorded 20 solo stops and four assists as a sophomore, with nine pass break-ups . . . team captain as a senior.

Personal - - Born 2/22/99 . . . business major . . . parents are Glennis and Darryl Hankins . . . high school coach was Gerry Stanford.

10 - - Camron Harrell (HUH-rel)**Defensive Back****5-10, 181, Freshman****Bourbannais, Ill. (Bradley-Bourbannais HS)**

High school honors - - Earned honorable mention all-state honors . . . **Career** - - Lettered in football and track . . . helped prep team to second round of state playoffs as a junior and to state semifinals as a senior . . . holds school record with 44 total touchdowns . . . recorded five interceptions as a senior as team posted 10-1 record . . . rushed for 760 yards and totaled 440 receiving yards as a senior . . . totaled 931 receiving yards and scored 22 touchdowns as a junior . . . qualified in three events for state track championships as a senior, reaching state finals in 100-meter dash.

Personal - - Born 2/05/99 . . . business major . . . mother is Shannon Pierce . . . high school coach was Mike Kohl.

71 - - Mark Kallenberger**Offensive Line****6-6, 260, Freshman****Bettendorf, Iowa (Bettendorf HS)**

High school honors - - Earned first-team all-state honors as a junior and senior . . . nominated for Army All-American Bowl following senior season . . . first-team all-district and all-metro as a junior and senior . . . second-team all-district and honorable mention all-metro as a sophomore . . . **Career** - - Played offensive tackle while helping prep team post three-year mark of 31-5 over three seasons, reaching staff playoffs three straight years . . . team captain as a senior . . . also lettered in basketball.

Personal - - Born 4/01/99 . . . business major . . . earned academic all-district recognition . . . parents are Melissa and Jay Kallenberger . . . one of four sets of brothers on Iowa roster . . . brother of DL Jack Kallenberger . . . high school coach was Aaron Wiley.

21 - - Ivory Kelly-Martin**Running Back****5-11, 195, Freshman****Plainfield, Ill. (Oswego East HS)**

Hawk-Item - - Attended Nazareth Academy as freshman and sophomore before completing final two years of prep career at Oswego East.

High school honors - - Earned first-team all-conference and all-state (247sports.com) honors as a senior, being named conference offensive MVP . . . named Chicago Tribune West Athlete of the Month in December . . . earned Pioneer Press All-America recognition and first-team all-conference honors as a junior . . . second-team all-state by the Chicago Tribune as a junior . . . **Career** - - Four-year football letterman as running back and defensive back . . . helped prep football teams post four-year record of 43-7, winning state titles as a sophomore (Nazareth Academy) and junior (Oswego East) . . . as a senior had 159 rushing attempts for 1,360 yards and 22 touchdowns, with 19 pass receptions for 287 yards and four touchdowns . . . rushed for 2,036 yards and 36 touchdowns as a junior on 190 rushing attempts, while also scoring two touchdowns on special team returns . . . had 90 rushing attempts for 698 yards and 10 touchdowns as a freshman . . . set school record at Nazareth Academy with six rushing touchdowns in a game . . . at East, set record for longest rushing touchdown (96 yards) in state championship game . . . team captain as a senior . . . also lettered in track (1) as sprinter and hurdler, wrestling (1), and volleyball (1).

Personal - - Born 10/7/98 . . . business management/leadership major . . . earned academic All-America recognition . . . parents are Idaly and Jamar Kelly . . . high school coach at Nazareth Academy was Tim Racki; coach at Oswego East was Tyson LeBlanc.

72 - - Coy Kirkpatrick
Offensive Line
6-5, 275, Freshman
Madrid, Iowa (Madrid HS)

High school honors - - Named first-team all-state by Iowa Newspaper Association and *Des Moines Register* as a senior . . . selected to Iowa Shrine Bowl . . . earned second-team all-state honors as a junior . . . earned first-team all-district honors for three straight years . . . **Career** - - Four-year football letterman as defensive lineman, offensive lineman, and fullback . . . helped prep team reach state playoffs four straight years, with combined record of 31-12, including 9-2 mark as a senior . . . team captain as a senior . . . also lettered in basketball (3), track (3), and baseball (1) . . . earned all-conference and all-district honors in track as a freshman, sophomore, and junior . . . placed fifth in the state as a freshman in the shot put, while qualifying for the Drake Relays . . . placed fourth in the state in shot put as a sophomore while also competing in Drake Relays . . . placed fourth at the Drake Relays in the shot as a junior and eighth in the discus . . . placed second in the state in discus as a junior.

Personal - - Born 1/24/99 . . . environmental science major . . . earned Excellence in Academic Achievement Award . . . parents are Natalie and Craig Kirkpatrick . . . high school coaches were Randy Hinkel and Steve Perkins.

2 - - Peyton Mansell (MAN-sell)
Quarterback
6-3, 210, Freshman
Belton, Texas (Belton HS)

High school honors - - Earned honorable mention all-state recognition as a senior . . . named district MVP as a senior . . . first-team all-conference as a junior, while being named offensive Newcomer of the Year . . . **Career** - - Two-year letterman, leading team to state playoffs as a junior and senior . . . holds school records for rushing yards and total offense in a game, along with most points scored in a season . . . completed 70.1 percent of pass attempts as a senior, passing for 2,526 yards and 33 touchdowns . . . averaged 9.4 yards per completion, with a passing rating of 131.5 . . . also rushed 165 times for 1,134 yards and 15 touchdowns, bringing total offense to 3,660 yards and 48 touchdowns . . . passed for 1,708 yards and 20 touchdowns as a junior, along with rushing for 714 yards . . . team captain as a senior . . . also a two-year letterman in track.

Personal - - Born 1/18/99 in Colorado Springs, Colorado . . . pre-medicine major . . . earned academic all-district and all-state recognition . . . parents are Kim and Mike Mansell . . . high school coach was Bob Shipley.

6 - - Henry Marchese (mar-CASE)
Wide Receiver
6-3, 190, Freshman
Vernon Hills, Ill. (Stevenson HS)

High school honors - - Earned second-team all-state honors as a junior and senior . . . first-team all-conference and all-area as a junior and senior . . . **Career** - - Three-year letterman as wide receiver . . . helped prep team advance to state playoffs three straight years, including state championship as a sophomore . . . prep team compiled a three-year mark of 29-6 . . . holds school single-season records for receptions (63), yards (1,053), and touchdowns (16) . . . also recorded 303 yards on kickoff and punt returns . . . as a junior recorded 59 receptions for 981 yards and nine touchdowns . . . collected eight receptions for 137 yards and three touchdowns as a sophomore . . . team captain as a junior and senior . . . two-year baseball letterman.

Personal - - Born 10/23/98 . . . general management major . . . three-year member of prep Honor Roll . . . parents are Julie and John Marchese . . . his father John, played football at Iowa . . . high school coach was Bill McNamara.

12 - - Brandon Smith
Wide Receiver
6-3, 205, Freshman
Lake Cormorant, Miss. (Lake Cormorant HS)

High school honors - - Earned first-team all-state honors as a junior and senior . . . named 5A Region I Most Valuable Offensive Player of the Year as a junior and senior . . . named a Dandy Dozen selection as one of top 12 players in the state as a senior . . . selected to Benard Blackwell All-Star game . . . earned first-team all-conference honors as a sophomore . . . **Career** - - Three-year letterman as wide receiver and punter . . . helped team reach state playoffs as a junior and senior with combined record of 17-10 . . . holds school records for career receptions, receiving yards, and touchdowns . . . high school totals include 206 receptions for 3,672 yards and 41 receiving touchdowns . . . 80 receptions for 1,509 yards and 19 touchdowns as a senior, with one rushing touchdown . . . totaled 1,382 yards and 15 touchdowns on 78 receptions as a junior, with one passing touchdown . . . recorded 47 receptions for 750 yards and seven touchdowns as a sophomore . . . team captain as a senior . . . also four-year track letterman . . . career best high jump of 6-8 as a senior . . . won state championship in high jump (6-6) as a senior after placing second as a junior.

Personal - - Born 12/10/98 . . . open major . . . Honors graduate . . . parents are Tyjauna and Roy Smith . . . high school coach was Nick Nester.

6 - - Ihmir Smith-Marsette (AH-meer Smith MAR-set)
Wide Receiver
6-2, 175, Freshman
Newark, N.J. (Weequahic HS)

High school honors - - Helped prep team claim 2016 state championship with 12-0 record. . . **Career** - - Lettered in both football and track . . . recorded 18 tackles on defense, with two interceptions and one touchdown . . . scored two kickoff return and one punt return touchdown as a senior . . . collected five receptions for 110 yards and two touchdowns as a junior, along with one punt return touchdown and one interception return for a touchdown . . . competes in hurdle events in track.

Personal - - Born 8/29/99 . . . open major . . . one of three players from Newark on Iowa roster . . . attended same high school as RB Akrum Wadley . . . high school coach was Brian Logan.

9 - - Geno Stone
Defensive Back
6-0, 195, Freshman
New Castle, Pa. (Senior HS)

High school honors - - Earned first-team all-state honors as a senior defensive back . . . first-team all-conference on defense and as athlete as a senior, while being named defensive MVP . . . earned first-team all-conference honors on defense and second-team honors on offense as a junior . . . **Career** - - Three-year letterman as wide receiver, quarterback, and defensive back . . . team captain as a senior . . . helped prep team post 8-5 record as a senior, as team advanced to playoffs for three straight years . . . scored five touchdowns and recorded three pass interceptions in regional semifinal . . . set school and conference record with 10 pass interceptions in a season, and set school record with 17 career interceptions . . . recorded 97 tackles as a senior, with 13 tackles for loss, three sacks and 10 interceptions, while scoring two defensive touchdowns and two punt return touchdowns . . . totaled 718 rushing yards and 14 touchdowns and 1,447 passing yards and 16 touchdowns as a senior . . . recorded 69 tackles as a junior, with six interceptions, two defensive touchdowns and two punt return touchdowns . . . also had 471 receiving yards and six touchdowns and 188 rushing yards and two touchdowns . . . as a sophomore had 34 tackles and one interception on defense, while passing for 397 yards and two touchdowns, rushing for 89 yards and one touchdown, and totaling 181 yards and three touchdowns as a receiver . . . also lettered in basketball (3) and track (3) in sprints and jumps.

Personal - - Born 4/19/99 . . . business major . . . carried a 3.5 prep GPA . . . mother is Erin Stone . . . high school coach was Joe Cowart.

4 - - Josh Turner**Defensive Back****6-0, 180, Freshman****Delray Beach, Fla. (American Heritage HS)**

High school honors - - Earned first-team all-county honors as a senior . . .
Career - - Lettered in football and track . . . helped prep team advance to state championship game as a sophomore and junior . . . recorded 53 tackles and 17 pass break-ups as a senior, with one rushing touchdown, one kickoff return touchdown, two forced fumbles and two recovered fumbles . . . recorded 33 tackles and 12 pass break-ups as a junior, with two fumble recoveries, one interception and one forced fumble . . . team captain as a senior . . . also competed for prep rugby team.

Personal - - Born 10/28/98 . . . business major . . . parents are Bridgette Valentine-Turner and Leroy Turner . . . high school coach was Keith Hindsley.

29 - - Nate Wieland (WEE-land)**Linebacker****6-1, 220, Freshman****Iowa City, Iowa (Iowa City HS)**

High school honors - - Earned first-team all-state honors as a senior . . . first-team all-conference as a senior and sophomore . . . missed majority of junior season due to injury . . . **Career** - - Three-year football letterman as quarterback, defensive back, and linebacker . . . led team to 8-3 record and to state quarterfinals as a senior . . . helped prep team reach state playoffs in three of four seasons . . . holds school record for pass completions in a game (33) . . . ranks fourth all-time in career passing yards . . . completed 110-196 pass attempts for 1,671 yards and nine touchdowns as a senior, while rushing for 741 yards and 11 touchdowns . . . averaged 41.1 yards on 29 punts as a senior, ranking third in the state for Class 4A . . . as a sophomore completed 104-201 pass attempts for 1,093 yards and five touchdowns, while rushing for 753 yards and scoring seven touchdowns . . . averaged 37.9 yards on 31 punts as a sophomore . . . team captain as freshman, sophomore, junior, and senior . . . member of prep leadership team . . . also lettered in basketball (2) and track (2), competing in sprints, high jump, and long jump.

Personal - - Born 11/23/98 . . . kinesiology/exercise science major . . . member of prep Honor Roll as junior and senior . . . parents are Mindy and Chet Wieland . . . one of four players from Iowa City on Iowa roster . . . high school coach was Dan Sabers.

74 - - Tristan Wirfs**Offensive Lineman****6-5, 315, Freshman****Mount Vernon, Iowa (Mount Vernon HS)**

High school honors - - Selected to U.S. Army All-American Bowl following prep career . . . named to *Des Moines Register* Elite all-state team as a senior . . . named captain of 2A Iowa Newspaper Association all-state team as a senior . . . named district offensive line MVP and Class 2A Iowa Preps Offensive Lineman of the Year as a senior . . . named first-team all-district for three straight seasons . . . **Career** - - Three-year football letterman as offensive and defensive lineman . . . helped prep team post 20-6 mark his final two seasons while reaching state championship game as a senior . . . recorded 35 tackles as a senior, with three sacks and one fumble recovery . . . also had one interception for a touchdown and returned a blocked punt for a score . . . as a junior recorded 31 total tackles, with two sacks . . . team captain as a senior . . . named by the *Des Moines Register* as All-Iowa Boys High School Athlete of the Year in 2016-17 . . . also lettered in track (4) and wrestling (4) . . . won state wrestling championship as a senior . . . state champion in discus and shot put as a junior and senior . . . also won state discus title as a sophomore . . . just the fourth Iowa male prep to win both shot and discus titles in consecutive years, and first to win three straight discus titles since the 1950's . . . earned Robert Kramme Award for most outstanding boys high school performer at 2017 Drake Relays . . . won both discus and shot put competition at 2017 Drake Relays, earning three Drake Relays titles as a prep . . . career-best 66-3 1/4 in shot put ranked sixth-best nationally as a senior and second best all-time in Iowa.

Personal - - Born 1/24/99 . . . open major . . . member of prep Honor Roll . . . mother is Sarah Wirfs . . . high school coach was Lance Pederson.

Game-By-Game Results

Date	Opponent	W/L	Score	Record	Big Ten Record	Time	Attendance
Sept. 3	Miami (Ohio)	W	45-21	1-0	0-0	3:09	68,390
Sept. 10	Iowa State +	W	42-3	2-0	0-0	3:15	70,585
Sept. 17	North Dakota State	L	21-23	2-1	0-0	3:05	70,585
Sept. 24	at Rutgers *	W	14-7	3-1	1-0	3:16	44,061
Oct. 1	Northwestern *	L	31-38	3-2	1-1	3:25	67,047
Oct. 8	at Minnesota *	W	14-7	4-2	2-1	3:14	49,145
Oct. 15	at Purdue *	W	49-35	5-2	3-1	3:45	40,239
Oct. 22	#10 Wisconsin *	L	9-17	5-3	3-2	3:25	70,585
Nov. 5	at Penn State *	L	14-41	5-4	3-3	3:08	106,194
Nov. 12	#2 Michigan *	W	14-13	6-4	4-3	3:19	70,585
Nov. 19	at Illinois *	W	28-0	7-4	5-3	2:56	39,091
Nov. 25	#15 Nebraska *	W	40-10	8-4	6-3	3:31	69,814
Jan. 2	vs. Florida !	L	3-30	8-5	6-3	3:30	51,119

+ - Iowa Corn Cy-Hawk Series, * - Big Ten Conference game, ! - Outback Bowl - Tampa, Florida

Overall Record: 8-5	Overall Attendance/Average: 766,321/58,948	Score by Quarters 1st 2nd 3rd 4th OT Total
Big Ten Record: 6-3	Home Attendance/Average: 487,591/69,656	Iowa 79 108 57 80 0 324
Home Record: 4-3	Away Attendance/Average: 278,730/55,746	Opponents 33 62 66 84 0 245
Away Record: 4-1	Neutral Attendance/Average: 51,119/51,119	
Neutral Record: 0-1		

SCORING	TD	FGs	PATs					DXP	Saf	Pts
			Kick	Rush	Rcv	Pass				
Wadley	13	-	-	-	-	-	-	-	-	78
Duncan	-	9-11	38-39	-	-	-	-	-	-	65
Daniels	10	-	-	1-1	-	-	-	-	-	62
McCarron	5	-	-	-	-	-	-	-	-	30
Kittle	4	-	-	-	-	-	-	-	-	24
VandeBerg,	3	-	-	-	-	-	-	-	-	18
Smith, J.	2	-	-	-	-	-	-	-	-	12
Beathard	2	-	-	0-1	-	0-1	-	-	-	12
King	1	-	-	-	-	-	-	-	-	6
Fant	1	-	-	-	-	-	-	-	-	6
Mitchell	1	-	-	-	-	-	-	-	-	6
Recinos	-	1-3	-	-	-	-	-	-	-	3
Johnson, J.	-	-	-	-	-	-	-	-	-	1
Total	42	10-14	38-39	1-2	-	0-1	-	1	324	
Opponents	30	12-17	29-29	-	-	0-1	-	-	245	

PUNTING	No.	Yds	Avg	Long	TB	FC	I20	50+	Blk
Coluzzi	75	3080	41.1	58	5	36	24	14	0
Beathard	2	70	35.0	36	0	0	2	0	0
Rastetter	1	42	42.0	42	0	1	0	0	0
Total	78	3192	40.9	58	5	37	26	14	0
Opponents	80	3085	38.6	56	6	17	22	7	0

FIELD GOALS	FG-Att	Pct	01-19	20-29	30-39	40-49	50+	Lg	Blk
Duncan	9-11	81.8	0-0	6-6	2-4	1-1	0-0	41	0
Recinos	1-3	33.3	0-0	0-0	0-0	1-2	0-1	47	0
Total	10-14	71.4	0-0	6-6	2-4	2-3	0-1	47	0
Opponents	12-17	70.6	0-0	3-3	6-8	2-2	1-4	51	1

FG SEQUENCE	IOWA	OPPONENTS
Miami (Ohio)	(22)	53
Iowa State	-	(31)
North Dakota State	-	50,(37)
Rutgers	-	-
Northwestern	(24)	(25)
Minnesota	50,(22),(28)	-
Purdue	-	-
Wisconsin	(41),(47),38,(25)	32,52,(36)
Penn State	-	30,(30),(37)
Michigan	46,(25),(33)	(26),(51)
Illinois	-	-
Nebraska	-	(35)
Florida	(36),30	(44),(25),(48)

Numbers in parenthesis indicate FG was made

TEAM STATISTICS (All Games)

	Iowa	Opp.
SCORING	324	245
Points Per Game	24.9	18.8
Touchdowns	42	30
Field Goals-Attempts	10-14	12-17
PATs-Attempts	38-40	29-30

FIRST DOWNS	217	236
Rushing	117	106
Passing	84	115
Penalty	16	15

RUSHING		
Rushing Attempts	502	492
Yards gained rushing	2562	2220
Yards lost rushing	328	273
Net yards Rushing	2234	1947
Average Per Rush	4.5	4.0
Average Per Game	171.8	149.8
TDs Rushing	23	10

PASSING		
Comp-Att-Int	175-310-10	202-401-9
Passing Yards	1991	2618
Average Per Game	153.2	201.4
Average Per Pass	6.4	6.5
Average Per Catch	11.4	13.0
TDs Passing	17	18

TOTAL OFFENSE		
Total Plays-Yards	812-4225	893-4565
Average Per Play	5.2	5.1
Average Per Game	325.0	351.2

PUNTING		
Number-Yards	78-3192	80-3085
Average Per Punt	40.9	38.6
Net Punt Average	37.9	31.9

MISCELLANEOUS		
Kickoff Returns: #-Yards	32-831	21-428
Kickoff Return Average	26.0	20.4
Punt Returns: #-Yards	33-412	12-134
Punt Returns Average	12.5	11.2
Int. Returns: #-Yards	9-56	10-173
Int. Return Average	6.2	17.3
Fumbles-Lost	13-2	15-9
Penalties-Yards	65-537	67-522
Average Per Game	41.3	40.2
Time of Possession/Game	29:53	30:07
3rd-Down Conversions (%)	56-173 (32%)	70-199 (35%)
4th-Down Conversions (%)	11/17 (65%)	14/23 (61%)
Sacks By-Yards	28-184	30-217
Misc. Yards	0	0

TEAM STATISTICS (Big Ten Games Only)

	Iowa	Opp.
SCORING	213	168
Points Per Game	23.7	18.7
Touchdowns	27	21
Field Goals-Attempts	8-11	7-10
PATs-Attempts	24-27	21-21

FIRST DOWNS	149	163
Rushing	81	67
Passing	58	83
Penalty	10	13

RUSHING		
Rushing Attempts	371	335
Yards gained rushing	1860	1477
Yards lost rushing	241	162
Net yards Rushing	1619	1315
Average Per Rush	4.4	3.9
Average Per Game	179.9	146.1
TDs Rushing	15	8

PASSING		
Att-Comp-Int	122-211-6	144-293-5
Passing Yards	1310	1841
Average Per Game	145.6	204.6
Average Per Pass	6.2	6.3
Average Per Catch	10.7	12.8
TDs Passing	10	13

TOTAL OFFENSE		
Total Plays-Yards	2929	3156
Average Per Play	5.0	5.0
Average Per Game	325.4	350.7

PUNTING		
Number-Yards	57-2304	60-2347
Average Per Punt	40.4	39.1
Net Punt Average	37.4	31.8

MISCELLANEOUS		
Kickoff Returns: #-Yards	22-583	17-343
Kickoff Return Average	26.5	20.2
Punt Returns: #-Yards	28-358	9-93
Punt Return Average	12.8	10.3
Int. Returns: #-Yards	5-48	6-41
Int. Return Average	9.6	6.8
Fumbles-Lost	9-2	9-6
Penalties-Yards	53-441	43-352
Average Per Game	49.0	39.1
Time of Possession/Game	30:54	29:06
3rd-Down Conversions (%)	39-125 (31%)	52-145 (36%)
4th-Down Conversions (%)	8-13 (62%)	9-17 (53%)
Sacks By-Yards	16-107	23-161
Misc. Yards	0	0

RUSHING	G	Att	Gain	Loss	Net	Avg	TD	Long	Avg/G
Wadley	13	168	1096	15	1081	6.4	10	75	83.2
Daniels	13	213	1099	41	1058	5.0	10	67	81.4
Smith, J.	12	3	63	0	63	21.0	0	45	5.2
Akinribade	6	16	40	7	33	2.1	0	7	5.5
VandeBerg	4	1	25	0	25	25.0	0	25	6.2
Mitchell	5	2	12	0	12	6.0	1	7	2.4
Scheel	12	1	4	0	4	4.0	0	0	0.3
Ross	12	1	2	0	2	2.0	0	2	0.2
Kulick	12	1	1	0	1	1.0	0	1	0.1
McCarron	13	2	2	5	-3	-1.5	0	2	-0.2
Coluzzi	13	1	0	5	-5	-5.0	0	0	-0.4
Beathard	13	83	218	231	-13	-0.2	2	15	-1.0
Team	9	10	0	24	-24	-2.4	0	0	-2.7
Total	13	502	2562	328	2234	4.5	23	75	171.8
Opponents	13	492	2220	273	1947	4.0	10	58	149.8

PASSING	G	Effic.	Cmp-Att-Int	Pct.	Yds.	TD	Lng	Avg/G
Beathard	13	122.30	170-301-10	56.5	1929	17	77	148.4
Stanley	7	113.42	5-9-0	55.6	62	0	37	8.9
Total	13	122.05	175-310-10	56.5	1991	17	77	153.2
Opponents	13	115.54	202-401-9	50.4	2618	18	85	201.4

TOTAL OFFENSE	G	Plays	Rush	Pass	Total	Avg/G
Beathard	13	384	-13	1929	1916	147.4
Wadley	13	168	1081	0	1081	83.2
Daniels	13	213	1058	0	1058	81.4
Smith, J.	12	3	63	0	63	5.2
Stanley	7	9	0	62	62	8.9
Akinribade	6	16	33	0	33	5.5
VandeBerg	4	1	25	0	25	6.2
Mitchell	5	2	12	0	12	2.4
Scheel	12	1	4	0	4	0.3
Ross	12	1	2	0	2	0.2
Kulick	12	1	1	0	1	0.1
McCarron	13	2	-3	0	-3	-0.2
Coluzzi	13	1	-5	0	-5	-0.4
Team	9	10	-24	0	-24	-2.7
Total	13	812	2234	1991	4225	325.0
Opponents	13	893	1947	2618	4565	351.2

RECEIVING	G	No.	Yds	Avg	TD	Long	Avg/G
McCarron	13	42	517	12.3	4	77	39.8
Wadley	13	36	315	8.8	3	30	24.2
Smith, J.	12	23	314	13.7	2	46	26.2
Kittle	11	22	314	14.3	4	51	28.5
VandeBerg	4	19	284	14.9	3	36	71.0
Fant	10	9	70	7.8	1	14	7.0
Daniels	13	8	67	8.4	0	24	5.2
Mitchell	5	6	24	4.0	0	11	4.8
Scheel	12	5	56	11.2	0	22	4.7
Nash	6	2	14	7.0	0	8	2.3
Ross	12	1	6	6.0	0	6	0.5
Pekar	13	1	5	5.0	0	5	0.4
Kelly	13	1	5	5.0	0	5	0.4
Total	13	175	1991	11.4	17	77	153.2
Opponents	13	202	2618	13.0	18	85	201.4

PUNT RETURNS	No.	Yds	Avg	TD	Long
King	26	264	10.2	0	44
McCarron	7	148	21.1	1	55
Total	33	412	12.5	1	55
Opponents	12	134	11.2	0	47

KICK RETURNS	No.	Yds	Avg	TD	Long
King	27	750	27.8	0	77
Ross	2	14	7.0	0	13
Kelly	1	0	0.0	0	0
McCarron	1	54	54.0	0	54
Kulick	1	13	13.0	0	13
Total	32	831	26.0	0	77
Opponents	21	428	20.4	0	48

INTERCEPTIONS	No.	Yds	Avg	TD	Long
King	3	41	13.7	1	41
Snyder	3	5	1.7	0	5
Rugamba	2	7	3.5	0	7
Niemann	1	3	3.0	0	3
Total	9	56	6.2	1	41
Opponents	10	173	17.3	2	58

ALL PURPOSE	G	Rush	Rec	PR	KOR	IR	Tot	Avg/G
Wadley	3	1081	315	0	0	0	1396	107.4
Daniels	13	1058	67	0	0	0	1125	86.5
King	13	0	0	264	750	41	1055	81.2
McCarron	13	-3	517	148	54	0	716	55.1
Smith, J.	12	63	314	0	0	0	377	31.4
Kittle	11	0	314	0	0	0	314	28.5
VandeBerg	4	25	284	0	0	0	309	77.2
Fant	10	0	70	0	0	0	70	7.0
Scheel	12	4	56	0	0	0	60	5.0
Mitchell	5	12	24	0	0	0	36	7.2
Akinribade	6	33	0	0	0	0	33	5.5
Ross	12	2	6	0	14	0	22	1.8
Kulick	12	1	0	0	13	0	14	1.2
Nash	6	0	14	0	0	0	14	2.3
Rugamba	12	0	0	0	0	7	7	0.6
Pekar	13	0	5	0	0	0	5	0.4
Snyder	13	0	0	0	0	5	5	0.4
Kelly	13	0	5	0	0	0	5	0.4
Niemann	13	0	0	0	0	3	3	0.2
Coluzzi	13	-5	0	0	0	0	-5	-0.4
Beathard	13	-13	0	0	0	0	-13	-1.0
Team	9	-24	0	0	0	0	-24	-2.7
Total	13	2234	1991	412	831	56	5524	424.9
Opponents	13	1947	2618	134	428	173	5300	407.7

DEFENSIVE STATISTICS

Player	GP	Tackles			TFL	Sacks		Pass Def		Fumbles			Blkd	
		UT	AT	Total		No-Yards	Int-Yds	BrUp	QBH	Rcv-Yds	FF	Kick	Saf	
Jewell	13	58	66	124	6.0-15	1.5-8	.	9	5	.	1	1	.	
Bower	13	44	47	91	0.5-2	.	.	4	.	.	1	.	.	
Snyder	13	53	32	85	3.0-5	.	3-5	4	.	2-0	3	.	.	
Niemann	13	37	32	69	3.0-3	.	1-3	4	1	
King	13	42	16	58	3.5-8	.	3-41	7	.	1-0	1	.	.	
Johnson, J.	13	29	26	55	10.0-54	7.5-50	.	2	5	.	.	.	1	
Taylor	11	29	16	45	1.0-5	
Nelson, M.	13	19	24	43	6.5-35	5.5-33	.	.	.	2-4	.	.	.	
Ekakitie	13	21	18	39	2.0-7	.	.	2	2	
Bazata	13	11	28	39	3.0-14	1.5-12	.	3	
Hesse	12	18	19	37	8.0-36	4.0-30	.	3	2	1-28	1	.	.	
Mabin	9	19	18	37	.	.	.	3	.	.	1	.	.	
Nelson, A.	13	15	18	33	8.0-43	6.0-39	.	1	3	.	2	.	.	
Gair	9	14	14	28	1.0-3	
Rugamba	12	13	6	19	0.5-1	.	2-7	4	.	1-0	1	.	.	
Hockaday	13	7	4	11	.	.	.	1	.	.	2	.	.	
Jackson	12	10	.	10	1.0-3	.	.	4	
Ward	13	8	2	10	.	.	.	1	
Ojemudia	13	3	2	5	.	.	.	1	
Brincks	13	.	4	4	0.5-0	.	.	1	.	1-0	.	.	.	
Gervase	13	4	.	4	
Mends	12	2	2	4	1.0-8	1.0-8	
Hooker	13	3	1	4	
Garbutt	3	3	.	3	
Ross	12	3	.	3	1-0	.	.	.	
Jansen	12	2	1	3	
Welch	12	2	1	3	
Falconer	5	2	.	2	
Boettger	12	1	.	1	
Coluzzi	13	1	.	1	
Lattimore	6	1	.	1	1.0-4	1.0-4	1	.	.	
Young	13	1	.	1	
Jones	13	1	.	1	
Mitchell	5	1	.	1	
Kluver	13	1	.	1	
Reiff	7	.	1	1	0.5-1	
Scheel	12	1	.	1	
Total	13	479	398	877	60-247	28-184	9-56	54	18	9-32	14	1	1	
Opponents	13	498	348	846	68-302	30-217	10-173	27	30	2-0	11	1	.	

INDIVIDUAL

Points _____	14 _____	9X, last George Kittle/LeShun Daniels vs. Nebraska, 11/25/16
Rushing Attempts _____	29 _____	LeShun Daniels vs. Nebraska, 11/25/16
Yards Rushing _____	176 (15 att.) _____	Akrum Wadley at Purdue, 10/15/16
Pass Attempts _____	33 (17 com.) _____	C.J. Beathard vs. Wisconsin, 10/22/16
Pass Completions _____	19 (28 att.) _____	C.J. Beathard vs. Iowa State, 9/10/16
Yards Passing _____	235 (19-of-28) _____	C.J. Beathard vs. Iowa State, 9/10/16
Receptions _____	8 _____	Riley McCarron vs. Northwestern, 10/1/16
Yards Receiving _____	129 _____	Matt VandeBerg vs. Iowa State, 9/10/16
Yards Total Offense _____	224 _____	C.J. Beathard vs. Iowa State, 9/10/16
All-Purpose Yards _____	201 _____	Akrum Wadley at Purdue, 10/15/16
Yards Punt Returns _____	77 _____	Desmond King vs. Northwestern, 10/1/16
Yards Kickoff Returns _____	85 _____	Desmond King vs. Northwestern, 10/1/16
Field Goals Made _____	2 _____	3X, last Keith Duncan vs. Michigan, 11/12/16
Extra Points _____	7 _____	Keith Duncan at Purdue, 10/15/16
Interceptions _____	1 _____	9X, last Desmond King/Brandon Snyder vs. Florida, 1/2/17
Tackles _____	16 _____	2X, last Josey Jewell vs. Wisconsin, 10/24/16
Sacks _____	2.5 _____	Anthony Nelson vs. Miami (Ohio), 9/3/16
TFL's _____	3 _____	Matt Nelson at Rutgers, 9/24/16

TEAM OFFENSE (IOWA HIGHS)

Points _____	49 _____	at Purdue, 10/15/16
Rushing Attempts _____	53 _____	at Purdue, 10/15/16
Net Yards Rushing _____	365 (53 att.) _____	at Purdue, 10/15/16
Pass Attempts _____	33 (17 comp.) _____	vs. Wisconsin, 10/22/16
Pass Completions _____	20 (30 att.) _____	vs. Iowa State, 9/10/16
Yards Passing _____	237 (20-of-30) _____	vs. Iowa State, 9/10/16
Yards Total Offense _____	520 _____	at Purdue, 10/15/16
Total Plays _____	73 _____	at Purdue, 10/15/16
First Downs _____	25 _____	vs. Iowa State, 9/10/16

TEAM DEFENSE (OPPONENTS LOWS)

Points _____	0 _____	at Illinois, 11/19/16
Rushing Attempts _____	22 _____	at Purdue, 10/15/16
Net Yards Rushing _____	46 (22 att.) _____	at Purdue, 10/15/16
Pass Attempts _____	18 (11 comp.) _____	at Penn State, 11/5/16
Pass Completions _____	11 (26 att.) _____	3X, last vs. Michigan, 11/12/16
Yards Passing _____	103 (11-of-26) _____	vs. Michigan, 11/12/16
Yards Total Offense _____	198 _____	at Illinois, 11/19/16
Total Plays _____	57 _____	vs. Florida, 1/2/17
First Downs _____	10 _____	at Illinois, 11/19/16

LONGEST PLAYS

Run _____	75 (TD) _____	Akrum Wadley, 2X, last vs. Nebraska, 11/25/16
Pass _____	77 (TD) _____	Riley McCarron from C.J. Beathard vs. Nebraska, 11/25/16
Field Goal _____	47 _____	Miguel Recinos vs. Wisconsin, 10/22/16
Interception Return _____	41 (TD) _____	Desmond King at Purdue, 10/15/16
Fumble Return _____	28 _____	Parker Hesse vs. Miami (Ohio), 9/3/16
Punt Return _____	55 (TD) _____	Riley McCarron at Illinois, 11/19/16
Kickoff Return _____	77 _____	Desmond King vs. Wisconsin, 10/22/16
Scoring drive _____	99 (8 plays, 1:30) _____	at Rutgers, 9/24/16
Non-scoring drive _____	79 (12 plays, 5:54) _____	at Illinois, 11/19/16

OFFENSE

Opponent	WR	TE/WR	LT	LG	C	RG	RT	QB	RB	FB/WR/TE	WR/TE
Miami (Ohio)	Smith	Kittle	Croston	Myers	Daniels	Welsh	Boettger	Beathard	Daniels	McCarron	VandeBerg
Iowa State	Smith	Kittle	Croston	Myers	LeGrand	Welsh	Boettger	Beathard	Daniels	McCarron	VandeBerg
N. Dakota State	McCarron	Kittle	Croston	Myers	LeGrand	Render	Boettger	Beathard	Daniels	Kulick	Pekar
at Rutgers	McCarron	Kittle	Croston	Myers	Daniels	Welsh	Boettger	Beathard	Daniels	Pekar	Smith
Northwestern	McCarron	Kittle	Croston	Myers	Daniels	Welsh	Boettger	Beathard	Wadley	Kulick	Smith
at Minnesota	McCarron	Kittle	Myers	Boettger	Daniels	Welsh	Croston	Beathard	Daniels	Pekar	Smith
at Purdue	McCarron	Kittle	Myers	Render	Daniels	Welsh	Boettger	Beathard	Daniels	Pekar	Smith
Wisconsin	McCarron	Kittle	Boettger	Render	Daniels	Welsh	Croston	Beathard	Daniels	Kulick	Smith
at Penn State	McCarron	Kittle	Myers	Render	Daniels	Welsh	Boettger	Beathard	Daniels	Kulick	Smith
Michigan	McCarron	Wieting	Myers	Render	Daniels	Welsh	Boettger	Beathard	Daniels	Pekar	Smith
at Illinois	McCarron	Wieting	Myers	Render	Daniels	Levi Paulsen	Welsh	Beathard	Daniels	Kulick	Pekar
Nebraska	Scheel	Kittle	Myers	Render	Daniels	Welsh	Boettger	Beathard	Daniels	Kulick	Pekar
Florida	McCarron	Kittle	Myers	Boettger	Daniels	Welsh	Croston	Beathard	Daniels	Wieting	Pekar
Consec. Starts	1	2	5	2	10	10	1	27	8	1	4
Career Starts	13	18	22	19	13	24	18	28	17	3	8

DEFENSE

Opponent	RE	DT	DT	LE	OLB	MLB	WLB	CB	CB	SS	FS
Miami (Ohio)	M. Nelson	Johnson	Bazata	Hesse	Niemann	Jewell	Bower	King	Mabin	Taylor	Snyder
Iowa State	M. Nelson	Johnson	Bazata	A. Nelson	Niemann	Jewell	Bower	King	Mabin	Taylor	Snyder
N. Dakota St.	M. Nelson	Johnson	Bazata	Hesse	Niemann	Jewell	Bower	King	Mabin	Taylor	Snyder
at Rutgers	M. Nelson	Johnson	Bazata	Hesse	Niemann	Jewell	Bower	King	Mabin	Taylor	Snyder
Northwestern	M. Nelson	Johnson	Bazata	Hesse	Niemann	Jewell	Bower	King	Mabin	Taylor	Snyder
at Minnesota	M. Nelson	Johnson	Bazata	Hesse	Niemann	Jewell	Bower	King	Mabin	Taylor	Snyder
at Purdue	M. Nelson	Johnson	Bazata	Hesse	Niemann	Jewell	Bower	King	Mabin	Taylor	Snyder
Wisconsin	M. Nelson	Johnson	Bazata	Hesse	Niemann	Jewell	Bower	King	Mabin	Taylor	Snyder
at Penn State	M. Nelson	Johnson	Ekakitie	Hesse	Niemann	Jewell	Bower	King	Mabin	Taylor	Snyder
Michigan	M. Nelson	Johnson	Ekakitie	Hesse	Niemann	Jewell	Bower	King	Rugamba	Taylor	Snyder
at Illinois	M. Nelson	Johnson	Ekakitie	Hesse	Niemann	Jewell	Bower	King	Rugamba	Gair	Snyder
Nebraska	M. Nelson	Johnson	Bazata	Hesse	Niemann	Jewell	Bower	King	Rugamba	Gair	Snyder
Florida	M. Nelson	Johnson	Bazata	Hesse	Niemann	Jewell	Bower	King	Jackson	Gair	Snyder
Consec. Starts	13	27	2	11	27	31	13	15	1	3	12
Career Starts	13	27	24	21	27	31	26	51	1	5	12

OFFENSE CAREER STARTS

Quarterback	C.J. Beathard (28)	Tight End	George Kittle (18) Peter Pekar (8) Nate Wieting (3)
Wide Receiver	Riley McCarron (13) Jonathan Parker (1) Jay Scheel (1) Jerminic Smith (11) Matt VandeBerg (18)	Offensive Line	Ike Boettger (19) Cole Croston (18) James Daniels (13) Lucas LeGrand (2) Boone Myers (22) Levi Paulsen (1) Keegan Render (7) Sean Welsh (35)
Running Back	LeShun Daniels, Jr., (17) Akrum Wadley (4)		
Fullback	Drake Kulick (6)		

DEFENSE CAREER STARTS

Defensive End	Parker Hesse (21) Anthony Nelson (1) Matt Nelson (13)
Defensive Line	Nathan Bazata (24) Faith Ekakitie (3) Jaleel Johnson (27)
Linebacker	Bo Bower (26) Josey Jewell (31) Ben Niemann (27)
Defensive Back	Anthony Gair (5) Joshua Jackson (1) Desmond King (51) Greg Mabin (35) Manny Rugamba (3) Brandon Snyder (13) Miles Taylor (23)

2016 GAME-BY-GAME TEAM STATISTICS

Game	Score	First Downs	Rushing Att-Net	Pass. Yards	Passing Com. -Att. -Int	Total Offense	Punts-Avg.	Fum. - Lost	Pen. Yds.
Miami (Ohio) at Iowa	21 45	25 17	41-158 29-212	266 192	19-29-0 13-21-0	424 404	2-39.0 3-41.7	3-3 2-0	5-22 3-35
Iowa State at Iowa	3 42	16 25	35-126 36-198	165 237	14-35-1 20-30-0	291 435	9-35.6 5-43.0	0-0 0-0	10-73 5-35
North Dakota State at Iowa	23 21	21 12	49-239 34-25	124 197	11-19-1 13-24-1	363 231	5-31.6 6-45.5	2-0 1-0	1-15 3-16
Iowa at Rutgers	14 7	19 21	38-193 53-193	162 190	12-23-0 13-24-0	355 383	7-42.0 6-40.5	0-0 1-1	7-57 4-50
Northwestern at Iowa	38 31	20 15	42-198 41-79	164 204	18-30-0 19-27-1	164 283	7-43.9 8-40.1	1-1 2-0	1-5 6-70
Iowa at Minnesota	14 7	17 13	41-179 29-102	142 166	17-31-2 13-33-2	321 166	6-37.8 9-42.9	3-1 2-1	4-32 8-58
Iowa at Purdue	49 35	24 24	53-365 22-46	155 458	12-20-0 30-60-1	520 504	6-34.0 5-41.4	0-0 0-0	12-95 6-38
#10 Wisconsin at Iowa	17 9	20 14	48-167 27-83	256 153	15-25-0 17-33-0	423 236	5-30.2 8-41.1	1-1 2-0	0-0 5-30
Iowa at Penn State	14 41	14 24	26-30 52-359	204 240	18-26-1 11-18-0	234 599	6-40.2 2-40.5	0-0 0-0	4-24 9-86
#2 Michigan at Iowa	13 17	14 17	35-98 49-164	103 66	11-26-1 8-19-1	201 230	6-40.7 6-47.0	2-1 0-0	5-48 3-24
Iowa at Illinois	28 0	16 10	49-262 24-61	80 137	9-17-1 19-41-1	342 198	5-40.0 10-36.4	2-1 2-1	5-40 2-10
#15 Nebraska at Iowa	10 40	17 13	31-90 47-264	127 144	14-37-0 10-15-0	217 408	10-36.4 5-41.2	0-0 0-0	8-57 7-70
Florida vs. Iowa	30 3	11 14	32-109 41-171	222 55	14-25-2 7-24-3	331 226	4-45.5 7-39.3	1-0 1-0	8-60 1-10

	Times In 20	Times Scored	Total Pts	TDs	Rush TDs	Pass TDs	FGs Made	--- Failed to Score inside 20 ---					Half	Game
							FGA	Downs	Int	Fum				
at Iowa	6	6	38	5	4	1	1	0	0	0	0	0	0	
Miami (Ohio)	3	2	14	2	1	1	0	0	0	0	1	0	0	
at Iowa	4	4	28	4	2	2	0	0	0	0	0	0	0	
Iowa State	1	1	3	0	0	0	1	0	0	0	0	0	0	
at Iowa	2	2	14	2	0	2	0	0	0	0	0	0	0	
North Dakota State	3	3	16	2	1	1	1	0	0	0	0	0	0	
Iowa	1	0	0	0	0	0	0	0	1	0	0	0	0	
at Rutgers	4	1	7	1	0	1	0	0	3	0	0	0	0	
at Iowa	5	5	31	4	3	1	1	0	0	0	0	0	0	
Northwestern	4	4	24	3	1	2	1	0	0	0	0	0	0	
Iowa	2	2	6	0	0	0	2	0	0	0	0	0	0	
at Minnesota	2	1	7	1	1	0	0	0	1	0	0	0	0	
Iowa	4	4	28	4	3	1	0	0	0	0	0	0	0	
at Purdue	1	1	7	1	0	1	0	0	0	0	0	0	0	
at Iowa	3	2	6	0	0	0	2	1	0	0	0	0	0	
#10 Wisconsin	5	3	17	2	1	1	1	1	0	0	1	0	0	
Iowa	1	1	7	1	0	1	0	0	0	0	0	0	0	
at Penn State	7	5	27	3	2	1	2	1	0	0	0	1	0	
at Iowa	3	3	12	1	0	1	2	0	0	0	0	0	0	
#2 Michigan	2	2	10	1	1	0	1	0	0	0	0	0	0	
Iowa	3	2	14	2	2	0	0	0	1	0	0	0	0	
at Illinois	0	0	0	0	0	0	0	0	0	0	0	0	0	
at Iowa	4	4	27	4	2	2	0	0	0	0	0	0	0	
#15 Nebraska	2	2	10	1	0	1	1	0	0	0	0	0	0	
Iowa	3	1	3	0	0	0	1	1	1	0	0	0	0	
vs. Florida	2	2	10	1	0	1	1	0	0	0	0	0	0	
Iowa Totals	41	36	214	27	16	11	9	2	3	0	0	0	0	
Opponent Totals	36	27	152	18	8	10	9	2	4	0	2	1	0	

Iowa Percentage: 87.8% (36 of 41)

Opponent Percentage: 75.0% (27 of 36)

IOWA IN FINAL BIG TEN AND NCAA RANKINGS

TEAM RANKINGS

Category	Stat	B1G	NCAA
Turnovers Lost	12	1st	5th
KO Returns	25.97	1st	7th
Punt Returns	12.48	2nd	11th
Fourth Down Conversions	.647	2nd	11th
Red Zone Offense	.878	2nd	34th
Fumbles Forced	14 (1.08)	2nd	24th
Scoring Defense	18.8	4th	13th
Pass Efficiency Defense	115.4	4th	19th
Tackles for Loss Allowed	68 (5.23)	4th	44th
Kickoff Avg.	62.2	4th	41st
Red Zone Defense	.75	5th	13th
Total Defense	351.2	5th	23rd
Passing Defense	201	5th	29th
Punting Avg.	37.92	5th	53rd
Fumbles Recovered	9	5th	54th
Fewest Yards Penalized	537	5th	19th
Third Down Defense	.35	5th	27th
First Downs Allowed	236	6th	20th
Fewest Penalties/Game	5.00	6th	24th
Turnover Margin	6(.46)	6th	28th
Passes Defended	63 (4.85)	6th	32nd
Kick/Punts Blocked	1	6th	71st
QB Sacks	28 (2.15)	7th	54th
Rushing Defense	149.8	7th	49th
Field Goal Pct.	10/14 (.714)	8th	71st
PAT Kicking	38/39 (.974)	8th	63rd
KO Coverage	20.38	8th	58th
Rushing Offense	171.8	8th	67th
Turnovers Gained	18	9th	78th
Interceptions	9 (.69)	9th	81st
Pass Efficiency	122.5	9th	89th
Scoring Offense	24.9	10th	95th
QB Sacks Allowed	30 (2.31)	11th	84th
Fourth Down Defense	.571	11th	87th
Time of Possession	27:27	11th	105th
Third Down Conversions	.318	12th	120th
Total Offense	325	12th	121st
First Downs Gained	217 (16.7)	12th	118th
Punt Return Defense	11.17	13th	105th
Passing Offense	153.2	13th	118th
Tackles for Loss	55 (4.6)	14th	113th

INDIVIDUAL RANKINGS

Player	Category	Stats	B1G	NCAA
Riley McCarron	Punt Return TDs	1	1st	7th
Desmond King	Combined Kick Returns	1,014	1st	7th
Desmond King	Kickoff Returns	27.8	2nd	12th
Josey Jewell	Total Tackles	124(9.5)	2nd	19th
Desmond King	Punt Returns	26(10.15)	3rd	20th
Brandon Snyder	Forced Fumbles	3	3rd	21st
Leshun Daniels, Jr.	Rushing TDs	10	5th	64th
Akrum Wadley	Rushing TDs	10	5th	64th
Ron Coluzzi	Punt Avg.	41.1	5th	68th
Akrum Wadley	Rushing YPC	6.43	7th	66th
Jaleel Johnson	Sacks	7.5 (.58)	7th	62nd
C.J. Beathard	Passing TDs	17	7th	62nd
Akrum Wadley	Total Rushing Yards	1,081	7th	53rd
Leshun Daniels, Jr.	Total Rushing Yards	1,058	8th	57th
C.J. Beathard	Passing Efficiency	122.3	9th	80th
Akrum Wadley	Scoring	78 (6.5)	9th	116th
C.J. Beathard	Completion Percentage	.565	9th	84th
Anthony Nelson	Forced Fumbles	2	10th	76th
Jack Hockaday	Forced Fumbles	2	10th	76th
Desmond King	Interceptions	(.2)	12th	104th
Manny Rugamba	Interceptions	(.2)	12th	104th
Brandon Snyder	Interceptions	(.2)	12th	104th
George Kittle	Yards Per Reception	14.27	14th	147th
Keith Duncan	Scoring	65(5.0)	19th	173rd
LeShun Daniels, Jr.	Rushing YPC	4.97	19th	96th
George Kittle	Reception TDs	4	19th	184th
Riley McCarron	Reception TDs	4	19th	184th
Bo Bower	Total Tackles	91(7.0)	20th	149th
LeShun Daniels, Jr.	Scoring	62 (4.8)	22nd	192nd



Rushing (Att.-Yds-TD)

Player	MIA-OH	ISU	NDSU	RUT	NW	MINN	PUR	WIS	PSU	MICH	ILL	NEB	FLA
Akinribade	2-6-0	7-21-0					3-(-4)-0		7-(-16)-0	9-(-6)-0	3-8-0	1-2-0	
Beathard	2-(-20)-0	4-(-9)-1	5-(-5)-0	10-37-0	9-(-28)-0	9-22-0	10-0-1	6-5-0			3-10-0	5-1-0	
Coluzzi													
Daniels	10-83-2	15-112-1	14-29-0	13-77-0	17-72-1	17-66-0	23-150-2	10-35-0	10-18-0	14-54-0	26-159-2	29-158-2	15-45-0
Kulick											1-1-0		
McCarron								1-(-5)-0			1-2-0		
Mitchell	2-12-1												
Ross													
Scheel				1-0-0				0-4-0					
Smith, J.	1-10-0									1-8-0			
Wadley	12-121-2	9-49-1	4-20-0	12-84-1	14-35-2	14-107-1	15-176-1	10-44-0	9-28-0	23-115-0	13-82-1	11-105-1	22-115-0
VandeBerg		1-25-0											
Team			2-(-10)-0	2-(-5)-0	1-0-0	1-(-1)-0	1-(-2)-0			1-(-2)-0	1-(-2)-0	1-(-2)-0	
Totals	29-212-5	36-198-3	25-34-0	38-193-1	41-79-3	41-179-1	53-365-4	27-83-0	26-30-0	49-164-0	49-275-3	47-264-3	41-171-0

Passing (Cmp-Att-Int.-Yds-TD)

Player	MIA-OH	ISU	NDSU	RUT	NW	MINN	PUR	WIS	PSU	MICH	ILL	NEB	FLA
Beathard	13-20-0-192-1	19-28-0-235-3	11-22-1-152-3	12-23-0-162-1	19-27-1-204-1	17-31-2-142-0	10-17-0-140-2	17-33-0-153-0	18-26-1-204-2	8-19-1-66-1	9-17-1-80-0	10-15-0-144-3	7-23-3-55-0
Stanley	0-1-0-0-0	1-2-0-2-0	2-2-0-45-0				2-3-0-15-0						0-1-0-0-0
Totals	13-21-0-192-1	20-30-0-237-3	13-24-1-197-3	12-23-0-162-1	19-27-1-204-1	17-31-2-142-0	12-20-0-155-2	17-33-0-153-0	18-26-1-204-2	8-19-1-66-1	9-17-80-0	10-15-0-144-3	7-24-3-55-0

Receiving (No.-Yds-TD)

Player	MIA-OH	ISU	NDSU	RUT	NW	MINN	PUR	WIS	PSU	MICH	ILL	NEB	FLA
Daniels	1-1-0		1-5-0	1-9-0	1-5-0			1-8-0	2-36-0		1-3-0		
Fant		1-2-0				1-4-0	2-15-1	1-14-0			3-25-0	1-10-0	
Kelly							1-5-0						
Kittle		3-26-1	5-110-0	2-56-1	1-18-0	4-39-0	2-31-0		2-9-0	1-4-0		2-7-2	1-18-0
McCarron	1-14-0	4-31-0	1-30-1		8-78-1	6-62-0	4-74-1	6-47-0	4-42-0		1-16-0	5-108-1	1-11-0
Mitchell		2-7-0			2-10-0	2-7-0							
Nash					1-8-0								
Pekar													
Ross				1-6-0									1-5-0
Scheel		1-12-0			2-26-0	1-12-0		1-6-0					
Smith, J.	3-51-1	1-4-0	1-6-0	2-36-0	3-58-0	2-20-0	1-5-0	1-6-0	5-85-1	2-10-0	2-33-0		
VandeBerg	4-99-0	7-129-1	4-39-2	4-17-0									
Wadley	3-21-0	1-26-1	1-7-0	2-38-0	1-1-0	1-(-2)-0	2-25-0	7-72-0	5-32-1	5-52-1	2-3-0	2-19-0	4-21-0
Totals	13-192-1	20-237-3	13-197-3	12-162-1	19-204-1	17-142-0	12-155-2	17-153-0	18-204-2	8-66-1	9-80-0	10-144-3	7-55-0

Punting (No.-Avg.-Lng)

Player	MIA-OH	ISU	NDSU	RUT	NW	MINN	PUR	WIS	PSU	MICH	ILL	NEB	FLA
Beathard					1-34.0-34	1-36.0-36			6-40.2-47	6-47.0-54	5-40.0-56	5-41.2-55	7-39.3-53
Coluzzi	3-41.7-50	4-43.2-48	6-45.5-52	7-42.0-55	7-41.0-49	5-38.2-43	6-34.0-42	8-41.1-58					
Rastetter		1-42.0-42											
Totals	3-41.7-50	5-43.0-48	6-45.5-52	7-42.0-55	8-40.1-49	6-37.8-43	6-34.0-42	8-41.1-58	6-40.2-47	6-47.0-54	5-40.0-56	5-41.2-55	7-39.3-53

Kickoff Returns (No.-Yds.-Lng)

Player	MIA-OH	ISU	NDSU	RUT	NW	MINN	PUR	WIS	PSU	MICH	ILL	NEB	FLA
Kelly	1-0-0												
King	2-70-48	1-34-34	3-61-23	1-45-45	3-85-37	2-48-27	1-28-28	1-77-77	4-78-23	4-74-23		3-80-28	2-70-49
Kulick								1-13-13					
McCarron					1-54-54		1-1-1						
Ross			1-13-13										
Totals	3-70-48	1-34-34	4-74-23	1-45-45	4-139-54	2-48-27	2-29-28	2-90-77	4-78-23	4-74-23	0-0-0	3-80-28	2-70-49

INDIVIDUAL GAME-BY-GAME BESTS

Punt Returns (No.-Yds.-Lng)		ISU	NDSU	RUT	NW	MINN	PUR	WIS	PSU	MICH	ILL	NEB	FLA
Player	MIA-OH	3-20-14	---	2-2-1	4-77-32 1-38-38	7-59-22	2-11-11	1-0-0	---	3-17-8	---	2-44-44 4-38-29	1-19-19
McCarron		3-20-14	0-0-0	2-2-1	5-115-38	7-59-22	2-11-11	1-0-0	0-0-0	3-17-8	2-72-55 2-72-55	6-82-44	1-19-19
Totals		3-20-14	0-0-0	2-2-1	5-115-38	7-59-22	2-11-11	1-0-0	0-0-0	3-17-8	2-72-55 2-72-55	6-82-44	1-19-19
Defense (Solo-Ast)		ISU	NDSU	RUT	NW	MINN	PUR	WIS	PSU	MICH	ILL	NEB	FLA
Player	MIA-OH	1-3	1-5	1-2	0-2	1-2	1-0	1-2	0-2	0-1	0-3	1-2	2-0
Bazata		2-4	---	---	---	1-0	---	---	---	---	---	---	---
Boettger		---	---	---	---	---	---	---	---	---	---	---	---
Bower		2-1	2-9	4-3	4-4	3-4	7-3	1-6	5-2	3-2	2-4	4-5	3-0
Brincks		0-2	---	---	---	---	0-1	---	---	---	0-1	---	---
Coluzzi		---	---	---	1-0	---	---	---	---	---	---	---	---
Ekakitie		2-1	3-1	1-2	1-1	1-0	2-0	3-3	2-2	2-2	---	2-3	2-0
Falconer		---	---	---	---	---	---	---	1-0	---	1-0	---	---
Gair		1-1	---	---	---	1-0	---	---	---	3-4	4-4	2-3	4-0
Garbutt		2-0	---	---	---	---	---	---	---	---	---	---	---
Gervase		2-0	---	---	---	---	---	---	---	---	---	2-0	---
Hesse		---	2-0	2-2	3-2	2-2	3-1	0-3	2-3	1-1	0-2	1-1	2-1
Hockaday		3-3	---	---	---	0-1	2-0	---	---	1-0	1-0	---	---
Hooker		---	---	---	---	0-1	1-0	---	---	1-0	---	---	1-0
Jackson		1-0	---	---	---	1-0	1-0	---	1-0	---	---	2-0	3-0
Jansen		2-1	---	---	---	---	---	---	---	---	---	---	---
Jewell		5-4	3-8	8-4	6-10	3-2	4-3	6-10	5-5	4-4	3-7	3-6	8-2
Johnson, J.		1-2	1-3	2-4	1-2	4-0	0-1	3-1	4-2	6-3	2-2	1-2	0-1
Jones		---	---	---	---	---	1-0	---	---	---	---	---	---
King		4-0	2-4	1-3	3-1	2-0	3-1	7-5	4-0	5-1	1-0	1-0	5-0
Kluver		---	---	---	---	---	---	1-0	---	---	---	---	---
Lattimore		---	---	---	---	---	---	---	---	---	1-0	---	---
Mabin		2-4	3-4	1-2	1-3	5-1	1-0	0-1	3-1	---	---	---	1-0
Mends		1-1	---	---	---	---	---	---	---	---	---	---	---
Mitchell		---	---	---	---	1-0	---	---	---	---	---	---	---
Nelson, A.		1-1	0-2	4-2	1-2	0-2	1-0	1-0	1-1	0-1	1-2	2-1	1-0
Nelson, M.		2-1	1-4	4-2	0-1	1-1	2-0	1-2	2-2	0-2	1-4	3-2	---
Niemann		1-2	5-6	5-2	3-1	2-4	1-1	4-4	3-0	3-3	2-2	2-1	2-1
Ojemudia		2-0	1-0	---	---	---	---	---	---	---	---	---	---
Reiff		---	---	---	---	---	---	---	---	---	0-1	---	---
Ross		1-0	---	---	---	1-0	---	---	1-0	---	---	---	---
Rugamba		---	---	---	---	---	2-1	1-0	1-0	2-2	5-2	1-0	---
Scheel		---	---	---	---	---	---	---	---	---	---	---	1-0
Snyder		3-4	3-3	8-5	6-3	4-1	1-1	6-1	8-4	3-2	2-4	5-2	4-1
Taylor		1-2	4-3	5-3	6-0	2-1	3-1	4-2	3-2	---	---	---	1-0
Ward		1-1	---	---	1-0	---	---	---	---	---	2-0	2-0	1-0
Welch		0-1	---	---	---	---	---	---	---	---	---	2-0	---
Young		---	---	---	---	---	---	---	1-0	---	---	---	---
Team		---	---	---	---	---	1-0	---	---	---	---	---	---
Totals		35-44	31-52	46-36	37-32	35-22	36-14	39-40	47-26	34-28	29-38	36-28	40-6

Opponent	Plays	Yards	T.O.P.	Result	Qtr.	Play
Miami (Ohio) (7)	6	80	2:56	TD	1	Daniels, 1-yd. run
	2	12	0:34	TD	1	Wadley, 11-yd. run
	2	81	0:44	TD	1	Daniels, 43-yd. run
	7	68	3:04	TD	2	Wadley, 5-yd. run
	8	52	3:23	TD	3	Smith, 12-yd. pass from Beathard
	9	69	3:39	FG	4	Duncan, 22-yard FG
	5	18	1:58	TD	4	Mitchell, 5-yd. run
Miami Avg. Drive	5.6	54.3	2:08			
Iowa State (6)	7	42	2:55	TD	1	Kittle, 9-yd. pass from Beathard
	4	66	1:33	TD	1	Wadley, 26-yd. pass from Beathard
	10	66	5:17	TD	2	VandeBerg, 12-yd. pass from Beathard
	9	86	5:25	TD	2	Beathard, 1-yd. run
	6	68	3:13	TD	3	Wadley, 3-yd. run
	2	43	0:17	TD	3	Daniels, 43-yd. run
	ISU Avg. Drive	6.3	61.8	3:33		
NDSU (3)	11	75	4:23	TD	2	McCarron, 30-yd. pass from Beathard
	3	83	1:28	TD	2	VandeBerg, 14-yd. pass from Beathard
	10	70	5:54	TD	3	VandeBerg, 9-yd. pass from Beathard
NDSU Avg. Drive	8.0	76.0	4:08			
Rutgers (2)	8	99	1:30	TD	2	Kittle, 36-yd. pass from Beathard
	1	21	0:07	TD	4	Wadley, 26-yd. run
RU Avg. Drive	4.5	60.0	1:08			
Northwestern (5)	1	5	0:06	TD	1	Wadley, 5-yd. run
	7	55	2:05	TD	2	Wadley, 6-yd. run
	4	35	1:33	TD	2	McCarron, 15-yd. pass from Beathard
	6	22	2:46	FG	3	Duncan, 24-yd. FG
	9	75	3:56	TD	4	Daniels, 1-yd. run
NU Avg. Drive	5.4	38.4	1:38			
Minnesota (3)	10	60	4:27	FG	2	Duncan, 22-yd. FG
	10	60	4:50	FG	3	Duncan, 28-yd. FG
	1	54	0:08	TD	4	Wadley, 54-yd. run
MINN Avg. Drive	7.0	58.0	1:38			
Purdue (6)	8	67	2:55	TD	1	Daniels, 1-yd. run
	13	63	5:44	TD	1	Beathard, 15-yd. run
	4	54	1:25	TD	1	McCarron, 42-yd. pass from Beathard
	6	80	3:11	TD	2	Daniels, 4-yd. run
	1	75	0:11	TD	2	Wadley, 75-yd. run
	5	91	1:59	TD	3	Fant, 5-yd. pass from Beathard
PUR Avg. Drive	6.2	71.7	2:34			
Wisconsin (3)	6	20	2:45	FG	2	Duncan, 41-yd. FG
	8	51	0:54	FG	2	Recinos, 47-yd. FG
	6	16	0:41	FG	4	Duncan, 25-yd. FG
UW Avg. Drive	6.7	29.0	1:13			

Drive Analysis				
Distance Length (minus)	Iowa TD	Iowa FG	Opponent TD	Opponent FG
0-9	1	1	1	2
10-19	3	1	0	0
20-29	2	3	0	1
30-39	1	1	0	1
40-49	4	0	1	2
50-59	6	1	5	0
60-69	7	3	3	6
70-79	7	0	8	0
80-89	7	0	9	0
90-99	2	0	0	0

Game Opening Drives		
Game	Iowa Pts-Plys-Yds	Opponent Pts-Plys-Yds
Miami (Ohio)	7-6-80	0-5-18
Iowa St.	0-5-29	0-3-3
NDUS	0-3-0	0-8-34
Rutgers	0-7-28	0-16-39
N'western	0-3-(-7)	7-2-5
Minnesota	0-3-4	0-3-2
Purdue	7-8-67	0-5-20
Wisconsin	0-3-4	0-10-52
Penn State	0-8-40	7-6-52
Michigan	0-7-29	0-6-22
Illinois	0-3-9	0-4-23
Nebraska	0-3-5	0-7-11
Florida	0-5-8	0-3-7

Second Half Opening Drives		
Game	Iowa Pts-Plys-Yds	Opponent Pts-Plys-Yds
Miami (Ohio)	7-8-52	7-13-75
Iowa St.	0-5-3	0-7-26
NDSU	0-3-(-12)	7-9-65
Rutgers	0-6-34	0-7-31
N'western	3-6-22	0-3-(-3)
Minnesota	3-10-60	7-8-58
Purdue	0-7-22	7-7-89
Wisconsin	0-5-17	0-6-19
Penn State	0-4-14	0-6-21
Michigan	0-0-10	3-10-36
Illinois	7-12-77	0-3-5
Nebraska	6-3-13	0-3-2
Florida	0-12-63	7-12-80

SCORING DRIVES

Opponent	Plays	Yards	T.O.P.	Result	Qtr.	Play
Penn State (2)	7	75	3:40	TD	2	Wadley, 12-yd. pass from Beathard
	9	81	2:54	TD	4	Smith, 36-yd. pass from Beathard
PSU Avg. Drive	8.0	78.0	3:37			

Michigan (3)	7	52	2:47	TD	2	Wadley, 3-yd. pass from Beathard
	10	36	5:05	FG	3	Duncan, 25-yd. FG
	5	21	1:23	FG	4	Duncan, 33-yd. FG
MICH Avg. Drive	7.3	36.3	3:31			

Illinois (3)	12	77	6:12	TD	3	Daniels, 1-yd. run
	2	53	0:47	TD	4	Daniels, 50-yd. run
	5	26	2:36	TD	4	Wadley, 2-yd. run
ILL Avg. Drive	6.3	52.0	3:38			

Nebraska (6)	2	80	0:51	TD	1	Wadley, 75-yd. run
	1	77	0:11	TD	1	McCarron, 77-yd. pass from Beathard
	4	69	2:08	TD	2	Daniels, 4-yd. run
	3	13	1:15	TD	3	Kittle, 1-yd. pass from Beathard
	12	44	6:15	TD	4	Kittle, 6-yd. pass from Beathard
	13	45	8:10	TD	4	Daniels, 1-yd. run
NEB Avg. Drive	5.8	54.7	3:02			

Florida (1)	5	9	1:25	FG	1	Duncan, 36-yd. FG
FLA Avg. Drive	5.0	9.0	1:25			

Season Avg. (50) **6.3** **54.8** **2:46**

Longest Drives

Plays: 13, 3X, last vs. Nebraska (13 plays, 45 yards, 8:10, TD)

Yards: 99 at Rutgers (8 plays, 99 yards, 1:30, TD)

Time of Possession: 8:10 (13 plays, 45 yards, TD) vs. Nebraska

3rd Down And ...

Yards	IOWA													TOTAL
	MIA	ISU	NDSU	RU	NW	MINN	PUR	WIS	PSU	MICH	ILL	NEB	FLA	
1-3	2-3	2-4	4-6	0-1	2-3	2-3	3-5	1-3	0-4	3-6	3-6	1-3	1-3	24-50
4-6	1-2	0-0	0-0	1-3	2-6	1-4	4-5	1-4	1-2	0-3	0-1	1-6	1-4	13-40
7-9	1-4	2-3	1-1	1-2	1-4	2-4	1-3	0-4	0-1	1-3	1-1	1-2	0-3	12-35
10-14	0-0	0-3	0-6	1-3	1-1	1-6	0-0	0-1	1-3	0-3	0-3	0-1	1-5	5-35
15+	0-0	0-0	0-0	0-2	0-2	0-0	1-3	0-1	0-0	0-1	0-2	0-1	1-1	2-13
Total	4-9	4-10	5-13	3-11	6-16	6-17	9-16	2-13	2-10	4-16	4-13	3-13	4-16	56-163

Yards	OPPONENTS													TOTAL
	MIA	ISU	NDSU	RU	NW	MINN	PUR	WIS	PSU	MICH	ILL	NEB	FLA	
1-3	2-4	0-1	2-4	3-6	3-6	3-4	3-5	5-9	3-5	2-4	3-5	2-3	3-5	32-58
4-6	1-1	0-5	1-3	2-2	1-5	0-3	1-2	1-4	2-4	3-4	1-6	0-3	2-6	15-43
7-9	1-1	1-4	0-2	0-3	1-3	0-1	1-3	2-2	1-2	0-5	2-3	1-8	1-4	10-33
10-14	1-5	2-3	1-2	1-2	1-2	0-2	0-4	0-1	1-2	0-2	0-4	1-3	0-0	7-29
15+	0-0	0-2	0-2	0-3	0-0	1-5	0-1	0-1	0-1	0-0	0-1	1-1	0-0	1-16
Total	5-11	3-15	4-13	6-16	6-16	4-15	5-15	8-17	7-14	5-15	6-19	5-18	6-15	70-189

A kickoff was returned for a TD . . .

by Iowa -- Jordan Cotton (92 yards), vs. Penn State, 10/21/12
 by an opponent -- Will Likely (100 yards), Maryland, 10/31/15

A punt was returned for a TD . . .

by Iowa -- Riley McCarron (returned 55 yards on PR), at Illinois, 11/19/16
 by Iowa -- Paki O'Meara (returned 42 yards after block), vs. Eastern Illinois, 9/4/10
 by an opponent -- Christian McCaffrey (63 yards), Stanford, 1/1/16
 by an opponent -- Tremaine McCollum (returned six yards after block), Florida, 1/2/06

Two punts were returned for a TD . . .

by Iowa -- Kevonte Martin-Manley (83 and 63 yards), vs. Western Michigan, 9/21/13

A punt was blocked . . .

by Iowa -- Aaron Mends vs. Maryland, 10/31/15
 by an opponent -- Eric Murray at Minnesota, 11/8/14

A punt was blocked and returned for a TD...

by Iowa -- Ben Niemann vs. Northwestern, 11/1/14
 by an opponent -- Ryan Lewis (block), Pat Amara, Jr., return (TD) vs. Pittsburgh, 9/19/15

A field goal was blocked...

by Iowa -- Josey Jewell, at Penn State, 11/5/16
 by an opponent -- Jerel Worthy, Michigan State, 11/12/11

An interception was returned for a TD . . .

by Iowa -- Desmond King (41 yards), at Purdue, 10/15/16
 by an opponent -- Chauncey Gardner, Jr., (58 yards), vs. Florida, 1/2/17

Two interceptions were returned for a TD . . .

by Iowa (individual) -- B.J. Lowery (35 and 13 yards) vs. Western Michigan, 9/21/13
 by Iowa (team) -- Josey Jewell (34 yards), Bo Bower (88 yards) vs. North Texas, 9/26/15

A fumble was returned for a TD . . .

by Iowa -- Christian Kirksey (52 yards), vs. Northern Illinois, 8/31/13
 by an opponent -- Blake Dueitt (35 yards), vs. Ball State, 9/6/14

A blocked PAT attempt was returned for a score . . .

by Iowa -- D.J. Johnson (99 yards), at Penn State, 9/28/02
 by an opponent -- Jason Simmons (85 yards), at Ohio State, 11/2/91

A safety was scored . . .

by Iowa -- Jaleel Johnson TFL De'Veon Smith on rush vs. Michigan, 11/12/16
 by an opponent -- Iowa punter ran out of back of end zone vs. Iowa State, 9/13/08

A player rushed for over 200 yards . . .

by Iowa -- Akrum Wadley (26-204), at Northwestern, 10/17/15
 by an opponent -- Melvin Gordon (31-200), Wisconsin, 11/22/14

A player passed for over 300 yards . . .

by Iowa -- Jake Rudock (311), Wisconsin, 11/22/14
 by an opponent -- David Blough (458), Purdue, 10/15/16

A player scored four TDs . . .

by Iowa -- Akrum Wadley (4 rush), at Northwestern, 10/17/15
 by an opponent -- Darnell Autry (3 rush, 1 rec.), Northwestern, 11/9/96

A team rushed for over 400 yards . . .

by Iowa -- vs. Tulsa (408 yards), 9/13/97
 by an opponent -- Indiana (433 yards), 9/30/00

A team passed for over 400 yards . . .

by Iowa -- vs. Indiana (426 yards), 10/23/99
 by an opponent -- Purdue (458 yards), 10/15/16

A team gained over 600 yards of total offense . . .

by Iowa -- vs. Minnesota (613 yards), 11/19/05
 by an opponent -- Wisconsin (604 yards), 11/13/99

A team scored over 50 points . . .

by Iowa -- vs. North Texas (62 points), 9/26/15
 by an opponent -- at Minnesota (51 points), 11/8/14

A team was held under 75 yards rushing . . .

by Iowa -- at Illinois (24-61 yards), 11/19/16
 by an opponent -- at Penn State (26-30 yards), 11/5/16

A team was held under 100 yards passing . . .

by Iowa -- at Nebraska (97 yards), 11/27/15
 by an opponent -- vs. Florida (55 yards), 1/2/17

A team was held under 200 yards of total offense . . .

by Iowa -- at Illinois (198 yards), 11/19/16
 by an opponent -- Minnesota (171 yards), 11/21/09

Iowa scored 3 or more non-offensive touchdowns . . .

by Iowa -- vs. Western Michigan (2 punts, 2 interceptions), 9/21/13

Largest Margins

Iowa Victories

Opponent, year	Score	Mar.
Iowa Teachers, 1914	95-0	95
Coe, 1908	92-0	92
Iowa Wesleyan, 1890	91-0	91
Cornell, 1904	88-0	88
Cornell, 1913	76-0	76
Des Moines, 1905	72-0	72
Northwestern, 1913	78-6	72
Grinnell, 1904	69-0	69
Iowa Teachers, 1900	68-0	68
Northern Iowa, 1997	66-0	66
Northwestern, 1981	64-0	64
Cornell, 1920	63-0	63
Indiana, 1997	62-0	62
UTEP, 1986	69-7	62
Grinnell, 1900	63-2	61
Washington (Mo.), 1902	61-0	61
Knox, 1922	61-0	61
Cornell, 1894	60-0	60
Indiana, 1913	60-0	60
North Dakota St., 1947	59-0	59

Opponent, year	Score	Mar.
Illinois, 1985	59-0	59
Cornell, 1891	64-6	58
Illinois, 1899	58-0	58
Drake, 1985	58-0	58
Upper Iowa, 1900	57-0	57
Western Michigan, 2013	59-3	56
Ball State, 2005	56-0	56
Coe, 1893	56-0	56
Purdue, 1922	56-0	56
Utah State, 1957	70-14	56
Minnesota, 2008	55-0	55
Ripon, 1928	61-6	55
Iowa State, 1985	57-3	54
Northern Illinois, 1986	57-3	54
Cincinnati, 1990	63-10	53
Kansas State, 1959	53-0	53
Northwestern, 2002	62-10	52
Kent State, 2001	51-0	51
Minnesota, 1983	61-10	51
Northern Illinois, 1991	58-7	51

Iowa Defeats

Opponent, year	Score	Mar.
Michigan, 1902	0-107	107
Illinois, 1902	0-80	80
Minnesota, 1903	0-75	75
Minnesota, 1916	0-67	67
Ohio State, 1950	21-83	62
Denver A.C., 1893	0-58	58
Nebraska, 1980	0-57	57
Michigan, 1971	7-63	56
Michigan, 1970	0-55	55
USC, 1976	0-55	55
Kansas, 1895	0-54	54
Minnesota, 1936	0-52	52
Notre Dame, 1967	6-56	50
Illinois, 1973	0-50	50

MOST POINTS

- 62 vs. Northwestern..... 11-9-02
62 vs. North Texas..... 9-25-15
- 59 vs. Northwestern..... 11-10-01
59 vs. Western Michigan..... 9-21-13
- 57 vs. Akron..... 8-31-02
- 56 vs. Ball State..... 9-3-05
56 vs. Buffalo..... 9-6-03

FEWEST POINTS ALLOWED

- 0 at Illinois 11-19-16**
0 vs. Ball State..... 9-26-10
0 vs. Minnesota..... 11-21-09
0 at Minnesota..... 11-22-08
0 vs. Florida International 9-6-08
0 vs. Syracuse..... 9-8-07
0 vs. Ball State..... 9-3-05
0 vs. Kent State..... 9-1-01
0 vs. Northern Illinois..... 9-18-99

MOST FIRST DOWNS

- 30 vs. Kent State..... 9-1-01
- 29 vs. Indiana..... 9-30-00
29 vs. Indiana..... 10-23-99
- 28 at Purdue 11-9-13
28 vs. Louisiana-Monroe 9-24-11
28 vs. Ball State 9-26-10
28 at Indiana..... 10-11-08
28 vs. Minnesota 11-19-05
28 vs. Buffalo..... 9-6-03

FEWEST FIRST DOWNS ALLOWED

- 5 vs. Syracuse..... 9-8-07
- 6 vs. Eastern Illinois 9-4-10
6 at Minnesota..... 11-22-08
6 vs. Penn State..... 10-23-04
- 8 vs. Ball State..... 9-26-10
8 vs. Arizona..... 9-19-09
- 9 vs. Georgia Tech..... 1-5-10
9 vs. Penn State..... 10-25-03
9 vs. Western Michigan..... 9-21-13
9 at Purdue..... 9-27-14

MOST RUSHING ATTEMPTS

- 60 vs. Kent State 9-4-04
60 at Iowa State..... 9-14-13
- 59 vs. Northwestern..... 11-10-01
- 58 vs. Missouri State..... 9-7-13
58 vs. Western Michigan..... 9-21-13
- 56 vs. Minnesota 11-16-02
- 55 at Illinois..... 11-15-14
- 53 vs. Minnesota 11-17-01
53 at Purdue 10-15-16
- 52 at Purdue 11-9-13
- 51 at Indiana..... 10-11-08
51 vs. Penn State 10-25-03
51 at Purdue 9-27-14
51 vs. Illinois..... 10-10-15
51 at Northwestern 10-17-15

FEWEST RUSHING ATT., OPPONENT

- 17 by Miami (Ohio)..... 9-7-02
- 19 by Kent State..... 9-4-05
- 20 by Michigan State..... 10-30-10
20 by Michigan 10-26-02
20 by Utah State..... 9-21-02
20 by Texas Tech..... 11-29-01
20 by Western Michigan..... 9-21-13

MOST RUSHING YARDS

- 376 vs. Akron 8-31-02
- 365 vs. Minnesota..... 11-16-02
365 at Purdue 10-15-16
- 318 at Purdue 11-9-13
- 304 at Illinois..... 11-15-14
- 301 vs. Illinois 10-1-05
- 300 vs. Utah State..... 9-21-02
- 298 vs. Missouri State..... 9-7-13
- 294 at Northwestern..... 10-17-15

FEWEST RUSHING YARDS ALLOWED

- 13 vs. Kent State..... 9-4-04
- 7 at Minnesota 11-22-08
- 10 vs. Montana..... 9-2-06
- 14 vs. Miami (Ohio)..... 9-7-02
- 19 vs. Wisconsin..... 10-12-05

MOST PASSES ATTEMPTED

- 61 vs. Indiana..... 10-23-99
- 56 at Maryland..... 10-18-14
- 55 vs. Florida 1-1-06
55 vs. Ball State 9-6-14
- 51 vs. Minnesota 11-20-99
- 48 vs. Pittsburgh..... 9-17-11
- 47 vs. Michigan State..... 11-12-11
- 46 vs. Michigan State..... 10-5-13
46 vs. Purdue 11-6-04
- 45 vs. Oklahoma..... 12-30-11
45 vs. Ohio State..... 10-30-99

MOST PASSES COMPLETED

- 36 vs. Indiana..... 9-30-99
- 35 vs. Ball State 9-6-14
- 32 vs. Florida..... 1-1-06
32 at Maryland..... 10-18-14
- 31 vs. Pittsburgh..... 9-17-11
31 vs. Northern Iowa..... 8-30-14
- 30 vs. Indiana..... 9-30-00
- 29 vs. Ohio State..... 10-30-99
- 28 vs. Minnesota 11-20-99

MOST PASSING YARDS

- 426 vs. Indiana..... 10-23-99
- 399 vs. Pittsburgh 9-17-11
- 380 vs. Indiana 9-30-00
- 377 vs. Minnesota..... 11-19-05
- 364 at Minnesota 11-18-06
- 357 vs. Purdue..... 10-8-05

FEWEST PASSES ATT., OPPONENT

- 9 by Georgia Tech 1-5-10
- 10 by Northwestern 10-27-12
- 13 by Nebraska 9-23-00
13 by Iowa State..... 9-11-99
- 14 by Nebraska 11-23-12
14 by Northwestern 10-26-13
14 by Minnesota..... 11-8-14
14 by Wisconsin..... 11-22-14
- 15 by Nebraska 9-4-99
- 16 by Northern Illinois 9-1-12
16 by Wisconsin..... 11-13-99

Bold denotes 2016

FEWEST PASSES COMP., OPPONENT

- 2 by Georgia Tech 1-5-10
- 6 by Northern Illinois..... 9-1-12
6 by Iowa State 9-11-99
- 7 by Northwestern..... 10-27-12
7 by Syracuse..... 9-8-07
7 by Buffalo 9-6-03
7 by LSU..... 1-1-14
7 by Indiana 10-11-14
- 8 by Nebraska..... 11-23-12
8 by Ball State..... 9-26-10
- 9 by Maine 8-30-08
9 by Penn State 11-13-04
9 by Minnesota..... 10-23-04
9 by Northwestern..... 11-1-14

FEWEST PASSING YARDS ALLOWED

- 12 vs. Georgia Tech..... 1-5-10
- 54 vs. Northern Illinois 9-1-12
- 56 vs. Ball State 9-26-10
- 58 vs. Buffalo..... 9-6-03
- 63 vs. Nebraska..... 11-23-12
- 72 at Purdue 9-27-14
- 73 vs. Minnesota 11-20-04
- 74 vs. Maryland..... 10-31-15
- 75 vs. Northwestern..... 11-1-14
- 79 vs. Syracuse 9-8-07
- 82 vs. LSU..... 1-1-14

MOST TOTAL OFFENSE

- 613 vs. Minnesota..... 11-19-05
- 602 vs. Northwestern 11-10-01
- 593 vs. Akron 8-31-02
- 587 at Illinois..... 11-14-14
- 562 vs. Ball State..... 9-26-10
- 552 vs. Indiana 10-23-99
- 546 at Minnesota 11-18-06

FEWEST TOTAL YARDS ALLOWED

- 103 vs. Syracuse..... 9-8-07
- 110 vs. Kent State..... 9-4-04
- 112 vs. Ball State..... 9-26-10
- 134 at Minnesota 11-22-08
- 144 vs. Montana 9-2-06
144 vs. Ball State..... 9-3-05

PUNTING AVERAGE (MIN. OF 4)

- 51.5 vs. W. Michigan..... 9-9-00
- 51.0 vs. Arizona 9-19-09
- 50.2 vs. Penn State..... 11-4-00
- 50.0 vs. Wisconsin 11-13-99
- 49.2 vs. LSU 1-1-05
- 49.0 vs. Miami (Ohio) 9-7-02

MOST TIME OF POSSESSION

- 41:53 vs. Kent State 9-4-04
- 38:42 vs. Northern Illinois 9-1-12
- 38:27 vs. Michigan 10-26-02
- 38:18 vs. Missouri State..... 9-7-13
- 38:07 at Indiana 10-11-08
- 38:03 at Iowa State 9-14-13
- 37:56 vs. Arizona 9-19-09
- 37:37 at Minnesota 11-22-08
- 37:36 vs. Nebraska..... 11-28-14
- 37:22 at Northwestern 10-17-15

OFFENSE

Pos.	No.	Name
SE	9	* Jermic Smith ^
	80	Devonte Young ^
LT	52	** Boone Myers
	73	** Ryan Ward
LG	69	* Keegan Render
	54	* Steve Ferentz
C	78	* James Daniels ^
	70	Lucas LeGrand
RG	79	** Sean Welsh
	66	Levi Paulsen
RT	75	** Ike Boettger
	66	Levi Paulsen
TE	46	*** George Kittle
	86	Peter Pekar
OR	39	Nate Wieting
OR	87	Noah Fant ^
WR	83	*** Riley McCarron
	3	Jay Scheel
WR	82	* Adrian Falconer ^
	3	Jay Scheel
QB	16	*** C.J. Beathard
	4	Nathan Stanley ^
OR	8	* Tyler Wieggers
RB	29	* LeShun Daniels, Jr.
OR	25	* Akrum Wadley
	22	Toks Akinribade ^
FB	36	Brady Ross
	33	Austin Kelly
PK	3	Keith Duncan ^
	91	Miguel Recinos

DEFENSE

Pos.	No.	Name
LE	96	* Matt Nelson
OR	98	Anthony Nelson
	90	* Sam Brincks
LT	67	** Jaleel Johnson
	95	Cedrick Lattimore ^
RT	56	* Faith Ekakitie
OR	99	* Nathan Bazata
	95	Cedrick Lattimore ^
RE	40	* Parker Hesse
	91	Brady Reiff
OLB	44	** Ben Niemann ^
	26	* Kevin Ward
MLB	43	** Josey Jewell
	48	Jack Hockaday ^
WLB	41	** Bo Bower
	48	Jack Hockaday ^
LC	15	* Joshua Jackson
	11	Michael Ojemudia
SS	12	*** Anthony Gair
OR	19	** Miles Taylor ^
	27	Amani Hooker ^
FS	37	* Brandon Snyder
	30	Jake Gervase
RC	14	*** Desmond King ^
	11	Michael Ojemudia
PT	16	Ron Coluzzi
	7	Colten Rastetter

* - letters won, ^ - redshirt available

Iowa's depth chart for the 2017 Outback Bowl. Players listed in bold do not return for the 2017 season.

IOWA'S 2016-17 SEASON CONCLUDES AT OUTBACK BOWL

The University of Iowa football team (8-5, 6-3) finished the regular season with three straight wins, tied for second in the Big Ten Conference West Division, and played in a bowl game for the 14th time in the last 16 seasons. The Hawkeyes fell to Florida, 30-3, at the 2017 Outback Bowl. It was Iowa's fifth Outback Bowl appearance and 10th January bowl game under Kirk Ferentz. The Hawkeyes allowed only 11 first downs in the game, tying an Outback Bowl record.

KING, JOHNSON LEAD HAWKEYES' ALL-CONFERENCE TEAMS

DB Desmond King and DT Jaleel Johnson were named first-team All-Big Ten by vote of league coaches. King was also named first team by vote of Big Ten media, while Johnson was named second-team by the media. Junior linebacker Josey Jewell, who ranked second in the Big Ten in tackles, was named second-team by both coaches and media.

Four members of the University of Iowa offensive unit earned third team All-Big Ten recognition. G Sean Welsh and C James Daniels earned third team recognition from both Big Ten coaches and media. OL Cole Croston and junior RB Akrum Wadley were named third team by coaches and honorable mention by media.

Hawkeye offensive players earning honorable mention include senior quarterback C.J. Beathard, junior tackle Ike Boettger, senior running back LeShun Daniels, Jr., senior tight end George Kittle, and senior wide receiver Riley McCarron. Hawkeye defensive players who earned honorable mention recognition include junior DE Parker Hesse, who was tabbed by both groups, senior DB Greg Mabin (coaches) and DT junior Nathan Bazata (media).

OFFENSIVE LINE WINS JOE MOORE AWARD

The Hawkeyes' offensive line won the Joe Moore Award, which honors offensive line units that display a high level of toughness, effort, teamwork, consistency, technique, and "finishing". The Joe Moore Award is the only major college football award to honor a unit.

The Hawkeyes were selected over national runner-up Alabama and third-ranked Ohio State. Iowa was selected by a voting committee comprised solely of people who played or coached the offensive line position, including all of the current offensive line coaches at the Division I/FBS level as well as former players, coaches and colleagues of Coach Moore and select media.

Overcoming many early season injuries, Iowa's offensive line saw seven different starting combinations in 2016. Senior Cole Croston (LT/RT); juniors Ike Boettger (LT, LG, RT), Boone Myers (LT, LG), and Sean Welsh (RG, RT); sophomores James Daniels (C), Lucas LeGrand (C), and Keegan Render (LG, RG); and redshirt freshman Levi Paulsen (RG) all started in at least one game for the Hawkeyes.

Iowa's offense averaged 171.8 rushing yards per game -- averaging 4.5 yards per carry, and more than two yards before contact -- and 325 yards total offense per game.

BEATHARD AMONG BEST IN PROGRAM HISTORY

QB C.J. Beathard started all 13 games, passing for 1,929 yards with 17 touchdowns. His 40 career touchdown passes rank sixth all-time, and his 5,562 career passing yards rank eighth all-time.

Beathard won eight games in 2016, running his career record to 21-7 (.750), the best all-time winning percentage among Hawkeye quarterbacks with 20 or more career starts. He is one of five players in program history to win 20 games as starting quarterback. The others include Chuck Long (34), Ricky Stanzi (26), Matt Rodgers (21), and Drew Tate (21). Beathard won his 20th game in his 26th career start, matching Long and Stanzi for the program's fastest 20-game winners. Rodgers won his 20th game in his 29th start, and Tate won his 20th in his 33rd career start.

Beathard's career record includes an 11-3 mark at Kinnick Stadium, a 10-1 record in true road games, a 14-4 record in Big Ten games, a 4-5 record against AP top 25 teams, and a 7-1 record in rivalry games.

KING NAMED FIRST TEAM ALL-BIG TEN

DB Desmond King was named first team All-Big Ten for the second consecutive season. King started all 13 games at cornerback in 2016 and set a school record in career starts (51) and career games played (53). In 2016, he recorded 42 solo tackles and 16 assists, seven pass break-ups, and three interceptions, including a 41-yard interception return for a touchdown in a win at Purdue.

King also led Iowa's special teams. He tied for the Big Ten lead averaging 27.8 yards per kickoff return and ranked third in the conference averaging 10.2 yards per punt return. King had a career-best 77-yard kickoff return in Week 8 against Wisconsin.

King is the only Big Ten player in the last 20 years to have 12 or more interceptions and 1,500 or more combined kickoff and return yards. King had 14 career interceptions, tied for fourth most in program history, and 1,962 combined return yards on kickoff and punt returns. The combined punt and kick return yards rank third all-time in school history (Tim Dwight, 2,297; Khalil Hill, 2,005).

King was one of 16 semifinalists for the 2016 Jim Thorpe Award, (best defensive back in college football), one of 18 semifinalists for the Bednarik Award (most outstanding defensive player), and one of 10 semifinalists for the Lott IMPACT Trophy (Integrity, Maturity, Performance, Academics, Community and Tenacity).

JEWELL A FINALIST FOR BUTKUS AWARD

LB Josey Jewell, the Big Ten's second-leading tackler, was a finalist for the 2016 Butkus Award, presented annually to the nation's best linebacker.

Jewell was one of five finalists for the award. He was joined by Kendall Beckwith (LSU), Zach Cunningham (Vanderbilt), Farrad Davis (Florida), and award winner Reuben Foster (Alabama). Former Hawkeye Larry Station was a finalist for the Butkus Award in 1985, while Chad Greenway was a semifinalist in 2005.

Jewell (6-foot-2, 230-pounds) started every game in 2016, running his streak to 31 consecutive starts, and ranked second in the Big Ten with 124 tackles. His 301 career tackles rank 18th in program history. Jewell is a two-time second team All-Big Ten recipient, earning honors by league coaches and media in 2015 and 2016.

JOHNSON LEADS HAWKEYES IN SACKS

Senior DT Jaleel Johnson led Iowa with 7.5 sacks (50 yards), becoming the first defensive tackle to lead the team in sacks since Mike Daniels in 2011 (9-53). Johnson's sack total tied for seventh in the Big Ten. He was named first team All-Big Ten by league coaches and set career highs in tackles (52), tackles-for-loss (10-54), and sacks. He had a career-best nine tackles in Iowa's 14-13 win against No. 2 Michigan, including a tackle for a safety, and finished his career with 27 consecutive starts.

RUN AFTER HANDOFF, RUN AFTER CATCH, RETURN FOR SENIOR SEASON

Junior RB Akrum Wadley led Iowa in rushing yards (1,081) and all-purpose yards (1,396), and ranked second in receptions (36). All three totals were career highs. He scored 13 touchdowns, tied for sixth in the Big Ten, and was named third team All-Big Ten by Big Ten coaches. He combined for 25 catches, 199 yards receiving, and two receiving touchdowns the final six weeks of the season. He posted career bests in receptions (7) and receiving yards (72) in Week 8 against Wisconsin, and shared the team lead with five receptions in Week 9 at Penn State (32 yards, TD). He led Iowa with five catches, 52 receiving yards, and scored the team's only touchdown (3-yard reception) against Michigan. Wadley entered the season with seven career receptions (93 yards, TD).

Wadley rushed 22 times for 115 yards against Florida at the 2017 Outback Bowl, exceeding the 1,000-yard mark for the first time in his career. He became the 47th Hawkeye in program history to rush for 1,000 yards in a single season.

On Jan. 5, Wadley announced he would return to Iowa for his senior season. He currently ranks 18th in career rushing yards (1,763) and 20th in career scoring (132 points).

FERENTZ CLOSES ON B1G, HAWKEYE LEGENDS

Head coach Kirk Ferentz has 135 overall wins and 82 Big Ten wins as Iowa's head coach. The 82 conference wins rank sixth among the conference's all-time winningest coaches in Big Ten games.

Ferentz's 135 wins in all games played as a member of the Big Ten Conference rank seventh in league history and second all-time at Iowa. He is one victory from equalling Henry Williams of Minnesota, who won 136 games, and eight wins from tying Hayden Fry as the Hawkeyes' all-time winningest football coach.

Both Ferentz (135, 82) and Fry (143, 96) rank in the top seven in overall wins and Big Ten wins. Only Iowa and Michigan have two coaches ranked in the top 10 of both win categories (Bo Schembecher 194, 143; and Lloyd Carr 122, 81).

ALL IN THE FAMILY

Iowa coach Kirk Ferentz graduated his third son through the Iowa football program in 2016. Steven, a redshirt senior offensive lineman, is the youngest of Kirk and Mary Ferentz's five children (Brian, Kelly, Joanne, James and Steven). In 18 seasons as Iowa's head coach, Kirk Ferentz had a son on the team in 14 seasons. Brian (2001-05), James (2008-12), and Steven (2012-16) all played offensive line for their father. Brian joined the Iowa coaching staff in 2012 and was named offensive coordinator on Jan. 9, 2017. Kirk and Brian are one of eight father-son coaching duos in CFB. The others include Bill and Sean Snyder (Kansas State), Bobby and Nick Petrino (Louisville), Mark and Spencer Whipple (UMASS), Mark and Jon Richt (Miami), Bob and Clay Davie (New Mexico), Doug and Cory Martin (New Mexico State), and Mike and Mike Sanford, Sr. at Western Kentucky.

GREG DAVIS ANNOUNCES RETIREMENT

Greg Davis, Iowa's offensive coordinator and quarterbacks coach since 2012, announced his retirement on Jan. 6, 2017. Davis joined the Iowa coaching staff after serving as offensive coordinator at the University of Texas for 13 seasons (1998-2010). He was named Frank Broyles Assistant Coach of the Year in 2005 after Texas won the BCS national championship, and was a finalist for the award in 1999.

The Hawkeyes won 39 games since Davis joined the staff five years ago, including a combined 20 wins over the past two years. The Hawkeyes appeared in four January bowl games, including the 2016 Rose Bowl Game. The Hawkeyes won the Big Ten's West Division in 2015 while posting a school-record 12 wins.

BIG TEN PERFECTION

University of Iowa head coach Kirk Ferentz has twice navigated the Big Ten regular season schedule with an undefeated record. The Hawkeyes were 8-0 in 2002 and shared the Big Ten championship with Ohio State, and 8-0 in 2015, winning the Big Ten West Division title.

Since 1954, when the conference schedule expanded to seven games, only six Big Ten coaches, including Ferentz, have multiple undefeated Big Ten seasons.

Coch (School)	Record	Year
Duffy Daugherty (MSU)	7-0	1965
Duffy Daugherty (MSU)	7-0	1966
Kirk Ferentz (Iowa)	8-0	2002
Kirk Ferentz (Iowa)	8-0	2015
Woody Hayes (OSU)	7-0	1954
Woody Hayes (OSU)	7-0	1957
Woody Hayes (OSU)	7-0	1968
Woody Hayes (OSU)	7-0	1970
Woody Hayes (OSU)	8-0	1975
Urban Meyer (OSU)	8-0	2012
Urban Meyer (OSU)	8-0	2013
Urban Meyer (OSU)	8-0	2014
Bo Schembechler (Michigan)	8-0	1971
Bo Schembechler (Michigan)	8-0	1980
Bo Schembechler (Michigan)	8-0	1989
Jim Tressel (OSU)	8-0	2002
Jim Tressel (OSU)	8-0	2006

HAWKEYE HISTORY

Iowa has played 1,220 games since beginning football in 1889. Iowa's overall record is 633-548-39 (.535). That includes a 397-216-16 (.641) record in home games, a 236-332-23 (.418) record in games away from Iowa City, a 320-369-25 (.464) mark in Big Ten games and a 280-180-15 (.600) record in Kinnick Stadium.

BRIAN FERENTZ NAMED OFFENSIVE COORDINATOR

Brian Ferentz, a former Hawkeye football team captain and three year letterman for the University of Iowa football team, was named Iowa's offensive coordinator on Jan. 9, 2017.

Ferentz, the eldest son of UI head coach Kirk Ferentz, was an Iowa offensive lineman from 2011-15. He joined the Iowa coaching staff in 2012, serving as offensive line coach until adding the title of run-game coordinator in 2015.

The Hawkeyes have won 39 games and advanced to four bowl games since Brian Ferentz joined the staff in 2012. Those 39 wins include a combined 20 wins over the past two years, a perfect 12-0 regular-season record in 2015, and a Big Ten West Division title. Iowa participated in the 2016 Rose Bowl and 2015 Big Ten Championship game and ended the season in the top 10 in the national rankings. Along with the Rose Bowl, Iowa participated in the Outback Bowl in 2014 and 2017, and the 2015 TaxSlayer Bowl.

In 2016, Iowa's offensive line was the recipient of the Joe Moore Award, which goes to the best offensive line in college football. Due to injuries Iowa was forced to use seven starting combinations on the offensive line, but the Hawkeyes were able to produce two 1,000-yard rushers in the same season for the first time in program history. The Hawkeyes were also a finalist for the Joe Moore Award in 2015.

Four members of Iowa's 2016 offensive line earned All-Big Ten recognition, with three of the four returning to the Hawkeyes next season.

Under Ferentz's direction, left tackle Brandon Scherff won the 2014 Outland Trophy, was the Rimington-Pace Offensive Lineman of the Year in the Big Ten; and earned unanimous consensus All-America honors. Scherff was the fifth player selected in the 2015 NFL Draft (Washington Redskins), while right tackle Andrew Donnal was selected by the St. Louis Rams in the fourth round. Center Austin Blythe was selected in the 2016 NFL Draft (Indianapolis).

Ferentz joined the Hawkeye staff after spending four years with the NFL's New England Patriots. He was recently recognized by ESPN.com as one of the top assistant coaches in the Big Ten Conference under the age of 40. Prior to joining the Hawkeyes staff, Ferentz worked under Patriots head coach Bill Belichick and current Houston Texans head coach Bill O'Brien, serving as New England's tight ends coach in 2011, helping the Patriots win the AFC championship and a spot in the 2012 Super Bowl. He was an offensive assistant coach in 2010, working exclusively with the tight ends.

LIGHTS, CAMERA, AKSHUN

RB Akrum Wadley and RB LeShun Daniels finished the year ranked seventh and ninth, respectively, in the Big Ten in rushing yards. Wadley rushed for 1,081 yards (83.2 ypg) and Daniels rushed for 1,058 yards (81.4 ypg) and they are the first set of running backs in program history to have 1,000-plus rushing yards in a single season. Wadley and Daniels combined for 2,139 rushing yards and 20 rushing touchdowns.

Both players topped 100 yards in Week 7 at Purdue, marking the first time since 2008 Iowa had two 100-yard rushers in the same game (Shonn Greene, 115; Jewel Hampton, 114 yards vs. Indiana). It marked the 24th time two players rushed for 100 yards or more in the same game, but the first time two players reached the 150-yard plateau. The duo also accomplished the feat in the win over Nebraska (Daniels 158 yards; Wadley 105 yards).

Daniels had two rushing touchdowns (1,4) against the Boilermakers. His 67-yard rush in the third quarter was the longest of his career. He finished with 23 carries for 150 yards. He added his second 150-yard, two-touchdown performance of the season Week 11 at Illinois. He had four career games of 150 rushing yards and at least two touchdowns (2015 vs. Minnesota, 195 yards, 3 TDs; 2016 at Purdue, 150 yards, 2 TDs; 2016 at Illinois, 159 yards, 2 TDs; 2016 vs. Nebraska, 158 yards, 2 TDs). He is the only player in the Ferentz era with four

such games. Shonn Greene had two such games in 2008. Daniels was named Big Ten Co-Offensive Player of the Week vs. Illinois. Wadley's 75-yard touchdown rush at Purdue was a career long rush. He finished with 15 carries for 176 yards, his sixth career 100-yard rushing game, second in a row.

The duo helped Iowa rush for 365 yards against the Boilermakers, tying for the second most rushing yardage total in the Ferentz era (Minnesota, 2002).

Daniels has 1,898 career rushing yards (16th) and Wadley 1,753 (18th). Wadley has scored 132 career points (T-20th), Daniels has scored 116 (26th). Only 39 players in program history have scored 100 or more points.

DUNCAN KICKS HAWKEYES INTO POSTSEASON

True freshman K Keith Duncan kicked a 33-yard field goal as time expired to help Iowa beat No. 2 Michigan 14-13, and become bowl eligible for the 15th time in the last 16 seasons under head coach Kirk Ferentz.

Iowa made its 30th Bowl game appearance (14-15-1) at the 2017 Outback Bowl on Jan. 2, 2017. The Hawkeyes have competed in the Rose (six times), Outback (five), Alamo (four), Holiday (three), Orange (two), Peach (two), Sun (two), Insight (two), Gator/TaxSlayer (two), and the Capital One, and Freedom bowls once.

Iowa has played 14 bowl games under Kirk Ferentz (6-8), including 10 January bowl games (4-6).

Iowa has been bowl eligible 15 of the last 16 seasons under head coach Kirk Ferentz. Iowa's 14 bowl appearances since 2001 tie as the 11th best total in the nation.

BIG TEN BOWL GAMES SINCE 2001

Iowa has posted a 6-8 bowl record under head coach Kirk Ferentz. Since the 2001 season, only Ohio State and Wisconsin have won more bowl games (including the FBS championship game), than Iowa. The following is the record for Big Ten teams in bowl games since 2001:

Team	Record	Pct.	Team	Record	Pct.
Ohio State	8-7	.533	Wisconsin	7-8	.467
IOWA	6-8	.429	Purdue	3-5	.375
Rutgers	6-3	.667	Michigan	4-9	.308
Penn State	6-7	.462	Illinois	2-3	.400
Maryland	5-5	.500	Northwestern	2-7	.222
Michigan State	5-6	.455	Minnesota	5-7	.417
Nebraska	6-8	.429	Indiana	0-3	.000

IN THE RANKINGS

These are Iowa's most recent wins vs. nationally-ranked opponents:

Home: 40-10 over #15 Nebraska, 11/25/16

14-13 over #2 Michigan, 11/12/16

24-16 over #13 Michigan, 11/5/11

Road: 40-1 over #20 Northwestern, 10/17/15

10-6 over #18 Wisconsin, 10/3/15

38-28 over #24 Michigan, 10/16/10

Neutral: 27-24 over #12 Missouri, Insight Bowl, 12/28/10

24-14 over #9 Georgia Tech, Orange Bowl, 1/5/10

30-25 over #11 LSU, Capital One Bowl, 1/1/05

I'LL TAKE THAT

Iowa was plus-six in turnover margin, sixth in the Big Ten. The Hawkeyes had 18 takeaways (nine interceptions, nine fumble recoveries) and turned nine of the 18 takeaways into touchdowns, including DB Desmond King's interception return for a touchdown Week 7 at Purdue. It was King's third career pick-six. Iowa has at least one interception return for a touchdown in each of the last nine seasons, and 14 of the last 16.

Iowa lost two fumbles in 2016, tying Nevada for the NCAA lead.

MAKING HAY IN THE RED ZONE

Iowa ranked second in the Big Ten and 30th in the nation in red zone offense. The Hawkeyes scored points on 36-of-41 trips to the red zone, including 27 touchdowns (11 pass, 16 rush) and nine field goals.

Eight different Hawkeyes scored red zone touchdowns. Iowa's 16 rushing touchdowns included seven by RB LeShun Daniels, six by RB Akrum Wadley, two by QB C.J. Beathard, and one by RB Derrick Mitchell. The 11 receiving touchdowns went to George Kittle (3), WR Matt Vandenberg (3), Wadley (2), WR Jerminic Smith (1), WR Riley McCarron (1), and TE Noah Fant (1).

HAWKEYES JOIN UPSET PARTY, DEFEAT No. 2 MICHIGAN

Iowa defeated second-ranked Michigan, 14-13, on Nov. 12 at Kinnick Stadium. It was Iowa's first win over a No. 2 team since it defeated No. 2 Michigan, 12-10, in 1985. In both 2016 and 1985, Iowa upset No. 2 Michigan the same day the third and fourth ranked teams in the nation also lost. It is the only two times in the history of the AP poll that has happened.

In 2016, Iowa defeated No. 2 Michigan, 14-13; Pitt beat No. 3 Clemson, 43-42; and USC beat No. 4 Washington, 26-13. On Saturday, Oct. 19, 1985; Rob Houghtlin kicked a 29-yard field goal as time expired to help No. 1 Iowa defeat No. 2 Michigan, 12-10. Miami defeated No. 3 Oklahoma, 27-14, and Texas defeated No. 4 Arkansas, 15-13.

LIGHTWEIGHTS DELIVER HEAVYWEIGHT KNOCKOUT

True freshman PK Keith Duncan, Iowa's lightest player at 165 pounds, and freshman DB Manny Rugamba, the Hawkeyes' lightest position player at 172 pounds, were instrumental in Iowa's 14-13 upset over No. 2 Michigan on Nov. 12. Duncan kicked a 33-yard game-winning field goal as time expired, and Rugamba intercepted a pass and recorded career highs in tackles (4) and pass breakups (3) in his first career start. Both players earned conference recognition following the game. Duncan was named Big Ten Special Teams Player of the Week, and Rugamba shared Big Ten Freshman of the Week honors. He was also named B1G Defensive Player of the Week by College Sports Madness.

FATHER'S FOOTSTEPS

Iowa had nine players on its 2016 roster whose father played for the Hawkeyes. WR Brandon Bishop (Willie in 1986), QB Drew Cook (Marv in 1985-88), OL Cole Croston (Dave in 1984-86), OL Mitch Keppy (Myron in 1986-87), LS Tyler Kluver (Todd in 1986-87), TE George Kittle (Bruce in 1977-80), DE Anthony Nelson (Jeff in 1990-92), TE Peter Pekar (Jim in 1980-81), and QB Ryan Schmidt (Rick 1984-85).

VANDEBERG TO RETURN FOR 5TH YEAR

Senior WR Matt Vandenberg missed Iowa's final nine games due to a foot injury sustained in practice on Sept. 26. Vandenberg (6-1, 190), played in the first four games of the season, leading the team in receptions, receiving yards, and receiving touchdowns (19-284-3 TDs) before the injury.

On Dec. 21, the Big Ten Conference granted the University of Iowa's medical hardship waiver request on behalf of Vandenberg and granted the wide receiver a fifth year of eligibility.

Vandenberg has 106 career receptions, tying Quinn Early for 19th in program history. He has 1,302 career receiving yards, 27th in program history.

REMOVE THE REDSHIRT

Ten true freshmen saw action in 2016, including RB Toks Akinribade, K Keith Duncan, TE Noah Fant, DB Amani Hooker, LB Amani Jones, DE Cedrick Lattimore, DB Manny Rugamba, QB Nathan Stanley, LB Kristian Welch, and WR Devonte Young.

Fant caught a touchdown pass at Purdue in Week 7, becoming the first true freshman to catch a touchdown pass since RB Jordan Canzeri in 2011.

Stanley played in seven games. He is the first true freshman to play quarterback since Drew Tate in 2003. Tate appeared in six games (no starts) and was 6-of-11 for 55 yards and one touchdown (no interceptions).

Rugamba started a defensive back the final three weeks of the regular season but was injured against Nebraska and did not play at the Outback Bowl. He became just the fourth true freshman to start at defensive back under Kirk Ferentz, joining Desmond King, Benny Sapp, and Bob Sanders.

DANIELS, MCCARRON EARN WEEKLY HONORS

RB LeShun Daniels, Jr. and WR Riley McCarron were recognized as Big Ten Conference Players of the Week for their performances in Iowa's 28-0 win at Illinois.

Daniels was named the co-Offensive Player of the Week, while McCarron shared the weekly honor as Special Teams Player of the Week. Daniels was also named Big Ten Offensive Player of the Week by College Sports Madness.

Daniels led Iowa's offense as the Hawkeyes rushed for 262 yards and gained 342 yards total offense. He matched his career high with 26 rushing attempts, gaining 159 yards. He scored twice, giving Iowa a 14-0 lead with a 1-yard plunge in the third quarter, and then scoring from 50 yards in the final period to move the advantage to 21-0.

McCarron had two punt returns against Illinois for 72 yards, including a 55-yard touchdown in the second quarter that provided the only points in the first half. He later added a 17-yard return. The Big Ten recognition was the first for both Daniels and McCarron.

JOHNSON, DUNCAN, RUGAMBA RECOGNIZED FOLLOWING MICHIGAN UPSET

University of Iowa senior DT Jaleel Johnson, freshman K Keith Duncan, and freshman DB Manny Rugamba were recognized as Big Ten Conference Players of the Week following Iowa's 14-13 win over second-ranked Michigan on Nov. 12.

Johnson was named Defensive Player of the Week, Duncan was named Special Teams Player of the Week, and Rugamba shared Freshman of the Week honors. Rugamba was named Big Ten Defensive Player of the Week vs. Michigan by College Sports Madness.

Johnson (6-foot-4, 310-pounds) recorded a career-best nine tackles, including six solo tackles and three assists. His totals included two tackles-for-loss and a sack. Johnson recorded Iowa's first points of the game, collecting a safety when he dropped Michigan's De'Veon Smith in the end zone for a safety to cut Iowa's deficit to 10-2 in the second quarter.

Rugamba (5-11, 185) started for the first time in place of senior Greg Mabin, who missed the game due to injury. Rugamba recorded two solo stops and two assists against the Wolverines. Rugamba also had his second interception of the season in the fourth quarter, and had three pass break-ups as Michigan gained just 103 passing yards. Along with the Big Ten recognition, he was named the Big Ten Defensive Player of the Week by College Sports Madness.

Duncan (5-11, 165) provided the winning margin against Michigan with a 33-yard field goal as time expired. Duncan had given the Hawkeyes an 11-10 advantage with a 25-yard field goal in the third period.

PHIL PARKER

Defensive Backs Coach of the Week vs. Minnesota by CoachingSearch.com
Defensive Backs Coach of the Week vs. Michigan by CoachingSearch.com

OFFENSIVE LINE

Earned Joe Moore Award, presented to best offensive line unit

NATHAN BAZATA

Academic All-Big Ten (third year)
Honorable mention All-Big Ten by Big Ten media

C.J. BEATHARD

Senior Bowl
Academic All-Big Ten
Permanent Team Captain, offense
Most Valuable Player, offense
Hayden Fry Award, offense
Players' Choice Award, offense
Honorable mention All-Big Ten by Big Ten media
Big Ten Offensive Player of the Week vs. Iowa State by College Sports Madness
Manning Award Preseason Watch List
Big Ten West Division Players to Watch List
Walter Camp Player of the Year Preseason Watch List
Davey O'Brien Award Preseason Watch List
Maxwell Award Preseason Watch List
CFPA National Performer of the Year Preseason Watch List
Preseason second team All-Big Ten by Athlon Sports
Preseason second team All-Big Ten by College Sports Madness

BRANDON BISHOP

Team Leader Award, special teams

IKE BOETTGER

Comeback Player of the Year
Honorable mention All-Big Ten by Big Ten coaches and media

RON COLUZZI

Permanent Team Captain, special teams
Reggie Roby Special Teams Award, specialist
Third team All-Big Ten by Big Ten coaches and media
Third team All-Big Ten by Phil Steele
Third team All-Big Ten by Athlon Sports
Big Ten Special Teams Player of the Week vs. Rutgers

DREW COOK

Team Leader Award, offense

COLE CROSTON

Brett Greenwood Award
Third team All-Big Ten by Big Ten coaches
Honorable mention All-Big Ten by Big Ten media
Preseason second team All-Big Ten by Athlon Sports
Preseason third team All-Big Ten by College Sports Madness

JAMES DANIELS

First team Sophomore All-America by Campus Insiders
Second team All-Big Ten by Athlon Sports
Third team All-Big Ten by Big Ten coaches and media
Third team All-Big Ten by Phil Steele

LESHUN DANIELS, JR.

Permanent Team Captain, offense
Most Valuable Player, offense
Hayden Fry Award, offense
Iron Hawk Award
Comeback Player of the Year
Big Ten Sportsmanship Award
Third team All-Big Ten by Athlon Sports
Honorable mention All-Big Ten by Big Ten coaches and media
Big Ten Conference Offensive Player of the Week vs. Illinois
Big Ten Offensive Player of the Week vs. Illinois by College Sports Madness
Doak Walker Award Preseason Watch List
Wuerffel Trophy Preseason Watch List
Preseason fourth team All-Big Ten by Athlon Sports

KEITH DUNCAN

Coaches Appreciation Award, special teams
Big Ten Special Teams Player of the Week vs. Michigan

FAITH EKAKITIE

Finish Strong Award

STEVE FERENTZ

Coaches Appreciation Award, offense

DANIEL GAFFEY

Team Leader Award, defense

ANTHONY GAIR

Finish Strong Award

JAKE GERVASE

Team Hustle Award, special teams
Academic All-Big Ten

PARKER HESSE

Team Hustle Award, defense
Academic All-Big Ten (second year)
Honorable mention All-Big Ten by Big Ten coaches and media
Preseason fourth team All-Big Ten by Athlon Sports

GARRET JANSEN

Academic All-Big Ten

JOSEY JEWELL

Fourth team All-America by Phil Steele
Fourth team All-America by SB Nation
Fourth team All-America by Athlon Sports
One of five finalists for Butkus Award
Permanent Team Captain, defense
Most Valuable Player, defense
Hayden Fry Award, defense
Iron Hawk Award
Players' Choice Award, defense
Academic All-Big Ten (third year)
Second team All-Big Ten by Associated Press
Second team All-Big Ten by Big Ten coaches and media
Second team All-Big Ten by Athlon Sports
Second team All-Big Ten by Phil Steele
Bronko Nagurski Trophy Preseason Watch List
Butkus Award Preseason Watch List
Preseason third team All-America by Athlon Sports
Preseason second team All-Big Ten by Athlon Sports
Preseason third team All-Big Ten by College Sports Madness

JALEEL JOHNSON

Senior Bowl
Team Hustle Award, defense
First team All-Big Ten by Associated Press
First team All-Big Ten by Big Ten coaches
First team All-Big Ten by Athlon Sports
Second team All-Big Ten by Big Ten media
Second team All-Big Ten by Phil Steele
Big Ten Defensive Player of the Week vs. Michigan
Outland Trophy Preseason Watch List
Preseason second team All-Big Ten by Athlon Sports
Preseason second team All-Big Ten by College Sports Madness

DESMOND KING

Senior Bowl
First team All-America by USA Today
First team All-America by SI.com
First team All-America by Pro Football Focus
First team All-America by Athlon Sports
First team All-America by College Sports Madness
Second team All-America by Walter Camp Foundation
Second team All-America by the Associated Press
Second team All-America by Football Writers Association of America
Second team All-America by Phil Steele
Second team All-America by SB Nation
Permanent Team Captain, defense
Hayden Fry Award, defense
Reggie Roby Special Teams Award, specialist
First team All-Big Ten by Associated Press
First team All-Big Ten by Big Ten coaches media
First team All-Big Ten by Athlon Sports (defensive back)
First team All-Big Ten by Phil Steele (defensive back)
First team All-Big Ten by Phil Steele (kickoff returns)
Second team All-Big Ten by Athlon Sports (punt returns)
Second team All-Big Ten return specialist by Big Ten coaches and media
Third team All-Big Ten by Phil Steele (punt returns)
Semifinalist for Lott IMPACT Trophy
Semifinalist for Jim Thorpe Award
Semifinalist for Bednarik Award
Big Ten West Division Players to Watch List
Walter Camp Player of the Year Preseason Watch List
Bednarik Award Preseason Watch List
Bronko Nagurski Trophy Preseason Watch List
Lott IMPACT Trophy Watch List
Jim Thorpe Award Preseason Watch List
Paul Hornung Award Preseason Watch List
Preseason first team All-America by Athlon Sports
Preseason first team All-America by College Sports Madness
Preseason first team All-America by footballgameplan.com
Preseason first team All-Big Ten by Athlon Sports
Preseason first team All-Big Ten by College Sports Madness
Preseason second team All-Big Ten by Athlon Sports (punt returns)
Preseason second team All-Big Ten by College Sports Madness (kick returns)
Preseason third team All-Big Ten by Athlon Sports (KO returns)
Preseason third team All-Big Ten by College Sports Madness (punt returns)

GEORGE KITTLE

Team Hustle Award, offense
Academic All-Big Ten (fourth year)
Honorable mention All-Big Ten by Big Ten coaches and media
John Mackey Award Mid-Season Watch List
John Mackey Award Preseason Watch List
Preseason third team All-Big Ten by College Sports Madness
Preseason fourth team All-Big Ten by Athlon Sports

TYLER KLUVER

Team Hustle Award, special teams

DRAKE KULICK

Coaches Appreciation Award, special teams
Academic All-Big Ten

GREG MABIN

Coaches Appreciation Award, defense
Honorable mention All-Big Ten by Big Ten coaches

RILEY MCCARRON

Brett Greenwood Award
Academic All-Big Ten (fourth year)
Hayden Fry Award, offense
Honorable mention All-Big Ten by Big Ten coaches and media
Big Ten Conference Special Teams Player of the Week vs. Illinois
Dante Hall Award Watch List

ANTHONY NELSON

Academic All-Big Ten
Big Ten Freshman of the Week vs. Miami, Ohio

MATT NELSON

Academic All-Big Ten (second year)

BEN NIEMANN

Academic All-Big Ten

NICK NIEMANN

Team Leader Award, defense

LEVI PAULSEN

Academic All-Big Ten

PETER PEKAR

Academic All-Big Ten
Next Man In Award, offense

MIGUEL RECINOS

Academic All-Big Ten

KEEGAN RENDER

Next Man In Award, offense

BRADY ROSS

Academic All-Big Ten

MANNY RUGAMBA

Next Man In Award, defense
Big Ten Conference Freshman of the Week vs. Michigan
Big Ten Defensive Player of the Week vs. Michigan by College Sports
Madness

BRANDON SNYDER

Academic All-Big Ten (second year)

JACOB SOBOTKA

Team Leader Award, defense

KYLE TAYLOR

Team Leader Award, special teams

MILES TAYLOR

Team Hustle Award, defense

MATT VANDEBERG

Preseason third team All-Big Ten by Athlon Sports

NATE VEJVODA

Academic All-Big Ten

AKRUM WADLEY

Team Hustle Award, offense
Third team All-Big Ten by Big Ten coaches
Third team All-Big Ten by Athlon Sports
Third team All-Big Ten by Phil Steele
Honorable mention All-Big Ten by Big Ten media
Big Ten Player of the Week vs. Michigan, by the Rose Bowl Game

KEVIN WARD

Reggie Roby Special Teams Award, specialist
Academic All-Big Ten (second year)

RYAN WARD

Forest Evashevski Scholastic Achievement Award
Coaches Appreciation Award, offense
Academic All-Big Ten (second year)

SEAN WELSH

Team Hustle Award, offense
Academic All-Big Ten
Second team All-America by USA Today
Second team All-Big Ten by Athlon Sports
Third team All-Big Ten by Big Ten coaches and media
Third team All-Big Ten by Phil Steele
Rimington Award Preseason Watch List
Preseason second team All-America by Athlon Sports
Preseason first team All-Big Ten by Athlon Sports
Preseason second team All-Big Ten by College Sports Madness

NATE WIETING

Academic All-Big Ten

TOREN YOUNG

Team Leader Award, offense

Iowa 45, Miami 21

Sept. 3, 2016, Kinnick Stadium -- Iowa City, Iowa

Miami (Ohio)	0	7	7	7	--	21
Iowa	21	7	7	10	--	45

GAME RECAP

No. 15/17 Iowa rushed for five touchdowns en route to a 45-21 victory over Miami University at Kinnick Stadium. The 45 points are the most points by a Hawkeye team in a season opener since posting 46 against Maine in 2008.

The Hawkeyes sprinted out to a 21-0 advantage in the first quarter after touchdown runs of 1, 11, and 43 yards by Hawkeye tailbacks.

Akrum Wadley rushed for a game-best 121 yards and two touchdowns, LeShun Daniels carried the ball 10 times for 83 yards and two scores, while Derrick Mitchell had 12 yards and a touchdown on two attempts.

Iowa's offense ran only 50 plays, but totaled 404 yards, averaging 8.1 yards per play. Directing the Hawkeye offense was quarterback C.J. Beathard, who completed 13-of-20 passes for 192 yards and one touchdown. The senior signal caller completed his first eight passes of the contest.

Matt VandeBerg caught a team-best four passes for 99 yards, while Jerminic Smith had three catches for 51 yards, including his first career touchdown reception.

The Hawkeye defense forced and recovered three Miami fumbles -- two of which came in the first period -- while the Iowa offense converted the RedHawk miscues into 21 points.

Linebackers Ben Niemann and Bo Bower led the Hawkeyes in tackles, registering nine and eight, respectively. Middle linebacker Josey Jewell missed a majority of the game after being disqualified for targeting in the first quarter.

Last year's Jim Thorpe Award winner, Desmond King, had five tackles and amassed 85 yards in returns on special teams; 70 yards on two kickoff returns and 15 yards on one punt return.

True freshman Keith Duncan was perfect in his collegiate debut at placekicker for the Hawkeyes, converting all six PAT's and making his only field goal attempt (22 yards).

Daniels and his brother James (center) became the first Hawkeye brothers to start in the same game since Kent (SS) and Kevin (DB) Ellis in 1980.

The win was Iowa's eighth straight home win and 13th consecutive regular season triumph, dating back to 2015.

SCORING SUMMARY

First Quarter

IA -- LeShun Daniels, 1-yard run (Duncan kick)

IA -- Akrum Wadley, 11-yard run (Duncan kick)

IA -- LeShun Daniels, 43-yard run (Duncan kick)

Second Quarter

MIAMI -- Alonzo Smith 3-yard run (Dowd kick)

IA -- Akrum Wadley, 5-yard run (Duncan kick)

Third Quarter

IA -- Jerminic Smith, 12-yard pass from C.J. Beathard (Duncan kick)

MIAMI -- James Gardner, 29-yard pass from Bill Bahl (Dowd kick)

Fourth Quarter

MIAMI -- James Gardner, 8-yard pass from Bill Bahl (Dowd kick)

IA -- Keith Duncan, 22-yard field goal

IA -- Derrick Mitchell, 5-yard run (Duncan kick)

Attendance: 68,390

IOWA	TEAM STATS	MIAMI
17	First Downs	25
29-212	Rushes-Yards	41-158
192	Passing Yards	266
13-21-0	Com-Att-Int	19-29-0
50-404	Total Offense	70-424
3-41.7	Punts-Avg.	2-39.0
2-0	Fumbles-Lost	3-3
3-35	Penalties-Yards	5-22
23:39	Possession Time	36:21

INDIVIDUAL LEADERS

RUSHING:

IOWA: Wadley 12-121; Daniels 10-83

MIAMI: Coprich 13-32; Tibbits 1-4

PASSING:

IOWA: Beathard 13-20-192, 1 TD, 0 INT

MIAMI: Bahl 19-29-266, 2 TD, 0 INT

RECEIVING:

IOWA: VandeBerg 4-99; Smith 3-51; Wadley 3-21

MIAMI: Williams 6-113; Gardner 6-95; Murphy 2-23

TACKLES:

IOWA: Niemann 9; Bower 8; Snyder 7

MIAMI: Koenig 5; Moses 5; Reid 5

Iowa 42, Iowa State 3

Sept. 10, 2016, Kinnick Stadium, Iowa City, Iowa

Iowa State	3	0	0	0	--	3
Iowa	14	14	14	0	--	42

GAME RECAP

Iowa scored 14 points in each of the first three quarters to post a convincing 42-3 victory over Iowa State at Kinnick Stadium and retain possession of the Cy-Hawk Trophy.

The 39-point victory and Iowa's 42 points are the largest margin of victory and the Hawkeyes' most points scored in the series since a 63-20 Iowa win in 1997.

Five different players scored Iowa's six touchdowns -- Akrum Wadley (2), George Kittle, LeShun Daniels, C.J. Beathard, and Matt VandeBerg.

Iowa jumped out to a 14-0 advantage after Beathard touchdown passes of nine and 26 yards to Kittle and Wadley, respectively.

The Hawkeyes added a pair of second-quarter touchdowns on a VandeBerg 12-yard scoring reception and a Beathard 1-yard plunge.

Iowa's third quarter touchdowns were scored by Wadley (3-yard run) and Daniels (43-yard run). It marked the second consecutive game that Daniels ran for a 43-yard touchdown.

Beathard finished the contest completing 19-of-28 passes for 235 yards and four touchdowns (3 passing, 1 rushing). The signal caller became the 10th Iowa quarterback to surpass 4,000 career passing yards in the second half.

Daniels rushed for a game-best 112 yards and one touchdown on 15 attempts. It marked the third time in his career the senior rushed for over 100 yards.

VandeBerg had a game and career-high 129 yards receiving with one touchdown on seven catches. The senior receiver has topped 100 yards receiving twice in his career with both contests coming against Iowa State.

Defensively, linebacker Josey Jewell led the Hawkeyes with nine tackles. Defensive tackle Jaleel Johnson had seven tackles, including two sacks. Linebacker Ben Niemann had three tackles and intercepted the first pass of his career in the third quarter, which resulted in an Iowa touchdown two plays later.

The Hawkeye defense limited Iowa State to 16 first downs, 291 yards of total offense, and 3-of-15 on third downs.

SCORING SUMMARY

First Quarter

IA -- George Kittle, 9-yard pass from C.J. Beathard (Duncan kick)

IA -- Akrum Wadley, 26-yard pass from C.J. Beathard (Duncan kick)

ISU -- Cole Netten, 31-yard field goal

Second Quarter

IA -- Matt VandeBerg, 12-yard pass from C.J. Beathard (Duncan kick)

IA -- C.J. Beathard, 1-yard run (Duncan kick)

Third Quarter

IA -- Akrum Wadley, 3-yard run (Duncan kick)

IA -- LeShun Daniels, 43-yard run (Duncan kick)

Attendance: 70,585

IOWA	TEAM STATS	ISU
25	First Downs	16
36-198	Rushes-Yards	35-126
237	Passing Yards	165
20-30-0	Com-Att-Int	14-35-1
66-435	Total Offense	70-291
5-43.0	Punts-Avg.	9-35.6
0-0	Fumbles-Lost	0-0
5-35	Penalties-Yards	10-73
32:08	Possession Time	27:52

INDIVIDUAL LEADERS

RUSHING:

IOWA: Daniels 15-112; Wadley 9-49

ISU: Nwangwu 7-31; Warren 7-28

PASSING:

IOWA: Beathard 19-28-235, 3 TD, 0 INT

ISU: Lanning 8-20-86, 0 TD, 1 INT; Park 6-15-79, 0 TD, 0 INT

RECEIVING:

IOWA: VandeBerg 7-129; McCarron 4-31; Kittle 3-26

ISU: Lazard 7-111; Epps 2-8

TACKLES:

IOWA: Jewell 9; Johnson 7; Mabin 6

ISU: Peavy 7, Mills 6; Northrup 6

North Dakota State 23, Iowa 21

Sept. 17, 2016, Kinnick Stadium, Iowa City, Iowa

North Dakota State	7	0	7	9	--	23
Iowa	0	14	7	0	--	21

GAME RECAP

North Dakota State scored the final nine points, including a game-winning 37-yard field goal as time expired, to upend 11th-ranked Iowa, 23-21, at Kinnick Stadium and snap a nine-game home win streak for the Hawkeyes.

The Bison jumped out to a 7-0 advantage in the first quarter after M.J. Stumpf returned a QB C.J. Beathard interception 21 yards for a touchdown. Beathard was hit as he released the ball and Stumpf plucked the ball out of the air.

Iowa scored a pair of touchdowns in the second quarter to take a 14-7 advantage into halftime. WR Riley McCarron caught a career-long 30-yard touchdown pass on a fourth-down play to even the score. The Hawkeyes grabbed a 14-7 lead on their next possession, going 83 yards in three plays, with Matt VandeBerg capping the drive with a 14-yard scoring reception from Beathard.

North Dakota State, winners of five consecutive FCS championships, tied the contest midway through the third quarter on a 1-yard run by RB King Frazier.

Iowa reclaimed the lead on its next possession with a VandeBerg 9-yard catch, his second scoring reception of the game.

North Dakota State closed the game with a Chase Morlock 7-yard touchdown reception and a Cam Pedersen 37-yard field goal in the fourth period. The Bison limited the Hawkeyes to seven plays for -9 yards over the last 15 minutes of the game.

Beathard, who lost his first regular season game in 16 starts, completed 11-of-22 passes for 152 yards and three touchdowns. NDSU quarterback Easton Stick completed 11-of-19 passes for 124 yards and one touchdown.

TE George Kittle led all receivers with five catches and a career-best 110 yards. RB LeShun Daniels had 14 rushes for 29 yards.

North Dakota State totaled 363 yards of offense, with 239 of those yards coming on the ground. The Bison also had the advantage in time of possession, maintaining possession for 36:40 compared to 23:20 for Iowa.

Defensively, three Hawkeye linebackers registered 11 tackles: Josey Jewell, Ben Niemann, and Bo Bower. Niemann and Bower's totals were career bests. FS Brandon Snyder intercepted the first pass of his career in the first half.

SCORING SUMMARY
First Quarter

NDSU -- M.J. Stumpf, 21-yard interception return (Pedersen kick)

Second Quarter

IA -- Riley McCarron, 30-yard pass from C.J. Beathard (Duncan kick)

IA -- Matt VandeBerg, 14-yard pass from C.J. Beathard (Duncan kick)

Third Quarter

NDSU -- King Frazier, 1-yard run (Pedersen kick)

IA -- Matt VandeBerg, 9-yard pass from C.J. Beathard (Duncan kick)

Fourth Quarter

NDSU -- Chase Morlock, 7-yard pass from Easton Stick (Stick pass failed)

NDSU -- Cam Pedersen, 37-yard field goal

Attendance: 70,585

NDSU	TEAM STATS	IOWA
21	First Downs	21
49-239	Rushes-Yards	25-34
124	Passing Yards	197
11-19-1	Com-Att-Int	13-24-1
68-363	Total Offense	49-231
5-31.6	Punts-Avg.	6-45.5
2-0	Fumbles-Lost	1-0
1-15	Penalties-Yards	3-16
36:40	Possession Time	23:20

INDIVIDUAL LEADERS
RUSHING:

IOWA: Daniels 14-29; Wadley 4-20

NDSU: Frazier 16-99; Dunn 11-61

PASSING:

IOWA: Beathard 11-22-152, 3 TD, 1 INT; Stanley 2-2-45, 0 TD, 0 INT

NDSU: Stick 11-19-124, 1 TD, 1 INT

RECEIVING:

IOWA: Kittle 5-110, VandeBerg 4-39; McCarron 1-30

NDSU: Shepherd 3-23; Wentz 2-38; Anderson 2-38

TACKLES:

IOWA: Niemann 11; Jewell 11; Bower 11

NDSU: DeLuca 8; Grimsley 6; Ambrosius 4

Iowa 14, Rutgers 7

Sept. 24, 2016, High Point Solutions Stadium, Piscataway, New Jersey

Iowa	0	7	0	7	--	14
Rutgers	0	0	0	7	--	7

GAME RECAP

Akrum Wadley scored the game-winning touchdown on a 26-yard run in the fourth quarter to lift Iowa to a 14-7 victory over Rutgers in the Big Ten opener for both teams at High Point Solutions Stadium. The contest was the first-ever meeting between the two teams.

Wadley, a native of Newark, New Jersey, finished the contest with a team-best 122 all-purpose yards (84 rushing yards; 38 receiving yards).

After 29 minutes of scoreless football, tight end George Kittle caught a 36-yard pass from quarterback C.J. Beathard for a touchdown with 34 seconds left in the first half. The Hawkeyes drove 99 yards in eight plays in 90 seconds to take a 7-0 advantage into the locker room.

The Scarlet Knights evened the contest with 12:45 remaining in the fourth quarter when Andre Patton caught a 14-yard pass from quarterback Chris Laviano.

On Rutgers' next offensive possession, Iowa safety Brandon Snyder forced and recovered a fumble on the Scarlet Knights' 21-yard line. Following a five-yard false start penalty, Wadley scored the game-winning touchdown on Iowa's next play from scrimmage.

Beathard completed 12-of-23 passes for 162 yards and a touchdown to win his 10th straight Big Ten regular season game.

Kittle caught two passes for 56 yards -- both on the 99-yard scoring drive in the second period -- to lead Hawkeye receivers.

LeShun Daniels, Jr. complemented Wadley's rushing totals with 77 yards on 13 carries.

In addition to Snyder's forced fumble and recovery, the sophomore safety was credited with a career-high 13 tackles. His lone tackle for loss came on a Rutgers fourth down play with under five minutes to play. Linebacker Josey Jewell totaled 12 stops, while defensive end Parker Hesse collected a personal-best two sacks. The Hawkeye defense held the Scarlet Knights to 27 points below their season average entering the game (34.0 ppg).

Iowa's Ron Coluzzi punted seven times for a 42.0 average, including placing four kicks inside the 20. His efforts earned the senior Big Ten Special Teams Player of the Week honors.

Laviano completed 13-of-24 passes for 190 yards and a touchdown, while Robert Martin rushed a game-high 106 yards on 21 attempts for the Scarlet Knights.

SCORING SUMMARY
Second Quarter

IA -- George Kittle, 36-yard pass from C.J. Beathard (Duncan kick)

Fourth Quarter

RU -- Andre Patton, 14-yard pass from Chris Laviano (Bonagura kick)

IA -- Akrum Wadley, 26-yard run (Duncan kick)

Attendance: 44,061

IOWA	TEAM STATS	RUTGERS
19	First Downs	21
38-193	Rushes-Yards	53-193
162	Passing Yards	190
12-23-0	Com-Att-Int	13-24-0
61-355	Total Offense	77-383
7-42.0	Punts-Avg.	6-40.5
0-0	Fumbles-Lost	1-1
7-57	Penalties-Yards	4-50
29:19	Possession Time	30:41

INDIVIDUAL LEADERS
RUSHING:

IOWA: Wadley 12-84; Daniels 13-77

RU: Martin 21-106; Goodwin 11-74

PASSING:

IOWA: Beathard 12-23-162, 1 TD, 0 INT

RU: Laviano 13-24-190, 1 TD, 0 INT

RECEIVING:

IOWA: VandeBerg 4-17; Kittle 2-56; Wadley 2-38

RU: Grant 5-98; Patton 3-33; Harris 3-21

TACKLES:

IOWA: Snyder 13; Jewell 12; Taylor 8

RU: Hester 10; Morris 8; Roberts 8

Northwestern 38, Iowa 31
Oct. 1, 2016, Kinnick Stadium, Iowa City, Iowa

Northwestern	10	7	14	7	--	38
Iowa	7	14	3	7	--	31

GAME RECAP

Northwestern's Austin Carr caught three touchdowns -- two in the second half -- to help the Wildcats spoil Iowa's Homecoming with a 38-31 win over the Hawkeyes in Kinnick Stadium.

With Iowa leading 24-17, Northwestern scored touchdowns on three straight possessions spanning the third and fourth quarters to give the visitors a 38-24 advantage. The Hawkeyes closed the margin to 38-31 after a 1-yard scoring run by LeShun Daniels, Jr. with 8:10 remaining in the contest. However, Northwestern thwarted a potential game-tying drive by the Hawkeyes by intercepting a QB C.J. Beathard pass on its 36-yard line with 58 seconds left.

The Wildcats led 10-7 after the first period, scoring on a Clayton Thorson 4-yard scoring run and 25-yard Jack Mitchell field goal. Iowa's first points came on RB Akrum Wadley's 5-yard touchdown run, which was setup by Desmond King's 32-yard punt return. King finished the contest with a game-best 162 yards in returns (85 kickoffs, 77 punts).

Northwestern took a 17-7 lead early in the second quarter on an 11-yard touchdown pass from Thorson to Carr. The Hawkeyes took a 21-17 lead into half after scoring touchdowns on consecutive possessions in the second period. Wadley scored for the second time -- this time from six yards -- and Riley McCarron caught a 15-yard pass from Beathard.

Iowa extended its lead to 24-17 with a 24-yard PK Keith Duncan field goal on its first possession of the third period. Northwestern scored three second-half touchdowns via a pair of Carr receptions (16, 25) and a Justin Jackson 58-yard run.

Beathard completed 19-of-27 passes for 204 yards, with one touchdown and one interception. Thorson completed 18-of-30 passes for 164 yards and three touchdowns for Northwestern.

Daniels led Iowa's ground attack with 72 yards and one touchdown on 17 carries, while Riley McCarron paced the Hawkeye receivers with a team-best 170 all-purpose yards. McCarron had career highs in receptions (8) and receiving yards (78), while also registering 92 yards in returns (54 kickoffs, 38 punts).

Iowa linebacker Josey Jewell led all tacklers with a personal-best 16 tackles, including 1.5 for loss. Lineman Ifeadi Odenigbo had four of Northwestern's six sacks

SCORING SUMMARY

First Quarter

- NU -- Clayton Thorson, 4-yard run (Mitchell kick)
- IA -- Akrum Wadley, 5-yard run (Duncan kick)
- NU -- Jack Mitchell, 25-yard field goal

Second Quarter

- NU -- Austin Carr, 11-yard pass from Clayton Thorson (Mitchell kick)
- IA -- Akrum Wadley, 6-yard run (Duncan kick)
- IA -- Riley McCarron, 15-yard pass from C.J. Beathard (Duncan kick)

Third Quarter

- IA -- Keith Duncan, 24-yard field goal
- NU -- Austin Carr, 16-yard pass from Clayton Thorson (Mitchell kick)
- NU -- Justin Jackson, 58-yard run (Mitchell kick)

Fourth Quarter

- NU -- Austin Carr, 25-yard pass from Clayton Thorson (Mitchell kick)
- IA -- LeShun Daniels, 1-yard run (Duncan kick)

Attendance: 67,047

NU	TEAM STATS	IOWA
20	First Downs	15
42-198	Rushes-Yards	41-79
164	Passing Yards	204
18-30-0	Com-Att-Int	19-27-1
72-362	Total Offense	68-283
7-43.9	Punts-Avg.	8-40.1
1-1	Fumbles-Lost	2-0
1-5	Penalties-Yards	6-70
28:21	Possession Time	31:39

INDIVIDUAL LEADERS

RUSHING:

IOWA: Daniels 17-72; Wadley 14-35
NU: Jackson 26-171; Thorson 9-11

PASSING:

IOWA: Beathard 19-27-204, 1 TD, 1 INT
NU: Thorson 18-30-164, 3 TD, 0 INT

RECEIVING:

IOWA: McCarron 8-78; Smith 3-58;
Scheel 2-26

NU: Carr 6-73; Jackson 3-13; Skowronek 2-11

TACKLES:

IOWA: Jewell 16; Snyder 9; Bower 8
NU: Walker 10; Prater 8; Igwebuike 7

Iowa 14, Minnesota 7

Oct. 8, 2016, TCF Bank Stadium, Minneapolis, Minnesota

Iowa	0	3	3	8	--	14
Minnesota	0	0	7	0	--	7

GAME RECAP

Junior RB Akrum Wadley scored the game-winning touchdown on a 54-yard run with 5:28 left in the fourth quarter in a 14-7 Iowa victory over Minnesota played at TCF Bank Stadium.

With the win, Iowa retains possession of the Floyd of Rosedale traveling trophy and extended its road win streak to eight games, tying a school record. The Hawkeyes have won seven straight Big Ten road games, its longest streak in school history, and have won six straight trophy games.

Iowa took a 3-0 lead into halftime after a K Keith Duncan 22-yard field goal in the second quarter. The Hawkeyes extended their lead to 6-0 on Duncan's second field goal, this one from 28 yards on their first drive of the third quarter.

Minnesota claimed a 7-6 lead on a 9-yard scoring run by Shannon Brooks on its first offensive possession of the second half. That remained the score until Wadley scored from 54 yards -- Iowa's longest play from scrimmage this season. RB LeShun Daniels, Jr., followed the touchdown run with a 2-point conversion rush. The score for Wadley pushed his career scoring total to 102 points.

The Gophers had an opportunity to even the score, driving to Iowa's 13-yard line in the final minute. However, Iowa's defense stood tall, forcing four straight incomplete passes.

Beathard completed 17-of-31 passes for 142 yards, improving to 8-0 in true road games as a starter. The Hawkeye signal caller helped engineer Iowa's fifth fourth-quarter game-winning drive the last two years.

Wadley finished with 107 yards and a TD on 14 attempts. His rushing totals pushed Wadley over the 1,000 rushing yards milestone, becoming the 46th Hawkeye to accomplish the feat.

WR Riley McCarron led the team in receiving for the second straight game, catching six passes for 62 yards.

Defensively, Iowa forced eight three-and-outs and collected three takeaways. FS Brandon Snyder was responsible for two of Iowa's three takeaways, recovering a fumble and intercepting a pass. True freshman CB Manny Rugamba intercepted his first career pass to account for the third takeaway.

Iowa won its first two Big Ten road games by identical 14-7 scores (Rutgers, Minnesota). The Hawkeyes have won two road contests, while scoring 14 or fewer points in the same season, for the first time since 1928.

SCORING SUMMARY

Second Quarter

- IA -- Keith Duncan, 22-yard field goal

Third Quarter

- IA -- Keith Duncan, 28-yard field goal
- MINN -- Shannon Brooks, 9-yard run (Carpenter kick)

Fourth Quarter

- IA -- Akrum Wadley, 54-yard run (L. Daniels run)

Attendance: 49,145

IOWA	TEAM STATS	MINN
17	First Downs	13
41-179	Rushes-Yards	29-102
142	Passing Yards	166
17-31-2	Com-Att-Int	13-33-2
72-321	Total Offense	62-268
6-37.8	Punts-Avg.	9-42.9
3-1	Fumbles-Lost	2-1
4-32	Penalties-Yards	8-58
34:55	Possession Time	25:05

INDIVIDUAL LEADERS

RUSHING:

IOWA: Wadley 14-107; Daniels 17-66
MINN: Brooks 10-55; Smith 11-44

PASSING:

IOWA: Beathard 17-31-142, 0 TD, 2 INT
MINN: Leidner 13-33-166, 0 TD, 2 INT

RECEIVING:

IOWA: McCarron 6-62; Kittle 4-39; Smith 2-20
MINN: Wolitarsky 5-58; Smith 3-60; Still 2-36

TACKLES:

IOWA: Bower 7; Mabin 6; Niemann 6
MINN: Celestin 13; Lynn 9; Rallis 7; Hardin 7; Travis 7

Iowa 49, Purdue 35

Oct. 15, 2016, Ross-Ade Stadium, West Lafayette, Indiana

Iowa	21	14	7	7	--	49
Purdue	0	7	7	21	--	35

GAME RECAP

Six different Hawkeyes scored touchdowns en route to a 49-35 Iowa win at Purdue. The win extended Iowa's school-record road win streak to nine games.

Iowa scored touchdowns on all three of its first-quarter possessions to take a commanding 21-0 lead after 15 minutes. RB LeShun Daniels, Jr. and QB C.J. Beathard scored on runs of one and 15 yards, respectively. WR Riley McCarron caught a career-long 42-yard pass from Beathard on Iowa's third offensive possession.

Daniels crossed the goal line with a 4-yard run to extend Iowa's advantage to 28-0 in the second quarter. Daniels has posted five multi-touchdown games in his career, two coming against the Boilermakers. After a Purdue touchdown, RB Akrum Wadley scampered a career-long 75 yards for a score to give the Hawkeyes a 35-7 halftime cushion. Iowa traded touchdowns on five-of-six first-half possessions.

Iowa and Purdue traded touchdowns in the third period. The Hawkeyes' sixth touchdown was scored by true freshman TE Noah Fant on a 5-yard pass from Beathard. The scoring reception was the first of Fant's career.

Iowa's final score came via DB Desmond King. The Hawkeye senior returned his first interception of the season 41 yards for a touchdown. It marked the ninth straight season the Hawkeyes have returned at least one interception for a touchdown. It marked the third career pick-six for King.

Iowa rushed for a season-high 365 yards on 53 attempts. The 365 yards equal the second most yards gained on the ground during the Kirk Ferentz era. The 49 points are the most the Hawkeyes have ever scored at Ross-Ade Stadium and are the most scored by Iowa in a Big Ten contest since scoring 55 against Minnesota in 2008.

Wadley (170) and Daniels (156) combined for 326 yards and three touchdowns on the ground. It marked the first time since 2008 that a pair of Hawkeye running backs eclipsed the century mark in the same game.

Beathard completed 10-of-17 passes for 140 yards and accounted for three touchdowns (2 pass, 1 rush), while Purdue's David Blough completed 30-of-60 passes for 458 yards and five touchdowns.

Iowa's defense yielded a season-low 46 yards rushing. In addition to the interception, King had four tackles, while linebacker Bo Bower had a team-high 10 stops.

SCORING SUMMARY
First Quarter

IA -- LeShun Daniels, 1-yard run (Duncan kick)

IA -- C.J. Beathard, 15-yard run (Duncan kick)

IA -- Riley McCarron, 42-yard pass from C.J. Beathard (Duncan kick)

Second Quarter

IA -- LeShun Daniels, 4-yard run (Duncan kick)

PUR -- Brycen Hopkins, 25-yard pass from David Blough (Dellinger kick)

IA -- Akrum Wadley, 75-yard run (Duncan kick)

Third Quarter

PUR -- Cole Herdman, 53-yard pass from David Blough (Dellinger kick)

IA -- Noah Fant, 5-yard pass from C.J. Beathard (Duncan kick)

Fourth Quarter

PUR -- Bilal Marshall, 7-yard pass from David Blough (Dellinger kick)

PUR -- DeAngelo Yancey, 54-yard pass from David Blough (Dellinger kick)

IA -- Desmond King, 41-yard interception return (Duncan kick)

PUR -- Brycen Hopkins, 37-yard pass from David Blough (Dellinger kick)

Attendance: 40,239

IOWA	TEAM STATS	PUR
24	First Downs	24
53-365	Rushes-Yards	22-46
155	Passing Yards	458
12-20-0	Com-Att-Int	30-60-1
73-520	Total Offense	82-504
6-34.0	Punts-Avg.	5-41.4
0-0	Fumbles-Lost	0-0
12-95	Penalties-Yards	6-38
36:06	Possession Time	23:54

INDIVIDUAL LEADERS
RUSHING:

IOWA: Wadley 14-170; Daniels 24-156

PUR: Jones 9-33; Lankford-Johnson 3-9;

Worship 3-9

PASSING:

IOWA: Beathard 10-17-140, 2 TD, 0 INT

PUR: Blough 30-60-458, 5 TD, 1 INT

RECEIVING:

IOWA: McCarron 4-74; Kittle 2-31

PUR: Herdman 7-104; Marshall 4-65;

Jones 4-30

TACKLES:

IOWA: Bower 10; Jewell 7; Taylor 4;

Hesse 4; King 4

PUR: Bailey 11; Clark 9; Parker 9; Wilson 8

#10 Wisconsin 17, Iowa 9

Oct. 22, 2016, Kinnick Stadium, Iowa City, Iowa

Wisconsin	0	7	7	3	--	17
Iowa	0	6	0	3	--	9

GAME RECAP

No. 10 Wisconsin limited Iowa to three field goals and held on for a 17-9 win over the Hawkeyes in Kinnick Stadium. The Badgers snapped Iowa's six-game win streak in rivalry trophy games and regained possession of the Heartland Trophy.

The visitors scored first at the 10:06 mark of the second period on a 17-yard touchdown strike from QB Bart Houston to TE Troy Fumagalli.

The Hawkeyes kicked field goals of 41 and 47 yards by Keith Duncan and Miguel Recinos, respectively, in the second period and trailed 7-6 at halftime. The Recinos field goal was the first of his career.

Prior to the Recinos field goal, Iowa LB Josey Jewell forced a Wisconsin fumble on Iowa's goal line, which CB Desmond King recovered in the end zone to thwart the Badger scoring threat and keep it a one-possession game.

The Badgers increased their lead to 14-6 after a RB Corey Clement 1-yard score with 7:20 remaining in the third quarter.

After missing his first two field goal attempts, K Andrew Endicott split the uprights from 36 yards with 1:24 left in the fourth quarter to extend Wisconsin's advantage to 17-6.

Desmond King returned the ensuing kickoff 77 yards, which resulted in a 25-yard field goal by Duncan as Iowa trimmed the deficit to 17-9. Iowa attempted an onside kick, but the Hawkeyes were unable to come away with the ball before it bounced out-of-bounds.

Wisconsin totaled 423 yards of offense, converted 8-of-17 on third downs, committed no penalties, and maintained possession for 37:02. The win marked the sixth straight time in the series that the visiting team came away victorious.

Wisconsin's Alex Hornibrook completed 11-of-19 passes for 197 yards, while Clement rushed for a game-high 134 yards and one touchdown on 35 attempts.

Iowa QB C.J. Beathard completed 17-of-33 passes for 153 yards. RB Akrum Wadley led the team with 116 all-purpose yards; 72 yards coming on a game and career-high seven receptions. WR Riley McCarron had six catches for 47 yards.

Defensively, Jewell (16) and King (12) each equaled career highs in tackles. DT Jaleel Johnson was credited with a personal-high two sacks.

SCORING SUMMARY
Second Quarter

WIS -- Troy Fumagalli, 17-yard pass from Bart Houston (Endicott kick)

IA -- Keith Duncan, 41-yard field goal

IA -- Miguel Recinos, 47-yard field goal

Third Quarter

WIS -- Corey Clement, 1-yard run (Endicott kick)

Fourth Quarter

WIS -- Andrew Endicott, 36-yard field goal

IA -- Keith Duncan, 25-yard field goal

Attendance: 70,585

WIS	TEAM STATS	IOWA
20	First Downs	14
48-167	Rushes-Yards	27-83
256	Passing Yards	153
15-25-0	Com-Att-Int	17-33-0
73-423	Total Offense	60-236
5-30.2	Punts-Avg.	8-41.1
1-1	Fumbles-Lost	2-0
0-0	Penalties-Yards	5-30
37:02	Possession Time	22:58

INDIVIDUAL LEADERS
RUSHING:

IOWA: Wadley 10-44; Daniels 10-35

WIS: Clement 35-134; Taylor 2-24

PASSING:

IOWA: Beathard 17-33-153, 0 TD, 0 INT

WIS: Hornibrook 11-19-197, 0 TD, 0 INT; Houston 4-6-59, 1 TD, 0 INT

RECEIVING:

IOWA: Wadley 7-72; McCarron 6-47

WIS: Ogunbowale 4-51; Peavy 3-26; Fumagalli 2-38

TACKLES:

IOWA: Jewell 16; King 12; Niemann 8

WIS: Cichy 10; Dooley 7; Edwards 7; Dixon 6

#12 Penn State 41, Iowa 14

Nov. 5, 2016, Beaver Stadium, University Park, Pennsylvania

Iowa	0	7	0	7	--	14
Penn State	7	17	3	14	--	41

GAME RECAP

Iowa lost its first road game in nearly two years, falling to No. 12 Penn State, 41-14, at Beaver Stadium. Penn State's win snapped Iowa's school-record nine-game road win streak.

Iowa, playing its second straight game against a top-15 opponent, was unable to slow down a Penn State offense that totaled 599 yards and 24 first downs.

The Hawkeyes, who entered the game averaging 168 yards rushing per game, were limited to 30 yards rushing on 26 attempts. RB Akrum Wadley was Iowa's leading rusher with 28 yards on nine carries.

Penn State scored on four of its six first-half possessions. The home team scored the only points of the first quarter on a Saeed Blacknall 19-yard touchdown reception from quarterback Trace McSorley.

The Nittany Lions threatened again on their second offensive possession, but Hawkeye LB Josey Jewell got a hand on Tyler Davis' 30-yard field goal attempt to block the kick. The block was the first of Jewell's career and first by a Hawkeye this season.

Penn State stretched its lead to 21-0 following a Saquon Barkley 57-yard scoring run and a McSorley 1-yard run.

Iowa trimmed the deficit to 21-7 on its final drive of the first half. QB C.J. Beathard connected with Wadley for a 12-yard touchdown on a screen pass, his team-leading 10th score of the season (8 rushing, 2 receiving).

The Nittany Lions drained the final 4:13 of the second quarter, which culminated with a 30-yard field goal as time expired to give the home team a 24-7 halftime advantage.

Penn State scored a field goal in the third quarter and added two touchdowns in the fourth period.

Beathard tossed his second touchdown of the contest with 6:30 remaining, finding Jemini Smith over the middle for a 36-yard touchdown. The 36-yard catch was the sophomore's second touchdown catch of the season.

Smith matched a career high with five catches for 85 yards and a score, while Beathard completed 16-of-24 for 204 yards and two touchdowns.

Defensively, FS Brandon Snyder led the Hawkeyes with a game-high 12 tackles, including two for loss. Jewell had 10 stops, his fifth double-digit tackle effort of the season.

SCORING SUMMARY

First Quarter

PSU -- Saeed Blacknall, 19-yard pass from Trace McSorley (Davis kick)

Second Quarter

PSU -- Saquon Barkley, 57-yard run (Davis kick)

PSU -- Trace McSorley, 1-yard run (Davis kick)

IA -- Akrum Wadley, 12-yard pass from C.J. Beathard (Duncan kick)

PSU -- Tyler Davis, 30-yard field goal

Third Quarter

PSU -- Tyler Davis, 37-yard field goal

Fourth Quarter

PSU -- Saquon Barkley, 44-yard pass from Trace McSorley (Davis kick)

PSU -- Tommy Stevens, 13-yard run (Davis kick)

IA -- Jerminic Smith, 36-yard pass from C.J. Beathard (Duncan kick)

Attendance: 106,194

IOWA	TEAM STATS	PSU
14	First Downs	24
26-30	Rushes-Yards	52-359
204	Passing Yards	240
18-26-1	Com-Att-Int	11-18-0
52-234	Total Offense	70-599
6-40.2	Punts-Avg.	2-40.5
0-0	Fumbles-Lost	0-0
4-24	Penalties-Yards	9-86
24:57	Possession Time	35:03

INDIVIDUAL LEADERS

RUSHING:

IOWA: Wadley 9-28; Daniels 10-18

PSU: Barkley 20-167; Stevens 5-70

PASSING:

IOWA: Beathard 18-26-204, 2 TD, 1 INT

PSU: McSorley 11-18-240, 2 TD, 0 INT

RECEIVING:

IOWA: Smith 5-85; Wadley 5-32;

McCarron 4-42

PSU: Godwin 4-87; Gesicki 4-65;

Barkley 1-44

TACKLES:

IOWA: Snyder 12; Jewell 10; Bower 7

PSU: Cabinda 8; Givens 4; Smith 4

Iowa 14, #2 Michigan 13

Nov. 12, 2016, Kinnick Stadium, Iowa City, Iowa

Michigan	3	7	0	3	--	13
Iowa	0	8	3	3	--	14

GAME RECAP

For the second time in 31 years, Iowa beat No. 2 Michigan on a last second field goal at Kinnick Stadium. This time it was true freshman Keith Duncan, who converted a 33-yard field goal as time expired to propel the Hawkeyes to a 14-13 victory over the Wolverines. The loss was the first of the season for Michigan, who entered the game a perfect 9-0.

Michigan scored the first 10 points of the first half, scoring on a 26-yard Kenny Allen field goal and a Ty Isaac 7-yard run.

Iowa's defense came up big all night and sparked the Hawkeye offense by scoring the team's first points of the contest. After a 54-yard punt by Iowa's Ron Coluzzi pinned the visitors on their 2-yard line, DT Jaleel Johnson tackled De'Veon Smith in the end zone for a safety.

Later in the second quarter, Iowa scored its only touchdown of the game on a 3-yard scoring strike on fourth down from QB C.J. Beathard to RB Akrum Wadley. Iowa's 2-point conversion attempt failed and Michigan led 10-8 at halftime.

Iowa LB Jack Hockaday forced a Michigan fumble on the opening kickoff of the second half, which resulted in a Duncan 25-yard field goal to give the Hawkeyes an 11-10 advantage.

Michigan reclaimed the lead on a 51-yard field goal by Allen with 9:35 remaining in the fourth quarter.

Late in the game, Iowa's defense forced Michigan into a 3-and-out to get the ball back with 1:23 remaining in the contest. Five plays later Duncan's kick sent Hawkeye fans storming onto the field in jubilation. Duncan's heroics earned the kicker Big Ten Special Teams Player of the Week laurels.

Beathard, who led Iowa on fourth-quarter game-winning drive for the sixth time in his career, completed 8-of-19 passes for 66 yards and one touchdown. Wadley totaled 167 all-purpose yards, including a game-best 115 on the ground and 52 yards receiving on five catches.

Johnson's performance of nine tackles, including two for loss, earned the senior Big Ten Defensive Player of the Week honors. LB Josey Jewell had eight stops, while CB Manny Rugamba earned co-Big Ten Freshman of the Week accolades after recording four tackles, three pass break-ups and intercepting a pass in his first career start.

Coluzzi had a career night, averaging 47.0 yards on five punts. Five of his kicks were over 50 yards, while three were downed inside the 20. With the victory Iowa is bowl eligible for the 15th time in the past 16 seasons.

SCORING SUMMARY

First Quarter

MICH -- Kenny Allen, 26-yard field goal

Second Quarter

MICH -- Ty Isaac, 7-yard run (Allen kick)

IA -- Jaleel Johnson safety

IA -- Akrum Wadley, 3-yard pass from C.J. Beathard (Beathard pass failed)

Third Quarter

IA -- Keith Duncan, 25-yard field goal

Fourth Quarter

MICH -- Kenny Arnold, 51-yard field goal

IA -- Keith Duncan, 33-yard field goal

Attendance: 70,585

MICH	TEAM STATS	IOWA
14	First Downs	17
35-98	Rushes-Yards	49-164
103	Passing Yards	230
11-26-1	Com-Att-Int	8-19-1
61-201	Total Offense	68-230
6-40.7	Punts-Avg.	6-47.0
2-1	Fumbles-Lost	0-0
5-48	Penalties-Yards	3-24
27:15	Possession Time	32:45

INDIVIDUAL LEADERS

RUSHING:

IOWA: Wadley 23-115; Daniels 14-54

MICH: Evans 8-52; Smith 12-28

PASSING:

IOWA: Beathard 8-19-66, 1 TD, 1 INT

MICH: Speight 11-26-103, 0 TD, 1 INT

RECEIVING:

IOWA: Wadley 5-52; Smith 2-10

MICH: Butt 4-39; Chesson 2-30

TACKLES:

IOWA: Johnson 9; Jewell 8; Gair 7

MICH: Thomas 10; Gedeon 9; McCray 7

Iowa 28, Illinois 0

Nov. 19, 2016, Memorial Stadium, Champaign, Illinois

Iowa	0	7	7	14	--	28
Illinois	0	0	0	0	--	0

GAME RECAP

Iowa's offense rushed for 262 yards and three touchdowns, while its defense silenced Illinois in a 28-0 road victory at Memorial Stadium. The shutout was Iowa's first against a Big Ten opponent since 2009 (12-0 vs. Minnesota) and first on the road since 2008 (55-0 at Minnesota).

The game, which was played in cold (36 degrees) and windy conditions (WNN 20-25 mph), didn't see its first points until Iowa WR Riley McCarron returned a punt 55 yards for a touchdown with 4:33 remaining in the second quarter. It marked Iowa's first punt return for a score since 2014 (Drew Ott returned a Nebraska punt 12 yards). McCarron was recognized by the Big Ten as co-Special Teams Player of the Week.

The Hawkeyes extended their lead to 14-0, after RB LeShun Daniels crossed the goal line on a 1-yard run, capping a 12-play, 77-yard drive midway through the third period.

Daniels, who's efforts earned the senior Big Ten co-Offensive Player of the Week accolades, scored his second touchdown of the game with 7:17 left in the fourth period on a 50-yard run to increase Iowa's lead to 21-0.

Iowa true freshman CB Manny Rugamba forced and recovered a fumble on the ensuing kickoff, which resulted in an Akrum Wadley 2-yard touchdown run five plays later.

Daniels (159) and Wadley (82) combined for 241 of Iowa's 342 total yards of offense. C.J. Beathard improved to 10-1 in true road games as Iowa's starting quarterback, completing 9-of-17 passes for 80 yards in the windy conditions. WR Jerminic Smith caught two passes for 33 yards. He has caught a pass in 11 straight games.

Iowa's defense amassed seven tackles for loss, two sacks, and forced two turnovers (fumble, interception). Iowa forced Illinois to punt on its first 10 possessions, a streak that was snapped by a CB Desmond King interception in the third quarter. Illinois' final four drives ended with an interception, turnover on downs, fumble, and turnover on downs.

LB Josey Jewell was credited with a team-best 10 tackles, while Anthony Gair registered a career-best eight stops. In addition to his forced fumble and recovery, Rugamba had seven tackles.

The Hawkeyes have now beaten the Fighting Illini eight of the last nine meetings, including three straight.

SCORING SUMMARY
Second Quarter

IA -- Riley McCarron, 55-yard punt return (Duncan kick)

Third Quarter

IA -- LeShun Daniels, 1-yard run (Daniels kick)

Fourth Quarter

IA -- LeShun Daniels, 50-yard run (Daniels kick)

IA -- Akrum Wadley, 2-yard run (Daniels kick)

Attendance: 39,091

IOWA	TEAM STATS	ILL
16	First Downs	10
49-262	Rushes-Yards	24-61
80	Passing Yards	137
9-17-1	Com-Att-Int	19-41-1
66-342	Total Offense	65-198
5-40.0	Punts-Avg.	10-36.4
2-1	Fumbles-Lost	2-1
5-40	Penalties-Yards	2-10
32:21	Possession Time	27:39

INDIVIDUAL LEADERS
RUSHING:

IOWA: Daniels 26-159; Wadley 13-82

ILL: Foster 16-50; Corbin 5-11

PASSING:

IOWA: Beathard 9-17-80, 0 TD, 1 INT

ILL: Lunt 19-41-137, 0 TD, 1 INT

RECEIVING:

IOWA: Fant 3-25; Smith 2-33; Wadley 2-3

ILL: Grant 8-65; Corbin 2-18; Taylor 2-18

TACKLES:

IOWA: Jewell 10, Gair 8, Rugamba 7

ILL: Watson 15; Green 12; Nickerson 11

Iowa 40, #15 Nebraska 10

Nov. 25, 2016, Kinnick Stadium, Iowa City, Iowa

Nebraska	0	3	7	0	--	10
Iowa	13	7	6	14	--	40

GAME RECAP

Iowa cruised to a 40-10 win over conference rival No. 15 Nebraska on Senior Day at Kinnick Stadium. Iowa retains possession of the Heroes Trophy as a result of its second consecutive victory over the Cornhuskers. The win was Iowa's first over Nebraska at home since 1981.

Iowa combined to rush for 264 yards and three touchdowns on 47 attempts, while quarterback C.J. Beathard completed 10-of-15 passes for 144 yards and three scores. Beathard won his 21st game as a Hawkeye QB, tying Matt Rodgers and Drew Tate for third all-time in program history.

The Hawkeyes scored two first-quarter touchdowns via an Akrum Wadley 75-yard run (PAT blocked) and a 77-yard scoring strike from Beathard to WR Riley McCarron.

Iowa built to a 20-3 cushion heading into half after LeShun Daniels, Jr. scored from four yards out in the second period.

Iowa extended its advantage to 26-3 after a TE George Kittle 1-yard scoring catch on its first possession of the second half. That score was set up by Desmond King's 44-yard punt return. Nebraska scored its only touchdown of the game on a fourth-down play in the third quarter, a 13-yard touchdown pass from QB Tommy Armstrong, Jr. to WR Stanley Morgan, Jr.

The Hawkeyes added a pair of touchdowns in the fourth quarter to put a punctuation mark on their eighth overall victory of the season and sixth win in Big Ten play. Kittle scored his second touchdown of the game on a 6-yard pass, while Daniels rushed for his second touchdown of the game, this time a 1-yard score.

Daniels finished the contest with 158 yards and two scores on a career-high 29 carries, while Wadley had 105 yards on 11 attempts and one TD. Wadley and Daniels topped 100 yards for the second game this season (at Purdue). Daniels surpasses 1,000 yards for the year. McCarron led all receivers with a career-high 108 yards and one score on five receptions.

Iowa's defense held Nebraska to 217 yards total offense, forced six three-and-outs, had two tackles for loss, and eight pass break-ups. Linebackers Bo Bower and Josey Jewell led the home team with nine tackles each.

Iowa maintained possession of three of four traveling trophies in 2016 (Cy-Hawk, Floyd of Rosedale, and Heroes Trophy).

Iowa finished the regular season with three straight wins, the sixth time doing so since 1999.

SCORING SUMMARY
First Quarter

IA -- Akrum Wadley, 75-yard run (Duncan kick blocked)

IA -- Riley McCarron, 77-yard pass from C.J. Beathard (Duncan kick)

Second Quarter

NEB -- Drew Brown, 35-yard field goal

IA -- LeShun Daniels, 4-yard run (Duncan kick)

Third Quarter

IA -- George Kittle, 1-yard pass from C.J. Beathard (Beathard rush failed)

NEB -- Stanley Morgan Jr., 13-yard pass from Tommy Armstrong Jr. (Brown kick)

Fourth Quarter

IA -- George Kittle, 6-yard pass from C.J. Beathard (Duncan kick)

IA -- LeShun Daniels, 1-yard run (Duncan kick)

Attendance: 69,814

NEB	TEAM STATS	IOWA
17	First Downs	13
31-90	Rushes-Yards	47-264
127	Passing Yards	144
14-37-0	Com-Att-Int	10-15-0
68-217	Total Offense	62-408
10-36.4	Punts-Avg.	5-41.2
0-0	Fumbles-Lost	0-0
8-57	Penalties-Yards	7-70
26:52	Possession Time	33:08

INDIVIDUAL LEADERS
RUSHING:

IOWA: Daniels 29-158; Wadley 11-105

NEB: Bryant 11-41; Newby 10-39

PASSING:

IOWA: Beathard 10-15-144, 3 TD, 0 INT

NEB: Armstrong Jr. 13-35-125, 1 TD, 0 INT;

Fyfe 1-2-2, 0 TD, 0 INT

RECEIVING:

IOWA: McCarron 5-108; Wadley 2-19;

Kittle 2-7

NEB: Westerkamp 4-50; Bryant 4-8;

TACKLES:

IOWA: Bower 9; Jewell 9; Snyder 7

NEB: Rose-Ivey 10; Dzuris 10; Banderas 9

NOTE: 2017 Outback Bowl summary appears on p. 162.

Iowa

Football Contacts: _____ Steve Roe/Matt Weitzel
 E-mail: _____ steven-roe@uiowa.edu
 _____ matthew-weitzel@uiowa.edu
 Web Site: _____ hawkeyesports.com
 Office Phone: _____ (319) 335-9411
 Roe Cell Phone: _____ (319) 430-6346
 Weitzel Cell Phone: _____ (319) 430-8176
 Press Row Phone: _____ (319) 335-9466
 Home Game Credentials: _____ hawkeyesports.com/media

Illinois

Football Contact: _____ Kent Brown
 E-mail: _____ kwbrown3@illinois.edu
 Web Site: _____ fightingillini.com
 Office Phone: _____ (217) 244-6533
 Cell Phone: _____ (217) 493-9795
 Press Row Phone: _____ (217) 333-1227

Iowa State

Football Contact: _____ Mike Green
 E-mail: _____ mgreen@iastate.edu
 Web Site: _____ cyclones.com
 Office Phone: _____ (515) 294-3372
 Cell Phone: _____ (515) 460-5804
 Press Row Phone: _____ (515) 294-8443
 Home Game Credentials: _____ www.cyclones.com/
 _____ sb_output.aspx?form=10

Michigan State

Football Contact: _____ Ben Phlegar
 E-mail: _____ phlegarb@ath.msu.edu
 Web Site: _____ msuspartans.com
 Office Phone: _____ (517) 355-2271
 Cell Phone: _____ (517) 896-0031
 Press Row Phone: _____ (517) 353-0630
 Home Game Credentials: _____ msuspartans.com/fbcredentials

Minnesota

Football Contact: _____ Paul Rovnak
 E-mail: _____ psrovnak@umn.edu
 Web Site: _____ www.gophersports.com
 Office Phone: _____ (612) 625-9379
 Cell Phone: _____ (651) 592-5741
 Press Row Phone: _____ (612) 626-6076

Nebraska

Football Contact: _____ Keith Mann
 E-mail: _____ kmann@huskers.com
 Web Site: _____ huskers.com
 Office Phone: _____ (402) 472-2263
 Cell Phone: _____ (402) 540-0274
 Press Row Phone: _____ (402) 472-2279
 Home Game Credentials: _____ Huskers.com/media

North Texas

Football Contact: _____ Jordan Stepp
 E-mail: _____ Jordan.stepp@unt.edu
 Web Site: _____ meangreensports.com
 Office Phone: _____ (940) 369-8329
 Cell Phone: _____ (805) 551-8648
 Press Row Phone: _____ (940) 369-7585

Northwestern

Football Contact: _____ Paul Kennedy
 E-mail: _____ pkennedy@northwestern.edu
 Web Site: _____ NUsports.com
 Office Phone: _____ (847) 467-2028
 Cell Phone: _____ (312) 497-5990
 Press Row Phone: _____ (847) 491-8835
 Home Game Credentials: _____ www.nusports.com/sports/2015/
 _____ 3/18/gen_2014010122.aspx

Ohio State

Football Contact: _____ Jerry Emig
 E-mail: _____ emig.2@osu.com
 Web Site: _____ ohiostatebuckeyes.com
 Office Phone: _____ (614) 688-0343
 Cell Phone: _____ (614) 203-2766
 Press Row Phone: _____ (614) 292-1812

Penn State

Football Contact: _____ Kris Petersen
 E-mail: _____ kap18@psu.edu
 Web Site: _____ goPSUsports.com
 Office Phone: _____ (814) 865-2497
 Cell Phone: _____ (814) 883-4581
 Press Row Phone: _____ (814) 863-1121

Purdue

Football Contact: _____ Matt Rector
 E-mail: _____ rector@purdue.edu
 Web Site: _____ purduesports.com
 Office Phone: _____ (765) 494-3196
 Cell Phone: _____ (765) 237-1330
 Press Row Phone: _____ (765) 494-9079 or 9080

Wisconsin

Football Contact: _____ Brian Lucas
 E-mail: _____ bml@athletics.wisc.edu
 Web Site: _____ uwbadgers.com
 Cell Phone: _____ (608) 513-3987
 Press Row Phone: _____ (608) 262-7766
 Home Game Credentials: _____ http://go.wisc.edu/2017credentials

Wyoming

Football Contact: _____ Tim Harkins
 E-mail: _____ tharkins@uwyo.edu
 Web Site: _____ gowyo.com
 Office Phone: _____ (307) 766-2256
 Cell Phone: _____ (307) 760-7847
 Press Row Phone: _____ (307) 766-2222

University of Wyoming

Sept. 2 - Kinnick Stadium
 Iowa City, Iowa - FRYFest (11 a.m.)

School Facts

Location: Laramie, Wyoming
Enrollment: 13,551
Nickname: Cowboys, Pokes
Colors: Brown & Gold
Conference: Mountain West
President: Dr. Laurie Nichols
Director of Athletics: Tom Burman
Stadium: Jonah Field at War Memorial Stadium
Capacity: 29,181
Playing Surface: FieldTurf Revolution

Coaches Information

Head Coach: Craig Bohl
Alma Mater (Year): Nebraska (1982)
School Record (Years): 14-24 (4th)
Career Record (Years): 118-56 (15th)
Coaching Staff (Assignments):
 Brent Vigen, Associate Head Coach/Offensive Coordinator/Quarterbacks
 Scottie Hazelton, Defensive Coord./Linebackers
 Mike Bath, Running Backs/Fullbacks
 AJ Cooper, Special Teams Coord./Defensive Ends
 Jake Dickert, Safeties
 Scott Fuchs, Offensive Line
 Mike Grant, Wide Receivers
 Pete Kaligis, Defensive Tackles
 John Richardson, Cornerbacks
 Russell Dennison, Director of Sports Performance/
 Head Football Strength & Conditioning Coach

Media Relations

Football Contact: Tim Harkins
E-Mail: tharkins@uwyo.edu
Secondary Contact: Nick Seeman
E-Mail: nseeman@uwyo.edu
Office Phone: 307-766-2256
Website: gowyo.com
SID Mailing Address: Dept. 3414, 1000 E. University Ave., Laramie, WY 82071
Radio Network: Cowboy Sports Network
Play-By-Play Announcer (Phone):
 Dave Walsh (307-745-6060)
Color Analyst (Phone):
 Kevin McKinney (307-766-2444)

Series History

Iowa leads series: 2-0
At Iowa City: 1-0
At Laramie: 0-0
Neutral Site: 1-0
Current Streak: Iowa -- 2
Largest Iowa win: 21-7, 1953
Highest scoring game: UI, 20-19, 1987
Lowest scoring game: UI, 21-7, 1953

Squad Information

Offensive Formation: Pro-Style, West Coast
Defensive Formation: Tampa 2 (4-3)
2016 Record: 8-6
Conference Record: 6-2
2016 Postseason: BYU (L, 21-24) in Poinsettia Bowl
Lettermen Returning/Lost: 51/21
Starters Returning/Lost: 15/9

Iowa State University

Sept. 9 - Jack Trice Stadium
 Ames, Iowa - Iowa Corn Cy-Hawk Series (11 a.m.)

School Facts

Location: Ames, Iowa
Enrollment: 36,660
Nickname: Cyclones
Colors: Cardinal & Gold
Conference: Big 12
Interim President: Dr. Benjamin Allen
Director of Athletics: Jamie Pollard
Stadium: Jack Trice Stadium
Capacity: 61,500
Playing Surface: Natural Grass

Coaches Information

Head Coach: Matt Campbell
Alma Mater (Year): Mount Union (2002)
School Record (Years): 3-9 (2nd)
Career Record (Years): 38-24 (6th)
Coaching Staff (Assignments):
 Jon Heacock (Defensive Coord./Safeties)
 Tom Manning (Offensive Coord./Offensive Line)
 Lou Ayeni (Associate Head Coach/Running Game Coordinator)
 Bryan Gasser (Wide Receivers/Special Teams)
 Alex Golesh (Tight Ends/Recruiting Coordinator)
 Jim Hofher (Passing Game Coordinator)
 D.K. McDonald (Cornerbacks)
 Eli Rasheed (Defensive Line)
 Tyson Veidt (Assistant Head Coach/Linebackers)
 Rudy Wade (Director of Strength & Conditioning)

Athletic Communications

Football Contact: Mike Green
E-Mail: mgreen@iastate.edu
Office Phone: 515-294-3372
Website: cyclones.com
SID Mailing Address: 1800 S. Fourth St., Jacobson Building, Ames, IA 50011-1140
Radio Network: Cyclone Radio Network (Learfield)
Play-By-Play Announcer (Phone):
 John Walters (515-294-9318)
Color Analyst (Phone):
 Eric Heft (515-729-4781)

Series History

Iowa leads series: 42-22
At Iowa City: 24-14
At Ames: 18-8
Current Streak: Iowa -- 2
Largest Iowa win: 57-3, 1985
Largest Iowa State win: 31-0, 1978
Highest scoring game: ISU, 44-41 (3OT) in 2011
Lowest scoring game: ISU, 2-0 in 1906; UI, 2-0 in 1910

Squad Information

Offensive Formation: Multiple
Defensive Formation: 4-3
2016 Record: 3-9
Conference Record: 2-7
Lettermen Returning/Lost: 43/22
Starters Returning/Lost: 23/15

University of North Texas

Sept. 16 - Kinnick Stadium
 Iowa City, Iowa (2:30 p.m.)

School Facts

Location: Denton, Texas
Enrollment: 37,941
Nickname: Mean Green
Colors: Green & White
Conference (Division): Conference USA (West)
President: Dr. Neal Smatresk
Director of Athletics: Wren Baker
Stadium: Apogee Stadium
Capacity: 30,850
Playing Surface: Artificial

Coaches Information

Head Coach: Seth Littrell
Alma Mater (Year): Oklahoma (2001)
School Record (Years): 5-8 (2nd)
Career Record (Years): 5-8 (2nd)
Coaching Staff (Assignments):
 Graham Harrell (Offensive Coordinator)
 Troy Reffett (Defensive Coordinator/Safeties)
 Tommy Mainord (Associate Head Coach/Pass Game Coordinator/Inside Wide Receivers)
 Chuck Langston (Offensive Line)
 Nate Brown (Cornerbacks)
 Joel Filani (Wide Receivers)
 Jeff Koonz (Linebackers)
 Marc Yellock (Defensive Line)
 Marty Biagi (Special Teams Coordinator)
 Zack Womack (Head Strength & Conditioning Coach)

Media Relations

Football Contact: Jordan Stepp
E-Mail: jordan.stepp@unt.edu
Cell Phone: 805-551-8648
Office Phone: 940-369-8329
Website: MeanGreenSports.com
SID Mailing Address: 1155 Union Circle #311397 Denton, TX 76203-5017
Radio Network: Mean Green Radio Network
Play-By-Play Announcer (Phone):
 Dave Barnett (940-391-3880)
Color Analyst (Phone):
 Hank Dickenson (940-367-0919)

Series History

Iowa leads series: 1-0
At Iowa City: 1-0
Current Streak: Iowa -- 1
Largest Iowa win: 62-16, 2015
Highest scoring game: UI, 62-16, 2015

Squad Information

Offensive Formation: Spread
Defensive Formation: Multiple
2016 Record: 5-8
Conference Record (Division Finish): 3-5 (4th)
2016 Postseason: Army (L, 31-38 in OT) in Zaxby's Heart of Dallas Bowl
Lettermen Returning/Lost: 49/21
Starters Returning/Lost: 15/9

Penn State University

Sept. 23 - Kinnick Stadium
Iowa City, Iowa (TBA)

School Facts

Location: University Park, Pennsylvania
Enrollment: 41,359
Nickname: Nittany Lions
Colors: Blue & White
Conference (Division): Big Ten (East)
President: Dr. Eric Barron
Director of Athletics: Sandy Barbour
Stadium: Beaver Stadium
Capacity: 106,572
Playing Surface: Natural Grass

Coaches Information

Head Coach: James Franklin
Alma Mater (Year): East Stroudsburg (1995)
School Record (Years): 25-15 (4th)
Career Record (Years): 49-30 (7th)
Coaching Staff (Assignments):
Brent Pry (Associate Head Coach/Defensive Coordinator/Linebackers)
Joe Moorhead (Offensive Coord./Quarterbacks)
Charles Huff (Special Teams Coordinator/Running Backs)
Tim Banks (Co-Defensive Coordinator/Safeties)
Josh Gattis (Offensive Recruiting Coord./Asst. Special Teams Coord./Wide Receivers)
Matt Limegrover (Offensive Line)
Ricky Rahne (Passing Game Coord./Tight Ends)
Terry M. Smith (Asst. Head Coach/Defensive Recruiting Coordinator/Cornerbacks)
Sean Spencer (Run Game Coordinator/Defensive Line)

Athletic Communications

Football Contact: Kristina Petersen
E-Mail: kap18@psu.edu
Cell Phone: 814-883-4581
Website: GoPSUsports.com
SID Mailing Address: 101-D Bryce Jordan Center, University Park, PA 16802
Play-By-Play Announcer (Phone): Steve Jones (814-574-3648)
Color Analyst: Jack Ham

Series History

Iowa trials series: 12-14-0
At Iowa City: 5-8
At University Park: 7-6
Current Streak: Penn State -- 3
Largest Iowa win: 24-3, 2010
Largest Penn State win: 61-21, 1994
Highest scoring game: PSU, 61-21 in 1994
Lowest scoring game: UI, 6-4 in 2004

Squad Information

Offensive Formation: Multiple
Defensive Formation: Multiple
2016 Record: 11-3
Conference Record (Division Finish): 7-1 (T-1st)
2016 Postseason: USC (L, 49-52) in Rose Bowl
Lettermen Returning/Lost: 45/17
Starters Returning/Lost: 19-7

Michigan State University

Sept. 30 - Spartan Stadium
East Lansing, Michigan (TBA)

School Facts

Location: East Lansing, Michigan
Enrollment: 48,272
Nickname: Spartans
Colors: Green & White
Conference: Big Ten (East)
President: Dr. Lou Anna K. Simon
Director of Athletics: Mark Hollis
Stadium: Spartan Stadium
Capacity: 75,005
Playing Surface: Natural Grass

Coaches Information

Head Coach: Mark Dantonio
Alma Mater (Year): South Carolina (1979)
School Record (Years): 90-42 (11th)
Career Record (Years): 108-59 (14th)
Coaching Staff (Assignments):
Harlon Barnett (Assistant Head Coach/Co-Defensive Coordinator/DBs)
Jim Bollman (Co-Offensive Coord./Tight Ends)
Mike Tressel (Co-Defensive Coord./Linebackers)
Dave Warner (Co-Offensive Coordinator/Running Backs)
Ron Burton (Defensive Tackles)
Brad Salem (Quarterbacks/Recruiting Coord.)
Terrence Samuel (Wide Receivers)
Mark Snyder (Defensive Ends/Special Teams)
Mark Statten (Offensive Line)
Ken Mannie (Head Strength & Conditioning Coach)

Media Relations

Football Contact: Ben Phlegar
E-Mail: phlegarb@ath.msu.edu
Office Phone: (517) 355-2271
Website: msuspartans.com
SID Mailing Address: 534 Birch Road, Room Z-22, Breslin Center, East Lansing, MI, 48824-1003
Radio Network: Spartan Sports Network (Fox Sports College Properties)
Play-By-Play Announcer (Phone): George Blaha (517-337-1776)
Color Analyst (Phone): Jason Strayhorn (517-337-1776)

Series History

Iowa leads series: 23-21-2
At Iowa City: 13-10-1
At East Lansing: 10-10-1
Neutral Site: 0-1
Current Streak: Michigan State -- 2
Largest Iowa win: 41-0, 1980
Largest Michigan State win: 56-7, 1966
Highest scoring game: MSU, 60-21 in 1974
Lowest scoring game: Tie, 6-6 in 1972

Squad Information

Offensive Formation: Multiple
Defensive Formation: Multiple 4-3
2016 Record: 3-9
Conference Record (Division Finish): 1-8 (6th)
Lettermen Returning/Lost: 39/37
Starters Returning/Lost: 13/14

University of Illinois

Oct. 7 - Kinnick Stadium
Iowa City, Iowa - Homecoming (11 a.m.)

School Facts

Location: Urbana-Champaign, Illinois
Enrollment: 44,942
Nickname: Fighting Illini
Colors: Orange & Blue
Conference (Division): Big Ten (West)
President: Timothy Killeen
Director of Athletics: Josh Whitman
Stadium: Memorial Stadium
Capacity: 60,670
Playing Surface: FieldTurf

Coaches Information

Head Coach: Lovie Smith
Alma Mater (Year): Tulsa (1980)
School Record (Years): 3-9 (2nd)
Career Record (Years): 3-9 (2nd)
Coaching Staff (Assignments):
Garrick McGee (Offensive Coord./Quarterbacks)
Hardy Nickerson (Defensive Coord./Linebackers)
Mike Phair (Run Game Coord./Defensive Line)
Bob Ligashesky (Special Teams Coordinator/Tight Ends)
Donnie Abraham (Defensive Backs/Safeties)
Luke Butkus (Offensive Line)
Andrew Hayes-Stoker (Wide Receivers)
Thad Ward (Running Backs)
Paul Williams (Defensive Backs/Cornerbacks)
Joey Boese (Head Football Strength & Conditioning Coach)

Athletic Communications

Football Contacts: Kent Brown & Derek Neal
E-Mails: kwbrown3@illinois.edu, drneal@illinois.edu
Office Phone: (217) 333-1391
Website: FightingIllini.com
SID Mailing Address: 1700 S Fourth St., Champaign, IL 61820
Radio Network: Fighting Illini Sports Network
Play-By-Play Announcer (Phone): Brian Barnhart (217) 840-9915
Color Analyst (Phone): Martin O'Donnell (217) 649-1811

Series History

Iowa trails series: 32-38-2
At Iowa City: 17-18-2
At Champaign: 14-20
Neutral: 1-0
Current Streak: Iowa -- 3
Largest Iowa win: 59-0, 1985
Largest Illinois win: 80-0, 1902
Highest scoring game: UI, 54-28, 1990
Lowest scoring game: Tie, 0-0, 1936

Squad Information

Offensive Formation: Multiple
Defensive Formation: 4-3
2016 Record: 3-9
Conference Record (Division Finish): 2-7 (6th)
Lettermen Returning/Lost: 32/24
Starters Returning/Lost: 10/14

Northwestern University

Oct. 21 - Ryan Field
 Evanston, Illinois (TBA)

School Facts

Location: Evanston, Illinois

Enrollment: 8,688

Nickname: Wildcats

Color: Purple

Conference (Division): Big Ten (West)

President: Morton O. Schapiro

Vice President for Athletics & Recreation:
 Jim Phillips

Stadium: Ryan Field

Capacity: 47,130

Playing Surface: Natural Grass

Coaches Information

Head Coach: Pat Fitzgerald

Alma Mater (Year): Northwestern (1997)

School Record (Years): 77-62 (12th)

Career Record (Years): 77-62 (12th)

Coaching Staff (Assignments):

Jerry Brown (Asst. Head Coach/Defensive Backs)

Mick McCall (Offensive Coord./Quarterbacks)

Mike Hankwitz (Defensive Coordinator)

Randy Bates (Linebackers)

Adam Cushing (Offensive Line)

Bob Heffner (Superbacks)

Marty Long (Defensive Line)

Matt MacPherson (Running Backs/Recruiting
 Coordinator)

Dennis Springer (Wide Receivers)

Jay Hooten (Director of Sports Performance-FB)

Athletic Communications

Football Contact: Paul Kennedy

E-Mail: pkennedy@northwestern.edu

Office Phone: (847) 467-2028

Website: NUsports.com

SID Mailing Address: 1501 Central Street,
 Evanston, IL 60208

Radio Network: WGN Radio AM-720

Play-By-Play Announcer (Phone):

Dave Eanet (312) 222-2141

Color Analyst (Phone):

Ted Albrecht (847) 446-8700

Series History

Iowa leads series: 50-25-3

At Iowa City: 26-10

At Evanston: 24-15-3

Current Streak: Northwestern -- 1

Largest Iowa win: 78-6, 1913

Largest Northwestern win: 44-6, 1932

Highest scoring game: UI, 68-34 in 1968

Lowest scoring game: Tie, 0-0 in 1935

Squad Information

Offensive Formation: Spread

Defensive Formation: 4-3

2016 Record: 7-6

Conference Record (Division Finish):

5-4 (T-4th)

2016 Postseason: #23 Pittsburgh (W, 31-24) in
 New Era Pinstripe Bowl

Lettermen Returning/Lost: 49/19

Starters Returning/Lost: 18/6

University of Minnesota

Oct. 28 - Kinnick Stadium
 Iowa City, Iowa (TBA)

School Facts

Location: Minneapolis, Minnesota

Enrollment: 51,147

Nickname: Golden Gophers

Colors: Maroon & Gold

Conference (Division): Big Ten (West)

President: Eric Kaler

Director of Athletics: Mark Coyle

Stadium: TCF Bank Stadium

Capacity: 50,805

Playing Surface: FieldTurf

Coaches Information

Head Coach: P.J. Fleck

Alma Mater (Year): Northern Illinois (2004)

School Record (Years): 1st season

Career Record (Years): 30-22 (5th)

Coaching Staff (Assignments):

Kirk Ciarrocca (Offensive Coordinator/
 Quarterbacks)

Robb Smith (Defensive Coord./Linebackers)

Rob Wenger (Special Teams Coordinator)

Kenni Burns (Running Backs)

Brian Callahan (Tight Ends)

Maurice Linguist (Defensive Backs)

Bryce Paup (Defensive Line)

Matt Simon (Wide Receivers)

Ed Warinner (Offensive Line)

Dan Nichol (Head Strength & Conditioning)

Athletic Communications

Football Contact: Paul Rovnak

E-Mail: psrovnak@umn.edu

Office Phone: (612) 625-9379

Website: gophersports.com

SID Mailing Address: Athletic Communications,
 244 BFAB, 516 15th Ave. SE, Minneapolis, MN
 55455

Radio Network: Gopher Sports Properties
 (KFAN 100.3 FM / KTCN 1130 AM)

Play-By-Play Announcer (Phone):

Mike Grimm (952) 693-6224

Color Analyst (Phone):

Darrell Thompson (612) 616-8261

Series History

Iowa trails series: 46-62-2

At Iowa City: 29-23-1

At Minneapolis: 17-39-1

Current Streak: Iowa -- 2

Largest Iowa win: 55-0, 2008

Largest Minnesota win: 75-0, 1903

Highest scoring game: UI, 49-42 in 1994

Lowest scoring game: UI, 6-0 in 1918

Squad Information

Offensive Formation: Multiple

Defensive Formation: 4-3

2016 Record: 9-4

Conference Record (Division Finish):

5-4 (T-4th)

2016 Postseason: Washington State (W, 17-12)
 in National Funding Holiday Bowl

Lettermen Returning/Lost: 39/37

Starters Returning/Lost: 13/14

Ohio State University

Nov. 4 - Kinnick Stadium
 Iowa City, Iowa (TBA)

School Facts

Location: Columbus, Ohio

Enrollment: 57,466

Nickname: Buckeyes

Colors: Scarlet & Gray

Conference (Division): Big Ten (East)

President: Michael V. Drake

Director of Athletics: Gene Smith

Stadium: Ohio Stadium

Capacity: 104,944

Playing Surface: FieldTurf

Coaches Information

Head Coach: Urban Meyer

Alma Mater (Year): Cincinnati (1986)

School Record (Years): 61-6 (6th)

Career Record (Years): 165-29 (16th)

Coaching Staff (Assignments):

Greg Schiano (Associate Head Coach/Defensive
 Coordinator/Safeties)

Larry Johnson (Asst. Head Coach/Defensive Line)

Kerry Coombs (Cornerbacks/Special Teams)

Bill Davis (Linebackers)

Kevin Wilson (Offensive Coordinator/Tight Ends)

Ryan Day (Quarterbacks)

Tony Alford (Assistant Head Coach for Offense/
 Running Backs)

Greg Studrawa (Offensive Line)

Zach Smith (Wide Receivers)

Mickey Marotti (Assistant A.D. for Football Sports
 Performance)

Media Relations

Football Contact: Jerry Emig

E-Mail: emig.2@osu.edu

Office Phone: (614) 282-6861

Website: OhioStateBuckeyes.com

SID Mailing Address: Fawcett Center, 6th Floor,
 2400 Olentangy River Road, Columbus, OH
 43210

Radio Network: Ohio State IMG Sports Network

Play-By-Play Announcer: Paul Keels

Color Analyst: Jim Lachey

Series History

Iowa trails series: 14-47-3

At Iowa City: 6-17-2

At Columbus: 8-30-1

Current Streak: Ohio State -- 1

Largest Iowa win: 33-7, 2004

Largest Ohio State win: 83-21, 1950

Highest scoring game: OSU, 83-21 in 1950

Lowest scoring game: Tie, 0-0 in 1924

Squad Information

Offensive Formation: Power Spread

Defensive Formation: Multiple

2016 Record: 11-2

Conference Record (Finish): 7-1 (T-1st)

2016 Postseason: #2 Clemson (L, 0-31) in
 Playstation Fiesta Bowl (CFP)

Lettermen Returning/Lost: 48/26

Starters Returning/Lost: 15/7

University of Wisconsin

Nov. 11 - Camp Randall Stadium
Madison, Wisconsin (TBA)

School Facts

Location: Madison, Wisconsin
Enrollment: 43,338
Nickname: Badgers
Colors: Cardinal & White
Conference (Division): Big Ten (West)
Chancellor: Rebecca M. Blank
Director of Athletics: Barry Alvarez
Stadium: Camp Randall Stadium
Capacity: 80,321
Playing Surface: FieldTurf

Coaches Information

Head Coach: Paul Chryst
Alma Mater (Year): Wisconsin (1988)
School Record (Years): 21-6 (3rd)
Career Record (Years): 40-25 (6th)
Coaching Staff (Assignments):
Joe Rudolph (Offensive Coord./Offensive Line)
Jim Leonhard (Def. Coord./Defensive Backs)
Bob Bostad (Inside Linebackers)
Inoke Breckterfield (Defensive Line)
Ted Gilmore (Wide Receivers)
Chris Haering (Special Teams)
John Settle (Running Backs)
Tim Tibesar (Outside Linebackers)
Mickey Turner (Tight Ends)
Ross Kolodziej (Head Strength & Conditioning)

Athletic Communications

Football Contact: Brian Lucas
E-Mail: bml@athletics.wisc.edu
Office Phone: (608) 263-5052
Website: uwbadgers.com
SID Mailing Address: 1440 Monroe St.,
Madison, WI 53711
Radio Network: Badger Sports Network
Play-By-Play Announcer (Phone):
Matt Lepay (608) 345-4068
Color Analyst (Phone):
Mike Lucas (608) 212-4224

Series History

Iowa trails series: 43-45-2
At Iowa City: 24-19-1
At Madison: 19-26-1
Current Streak: Wisconsin -- 1
Largest Iowa win: 41-0, 1968
Largest Wisconsin win: 44-0, 1894
Highest scoring game: UI, 45-28 in 1975
Lowest scoring game: UI, 6-0 in 1942;
UW, 6-0 in 1925

Squad Information

Offensive Formation: Multiple
Defensive Formation: 3-4
2016 Record: 11-3
Conference Record (Division Finish): 7-2 (1st)
2016 Postseason: #12 Western Michigan (W,
24-16) in Goodyear Cotton Bowl
Lettermen Returning/Lost: 52/15
Starters Returning/Lost: 15/7

Purdue University

Nov. 18 - Kinnick Stadium
Iowa City, Iowa (TBA)

School Facts

Location: West Lafayette, Indiana
Enrollment: 38,788
Nickname: Boilermakers
Colors: Old Gold & Black
Conference (Division): Big Ten (West)
President: Mitchell E. Daniels, Jr.
Director of Athletics: Mike Bobinski
Stadium: Ross-Ade Stadium
Capacity: 62,500
Playing Surface: Bermuda Grass

Coaches Information

Head Coach: Jeff Brohm
Alma Mater (Year): Louisville (1993)
School Record (Years): 1st season
Career Record (Years): 30-10 (4th)
Coaching Staff (Assignments):
Brian Brohm (Co-Offensive Coord./Quarterbacks)
Nick Holt (Co-Defensive Coord./Linebackers)
Tony Levine (Special Teams Coordinator/
Co-Offensive Coordinator/Tight Ends)
Anthony Poindexter (Co-Defensive Coordinator/
Secondary)
JaMarcus Shephard (Passing Game Coordinator/
Wide Receivers)
Chris Barclay (Running Backs)
Derrick Jackson (Cornerbacks)
Reggie Johnson (Defensive Line)
Dale Williams (Offensive Line)
Justin Lovett (Director of Football Strength &
Conditioning)

Athletic Communications

Football Contact: Matt Rector
E-Mail: rector@purdue.edu
Office Phone: (765) 494-3202
Website: purduesports.com
SID Mailing Address: Mackey Arena, Room
2235, 900 John R. Wooden Drive, West
Lafayette, IN 47907
Radio Network: Purdue Sports Network
Play-By-Play Announcer (Phone):
Tim Newton (765) 427-5494
Color Analyst (Phone):
Pete Quinn (317) 777-8013

Series History

Iowa trails series: 38-46-3
At Iowa City: 21-19-2
At West Lafayette: 17-27-1
Current Streak: Iowa -- 4
Largest Iowa win: 56-0, 1922
Largest Purdue win: 58-13, 1980
Highest scoring game: UI, 49-35, 2016
Lowest scoring game: Tie, 0-0 in 1938

Squad Information

Offensive Formation: Multiple
Defensive Formation: 4-3
2016 Record: 3-9
Conference Record (Division Finish): 1-8 (7th)
Lettermen Returning/Lost: 51/22
Starters Returning/Lost: 13/11

University of Nebraska

Nov. 24 - Memorial Stadium/Tom Osborne Field
Lincoln, Nebraska - Hy-Vee Heroes Game (3 p.m.)

School Facts

Location: Lincoln, Nebraska
Enrollment: 25,897
Nickname: Cornhuskers
Colors: Scarlet & Cream
Conference (Division): Big Ten (West)
Chancellor: Ronnie Green
Director of Athletics: Shawn Eichorst
Stadium: Memorial Stadium/Tom Osborne Field
Capacity: 86,047
Playing Surface: FieldTurf

Coaches Information

Head Coach: Mike Riley
Alma Mater (Year): Alabama (1975)
School Record (Years): 15-11 (3rd)
Career Record (Years): 108-91 (17th)
Coaching Staff (Assignments):
Bob Diaco (Defensive Coordinator)
Danny Langsdorf (Offensive Coordinator/
Quarterbacks)
Trent Bray (Linebackers)
Mike Cavanaugh (Offensive Line)
Reggie Davis (Running Backs)
Bob Elliott (Safeties)
John Parrella (Defensive Line)
Donte' Williams (Cornerbacks)
Keith Williams (Wide Receivers)
Mark Philipp (Head Football Strength Coach)

Athletic Communications

Football Contact: Keith Mann
E-Mail: kmann@huskers.com
Office Phone: 402-472-2263
Website: huskers.com
SID Mailing Address: Athletic Media Relations,
One Memorial Stadium, P.O. Box 880123,
Lincoln, NE 68588-0123
Radio Network: IMG/Husker Sports Network
Play-By-Play Announcer (Phone):
Greg Sharpe (402-742-8628)
Color Analyst (Phone):
Matt Davison (402-742-8600)

Series History

Iowa trails series: 15-29-3
At Iowa City: 7-10
At Lincoln: 4-15-1
Neutral: 4-4-2
Current Streak: Iowa -- 2
Largest Iowa win: 30-0, 1899; 40-10, 2016
Largest Nebraska win: 57-0, 1980
Highest scoring game: UN, 51-7 in 1915
Lowest scoring game: Tie, 0-0 in 1896

Squad Information

Offensive Formation: Multiple
Defensive Formation: 3-4
2016 Record: 9-4
Conference Record (Division Finish):
6-3 (T-2nd)
2016 Postseason: Tennessee (L, 24-38) at
Music City Bowl
Lettermen Returning/Lost: 49/30
Starters Returning/Lost: 16/13

1889 - Played first intercollegiate game.

1899 - Admitted to Western Conference of Big Ten on Dec. 1. First undefeated season (8-0-1) was recorded under Coach Alden Knipe. Hawkeyes posted shutouts in every game except 5-5 tie with Chicago.

1900 - Second consecutive undefeated season highlighted by five shutouts to open the year. A 5-5 tie at Northwestern was only blemish.

1901 - Loss to Minnesota ended string of 23 games in a row without defeat.

1919 - Lester Belding became Iowa's first consensus All-American.

1921 - First unbeaten and untied team (7-0) won an outright Big Ten title under direction of Coach Howard Jones. Aubrey Devine was the consensus All-American quarterback. Recognized as national champions by at least one researcher (Parke Davis).

1922 - Another perfect season (7-0) included outright conference championship and selection of consensus All-American FB Gordon Locke.

1923 - Loss to Illinois ended string of 20 straight victories.

1939 - Dr. Eddie Anderson coached the legendary Ironmen team to 6-1-1 mark. Halfback Nile Kinnick was recipient of the Heisman, Maxwell and Walter Camp Trophies.

1955 - Guard Calvin Jones received the Outland Award and was consensus All-American for the second year in a row.

1956 - Won the Big Ten race and appeared in first Rose Bowl for Coach Forest Evashevski. Finished 9-1 in all games and beat Oregon State at Pasadena. Recognized as national champions by the College Football Researchers Association.

1957 - Consensus All-American tackle Alex Karras received the Outland Award.

1958 - Big Ten champions again and defeated California in the Rose Bowl. Recognized as national champions by the Football Writers Association and earned Grantland Rice Trophy by Look Magazine. Led the nation in total offense. Consensus All-American Randy Duncan was named the Helms Foundation Player of the Year and received Walter Camp Trophy.

1960 - Shared Big Ten title with Minnesota and compiled 8-1 record. Recognized as national champions by three different researchers (Berryman, Boand, Litkenhous), and Sagarin.

1963 - Notre Dame game was cancelled following the assassination of President Kennedy.

1964 - Some 28 Iowa and Big Ten offensive records were broken despite 3-6 season.

1968 - Set Big Ten scoring and total offense marks. Ed Podolak rushed for an Iowa-record 286 yards (17 attempts) against Northwestern.

1972 - Iowa Stadium was renamed Kinnick Stadium in honor of Iowa's Heisman Trophy winner of 1939. AstroTurf was installed.

1981 - Coach Hayden Fry's third season produced a Big Ten co-championship and Rose Bowl berth, earning Iowa's first winning season in 19 years. DE Andre Tippett and P Reggie Roby were consensus All-Americans.

1982 - Fourth straight first division Big Ten finish and a 28-22 Peach Bowl win over Tennessee.

1983 - Offense breaks 35 school records on way to 9-3 mark and third straight bowl trip (Gator) under Coach Hayden Fry.

1984 - Played in a postseason bowl game for the fourth straight year, defeating Texas 55-17 in the inaugural Freedom Bowl. Shut out Michigan for the first time since 1929 and won first game in 28 years at Purdue.

1985 - Won a school-record 10 games enroute to the Big Ten championship and played in the Rose Bowl (vs. UCLA) for the second time in five seasons. Spent five weeks ranked No. 1 in the nation. QB Chuck Long (winner of the Maxwell Trophy and Davey O'Brien Quarterback Award) and Larry Station were consensus All-Americans.

1986 - Champion of the ninth annual Holiday Bowl with a 39-38 triumph over San Diego State. A 9-3 overall mark helped Hayden Fry's Hawkeyes win at least eight games for the sixth consecutive season.

1987 - Ten victories tied the school record and included Holiday Bowl triumph over Wyoming (20-19). Six-game winning streak to end the year earned Iowa its fifth consecutive Top 20 finish.

1988 - Iowa played North Carolina State in the Peach Bowl, the school's eighth straight postseason appearance. A 6-4-3 season set an Iowa record for ties. TE Marv Cook was a consensus All-American.

1989 - A natural grass playing surface (PAT) was installed in Kinnick Stadium.

1990 - The capacity of Kinnick Stadium was expanded to 70,220. Iowa earned its third Big Ten title and Rose Bowl berth under Hayden Fry, posting an 8-4 overall record. Iowa's "Road Warriors" earned the trip to Pasadena by defeating Michigan State, Michigan and Illinois, all on the road. Hawkeyes ended season ranked 18th nationally. RB Nick Bell was named Big Ten MVP.

1991 - Iowa tied the school record of 10 wins, posting a 10-1-1 record. The only loss came at the hands of Big Ten champion Michigan as the Hawkeyes were 7-1 in league play. The Hawkeyes made their third appearance in the Holiday Bowl, which ended in a 13-13 tie with BYU. DE Leroy Smith earned consensus All-America status and was named Big Ten Defensive Player of the Year. Iowa ended the season ranked 10th nationally by both the AP and *CNN/USA Today*.

1992 - Iowa appeared in its second Kickoff Classic and hosted No. 1 Miami (FL) in first night game ever played in Kinnick Stadium. Iowa's fifth place Big Ten finish was the 13th first-division finish for Iowa in 14 seasons under Hayden Fry.

1993 - Iowa closed the regular season with four straight wins to earn an invitation to the inaugural Alamo Bowl in San Antonio, Texas. Iowa lost to California (37-3) in the bowl game and ended the season with a 6-6 record. Iowa's 21-3 win over Minnesota in the season finale not only assured the bowl invitation, but was also win No. 200 in the coaching career of Hayden Fry.

1994 - Iowa again closed the season fast, earning three wins and a tie in the last four games to post a 5-5-1 mark. The Hawkeyes fought back from injuries at the quarterback position to score 98 points in the final two games, wins over Northwestern and Minnesota. Five Iowa quarterbacks were injured during the year.

1995 - Following the trend of the past few seasons, Iowa closed fast, winning its final two games of the regular season to earn an invitation to the Sun Bowl. Iowa ended the year in fine fashion, racing past Pac-10 co-champion Washington 38-18 in the Sun Bowl and ending the year with an 8-4 record, including a 4-4 Big Ten mark. Iowa was ranked in the top 25 in the final polls by the *Associated Press*, *UPI* and *CNN/USA Today*.

1996 - Iowa posted a 9-3 record, including a 27-0 win over Texas Tech in the Builder's Square Alamo Bowl. The Hawkeyes posted a 6-2 Big Ten record, earning a tie for third place with Penn State. Iowa ended the season ranked 18th in the nation in both the AP poll and the *CNN/USA Today* coaches poll. PR Tim Dwight and DT Jared DeVries earned All-America honors and RB Sedrick Shaw rushed for over 1,000 yards for the third consecutive season.

1997 - If ever the Hawkeyes had a season that could have been, 1997 would be the year. Iowa posted a 7-5 overall record (4-4 in the Big Ten) and participated in the Norwest Sun Bowl, earning its third straight bowl invitation. But narrow road losses at national champion Michigan (28-24), Wisconsin (13-10) and Northwestern (15-14) put a damper on what could have been a great season. RB Tavian Banks, WR Tim Dwight and DT Jared DeVries earned All-America honors and Dwight led the nation in punt returns.

1998 - On Nov. 25, 1998, Hayden Fry announced his retirement as head coach after a successful 20-year career with the Hawkeyes. Fry had a record of 143-89-6 at Iowa and a 232-178-10 mark over his 37 seasons as a college head football coach.

Iowa struggled to a 3-8 record on the field, with five of the eight losses coming to teams ranked in the final top 25. Three Hawkeye losses came at the hands of teams ranked in the top six in the country.

Iowa was led on offense by three freshmen, as QB Kyle McCann led the team in passing, RB Ladell Betts led the team in rushing and WR Kahlil Hill led the team in receiving. Senior DT Jared DeVries earned consensus All-America honors.

1999 - Kirk Ferentz began a new coaching era as Iowa finished the season with a 1-10 record while facing what was regarded as the fourth strongest schedule in the nation. Three of Iowa's losses went down to the final play of the game, with the Hawkeyes allowing a score at Northwestern and failing to score from inside the 10-yardline in home losses to Indiana and Minnesota.

2000 - Iowa opened the season in the Eddie Robinson Classic against Kansas State on Aug. 26, marking the earliest date ever for an Iowa football game. The Hawkeyes, facing the sixth-strongest schedule in the nation, posted a 3-9 overall record. The Hawkeyes won their first overtime game ever, 26-23 at Penn State, in double overtime. A late season 27-17 win over Northwestern forced the Wildcats to share the Big Ten title. Iowa finished strong, winning two of final three games to set the table for the success of 2001 and 2002.

2001 - Iowa opened the season with three straight wins and ended the season winning three of its final four games, including a 19-16 victory over Texas Tech in the Alamo Bowl. The Hawkeyes posted an overall 7-5 record and tied for fourth in the Big Ten with a 4-4 mark. All five of Iowa's setbacks came by less than 10 points. Iowa led the Big Ten in scoring (32.6) as Coach Kirk Ferentz led Iowa to a bowl win in just his third season.

2002 - Iowa posted a perfect 8-0 record in Big Ten play to earn a share of the conference title with Ohio State. After a 3-1 start in non-conference play, the Hawkeyes began league play with a 42-35 overtime win at Penn State and went on to earn the league title in Coach Kirk Ferentz' fourth year. Iowa posted a final mark of 11-2 after a loss to Southern California in the 2003 Orange Bowl in Miami. Iowa earned its first-ever Bowl Championship Series invitation.

Ferentz earned Big Ten and national Coach of the Year honors, while 11 Hawkeyes were named first team all-Big Ten. QB Brad Banks placed second in the voting for the Heisman Trophy and was the Big Ten Conference MVP. Banks was also the Associated Press Player of the Year and earned the Davey O'Brien Award as the top quarterback in the nation. OL Eric Steinbach was the Big Ten Lineman of the year, while TE Dallas Clark earned the John Mackey Award and PK Nate Kaeding earned the Lou Groza award.

Iowa averaged over 37 points a game in leading the Big Ten in scoring for the second straight season, while the Hawkeye defense ranked fifth in the nation against the run.

2003 - For the first time in school history, Iowa won 10 or more games in consecutive seasons after posting a 10-3 mark in 2003, putting an exclamation mark on the season with a 37-17 win over Florida in the 2004 Outback Bowl.

Iowa's 21 wins over the past two seasons are the most ever for Iowa football in a two-year period. The Hawkeyes finished the season ranked eighth in the final polls, the first back-to-back top 10 finishes for Iowa football since the 1950's. Coupled with the 2003 Orange Bowl, Iowa also has played in January bowl games in consecutive seasons for the first time in the history of the program.

The Hawkeyes opened the season with four straight wins in non-conference play. After a loss at Michigan State, Iowa returned home for a 30-27 win over Michigan, handing the Wolverines their only loss in Big Ten play. After a loss at Purdue in early November, Iowa closed the regular season with wins over Minnesota and Wisconsin. The bowl win over Florida gave the Hawkeyes three straight wins over ranked opponents.

Offensive tackle Robert Gallery was named a consensus All-American and became Iowa's third Outland Trophy winner as the nation's top interior lineman. PK Nate Kaeding was also a first team All-American for the second straight season, becoming Iowa's all-time scoring leader while setting 14 school records during his career.

2004 - Winning its last eight games of the season, Iowa posted a 10-2 record, sharing the Big Ten Conference title for the second time in three seasons. The Hawkeyes defeated Wisconsin in Kinnick Stadium on the final day of the regular season to earn the title share with Michigan.

Playing in its third straight January bowl game, Iowa scored a thrilling 30-25 win over defending national champion LSU in the 2005 Capital One Bowl. The Hawkeyes scored the winning touchdown on a 56-yard pass from QB Drew Tate to senior WR Warren Holloway on the final play of the game.

Iowa started the season with a 2-2 mark before making its championship run. The win over Wisconsin increased Iowa's winning streak to 18 straight home games and 13 straight conference games, both school records.

Tate, DE Matt Roth, LB Chad Greenway and LB Abdul Hodge were named first team All-Big Ten, while Coach Kirk Ferentz was named Big Ten Conference Coach of the Year for the second time in three seasons.

2005 - Iowa finished the 2005 season with a 7-5 record and in a third place tie in the Big Ten standings. A pair of heartbreaking, last minute losses to Michigan and Northwestern is all that separated Iowa from at least a piece of its third league title in four years. The Hawkeyes' success earned them their second Outback Bowl appearance in three years.

Despite a year of triumphs and disappointments, Iowa finished the year as one of only four teams in the nation to have played in January bowl games the last four years.

LB Chad Greenway, DB Jovon Johnson and DE Kenny Iwebema were named All-Big Ten first team, while LB Abdul Hodge, RB Albert Young and PK Kyle Schlicher earned second team accolades.

2006 - Iowa started the season winning five of its first six games and becoming a fixture in the nation's top 20. The second half of the season was just the opposite as injuries took their toll and the Hawkeyes dropped five of their final six regular season contests.

But, Iowa did well enough to get invited to its sixth straight bowl game and came excruciatingly close to an upset of the defending national champion Texas Longhorns in the Alamo Bowl, before succumbing (26-24). The game was played before the biggest sports crowd ever to witness a sporting event in the Alamodome.

OL Mike Jones was named to the coaches first All-Big Ten team. OL Marshal Yanda, LB Mike Klinkenborg, TE Scott Chandler and DB Marcus Paschal were second team choices.

Iowa was the only team in the country to have three players (OL Mike Elgin, DB Adam Shada and LB Mike Klinkenborg) represented on the first academic All-America team.

2007 - Iowa finished the season with a 6-6 overall record. Iowa finished tied for fifth in the Big Ten with a 4-4 mark. After starting the season with a 2-4 record, Iowa won four of its last six and just missed being selected for a bowl game. The Hawkeyes were bowl eligible for the seventh straight season and finished in the Big Ten's upper division for the sixth time in seven years. Iowa broke the school record for fewest turnovers in a season (13).

DT Mitch King earned first team All-Big Ten accolades by the coaches and second team honors by the media. CB Charles Godfrey was recognized on the second team by the coaches and was an honorable mention honoree by the media.

Iowa's offense isn't making any excuses, but... at least 11 players who appeared on the spring, or early fall, two-deep are either off the roster or were injured for a significant amount of time. The Iowa offense could have looked much different with some of the following names on the two-deep: WR Andy Brodell, OL Dace Richardson, OL Rob Bruggeman, OL Bryan Bulaga, OL Alex Kanellis, TE Tony Moeaki, WR Colin Sandeman, WR Dominique Douglas, WR Anthony Bowman, WR Trey Stross and RB Shonn Greene.

2008 - Led by a great group of 15 seniors, Iowa won five of its last six games and earned a spot in the prestigious Jan. 1 Outback Bowl against South Carolina, winning 31-10.

The 2008 Hawkeyes finished the season with a 9-4 record and were ranked 20th in both final major polls. The Outback Bowl champions became the fourth Iowa team in the last seven years to win at least nine games. The Hawkeyes also played in a January bowl game for the fifth time in seven years.

Along the way, running back Shonn Greene broke seven school records and three school individual bowl records en route to becoming a consensus All-American and won the Doak Walker Award as the nation's top running back. Greene also was named the Big Ten's Most Valuable Player. On the defensive side, Mitch King also earned All-America honors and was named Big Ten Defensive Lineman of the Year.

The Hawkeyes tied for fourth (5-3 league record) and wound up as the league's only winner in the bowl season. Iowa's four losses came by a combined 12 points.

Iowa ranked in the top 20, nationally, in six statistical categories (5th - Pass efficiency defense, scoring defense and fewest penalty yards; 9th - rushing defense; 12th - total defense; 19th - red zone defense).

2009 - The 2009 Hawkeyes will be remembered as one of the most entertaining, talented and successful teams in Hawkeye history. The 11 wins equal (2002) the program record for victories in a season. The regular season win total of 10 was achieved for only the fourth time. For the first time ever, the Hawkeyes won their first nine games of a season. And, for the sixth time in eight years, Iowa played in a January bowl game. And, more importantly, Iowa won a BCS caliber bowl game for the first time since 1959.

Iowa posted an 11-2 overall record and a 6-2 Big Ten mark, good enough for a second place tie with Penn State. The Hawkeyes won at least nine games for the fifth time in the last eight years and won 10 games or more for the seventh time in school history.

In addition to Iowa's 24-14 win over ninth-ranked Georgia Tech in the FedEx Orange Bowl, the Hawkeyes posted road wins at Penn State, Wisconsin, Michigan State and Iowa State. An overtime loss at eventual league champion Ohio State was the only road blemish. A seven-point home loss to Northwestern was Iowa's only other loss. The Hawkeyes posted four wins by three points or less for the first time in school history.

Another road block during the 2009 season was an unusually high number of injuries to several starters. The loss of two offensive linemen, tight end, quarterback, running backs, receivers, defensive backs and a linebacker were all part of the scenario Iowa's coaching staff had to deal with. All of the above mentioned positions lost starters for at least part of the season.

The Hawkeyes ranked seventh in both major polls at the conclusion of the season, the highest final ranking for the program since 1960.

Individually, several Hawkeyes reaped the rewards of the successful season. Defensive end Adrian Clayborn was named MVP of the FedEx Orange Bowl. Coach Kirk Ferentz was named Big Ten Coach of the Year for the third time. Offensive tackle Bryan Bulaga was picked as the league's Offensive Lineman of the Year. He joined Dace Richardson (OL), Tony Moeaki (TE), Clayborn (DE), Pat Angerer (LB), Tyler Sash (DB) and Amari Spivey (DB) on the first All-Big Ten team. Six Hawkeyes were selected in the 2010 NFL Draft.

2010 - Iowa concluded the season with a 27-24 win over 12th-ranked Missouri in the Insight Bowl. The Hawkeyes earned their second straight bowl victory over a top-15 opponent and won three consecutive bowl games for the first time in school history.

The Insight Bowl win over the Tigers marked Iowa's fourth 2010 victory over a ranked opponent, the most by an Iowa team since 2003. Iowa played seven ranked opponents in 2010, the most for the Hawkeyes under Kirk Ferentz.

Iowa posted a 7-5 regular season record, including a 4-4 mark in Big Ten Conference play (fourth). The Hawkeyes placed in the first division of the Big Ten for the ninth time in the last 10 years.

Iowa's record came against one of the toughest schedules in the nation. In each of Iowa's five losses, the Hawkeyes were either tied or leading in the fourth quarter. The five losses came by a total of 18 points and the four league losses were by a collective 11 points. Iowa's most impressive wins were a 37-6 win over Michigan State, which shared the Big Ten title while posting an 11-2 overall record, and the Insight Bowl win over Missouri (10-3), which tied for the North Division title in the Big 12 Conference.

Sophomore DB Micah Hyde was named defensive Player of the Game, as his 72-yard interception return for a touchdown in the fourth quarter provided Iowa's winning margin.

Four Hawkeyes earned first team All-Big Ten honors, including DE Adrian Clayborn, DB Tyler Sash, DB Shaun Prater and WR Derrell Johnson-Koulianos. Clayborn earned consensus All-America honors and was a finalist for both the Rotary Lombardi Award and the Ted Hendricks Award. Quarterback Ricky Stanzi was a finalist for the Johnny Unitas Golden Arm Award. Punter Ryan Donahue was one of three finalists for the Ray Guy Award.

2011 - Iowa completed the season with a 7-6 overall record and a 4-4 mark in Big Ten play. The Hawkeyes were bowl eligible for the 11th straight season, dropping a 31-14 decision to Oklahoma in the 2011 Insight Bowl at Tempe, Arizona.

Iowa posted a 3-1 mark in nonconference action, with the only blemish being a three-overtime loss at Iowa State. The Hawkeyes were 1-3 against ranked opponents. Iowa defeated 13th-ranked Michigan (24-16) and lost to 13th-ranked Michigan State (37-21), both at home. Iowa lost at 22nd-ranked Nebraska (20-7) and to 14th-ranked Oklahoma at the Insight Bowl.

Iowa's offense was led by senior WR Marvin McNutt, Jr., and junior QB James Vandenberg. McNutt set single-season (1,315) and career (2,861) records for receiving yards and touchdowns (12 and 28). His 82 receptions tied the single-season record. Vandenberg threw for 3,022 yards and 25 touchdowns, completing 58.7% of his pass attempts. Marcus Coker's rushing total of 1,384 yards ranks fourth best for a single season at Iowa.

Sophomore linebackers James Morris and Christian Kirksey led the Hawkeyes in tackles, each with 110. Senior DT Mike Daniels (13.5-63) and senior DE Broderick Binns (12-58) led the team in tackles for loss. Junior CB Micah Hyde and sophomore safety Tanner Miller each had three interceptions and Hyde matched Binns with eight pass break-ups.

McNutt was named the top receiver in the Big Ten Conference, while McNutt, OL Riley Reiff and DB Shaun Prater earned first team all-Big Ten recognition. For the third straight year, Iowa had six players selected in the annual NFL draft, including Reiff, who gave the Hawkeyes a first round selection for the third straight year.

2012 - Iowa posted a 4-8 overall record, including a 2-6 mark in Big Ten play. The Hawkeyes were the only team in the nation to play in six games decided by three points or less during the regular season, posting a 2-4 mark in those games. Iowa had two games decided by a single point (1-1) and won at Michigan State in overtime. In two losses, at home to Central Michigan and Purdue, the visitors scored the winning points on a field goal on the final play.

The Hawkeyes played nine games against teams that were selected for bowl games, in addition to an eight-win Penn State team.

The Hawkeyes started fast in Big Ten play, earning a win over previously undefeated Minnesota (31-13) and the double-overtime win at Michigan State (19-16).

Senior DB Micah Hyde led the Iowa defense by earning the Tatum-Woodson Award as the top defensive back in the Big Ten. Hyde was a first team All-Big Ten selection, while senior center James Ferentz earned second team honors.

Junior linebackers Anthony Hitchens led the team in tackles (124), while junior linebacker Christian Kirksey was third in tackles (95) had two pass interceptions and four recovered fumbles.

The Iowa offense was led by sophomore running backs Mark Weisman and Damon Bullock, despite the fact that both battled injuries throughout the season. Weisman played in 10 games and rushed for 815 yards and eight scores. Quarterback James Vandenberg passed for 2,249 yards and seven touchdowns.

Hyde was drafted in the fifth round of the NFL Draft by the Green Bay Packers.

2013 - Iowa finished the season 8-5 overall and 5-3 in the Big Ten. The Hawkeyes placed second in the Legends Division. Iowa accepted an invitation to play in the 2014 Outback Bowl in Tampa, Florida, dropping a 21-14 decision to No. 14 LSU.

The 2014 Outback Bowl marked Iowa's 11th both appearance overall, and seventh January bowl appearance, since 2001. Iowa's 2013 schedule included eight bowl teams, including two teams that competed in BCS bowl games. With the 8-5 final record, Iowa was one of six BCS conference teams to have improved by four victories or more from 2012.

Iowa's five losses were to teams that finished with a combined record of 56-12, for a winning percentage of .824. The Hawkeyes earned four road wins, their highest total since 2009 (4). Iowa won three of four trophy games, winning at Iowa State, Minnesota and Nebraska, while falling to Wisconsin in Iowa City.

Iowa rushed for 2,339 rushing yards, its highest single-season total since 2008 (2,453). Junior Mark Weisman led the ground game with 975 yards and eight touchdowns on 227 attempts. Quarterback Jake Rudock completed 204-346 attempts for 2,383 yards and 18 touchdowns, while junior Kevonte Martin-Manley led the receivers with 40 receptions for 388 yards and five scores.

Three Hawkeye linebackers recorded over 100 tackles (Anthony Hitchens 112, James Morris 107, Christian Kirksey 104). It is the first time in program history three players recorded 100 tackles (tackles became official stat in 1968). Hitchens and junior OT Brandon Scherff were named the Roy J. Carver Most Valuable Players.

Three Hawkeyes were selected in the 2014 NFL Draft, including tight end C.J. Fiedorowicz (Houston, third round), Kirksey (Cleveland, third round) and Hitchens (Dallas, fourth round).

2014 - Iowa posted a 7-6 overall record, including a 4-4 record in Big Ten play. The Hawkeyes were bowl eligible for the 13th time in the last 14 seasons, dropping a 45-28 decision to Tennessee in the 2015 TaxSlayer Bowl in Jacksonville, Florida.

Iowa posted a 3-1 record in non-conference action, defeating Northern Iowa, Pittsburgh and Ball State while dropping a 20-17 decision to Iowa State on the final play of the game. In conference action the Hawkeyes lost a two-point decision to West Division champion Wisconsin and an overtime contest to Nebraska.

The Hawkeyes had three road wins, marking the first time in the Ferentz era Iowa has had back-to-back winning seasons on the road. Offensive tackle Brandon Scherff became Iowa's fourth recipient of the Outland Trophy, which goes annually to the top offensive lineman in college football. Scherff was named the Rimington-Pace Offensive Lineman of the Year in the Big Ten and was a unanimous consensus All-American.

Second team all-Big Ten honors went to OL Austin Blythe, LB Quinton Alston, DT Carl Davis, and DT Louis Trinca-Pasat and DL Drew Ott. TE Jake Duzey, SS John Lowdermilk, FS Jordan Lomax, DB Desmond King, WR Tevaun Smith and RT Andrew Donnal earned honorable mention.

Three Hawkeyes were selected in the 2015 NFL Draft. OL Brandon Scherff was selected by Washington in the first round, being the fifth player taken in the draft. DL Carl Davis was selected by Baltimore in the third round and OL Andrew Donnal was a fourth round selection of the St. Louis Rams.

2015 - Iowa opened the season 12-0 for the first time in school history, winning the Big Ten Conference West Division. The 12 wins are a program record, and the 12-game winning streak ranked fourth all-time (20, 1920-23; 14, 1899-00; 13, 2008-09). The Hawkeyes completed the year with a 12-2 record, falling in the Big Ten title game to Michigan State (19-16) and dropping a 45-16 decision to Stanford in the 2016 Rose Bowl.

Iowa finished the season ranked No. 9 in the Associated Press poll. It is the fifth time since 2002 Iowa has finished the season ranked in the top 10 (7th in 2009, 8th in 2004, 8th in 2003, 8th in 2002), and the 13th time in program history.

Head coach Kirk Ferentz was named Big Ten Coach of the Year for the fourth time in his career (2002, 2004, 2009, 2015). Ferentz was also named Eddie Robinson and Woody Hayes national Coach of the Year and earned the Bobby Dodd Award.

The Hawkeyes were 5-0 in true road games with a pair of wins over ranked opponents (#18 Wisconsin; #20 Northwestern). Iowa was one of only five schools with multiple road wins over ranked opponents. Junior QB C.J. Beathard became the only quarterback in school history to win his first 13 career starts, and one of only three Power 5 quarterbacks to win each of their first 13 career starts since 2010.

Junior DB Desmond King became the 23rd consensus All-American in school history and the eighth different Hawkeye under Kirk Ferentz to earn consensus All-America honors. King tied the single-season school record (Lou King, 1981; Nile Kinnick, 1939) with eight interceptions. He also earned the Jim Thorpe Award, which goes to the top defensive back in the nation. Iowa scored 93 points off turnovers and led the Big Ten with 19 interceptions.

Jordan Canzeri (256 vs. Illinois), Akrum Wadley (204 at Northwestern), and LeShun Daniels (195 vs. Minnesota) each rushed for at least 195 yards in a single game, making Iowa the first FBS team since LSU in 1997 to have at least three different players rush for 195-plus yards in a single game in the same season.

2016 - Iowa posted an overall 8-5 record, making its fourth straight appearance in a January bowl game. The Hawkeyes finished the regular season with three straight wins, tied for second in the Big Ten Conference West Division, and played in a bowl game for the 14th time in the last 16 seasons. The Hawkeyes fell to Florida, 30-3, at the 2017 Outback Bowl. It was Iowa's fifth Outback Bowl appearance and 10th January bowl game under Kirk Ferentz. The Hawkeyes allowed only 11 first downs in the game, tying an Outback Bowl record.

Iowa's stretch run in November included home wins over No. 2 Michigan (14-13) and No. 15 Nebraska (40-10). Earlier in the year the Hawkeyes won trophy games over Iowa State (42-3) and at Minnesota (14-7).

Senior defensive back Desmond King earned first team All-America honors for the second straight season to highlight Iowa's individual awards. Senior defensive tackle Jaleel Johnson joined King as a first team selection on the All-Big Ten honor squad, while junior linebacker Josey Jewell was a second team selection for the second consecutive season.

Iowa's offensive line earned the Joe Moore Award, presented to the best offensive line in college football. That group led the way as two Iowa running backs, senior LeShun Daniels, Jr., and junior Akrum Wadley, each rushed for over 1,000 yards.

Jewell led the Hawkeye defense for the second straight year, recording 124 tackles. King and sophomore Brandon Snyder each had three interceptions. King is the only Big Ten player in the last 20 years to have 12 or more interceptions and 1,500 or more combined kickoff and return yards. King had 14 career interceptions, tied for fourth most in program history, and 1,962 combined return yards on kickoff and punt returns. The combined punt and kick return yards rank third all-time in school history.

HAWKEYES AT NIGHT

Iowa has hosted 14 night games in Kinnick Stadium's history, holding a 10-4 record in those contests. The Hawkeyes have won four straight night games in Kinnick Stadium, including two games in both 2015 and 2016. Below is a list of night games in Kinnick Stadium:

Date	Opponent	Result	Start Time
Sept. 5, 1992	Miami, Florida	L, 24-7	7 p.m.
Sept. 18, 1999	Northern Illinois	W, 24-0	5 p.m.
Sept. 14, 2002	Iowa State	L, 36-31	5 p.m.
Sept. 20, 2003	Arizona State	W, 21-2	5 p.m.
Sept. 30, 2006	Ohio State	L, 38-17	7 p.m.
Sept. 8, 2007	Syracuse	W, 35-0	7 p.m.
Oct. 10, 2009	Michigan	W, 30-28	7 p.m.
Oct. 2, 2010	Penn State	W, 24-3	7 p.m.
Oct. 15, 2011	Northwestern	W, 41-31	6 p.m.
Oct. 20, 2012	Penn State	L, 38-14	7 p.m.
Sept. 19, 2015	Pittsburgh	W, 27-24	7 p.m.
Nov. 14, 2015	Minnesota	W, 40-35	7 p.m.
Sept. 10, 2016	Iowa State	W, 42-3	6:30 p.m.
Nov. 12, 2016	Michigan	W, 14-13	7 p.m.

IOWA VS. TOP-RANKED OPPONENTS

Iowa has played 11 games (0-10-1) against top-ranked opponents in its history. Below is a list of Iowa's games vs. top-ranked foes:

Game	Date	Result, Score
Ohio State at Iowa	Sept. 30, 2006	L, 38-17
Iowa at Nebraska	Sept. 23, 2000	L, 42-13
Miami at Iowa	Sept. 5, 1992	L, 24-7
Iowa at Ohio State	Oct. 11, 1975	L, 49-0
Iowa at Ohio State	Nov. 17, 1973	L, 55-13
Michigan State at Iowa	Nov. 6, 1965	L, 35-0
Iowa at Notre Dame	Nov. 21, 1964	L, 28-0
Ohio State at Iowa	Oct. 31, 1964	L, 21-19
Iowa at Notre Dame	Nov. 21, 1953	T, 14-14
Iowa at Notre Dame	Nov. 19, 1949	L, 28-7
Minnesota at Iowa	Nov. 15, 1941	L, 34-13

IOWA IN OVERTIME

Iowa holds a 6-4 record in overtime games. Iowa won its first overtime contest, defeating Penn State 26-23 on Nov. 4, 2000, in State College, Pennsylvania. The Hawkeyes are 2-3 in single overtime, 3-0 in double overtime and 1-1 in triple overtime. Iowa is 2-2 in overtime in Kinnick Stadium and 4-2 in overtime road games. Following are Iowa's overtime games:

Date	Result	OT's	Opponent	Site
11/04/00	W, 26-23	Double	Penn State	State College, Pa.
9/28/02	W, 42-35	Single	Penn State	State College, Pa.
10/22/05	L, 23-20	Single	Michigan	Iowa City
9/09/06	W, 20-13	Triple	Syracuse	Syracuse, N.Y.
10/27/07	W, 34-27	Double	Michigan State	Iowa City
11/14/09	L, 27-24	Single	Ohio State	Columbus, Ohio
9/10/11	L, 44-41	Triple	Iowa State	Ames, Iowa
10/13/12	W, 19-16	Double	Michigan State	E. Lansing, Mich.
10/26/13	W, 17-10	Single	Northwestern	Iowa City
11/28/14	L, 37-34	Single	Nebraska	Iowa City

9/2 (1-0)

2006 * Montana W 41-7

9/9 (2-1)

1995 * Northern Iowa W 34-13

2000 * Western Michigan L 21-27

2006 at Syracuse (2 OT) W 20-13

9/16 (3-3)

1972 Ohio State L 0-21

1978 * Northwestern W 20-3

1989 * Oregon L 6-44

1995 Iowa State W 27-10

2000 * Iowa State L 14-24

2006 * Iowa State W 27-17

9/23 (5-3)

1899 * Iowa Teachers W 22-0

1938 UCLA L 3-27

1967 * Texas Christian W 24-9

1972 * Oregon State W 19-11

1978 * Iowa State L 0-31

1989 Iowa State W 31-21

2000 Nebraska L 13-42

2006 at Illinois W 24-7

9/30 (7-5)

1903 * Coe W 16-0

1905 * Monmouth W 40-0

1933 Northwestern W 7-0

1939 * South Dakota W 41-0

1961 * California W 28-7

1967 * Oregon State L 18-38

1972 Penn State L 10-14

1978 Arizona L 3-23

1989 * Tulsa W 30-22

1995 * New Mexico State W 59-21

2000 Indiana L 33-45

2006 at Ohio State L 17-38

10/7 (9-7-1)

1893 Coe W 56-0

1899 Chicago T 5-5

1905 Chicago L 0-42

1916 * Cornell W 31-6

1922 * Knox W 61-0

1933 * Bradley Tech W 38-0

1939 * Indiana W 32-29

1944 Ohio State L 0-34

1950 Indiana L 7-20

1961 Southern Cal W 35-34

1967 Notre Dame L 6-56

1972 * Purdue L 0-24

1978 * Utah L 9-13

1989 * Michigan State L 14-17

1995 Michigan State W 21-7

2000 * Michigan State (h) W 21-16

2006 * Purdue (h) W 47-17

10/21 (8-10-1)

1892 Coe W 48-0

10/21 * Luther W 32-0

1899 * Rush W 17-0

1905 Minnesota L 0-39

1911 * Cornell L 0-3

1916 * Purdue W 24-6

1922 Illinois W 8-7

1933 * Wisconsin (h) W 26-7

1944 * Purdue (h) L 7-26

1950 * Purdue (h) W 33-21

1955 UCLA L 13-33

1961 * Wisconsin (h) W 47-15

1967 Wisconsin T 21-21

1972 Minnesota L 14-43

1978 Ohio State L 7-31

1989 * Michigan (h) L 12-26

1995 * Penn State L 27-41

2000 * Ohio State L 10-38

2006 at Michigan L 6-20

10/28 (6-12-1)

1895 * Iowa State L 0-24

1899 * Iowa State W 5-0

1905 * Iowa Teachers W 41-5

1911 Minnesota L 6-24

1916 Minnesota L 0-67

1922 * Purdue W 56-0

1932 George Washington L 6-21

1933 Minnesota L 7-19

1939 Wisconsin W 19-13

1944 Indiana L 0-32

1950 Ohio State L 21-83

1961 Purdue L 0-9

1967 * Purdue (h) L 22-41

1972 * Michigan State (h) T 6-6

1978 * Purdue (h) L 7-34

1989 Northwestern W 35-22

1995 Ohio State L 35-56

2000 * Wisconsin L 7-13

2006 * Northern Illinois W 24-14

11/4 (8-9)

1893 Kansas L 24-35

1896 * Wilton W 27-0

1899 Nebraska W 30-0

1905 * Grinnell W 45-0

1911 Wisconsin L 0-12

1933 * Iowa State W 27-7

1939 Purdue W 4-0

1944 * Nebraska W 27-6

1950 Minnesota W 13-0

1961 Ohio State L 13-29

1967 * Minnesota L 0-10

1972 Wisconsin L 14-16

1978 * Michigan L 0-34

1989 * Illinois L 7-31

1995 * Illinois L 7-26

2000 Penn State (2 OT) W 26-23

2006 * Northwestern L 7-21

11/11 (6-12)

1893 Grinnell L 14-36

1899 * Grinnell W 16-6

1905 * Des Moines W 72-0

1911 Purdue W 11-0

1916 Northwestern L 13-20

1922 * Minnesota (h) W 28-14

1933 Michigan L 6-10

1939 * Notre Dame W 7-6

1944 Wisconsin L 7-26

1950 * Illinois L 7-21

1961 * Minnesota L 9-16

1967 Northwestern L 24-39

1972 * Michigan L 0-31

1978 Indiana L 14-34

1989 Ohio State L 0-28

1995 Northwestern L 20-31

2000 * Northwestern W 27-17

2006 * Wisconsin L 21-24

11/18 (10-9-1)

1893 * Missouri W 34-12

1895 Missouri L 0-34

1899 * Knox W 33-0

1905 * Drake W 44-0

1911 * Iowa State L 0-9

1916 Iowa State W 19-16

1922 Ohio State W 12-9

1933 Purdue W 14-6

1939 * Minnesota (h) W 13-9

1944 * Minnesota L 0-46

1950 * Notre Dame T 14-14

1961 Michigan L 14-23

1966 Miami, Fla. L 0-44

1967 Ohio State L 10-21

1972 Indiana L 8-16

1978 * Wisconsin W 38-24

1989 Purdue W 24-0

1995 Wisconsin W 33-20

2000 Minnesota L 24-27

2006 at Minnesota L 24-34

11/24 (4-10-2)

1892 Nebraska T 10-10

1898 Nebraska W 6-5

1904 Minnesota L 0-11

1906 * Iowa State L 0-2

1917 * Iowa State (h) W 6-3

1923 Northwestern W 17-14

1928 Michigan L 7-10

1934 Ohio State L 7-40

1945 Nebraska L 6-13

1950 Miami, Fla. L 6-14

1951 Notre Dame T 20-20

1956 * Notre Dame W 48-8

1962 Notre Dame L 12-35

1973 * Michigan State L 6-15

1990 Minnesota L 24-31

2001 Iowa State L 14-17

12/2 (0-0)

* -- at Iowa City
(h) -- indicates Homecoming game

Year	Points Total-PPG	First Downs	Rushing Att-Yds-YPG	Passing Com-At-Int-TD	Passing Yards-YPG	Total Yds. Plays-Yds-YPG	Punts- Avg.	Fum. - Lost	Pen. Yds.
2016	324-24.9	217	502-2234-171.8	175-310-10-17	1991-153.2	812-4225-325.0	78-40.9	13-2	65-537
Opp.	245-18.8	236	492-1947-149.8	202-401-9-18	2618-201.4	893-4565-351.2	80-38.6	15-9	67-522
2015	433-30.9	284	568-2544-181.7	227-369-5-17	2862-204.4	973-5406-386.1	68-39.7	19-11	73-683
Opp.	285-20.4	270	469-1700-121.4	265-493-19-17	3074-219.6	962-4774-341.0	76-40.8	15-8	89-824
2014	367-28.5	280	514-2120-163.1	265-437-7-21	3081-237.0	951-5201-5.5	65-37.8	21-15	46-384
Opp.	333-25.6	219	495-2188-168.3	189-352-13-18	2287-175.9	847-4475-5.3	79-39.1	11-3	83-775
2013	342-26.3	256	557-2339-179.9	213-375-15-19	2562-197.1	932-4901-377.0	65-40.0	13-7	52-425
Opp.	246-18.9	207	466-1669-128.4	217-395-13-20	2271-174.7	861-3940-303.1	89-40.8	17-8	60-559
2012	232-19.3	209	404-1476-123.0	223-389-8-7	2249-187.4	793-3725-310.4	68-37.3	14-3	55-491
Opp.	275-22.9	237	473-1945-162.1	224-353-10-16	2634-219.5	826-4579-381.6	58-40.0	19-13	64-585
2011	358-27.5	266	454-1790-137.7	240-412-8-25	3052-234.8	866-4842-372.5	53-41.2	18-10	62-463
Opp.	310-23.8	278	549-2028-156.0	256-413-10-21	2898-222.9	962-4926-378.9	62-42.0	26-9	83-701
2010	376-28.9	261	449-1929-148.4	226-357-6-26	3049-234.5	806-4978-382.9	56-43.6	12-5	64-486
Opp.	221-17.0	249	407-1320-101.5	298-479-19-12	2297-230.5	886-4317-332.1	71-40.9	11-5	85-753
2009	301-23.2	232	454-1485-114.2	213-392-20-19	2887-222.1	846-4372-336.3	61-40.9	11-8	57-447
Opp.	200-15.4	195	285-1607-123.6	190-383-21-9	1988-152.9	844-3595-276.5	78-40.6	20-9	72-619
2008	394-30.3	269	515-2453-188.7	187-320-11-16	2362-181.7	835-4815-370.4	51-40.9	20-13	53-34.3
Opp.	169-13.0	215	397-1222-94.0	256-463-23-9	2656-197.3	860-3787-291.3	76-39.9	17-9	65-46.5
2007	222-18.5	203	438-1515-126.2	199-376-7-17	2281-190.1	814-3796-316.3	87-40.8	13-6	67-579
Opp.	225-18.8	227	454-1464-122.0	247-426-14-13	2750-229.2	880-4214-351.2	75-40.8	19-7	61-487
2006	310-23.8	261	432-1865-143.5	248-423-19-21	3118-239.8	855-4983-383.3	56-37.6	21-12	65-581
Opp.	269-20.7	250	480-1737-133.6	241-423-14-20	2732-210.2	903-4469-343.8	66-40.9	17-6	65-575
2005	360-30.0	272	436-2096-174.7	245-404-8-23	3093-257.8	840-5189-432.4	58-38.4	15-9	52-447
Opp.	240-20.0	256	470-1512-126.0	276-445-10-18	3080-256.7	915-4592-382.7	73-40.9	14-6	65-500
2004	292-24.3	199	428-871-72.6	239-385-14-20	2881-240.1	813-3752-312.7	66-39.9	17-5	91-675
Opp.	211-17.6	202	392-1110-92.5	234-424-17-15	2416-201.3	816-3526-293.8	67-41.2	22-15	59-485
2003	373-28.7	223	535-2241-172.4	171-320-10-19	2095-161.2	855-4336-333.5	82-40.4	20-11	81-636
Opp.	210-16.2	220	480-1205-92.7	257-462-13-11	2884-221.8	942-4089-314.5	93-39.8	22-12	71-651
2002	484-37.2	270	553-2784-214.2	182-314-5-27	2734-210.3	867-5518-424.5	53-39.5	17-11	103-873
Opp.	256-19.7	282	416-1065-81.9	300-535-20-15	3554-273.4	951-4619-355.3	78-39.4	22-11	73-559
2001	391-32.6	242	488-2104-175.3	210-323-13-20	2618-218.2	811-4722-393.5	49-35.7	17-8	78-595
Opp.	258-21.5	211	437-1405-117.1	208-377-13-15	2496-208.0	814-3901-325.1	70-40.2	15-8	61-491
2000	203-16.9	200	403-1090-90.8	230-404-11-16	2580-215.0	807-3670-305.8	74-42.5	22-9	78-652
Opp.	330-27.5	263	521-2331-194.3	216-381-9-21	2960-246.7	902-5291-440.9	56-39.8	21-8	73-646
1999	162-14.7	177	339-1028-93.5	202-376-9-6	2275-206.8	715-3303-300.3	73-41.9	20-8	59-451
Opp.	347-31.5	253	545-2698-245.3	167-296-6-23	2399-218.1	841-5097-463.4	50-40.1	12-7	69-656
1998	172-15.6	171	406-1470-80.9	153-303-15-6	2045-185.9	709-2935-266.8	77-39.3	17-8	71-600
Opp.	287-26.1	212	473-2374-187.3	158-296-12-14	2328-211.6	769-4388-398.9	63-40.0	21-12	89-760
1997	411-34.3	211	522-2604-217.0	143-271-11-24	2263-188.6	793-4867-405.6	57-41.7	22-12	69-560
Opp.	159-13.2	81	469-1816-119.1	151-336-22-13	1875-156.3	805-3304-275.3	90-37.2	22-10	76-678
1996	339-28.3	103	523-2154-179.5	168-293-12-12	2120-176.7	816-4274-356.2	59-43.1	22-12	74-595
Opp.	243-20.3	97	464-1690-140.8	169-361-17-13	2007-167.3	825-3697-308.1	77-41.2	34-16	60-456
1995	368-30.7	131	559-2398-199.8	176-309-16-15	2613-217.8	868-5011-417.6	54-41.5	21-8	95-857
Opp.	259-21.6	91	455-1503-125.3	186-354-18-15	2493-207.8	809-3996-333	65-39.7	18-9	66-577
1994	307-27.9	116	474-2431-221	142-264-13-12	2045-185.9	738-4476-406.9	42-39.7	24-16	75-734
Opp.	324-29.5	137	519-2415-219.6	130-249-9-12	1777-161.6	768-4192-381.1	50-38.6	20-13	67-552
1993	214-17.8	88	452-1296-108	195-330-12-11	2276-189.7	782-3572-297.7	66-40.9	24-10	62-565
Opp.	293-24.4	130	559-2277-189.8	164-319-18-9	2064-172	878-4341-361.8	52-36.8	25-10	64-588
1992	243-20.3	94	491-1566-130.5	247-416-13-18	2723-226.9	907-4289-357.4	64-37.1	20-10	66-551
Opp.	278-23.2	106	461-2047-170.6	184-320-18-11	2135-177.9	781-4182-348.5	60-38.7	26-14	82-664
1991	343-28.6	116	514-2128-177.3	218-346-13-19	2697-224.8	860-4825-402.1	54-32.5	15-8	57-501
Opp.	179-14.9	95	483-1464-122	160-306-12-13	1953-162.8	789-3417-284.8	72-35.5	22-11	58-495
1990	427-35.6	147	577-2699-224.9	196-322-11-17	2456-204.7	899-5155-429.6	52-35.2	32-16	65-552
Opp.	288-24	84	432-1317-109.8	204-374-13-16	2404-200.3	806-3721-310.1	69-38.7	29-18	87-660
1989	197-17.9	201	402-1323-120.3	196-352-17-13	2455-223.2	754-3778-343.5	59-37	36-21	55-459
Opp.	278-25.3	215	480-1611-146.5	182-319-12-13	2233-203	799-3844-349.5	58-39.2	20-15	56-427
1988	336-25.9	278	495-1741-133.9	290-470-14-18	3752-288.6	965-5493-422.5	61-36.1	24-16	70-581
Opp.	236-18.2	223	586-2186-168.2	161-326-17-11	2104-161.9	912-4290-330	73-37.7	36-18	67-537
1987	380-29.2	278	484-1695-141.3	276-448-13-23	3796-292	971-5585-429.6	59-38.8	33-18	69-576
Opp.	250-19.2	194	521-1514-116.5	150-311-22-14	2288-176	883-3802-292.5	73-38.1	25-17	82-674

Year	Points Total-PPG	First Downs	Rushing Att-Yds-YPG	Passing Com-At-Int-TD	Passing Yards-YPG	Total Yds. Plays-Yds-YPG	Punts- Avg.	Fum. - Lost	Pen. Yds.
1986	391-32.6	248	517-2260-188.3	186-324-14-20	2731-227.6	841-4991-415.9	52-40.5	21-14	81-689
Opp.	214-17.8	187	461-1246-103.8	168-325-23-14	2200-183.3	786-3446-287.2	74-41.4	26-16	56-540
1985	440-36.7	284	467-1896-158.0	276-420-16-30	3611-300.9	887-5507-458.9	46-38.6	20-13	60-463
Opp.	167-13.9	195	489-1446-120.5	188-347-19-9	2116-176.3	836-3562-296.8	79-37.7	27-15	59-420
1984	359-27.6	279	607-2105-161.9	226-348-16-23	3053-234.8	955-5158-396.8	70-38.3	33-19	70-596
Opp.	201-15.5	199	474-1308-118.9	204-385-19-15	2231-171.6	859-3539-272.2	64-41.4	29-18	64-504
1983	380-31.7	270	532-2408-200.7	194-346-14-20	3239-269.9	878-5647-470.6	52-37.2	25-12	84-710
Opp.	189-15.8	226	460-1593-132.8	205-413-21-12	2441-203.4	873-4034-336.2	81-40.7	23-11	63-581
1982	229-19.1	224	556-2101-175.1	163-265-12-11	1873-156.1	821-3974-331.2	68-43.8	27-14	66-587
Opp.	230-19.2	219	419-1441-120.1	226-409-20-10	2572-214.2	828-4013-334.4	61-42.2	22-14	58-535
1981	260-23.6	182	520-2153-195.7	109-214-10-7	1422-129.3	734-3575-325	57-45.4	21-14	84-666
Opp.	129-11.7	161	421-956-86.9	156-315-21-7	1834-166.7	736-2790-253.6	71-35.1	30-15	55-489
1980	154-14	174	451-1486-135.1	154-320-13-12	1918-174.4	771-3404-309.5	67-37.6	44-21	62-685
Opp.	238-21.6	204	517-1651-150.1	141-285-14-12	1913-173.9	802-3564-324	65-37.2	27-13	64-649
1979	239-21.7	209	526-2130-193.6	124-248-14-12	1669-151.7	774-3799-345.4	54-37.5	26-18	55-538
Opp.	216-19.6	206	525-1881-171	145-282-16-9	1843-167.5	807-3724-338.5	49-36.1	38-20	49-470
1978	125-11.4	144	522-1366-124.1	90-220-17-4	1083-98.5	742-2449-222.6	85-36.6	32-19	63-658
Opp.	291-26.5	215	547-2054-186.7	138-270-8-21	1947-177	817-4001-363.7	63-37.8	37-16	64-665
1977	171-15.5	160	540-1562-142	100-197-16-6	1276-116	737-2838-258	74-35.4	23-12	60-642
Opp.	229-20.8	194	566-1992-181.1	96-189-9-14	1500-136.4	755-3492-317.5	57-35.5	44-26	57-459
1976	161-14.6	172	562-2144-194.9	60-163-15-5	972-88.4	725-3116-283.3	56-35.6	39-16	64-652
Opp.	234-21.3	181	546-2072-188.4	90-204-12-8	1151-104.6	750-3223-293	62-35.3	14-6	55-841
1975	182-16.5	166	559-2406-218.7	33-125-10-3	597-54.3	684-3003-273	56-37.9	51-14	51-550
Opp.	279-25.4	223	615-2458-223.5	90-169-6-7	1282-116.5	784-3740-340	41-37.9	29-12	55-498
1974	157-14.3	192	574-1982-180.2	88-187-13-6	1193-108.5	761-3175-288.6	56-36.7	33-20	51-413
Opp.	308-28	202	586-3180-289.1	50-130-6-7	723-65.7	716-3903-354.8	46-35.8	28-18	48-503
1973	140-12.7	158	492-1599-145.4	84-217-15-5	1126-102.4	709-2725-247.7	65-35.4	43-27	46-438
Opp.	401-36.5	242	748-3848-349.8	48-107-11-7	716-65.1	855-4564-414.9	40-37.6	30-14	53-547
1972	109-9.9	135	537-1629-148.1	72-175-15-2	825-75	712-2454-223.1	75-35.2	36-17	54-504
Opp.	208-18.9	200	626-2724-247.6	72-172-11-6	989-89.9	798-3293-299.4	56-34.9	48-24	48-415
1971	121-11	134	413-897-81.5	126-282-14-9	1495-135.9	695-2392-217.5	80-35.7	21-10	45-447
Opp.	379-34.5	278	719-3572-324.7	94-197-8-8	1400-127.3	916-4972-452	48-36.1	47-22	67-588
1970	129-11.7	154	529-1935-175.9	67-176-10-4	860-78.2	705-2795-254.1	69-36.5	25-15	45-403
Opp.	259-23.5	221	565-2858-259.8	91-183-4-11	1146-104.2	748-4004-364	48-37	33-16	56-505
1969	255-25.5	238	474-2155-215.5	142-309--13	2088-208.8	783-4243-424.3	51-36.3	27-18	43-455
Opp.	275-27.5	217	580-2205-220.5	117-235--12	1614-161.4	815-3819-381.9	51-39.4	26-19	52-578
1968	322-32.2	236	530-2528-252.8	123-229--13	1876-187.6	759-4404-440.4	52-36.5	27-15	58-497
Opp.	289-28.9	237	621-2819-281.9	85-202--6	1283-128.3	823-4102-410.2	56-36.6	18-10	38-452
1967	161-16.1	180	423-1294-129.4	140-297--9	1748-174.8	720-3042-304.2	71-31.1	22-12	34-289
Opp.	277-27.7	190	564-2544-254.4	95-177--10	1311-131.1	741-3855-385.5	56-36.5	16-10	53-487
1966	86-8.6	135	408-1385-138.5	91-226-21-3	1210-121.0	634-2595-259.5	63-34.8	28-13	41-393
Opp.	253-25.3	188	463-1990-199.0	127-234-11-13	1603-160.3	697-3593-359.3	53-35.0	24-10	51-537
1965	94-9.4	128	355-848-84.8	115-288-27-4	1241-124.1	643-2089-208.9	65-39.6	20-11	52-454
Opp.	92-9.2	155	518-1710-171.0	92-174-8-6	1069-106.9	692-2779-277.9	63-37.3	26-13	50-487
1964	170-18.9	156	263-736-81.7	154-321-14-9	2125-236.1	584-2873-319.2	40-32.4	30-21	44-432
Opp.	209-23.2	174	491-1663-184.7	82-173-10-8	1154-128.2	664-2817-313.0	36-35.6	30-20	54-489
1963	126-15.8	111	333-1047-130.9	75-183-9-12	1165-145.6	526-2212-276.5	54-35.7	16-6	37-349
Opp.	112-14.0	116	384-1329-166.1	78-155-7-6	921-115.1	539-2250-281.3	47-37.5	28-17	37-375
1962	127-14.1	132	410-1560-173.3	86-169-15-8	985-109.4	579-2545-282.8	44-34.5	20-18	39-395
Opp.	166-18.4	124	378-1308-145.3	81-170-9-6	1057-117.4	548-2365-262.7	52-36.7	16-11	42-380
1961	215-23.9	150	402-1509-167.7	94-172-17-9	1319-146.5	574-2828-314.2	44-32.8	21-14	51-425
Opp.	162-18.0	124	413-1493-165.8	59-154-11-8	858-95.3	567-2351-261.2	45-34.1	27-15	47-375
1960	234-26.0	143	439-2284-253.8	39-98-7-4	511-56.7	537-2795-310.5	42-32.7	23-11	42-349
Opp.	108-12.0	129	424-1492-165.7	71-149-12-1	573-63.6	573-2319-257.7	47-37.7	27-14	42-389
1959	223-25.8	175	440-2151-239.0	104-192-8-8	1248-138.6	632-3399-377.6	31-33.4	34-19	51-478
Opp.	100-11.1	113	393-1037-115.2	74-172-13-5	1098-122.0	565-2135-237.2	48-36.2	24-14	36-388
1958	272-29.3	217	498-2554-255.4	124-219-11-12	1617-161.7	717-4171-417.1	36-31.3	36-20	53-536
Opp.	146-14.6	153	466-1707-170.7	84-200-15-8	1213-121.3	666-2920-292.0	51-33.9	28-18	37-321
1957	263-29.2	174	453-2170-241.1	77-146-17-11	1303-144.7	599-3473-385.8	19-32.9	30-18	46-429
Opp.	112-12.4	119	372-1014-112.6	70-169-14-4	967-107.4	541-1981-220.1	48-34.0	27-13	39-419

Year	Points Total-PPG	First Downs	Rushing Att-Yds-YPG	Passing Com-At-Int-TD	Passing Yards-YPG	Total Yds. Plays-Yds-YPG	Punts- Avg.	Fum. - Lost	Pen. Yds.
1956	219-21.9	149	499-2374-263.7	52-118-7-9	582-64.6	617-2956-328.4	43-34.9	25-17	39-327
Opp.	84-8.4	127	472-1451-161.2	74-153-15-6	913-101.4	625-1981-220.1	52-34.7	27-16	49-476
1955	166-17.4	157	470-1937-215.2	64-126-12-9	942-104.6	596-2879-319.8	39-34.3	36-18	44-436
Opp.	173-19.2	125	362-1479-164.3	52-122-10-12	975-108.3	484-2454-272.6	40-37.8	26-15	43-377
1954	192-21.3	136	442-2083-231.4	49-105-8-4	677-75.2	713-2613-290.4	4-37.0	30-20	N/A
Opp.	141-15.7	118	400-1496-166.2	48-119-7-5	913-101.4	519-2091-232.4	20- N/A	26-17	N/A
1953	187-20.8	138	456-2147-238.6	51-115-12-7	586-65.1	571-2733-303.6	42-40.2	31-16	55-475
Opp.	91-10.1	122	367-1050-116.7	82-181-18-9	1208-134.2	548-2528-250.9	46-39.1	21-13	48-417
1952	121-13.4	133	458-1560-173.3	73-181-20-8	985-109.4	639-2545-282.7	54-38.7	30-16	52-485
Opp.	210-24.4	159	460-1650-183.3	106-202-9-13	1523-169.2	662-3173-352.5	51-43.0	32-21	78-677
1951	161-17.8	131	465-1692-188.0	83-188-14-11	1153-128.1	653-2845-316.1	64-37.8	30-16	69-538
Opp.	233-25.9	144	434-1400-155.5	93-173-15-13	1508-167.5	607-2908-323.1	60-33.8	30-18	50-213
1950	121-13.4	124	425-1650-183.3	65-198-23-9	994-110.4	623-2644-293.7	58-40.9	32-18	58-543
Opp.	201-22.3	120	410-1242-138.0	74-163-16-13	1107-123.0	573-2349-261.0	68-37.3	23-14	60-530
1949	184-20.4	115	365-1475-163.8	66-194-16-13	1037-115.2	559-2512-279.1	51-36.4	32-18	52-438
Opp.	247-30.9	137	491-2015-223.8	73-158-13- N/A	1098-122.0	649-3113-345.8	44-40.5	32-20	60-513
1948	127-14.1	100	334-1028-128.5	66-170-14- N/A	1157-144.6	504-2185-273.1	56-37.8	27-16	32-262
Opp.	142-15.7	112	421-1742-217.8	44-115-13- N/A	780-86.7	536-2522-315.2	54-36.5	17-13	42-322
1947	145-18.1	97	359-1030-114.4	77-168-14-11	1092-121.3	547-2122-235.7	61-37.0	20-9	44-302
Opp.	179-22.4	123	407-1865-207.2	54-135-11- N/A	626-69.5	542-2491-276.7	36-34.0	31-21	32-294
1946	129-14.3	100	437-1807-200.7	39-91-12-3	352-39.1	528-2159-239.8	46-33.1	23-17	46-353
Opp.	92-10.2	97	407-1217-135.2	47-106-16- N/A	590-65.5	513-1806-200.6	59-33.8	28-17	49-402
1945	74-8.2	89	335-874-97.1	65-184-11-7	912-101.3	519-1786-198.4	74-28.0	27-14	48-357
Opp.	310-34.4	103	445-2310-256.6	33-80-16- N/A	512-56.8	525-2822-313.5	57-32.6	20-10	47-494
1944	53-6.6	58	299-904-113.0	21-69-7-1	205-25.6	973-1111-138.9	52-34.1	26-19	46-296
Opp.	240-30.0	89	413-1900-237.5	19-62-11- N/A	535-66.9	475-2435-304.4	38-36.8	15-10	70-570
1943	83-10.4	80	313-1011-126.4	40-123-11- N/A	613-76.6	436-1624-203.0	45-35.6	29-15	39-246
Opp.	153-19.1	93	383-1511-188.9	43-104-14- N/A	693-86.6	487-2204-275.5	53-32.3	20-13	52-466
1942	147-18.4	98	400-1402-140.2	45-122-12- N/A	929-92.9	522-2331-233.1	68-36.3	29-15	44-327
Opp.	135-16.9	136	507-1692-169.2	47-134-14- N/A	655-65.5	641-2347-234.7	69-34.7	19-7	45-373
1941	91-11.4	86	388-1156-144.5	32-95-14- N/A	431-53.9	483-1587-198.4	80-28.3	21-10	37-280
Opp.	99-12.4	93	382-1365-170.6	24-89-12- N/A	365-45.6	471-1730-216.3	71-31.5	19-12	33-340
1940	125-15.6	76	376-1161-145.1	19-95-11- N/A	317-39.6	471-1478-184.8	82-35.4	23-8	43-352
Opp.	98-10.8	73	N/A-1052-131.5	41-113-12- N/A	596-74.5	N/A-1648-206.0	76-32.1	29-15	33-246
1939	130-16.3	69	318-1014-126.8	36-100-16- N/A	749-93.6	418-1763-220.4	80-38.5	14-7	30-248
Opp.	91-11.4	82	N/A-1074-134.3	39-107-13- N/A	605-75.6	N/A-1679-209.9	76-34.1	14-4	29-264
1938	46-5.8	71	283-820-102.5	48-115-15- N/A	535-66.9	398-1355-169.4	62-41.7	23-12	33-318
Opp.	135-16.9	87	N/A-1446-180.8	43-122-24- N/A	564-70.5	N/A-2010-251.3	64-37.8	26-17	26-245
1937	36-4.5	77	N/A-943-117.9	43-121-9- N/A	676-84.5	N/A-1619-202.4	N/A-43	20-10	26-195
Opp.	120-15.0	67	N/A-950-118.8	27-68-22- N/A	517-64.6	N/A-1467-183.4	N/A-36.2	18-11	19-194
1936	85-10.6	79	N/A-1382-172.8	26-75-13-2	430-53.8	N/A-1812-226.5	N/A-38	N/A	N/A-225
Opp.	103-12.9	82	N/A-1448-181.0	39-86-10- N/A	569-71.1	N/A-2017-252.1	N/A-36	N/A	N/A-155
1935	122-15.3	73	316-1644-205.5	22-73-15-4	343-42.9	N/A-1987-248.4	N/A-36	N/A	N/A-305
Opp.	39-4.9	61	N/A-971-121.4	26-89-16-3	845-105.6	N/A-1616-202.0	N/A-35	N/A	N/A-242
1934	98-12.3								
Opp.	153-19.1								
1933	131-16.4								
Opp.	56-7.0								
1932	62-7.8								
Opp.	171-21.4								
1931	7-0.9								
Opp.	131-16.4								
1930	88-11.0								
Opp.	74-9.3								

Note: Detailed statistical records were not available prior to 1935, N/A= Not Available

All-Time Coaches Records

Ranked According to Total Victories

Name	Years	Overall		Big Ten	
		W-L	Pct.	W-L	Pct.
Hayden Fry	1979-98	143-89-6	.613	96-61-5	.608
Kirk Ferentz	1999-pr.	135-92-0	.595	82-63	.566
Forest Evashevski	1952-60	52-27-4	.651	33-21-2	.607
Howard Jones	1916-23	42-17-1	.708	21-12-0	.636
Eddie Anderson	1939-42, 1946-49	35-33-2	.514	21-24-2	.468
Burt Ingwersen	1924-31	33-27-4	.547	11-20-4	.371
Alden Knipe	1899-1902	29-11-4	.705	2-6-1	.278
John Chalmers	1903-05	24-8-0	.750	1-6-0	.143
Jess Hawley	1910-15	24-18-0	.571	8-11-0	.278
Bob Commings	1974-78	18-37-0	.327	13-27	.325
Jerry Burns	1961-65	16-27-2	.378	8-15-1	.354
Ray Nagel	1966-70	16-32-1	.340	11-22-2	.343
Ossie Solem	1932-36	15-21-4	.425	5-16-4	.280
A. E. Bull	1896	7-1-1	.833	---	---
Mark Catlin	1906-08	7-10-0	.412	1-3-0	.250
Leonard Raffensperger	1950-51	5-10-3	.361	2-9-1	.208
Otto Wagonhurst	1897	4-4-0	.500	---	---
Roger Sherman	1894	4-4-1	.500	---	---
Frank Lauterbur	1971-73	4-28-1	.136	3-22-1	.135
No head coach	1889-91	4-4-0	.500	---	---
E. A. Dalton	1892	3-2-1	.583	---	---
Ben Donnelly	1893	3-4-0	.429	---	---
John Griffith	1909	2-4-1	.357	0-1-0	.000
Clem Crowe	1945	2-7-0	.222	1-5-0	.167
Irl Tubbs	1937-38	2-13-1	.156	1-8-1	.150
Slip Madigan	1943-44	2-13-1	.156	0-10-1	.045

Ranked According to Overall Game Winning Percentage

Name	Years	Overall		Big Ten	
		W-L	Pct.	W-L	Pct.
A. E. Bull	1896	7-1-1	.833	---	---
John Chalmers	1903-05	24-8-0	.750	1-6-0	.143
Howard Jones	1916-23	42-17-1	.708	21-12-0	.636
Alden Knipe	1899-1902	29-11-4	.705	2-6-1	.278
Forest Evashevski	1952-60	52-27-4	.651	33-21-2	.607
Hayden Fry	1979-98	143-89-6	.613	96-51-5	.648
Kirk Ferentz	1999-pr.	135-92-0	.595	82-63	.566
E. A. Dalton	1892	3-2-1	.583	---	---
Jess Hawley	1910-15	24-18-0	.571	8-11-0	.278
Burt Ingwersen	1924-31	33-27-4	.547	11-20-4	.371
Eddie Anderson	1939-42, 1946-49	35-33-2	.514	21-24-2	.468
Roger Sherman	1894	4-4-1	.500	---	---
Otto Wagonhurst	1897	4-4-0	.500	---	---
No head coach	1889-91	4-4-0	.500	---	---
Ben Donnelly	1893	3-4-0	.429	---	---
Ossie Solem	1932-36	15-21-4	.425	5-16-4	.280
Mark Catlin	1906-08	7-10-0	.412	1-3-0	.250
Jerry Burns	1961-65	16-27-2	.378	8-15-1	.354
Leonard Raffensperger	1950-51	5-10-3	.361	2-9-1	.208
Ray Nagel	1966-70	16-32-1	.340	11-22-2	.343
John Griffith	1909	2-4-1	.357	0-1-0	.000
Bob Commings	1974-78	18-37-0	.327	13-27	.325
Clem Crowe	1945	2-7-0	.222	1-5-0	.167
Slip Madigan	1943-44	2-13-1	.156	0-10-1	.045
Irl Tubbs	1937-38	2-13-1	.156	1-8-1	.150
Frank Lauterbur	1971-73	4-28-1	.136	3-22-1	.135

All-Time Series Results

Team	First Game	W-L-T	Team	First Game	W-L-T	Team	First Game	W-L-T	Team	First Game	W-L-T
Air Force	1958	0-0-1	Detroit	1930	1-0-0	Michigan State	1953	23-21-2	San Diego State	1986	1-0-0
Akron	2002	1-0-0	Doane	1895	0-1-0	Minnesota	1891	46-62-2	Simpson	1898	4-0-0
Arkansas	1925	1-0-0	Drake	1896	12-3-0	Missouri	1892	6-7-0	South Carolina	2008	1-0-0
Arkansas State	2009	1-0-0	Eastern Illinois	2010	1-0-0	Missouri State	2013	1-0-0	South Dakota	1917	8-0-0
Arizona	1966	6-7-0	Florida	1983	1-3-0	Monmouth	1905	4-0-0	Southeast Oklahoma	1924	1-0-0
Arizona State	1997	1-2-0	Florida International	2008	1-0-0	Montana	1954	2-0-0	Southern Cal	1925	2-7-0
Augustana	1894	2-0-0	George Washington	1931	1-1-0	Morningside	1908	4-0-0	Stanford	2016	0-1-0
Ball State	2005	3-0-0	Georgia Tech	2009	1-0-0	Nebraska	1891	15-29-3	Syracuse	1975	3-1-0
Berg AAF	1945	1-0-0	Great Lakes	1917	0-4-0	New Mexico State	1995	1-0-0	Temple	1936	1-0-0
Boston University	1948	1-0-0	Grinnell	1889	11-5-1	North Carolina State	1965	0-3-0	Tennessee	1982	1-2-0
Bradley Tech	1930	5-0-0	Hawaii	1956	3-1-0	North Dakota	1926	1-0-0	Tennessee Tech	2011	1-0-0
Buffalo	2003	1-0-0	Idaho	1964	1-0-0	North Dakota State	1946	2-1-0	Texas	1984	1-1-0
Butler	1924	1-0-0	Illinois	1899	32-38-2	Northern Illinois	1985	8-1-0	Texas A&M	1931	0-1-0
Brigham Young	1991	0-0-1	Illinois State	2015	1-0-0	Northern Iowa	1898	16-1-0	Texas El Paso	1986	1-0-0
California	1958	3-1-0	Indiana	1912	44-28-4	Northwestern	1897	50-25-3	Texas Christian	1958	2-1-0
Camp Dodge	1918	0-0-1	Iowa Preflight	1943	0-2-0	Notre Dame	1921	8-13-3	Texas Tech	1996	2-0-0
Camp Grant	1942	1-0-0	Iowa State	1894	42-22-0	North Texas	2015	1-0-0	Tulsa	1989	3-1-0
Carleton	1936	1-0-0	Iowa Wesleyan	1890	1-0-0	Ohio State	1922	14-47-3	UCLA	1938	3-6-0
Carroll	1926	2-0-0	Kansas	1891	4-6-0	Oklahoma	1979	0-2-0	Upper Iowa	1898	2-0-0
Centenary	1930	0-1-0	Kansas State	1951	5-1-0	Oklahoma State	1923	1-1-0	Utah	1978	0-1-0
Central Michigan	1994	2-1-0	Kent State	2001	2-0-0	Oregon	1949	1-2-0	Utah State	1957	2-0-0
Chicago	1894	3-9-2	Knox	1892	6-0-1	Oregon State	1956	7-5-0	Wabash	1925	2-0-0
Cincinnati	1990	1-0-0	Lawrence	1924	1-0-0	P & S	1897	0-1-0	Washington	1937	3-3-0
Coe	1892	9-0-0	Louisiana-Monroe	2011	1-0-0	Parsons	1895	1-0-0	Washington State	1953	3-1-1
Colgate	1935	1-1-0	Louisiana State	2005	1-1-0	Penn College	1895	2-0-0	Washington, Mo.	1902	4-0-0
Colorado	1988	0-2-0	Luther	1893	1-0-0	Penn State	1930	12-14-0	Western Michigan	2000	1-2-0
Colorado Teachers	1926	1-0-0	Maine	2008	1-0-0	Pittsburgh	1931	4-3-0	Wilton	1896	2-0-0
Cornell	1891	13-1-0	Marquette	1930	1-1-0	Purdue	1910	38-46-3	Wisconsin	1894	43-45-2
Denver	1927	1-0-0	Maryland	2014	1-1-0	Ripon	1928	1-0-0	Wyoming	1953	2-0-0
Denver Athletic Club	1893	0-1-0	Miami, Fla.	1950	0-4-0	Rush	1898	1-1-0	Yale	1922	1-0-0
Des Moines	1905	1-0-0	Miami, OH	2001	4-0-0	Rutgers	2016	1-0-0			
Des Moines YMCA	1896	1-0-0	Michigan	1900	15-41-4	St. Louis	1905	2-1-0			

2017 opponents listed in boldface

Air Force (Series tied, 0-0-1)

10/04/1958 ___ T ___ 13-13 _____ home

Akron (Iowa leads, 1-0)

8/31/2002 ___ W ___ 57-21 _____ home

Arkansas (Iowa leads, 1-0)

10/03/1925 ___ W ___ 25-0 _____ home

Arkansas State (Iowa leads, 1-0)

10/03/09 ___ W ___ 24-21 _____ home

Arizona (Iowa trails, 6-7)

9/17/1966 ___ W ___ 31-20 _____ home

10/04/1969 ___ W ___ 31-19 _____ home

10/03/1970 ___ L ___ 10-17 _____ away

10/06/1973 ___ L ___ 20-23 _____ home

9/24/1977 ___ L ___ 7-41 _____ home

9/30/1978 ___ L ___ 3-23 _____ away

10/04/1980 ___ L ___ 3-5 _____ home

9/25/1982 ___ W ___ 17-14 _____ away

9/12/1987 ___ W ___ 15-14 _____ away

9/07/1996 ___ W ___ 21-20 _____ home

9/19/1998 ___ L ___ 11-35 (#16) _____ away

9/19/2009 ___ W ___ 27-17 _____ home

9/18/2010 ___ L ___ 27-34 (#24) _____ away

Arizona State (Iowa trails, 2-1)

12/31/1997 ___ L ___ 7-17 (#16) ___ El Paso, TX

9/20/2003 ___ W ___ 21-2 (#16) _____ home

9/18/2004 ___ L ___ 7-44 _____ away

Augustana (Iowa leads, 2-0)

10/20/1894 ___ W ___ 34-0 _____ away

9/27/1904 ___ W ___ 33-2 _____ home

Ball State (Iowa leads, 3-0)

9/03/2005 ___ W ___ 56-0 _____ home

9/25/2010 ___ W ___ 45-0 _____ home

9/06/2014 ___ W ___ 17-13 _____ home

Berg AAF (Iowa leads, 1-0)

9/29/1945 ___ W ___ 14-13 _____ home

Boston University (Iowa leads, 1-0)

11/20/1948 ___ W ___ 34-14 _____ away

Bradley Tech (Iowa leads, 5-0)

9/27/1930 ___ W ___ 38-12 _____ home

10/1/1932 ___ W ___ 31-7 _____ home

10/7/1933 ___ W ___ 38-0 _____ home

9/28/1935 ___ W ___ 26-0 _____ home

10/9/1937 ___ W ___ 14-7 _____ home

Buffalo (Iowa leads, 1-0)

9/06/2003 ___ W ___ 56-7 _____ home

Butler (Iowa leads, 1-0)

11/08/1924 ___ W ___ 7-0 _____ home

BYU (Series tied, 0-0-1)

12/30/1991 ___ T ___ 13-13 _____ San Diego, CA

California (Iowa leads, 3-1)

1/01/1959 ___ W ___ 38-12 (#16) Pasadena, CA

9/26/1959 ___ W ___ 42-12 _____ away

9/30/1961 ___ W ___ 28-7 _____ home

12/31/1993 ___ L ___ 3-37 _____ San Antonio, TX

Camp Dodge (Series tied, 0-0-1)

11/23/1918 ___ T ___ 0-0 _____ away

Camp Grant (Iowa leads, 1-0)

10/10/1942 ___ W ___ 33-16 _____ home

Carleton College (Iowa leads, 1-0)

9/26/1936 ___ W ___ 14-0 _____ home

Carroll (Iowa leads, 2-0)

10/30/1926 ___ W ___ 21-0 _____ home

9/29/1929 ___ W ___ 46-0 _____ home

Centenary (Iowa trails, 0-1)

10/11/1930 ___ L ___ 12-19 _____ home

Central Michigan (Iowa leads, 2-1)

9/03/1994 ___ W ___ 52-21 _____ home

9/05/1998 ___ W ___ 38-0 _____ home

9/22/2012 ___ L ___ 31-32 _____ home

Chicago (Iowa trails, 3-9-2)

10/27/1894 ___ T ___ 18-18 _____ away

10/10/1896 ___ L ___ 0-6 _____ away

10/08/1898 ___ L ___ 0-36 _____ away

10/07/1899 ___ T ___ 5-5 _____ away

11/02/1900 ___ W ___ 17-0 _____ away

10/15/1904 ___ L ___ 0-39 _____ away

10/07/1905 ___ L ___ 0-42 _____ away

10/19/1912 ___ L ___ 14-34 _____ away

10/22/1913 ___ L ___ 6-23 _____ away

10/17/1914 ___ L ___ 0-7 _____ away

11/15/1919 ___ L ___ 6-9 _____ away

10/23/1920 ___ L ___ 0-10 _____ away

10/13/1928 ___ W ___ 13-0 _____ away

10/15/1938 ___ W ___ 27-14 _____ away

Cincinnati (Iowa leads, 1-0)

9/15/1990 ___ W ___ 63-10 _____ home

Coe (Iowa leads, 9-0)

10/21/1892 ___ W ___ 48-0 _____ away

10/08/1893 ___ W ___ 56-0 _____ away

10/30/1901 ___ W ___ 11-0 _____ home

9/29/1903 ___ W ___ 16-0 _____ home

9/24/1904 ___ W ___ 17-0 _____ home

9/26/1905 ___ W ___ 27-0 _____ home

11/10/1906 ___ W ___ 15-12 _____ home

10/10/1908 ___ W ___ 92-0 _____ home

10/12/1918 ___ W ___ 27-0 _____ home

Colgate (Series tied, 1-1)

10/12/1935 ___ W ___ 12-6 _____ home

10/22/1938 ___ L ___ 0-14 _____ home

Colorado (Iowa trails, 0-2)

9/17/1988 ___ L ___ 21-24 _____ home

9/26/1992 ___ L ___ 12-28 (#10) _____ away

Colorado Teachers (Iowa leads, 1-0)

10/02/1926 ___ W ___ 24-0 _____ home

Cornell (Iowa leads, 13-1)

10/24/1891 ___ W ___ 64-6 _____ home

10/13/1894 ___ W ___ 60-0 _____ away

9/27/1903 ___ W ___ 6-0 _____ home

10/01/1904 ___ W ___ 88-0 _____ home

10/09/1909 ___ W ___ 3-0 _____ home

10/21/1911 ___ L ___ 0-3 _____ away

10/12/1912 ___ W ___ 31-0 _____ home

10/15/1913 ___ W ___ 76-0 _____ home

10/10/1914 ___ W ___ 49-0 _____ home

10/02/1915 ___ W ___ 33-0 _____ away

10/07/1916 ___ W ___ 31-6 _____ home

10/06/1917 ___ W ___ 22-13 _____ home

10/19/1918 ___ W ___ 34-0 _____ home

10/09/1920 ___ W ___ 63-0 _____ home

Denver (Iowa leads, 1-0)

10/29/1927 ___ W ___ 15-0 _____ home

Denver Athletic Club (Iowa trails, 0-1)

10/15/1893 ___ L ___ 0-58 _____ away

Des Moines (Iowa leads, 1-0)

11/11/1905 ___ W ___ 72-0 _____ home

Des Moines YMCA (Iowa leads, 1-0)

11/21/1896 ___ W ___ 34-0 _____ away

Detroit (Iowa leads, 1-0)

11/01/1930 ___ W ___ 7-3 _____ away

Doane (Iowa trails, 0-1)

10/12/1895 ___ L ___ 0-10 _____ home

Drake (Iowa leads, 12-3)

10/03/1896 ___ W ___ 32-0 _____ home

11/13/1897 ___ W ___ 16-0 _____ away

10/15/1898 ___ L ___ 5-18 _____ home

10/26/1900 ___ W ___ 26-0 _____ home

10/11/1901 ___ W ___ 6-5 _____ away

10/11/1902 ___ W ___ 12-0 _____ away

10/10/1903 ___ W ___ 22-6 _____ home

10/06/1904 ___ W ___ 17-0 _____ away

11/18/1905 ___ W ___ 44-0 _____ home

10/26/1907 ___ W ___ 25-4 _____ away

11/14/1908 ___ L ___ 6-12 _____ home

11/06/1909 ___ L ___ 14-17 _____ away

11/12/1910 ___ W ___ 21-0 _____ home

9/27/1941 ___ W ___ 25-8 _____ home

9/14/1985 ___ W ___ 58-0 _____ home

Eastern Illinois (Iowa leads, 1-0)

9/04/1910 ___ W ___ 37-7 _____ home

Florida (Iowa trails, 3-1)

12/30/1983 ___ L ___ 6-14 (#11) Jacksonville, FL

1/1/2004 ___ W ___ 37-17 (#17) Tampa, FL

1/2/2006 ___ L ___ 24-31 (#16) Tampa, FL

1/2/2017 ___ L ___ 3-30 Tampa, FL

Florida International (Iowa leads, 1-0)

9/06/2008 ___ W ___ 42-0 _____ home

George Washington (Series tied, 1-1)

10/31/1931 ___ W ___ 7-0 _____ home

10/28/1932 ___ L ___ 6-21 _____ away

Georgia Tech (Iowa leads, 1-0)

1/05/2010 ___ W ___ 24-14 (#9) Miami, FL

Great Lakes (Iowa trails, 0-4)

11/03/1917 ___ L ___ 14-23 _____ away

9/28/1918 ___ L ___ 0-10 _____ home

10/03/1942 ___ L ___ 0-25 _____ home

9/25/1943 ___ L ___ 7-21 _____ away

Grinnell (Iowa leads, 11-5-1)

11/16/1889 ___ L ___ 0-24 _____ away

10/18/1890 ___ L ___ 6-11 _____ home

11/07/1891 ___ L ___ 4-6 _____ away

11/16/1892 ___ W ___ 18-12 _____ home

11/11/1893 ___ L ___ 14-36 _____ away

11/10/1894 ___ W ___ 6-0 _____ home

11/14/1896 ___ W ___ 15-6 _____ away

11/20/1897 ___ W ___ 16-12 _____ home

11/12/1898 ___ T ___ 5-5 _____ away

11/11/1899 ___ W ___ 16-0 _____ home

11/16/1900 ___ W ___ 63-2 _____ home

11/16/1901 ___ W ___ 17-11 _____ home

10/24/1903 ___ W ___ 17-0 _____ away

11/12/1904 ___ W ___ 69-0 _____ home

11/04/1905 ___ W ___ 46-0 _____ home

10/14/1916 ___ W ___ 17-7 _____ home

10/20/1917 ___ L ___ 0-10 _____ home

Hawai'i (Iowa leads, 3-1)

10/20/1956 ___ W ___ 34-0 _____ home

12/01/1984 ___ W ___ 17-6 _____ away

9/03/1988 ___ L ___ 24-27 _____ away

9/07/1991 ___ W ___ 53-10 _____ home

Idaho (Iowa leads 1-0)

9/26/1964 ___ W ___ 34-24 _____ home

Illinois (Iowa trails, 32-38-2)

11/30/1899	W	58-0	away
11/09/1901	L	0-27	home
11/27/1902	L	0-80	away
11/21/1903	W	12-0	home
11/19/1904	L	0-29	away
11/09/1907	W	25-12	home
11/07/1908	L	0-22	away
10/26/1918	L	0-19	home
10/18/1919	L	7-9	away
10/23/1920	L	3-20	away
10/15/1921	W	14-2	home
10/21/1922	W	8-7	away
10/20/1923	L	6-9	home
11/01/1924	L	0-36	away
10/17/1925	W	12-10	home
10/16/1926	L	6-13	away
11/05/1927	L	0-14	home
10/20/1929	T	7-7	home
10/26/1935	W	19-0	away
10/17/1936	T	0-0	home
11/23/1940	W	18-7	home
11/08/1941	W	21-0	away
10/17/1942	L	7-12 (#5)	home
11/06/1943	L	10-19	home
10/14/1944	L	6-40 (#14)	away
11/10/1945	L	7-48	away
11/02/1946	L	0-7 (#11)	home
10/04/1947	L	12-35	home
11/06/1948	L	0-14	away
10/08/1949	L	14-20	home
11/11/1950	L	7-21 (#10)	home
11/10/1951	L	13-40 (#2)	away
11/08/1952	L	13-33	home
11/25/1967	L	19-21	home
11/23/1968	W	37-13	away
11/22/1969	W	40-0	away
11/21/1970	W	22-16	home
11/20/1971	L	0-31	away
11/25/1972	W	15-14	home
10/27/1973	L	0-50	away
10/26/1974	W	14-12	home
9/11/1975	L	12-27	home
9/11/1976	L	6-24	away
10/06/1979	W	13-7	away
10/11/1980	L	14-20	home
10/31/1981	L	7-24	away
10/30/1982	W	14-13	home
10/01/1983	L	0-33	away
9/29/1984	W	21-16	home
11/09/1985	W	59-0	home
11/08/1986	L	16-20	away
11/04/1989	L	7-31 (#8)	home
11/03/1990	W	54-28 (#5)	away
10/19/1991	W	24-21 (#13)	home
10/17/1992	W	24-14	away
10/16/1993	L	3-49	home
10/15/1994	L	7-47	away
11/04/1995	L	7-26	home
11/02/1996	W	31-21	away
9/27/1997	W	38-10	home
9/26/1998	W	37-14	away
11/06/1999	L	24-40	home
10/14/2000	L	0-31	away
11/01/2003	W	41-10	home
10/30/2004	W	23-13	away
10/01/2005	W	35-7	home
9/23/2006	W	24-7	away
10/13/2007	W	10-6 (#18)	home
11/01/2008	L	24-27	away
11/15/2014	W	30-14	away
10/10/2015	W	29-20	home
11/19/2016	W	28-0	away

Illinois State (Iowa leads, 1-0-0)

9/5/2015	W	31-14	home
----------	---	-------	------

Indiana (Iowa leads, 44-28-4)

11/09/1912	W	13-6	away
11/08/1913	W	60-0	home
10/02/1920	W	17-7	away
11/12/1921	W	41-0	home
10/17/1931	T	0-0	home
10/15/1932	L	0-12	away
11/03/1934	T	0-0	away
11/02/1935	T	6-6	home
10/31/1936	L	6-13	away
11/13/1937	L	0-3 (#17)	home
11/12/1938	L	3-7	away
10/07/1939	W	32-29	home
10/19/1940	L	6-10	away
11/01/1941	W	13-7	home
10/24/1942	W	14-13	away
10/16/1943	T	7-7	home
10/28/1944	L	0-32 (#17)	away
10/20/1945	L	20-52 (#8)	home
10/19/1946	W	13-0 (#18)	away
10/11/1947	W	27-14	home
10/02/1948	L	0-7	away
10/15/1949	W	35-9	home
10/07/1950	L	7-20	away
10/04/1952	L	13-20	away
10/24/1953	W	19-13	home
10/23/1954	W	27-14	away
10/08/1955	W	20-6	home
9/29/1956	W	27-0	away
10/12/1957	W	47-7	away
10/11/1958	W	34-13	home
10/14/1961	W	27-8	home
10/13/1962	W	14-10	away
10/12/1963	W	37-26	home
10/10/1964	W	21-20	away
10/30/1965	L	17-21	away
10/29/1966	W	20-19	home
10/14/1967	L	17-21	away
10/12/1968	L	34-38	home
11/08/1969	W	28-17	away
11/07/1970	W	42-13	home
11/13/1971	L	7-14	home
11/18/1972	L	8-16	away
10/18/1975	W	20-10	away
10/16/1976	L	7-14	home
11/05/1977	L	21-24	home
11/11/1978	L	14-34	away
9/08/1979	L	26-30	home
9/13/1980	W	16-7	away
10/10/1981	W	42-28	home
10/09/1982	W	24-20	away
10/29/1983	W	49-3	home
10/27/1984	W	24-20	away
10/31/1987	W	29-21 (#11)	home
10/29/1988	L	34-45	away
11/09/1991	W	38-21 (#25)	home
11/07/1992	W	14-0	away
10/09/1993	L	10-16	away
10/08/1994	L	20-27	home
10/14/1995	W	22-13	home
10/12/1996	W	31-10	away
10/25/1997	W	62-0	home
10/17/1998	L	7-14	away
10/23/1999	L	31-38	home
9/30/2000	L	33-45	away
10/20/2001	W	42-28	home
10/19/2002	W	24-8	away
10/15/2005	W	38-21	home
10/14/2006	L	28-31	away
9/29/2007	L	20-38	home

10/11/2008	W	45-9	away
10/31/2009	W	42-24	home
11/06/2010	W	18-13	away
10/22/2011	W	45-24	home
11/03/2012	L	21-24	away
10/11/2014	W	45-29	home
11/7/2015	W	35-27	away

Iowa Preflight (Iowa trails, 0-2)

10/09/1943	L	0-25	home
11/25/1944	L	6-30	home

Iowa State (Iowa leads, 42-22)

10/01/1894	L	8-16	home
10/26/1895	L	0-24	home
10/05/1897	L	0-6	home
10/28/1899	W	5-0	home
10/18/1901	W	12-0	home
11/01/1902	W	12-6	home
10/29/1904	W	10-6	home
11/24/1905	W	8-0	away
11/23/1906	L	0-2	home
11/24/1907	L	14-20	away
11/13/1909	W	16-0	home
11/05/1910	W	2-0	away
11/18/1911	L	0-9	home
11/16/1912	W	20-7	away
11/15/1913	W	45-7	home
11/14/1914	W	26-6	away
11/13/1915	L	0-16	home
11/18/1916	W	19-16	away
11/24/1917	W	6-3	home
11/09/1918	W	21-0	home
11/22/1919	W	10-0	home
11/20/1920	W	14-10	away
11/04/1933	W	27-7	home
10/20/1934	L	6-31	away
9/17/1977	W	12-10	home
9/23/1978	L	0-31 (#20)	home
9/29/1979	W	30-14	home
9/27/1980	L	7-10	home
9/19/1981	L	12-23	away
9/18/1982	L	7-19	home
9/10/1983	W	51-10	away
9/08/1984	W	59-21	home
9/28/1985	W	57-3	away
9/13/1986	W	43-7	home
9/19/1987	W	48-9	away
9/24/1988	W	10-3	home
9/23/1989	W	31-21	away
9/22/1990	W	45-35	home
9/14/1991	W	29-10	away
9/12/1992	W	21-7	home
9/11/1993	W	31-28	away
9/10/1994	W	37-9	home
9/16/1995	W	27-10	away
9/14/1996	W	38-13	home
9/20/1997	W	63-20	away
9/12/1998	L	9-27	home
9/11/1999	L	10-17	away
9/16/2000	L	14-24	home
11/24/2001	L	14-17	away
9/14/2002	L	31-36	home
9/13/2003	W	40-21	away
9/11/2004	W	17-10	home
9/10/2005	L	3-23	away
9/16/2006	W	27-17	home
9/15/2007	L	13-15	away
9/13/2008	W	17-5	home
9/12/2009	W	35-3	away
9/11/2010	W	35-7	home
9/10/2011	L	41-44 (3OT)	away
9/08/2012	L	6-9	home
9/14/2013	W	27-21	away



9/13/2014 ___ L ___ 17-20 _____ home
 9/12/2015 ___ W ___ 31-17 _____ away
 9/10/2016 ___ W ___ 42-3 _____ home

Iowa Wesleyan (Iowa leads, 1-0)

11/01/1890 ___ W ___ 91-0 _____ away

Kansas (Iowa trails, 4-6)

12/05/1891 ___ W ___ 18-14 _____ away
 11/05/1892 ___ L ___ 4-24 _____ away
 11/04/1893 ___ L ___ 24-35 _____ away
 11/03/1894 ___ W ___ 14-12 _____ home
 11/02/1895 ___ L ___ 0-54 _____ away
 10/26/1896 ___ W ___ 6-0 _____ home
 10/30/1897 ___ L ___ 0-56 _____ away
 11/21/1908 ___ L ___ 5-10 _____ home
 11/20/1909 ___ L ___ 7-20 _____ away
 10/29/1960 ___ W ___ 21-7 (#19) _____ home

Kansas State (Iowa leads, 5-1)

9/29/1951 ___ W ___ 16-0 _____ home
 9/24/1955 ___ W ___ 28-7 _____ home
 10/31/1959 ___ W ___ 53-0 _____ home
 9/26/1987 ___ W ___ 38-13 _____ home
 9/10/1988 ___ W ___ 45-10 _____ away
 8/26/2000 ___ L ___ 7-27 (#8) Kansas City, MO

Kent State (Iowa leads, 2-0)

9/01/2001 ___ W ___ 51-0 _____ home
 9/04/2004 ___ W ___ 39-7 _____ home

Knox (Iowa leads, 6-0-1)

10/29/1892 ___ W ___ 44-0 _____ home
 10/01/1898 ___ T ___ 0-0 _____ away
 11/18/1899 ___ W ___ 33-0 _____ away
 11/02/1901 ___ W ___ 23-6 _____ home
 10/01/1921 ___ W ___ 52-14 _____ home
 10/07/1922 ___ W ___ 61-0 _____ home
 10/06/1923 ___ W ___ 44-3 _____ home

Lawrence (Iowa leads, 1-0)

10/18/1924 ___ W ___ 13-5 _____ home

Louisiana Monroe (Iowa leads, 1-0)

9/24/2011 ___ W ___ 45-17 _____ home

LSU (Series tied, 1-1)

1/01/2005 ___ W ___ 30-25 (#12) ___ Orlando, FL
 1/01/2014 ___ L ___ 14-21 (#14) ___ Tampa, FL

Luther (Iowa leads, 1-0)

10/22/1893 ___ W ___ 32-0 _____ home

Maine (Iowa leads, 1-0)

8/30/2008 ___ W ___ 46-3 _____ home

Marquette (Series tied, 1-1)

11/08/1930 ___ L ___ 0-7 _____ away
 9/25/1948 ___ W ___ 14-12 _____ home

Maryland (Series tied, 1-1)

10/18/2014 ___ L ___ 31-38 _____ away
 10/31/2015 ___ W ___ 31-15 _____ home

Miami, OH (Iowa leads 4-0)

9/08/2001 ___ W ___ 44-19 _____ home
 9/07/2002 ___ W ___ 29-24 _____ away
 8/30/2003 ___ W ___ 21-3 _____ home
 9/3/2016 ___ W ___ 45-21 _____ home

Miami, FL (Iowa trails, 0-4)

11/24/1950 ___ L ___ 6-14 (#14) _____ away
 11/18/1966 ___ L ___ 0-44 _____ away
 9/29/1990 ___ L ___ 21-48 (#10) _____ away
 9/05/1992 ___ L ___ 7-24 (#1) _____ home

Michigan (Iowa trails, 15-41-4)

11/10/1900 ___ W ___ 28-5 _____ away
 11/28/1901 ___ L ___ 0-50 _____ away

11/08/1902 ___ L ___ 0-107 _____ away
 11/03/1923 ___ L ___ 3-9 _____ home
 11/01/1924 ___ W ___ 9-2 _____ away
 11/22/1928 ___ L ___ 7-10 _____ away
 11/23/1929 ___ T ___ 0-0 _____ away
 11/11/1933 ___ L ___ 6-10 _____ away
 10/23/1937 ___ L ___ 6-7 _____ home
 10/14/1939 ___ L ___ 7-27 _____ away
 10/04/1941 ___ L ___ 0-6 _____ away
 11/28/1942 ___ L ___ 14-28 (#9) _____ away
 10/05/1946 ___ L ___ 7-14 _____ away
 10/20/1951 ___ L ___ 0-21 _____ home
 10/10/1953 ___ L ___ 13-14 (#5) _____ away
 10/09/1954 ___ L ___ 13-14 (#11) _____ away
 10/29/1955 ___ L ___ 21-33 (#3) _____ away
 11/03/1956 ___ L ___ 14-17 (#17) _____ home
 11/02/1957 ___ T ___ 21-21 (#12) _____ away
 11/01/1958 ___ W ___ 37-14 _____ away
 11/18/1961 ___ L ___ 14-23 _____ away
 11/17/1962 ___ W ___ 28-14 _____ home
 11/16/1963 ___ T ___ 21-21 _____ away
 11/14/1964 ___ L ___ 20-34 (#6) _____ home
 11/15/1969 ___ L ___ 6-51 (#14) _____ home
 11/14/1970 ___ L ___ 0-55 (#5) _____ away
 11/06/1971 ___ L ___ 7-63 (#3) _____ away
 11/11/1972 ___ L ___ 0-31 (#4) _____ home
 9/15/1973 ___ L ___ 7-31 (#5) _____ home
 9/14/1974 ___ L ___ 7-24 (#6) _____ away
 10/29/1977 ___ L ___ 6-23 (#6) _____ away
 11/04/1978 ___ L ___ 0-34 (#8) _____ home
 10/17/1981 ___ W ___ 9-7 (#5) _____ away
 10/16/1982 ___ L ___ 7-29 _____ home
 10/22/1983 ___ L ___ 13-16 (#10) _____ away
 10/20/1984 ___ W ___ 26-0 _____ home
 10/19/1985 ___ W ___ 12-10 (#2) _____ home
 10/18/1986 ___ L ___ 17-20 (#4) _____ away
 10/17/1987 ___ L ___ 10-37 _____ away
 10/15/1988 ___ T ___ 17-17 (#15) _____ home
 10/21/1989 ___ L ___ 12-26 (#5) _____ home
 10/20/1990 ___ W ___ 24-23 (#10) _____ away
 10/05/1991 ___ L ___ 24-43 (#7) _____ home
 10/03/1992 ___ L ___ 28-52 (#4) _____ away
 10/02/1993 ___ L ___ 7-24 (#8) _____ away
 10/01/1994 ___ L ___ 14-29 (#7) _____ home
 10/18/1997 ___ L ___ 24-28 (#5) _____ away
 10/03/1998 ___ L ___ 9-12 (#25) _____ home
 10/27/2001 ___ L ___ 26-32 (#8) _____ home
 10/26/2002 ___ W ___ 34-9 (#8) _____ away
 10/04/2003 ___ W ___ 30-27 (#9) _____ home
 9/25/2004 ___ L ___ 17-30 (#18) _____ away
 10/22/2005 ___ L ___ 20-23 (OT) _____ home
 10/21/2006 ___ L ___ 6-20 (#2) _____ away
 10/10/2009 ___ W ___ 30-28 _____ home
 10/16/2010 ___ W ___ 38-28 _____ away
 11/05/2011 ___ W ___ 24-16 (#13) _____ home
 11/17/2012 ___ L ___ 17-42 (#23) _____ away
 11/23/2013 ___ W ___ 24-21 _____ home
 11/12/2016 ___ W ___ 14-13 (#2) _____ home

Michigan State (Iowa leads, 23-21-2)

9/26/1953 ___ L ___ 7-21 (#2) _____ home
 9/25/1954 ___ W ___ 14-10 (#7) _____ home
 10/10/1959 ___ W ___ 37-8 _____ home
 10/08/1960 ___ W ___ 27-15 (#13) _____ away
 11/06/1965 ___ L ___ 0-35 (#1) _____ home
 11/05/1966 ___ L ___ 7-56 (#2) _____ away
 10/25/1969 ___ W ___ 19-18 _____ home
 10/24/1970 ___ L ___ 0-37 _____ away
 10/23/1971 ___ L ___ 3-34 _____ away
 10/28/1972 ___ T ___ 6-6 _____ home
 11/24/1973 ___ L ___ 6-15 _____ home
 11/23/1974 ___ L ___ 21-60 (#14) _____ away
 11/22/1975 ___ L ___ 23-27 _____ home

11/20/1976 ___ W ___ 30-17 _____ away
 11/19/1977 ___ L ___ 16-22 _____ home
 11/25/1978 ___ L ___ 7-42 (#14) _____ away
 11/17/1979 ___ W ___ 33-23 _____ home
 11/22/1980 ___ W ___ 41-0 _____ away
 11/21/1981 ___ W ___ 36-7 _____ home
 11/20/1982 ___ W ___ 24-18 _____ away
 11/12/1983 ___ W ___ 12-6 _____ away
 11/10/1984 ___ L ___ 16-17 _____ home
 10/05/1985 ___ W ___ 35-31 _____ home
 10/04/1986 ___ W ___ 24-21 (#17) _____ away
 10/03/1987 ___ L ___ 14-19 _____ home
 10/01/1988 ___ T ___ 10-10 _____ away
 10/07/1989 ___ L ___ 14-17 (#24) _____ home
 10/06/1990 ___ W ___ 12-7 (#18) _____ away
 10/23/1993 ___ L ___ 10-24 (#24) _____ away
 10/22/1994 ___ W ___ 19-14 _____ home
 10/07/1995 ___ W ___ 21-7 _____ away
 10/05/1996 ___ W ___ 37-30 _____ home
 10/02/1999 ___ L ___ 3-49 (#14) _____ away
 10/07/2000 ___ W ___ 21-16 _____ home
 10/13/2001 ___ L ___ 28-31 _____ away
 10/12/2002 ___ W ___ 44-16 _____ home
 9/27/2003 ___ L ___ 10-20 _____ away
 10/02/2004 ___ W ___ 38-16 _____ home
 10/27/2007 ___ W ___ 34-27 (2 OT) _____ home
 10/04/2008 ___ L ___ 13-16 _____ away
 10/24/2009 ___ W ___ 15-13 _____ away
 10/30/2010 ___ W ___ 37-6 (#5) _____ home
 11/12/2011 ___ L ___ 21-37 (#13) _____ home
 10/13/2012 ___ W ___ 19-16 (2 OT) _____ away
 10/05/2013 ___ L ___ 14-26 _____ home
 12/5/2015 ___ L ___ 13-16 (#5) Indianapolis, IN

Minnesota (Iowa trails, 46-62-2)

11/02/1891 ___ L ___ 4-42 _____ home
 10/26/1901 ___ L ___ 0-16 _____ away
 10/25/1902 ___ L ___ 0-34 _____ home
 10/17/1903 ___ L ___ 0-75 _____ away
 11/24/1904 ___ L ___ 0-11 _____ home
 10/21/1905 ___ L ___ 0-39 _____ away
 10/02/1909 ___ L ___ 0-41 _____ away
 10/28/1911 ___ L ___ 6-24 _____ away
 10/26/1912 ___ L ___ 7-56 _____ away
 10/24/1914 ___ L ___ 0-7 _____ home
 10/23/1915 ___ L ___ 13-51 _____ away
 11/04/1916 ___ L ___ 0-67 _____ away
 11/02/1918 ___ W ___ 6-0 _____ home
 10/25/1919 ___ W ___ 9-6 _____ away
 11/13/1920 ___ W ___ 28-7 _____ home
 11/05/1921 ___ W ___ 41-7 _____ away
 11/11/1922 ___ W ___ 28-14 _____ home
 11/17/1923 ___ L ___ 7-20 _____ away
 10/25/1924 ___ W ___ 13-0 _____ home
 11/14/1925 ___ L ___ 0-33 _____ away
 11/06/1926 ___ L ___ 0-41 _____ home
 10/22/1927 ___ L ___ 0-38 _____ away
 10/24/1928 ___ W ___ 7-6 _____ home
 11/09/1929 ___ W ___ 9-7 _____ home
 10/24/1931 ___ L ___ 0-34 _____ away
 10/22/1932 ___ L ___ 6-21 _____ home
 10/28/1933 ___ L ___ 7-19 _____ away
 10/28/1934 ___ L ___ 12-48 _____ home
 11/09/1935 ___ L ___ 6-13 _____ home
 11/07/1936 ___ L ___ 0-52 (#2) _____ away
 11/06/1937 ___ L ___ 10-35 (#14) _____ home
 11/05/1938 ___ L ___ 0-28 (#12) _____ away
 11/18/1939 ___ W ___ 13-9 (#20) _____ home
 10/26/1940 ___ L ___ 6-34 (#6) _____ away
 11/15/1941 ___ L ___ 13-34 (#1) _____ home
 11/14/1942 ___ L ___ 7-27 (#16) _____ away
 11/13/1943 ___ L ___ 14-33 _____ away
 11/18/1944 ___ L ___ 0-46 _____ home

11/17/1945	W	20-19	home
11/16/1946	L	6-16	away
11/15/1947	W	13-7(#20)	home
11/13/1948	L	21-28 (#14)	home
11/05/1949	L	7-55	away
11/04/1950	W	13-0	away
11/13/1951	T	20-20	home
11/11/1952	L	7-17	away
11/14/1953	W	27-0 (#15)	home
11/13/1954	L	20-22 (#13)	away
11/05/1955	W	26-0	home
11/10/1956	W	7-0 (#6)	away
11/09/1957	W	44-20	home
11/08/1958	W	28-6	away
11/07/1959	W	33-0	home
11/05/1960	L	10-27 (#3)	away
11/11/1961	L	9-16 (#5)	home
11/10/1962	L	0-10 (#10)	away
11/09/1963	W	27-13	home
11/07/1964	L	13-14	away
10/16/1965	L	3-14	home
10/15/1966	L	0-17	away
11/04/1967	L	0-10	home
11/02/1968	W	35-28	away
11/01/1969	L	8-35	home
10/31/1970	T	14-14	away
10/16/1971	L	14-19	home
10/21/1972	L	14-43	away
10/20/1973	L	23-31	home
10/19/1974	L	17-23	away
10/25/1975	L	7-31	home
10/23/1976	W	22-12	away
10/08/1977	W	18-6	home
10/14/1978	L	20-22	away
10/20/1979	L	7-24	home
10/25/1980	L	6-24	away
10/24/1981	L	10-12	home
10/23/1982	W	21-16	away
10/19/1983	W	61-10	home
11/17/1984	L	17-23	away
11/23/1985	W	31-9	home
11/22/1986	W	30-27	away
11/21/1987	W	34-20	home
11/19/1988	W	31-22	away
11/25/1989	L	7-43	home
11/24/1990	L	24-31	away
11/23/1991	W	23-8	home
11/21/1992	L	13-28	away
11/20/1993	W	21-3	home
11/19/1994	W	49-42	away
11/25/1995	W	45-3	home
11/23/1996	W	43-24	away
11/22/1997	W	31-0	home
11/21/1998	L	7-49	away
11/20/1999	L	21-25 (#17)	home
11/18/2000	L	24-27	away
11/17/2001	W	42-24	home
11/16/2002	W	45-21	away
11/15/2003	W	40-22 (#19)	home
11/13/2004	W	29-27	away
11/19/2005	W	52-28	home
11/18/2006	L	24-34	away
11/10/2007	W	21-16	home
11/22/2008	W	55-0	away
11/21/2009	W	12-0	home
11/27/2010	L	24-27	away
10/29/2011	L	21-22	away
9/29/2012	W	31-13	home
9/28/2013	W	23-7	away
11/08/2014	L	14-51	away
11/14/2015	W	40-35	home
10/8/2016	W	14-7	away

Missouri (Iowa trails, 6-7)

11/09/1892	L	0-22	away
11/18/1893	W	34-12	home
11/19/1894	L	6-32	away
11/18/1895	L	0-34	away
11/09/1896	W	12-0	away
11/20/1902	L	0-6	away
11/14/1903	W	16-0	away
10/27/1906	W	24-4	home
10/19/1907	W	21-6	home
10/17/1908	L	5-10	away
10/30/1909	L	12-13	home
10/15/1910	L	0-5	away
12/28/2010	W	27-24 (#14)	Tempe, AZ

Missouri State (Iowa leads, 1-0)

9/07/2013	W	28-14	home
-----------	---	-------	------

Monmouth (Iowa leads, 4-0)

9/30/1905	W	40-0	home
10/01/1927	W	32-6	home
10/07/1928	W	26-0	home
10/06/1929	W	46-0	home

Montana (Iowa leads, 1-0)

10/02/1954	W	48-6	home
9/02/2006	W	41-7	home

Morningside (Iowa leads, 4-0)

10/24/1908	W	16-0	away
10/02/1910	W	12-0	home
10/14/1911	W	11-5	away
10/09/1915	W	17-6	away

Nebraska (Iowa trails, 15-29-3)

11/25/1891	W	22-0	Omaha, NE
11/24/1892	T	10-10	Omaha, NE
11/25/1893	L	18-20	Omaha, NE
11/29/1894	L	0-36	Omaha, NE
11/19/1895	L	0-6	Omaha, NE
11/26/1896	T	0-0	Omaha, NE
11/28/1896	W	6-0	Omaha, NE
11/25/1897	L	0-6	Council Bluffs, IA
11/24/1898	W	6-5	Council Bluffs, IA
11/04/1899	W	30-0	Omaha, NE
10/31/1903	L	6-17	home
11/05/1904	L	6-17	away
10/31/1908	L	8-11	home
10/23/1909	T	6-6	away
11/22/1913	L	0-12	away
11/21/1914	L	7-16	home
11/20/1915	L	7-52	away
11/25/1916	L	17-34	home
10/13/1917	L	0-47	away
10/05/1918	W	12-0	away
10/04/1919	W	18-0	home
11/22/1930	W	12-7	home
11/07/1931	L	0-7	away
11/05/1932	L	13-14	home
11/25/1933	L	6-7	away
10/14/1934	L	13-14	away
11/20/1937	L	0-28 (#11)	away
11/19/1938	L	0-14	home
11/09/1940	L	6-14 (#12)	away
11/22/1941	L	13-14	away
9/26/1942	W	27-0	home
11/20/1943	W	33-13	away
11/04/1944	W	27-6	home
11/24/1945	L	6-13	away
10/12/1946	W	21-7	home
9/22/1979	L	21-24 (#7)	home
9/20/1980	L	0-57 (#6)	away
9/12/1981	W	10-7 (#7)	home
9/11/1982	L	7-42 (#3)	away
9/04/1999	L	7-42 (#5)	home

9/23/2000	L	13-42 (#1)	away
11/25/2011	L	7-20 (#22)	away
11/23/2912	L	7-13 (#17)	home
11/29/2013	W	38-17	away
11/28/2014	L	34-37 (OT)	home
11/27/2015	W	28-20	away
11/25/2016	W	40-10 (#15)	home

New Mexico State (Iowa leads, 1-0)

9/30/1995	W	59-21	home
-----------	---	-------	------

North Carolina State (Iowa trails, 0-3)

11/20/1965	L	20-28	home
12/31/1988	L	23-28	Atlanta, GA
8/29/1992	L	14-24	E. Rutherford, NJ

North Dakota (Iowa leads, 1-0)

10/09/1926	W	40-7	home
------------	---	------	------

North Dakota State (Iowa leads, 2-1)

9/21/1946	W	39-0	home
9/20/1947	W	59-0	home
9/17/2016	L	21-23	home

North Texas (Iowa leads, 1-0)

9/26/2015	W	62-16	home
-----------	---	-------	------

Northern Illinois (Iowa leads, 8-1)

9/21/1985	W	48-20	home
9/20/1986	W	57-3	home
9/28/1991	W	58-7	home
11/06/1993	W	54-20	home
9/18/1999	W	24-0	home
10/28/2006	W	24-14	home
9/01/2007	W	16-3	Chicago, IL
9/01/2012	W	18-17	Chicago, IL
8/31/2013	L	27-30	home

Northern Iowa (Iowa leads, 16-1)

11/05/1898	L	5-11	away
9/23/1899	W	22-0	home
10/06/1900	W	69-0	home
10/05/1901	W	16-0	home
10/04/1902	W	26-5	home
10/03/1903	W	29-0	home
10/22/1904	W	11-5	home
10/28/1905	W	41-5	home
10/07/1912	W	35-7	home
10/08/1913	W	45-3	home
10/03/1914	W	95-0	home
9/09/1995	W	34-13	home
9/06/1997	W	66-0	home
9/17/2005	W	45-21	home
9/05/2009	W	17-16	home
9/15/2012	W	27-16	home
8/30/2014	W	31-23	home

Northwestern (Iowa leads, 50-25-3)

10/16/1897	W	12-6	away
11/23/1900	T	5-5	away
10/08/1910	L	5-10	away
11/25/1911	W	6-0	home
10/29/1913	W	78-6	away
11/07/1914	W	27-0	away
10/16/1915	W	9-6	home
11/11/1916	L	13-20	away
11/17/1917	L	14-25	away
11/16/1918	W	23-7	home
11/08/1919	W	14-7	away
11/06/1920	W	20-0	home
11/19/1921	W	14-0	away
11/25/1922	W	37-3	home
11/24/1923	W	17-14	away
11/20/1926	L	6-13	home
11/29/1927	L	0-12	away
11/21/1931	L	0-19	home

11/19/1932	L	6-44	away
10/07/1933	W	7-0	away
10/06/1934	W	20-7	away
11/23/1935	T	0-0	away
10/03/1936	L	7-18	away
11/25/1939	T	7-7	away
10/22/1949	W	28-21 (#13)	home
11/15/1952	W	39-14	away
10/26/1957	W	6-0	away
10/25/1958	W	26-20	home
10/03/1959	L	10-14 (#2)	home
10/01/1960	W	42-0 (#6)	away
10/23/1965	L	0-9	away
10/22/1966	L	15-24	home
11/11/1967	L	24-39	away
11/09/1968	W	68-34	home
10/09/1971	L	3-28	home
10/14/1972	W	23-12	away
10/13/1973	L	15-31	away
10/12/1974	W	35-10	home
11/01/1975	W	24-21	away
10/30/1976	W	13-10	home
9/10/1977	W	24-0	home
9/16/1978	W	20-3	home
10/13/1979	W	58-6	away
10/18/1980	W	25-3	home
10/03/1981	W	64-0	away
10/02/1982	W	45-7	home
10/08/1983	W	61-21	home
10/06/1984	W	31-3	away
10/26/1985	W	49-10	away
10/25/1986	W	27-20	home
11/07/1987	W	52-24	away
11/05/1988	W	35-10	home
10/28/1989	W	35-22	away
10/27/1990	W	56-14	home
11/16/1991	W	24-10	away
11/14/1992	W	56-14	home
11/13/1993	W	23-19	away
11/12/1994	W	49-13	home
11/11/1995	L	20-31 (#14)	away
11/09/1996	L	13-40 (#18)	home
11/15/1997	L	14-15	away
10/10/1998	W	26-24	home
10/16/1999	L	21-23	away
11/11/2000	W	27-17 (#12)	home
11/10/2001	W	59-16	away
11/09/2002	W	62-10	home
11/05/2005	L	27-28	away
11/04/2006	L	7-21	home
11/03/2007	W	28-17	away
9/27/2008	L	17-22	home
11/07/2009	L	10-17	home
11/13/2010	L	17-21	away
10/15/2011	W	41-31	home
10/27/2012	L	17-28	away
10/26/2013	W	17-10 (OT)	home
11/01/2014	W	48-7	home
10/17/2015	W	40-10 (#20)	away
10/1/2016	L	31-38	home

Notre Dame (Iowa trails, 8-13-3)

10/08/1921	W	10-7	home
11/11/1939	W	7-6 (#3)	home
11/16/1940	W	7-0 (#7)	away
10/27/1945	L	0-56 (#2)	away
10/26/1946	L	6-41 (#2)	home
10/25/1947	L	0-21 (#2)	away
10/23/1948	L	12-27 (#2)	home
11/19/1949	L	7-28 (#1)	away
11/18/1950	T	14-14	home
11/24/1951	T	20-20	away
11/22/1952	L	0-27 (#9)	home

11/21/1953	T	14-14 (#1)	away
11/20/1954	L	18-34 (#4)	home
11/19/1955	L	14-17 (#4)	away
11/24/1956	W	48-8	home
11/23/1957	W	21-13 (#9)	away
11/22/1958	W	31-21 (#15)	home
11/21/1959	L	19-20	home
11/19/1960	W	28-0	away
11/25/1961	W	42-21	home
11/24/1962	L	12-35	away
11/21/1964	L	0-28 (#1)	away
10/07/1967	L	6-56 (#6)	away
10/05/1968	L	28-51 (#5)	home

Ohio State (Iowa trails, 14-47-3)

11/18/1922	W	12-9	away
11/27/1923	W	20-0	away
10/14/1924	T	0-0	home
10/24/1925	W	15-0	away
10/23/1926	L	6-23	home
10/08/1927	L	6-13	away
11/10/1928	W	14-7	away
10/13/1929	L	6-7	away
11/24/1934	L	7-40	away
10/07/1944	L	0-34	away
10/06/1945	L	0-42	away
10/18/1947	T	13-13	away
10/09/1948	W	14-7 (#11)	away
10/28/1950	L	21-83 (#6)	away
10/27/1951	L	21-47	away
10/25/1952	W	8-0 (#14)	home
10/16/1954	L	14-20 (#4)	away
11/12/1955	L	10-20 (#10)	away
11/17/1956	W	6-0 (#6)	home
11/16/1957	L	13-17 (#6)	away
11/15/1958	L	28-38 (#16)	home
11/14/1959	W	16-7	away
11/12/1960	W	35-12 (#3)	home
11/04/1961	L	13-29 (#5)	away
11/03/1962	W	28-14	home
11/02/1963	L	3-7 (#9)	away
10/31/1964	L	19-21 (#1)	home
11/13/1965	L	0-38	away
11/12/1966	L	10-14	home
11/18/1967	L	10-21	away
11/16/1968	L	27-33 (#2)	home
9/11/1971	L	21-52 (#11)	away
9/16/1972	L	0-21 (#3)	away
11/17/1973	L	13-55 (#1)	away
11/16/1974	L	10-35 (#4)	home
10/11/1975	L	0-49 (#1)	away
10/09/1976	L	14-34 (#10)	home
10/15/1977	L	6-27 (#4)	home
10/21/1978	L	7-31	away
11/10/1979	L	7-34 (#3)	away
11/15/1980	L	7-41 (#7)	home
9/24/1983	W	20-14 (#3)	home
9/22/1984	L	26-45 (#5)	away
11/02/1985	L	13-22 (#8)	away
11/01/1986	L	10-31 (#17)	home
11/14/1987	W	29-27	away
11/12/1988	T	24-24	home
11/11/1989	L	0-28	away
11/10/1990	L	26-27	home
11/02/1991	W	16-9 (#13)	away
10/31/1992	L	15-38	home
10/28/1995	L	35-56 (#4)	away
10/26/1996	L	26-38 (#2)	home
10/04/1997	L	7-23 (#7)	away
11/14/1998	L	14-45 (#7)	home
10/30/1999	L	11-41 (#21)	away
10/21/2000	L	10-38 (#14)	home
10/18/2003	L	10-19 (#8)	away
10/16/2004	W	33-7 (#25)	home

9/24/2005	L	6-31 (#8)	away
9/30/2006	L	17-38 (#1)	home
11/14/2009	L	24-27, OT (#10)	away
11/20/2010	L	17-20 (#8)	home
10/19/2013	L	24-34 (#4)	away

Oklahoma (Iowa trails, 0-2)

9/15/1979	L	6-21 (#3)	away
12/30/2011	L	14-31 (#19)	Tempe, AZ

Oklahoma State (Series tied, 1-1)

9/29/1923	W	29-0	home
10/04/1930	L	0-6	home

Oregon (Iowa trails, 1-2)

10/29/1949	W	34-31	home
9/16/1989	L	6-44	home
9/24/1994	L	18-40	away

Oregon State (Iowa leads, 7-5)

10/06/1956	W	14-13	home
1/01/1957	W	35-19 (#10)	Pasadena, CA
9/24/1960	W	22-12 (#10)	home
9/29/1962	W	28-8	home
9/25/1965	W	27-7	away
9/24/1966	L	3-17	home
9/30/1967	L	18-38	home
9/21/1968	W	21-20 (#8)	home
9/20/1969	L	14-42	home
9/19/1970	L	14-21	away
9/18/1971	L	19-33	away
9/23/1972	W	19-11	home

P & S (Iowa trails, 0-1)

10/23/1897	L	0-14	home
------------	---	------	------

Parsons College (Iowa leads, 1-0)

10/19/1895	W	28-0	away
------------	---	------	------

Penn College (Iowa leads, 2-0)

11/28/1895	W	14-12	away
10/14/1899	W	35-0	home

Penn State (Iowa trails, 12-14)

11/15/1930	W	19-0	home
9/25/1971	L	14-44 (#12)	home
9/30/1972	L	10-14 (#13)	away
9/29/1973	L	8-27 (#6)	away
9/28/1974	L	0-27 (#19)	home
9/27/1975	L	10-30 (#12)	home
9/25/1976	W	7-6 (#11)	away
9/17/1983	W	42-34	away
9/15/1984	L	17-20 (#12)	home
9/18/1993	L	0-31 (#14)	home
9/17/1994	L	21-61 (#6)	away
10/21/1995	L	27-41 (#19)	home
10/19/1996	W	21-20 (#10)	away
10/09/1999	L	7-31 (#2)	home
11/04/2000	W	26-23 (2OT)	away
9/29/2001	W	24-18	home
9/28/2002	W	42-35, OT (#12)	away
10/25/2003	W	26-14	home
10/23/2004	W	6-4	away
10/06/2007	L	7-27	away
11/08/2008	W	24-23 (#3)	home
9/26/2009	W	21-10 (#5)	away
10/02/2010	W	24-3 (#22)	home
10/08/2011	L	3-13	away
10/20/2012	L	14-38	home
11/5/2016	L	14-41 (#12)	away

Pittsburgh (Iowa leads, 4-3)

10/03/1931	L	0-20	home
10/13/1951	W	34-17	home
9/26/1952	L	14-26	away
9/20/2008	L	20-21	away
9/17/2011	W	31-27	home

9/20/2014 W 24-20 away
9/19/2015 W 27-24 home

Purdue (Iowa trails, 38-46-3)

10/22/1910 W 16-0 home
11/11/1911 W 11-0 away
11/06/1915 L 13-19 away
10/21/1916 W 24-6 home
10/21/1921 W 13-6 away
10/28/1922 W 56-0 home
10/13/1923 W 7-0 home
11/16/1929 L 0-7 away
10/18/1930 L 0-20 home
11/14/1931 L 0-22 away
11/12/1932 L 0-18 home
11/18/1933 W 14-6 away
11/10/1934 L 6-13 home
11/16/1935 L 6-12 away
11/14/1936 L 0-13 home
10/30/1937 L 0-13 away
10/29/1938 T 0-0 home
11/04/1939 W 4-0 away
11/02/1940 L 6-21 home
10/25/1941 L 6-7 away
10/31/1942 W 13-7 home
10/23/1943 L 7-28 (#4) away
10/21/1944 L 7-26 (#11) home
10/13/1945 L 0-40 (#15) away
9/28/1946 W 16-0 home
11/01/1947 L 0-21 (#16) away
10/16/1948 L 13-20 home
10/01/1949 W 21-7 away
10/21/1950 W 33-21 home
10/06/1951 L 30-34 away
10/11/1952 L 14-41 (#16) away
11/07/1953 W 26-0 away
11/06/1954 W 25-14 (#8) home
10/15/1955 T 20-20 home
10/27/1956 W 21-20 away
10/24/1959 L 7-14 (#14) away
10/22/1960 W 21-14 (#10) home
10/28/1961 L 0-9 away
10/27/1962 L 3-26 home
10/26/1963 L 0-14 away
10/24/1964 L 14-19 home
10/09/1965 L 14-17 (#6) home
10/08/1966 L 0-35 away
10/28/1967 L 22-41 (#7) home
10/26/1968 L 15-44 (#7) away
10/18/1969 L 31-35 (#17) away
10/17/1970 L 3-24 home
10/02/1971 L 13-45 away
10/07/1972 L 0-24 home
11/03/1973 L 23-48 home
11/02/1974 L 14-38 away
11/15/1975 L 18-19 away
11/13/1976 L 0-21 home
10/22/1977 L 21-34 away
10/28/1978 L 7-34 (#17) home
11/03/1979 L 14-20 (#15) home
11/08/1980 L 13-58 (#17) away
11/07/1981 W 33-7 home
11/06/1982 L 7-16 away
10/15/1983 W 31-14 home
10/13/1984 W 40-3 (#14) away
11/16/1985 W 27-24 away
11/15/1986 W 42-14 home
10/24/1987 W 38-14 home
10/22/1988 W 31-7 away
11/18/1989 W 24-0 away
11/17/1990 W 38-9 home
10/25/1991 W 31-21 away
10/24/1992 L 16-27 home

10/30/1993 W 26-17 home
10/29/1994 T 21-21 away
11/01/1997 W 35-17(#18) home
10/31/1998 L 14-36 away
10/06/2001 L 14-23 (#21) away
10/05/2002 W 31-28 home
11/08/2003 L 14-27 (#16) away
11/06/2004 W 23-21 home
10/08/2005 W 34-17 away
10/07/2006 W 47-17 home
10/20/2007 L 6-31 away
11/15/2008 W 22-17 home
11/19/2011 W 31-21 away
11/10/2012 L 24-27 home
11/09/2013 W 38-14 away
11/27/2014 W 24-10 away
11/21/2015 W 40-20 home
10/15/2016 W 49-35 away

Ripon College (Iowa leads, 1-0)

10/20/1928 W 61-6 home

Rush College (Series tied, 1-1)

10/29/1898 L 11-15 away
10/21/1899 W 17-0 home

Rutgers (Iowa leads, 1-0)

9/24/2016 W 14-7 away

Saint Louis (Iowa leads, 2-1)

11/30/1905 W 31-0 away
11/29/1906 L 0-39 away
10/10/1925 W 41-0 home

San Diego State (Iowa leads, 1-0)

12/30/1986 W 39-38 San Diego, CA

Simpson College (Iowa leads, 4-0)

11/17/1898 W 12-0 home
10/12/1900 W 47-0 home
10/18/1902 W 10-0 away
11/06/1903 W 35-2 home

South Carolina (Iowa leads, 1-0)

1/1/2009 W 31-10 Tampa, FL

South Dakota (Iowa leads, 8-0)

11/10/1917 W 35-0 home
11/01/1919 W 26-13 home
11/03/1928 W 19-0 home
9/29/1934 W 34-0 home
10/05/1935 W 47-2 home
10/10/1936 W 33-7 home
9/30/1939 W 41-0 home
10/05/1940 W 46-0 home

Southeast Oklahoma (Iowa leads, 1-0)

10/04/1924 W 43-0 home

Southern Cal (Iowa trails, 2-7)

11/21/1925 L 0-18 away
9/29/1950 W 20-14 away
10/07/1961 W 35-34 away
10/06/1962 L 0-7 home
9/26/1970 L 0-48 home
10/05/1974 L 3-41 away
10/04/1975 L 16-27 home
10/02/1976 L 0-55 away
1/02/2003 L 17-38 Miami, FL

Stanford (Iowa trails, 0-1)

1/1/2016 L 16-45 (#5) Pasadena, CA

Syracuse (Iowa leads, 3-1)

9/20/1975 L 7-10 away
9/18/1976 W 41-3 home
9/09/2006 W 20-13 (2 OT) away
9/08/2007 W 35-0 home

Temple (Iowa leads, 1-0)

11/21/1936 W 25-0 (#20) away

Tennessee (Iowa trails, 1-2)

12/31/1982 W 28-22 Atlanta, GA
8/30/1987 L 22-23 East Rutherford, NJ
1/2/2015 L 28-45 Jacksonville, FL

Tennessee Tech (Iowa leads, 1-0)

9/3/2011 W 34-7 home

Texas (Series, tied, 1-1)

12/26/1984 W 55-17 (#19) Anaheim, CA
12/30/2006 L 24-26 (#18) San Antonio, TX

Texas A&M (Iowa trails, 0-1)

10/10/1931 L 0-29 away

Texas-El Paso (Iowa leads, 1-0)

9/27/1986 W 69-7 home

Texas Christian (Iowa leads, 2-1)

9/27/1958 W 17-0 home
9/23/1967 W 24-9 home
9/28/1968 L 17-28 away

Texas Tech (Iowa leads, 2-0)

12/29/1996 W 27-0 San Antonio, Texas
12/29/2001 W 19-16 San Antonio, Texas

Tulsa (Iowa leads, 3-1)

9/30/1989 W 30-22 home
9/04/1993 W 26-25 home
9/21/1996 L 20-27 away
9/13/1997 W 54-16 home

UCLA (Iowa trails, 3-6)

9/23/1938 L 3-27 away
9/26/1947 L 7-22 away
9/24/1949 L 25-41 home
10/21/1955 L 13-33 (#7) away
9/22/1973 L 18-55 (#18) away
9/21/1974 W 21-10 (#12) home
*10/01/1977 L 16-34 away
9/26/1981 W 20-7 (#6) home
1/01/1985 L 28-45 (#14) Pasadena, CA
* - - Iowa was awarded a forfeit

Upper Iowa (Iowa leads, 2-0)

10/22/1898 W 23-5 home
9/28/1900 W 57-0 home

Utah (Iowa trails, 0-1)

10/07/1978 L 9-13 home

Utah State (Iowa leads, 2-0)

9/28/1957 W 70-14 home
9/21/2002 W 48-7 home

Wabash College (Iowa leads, 2-0)

10/31/1925 W 28-7 home
10/15/1927 W 38-0 home

Washington (Series tied, 3-3)

9/25/1937 L 0-14 away
10/05/1963 W 17-7 away
10/03/1964 W 28-18 (#10) home
1/01/1981 L 0-28 (#16) Pasadena, CA
1/01/1990 L 34-46 Pasadena, CA
12/29/1995 W 38-18 (#20) El Paso, TX

Washington State (Iowa leads, 3-1-1)

10/03/1953 W 54-12 home
10/05/1957 W 20-13 home
9/28/1963 T 14-14 home
9/18/1965 L 0-7 home
9/27/1969 W 61-35 home

Washington, MO (Iowa leads, 4-0)

 11/15/1902 ___ W ___ 61-0 _____ away
 11/26/1903 ___ W ___ 12-2 _____ away
 11/19/1910 ___ W ___ 38-0 _____ away
 9/19/1942 ___ W ___ 26-7 _____ home

Western Michigan (Iowa trails, 1-2)

 9/09/2000 ___ L ___ 21-27 _____ home
 11/17/2007 ___ L ___ 19-28 _____ home
 9/21/2013 ___ W ___ 59-3 _____ home

Wilton (Iowa leads, 2-0)

 11/04/1896 ___ W ___ 27-0 _____ home
 10/02/1897 ___ W ___ 22-4 _____ home

Wisconsin (Iowa trails, 43-45-2)

 10/29/1894 ___ L ___ 0-44 _____ away
 11/03/1906 ___ L ___ 4-18 _____ away
 11/02/1907 ___ L ___ 5-6 _____ home
 11/23/1911 ___ L ___ 0-12 _____ away
 11/04/1912 ___ L ___ 10-28 _____ home
 11/27/1917 ___ L ___ 0-20 _____ away
 11/15/1924 ___ W ___ 21-7 _____ away
 11/07/1925 ___ L ___ 0-6 _____ home
 11/13/1926 ___ L ___ 10-20 _____ away
 11/12/1927 ___ W ___ 16-0 _____ away
 11/17/1928 ___ L ___ 0-13 _____ home
 10/26/1929 ___ W ___ 14-0 _____ away
 10/08/1932 ___ L ___ 0-34 _____ away
 10/21/1933 ___ W ___ 26-7 _____ home
 10/16/1937 ___ L ___ 6-13 _____ away
 10/08/1938 ___ L ___ 13-31 _____ home
 10/28/1939 ___ W ___ 19-13 _____ away
 10/12/1940 ___ W ___ 30-12 _____ home
 10/18/1941 ___ L ___ 0-23 _____ away
 10/07/1942 ___ W ___ 6-0 _____ home
 10/02/1943 ___ L ___ 5-7 _____ home
 11/11/1944 ___ L ___ 7-26 _____ away
 11/03/1945 ___ L ___ 7-27 _____ home
 11/09/1946 ___ W ___ 21-7 (#15) _____ away

 11/08/1947 ___ L ___ 14-46 (#19) _____ away
 10/30/1948 ___ W ___ 19-13 _____ home
 11/12/1949 ___ L ___ 13-35 _____ away
 10/14/1950 ___ L ___ 0-14 (#15) _____ home
 11/17/1951 ___ L ___ 7-34 (#8) _____ away
 10/18/1952 ___ L ___ 13-42 (#12) _____ home
 10/31/1953 ___ L ___ 6-10 _____ away
 10/30/1954 ___ W ___ 13-7 (#8) _____ home
 10/01/1955 ___ L ___ 14-37 (#17) _____ away
 10/13/1956 ___ W ___ 13-7 _____ home
 10/19/1957 ___ W ___ 21-7 (#13) _____ home
 10/18/1958 ___ W ___ 20-9 (#4) _____ away
 10/17/1959 ___ L ___ 16-25 _____ away
 10/15/1960 ___ W ___ 28-21 (#12) _____ home
 10/21/1961 ___ W ___ 47-15 _____ home
 10/20/1962 ___ L ___ 14-42 (#10) _____ away
 10/19/1963 ___ L ___ 7-10 (#2) _____ home
 10/17/1964 ___ L ___ 21-31 _____ away
 10/02/1965 ___ L ___ 13-16 _____ away
 10/01/1966 ___ L ___ 0-7 _____ home
 10/21/1967 ___ T ___ 21-21 _____ away
 10/19/1968 ___ W ___ 41-0 _____ home
 10/11/1969 ___ L ___ 17-23 _____ away
 10/10/1970 ___ W ___ 24-14 _____ home
 10/30/1971 ___ W ___ 20-16 _____ home
 11/04/1972 ___ L ___ 14-16 _____ away
 11/10/1973 ___ L ___ 7-35 _____ away
 11/09/1974 ___ L ___ 15-28 _____ home
 11/08/1975 ___ W ___ 45-28 _____ home
 11/06/1976 ___ L ___ 21-38 _____ away
 11/12/1977 ___ W ___ 24-8 _____ away
 11/18/1978 ___ W ___ 38-24 _____ home
 10/27/1979 ___ W ___ 24-13 _____ away
 11/01/1980 ___ W ___ 22-13 _____ home
 11/14/1981 ___ W ___ 17-7 _____ away
 11/13/1982 ___ W ___ 28-14 _____ home
 11/05/1983 ___ W ___ 34-14 _____ away
 11/03/1984 ___ T ___ 10-10 _____ home
 10/12/1985 ___ W ___ 23-13 _____ away

 10/11/1986 ___ W ___ 17-6 _____ home
 10/10/1987 ___ W ___ 31-10 _____ away
 10/08/1988 ___ W ___ 31-6 _____ home
 10/14/1989 ___ W ___ 31-24 _____ away
 10/13/1990 ___ W ___ 30-10 _____ home
 10/12/1991 ___ W ___ 10-6 _____ away
 10/10/1992 ___ W ___ 23-22 _____ home
 11/18/1995 ___ W ___ 33-20 _____ away
 11/16/1996 ___ W ___ 31-0 _____ home
 11/08/1997 ___ L ___ 10-13 _____ away
 10/24/1998 ___ L ___ 0-31 (#9) _____ home
 11/13/1999 ___ L ___ 3-41 (#9) _____ away
 10/28/2000 ___ L ___ 7-13 _____ home
 11/03/2001 ___ L ___ 28-34 _____ away
 11/02/2002 ___ W ___ 20-3 _____ home
 11/22/2003 ___ W ___ 27-21 _____ away
 11/20/2004 ___ W ___ 30-7 (#9) _____ home
 11/12/2005 ___ W ___ 20-10 (#19) _____ away
 11/11/2006 ___ L ___ 21-24 (#16) _____ home
 9/22/2007 ___ L ___ 13-17 (#9) _____ away
 10/18/2008 ___ W ___ 38-16 _____ home
 10/17/2009 ___ W ___ 20-10 _____ away
 10/23/2010 ___ L ___ 30-31 (#10) _____ home
 11/02/2013 ___ L ___ 9-28 (#22) _____ home
 11/22/2014 ___ L ___ 24-26 (#14) _____ home
 10/3/2015 ___ W ___ 10-6 (#19) _____ away
 10/22/2016 ___ L ___ 9-17 (#10) _____ home

Wyoming (Iowa leads, 2-0)

 10/17/1953 ___ W ___ 21-7 _____ home
 12/30/1987 ___ W ___ 20-19 _____ San Diego, CA

Yale (Iowa leads, 1-0)

10/14/1922 ___ W ___ 6-0 _____ away

NOTE: Numbers in parentheses is AP ranking of opponent when game was played

Iowa Records vs. Major Conferences

Atlantic Coast _____ W-L-T
 Georgia Tech _____ 1-0-0
 Miami, FL _____ 0-4-0
 North Carolina State _____ 0-3-0
 Pittsburgh _____ 4-3-0
 Syracuse _____ 3-1-0
Totals (.545) _____ 8-11-0
American Athletic _____ W-L-T
 Cincinnati _____ 1-0-0
 Temple _____ 1-0-0
Totals (1.000) _____ 2-0-0
Big Sky _____ W-L-T
 Montana _____ 1-0-0
Totals (1.000) _____ 1-0-0
Big Ten _____ W-L-T
 Illinois _____ 32-38-2
 Indiana _____ 44-28-4
 Maryland _____ 1-1
 Michigan _____ 15-41-4
 Michigan State _____ 23-21-2
 Minnesota _____ 46-62-2
 Nebraska _____ 15-29-3
 Northwestern _____ 50-25-3
 Ohio State _____ 14-47-3
 Penn State _____ 12-14-0
 Purdue _____ 38-46-3
 Rutgers _____ 1-0
 Wisconsin _____ 43-45-2
Totals (.450) _____ 334-397-28
Big 12 _____ W-L-T
 Iowa State _____ 42-22-0
 Kansas _____ 4-6-0
 Kansas State _____ 5-1-0
 Oklahoma _____ 0-2-0
 Oklahoma State _____ 1-1-0
 Texas _____ 1-1-0
 Texas Christian _____ 2-1-0
 Texas Tech _____ 2-0-0
Totals (.628) _____ 57-34-0
Conference USA _____ W-L-T
 Tulsa _____ 3-1-0
 Texas-El Paso _____ 1-0-0
Totals (.800) _____ 4-1-0
Mid-American _____ W-L-T
 Akron _____ 1-0-0
 Ball State _____ 3-0-0
 Buffalo _____ 1-0-0
 Central Michigan _____ 2-1-0
 Kent State _____ 2-0-0
 Miami, OH _____ 4-0-0
 Northern Illinois _____ 8-1-0
 Western Michigan _____ 1-2-0
Totals (.900) _____ 22-4-0
Pacific-12 _____ W-L-T
 Arizona _____ 5-6-0
 Arizona State _____ 1-2-0
 California _____ 3-1-0
 Colorado _____ 0-2-0
 Oregon _____ 1-2-0
 Oregon State _____ 7-5-0
 Southern California _____ 2-7-0
 Stanford _____ 0-1-0
 UCLA _____ 3-6-0
 Utah _____ 0-1-0
 Washington _____ 3-3-0
 Washington State _____ 3-1-1
Totals (.438) _____ 28-37-1
Southeastern _____ W-L-T
 Arkansas _____ 1-0-0
 Florida _____ 1-3-0
 Louisiana State _____ 1-1-0
 Missouri _____ 6-7-0
 South Carolina _____ 1-0-0
 Tennessee _____ 1-2-0
 Texas A&M _____ 0-1-0
Totals (.500) _____ 11-14-0
Mountain West _____ W-L-T
 Air Force _____ 0-0-1
 Hawaii _____ 3-1-0
 San Diego State _____ 1-0-0
 Utah State _____ 2-0-0
 Wyoming _____ 2-0-0
Totals (.857) _____ 8-1-1
Independents _____ W-L-T
 Notre Dame _____ 8-13-3
 Brigham Young _____ 0-0-1
 Idaho _____ 1-0-0
 New Mexico State _____ 1-0-0
 Marquette _____ 1-1-0
 Saint Louis _____ 2-1-0
Totals (.464) _____ 13-15-4

HOMECOMING RESULTS

Date	Opponent	Result
Nov. 23, 1912	Wisconsin	L, 10-28
Nov. 15, 1913	Iowa State	W, 45-7
Oct. 24, 1914	Minnesota	L, 0-7
Nov. 13, 1915	Iowa State	L, 0-16
Nov. 25, 1916	Nebraska	L, 17-34
Nov. 24, 1917	Iowa State	W, 6-3
Nov. 2, 1918	Minnesota	W, 6-0
Nov. 22, 1919	Iowa State	W, 10-0
Nov. 13, 1920	Minnesota	W, 28-7
Oct. 15, 1921	Illinois	W, 14-2
Nov. 11, 1922	Minnesota	W, 28-14
Oct. 20, 1923	Illinois	L, 6-9
Oct. 25, 1924	Minnesota	W, 13-0
Oct. 17, 1925	Illinois	W, 12-10
Nov. 6, 1926	Minnesota	L, 0-41
Nov. 5, 1927	Illinois	L, 0-14
Oct. 27, 1928	Minnesota	W, 7-6
Oct. 20, 1929	Illinois	T, 7-7
Nov. 15, 1930	Penn State	W, 19-0
Oct. 17, 1931	Indiana	T, 0-0
Oct. 22, 1932	Minnesota	L, 6-21
Oct. 21, 1933	Wisconsin	W, 26-7
Oct. 28, 1934	Minnesota	L, 12-48
Nov. 9, 1935	Minnesota	L, 6-13
Oct. 17, 1936	Illinois	T, 0-0
Nov. 6, 1937	Minnesota	L, 10-35
Oct. 8, 1938	Wisconsin	L, 13-31
Nov. 18, 1939	Minnesota	W, 13-9
Nov. 2, 1940	Purdue	L, 6-21
Nov. 1, 1941	Indiana	W, 13-7
Nov. 7, 1942	Wisconsin	W, 6-0
Nov. 6, 1943	Illinois	L, 10-19
Oct. 21, 1944	Purdue	L, 7-26
Nov. 3, 1945	Wisconsin	L, 7-27
Nov. 2, 1946	Illinois	L, 0-7
Oct. 11, 1947	Indiana	W, 27-14
Oct. 16, 1948	Purdue	L, 13-20
Oct. 15, 1949	Indiana	W, 35-9
Oct. 21, 1950	Purdue	W, 33-21
Oct. 20, 1951	Michigan	L, 0-21
Oct. 25, 1952	Ohio State	W, 8-0
Oct. 24, 1953	Indiana	W, 19-13
Nov. 6, 1954	Purdue	W, 25-14
Oct. 15, 1955	Purdue	T, 20-20
Nov. 3, 1956	Michigan	L, 14-17
Oct. 19, 1957	Wisconsin	W, 21-7
Oct. 25, 1958	Northwestern	W, 26-20
Oct. 10, 1959	Michigan State	W, 37-8
Oct. 22, 1960	Purdue	W, 21-14
Oct. 21, 1961	Wisconsin	W, 47-15
Oct. 27, 1962	Purdue	L, 3-26
Oct. 12, 1963	Indiana	W, 37-26
Oct. 24, 1964	Purdue	L, 14-19
Oct. 9, 1965	Purdue	L, 14-7
Oct. 22, 1966	Northwestern	L, 15-24
Oct. 28, 1967	Purdue	L, 22-41
Oct. 12, 1968	Indiana	L, 34-38
Oct. 25, 1969	Michigan State	W, 19-18
Oct. 17, 1970	Purdue	L, 3-24
Oct. 9, 1971	Northwestern	L, 3-28
Oct. 28, 1972	Michigan State	T, 6-6

Date	Opponent	Result
Oct. 20, 1973	Minnesota	L, 23-31
Oct. 12, 1974	Northwestern	W, 35-10
Oct. 25, 1975	Minnesota	L, 7-31
Oct. 16, 1976	Indiana	L, 7-14
Oct. 15, 1977	Ohio State	L, 6-27
Oct. 28, 1978	Purdue	L, 7-34
Oct. 20, 1979	Minnesota	L, 7-24
Oct. 18, 1980	Northwestern	W, 25-3
Oct. 10, 1981	Indiana	W, 42-28
Oct. 2, 1982	Northwestern	W, 45-7
Oct. 8, 1983	Northwestern	W, 61-21
Sept. 29, 1984	Illinois	W, 21-16
Oct. 5, 1985	Michigan State	W, 35-31
Oct. 11, 1986	Wisconsin	W, 17-6
Oct. 24, 1987	Purdue	W, 38-14
Oct. 8, 1988	Wisconsin	W, 31-6
Oct. 21, 1989	Michigan	L, 12-26
Oct. 27, 1990	Northwestern	W, 56-14
Oct. 19, 1991	Illinois	W, 24-21
Oct. 24, 1992	Purdue	L, 16-27
Oct. 16, 1993	Illinois	L, 3-49
Oct. 8, 1994	Indiana	L, 20-27
Oct. 14, 1995	Indiana	W, 22-13
Oct. 5, 1996	Michigan State	W, 37-30
Oct. 25, 1997	Indiana	W, 62-0
Oct. 10, 1998	Northwestern	W, 26-24
Oct. 23, 1999	Indiana	L, 31-38
Oct. 7, 2000	Michigan State	W, 21-16
Sept. 29, 2001	Penn State	W, 24-18
Oct. 5, 2002	Purdue	W, 31-28
Oct. 4, 2003	Michigan	W, 30-27
Oct. 2, 2004	Michigan State	W, 38-16
Oct. 1, 2005	Illinois	W, 35-7
Oct. 7, 2006	Purdue	W, 47-17
Sept. 29, 2007	Indiana	L, 20-38
Sept. 27, 2008	Northwestern	L, 17-22
Oct. 10, 2009	Michigan	W, 30-28
Oct. 2, 2010	Penn State	W, 24-3
Oct. 22, 2011	Indiana	W, 45-24
Sept. 29, 2012	Minnesota	W, 31-13
Oct. 5, 2013	Michigan State	L, 14-26
Oct. 11, 2014	Indiana	W, 45-29
Oct. 10, 2015	Illinois	W, 29-20
Oct. 1, 2016	Northwestern	L, 31-38
Totals		57-43-5

Homecoming Record vs. All Opponents

Opponent	W-L-T
Illinois	6-5-2
Indiana	10-5-1
Iowa State	3-1-0
Michigan	2-3-0
Michigan State	6-1-1
Minnesota	7-9-0
Nebraska	0-1-0
Northwestern	7-4-0
Ohio State	1-1-0
Penn State	3-0-0
Purdue	6-10-1
Wisconsin	6-3-0
Totals	57-43-5

1957 Rose Bowl

 Iowa -- 35, Oregon State -- 19
 Jan. 1, 1957, Rose Bowl, Pasadena, Calif.

Iowa	_____	14	_____	7	_____	7	_____	7	_____	35
Oregon State	_____	0	_____	6	_____	6	_____	7	_____	19

GAME RECAP

Switching from the mighty defensive role they played all season (which included four shutouts), Iowa put on a great offensive show to defeat Oregon State 35-19 in the 43rd Rose Bowl. It was the school's first bowl appearance. Iowa assumed an early lead on game MVP Kenny Ploen's 49-yard run. Ploen also completed 9-of-10 passes. Collins Hagler scored two TDs and totaled a game-best 85 rushing yards. Iowa played Oregon State during the regular season and had also won that encounter, 14-13. The Rose Bowl win was the Big Ten's 10th win in 11 games against its west coast opponents. Over 15,000 Hawkeye fans attended the game.

SCORING SUMMARY

IA -- Ploen 49-yard run (Prescott kick)
 IA -- Hagler 9-yard run (Prescott kick)
 OSU -- Berry 3-yard run (kick failed)
 IA -- Happel 5-yard run (Prescott kick)
 IA -- Hagler 66-yard run (Prescott kick)
 OSU -- Beamer 1-yard run (kick failed)
 IA -- Gibbons 16-yard pass from Ploen (Prescott kick)
 OSU -- Hammack 35-yard pass from Francis (Beamer run)

Attendance: 97,126

IOWA	TEAM STATISTICS	OSU
16	First Downs	16
48-301	Rushes-yards	46-166
107	Passing yards	130
11-15-1	Passes	10-14-0
63-408	Total offense	60-296
2-36	Punts-average	3-35
3-3	Fumbles-lost	4-3
5-50	Penalties-yards	6-60

INDIVIDUAL LEADERS
RUSHING

IOWA: Hagler 10-85, Dobrino 4-64, Ploen 8-59
 OSU: Francis 15-73, Beamer 7-31

PASSING

IOWA: Ploen 9-10-0-83
 OSU: Francis 10-12-0-130

RECEIVING

IOWA: Gibbons 5-61, Harris 2-21
 OSU: Hammack 4-65, Beamer 2-31

1959 Rose Bowl

 Iowa -- 38, California -- 12
 Jan. 1, 1959, Rose Bowl, Pasadena, Calif.

Iowa	_____	7	_____	13	_____	12	_____	6	_____	38
California	_____	0	_____	0	_____	6	_____	6	_____	12

GAME RECAP

Bob Jeter ran for 194 yards on nine carries, earned Player-of-the-Game honors and led Iowa to a 38-12 win over California in the 45th Rose Bowl. Over 18,000 Iowa fans made the trip to Pasadena. Head Coach Forest Evashevski had to get out of his sickbed to lead Iowa to its second Rose Bowl win in three years. Willie Fleming tallied twice for the winners. Fleming had 85 yards (nine attempts) on the ground. The Hawkeyes set Rose Bowl records for total offense (516) and rushing offense (429). Jeter's 21.6 yards per carry average and his 81-yard TD run were Rose Bowl records.

SCORING SUMMARY

IA -- Duncan 2-yard run (Prescott kick)
 IA -- Langston 7-yard pass from Duncan (Prescott kick)
 IA -- Horn 4-yard run (kick failed)
 CAL -- Hart 1-yard run (pass failed)
 IA -- Fleming 37-yard run (pass failed)
 IA -- Jeter 81-yard run (pass failed)
 IA -- Fleming 7-yard run (pass failed)
 CAL -- Hart 17-yard pass from Kapp (run failed)

Attendance: 98,297

IOWA	TEAM STATISTICS	CAL
24	First Downs	20
55-429	Rushes-yards	53-214
87	Passing yards	130
9-14-0	Passes	9-20-2
72-516	Total offense	78-344
3-41	Punts-average	5-37
3-1	Fumbles-lost	2-2
5-55	Penalties-yards	5-35

INDIVIDUAL LEADERS
RUSHING

IOWA: Jeter 9-194, Fleming 9-85, Gravel 3-45, Nocera 9-37
 CAL: Olguin 9-62, Patton 9-45, Kapp 10-34

PASSING

IOWA: Duncan 5-7-0-50, Ogiego 4-5-0-37
 CAL: Kapp 8-17-1-126

RECEIVING

IOWA: Prescott 3-31
 CAL: Hart 4-61, Garvin 1-31

Iowa Bowl Results
14-15-1
Bowl: _____ Score

2017 Outback: _____ Florida 30, Iowa 3
 2016 Rose: _____ Stanford 45, Iowa 16
 2015 TaxSlayer: _____ Tennessee 45, Iowa 28
 2014 Outback: _____ LSU 21, Iowa 14
 2011 Insight: _____ Oklahoma, 31, Iowa 14
 2010 Insight: _____ Iowa 27, Missouri 24
 2010 Orange: _____ Iowa 24, Georgia Tech 14
 2009 Outback: _____ Iowa 31, South Carolina 10
 2006 Alamo: _____ Texas 26, Iowa 24
 2006 Outback: _____ Florida 31, Iowa 24

Bowl: _____ Score

2005 Capital One: _____ Iowa 30, LSU 25
 2004 Outback: _____ Iowa 37, Florida 17
 2003 Orange: _____ USC 38, Iowa 17
 2001 Alamo: _____ Iowa 19, Texas Tech 16
 1997 Sun: _____ Arizona State 17, Iowa 7
 1996 Alamo: _____ Iowa 27, Texas Tech 0
 1995 Sun: _____ Iowa 38, Washington 18
 1993 Alamo: _____ California 37, Iowa 3
 1991 Holiday: _____ Iowa 13, Brigham Young 13
 1991 Rose: _____ Washington 46, Iowa 34

Bowl: _____ Score

1988 Peach: _____ N. C. State 28, Iowa 23
 1987 Holiday: _____ Iowa 20, Wyoming 19
 1986 Holiday: _____ Iowa 39, San Diego State 38
 1986 Rose: _____ UCLA 45, Iowa 28
 1984 Freedom: _____ Iowa 55, Texas 17
 1983 Gator: _____ Florida 14, Iowa 6
 1982 Peach: _____ Iowa 28, Tennessee 22
 1982 Rose: _____ Washington 28, Iowa 0
 1959 Rose: _____ Iowa 38, California 12
 1957 Rose: _____ Iowa 35, Oregon State 19

1982 Rose Bowl

Washington -- 28, Iowa -- 0
Jan. 1, 1982, Rose Bowl, Pasadena, Calif.

Washington	0	13	0	15	28
Iowa	0	0	0	0	0

GAME RECAP

Washington's Jacque Robinson rushed for 142 yards and two touchdowns as the Huskies blanked Iowa 28-0 in the 68th Rose Bowl game. One of the key plays was late in the first half when Iowa tried to convert a fourth-and-seven situation at Washington's 40-yard line. Pete Gales' pass was incomplete, and the Huskies moved the ball downfield and scored with 0:19 left for a 13-0 halftime lead. Iowa's offense turned the ball over five times while Washington had just one turnover.

SCORING SUMMARY

- W -- Robinson 1-yard run (Nelson kick)
- W -- Coty 1-yard run (pass failed)
- W -- Robinson 34-yard run (Skansi pass from Pelleur)
- W -- Cowan 3-yard run (Nelson kick)

Attendance: 105,611

WASH	TEAM STATISTICS	IOWA
22	First Downs	14
51-186	Rushes-yards	43-180
142	Passing yards	84
15-29-1	Passes	10-21-3
80-328	Total offense	64-264
7-36	Punts-average	5-47
0-0	Fumbles-lost	2-2
3-28	Penalties-yards	6-73

INDIVIDUAL LEADERS

RUSHING

IOWA: Granger 13-80, Bohannon 10-44
UW: Robinson 20-142

PASSING

IOWA: Gales 4-7-1-51, Bohannon 6-14-2-33
UW: Pelleur 15-29-1-142

RECEIVING

IOWA: Brown 6-52
UW: Skansi 4-69, Allen 5-68

1982 Peach Bowl

Iowa -- 28, Tennessee -- 22
Dec. 31, 1982, Fulton County Stadium, Atlanta, Ga.

Iowa	0	21	7	0	28
Tennessee	7	0	12	3	22

GAME RECAP

A brilliant passing performance by Chuck Long led the Hawkeyes to a 28-22 Peach Bowl win over Tennessee. Long completed 14 of 17 first half passes for 231 yards and three touchdowns. Iowa led 21-7 at the intermission. Long had 304 yards passing and 306 yards total offense, both Peach Bowl records. Dave Moritz tied the bowl game record with eight receptions, all in the first half. Nineteen Peach Bowl records were tied or broken. Iowa WR Ronnie Harmon had a pair of TD receptions. The Peach Bowl was the first non-Rose Bowl postseason game in school history.

SCORING SUMMARY

- TN -- Cockrell 6-yard run (Revez kick)
- IA -- Moritz 57-yard pass from Long (Nichol kick)
- IA -- Harmon 18-yard pass from Long (Nichol kick)
- IA -- Harmon 8-yard pass from Long (Nichol kick)
- TN -- Coleman 10-yard run (kick failed)
- IA -- Phillips 2-yard run (Nichol kick)
- TN -- Gault 19-yard pass from Cockrell (pass failed)
- TN -- Revez 27-yard field goal

Attendance: 50,134

IOWA	TEAM STATISTICS	TENN
24	First Downs	23
43-110	Rushes-yards	38-154
304	Passing yards	221
19-26-1	Passes	22-41-0
69-414	Total offense	79-375
5-35	Punts-average	5-45
1-1	Fumbles-lost	2-1
3-30	Penalties-yards	7-47

INDIVIDUAL LEADERS

RUSHING

IOWA: Gill 16-70, Phillips 10-34
UT: Coleman 11-103, Furnas 12-52

PASSING

IOWA: Long 19-26-1-304
UT: Cockrell 22-41-0-221

RECEIVING

IOWA: Moritz 8-168, Harmon 3-44, Gill 3-39
UT: Wilson 7-62, Duncan 3-52, Miller 2-30

1983 Gator Bowl

 Florida -- 14, Iowa -- 6
 Dec. 30, 1983, Gator Bowl, Jacksonville, Fla.

Iowa	0	3	3	0	6
Florida	7	7	0	0	14

GAME RECAP

Cold weather stalled a couple of high-powered offenses in the 39th annual Gator Bowl as Florida defeated Iowa 14-6. The wind chill at game time was 13 degrees below zero. The Hawkeyes and Gators combined for six interceptions, 19 penalties and only seven of 31 third down conversions in the ragged contest. The play of the game took place with 1:08 left in the first half. Tom Nichol, attempting to punt out of his own end zone, misplayed a high snap and Florida's Doug Drew covered it for a touchdown. Nichol scored the Hawkeyes' only points on a pair of short field goals. Owen Gill led the Hawkeye offense with 83 yards rushing.

SCORING SUMMARY

UF -- Anderson 1-yard run (Raymond kick)
 IA -- Nichol 32-yard field goal
 UF -- Drew fumble recovery in end zone (Raymond kick)
 IA -- Nichol 31-yard field goal

Attendance: 81,293

IOWA	TEAM STATISTICS	FLORIDA
16	First Downs	14
40-114	Rushes-yards	44-168
167	Passing yards	92
13-30-4	Passes	9-23-2
70-281	Total offense	67-250
2-40	Punts-average	7-38
2-1	Fumbles-lost	0-0
7-44	Penalties-yards	12-105

INDIVIDUAL LEADERS
RUSHING

IOWA: Gill 10-83, Granger 9-37, Phillips 13-33
 UF: Anderson 17-84, Williams 10-68

PASSING

IOWA: Long 13-28-4-167
 UF: Peace 9-22-2-92

RECEIVING

IOWA: Harmon 6-90
 UF: Dixon 5-55

1984 Freedom Bowl

 Iowa -- 55, Texas -- 17
 Dec. 26, 1984, Anaheim Stadium, Anaheim, Calif.

Texas	0	17	0	0	17
Iowa	14	10	31	0	55

GAME RECAP

Chuck Long's passing performance surpassed all previous bowl games as the Hawkeyes blasted Texas 55-17 in the inaugural Freedom Bowl. Long completed 29 of 39 passes for 461 yards and six TDs despite a steady rain throughout the game. Iowa scored 31 unanswered points in the third quarter. Long's third quarter totals were 12-14 passes for 241 yards and four touchdowns. Both Robert Smith (4 catches, 115 yards) and Bill Happel (8, 104) had over 100 yards receiving.

SCORING SUMMARY

IA -- Hayes 6-yard pass from Long (Nichol kick)
 IA -- Flagg 11-yard pass from Long (Nichol kick)
 TX -- Bryant 11-yard pass from Dodge (Ward kick)
 IA -- Bush 1-yard run (Nichol kick)
 TX -- Harris 1-yard pass from Dodge (Ward kick)
 TX -- Ward 46-yard field goal
 IA -- Nichol 27-yard field goal
 IA -- Nichol 35-yard field goal
 IA -- Happel 33-yard pass from Long (Nichol kick)
 IA -- Smith 49-yard pass from Long (Nichol kick)
 IA -- Helverson 4-yard pass from Long (Nichol kick)
 IA -- Hayes 15-yard pass from Long (Nichol kick)

Attendance: 24,093

TEXAS	TEAM STATISTICS	IOWA
15	First Downs	28
35-115	Rushes-yards	41-91
185	Passing yards	469
17-34-2	Passes	30-40-0
69-300	Total offense	81-560
5-43	Punts-average	4-42
3-3	Fumbles-lost	5-2
6-50	Penalties-yards	4-27

INDIVIDUAL LEADERS
RUSHING

IOWA: Gill 17-61.
 UT: Orr 12-67, Johnson 8-56

PASSING

IOWA: Long 29-39-0-461
 UT: Dodge 16-32-2-180

RECEIVING

IOWA: Smith 4-115, Happel 8-104, Flagg 5-71, Hayes 3-70
 UT: Bryant 3-50, Duhon 1-47, Moerschell 4-40, Harris 6-37

1986 Rose Bowl

UCLA -- 45, Iowa -- 28
Jan. 1, 1986, Rose Bowl, Pasadena, Calif.

UCLA	10	14	7	14	45
Iowa	7	3	7	11	28

GAME RECAP

UCLA freshman tailback Eric Ball paved the way for the Bruins' 45-28 upset victory over Big Ten champion Iowa. Ball, who didn't start, rambled for 227 yards on 22 carries. Ball scored on runs of 30, 40, six and 32 yards. Iowa QB Chuck Long completed 29 of 37 attempts for 319 yards and one score. The Hawkeyes turned the ball over five times, including four times in the first half, as UCLA built a 24-10 lead. RB Ronnie Harmon caught a career-high 11 passes for 102 yards and Rob Houghtlin added field goals of 24 and 52 yards. The teams combined for 889 yards of total offense and 54 first downs.

SCORING SUMMARY

- IA -- Hudson 1-yard run (Houghtlin kick)
- UCLA -- Ball 30-yard run (Lee kick)
- UCLA -- Lee 42-yard field goal
- IA -- Houghtlin 24-yard field goal
- UCLA -- Ball 40-yard run (Lee kick)
- UCLA -- Ball 6-yard run (Lee kick)
- IA -- Long 4-yard run (Houghtlin kick)
- UCLA -- Sherrard 6-yard pass from Stevens (Lee kick)
- UCLA -- Ball 32-yard run (Lee kick)
- IA -- Houghtlin 52-yard field goal
- UCLA -- Stevens 1-yard run (Lee kick)
- IA -- Happel 11-yard pass from Long (K. Harmon run)

Attendance: 103,292

UCLA	TEAM STATISTICS	IOWA
29	First Downs	25
55-299	Rushes-yards	34-82
189	Passing yards	319
16-26-1	Passes	29-38-1
81-488	Total offense	72-401
2-38	Punts-average	2-32
3-2	Fumbles-lost	4-4
6-36	Penalties-yards	5-40

INDIVIDUAL LEADERS

RUSHING

IOWA: R. Harmon 14-55, Hudson 13-53
UCLA: Ball 22-227, Green 13-46, Farr 5-42

PASSING

IOWA: Long 29-37-1-319
UCLA: Stevens 16-26-1-189

RECEIVING

IOWA: R. Harmon 11-102, Happel 6-89, Flagg 3-55, Smith 4-44
UCLA: Dorrell 3-59, Sherrard 4-48, Tennell 3-30

1986 Holiday Bowl

Iowa -- 39, San Diego State -- 38
Dec. 30, 1986, Jack Murphy Stadium, San Diego, Calif.

Iowa	7	6	8	18	39
San Diego State	6	15	7	10	38

GAME RECAP

Rob Houghtlin's 41-yard field goal as time expired culminated an 18-point blitz in the final 8:39 and helped Iowa down San Diego State 39-38 in the ninth annual Holiday Bowl. The Hawkeyes stormed back on a pair of Mark Vlasic TD throws in the final period to take a 36-35 lead. SDSU's Kevin Rahill booted a 21-yard FG with 0:47 left to give the Aztecs a 38-36 advantage. Kevin Harmon returned the ensuing kickoff to the SDSU 37-yard line, and Houghtlin kicked the game winner four plays later. Iowa was able to win only after converting two-point conversions following two of its final three touchdowns.

SCORING SUMMARY

- IA -- Bayless 5-yard run (Houghtlin kick)
- SDSU -- Hardy 6-yard pass from Santos (kick failed)
- SDSU -- Jackson 44-yard pass from Santos (Hardy run)
- IA -- Vlasic 1-yard run (kick failed)
- SDSU -- Gilbreath 28-yard pass from Santos (Rahill kick)
- SDSU -- Gilmore 1-yard run (Rahill kick)
- IA -- Hudson 1-yard run (Smith pass from Vlasic)
- SDSU -- Hardy 6-yard run (Rahill kick)
- IA -- Cook 29-yard pass from Vlasic (Flagg pass from Hartlieb)
- IA -- Flagg 4-yard pass from Vlasic (Houghtlin kick)
- SDSU -- Rahill 21-yard field goal
- IA -- Houghtlin 41-yard field goal

Attendance: 59,473

IOWA	TEAM STATISTICS	SDSU
21	First Downs	17
41-141	Rushes-yards	36-117
222	Passing yards	298
15-29-1	Passes	21-33-2
70-363	Total offense	69-415
4-43	Punts-average	5-47
2-1	Fumbles-lost	0-0
4-17	Penalties-yards	7-70

INDIVIDUAL LEADERS

RUSHING

IOWA: Bayless 19-110, Hudson 9-43
SDSU: Hardy 26-83, Gilmore 7-35

PASSING

IOWA: Vlasic 15-28-1-222
SDSU: Santos 21-33-2-298

RECEIVING

IOWA: Flagg 4-66, Early 3-57, Cook 2-51
SDSU: Jackson 2-89, Gilbreath 5-87, Gilmore 9-70

1987 Holiday Bowl

 Iowa -- 20, Wyoming -- 19
 Dec. 30, 1987, Jack Murphy Stadium, San Diego, Calif.

Iowa	0	7	0	13	20
Wyoming	12	7	0	0	19

GAME RECAP

Iowa's defense and special teams scored two touchdowns and FB David Hudson tallied on a short run in the fourth period to rally the Hawkeyes to a 20-19 triumph over Wyoming in the 10th Holiday Bowl. Merton Hanks deflected a second-period punt, the first of his two blocked kicks, and Jay Hess covered it in the end zone for a score. Anthony Wright cut the lead to 19-13 with a 33-yard interception return. Greg Worker's 52-yard FG attempt was blocked by Hanks with 46 seconds left to preserve the victory. Wright, who added six tackles, was Iowa's game MVP. Wyoming had a 12-0 lead before Hess got the Hawkeyes on the scoreboard, but Iowa still trailed 19-7 at halftime before pitching a shutout in the second half.

SCORING SUMMARY

- W -- Worker 43-yard field goal
- W -- Worker 38-yard field goal
- W -- Loving 15-yard pass from Burnett (pass failed)
- IA -- Hess 10-yard blocked punt return (Houghtlin kick)
- W -- Abraham 3-yard run (Worker kick)
- IA -- Wright 33-yard interception return (Houghtlin kick)
- IA -- Hudson 1-yard run (pass failed)

Attendance: 61,892

IOWA	TEAM STATISTICS	WYOMING
17	First Downs	19
36-94	Rushes-yards	21-43
237	Passing yards	332
21-35-0	Passes	28-51-1
71-331	Total offense	72-375
8-42	Punts-average	6-30
1-1	Fumbles-lost	0-0
6-57	Penalties-yards	7-61

INDIVIDUAL LEADERS
RUSHING

 IOWA: Harmon 12-47, Hudson 10-43
 UW: Abraham 14-39

PASSING

 IOWA: Hartlieb 21-35-0-237
 UW: Burnett 28-51-1-332

RECEIVING

 IOWA: Flagg 6-93, Watkins 4-72, Cook 6-43
 UW: Sargent 8-106, Loving 5-63, Wood 4-51, Joseph 4-42

1988 Peach Bowl

 N. C. State -- 28, Iowa -- 23
 Dec. 31, 1988, Fulton County Stadium, Atlanta, Ga.

Iowa	3	7	7	6	23
N. C. State	7	21	0	0	28

GAME RECAP

Iowa couldn't overcome seven turnovers, including three interceptions by North Carolina State's Michael Brooks, in a 28-23 loss in the Peach Bowl. NCSU jumped out to a 28-3 lead before the Hawkeyes staged a furious comeback with 20 unanswered points. Chuck Hartlieb passed for 428 yards -- 122 to Marv Cook and 101 and two TDs to Deven Harberts -- in the catch-up effort. The Hawkeyes trailed 28-3 just 15 minutes into the game before Hartlieb worked his magic. The Wolfpack also committed seven turnovers, losing five fumbles. Freshman Tyrell Jackson scored two TDs for North Carolina State.

SCORING SUMMARY

- NCSU -- Davenport 1-yard run (Hartman kick)
- IA -- Murphy 30-yard field goal
- NCSU -- Peebles 75-yard pass from Montgomery (Hartman kick)
- NCSU -- Jackson 2-yard run (Hartman kick)
- NCSU -- Jackson 30-yard run (Hartman kick)
- IA -- Harberts 8-yard pass from Hartlieb (Murphy kick)
- IA -- Harberts 22-yard pass from Hartlieb (Murphy kick)
- IA -- Smith 7-yard pass from Hartlieb (pass failed)

Attendance: 44,635

IOWA	TEAM STATISTICS	NCSU
21	First Downs	24
19-46	Rushes-yards	72-236
428	Passing yards	195
30-51-4	Passes	11-23-2
70-447	Total offense	95-401
6-36	Punts-average	5-36
4-3	Fumbles-lost	8-5
4-44	Penalties-yards	4-40

INDIVIDUAL LEADERS
RUSHING

 IOWA: Saunders 6-22
 NCSU: Jackson 17-86, Crite 13-53

PASSING

 IOWA: Hartlieb 30-51-4-428
 NCSU: Montgomery 7-10-1-152

RECEIVING

 IOWA: Cook 8-122, Harberts 6-101, Bass 4-67
 NCSU: Peebles 2-91

1991 Rose Bowl

Washington -- 46, Iowa -- 34
Jan. 1, 1991, Rose Bowl, Pasadena, Calif.

Iowa	0	7	7	20	34
Washington	10	23	6	7	46

GAME RECAP

Iowa charged back from a 33-7 halftime deficit to pull within 13 (39-26) with 5:07 left, but Washington held on to defeat the Hawkeyes 46-34 in the highest-scoring game in Rose Bowl history. Nick Bell gained 64 yards to go over 1,000 for the season (1,009) and Tony Stewart became Iowa's all-time leading rusher (2,562). The receiving corps was a bright spot for Iowa, combining for 315 yards on 17 catches. Mike Saunders led Iowa's receivers with five catches for 99 yards and Bell totaled 85 yards on three receptions. Bell and QB Matt Rodgers both rushed for two touchdowns.

SCORING SUMMARY

- IW -- Hanson 23-yard field goal
- IW -- Hall 27-yard return of blocked punt (Hanson kick)
- IA -- Bell 15-yard run (Skillett kick)
- IW -- Hanson 38-yard field goal
- IW -- Mincy 37-yard return of interception (run failed)
- IW -- Brunell 5-yard run (Hanson kick)
- IW -- Bailey 22-yard pass from Brunell (Hanson kick)
- IA -- Rodgers 7-yard run (Skillett kick)
- IW -- Brunell 20-yard run (run failed)
- IA -- Rodgers 9-yard run (run failed)
- IA -- Bell 20-yard run (run failed)
- IW -- Bailey 31-yard pass from Brunell (Hanson kick)
- IA -- Saunders 12-yard pass from Rodgers (Velicer pass from Rodgers)

Attendance: 101,273

WASH	TEAM STATISTICS	IOWA
19	First Downs	19
40-222	Rushes-yards	39-139
163	Passing yards	315
14-25-2	Passes	17-37-4
65-385	Total Offense	76-454
4-42	Punts-average	6-33
3-1	Fumbles-lost	4-1
5-45	Penalties-yards	8-55
30:30	Possession time	29:30

INDIVIDUAL LEADERS

RUSHING

IOWA: Bell 11-64, Montgomery 4-26, Stewart 7-21
IOWA: Lewis 19-128, Bryant 3-47, Brunell 10-28

PASSING

IOWA: Rodgers 15-34-3-196, Hughes 1-1-0-66, Titley 1-1-0-53
IOWA: Brunell 14-22-1-163

RECEIVING

IOWA: Saunders 5-99, Bell 3-85, Filloon 1-53
IOWA: Bailey 2-53, Turner 3-36, Pierce 4-32

1991 Holiday Bowl

Iowa -- 13, Brigham Young -- 13
Dec. 30, 1991, Jack Murphy Stadium, San Diego, Calif.

Iowa	6	7	0	0	13
BYU	0	6	0	7	13

GAME RECAP

Iowa's attempt to become the winningest team in Hawkeye history came up just short at the hands of Ty Detmer and Brigham Young. The 1990 Heisman Trophy winner passed for 350 yards in rallying the Cougars back from a 13-0 halftime deficit. Iowa built its lead on two touchdown runs by Mike Saunders. Saunders joined Iowa's exclusive 1,000-yard in a season club. He had 103 yards on 19 carries in the Holiday Bowl to give him 1,022 for the season and 1,476 career rushing yards. Iowa QB Matt Rodgers completed 19 of 28 passes for 221 yards. Jon Filloon caught a career-high seven passes for 107 yards in his final game as a Hawkeye. All-American defensive end Leroy Smith was injured in the first half and never returned to the Iowa lineup. BYU had a chance to win the game with under 30 seconds to play. The Cougars had a first down on the Iowa 18-yard line with the score tied. However, Detmer's final pass was intercepted by Carlos James at the goal line. Teddy Jo Faley led Iowa's defenders with 14 tackles, including 13 solo stops. The Hawkeyes finished the season ranked 10th in both the AP and CNN/USA Today polls with a 10-1-1 record.

SCORING SUMMARY

- IA -- Saunders 13-yard run (kick failed)
- IA -- Saunders 5-yard run (Skillett kick)
- BYU -- Tuipulotu 9-yard pass from Detmer (kick failed)
- BYU -- Anderson 29-yard pass from Detmer (Kauffman kick)

Attendance: 60,646

BYU	TEAM STATISTICS	IOWA
26	First Downs	20
33-80	Rushes-yards	33-125
350	Passing yards	221
29-44-1	Passes	19-28-1
2-88	Punts-average	4-139
0-0	Fumbles-lost	0-0
7-60	Penalties-yards	7-61
32:23	Possession time	27:37

INDIVIDUAL LEADERS

RUSHING

IOWA: Saunders 19-103, Montgomery 7-35
BYU: Willis 13-61, Tuipulotu 12-44

PASSING

IOWA: Rodgers 19-28-1-221
BYU: Detmer 29-44-1-350

RECEIVING

IOWA: Filloon 7-107, Hughes 5-48, Cross 3-31
BYU: Tuipulotu 8-85, Rex 6-71, Drage 5-62, Nowatzke 3-60

TACKLES

IOWA: Faley 14, Polly 8, Blue 6, Clark 6, Derby 6
BYU: Hansen 9, Mitchell 9, Arnold 8, Biegel 6

1993 Alamo Bowl

 California -- 37, Iowa -- 3
 Dec. 31, 1993, Alamodome, San Antonio, Texas

Iowa	0	0	3	0	3
California	6	17	7	7	37

GAME RECAP

California exploded for 17 points in the second quarter and defeated Iowa 37-3 in the inaugural Alamo Bowl. The Golden Bears built a 9-0 lead on three field goals by Doug Brien, then expanded their advantage to 16-0 on a six-yard touchdown pass from Dave Barr to Mike Caldwell. Iowa's deficit grew when Jerrott Willard picked off a Paul Burmeister pass and ran it 61 yards for a score just before halftime. Iowa's only points in the second half came on a 42-yard field goal by Brion Hurley in the third quarter. Iowa finished the season 6-6. A bright spot was punter Nick Gallery, who averaged 43 yards on eight punts. Harold Jasper had four pass receptions for 55 yards to lead Iowa's receivers. Larry Blue received the Alamo Bowl Sportsmanship Award. The game marked Coach Hayden Fry's first return to his home state for a game since he took the Iowa job 15 years earlier.

SCORING SUMMARY

Cal -- Brien 37-yard field goal
 Cal -- Brien 20-yard field goal
 Cal -- Brien 30-yard field goal
 Cal -- Caldwell 6-yard pass from Barr (Brien kick)
 Cal -- Willard 61-yard interception return (Brien kick)
 IA -- Hurley 42-yard field goal
 Cal -- Uwaezuoke 34-yard pass from Barr (Brien kick)
 Cal -- Remington 12-yard pass from Barr (Brien kick)

Attendance: 45,716

CAL	TEAM STATISTICS	IOWA
28	First Downs	5
55-179	Rushes-yards	21-20
266	Passing yards	70
445	Total offense	90
21-28-0	Passes	6-17-1
2-42	Punts-average	8-43
3-1	Fumbles-lost	1-0
5-35	Penalties-yards	10-74
43:14	Possession time	16:46

INDIVIDUAL LEADERS
RUSHING

IOWA: Kahl 5-27, King 5-19, Shaw 4-14
 CAL: Chapman 24-89, Edwards 6-42, Rutherford 10-40

PASSING

IOWA: Burmeister 6-17-1-37
 CAL: Barr 21-28-0-266

RECEIVING

IOWA: Jasper 4-55, Dean 2-15
 CAL: Caldwell 5-80, Uwaezuoke 2-55, Chapman 5-50

TACKLES

IOWA: Dailey 16, Sether 10, Hilliard 9
 CAL: Willard 6, Spears 5

1995 Sun Bowl

 Iowa -- 38, Washington -- 18
 Dec. 29, 1995, Sun Bowl Stadium, El Paso, Texas

Iowa	10	11	10	7	38
Washington	0	0	6	12	18

GAME RECAP

Iowa jumped out to the early lead and didn't look back, defeating Pac-10 co-champion Washington, 38-18, in the 62nd annual Sun Bowl. Sedrick Shaw started the Iowa scoring by taking a handoff and running 58 yards for a touchdown only 1:52 into the game. Kickers Brion Hurley and Zach Bromert each added a pair of field goals. A snap over the punter's head led to a safety and a 21-0 halftime lead for the Hawkeyes. Hurley kicked his third field goal of the day from 50 yards out as Iowa's lead climbed to 24 in the third quarter. Washington got on the board for the first time at the 8:37 mark of the third quarter when Shane Fortney hit Jerome Pathon on a 30-yard touchdown pass. Iowa fullback Michael Burger scored on runs of eight- and one-yard to increase the score to 38-6 before Washington added two late scores. The Iowa defense recorded four sacks while forcing three fumbles. Hawkeye running backs Shaw (135) and Tavian Banks (122) each rushed for over 100 yards. The win moved Iowa's final record to 8-4.

SCORING SUMMARY

IA -- Shaw 58-yard run (Bromert kick)
 IA -- Hurley 49-yard field goal
 IA -- Safety, punt snap out of endzone
 IA -- Bromert 33-yard field goal
 IA -- Hurley 47-yard field goal
 IA -- Hurley 50-yard field goal
 W -- Pathon, 30-yard pass from Fortney (pass failed)
 IA -- Burger 8-yard run (Bromert kick)
 IA -- Burger 1-yard run (Bromert kick)
 W -- Coleman 3-yard pass from Huard (pass failed)
 W -- Conwell 20-yard pass from Huard (run failed)

Attendance: 49,116

IOWA	TEAM STATISTICS	UW
18	First Downs	14
50-286	Rushes-yards	29-96
135	Passing yards	250
421	Total offense	346
26-11-2	Passes	37-19-0
5-39.4	Punts-average	7-27.1
1-0	Fumbles-lost	3-3
12-106	Penalties-yards	8-58
35:32	Possession time	24:28

INDIVIDUAL LEADERS
RUSHING

IOWA: Shaw 21-135, Banks 13-122, Burger 7-39
 UW: Neal 9-65, Shehee 8-38

PASSING

IOWA: Sherman 24-11-1-135
 UW: Huard 26-14-0-194, Fortney 11-5-0-56

RECEIVING

IOWA: Slutzker 4-66, Dwight 3-40
 UW: Conwell 4-71, Pathen 4-62, Coleman 3-33

TACKLES

IOWA: Rollins 8, Diaco 6, Jackson 6
 UW: Aleaga 14, Devers 9, Jensen 9, Malloe 9, Davis 9

1996 Alamo Bowl

Iowa -- 27, Texas Tech -- 0
Dec. 29, 1996, Alamodome, San Antonio, Texas

Iowa	6	11	0	10	27
Texas Tech	0	0	0	0	0

GAME RECAP

In its first trip back to San Antonio since losing to California 37-3 in the inaugural 1993 Alamo Bowl, Iowa's defense put on a clinic in stopping the run - one runner in particular. Iowa's group of run-stoppers, headed by sophomore linebackers Matt Hughes and Vernon Rollins, held Doak Walker Award winner and 2,000-yard rusher Byron Hanspard to 64 yards rushing on 18 attempts. In the process the Hawkeyes shut down Texas Tech for a dominating 27-0 win. Hanspard's longest run of the evening was 17 yards, as Iowa controlled the line of scrimmage and limited the Red Raiders to 60 yards total rushing. The victory was Iowa's second shutout of the season (the Hawkeyes also blanked Wisconsin 31-0). And while Hanspard was held in check throughout, Iowa senior Sedrick Shaw was unstoppable as he rushed for 113 yards on 20 carries and one touchdown. Shaw's second touchdown run was impressive, as he broke three tackles enroute to the end zone. Matt Sherman led a consistent Iowa offense with 126 yards passing - 105 to wide receiver Tim Dwight. The Hawkeye ground attack churned for 217 yards. Hughes finished with eight tackles, while Rollins added five. Sophomore Jared DeVries finished with two sacks and five tackles, three for a loss. Shaw and DeVries were named offensive and defensive MVP's, respectively.

SCORING SUMMARY

- IA -- Sherman 1-yard run (Bromert rush failed)
- IA -- Shaw 20-yard run (Knipper pass reception)
- IA -- Bromert 36-yard field goal
- IA -- Bromert 26-yard field goal
- IA -- Filer 14-yard run (Bromert kick)

Attendance: 55,677

IOWA	TEAM STATISTICS	TTU
23	First Downs	13
52-217	Rushes-yards	31-61
139	Passing yards	145
356	Total offense	206
10-17	Passes	14-32
0-0	Fumbles-lost	0-0
8-78	Penalties-yards	7-68
34:56	Possession time	25:04

INDIVIDUAL LEADERS

RUSHING

IOWA: Shaw 20-113, Filer 4-41, Banks 13-30, Granquist 4-25
TTU: Hanspard 18-64, Lethridge 12- (-4)

RECEIVING

IOWA: Dwight 6-105, Knipper 1-17, Willock 1-13
TTU: Hart 4-46, McKenzie 3-38, DuBuc 3-20

PASSING

IOWA: Sherman 9-16-126, Driscoll 1-1-13
TTU: 13-28-1-139. Cavazos 1-4-6

TACKLES

IOWA: Hughes 8, DeVries 5, Rollins 5, Ennis-Inge 5
TTU: Brown 7, Reagor 6, Jones 5, Johnson 5

1997 Sun Bowl

Arizona State -- 17, Iowa -- 7
Dec. 31, 1997, Sun Bowl Stadium, El Paso, Texas

Arizona State	0	10	7	0	17
Iowa	0	0	0	7	7

GAME RECAP

An incredible defensive effort by Arizona State, it picked apart Iowa's ninth-ranked offense and earned the Sun Devils a 17-7 win in the Norwest Sun Bowl. The Sun Devil offense overshadowed Iowa, as ASU rushed for 268 yards and compiled 377 yards total offense. RB Tavian Banks sparked the offense unit on Iowa's second possession, breaking loose for a 26-yard run to the ASU 30. Unfortunately, for Iowa, ASU held the nation's fourth-best rusher to only 52 yards in the game. In the second quarter ASU set a seven-play, 55-yard scoring drive into motion, and never looked back. The Sun Devils recovered an Iowa fumble late in the first half and added a field goal for a 10-0 halftime advantage.

Iowa was able to score on a six-play, 87-yard scoring drive, under the direction of quarterback Randy Reiners, late in the fourth quarter. LBs Raj Clark and Matt Hughes led the Iowa defense, each recording 12 tackles, while CB Ed Gibson added 11. Jared DeVries contributed nine tackles, two tackles for loss and one sack. Iowa punter Jason Baker was named Sun Bowl Special Teams MVP after averaging 48.9 yards per punt, including a Sun Bowl-record 76-yarder.

SCORING SUMMARY

- ASU -- Jackson 35-yard pass from Campbell (Nycz kick)
- ASU -- Nycz 20-yard field goal
- ASU -- Martin 1-yard run (Nycz kick)
- IA -- Carter 26-yard pass from Reiners (Bromert kick)

Attendance: 49,104

IOWA	TEAM STATISTICS	ASU
10	First Downs	18
30-19	Rushes-Yards	61-268
190	Passing Yards	109
209	Total Yards	377
12-27-0	Passes	5-11-0
8-48.9	Punts-Average	9-36.1
0-0	Fumbles-Lost	0-0
7-44	Penalties-Yards	11-90
24:31	Possession Time	35:29

INDIVIDUAL LEADERS

RUSHING

IOWA: Banks 14-52, Thein 3-5, Burger 1-1
ASU: Martin 27-169, Redmond 13-50

PASSING

IOWA: Sherman 8-22-0-120, Reiners 4-5-0-70
ASU: Campbell 5-11-0-109

RECEIVING

IOWA: Gibson 3-79, Dwight 3-51, Banks 2-12
ASU: Jackson 2-44, Mitchell 1-41

TACKLES

IOWA: Clark 12, Hughes 12, Gibson 11, Cooks 10, LaFleur 10
ASU: Jackson 7, Staat 6

2001 Alamo Bowl

 Iowa -- 19, Texas Tech -- 16
 December 29, 2001, Alamodome, San Antonio, Texas

Texas Tech	0	3	7	6	16
Iowa	3	7	3	6	19

GAME RECAP

Nate Kaeding kicked a 47-yard field goal with 44 seconds to play in the game and defensive back Bob Sanders intercepted a Texas Tech pass in the endzone on the final play as Iowa defeated the Red Raiders 19-16 in the 2001 Alamo Bowl. The Hawkeyes ended the season with a 7-5 overall record with the bowl victory. The crowd of 65,232 marked the second largest crowd in Alamo Bowl history.

The Hawkeye drove 53 yards in eight plays for the final score of the game, which was the fourth field goal of the day for Kaeding. Texas Tech had tied the score at 16-16 with 2:05 remaining before Iowa's game winning drive. Iowa QB Kyle McCann accounted for most of the yardage in the final scoring drive. He completed three straight passes for 41 totals yards and then scrambled for 16 yards to the Tech 26-yardline to set up Kaeding's game winning kick.

Kaeding tied an Iowa record with the four field goals, which came from 36, 31, 46 and 47 yards. Iowa took an early 10-0 lead in the first half, using a ball control offense to keep the Red Raider passing attack on the sidelines. Tech got on the scoreboard on the final play of the half on a 50-yard field goal and tied the score at 10-10 on its first possession of the third quarter.

An interception by Iowa's Derrick Pickens led to an Iowa field goal for a 13-10 advantage and good field position led to Kaeding's 46-yard effort that put Iowa in front 16-10. Pickens was named the Outstanding Defensive Player of the Game, while RB Aaron Greving earned that award for offense. Filling in for the injured Ladell Betts, Greving rushed 25 times for 115 yards, including a one-yard scoring run for Iowa's only touchdown. McCann completed 19-26 passes for 161 yards, with no interceptions.

Along with the interception on the final play of the game, Sanders led the Iowa defense with 11 tackles. Grant Steen added eight stops and Benny Sapp had seven tackles and an interception. Iowa's defense held Texas Tech to just 80 net rushing yards.

SCORING SUMMARY

- IA -- Kaeding 36-yard field goal
- IA -- Greving 1-yard run (Kaeding kick)
- TTU -- Greathouse 50-yard field goal
- TTU -- Walker 20-yard pass from Kingsbury (Treece kick)
- IA -- Kaeding 31-yard field goal
- IA -- Kaeding 46-yard field goal
- TTU -- Treece 23-yard field goal
- TTU -- Treece 37-yard field goal
- IA -- Kaeding 47-yard field goal

Attendance: 65,232

TTU	TEAM STATISTICS	IOWA
20	First Downs	20
20-80	Rushes-Yards	44-178
309	Passing Yards	161
49-29-3	Passes (A-C-I)	26-19-0
389	Total Offense	339
5-37.2	Punts-Average	5-36.0
0-0	Fumbles-Lost	1-0
5-35	Penalties-Yards	5-26
24:57	Possession Time	35:03

INDIVIDUAL LEADERS
RUSHING

TTU: Kingsbury 9-42, Williams 9-30
 IOWA: Greving 25-115, Allen 7-36, McCann 7-26

PASSING

TTU: Kingsbury 29-49-309
 IOWA: McCann 19-26-161

RECEIVING

TTU: Peters 8-60, Glover 6-77, Welker 6-62, Francis 5-90
 IOWA: Hill 6-49, Clark 4-30, Dodge 4-26, Allen 3-38

TACKLES

TTU: Sailor 12, Hawkins 9
 IOWA: Sanders 10, Steen 8, Meyer 7, Sapp 7

2003 Orange Bowl

 Southern California -- 38, Iowa -- 17
 January 2, 2003, Orange Bowl, Pro Player Stadium, Miami, Fla.

Iowa	10	0	0	7	17
Southern Cal	7	3	14	14	38

GAME RECAP

Southern Cal's big second half lifted the Trojans past Iowa, 38-17 in the 2003 FedEx Orange Bowl. Iowa, which saw its nine-game winning streak come to an end, completed the season with an 11-2 overall record and an eighth place ranking in the final polls.

Hawkeye C. J. Jones opened the game by returning the kickoff an Orange Bowl record 100 yards, giving Iowa an early 7-0 lead. The Trojans quickly answered with a four-play, 79-yard drive that ended with a Justin Fargas four-yard run.

Iowa and USC each added 35-yard field goals before the half. Iowa had an opportunity to take the lead, but a seven-play, 41-yard drive stalled on the USC one-yard line as the half ended and USC blocked an Iowa field goal attempt on the final play.

USC controlled the second half by scoring touchdowns on its first three possessions. USC's defense stifled the Hawkeyes. Heisman Trophy winning QB Carson Palmer led USC by completing 21 of 31 passes for 303 yards and one touchdown. He was named the Orange Bowl MVP. Fargas became only the second Hawkeye opponent to eclipse 100 rushing yards as he gained 122 in 20 attempts. His rushing numbers included a 50-yard scoring scamper that marked the longest run against the Iowa defense all season.

QB Brad Banks completed 15-36 passes for 204 yards and one touchdown. Banks threw 103 consecutive passes without an interception before USC's Jason Leach picked one off in the fourth quarter. Banks also rushed eight times for 36 yards. His 423 rushing yards is an Iowa record for quarterbacks in a season.

WR Maurice Brown and TE Dallas Clark led the Iowa receivers. Brown had six receptions for 63 yards and a touchdown, while Clark tallied four receptions for 97 yards. Brown's 18-yard touchdown reception in the fourth quarter broke the school record for TD receptions in a season. Jones ran back four kickoffs for 169 yards, which is an Orange Bowl record and an Iowa bowl game record for return yards.

Defensive backs Bob Sanders and Derek Pagel led Iowa's defensive unit recording 13 and 10 tackles, respectively. The Iowa defense sacked Palmer four times, which included DE Matt Roth's team-leading 11th sack in the second quarter.

SCORING SUMMARY

- IA -- Jones 100-yard kickoff return (Kaeding kick)
- USC -- Fargas 4-yard run (Killeen kick)
- IA -- Kaeding 35-yard field goal
- USC -- Killeen 35-yard field goal
- USC -- Williams 18-yard pass from Palmer (Killeen kick)
- USC -- Fargas 50-yard run (Killeen kick)
- USC -- McCullough 5-yard run (Killeen kick)
- USC -- Byrd 6-yard run (Killeen kick)
- IA -- Brown 18-yard pass from Banks (Kaeding kick)

Attendance: 75,971

USC	TEAM STATISTICS	IOWA
30	First Downs	18
49-247	Rushes-Yards	22-119
303	Passing Yards	204
21-31-0	Passes (C-A-I)	15-36-1
550	Total Offense	323
2-37.5	Punts-Average	5-42.6
2-0	Fumbles-Lost	2-1
6-45	Penalties-Yards	13-85
38:06	Possession Time	21:54

INDIVIDUAL LEADERS
RUSHING

IOWA: Russell 9-45, Banks 8-36
 USC: Fargas 20-122, McCullough 12-76

PASSING

IOWA: Banks 15-36-204
 USC: Palmer 21-31-303

RECEIVING

IOWA: Clark 4-97, Brown 6-6
 USC: Williams 6-99, Colbert 6-81

TACKLES

IOWA: Sanders 13, Pagel 10, Worthy 7, Cole 7
 USC: Pollard 6, Grootegoed 6, Allmond 5

2004 Outback Bowl

Iowa -- 37, Florida -- 17
January 1, 2004, Raymond James Stadium, Tampa, Fla.

Iowa	7	13	14	3	37
Florida	7	0	3	7	17

GAME RECAP

After falling behind 7-0 in the first quarter, Iowa scored 27 unanswered points en route to a 37-17 triumph over No. 17 Florida in the 2004 Outback Bowl. The victory was Iowa's first over the Gators and its first January bowl win since the 1959 Rose Bowl. After allowing an early Florida touchdown, Iowa scored on three of its next four possessions to end the half.

WR Maurice Brown caught a three-yard touchdown pass from QB Nathan Chandler to even the game at 7-7 late in the first quarter. PK Nate Kaeding converted a 47-yard field goal to give Iowa the lead, and the Hawkeyes followed with a Chandler five-yard scoring run. A 32-yard Kaeding field goal gave Iowa a 20-7 halftime lead.

Iowa maintained momentum in the second half after holding Florida to a three-and-out on its first possession. Matt Melloy blocked the Florida punt and also recovered it in the end zone for a touchdown. It marked the first time in Iowa bowl history that a Hawkeye player both blocked and recovered a punt for a touchdown.

The Gators added a field goal on their next possession, but two possessions later Iowa RB Fred Russell, who was named Outback Bowl MVP, scampered 34 yards for a touchdown to give Iowa a commanding 34-10 advantage. Kaeding added a 38-yard field goal to end Iowa's scoring.

Russell finished with 204 all-purpose yards. He carried the ball 21 times for 150 yards and one touchdown and returned three kickoffs for 54 yards. Chandler completed 13-25 passes for 170 yards, one passing touchdown, one rushing score and no interceptions. Brown caught six passes for 96 yards and one score.

Defensively, Iowa held the Gators to an Outback Bowl record-low 57 rushing yards, marking the eighth time in 2003 that the Hawkeyes held their opponents to 75 yards or less on the ground. DB Sean Considine collected a game-high nine tackles (three solo, six assists). LB Abdul Hodge registered eight stops (three solo, five assists). DT Tyler Luebke, DE Matt Roth and DE Howard Hodges each recorded one sack.

SCORING SUMMARY

- UF -- Kight 70-yard pass from Leak (Leach kick)
- IA -- Brown 3-yard pass from Chandler (Kaeding kick)
- IA -- Kaeding 47-yard field goal
- IA -- Chandler 5-yard run (Kaeding kick)
- IA -- Kaeding 32-yard field goal
- IA -- Melloy 0-yard blocked punt return (Kaeding kick)
- UF -- Leach 48-yard field goal
- IA -- Russell 34-yard run (Kaeding kick)
- IA -- Kaeding 38-yard field goal
- UF -- Baker 25-yard pass from Leak (Leach kick)

Attendance: 65,372

IOWA	TEAM STATISTICS	UF
22	First Downs	16
49-328	Rushes-Yards	28-57
170	Passing Yards	268
408	Total Offense	325
13-26-0	Passes	22-41-1
7-42.6	Punts-Average	10-40.1
1-0	Fumbles-Lost	1-0
3-15	Penalties-Yards	4-43
34:10	Possession Time	25:50

INDIVIDUAL LEADERS

RUSHING

IOWA: Russell 21-150, Lewis 12-45
UF: Carthon 10-44, Fason 4-23

PASSING

IOWA: Chandler 13-25-170
UF: Leak 22-41-268

RECEIVING

IOWA: Brown 6-96, Hinkel 3-44
UF: Perez 7-70, Small 3-37

TACKLES

IOWA: Considine 9, Hodge 8
UF: Crowder 8, Thomas 7, Bailey 7

2005 Capital One Bowl

Iowa -- 30, Louisiana State -- 25
January 1, 2005, Florida Citrus Bowl, Orlando, Fla.

LSU	0	12	0	13	25
Iowa	7	7	3	13	30

GAME RECAP

Fifth-year senior Warren Holloway caught an improbable 56-yard game-winning touchdown pass from QB Drew Tate as time expired to lift Iowa to a thrilling 30-25 triumph over 11th-ranked LSU in the 2005 Capital One Bowl. The 56-yard bomb on the final play was arguably the best finish in bowl history. The reception was Holloway's first career touchdown.

Iowa grabbed an early 7-0 lead when Tate connected with WR Clinton Solomon on a 57-yard score on its first possession. The 57-yarder tied Iowa's longest touchdown reception in a bowl game (Dave Moritz from Chuck Long in the 1982 Peach Bowl). LSU cut the Hawkeye lead to 7-6 on a pair of field goals midway through the second quarter. Iowa extended its lead to 14-6 when Miguel Merrick blocked a punt and Sean Considine returned the ball seven yards for a touchdown. The Tigers answered on their next possession with a 74-yard touchdown run, but failed to convert the extra point.

PK Kyle Schlicher scored the only points of the third quarter on a 19-yard field goal to stretch Iowa's lead to 17-12. RB Marques Simmons scored on a four-yard run with 12:48 remaining to give the Hawkeyes a 24-12 advantage. LSU rallied with a pair of touchdown passes to WR Skyler Green (22 and three yards) as the Tigers took their first lead of the game, 25-24, with 46 seconds left.

Tate drove Iowa to the 44-yard line before throwing the pass to Holloway as the final seconds clicked off the clock. The victory gave Iowa its 10th win of the year, marking the third straight season the Hawkeyes have collected 10 wins or more.

Tate was named the Capital One Bowl MVP, while DL Jonathan Babineaux was recognized as Iowa's Defensive MVP. Tate completed 20-32 passes for 287 yards and two touchdowns. The scoring passes of 56 and 57 yards marked the first time an Iowa quarterback has tossed two touchdowns over 50 yards in a bowl game.

WR Ed Hinkel caught a career and game-high 10 passes for 93 yards, one reception shy of an Iowa bowl record. Solomon caught four passes for 81 yards and one score, while Holloway caught four passes for 72 yards and one touchdown.

Defensively, Iowa recorded 10 tackles for loss, including five sacks. LB Abdul Hodge racked up a game-high 15 tackles (10 solo), including 2.5 sacks. LB Chad Greenway tallied nine tackles (seven solo), including one for loss. Babineaux registered seven tackles (five solo), including 4.5 for loss and 2.5 sacks. Additionally, the Hawkeyes' special teams blocked two punts, including returning one for a touchdown.

Iowa finished the season ranked eighth for the third consecutive year. The Hawkeyes finished in the top 10 three straight seasons for only the second time ever (1956-58).

SCORING SUMMARY

- IA -- Solomon 57-yard pass from Tate (Schlicher kick)
- LSU -- Jackson 29-yard field goal
- LSU -- Jackson 47-yard field goal
- IA -- Considine 7-yard blocked punt return (Schlicher kick)
- LSU -- Broussard 74-yard run (Jackson kick failed)
- IA -- Schlicher 19-yard field goal
- IA -- Simmons 4-yard run (Schlicher kick)
- LSU -- Green 22-yard pass from Russel (Jackson kick)
- LSU -- Green 3-yard pass from Russel (Russel pass failed)
- IA -- Holloway 56-yard pass from Tate (no PAT attempted)

Attendance: 70,229

LSU	TEAM STATISTICS	IOWA
19	First Downs	16
36-167	Rushes-Yards	29-47
228	Passing Yards	287
346	Total Offense	334
23-35-1	Passes	20-32-2
6-30.2	Punts-Average	6-49.2
1-0	Fumbles-Lost	1-0
5-42	Penalties-Yards	9-50
34:12	Possession Time	25:48

INDIVIDUAL LEADERS

RUSHING

IOWA: Simmons 13-35, Mickens 5-14
LSU: Broussard 13-109, Addai 11-27

PASSING

IOWA: Tate 20-32-2-287
LSU: Russell 12-15-0-128, Randall 10-15-1-89

RECEIVING

IOWA: Hinkel 10-93, Solomon 4-81
LSU: Bowe 8-122, Green 6-59

TACKLES

IOWA: Hodge 15, Greenway 9
LSU: Daniels 7, Turner 7

2006 Outback Bowl

 Florida -- 31, Iowa -- 24
 January 2, 2006, Raymond James Stadium, Tampa, Fla.

Iowa	0	7	0	17	24
Florida	7	17	7	0	31

GAME RECAP

Florida scored the game's first 17 points and held off a late Iowa surge to defeat the Hawkeyes 31-24 in the 2006 Outback Bowl. The Gators blocked and returned an Iowa punt for a score on Iowa's first possession to take a 7-0 advantage. Florida then added a 21-yard field goal and returned an interception 60 yards to take a 17-0 lead with 1:57 left in the first half.

Iowa scored its first points on a 20-yard touchdown pass from QB Drew Tate to WR Clinton Solomon. However, the Gators answered the Hawkeye score with a touchdown with one second left in the period to take a 24-7 halftime advantage.

Florida added a 38-yard touchdown pass for the only score of the third quarter, but Iowa rallied to score 17 fourth-quarter points to make for an exciting finish. WR Ed Hinkel caught touchdown passes of four and 14 yards from Tate, while PK Kyle Schlicher converted a 45-yard field goal to cut the Florida lead to 34-21 with 1:24 left. Iowa's comeback fell short as the Hawkeyes failed to recover an onside kick. On the previous play, Iowa recovered the onside kick, only to be flagged for an offside penalty.

Tate completed 32-55 passes for 346 yards and three scores; the 32 pass completions and 55 attempts established Iowa bowl records. Hinkel caught a team-high nine passes for 87 yards and tied an Iowa bowl record with two touchdown receptions. Damian Sims tied an Iowa bowl record with five kickoff returns for 107 yards.

Florida QB Chris Leak completed 25-40 passes for 278 yards and two TDs. Leak's two touchdown passes went to Outback Bowl MVP, WR Dallas Baker, who caught 10 passes for 147 yards.

LB Abdul Hodge amassed an Outback Bowl and Iowa bowl record 19 tackles (14 solo) to lead the Hawkeye defense. DB Antwan Allen and DB Marcus Paschal each added 10 tackles, while LB Chad Greenway recorded nine stops. Allen became the first Iowa player to start in four January bowl games.

SCORING SUMMARY

UF -- McCollum 6-yard blocked punt return (Hetland kick)
 UF -- Hetland 21-yard field goal
 UF -- Brown 60-yard interception return (Hetland kick)
 IA -- Solomon 20-yard pass from Tate (Schlicher kick)
 UF -- Baker 24-yard pass from Leak (Hetland kick)
 UF -- Baker 38-yard pass from Leak (Hetland kick)
 IA -- Hinkel 4-yard pass from Tate (Schlicher kick)
 IA -- Hinkel 14-yard pass from Tate (Schlicher kick)
 IA -- Schlicher 45-yard field goal

Attendance: 65,881

IOWA	TEAM STATS	UF
23	First Downs	26
20-64	Rushes-Yards	42-169
346	Passing Yards	278
410	Total Offense	447
32-55-1	Passes	25-40-0
6-30.7	Punts-Average	3-46.3
0-0	Fumbles-Lost	1-1
8-60	Penalties-Yards	5-30
24:35	Possession Time	35:25

INDIVIDUAL LEADERS
RUSHING

IOWA: Young 13-34, Tate, 3-24
 UF: Moore 13-88, Wynn 8-34

PASSING

IOWA: Tate 32-55-1-346
 UF: Leak 25-40-0-278

RECEIVING

IOWA: Solomon 7-96, Chandler 7-89
 UF: Baker 10-147, Jackson 7-76

TACKLES

IOWA: Hodge 19, Allen 10, Paschal 10
 UF: Webb 10, Brown 7, Herring 7

2006 Alamo Bowl

 Texas -- 26, Iowa -- 24
 December 30, 2006, Alamodome, San Antonio, Texas

Texas	3	7	10	6	26
Iowa	14	0	7	3	24

GAME RECAP

Texas outscored Iowa 23-10 in the final three periods en route to a 26-24 Alamo Bowl victory over the Hawkeyes in front of a bowl-record 65,875 fans in the Alamodome. Iowa sprinted out of the gates, scoring touchdowns on its first two possessions. RB Albert Young scored on a one-yard run and WR Andy Brodell caught a 63-yard touchdown pass from QB Drew Tate. The 63-yard pass is the longest TD pass in Iowa bowl history.

After a Texas field goal, Iowa looked to stretch its lead to 21-3 on a nine-yard touchdown reception by TE Scott Chandler, but a flag negated the score. Texas intercepted a Tate pass in the end zone on the very next play. The Longhorns took advantage of Iowa's misfortune and turned the turnover in seven points. Iowa took a 14-10 lead into the half.

The Longhorns scored the next 10 points on a 43-yard field goal and a 72-yard touchdown pass to grab a 20-14 advantage midway through the third period. Iowa quickly answered with a four-play, 68-yard drive that culminated with a 23-yard touchdown reception by Brodell.

Texas responded with a touchdown on the following possession to go up 26-21. Iowa added a PK Kyle Schlicher 38-yard field goal late in the fourth quarter to cut the deficit to 26-24. The Longhorns became the first team to win the Alamo Bowl when trailing at the half.

Tate completed 15-25 passes for 274 yards and two touchdowns. Brodell tied an Iowa bowl record with two touchdown receptions and matched a career high with 159 receiving yards on six receptions. Furthermore, the 159 yards is an Alamo Bowl receiving record, besting Michigan's Amani Toomer's 135 yards set in 1995.

Texas QB Colt McCoy was named the Most Outstanding Offensive Player. McCoy completed 26-40 passes for 308 yards and two scores.

Four Hawkeyes recorded seven tackles or more. DB Miguel Merrick had a team-high eight tackles. DB Charles Godfrey and LB Ed Miles each were credited with seven stops.

SCORING SUMMARY

IA -- Young 1-yard run (Schlicher kick)
 IA -- Brodell 63-yard pass from Tate (Schlicher kick)
 UT -- Bailey 27-yard field goal
 UT -- Sweed 20-yard pass from McCoy (Bailey kick)
 UT -- Bailey 43-yard field goal
 UT -- Charles 72-yard pass from McCoy (Bailey kick)
 IA -- Brodell 23-yard pass from Tate (Schlicher kick)
 UT -- Young 2-yard run (Bailey kick)
 IA -- Schlicher 38-yard field goal

Attendance: 65,875

IOWA	TEAM STATS	UT
17	First Downs	17
34-89	Rushes-Yards	21-70
274	Passing Yards	308
59-363	Total Offense	61-378
15-25-1	Passes	26-40-0
5-42.4	Punts-Average	6-37.8
2-1	Fumbles-Lost	2-1
8-53	Penalties-Yards	6-60
30:56	Possession Time	29:04

INDIVIDUAL LEADERS
RUSHING

IOWA: Young 13-64, Sims, 12-26
 UT: Charles 4-26, Shipley 1-14

PASSING

IOWA: Tate 15-25-1-274
 UT: McCoy 26-40-0-308

RECEIVING

IOWA: Brodell 6-159, Douglas 3-40
 UT: Finley 8-46, Cosby 7-59

TACKLES

IOWA: Merrick 8, Godfrey 7, Milles 7, Gabelmann 7
 UT: Miller 11, Griffin 10, Derry 6

2009 Outback Bowl

Iowa -- 31, South Carolina -- 10
January 1, 2009, Raymond James Stadium, Tampa, Fla.

South Carolina	0	0	0	10	10
Iowa	14	7	10	0	31

GAME RECAP

Iowa forced five South Carolina turnovers and scored the game's first 31 points en route to a convincing 31-10 victory at the 2009 Outback Bowl in Raymond James Stadium. This game marked Iowa's third appearance in six years at the Outback Bowl. Iowa finished the season winning six of its last seven games and pushed its all-time bowl record to 12-10-1.

RB Shonn Greene was named the bowl's Most Valuable Player after rushing for 121 yards and three touchdowns on 29 carries. The 29 attempts, three rushing scores and 18 points are new Iowa bowl records. Greene finished his junior campaign with a school single-season record 20 rushing touchdowns and 1,850 rushing yards. Additionally, he rushed for over 100 yards in all 13 games, also an Iowa single-season record.

QB Ricky Stanzi completed 13-19 passes for 147 yards and a touchdown. He completed a six-yard touchdown to WR Trey Stross on Iowa's opening drive. Iowa's tight ends combined for seven receptions and 92 yards - Brandon Myers had four catches for 49 yards, while Tony Moeaki had three for 43 yards.

Iowa led 21-0 at halftime on two Greene one-yard runs and Stross' six-yard touchdown reception. PK Daniel Murray converted an 18-yard field goal and Greene scored his third touchdown from 11 yards out to stretch Iowa's cushion to 31-0. The Gamecocks scored the final 10 points on a 10-yard pass and a 48-yard field goal.

Defensively, Iowa collected three interceptions, which tied an Iowa bowl record, and recovered two fumbles. Four of the five South Carolina miscues came in the first 30 minutes. SS Tyler Sash tied an Outback Bowl and Iowa bowl record with two thefts. He returned the two interceptions 74 total yards, which is an Iowa bowl record. DB Bradley Fletcher recorded the other interception in the end zone and also forced a fumble. LB A. J. Edds recovered both South Carolina fumbles. LB Pat Angerer had six tackles and a sack and LB Jeremiha Hunter was credited with four tackles, including two for loss, and a pass break-up.

Iowa dominated time of possession, controlling the ball for 35:54, compared to only 24:06 for South Carolina.

SCORING SUMMARY

- IA -- Stross, 6-yard pass from Stanzi (Murray kick)
- IA -- Greene, 1-yard run (Murray kick)
- IA -- Greene, 1-yard run (Murray kick)
- IA -- Murray, 18-yard field goal
- IA -- Greene, 11-yard run (Murray kick)
- SC -- Cook, 10-yard pass from Smelley (Succop kick)
- SC -- Succop, 48-yard field goal

Attendance: 55,117

SC	TEAM STATISTICS	IOWA
17	First Downs	22
14-43	Rushes-Yards	47-181
270	Passing Yards	147
64-313	Total Offense	66-328
26-50-3	Passes	13-19-2
2-42.5	Punts-Average	2-44.0
2-2	Fumbles-Lost	2-1
10-100	Penalties-Yards	6-50
24:06	Possession Time	35:54

INDIVIDUAL LEADERS

RUSHING

IOWA: Greene 29-121, Hampton 12-54
SC: Garcia 5-25, Maddox 3-17

PASSING

IOWA: Stanzi 13-19-1-147
SC: Garcia 9-18-0-79, Smelley 16-31-1-179

RECEIVING

IOWA: Myers 4-49, Moeaki 3-43
SC: McKinley 6-86, Barnes 5-40

TACKLES

IOWA: Angerer 6, five others with four
SC: Brinkley 11, Norwood 9, Culliver 7

2010 FedEx Orange Bowl

Iowa -- 24, Georgia Tech -- 14
Jan. 5, 2010, Land Shark Stadium, Miami, Fla.

Iowa	14	0	3	7	24
Georgia Tech	7	0	7	0	14

GAME RECAP

Iowa turned in another dominating defensive performance in defeating ninth-ranked Georgia Tech, 24-14, in the 2010 FedEx Orange Bowl. The Hawkeyes won their second straight January bowl game and evened their record at 1-1 in BCS games.

The Iowa defense limited Georgia Tech to 155 yards total offense, including just 12 passing yards. The Yellow Jackets entered the game ranked second in the nation in rushing offense. Georgia Tech was held to just 32 net yards on 20 offensive plays in the first half.

Iowa quarterback Ricky Stanzi, after missing the final two games of the regular season due to injury, completed his first eight pass attempts in leading the Hawkeyes to a 14-0 advantage in the first period. Stanzi connected with TE Tony Moeaki for a 54-yard gain to set up the first score of the game, a four-yard completion to WR Marvin McNutt.

Iowa added a second touchdown on its next possession, as Stanzi connected with WR Colin Sandeman on a 21-yard scoring play. Stanzi completed 17-29 passes for 231 yards and the two scores.

Georgia Tech used a pass interception return for its only points of the first half, leaving Iowa with a 14-7 advantage at the break. The Hawkeyes increased the advantage to 17-7 late in the third period on a 33-yard field goal by Daniel Murray.

After Tech narrowed the margin to 17-14 early in the final period, Iowa again turned to its defense. Senior LB A. J. Edds had a pass interception and the Iowa defense forced another Tech punt with 4:54 remaining. Freshman RB Brandon Wegher sealed the win with a 32-yard scoring run with 1:56 left to play.

Wegher ended the game with 113 rushing yards on 16 carries. Moeaki had 85 yards on four receptions, Sandeman had four receptions for a career-best 53 yards and Derrell Johnson-Koulianos had four receptions for 63 yards before leaving the game in the second quarter due to injury.

DE Adrian Clayborn had nine solo tackles and was named the Most Valuable Player. Senior LB Pat Angerer added 10 tackles and Clayborn had two QB sacks.

SCORING SUMMARY

- IA -- Marvin McNutt, four-yard pass from Ricky Stanzi (Murray kick)
- IA -- Colin Sandeman, 21-yard pass from Stanzi (Murray kick)
- GT -- Jerrard Tarrant, 40-yard int. return (Blair kick)
- IA -- Daniel Murray, 33-yard field goal
- GT -- Anthony Allen, one-yard run (Blair kick)
- IA -- Brandon Wegher, 32-yard run (Murray kick)

Attendance: 66,131

IOWA	TEAM STATS	GA TECH
21	First Downs	9
40-172	Rushes-Yards	41-143
231	Passing Yards	12
17-29-1	Passes	2-9-1
69-403	Total Offense	50-155
4-36.0	Punts-Avg	7-49.1
2-1	Fumbles-Lost	0-0
4-25	Penalties-Yards	9-68
32:23	Possession Time	27:37

INDIVIDUAL LEADERS

RUSHING

IOWA: Wegher 16-113-1 TD; Robinson 14-59
GA TECH: Dwyer 14-49; Nesbitt 20-46

PASSING

IOWA: Stanzi 17-29-1-2TDs
GA TECH: Nesbitt 2-9-1

RECEIVING

IOWA: Moeaki 4-85; Johnson-Koulianos 4-63; Sandeman 4-53-1
GA TECH: Dwyer 2-12

TACKLES

IOWA: Angerer 10; Clayborn 9
GA TECH: Burnett 8; Tarrant 6

2010 Insight Bowl

 Iowa 27, Missouri 24
 Dec. 28, 2010, Sun Devil Stadium, Tempe, Ariz.

Missouri	3	7	14	0	24
Iowa	7	10	3	7	27

GAME RECAP

Iowa used record setting performances on both offense and defense to earn a 27-24 win over 12th-ranked Missouri in the 2010 Insight Bowl. The win was the third straight bowl victory for the Hawkeyes and the fourth of the season (in eight games) against a nationally-ranked opponent.

Freshman RB Marcus Coker was the key player for the Iowa offense, rushing 33 times for 219 yards and two touchdowns. Both the rushing attempts and yards established Iowa bowl records.

Sophomore DB Micah Hyde scored the winning points with 5:32 remaining in the game on a 72-yard interception return for a touchdown. That set an Iowa bowl record and ranks as the eighth longest return in school history.

Following Hyde's touchdown, Missouri drove to the Iowa 46 on its next possession, but a pass attempt on fourth-and-six was incomplete and Iowa's offense maintained possession for the final 2:15. Iowa ended the game at the one-yard line as time expired.

Iowa won the toss and elected to start the game on offense. Coker gave the Hawkeyes an early 7-0 advantage with a one-yard scoring run to complete the opening drive. Missouri responded with a field goal on its first drive, but Coker added a 62-yard scoring run early in the second period to give Iowa a 14-3 advantage.

The Hawkeyes added a 34-yard Mike Meyer field goal later in the period before Missouri scored on a 10-yard run to cut Iowa's halftime advantage to 17-10. Brett Greenwood's interception in the end zone ended Missouri's final drive just before halftime.

Iowa's only offensive points of the second half came midway through the third period when Meyer added a 21-yard field goal for a 20-10 advantage, capping a 93-yard scoring drive. The Tigers cut the lead to 20-17 later in the third quarter and took their first advantage at 24-20 with under a minute left in the period.

Hyde's interception return, the fourth for the Hawkeyes in 13 games, was the only scoring in the final quarter.

Stanzi complemented Coker's rushing effort by completing 11-21 passes for 200 yards. Colin Sandeman (4-44) and Reisner (3-50) led Iowa's receivers.

The Iowa defense was led by Greenwood, who collected 11 tackles to go with his second quarter interception. DB Shaun Prater added nine tackles and LB James Morris had seven. DL Karl Klug and DL Christian Ballard each collected a QB sack.

SCORING SUMMARY

- IA -- Marcus Coker, one-yard run (Mike Meyer kick)
- MIZZOU -- Grant Ressel, 23-yard field goal
- IA -- Marcus Coker, 62-yard run (Mike Meyer kick)
- IA -- Mike Meyer, 34-yard field goal
- MIZZOU -- Henry Josey, 10-yard run (Grant Ressel kick)
- IA -- Mike Meyer, 21-yard field goal
- MIZZOU -- Blaine Gabbert, seven-yard run (Grant Ressel kick)
- MIZZOU -- Michael Egnew, three-yard pass from B. Gabbert (G. Ressel kick)
- IA -- Micah Hyde, 72-yard interception return (Mike Meyer kick)

Attendance: 53,453

MIZZOU	TEAM STATS	IOWA
24	Score	27
32	First Downs	19
29-78	Rushes-Yards	37-225
434	Passing Yards	200
41-57-2	Passes	11-21-2
86-512	Total Offense	58-425
4-42.0	Punts-Avg.	3-44.7
3-0	Fumbles-Lost	0-0
5-48	Penalties-Yards	3-19
29:49	Possession Time	30:11

INDIVIDUAL LEADERS
RUSHING

 IOWA: Coker 33-219; Stanzi 2-9
 MIZZOU: Lawrence 6-40; Moore 6-32

PASSING

 IOWA: Stanzi 11-21-2-200
 MIZZOU: Gabbert 41-57-2-434

RECEIVING

 IOWA: Sandeman 4-44; Reisner 3-50
 MIZZOU: Moe 15-152; Jackson 9-129

TACKLES

 IOWA: Greenwood 11; Prater 9
 MIZZOU: Ebner 9; Jackson 7; Rutland 7

2011 Insight Bowl

 Oklahoma 31, Iowa 14
 Dec. 30, 2011, Sun Devil Stadium, Tempe, Ariz.

Iowa	0	0	0	14	14
Oklahoma	7	7	7	10	31

GAME RECAP

Iowa rallied in the second half, closing to within a touchdown with 6:56 remaining, but 14th-ranked Oklahoma controlled the ball over the second half of the final period in recording a 31-14 win at the 2011 Insight Bowl.

Oklahoma built a 21-0 advantage before Iowa got its offense going in the second half. Iowa used a 16-play drive that consumed 7:50, scoring on a 5-yard pass from QB James Vandenberg to TE C. J. Fiedorowicz on the second play of the final quarter.

After holding Oklahoma to three plays on consecutive possessions, the Iowa offense drove 78 yards in 12 plays, cutting the deficit to 21-14 on a 9-yard pass from Vandenberg to RB Jordan Canzeri. Oklahoma was able to drive to the Iowa 21 before adding a field goal with 2:33 remaining for a 24-14 advantage. After Iowa failed on a fourth down attempt, the Sooners added a final touchdown in the closing minute of play.

Oklahoma took a 7-0 lead in the first period, covering five yards in two plays following a pass interception. Oklahoma's only extended offensive drive of the second quarter covered 66 yards in 13 plays as the Sooners led 14-0 at halftime.

Iowa's defense held the Sooners to just 89 yards total offense in the first half. Oklahoma, which entered the game ranked fourth in the nation in total offense, was held to 275 yards total offense, its lowest output of the season.

Vandenberg completed 23-44 passes for 216 yards and two scores, with one interception. Canzeri led Iowa's ground attack with 58 yards on 22 carries and he added six pass receptions for 28 yards and a touchdown. WR Marvin McNutt, Jr. recorded four receptions for 46 yards. He tied Iowa's single-season reception record with 82 catches in 13 games.

The Iowa defense was led by senior LB Tyler Nielsen with eight tackles, while LB Christian Kirksey added seven. Senior DT Mike Daniels recorded three tackles for loss and two QB sacks among his five tackles and senior DE Broderick Binns recorded Iowa's only pass interception.

SCORING SUMMARY

- OU -- Blake Bell, 4-yard run (Mike Hunnicutt kick)
- OU -- Blake Bell, 4-yard run (Mike Hunnicutt kick)
- OU -- Trent Ratterree, 3-yard pass from Landry Jones (Mike Hunnicutt kick)
- IA -- C. J. Fiedorowicz, 5-yard pass from James Vandenberg (Mike Meyer kick)
- IA -- Jordan Canzeri, 9-yard pass from James Vandenberg (Mike Meyer kick)
- OU -- Mike Hunnicutt, 35-yard field goal
- OU -- Blake Bell, 21-yard run (Mike Hunnicutt kick)

Attendance: 54,247

IOWA	TEAM STATS	OU
14	Score	31
21	First Downs	16
37-76	Rushes-Yards	37-114
216	Passing Yards	161
23-45-2	Passes	16-25-1
82-292	Total Offense	62-275
6-44.3	Punts-Avg.	6-50.3
1-0	Fumbles-Lost	0-0
6-36	Penalties-Yards	6-45
33:14	Possession Time	26:46

INDIVIDUAL LEADERS
RUSHING

 IOWA: Canzeri 22-58; White 4-20
 OU: Bell 10-51-3 TDs; Clay 9-44

PASSING

 IOWA: Vandenberg 23-44-1-216-2 TDs
 OU: Jones 16-25-1-161-1 TD

RECEIVING

 IOWA: Canzeri 6-28-1 TD; Davis 5-76; McNutt, Jr. 4-46
 OU: Jackson 3-45; Stills 3-31

TACKLES

 IOWA: Nielsen 8; Kirksey 7
 OU: Jefferson 7; Fleming 7

2014 Outback Bowl

LSU 21, Iowa 14

Jan. 1, 2014, Outback Bowl, Raymond James Stadium, Tampa, Fla.

Iowa	0	0	7	7	14
LSU	7	7	0	7	21

GAME RECAP

No. 14 LSU scored 14-first-half points and ultimately held on to defeat Iowa, 21-14, at the 2014 Outback Bowl in Tampa.

The Tigers drove 77 yards on the first possession of the game to grab a 7-0 advantage. It marked the first offensive touchdown allowed in the opening period by Iowa since the season opener against Northern Illinois (Aug. 31).

In the second quarter, LSU capitalized on a Kevonte Martin-Manley fumbled punt at the 39-yard line, scoring seven plays later on a 14-yard rush to take a 14-0 halftime lead.

John Lowdermilk provided a spark in the third quarter, intercepting QB Anthony Jennings and returning his first career theft 71 yards to the 1-yard line. The 71-yard interception return is the 12th-longest in school history. Three plays later RB Mark Weisman scored on a 2-yard rush to cut the deficit to 14-7.

Midway through the fourth quarter, Iowa marched inside the LSU red zone, but a fourth down interception at the LSU 8-yard line thwarted a game-tying scoring drive.

LSU scored its third touchdown on a Jeremy Hill 37-yard rush, his second score of the game, with 1:50 left to play.

Iowa's Jordon Cotton returned the ensuing kickoff a career-long 96 yards to the LSU 4-yard line. The 96-yard kickoff return is the eighth-longest return in school history and longest non-touchdown kickoff return in Iowa annals. Two plays later, QB C.J. Beathard connected with Martin-Manley in the end zone for a 4-yard touchdown for the final score. Iowa was unable to recover the ensuing onside kick.

QB Jake Rudock completed 9-of-22 passes for 102 yards before leaving in the third period due to injury. Beathard completed 4-of-7 passes for 55 yards and a score.

Weisman rushed 18 times for 37 yards, while TE C.J. Fiedorowicz caught a game-high four passes for 46 yards.

Cotton's 42.7 kickoff return average on three attempts broke the Outback Bowl record for kickoff return average.

Iowa's defense did a good job containing Jennings and the LSU offense, collecting seven tackles for loss, including four sacks, and an interception. LB James Morris recorded eight tackles and reached 400 career tackles in his career -- becoming only the sixth Hawkeye to accomplish that feat.

SCORING SUMMARY

- LSU -- Anthony Jennings, 2-yard run (Delahoussaye kick)
- LSU -- Jeremy Hill, 14-yard run (Delahoussaye kick)
- IA -- Mark Weisman, 2-yard run (Meyer kick)
- LSU -- Jeremy Hill, 37-yard run (Delahoussaye kick)
- IA -- Kevonte Martin-Manley, 4-yard pass from C.J. Beathard (Meyer kick)

Attendance: 51,296

IOWA	TEAM STATS	LSU
11	First Downs	15
37-76	Rushes-Yards	51-220
157	Passing Yards	82
13-30-2	Com-Att-Int	7-20-1
67-233	Total Offense	71-302
7-40.3	Punts-Avg.	10-46.9
2-1	Fumbles-Lost	0-0
2-10	Penalties-Yards	6-53
25:06	Possession Time	34:54

INDIVIDUAL LEADERS

RUSHING

IOWA: Weisman 18-37; Canzeri 7-34
LSU: Hill 28-216

PASSING

IOWA: Rudock 9-22-102, 1 INT; Beathard 4-7-55, 1 TD
LSU: Jennings 7-19-82, 1 INT

RECEIVING

IOWA: Fiedorowicz 4-46; Duzey 3-58
LSU: Odell 2-35; Jarvis 2-21

TACKLES

IOWA: Kirksey 10; Morris 8
LSU: Loston 6; Welter 6; Mills 6

2015 TaxSlayer Bowl

Tennessee 45, Iowa 28

Jan. 2, 2015, EverBank Field, Jacksonville, Fla.

Iowa	0	7	0	21	28
Tennessee	21	14	7	3	45

GAME RECAP

Tennessee scored the game's first 28 points en route to a 45-28 win over Iowa at the TaxSlayer Bowl in Jacksonville, Florida.

RB Mark Weisman rushed for two scores, while QB C.J. Beathard threw for two touchdowns to account for Iowa's scoring. Weisman scored on runs of three and one yard in the second and fourth quarters, respectively. The Hawkeye senior finished his career with 32 rushing touchdowns, one shy of the school record held by Sedrick Shaw and Tavian Banks.

Beathard connected with TE Ray Hamilton (31 yards) and WR Matt VandeBerg (18 yards) in the fourth period. Beathard finished the game completing 13-of-23 passes for 145 yards. The two passing touchdowns were a single-game career best.

WR Kevonte Martin-Manley caught three passes for 23 yards. His third reception broke the school record for career catches by a Hawkeye with 174. He finished his career with 1,799 career receiving yards, No. 13 all-time. The bowl game was the 51st career game for the Hawkeye senior; Martin-Manley joins five other players to play in 51 career games during the Kirk Ferentz era.

Jordan Canzeri led the Hawkeye ground attack, rushing 12 times for 120 yards -- his second career 100-yard game. His game totals pushed him over the 1,000 yards rushing, becoming the 45th Iowa player to accomplish the feat.

LB Josey Jewell led all players with a career-best 14 tackles and was named Iowa's TaxSlayer Bowl MVP. Jewell, a redshirt freshman, made his fourth career start. LB Quinton Alborn (11) and CB Desmond King (10) also reached double-digits in tackles. CB Maurice Fleming (five) and LB Ben Niemann (four) recorded career bests in tackles.

CB Desmond King recorded his second career interception in the third quarter (37-yard return). Iowa's defense has had at least one interception in six straight bowl games.

SCORING SUMMARY

- UT -- Hurd, 3-yard run (Medley kick)
- UT -- Hurd, 29-yard run (Medley kick)
- UT -- Wharton, 49-yard pass from Marlin Lane (Medley kick)
- UT -- Dobbs, 8-yard run (Medley kick)
- IA -- Mark Weisman, 3-yard run (Koehn kick)
- UT -- Person, 19-yard pass from Joshua Dobbs (Medley kick)
- UT -- Dobbs, 11-yard run (Medley kick)
- IA -- Mark Weisman, 1-yard run (Koehn kick)
- UT -- Medley, 28-yard field goal
- IA -- Ray Hamilton, 31-yard pass from C.J. Beathard (Koehn kick)
- IA -- Matt VandeBerg, 18-yard pass from C.J. Beathard (Koehn kick)

Attendance: 56,310

IOWA	TEAM STATS	UT
23	First Downs	27
35-244	Rushes-Yards	51-283
177	Passing Yards	178
15-31-1	Com-Att-Int	17-22-1
66-421	Total Offense	73-461
6-35.8	Punts-Avg.	4-37.2
1-1	Fumbles-Lost	0-0
4-37	Penalties-Yards	4-55
27:52	Possession Time	32:08

INDIVIDUAL LEADERS

RUSHING:

IOWA: Canzeri 12-120; Beathard 8-82
UT: Hurd 16-122; Dobbs 13-76

PASSING:

IOWA: Beathard 13-23-145, 2 TD, 1 INT; Rudock 2-8-32
UT: Dobbs 16-21-129, 1 TD, 1 INT

RECEIVING:

IOWA: Hamilton 3-51; Martin-Manley 3-23
UT: Pearson 7-75

TACKLES:

IOWA: Jewell 14; King 10; Lowdermilk 8
UT: Reeves-Maybin 13; McNeil 7

2016 Rose Bowl

 #6 Stanford 45, #5 Iowa 16
 Jan. 1, 2016, Rose Bowl Stadium, Pasadena, California

Stanford	21	14	3	7	45
Iowa	0	0	3	13	16

GAME RECAP

Stanford raced out to a 38-0 advantage and ultimately defeated Iowa, 45-16, in the 2016 Rose Bowl. The 45 points were the most the nationally-ranked Hawkeyes allowed in 14 games.

The Cardinal scored their first four touchdowns four different ways -- pass, run, interception return, and punt return. Heisman runner-up Christian McCaffrey totaled 368 all-purpose yards, including a 75-yard scoring reception on the first play from scrimmage and a 63-yard punt return in the second period.

Stanford QB Kevin Hogan completed 12-of-21 passes for 223 yards and accounted for four touch-downs (three passing and one rushing).

Iowa was held to 287 yards of total offense, including a season-low 48 yards rushing.

Iowa quarterback C.J. Beathard completed 21-of-33 passes for 239 yards passing and two touch-downs. Beathard threw a pair of fourth-quarter scores, first a 36-yard to WR Matt Vandenberg and then a 31-yard pass to RB Akrum Wadley. Vandenberg finished the contest with a team-high four receptions for 64 yards.

Running backs LeShun Daniels and Akrum Wadley rushed for 37 and 33 yards, respectively.

Junior DB Desmond King had 182 all-purpose yards, returning seven kickoffs for 144 yards and 38 yards on one punt. He also collected five tackles on defense.

SS Miles Taylor and LB Josey Jewell led the team in tackles, each being credited with seven stops. Jewell also collected an interception, his fourth of the season and second in as many games.

Senior center Austin Blythe made his 45th consecutive start and appeared in his 50th career game. He became the 12th player to play 50 or more games under Kirk Ferentz.

SCORING SUMMARY

- STAN -- Christian McCaffrey, 75-pass from Kevin Hogan (Ukropina kick)
- STAN -- Kevin Hogan, 8-yard run (Ukropina kick)
- STAN -- Quenton Meeks, 66-yard interception return (Ukropina kick)
- STAN -- Christian McCaffrey, 63-yard punt return (Ukropina kick)
- STAN -- Michael Rector, 31-pass from Kevin Hogan (Ukropina kick)
- STAN -- Conrad Ukropina, 31-yard field goal
- IA -- Marshall Koehn, 39-yard field goal
- IA -- Matt Vandenberg, 36-yard pass from C.J. Beathard (PAT attempt failed)
- IA -- Akrum Wadley, 31-yard pass from C.J. Beathard (Koehn kick)
- STAN -- Michael Rector, 42-yard pass from Kevin Hogan (Ukropina kick)

Attendance: 94,268

STAN	TEAM STATS	IOWA
19	First Downs	18
34-206	Rushes-Yards	38-48
223	Passing Yards	239
12-21-1	Com-Att-Int	21-33-1
55-429	Total Offense	71-287
3-36.3	Punts-Avg.	6-38.3
1-0	Fumbles-Lost	2-1
10-70	Penalties-Yards	7-50
27:09	Possession Time	32:51

INDIVIDUAL LEADERS
RUSHING:

STAN: McCaffrey 18-172; Wright 5-30
 IOWA: Daniels 10-37; Wadley 9-33

PASSING:

STAN: Higan 12-21-223, 3 TD, 1 INT
 IOWA: Beathard 21-33-239, 2 TD, 1 INT

RECEIVING:

STAN: McCaffrey 4-105; Hooper 3-23; Rector 2-73
 IOWA: Vandenberg 4-64; Mitchell 4-41; Wadley 3-60

TACKLES:

STAN: Shittu 10; Martinez 9
 IOWA: Taylor 7; Jewell 7; King 5

2017 Outback Bowl

 #17 Florida 30, Iowa 3
 Jan. 2, 2017, Raymond James Stadium, Tampa, Florida

Florida	3	7	7	13	30
Iowa	3	0	0	0	3

GAME RECAP

No. 17 Florida scored the game's final 30 points in a 30-3 victory over Iowa at Raymond James Stadium in the 2017 Outback Bowl. It marked the third time in 11 years that Iowa faced Florida in the Outback Bowl.

The Hawkeye defense intercepted the Gators on their first two drives, converting the second interception into three points as a result of a Keith Duncan 36-yard field goal.

Florida evened the score at 3-3 later in the first quarter on an Eddy Pineiro 44-yard field goal.

The Gators scored a touchdown late in the second period to take a 10-3 advantage into halftime. Mark Thompson caught his only pass of the game from QB Austin Appleby and took the reception 85 yards for a touchdown.

Florida added two touchdowns and a pair of field goals in the second half.

Iowa quarterback C.J. Beathard completed 7-of-23 passes for 55 yards and three interceptions. RB Akrum Wadley totaled 136 all-purpose yards, rushing for a game-high 115 yards on 22 attempts and catching a team-best four balls for 21 yards. It marked the fourth game this season that the Hawkeye tailback led the squad in receiving.

Defensively, Josey Jewell had a game-high 10 tackles, including one sack. The Hawkeye linebacker finished the season with 100-plus tackles for the second straight year (124).

DB Desmond King appeared in his 53rd career game and made his 51st career start, both program records. King recorded an interception on Florida's second possession. It was King's 14th career interception, tying Damien Robinson for fourth all-time.

Iowa's second defensive theft came from FS Brandon Snyder. Both Snyder and King finished the 2016 season with three interceptions apiece.

Appleby finished the contest completing 14-of-35 passes for 222 yards, two touchdowns, and two interceptions. RB Jordan Scarlett rushed for a team-best 94 yards on 14 carries.

SCORING SUMMARY

- IA -- Keith Duncan, 36-yard field goal
- FLA -- Eddy Pineiro, 44-yard field goal
- FLA -- Mark Thompson, 85-yard pass from Austin Appleby (Pineiro kick)
- FLA -- DeAndre Goolsby, 6-yard pass from Austin Appleby (Pineiro kick)
- FLA -- Chauncey Gradner, 58-yard interception return (Pineiro kick)
- FLA -- Eddy Pineiro, 25-yard field goal
- FLA -- Eddy Pineiro, 48-yard field goal

Attendance: 51,119

FLA	TEAM STATS	IOWA
11	First Downs	14
32-109	Rushes-Yards	41-171
222	Passing Yards	55
14-24-2	Com-Att-Int	7-24-3
57-331	Total Offense	65-226
4-45.5	Punts-Avg.	7-39.3
1-0	Fumbles-Lost	1-0
8-60	Penalties-Yards	1-10
28:45	Possession Time	31:15

INDIVIDUAL LEADERS
RUSHING:

FLA: Scarlett 14-94; Perine 7-19
 IOWA: Wadley 22-115; Daniels 15-45

PASSING:

FLA: Appleby 14-25-222, 2 TD, 2 INT
 IOWA: Beathard 7-23-55, 0 TD, 3 INT

RECEIVING:

FLA: Callaway 7-55; Goolsby 2-27; Thompson 1-85
 IOWA: Wadley 4-21; Kittle 1-18; McCarron 1-11

TACKLES:

FLA: Harris 9; McMillian 7; Joseph 6
 IOWA: Jewell 10; King 5; Snyder 5

Individual Records

Offense

Rushing

Attempts _____ 33, Marcus Coker vs. Missouri ('10 Insight)
Yards _____ 219 Marcus Coker vs. Missouri ('10 Insight)
Touchdowns _____ 3, Shonn Greene vs. South Carolina ('09 Outback)

Passing

Attempts _____ 55, Drew Tate vs. Florida ('06 Outback)
Completions _____ 32, Drew Tate vs. Florida ('06 Outback)
Yards _____ 461, Chuck Long vs. Texas ('84 Freedom)
Touchdowns _____ 6, Chuck Long vs. Texas ('84 Freedom)

Total Offense

Plays _____ 58, Drew Tate vs. Florida ('06 Outback)
Yards _____ 481, Chuck Long vs. Texas ('84 Freedom)
Touchdowns _____ 6, Chuck Long vs. Texas ('84 Freedom)

Receiving

Catches _____ 11, Ronnie Harmon vs. UCLA ('86 Rose)
Yards _____ 168, Dave Moritz vs. Tennessee ('82 Peach)
Touchdowns _____ 2, Andy Brodell vs. Texas ('06 Alamo)
2, Ed Hinkel vs. Florida ('06 Outback)
2, Deven Harberts N.C. State ('88 Peach)
2, Jonathan Hayes vs. Texas ('84 Freedom)
2, Ronnie Harmon vs. Tennessee ('82 Peach)

Scoring

Touchdowns _____ 3, Shonn Greene vs. South Carolina ('09 Outback)
Points _____ 18, Shonn Greene vs. South Carolina ('09 Outback)

Defense

Most Tackles _____ 19, Abdul Hodge vs. Florida ('06 Outback)
Most Tackles for Loss _____ 7, Sean Ridley vs. Wyoming ('87 Holiday)
Most QB Sacks _____ 2.5, Jonathan Babineaux vs. LSU ('05 Capital One)
2.5, Abdul Hodge vs. LSU ('05 Capital One)
Interceptions _____ 2, Tyler Sash vs. South Carolina ('09 Outback)
2, Devon Mitchell vs. Florida ('83 Gator)
2, Tork Hook vs. N.C. State ('88 Peach)
Interception Yards _____ 74, Tyler Sash vs. South Carolina ('09 Outback)

Special Teams

PATs

Made _____ 7, Tom Nichol vs. Texas ('84 Freedom)
Attempted _____ 7, Tom Nichol vs. Texas ('84 Freedom)

Field Goals

Made _____ 4, Nate Kaeding vs. Texas Tech ('01 Alamo)
Attempted _____ 5, Nate Kaeding vs. Texas Tech ('01 Alamo)

Punting

Number _____ 8, Nick Gallery vs. California ('93 Alamo)
8, Jason Baker vs. Arizona State ('97 Sun)
Yards _____ 391, Jason Baker vs. Arizona State ('97 Sun)
Average _____ 52.0, Nick Gallery vs. Texas Tech ('96 Alamo)

Punt Returns

Number _____ 4, Ramon Ochoa vs. Florida ('04 Outback)
4, Tim Dwight vs. Arizona State ('97 Sun)
Yards _____ 50, Ramon Ochoa vs. Florida ('04 Outback)
Average (min. 3 ret.) _____ 12.5, Ramon Ochoa vs. Florida ('04 Outback)

Kickoff Returns

Number _____ 7, Desmond King vs. Stanford ('16 Rose)
Yards _____ 169, C.J. Jones vs. USC ('03 Orange)
Average _____ 42.7, Jordan Cotton vs. LSU ('14 Outback)

Team Records

Rushing

Attempts _____ 55 vs. California ('59 Rose)
Yards _____ 429 vs. California ('59 Rose)
Touchdowns _____ 5 vs. California ('59 Rose)

Passing

Attempts _____ 55 vs. Florida ('06 Outback)
Completions _____ 32 vs. Florida ('06 Outback)
Yards _____ 469 vs. Texas ('84 Freedom)
Touchdowns _____ 6 vs. Texas ('84 Freedom)

Total Offense

Plays _____ 82 vs. Oklahoma ('11 Insight)
Yards _____ 560 vs. Texas ('84 Freedom)

Scoring

Touchdowns _____ 7 vs. Texas ('84 Freedom)
PATs _____ 7 vs. Texas ('84 Freedom)
Field Goals _____ 5 vs. Washington ('95 Sun)
Points _____ 55 vs. Texas ('84 Freedom)

Defense

Fewest Points Allowed _____ 0 vs. Texas Tech ('96 Alamo)
Lowest Total Offense _____ 155 vs. Georgia Tech ('10 Orange)
Fewest Rushing Total _____ 43 vs. South Carolina ('09 Outback)
43 vs. Wyoming ('87 Holiday)
Fewest Passing Yards _____ 12 vs. Georgia Tech ('10 Orange)
Total Turnovers _____ 7 vs. N. C. State ('88 Peach)
Interceptions _____ 3 vs. South Carolina ('09 Outback)
3 vs. Texas Tech ('01 Alamo)
Fumble Recoveries _____ 5 vs. N. C. State ('88 Peach)

Longest Plays

Run _____ 81 yards, Bob Jeter vs. California ('59 Rose)
Pass Completion _____ 66 yards, Matt Rodgers to Danan Hughes vs. Washington ('91 Rose)
TD Reception _____ 63 yards, Drew Tate to Andy Brodell vs. Texas ('06 Alamo)
Kickoff Return _____ 100 yards, C.J. Jones vs. USC ('03 Orange)
Punt Return _____ 38 yards, Desmond King vs. Stanford ('16 Rose)
Interception Return _____ 72 yards, Micah Hyde vs. Missouri ('10 Insight)
Fumble Return _____ 25 yards, Bill Happel vs. Oregon State ('57 Rose)
Punt _____ 76 yards, Jason Baker vs. Arizona State ('97 Sun)
Field Goal _____ 52 yards, Rob Houghtlin vs. UCLA ('86 Rose)

Hawkeyes Set Records in Bowl Games

Kickoff returner C.J. Jones (2003) set an Orange Bowl record when he returned the opening kickoff 100 yards for a touchdown against Southern California in the 2003 Orange Bowl.

Kickoff returner Jordan Cotton set an Outback Bowl record for KO return average when he averaged 42.7 yards (3 for 128 yards) per return in the 2014 Outback Bowl vs. LSU.

Linebacker Abdul Hodge broke the Outback Bowl record for most tackles when he registered 19 against Florida in 2006.

Punters Nick Gallery (1996) and Jason Baker (1997) established bowl records for longest punt in two of Iowa's bowl games. Gallery had a 59-yard punt in the 1996 Alamo Bowl and Baker had a 76-yard punt in the 1997 Sun Bowl.

Following is a year-by-year listing of final football rankings that have included the University of Iowa.

Associated Press

1939

1. Texas A&M
2. Tennessee
3. Southern California
4. Cornell
5. Tulane
6. Missouri
7. UCLA
8. Duke
9. **IOWA**
10. Duquesne
11. Boston College
12. Clemson
13. Notre Dame
14. Santa Clara
15. Ohio State
16. Georgia Tech
17. Fordham
18. Nebraska
19. Oklahoma
20. Michigan

1953

1. Maryland
2. Notre Dame
3. Michigan State
4. Oklahoma
5. UCLA
6. Rice
7. Illinois
8. Georgia Tech
9. **IOWA**
10. West Virginia
11. Texas
12. Texas Tech
13. Alabama
14. Army
15. Wisconsin
16. Kentucky
17. Auburn
18. Duke
19. Stanford
20. Michigan

1956

1. Oklahoma
2. Tennessee
3. **IOWA**
4. Georgia Tech
5. Texas A&M
6. Miami (FL)
7. Michigan
8. Syracuse
9. Michigan State
10. Oregon State
11. Baylor
12. Minnesota

13. Pittsburgh
14. Texas Christian
15. Ohio State
16. Navy
17. George Washington
18. Southern California
19. Clemson
20. Colorado

1957

1. Auburn
2. Ohio State
3. Michigan State
4. Oklahoma
5. Navy
6. **IOWA**
7. Mississippi
8. Rice
9. Texas A&M
10. Notre Dame
11. Texas
12. Arizona State
13. Tennessee
14. Mississippi State
15. North Carolina State
16. Duke
17. Florida
18. Army
19. Wisconsin
20. Virginia Military

1958

1. Louisiana State
2. **IOWA**
3. Army
4. Auburn
5. Oklahoma
6. Air Force
7. Wisconsin
8. Ohio State
9. Syracuse
10. Texas Christian
11. Mississippi
12. Clemson
13. Purdue
14. Florida
15. South Carolina
16. California
17. Notre Dame
18. Southern Methodist
19. Oklahoma State
20. Rutgers

1960

1. Minnesota
2. Mississippi
3. **IOWA**
4. Navy
5. Missouri
6. Washington
7. Arkansas
8. Ohio State
9. Alabama
10. Duke
11. Kansas

12. Baylor
13. Auburn
14. Yale
15. Michigan State
16. Penn State
17. New Mexico State
18. Florida
19. Syracuse
19. Purdue

1981

1. Clemson
2. Texas
3. Penn State
4. Pittsburgh
5. Southern Methodist
6. Georgia
7. Alabama
8. Miami (FL)
9. North Carolina
10. Washington
11. Nebraska
12. Michigan
13. Brigham Young
14. Southern California
15. Ohio State
16. Arizona State
17. West Virginia
18. **IOWA**
19. Missouri
20. Oklahoma

1983

1. Miami (FL)
2. Nebraska
3. Auburn
4. Georgia
5. Texas
6. Florida
7. Brigham Young
8. Michigan
9. Ohio State
10. Illinois
11. Clemson
12. Southern Methodist
13. Air Force
14. **IOWA**
15. Alabama
16. West Virginia
17. UCLA
18. Pittsburgh
19. Boston College
20. East Carolina

1984

1. Brigham Young
2. Washington
3. Florida
4. Nebraska
5. Boston College
6. Oklahoma
7. Oklahoma State
8. Southern Methodist
9. UCLA
10. Southern California

11. South Carolina
12. Maryland
13. Ohio State
14. Auburn
15. Louisiana State
16. **IOWA**
17. Florida State
18. Miami (FL)
19. Kentucky
20. Virginia

1985

1. Oklahoma
2. Michigan
3. Penn State
4. Tennessee
5. Florida
6. Texas A&M
7. UCLA
8. Air Force
9. Miami (FL)
10. **IOWA**
11. Nebraska
12. Arkansas
13. Alabama
14. Ohio State
15. Florida State
16. Brigham Young
17. Baylor
18. Maryland
19. Georgia Tech
20. Louisiana State

1986

1. Penn State
2. Miami (FL)
3. Oklahoma
4. Arizona State
5. Nebraska
6. Auburn
7. Ohio State
8. Michigan
9. Alabama
10. Louisiana State
11. Arizona
12. Baylor
13. Texas A&M
14. UCLA
15. Arkansas
16. **IOWA**
17. Clemson
18. Washington
19. Boston College
20. Virginia Tech

1987

1. Miami (FL)
2. Florida State
3. Oklahoma
4. Syracuse
5. Louisiana State
6. Nebraska
7. Auburn
8. Michigan State
9. UCLA

10. Texas A&M
11. Oklahoma State
12. Clemson
13. Georgia
14. Tennessee
15. South Carolina
16. **IOWA**
17. Notre Dame
18. Southern California
19. Michigan
20. Arizona State

1990

1. Colorado
2. Georgia Tech
3. Miami (FL)
4. Florida State
5. Washington
6. Notre Dame
7. Michigan
8. Tennessee
9. Clemson
10. Houston
11. Penn State
12. Texas
13. Florida
14. Louisville
15. Texas A&M
16. Michigan State
17. Oklahoma
18. **IOWA**
19. Auburn
20. Southern California
21. Mississippi
22. Brigham Young
23. Virginia
24. Nebraska
25. Illinois

1991

1. Miami (FL)
2. Washington
3. Penn State
4. Florida State
5. Alabama
6. Michigan
7. Florida
8. California
9. East Carolina
10. **IOWA**
11. Syracuse
12. Texas A&M
13. Notre Dame
14. Tennessee
15. Nebraska
16. Oklahoma
17. Georgia
18. Clemson
19. UCLA
20. Colorado
21. Tulsa
22. Stanford
23. Brigham Young
24. North Carolina State
25. Air Force

1995

1. Nebraska
2. Florida
3. Tennessee
4. Florida State
5. Colorado
6. Ohio State
7. Kansas State
8. Northwestern
9. Kansas
10. Virginia Tech
11. Notre Dame
12. Southern Cal
13. Penn State
14. Texas
15. Texas A&M
16. Virginia
17. Michigan
18. Oregon
19. Syracuse
20. Miami
21. Alabama
22. Auburn
23. Texas Tech
24. Toledo
25. **IOWA**

1996

1. Florida
2. Ohio State
3. Florida State
4. Arizona State
5. Brigham Young
6. Nebraska
7. Penn State
8. Colorado
9. Tennessee
10. North Carolina
11. Alabama
12. LSU
13. Virginia Tech
14. Miami (FL)
15. Northwestern
16. Washington
17. Kansas State
18. **IOWA**
19. Notre Dame
20. Michigan
21. Syracuse
22. Wyoming
23. Texas
24. Auburn
25. Army

2002

1. Ohio State
2. Miami (FL)
3. Georgia
4. USC
5. Oklahoma
6. Texas
7. Kansas State
8. **IOWA**
9. Michigan
10. Washington State

11. Alabama
12. North Carolina State
13. Maryland
14. Auburn
15. Boise State
16. Penn State
17. Notre Dame
18. Virginia Tech
19. Pittsburgh
20. Colorado
21. Florida State
22. Virginia
23. Texas Christian
24. Marshall
25. West Virginia

2003

1. Southern Cal
2. Louisiana State
3. Oklahoma
4. Ohio State
5. Miami
6. Michigan
7. Georgia
8. **IOWA**
9. Washington State
10. Miami, OH
11. Florida State
12. Texas
13. Mississippi
14. Kansas State
15. Tennessee
16. Boise State
17. Maryland
18. Purdue
19. Nebraska
20. Minnesota
21. Utah
22. Clemson
23. Bowling Green
24. Florida
25. Texas Christian

2004

1. Southern Cal
2. Auburn
3. Oklahoma
4. Utah
5. Texas
6. Louisville
7. Georgia
8. **IOWA**
9. California
10. Virginia Tech
11. Miami
12. Boise State
13. Tennessee
14. Michigan
15. Florida State
16. LSU
17. Wisconsin
18. Texas Tech
19. Arizona State
20. Ohio State
21. Boston College

22. Fresno State
23. Virginia
24. Navy
25. Pittsburgh

2008

1. Florida
2. Utah
3. USC
4. Texas
5. Oklahoma
6. Alabama
7. TCU
8. Penn State
9. Ohio State
10. Oregon
11. Boise State
12. Texas Tech
13. Georgia
14. Mississippi
15. Virginia Tech
16. Oklahoma State
17. Cincinnati
18. Oregon State
19. Missouri
20. **IOWA**
21. Florida State
22. Georgia Tech
23. West Virginia
24. Michigan State
25. BYU

2009

1. Alabama
2. Texas
3. Florida
4. Boise State
5. Ohio State
6. TCU
7. **IOWA**
8. Cincinnati
9. Penn State
10. Virginia Tech
11. Oregon
12. Brigham Young
13. Georgia Tech
14. Nebraska
15. Pittsburgh
16. Wisconsin
17. LSU
18. Utah
19. Miami, FL
20. Mississippi
21. Texas Tech
22. USC
23. Central Michigan
24. West Virginia
25. Clemson

2015

1. Alabama
2. Clemson
3. Stanford
4. Ohio State
5. Oklahoma

6. Michigan State
7. TCU
8. Houston
9. **IOWA**
10. Ole Miss
11. Notre Dame
12. Michigan
13. Baylor
14. Florida State
15. North Carolina
16. LSU
17. Utah
18. Navy
19. Oregon
20. Oklahoma State
21. Wisconsin
22. Tennessee
23. Northwestern
24. Western Kentucky
25. Florida

United Press International

1939

Not available,
Iowa ranked 9th

1953

1. Maryland
2. Notre Dame
3. Michigan State
4. UCLA
5. Oklahoma
6. Rice
7. Illinois
8. Texas
9. Georgia Tech
10. **IOWA**
11. Alabama
12. Texas Tech
13. West Virginia
14. Wisconsin
15. Kentucky
16. Army
17. Stanford
18. Duke
19. Michigan
20. Ohio State

1955

1. Oklahoma
2. Michigan State
3. Maryland
4. UCLA
5. Ohio State
6. Texas Christian
7. Georgia Tech
8. Auburn
9. Notre Dame
10. Mississippi
11. Pittsburgh
12. Southern Cal
13. Michigan
14. Texas A&M

15. Army
16. Duke
17. West Virginia
18. Miami (FL)
19. **IOWA**
20. Navy
20. Stanford
20. Miami (OH)

1956

1. Oklahoma
2. Tennessee
3. **IOWA**
4. Georgia Tech
5. Texas A&M
6. Miami (FL)
7. Michigan
8. Syracuse
9. Minnesota
10. Michigan State
11. Baylor
12. Pittsburgh
13. Oregon State
14. Texas Christian
15. Southern California
16. Wyoming
17. Yale
18. Colorado
19. Navy
20. Duke

1957

1. Ohio State
2. Auburn
3. Michigan State
4. Oklahoma
5. **IOWA**
6. Navy
7. Rice
8. Mississippi
9. Notre Dame
10. Texas A&M
11. Texas
12. Arizona State
13. Army
14. Duke
15. Wisconsin
16. Tennessee
17. Oregon
18. Clemson
19. UCLA
20. North Carolina State

1958

1. Louisiana State
2. **IOWA**
3. Army
4. Auburn
5. Oklahoma
6. Wisconsin
7. Ohio State
8. Air Force
9. Texas Christian
10. Syracuse
11. Purdue

12. Mississippi
 13. Clemson
 14. Notre Dame
 15. Florida
 16. California
 17. Northwestern
 18. Southern Methodist
- * -- Only 18 teams ranked

1960

1. Minnesota
- 2. IOWA**
3. Mississippi
4. Missouri
5. Washington
6. Navy
7. Arkansas
8. Ohio State
9. Kansas
9. Alabama
11. Duke
12. Baylor
13. Michigan State
14. Auburn
15. Purdue
16. Florida
17. Texas
18. Yale
19. New Mexico State
20. Tennessee

1981

1. Clemson
2. Pittsburgh
3. Penn State
4. Texas
5. Georgia
6. Alabama
7. Washington
8. North Carolina
9. Nebraska
10. Michigan
11. Brigham Young
12. Ohio State
13. Southern Cal
14. Oklahoma
- 15. IOWA**
16. Arkansas
17. Mississippi State
18. West Virginia
19. Southern Mississippi
20. Missouri

1983

1. Miami (FL)
2. Nebraska
3. Auburn
4. Georgia
5. Texas
6. Florida
7. Brigham Young
8. Ohio State
9. Michigan
10. Illinois
11. Southern Methodist

12. Alabama
13. UCLA
- 14. IOWA**
15. Air Force
16. West Virginia
17. Penn State
18. Oklahoma State
19. Pittsburgh
20. Boston College

1984

1. Brigham Young
2. Washington
3. Nebraska
4. Boston College
5. Oklahoma State
6. Oklahoma
7. Florida
8. Southern Methodist
9. Southern Cal
10. UCLA
11. Maryland
12. Ohio State
13. South Carolina
14. Auburn
- 15. IOWA**
16. Louisiana State
17. Virginia
18. West Virginia
19. Kentucky
20. Florida State

1985

1. Oklahoma
2. Michigan
3. Penn State
4. Tennessee
5. Air Force
6. UCLA
7. Texas A&M
8. Miami (FL)
- 9. IOWA**
10. Nebraska
11. Ohio State
12. Arkansas
13. Florida State
14. Alabama
15. Baylor
16. Fresno State
17. Brigham Young
18. Georgia Tech
19. Maryland
20. Louisiana State

1986

1. Penn State
2. Miami (FL)
3. Oklahoma
4. Nebraska
5. Arizona State
6. Ohio State
7. Michigan
8. Auburn
9. Alabama
10. Arizona

11. Louisiana State
12. Texas A&M
13. Baylor
14. UCLA
- 15. IOWA**
16. Arkansas
17. Washington
18. Boston College
19. Clemson
20. Florida State

1987

1. Miami (FL)
2. Florida State
3. Oklahoma
4. Syracuse
5. Louisiana State
6. Nebraska
7. Auburn
8. Michigan State
9. Texas A&M
10. Clemson
11. UCLA
12. Oklahoma State
13. Tennessee
14. Georgia
15. South Carolina
- 15. IOWA**
17. Southern California
18. Michigan
19. Texas
20. Indiana

1990

1. Georgia
2. Colorado
3. Miami (FL)
4. Florida State
5. Washington
6. Notre Dame
7. Tennessee
8. Michigan
9. Clemson
10. Penn State
11. Texas
12. Louisville
13. Texas A&M
14. Michigan State
15. Virginia
- 16. IOWA**
17. Nebraska
17. Brigham Young
19. Auburn
20. San Jose State
21. Syracuse
22. Southern Cal
23. Mississippi
24. Illinois
25. Virginia Tech

**USA Today
Coaches Poll**
1991

1. Washington
2. Miami (FL)
3. Penn State
4. Florida State
5. Alabama
6. Michigan
7. California
8. Florida
9. East Carolina
- 10. IOWA**
11. Syracuse
12. Notre Dame
13. Texas A&M
14. Oklahoma
15. Tennessee
16. Nebraska
17. Clemson
18. UCLA
19. Georgia
20. Colorado
21. Tulsa
22. Stanford
23. Brigham Young
24. Air Force
25. North Carolina State

1995

1. Nebraska
2. Tennessee
3. Florida
4. Colorado
5. Florida State
6. Kansas State
7. Northwestern
8. Ohio State
9. Virginia Tech
10. Kansas
11. Southern Cal
12. Penn State
13. Notre Dame
14. Texas
15. Texas A&M
16. Syracuse
17. Virginia
18. Oregon
19. Michigan
20. Texas Tech
21. Auburn
- 22. IOWA**
23. East Carolina
24. Toledo
25. Louisiana State

1996

1. Florida
2. Ohio State
3. Florida State
4. Arizona State
5. Brigham Young
6. Nebraska
7. Penn State
8. Colorado
9. Tennessee
10. North Carolina
11. Alabama
12. Virginia Tech
13. Louisiana State
14. Miami (FL)
15. Washington
16. Northwestern
17. Kansas State
- 18. IOWA**
19. Syracuse
20. Michigan
21. Notre Dame
22. Wyoming
23. Texas
24. Army
25. Auburn

2002

1. Ohio State
2. Miami (FL)
3. Georgia
4. Southern California
5. Oklahoma
6. Kansas State
7. Texas
- 8. IOWA**
9. Michigan
10. Washington State
11. North Carolina State
12. Boise State
13. Maryland
14. Virginia Tech
15. Penn State
16. Auburn
17. Notre Dame
18. Pittsburgh
19. Marshall
20. West Virginia
21. Colorado
22. Texas Christian
23. Florida State
24. Florida
25. Virginia

2003

1. Louisiana State
2. Southern Cal
3. Oklahoma
4. Ohio State
5. Miami
6. Georgia
7. Michigan
8. **IOWA**
9. Washington State
10. Florida State
11. Texas
12. Miami, OH
13. Kansas State
14. Mississippi
15. Boise State
16. Tennessee
17. Minnesota
18. Nebraska
19. Purdue
20. Maryland
21. Utah
22. Clemson
23. Bowling Green
24. Texas Christian
25. Florida

2004

1. Southern Cal
2. Auburn
3. Oklahoma
4. Texas
5. Utah
6. Georgia
7. Louisville
8. **IOWA**
9. California
10. Virginia Tech
11. Miami
12. Michigan
13. Boise State
14. Florida State
15. Tennessee
16. LSU
17. Texas Tech
18. Wisconsin
19. Ohio State
20. Arizona State
21. Boston College
22. Fresno State
23. Virginia
24. Navy
25. Florida

2008

1. Florida
2. USC
3. Texas
4. Utah
5. Oklahoma
6. Alabama
7. TCU
8. Penn State
9. Oregon
10. Georgia
11. Ohio State
12. Texas Tech
13. Boise State
14. Virginia Tech
15. Mississippi
16. Missouri
17. Cincinnati
18. Oklahoma State
19. Oregon State
20. **IOWA**
21. BYU
22. Georgia Tech
23. Florida State
24. Michigan State
25. California

2009

1. Alabama
2. Texas
3. Florida
4. Boise State
5. Ohio State
6. TCU
7. **IOWA**
8. Penn State
9. Cincinnati
10. Virginia Tech
11. Oregon
12. Brigham Young
13. Georgia Tech
14. Nebraska
15. Pittsburgh
16. Wisconsin
17. LSU
18. Utah
19. Miami (FL)
20. USC
21. Mississippi
22. West Virginia
23. Texas Tech
24. Central Michigan
25. Oklahoma State

2015

1. Alabama
2. Clemson
3. Stanford
4. Ohio State
5. Oklahoma
6. Michigan State
7. TCU
8. Houston
9. Ole Miss
10. **IOWA**
11. Michigan
12. Notre Dame
13. Baylor
14. Florida State
15. North Carolina
16. Utah
17. LSU
18. Navy
19. Oklahoma State
20. Oregon
21. Wisconsin
22. Northwestern
23. Tennessee
24. Georgia
25. Florida

Iowa in the Top 25

Since the wire services began running football polls, Iowa has finished the season ranked in the nation's Top Twenty-five 23 times. Additionally, the Hawkeyes were named national champions by the Football Writers Association in 1958, and by various rating services in 1921, 1956 and 1960. Here are Iowa's Top Twenty-five finishes by the Associated Press, United Press International and the coaches poll.

2015	No. 8 by AP and No. 10 by USA Today
2009	No. 7 by AP and ESPN/USA Today
2008	No. 20 by AP and ESPN/USA Today
2004	No. 8 by AP and ESPN/USA Today
2003	No. 8 by AP and ESPN/USA Today
2002	No. 8 by AP and ESPN/USA Today
1996	No. 18 by AP and CNN/USA Today
1995	No. 22 by CNN/USA Today/No. 25 by AP
1991	No. 10 by AP and CNN/USA Today
1990	No. 16 by UPI/No. 18 by AP
1987	No. 15 by UPI/No. 16 by AP
1986	No. 15 by UPI/No. 16 by AP
1985	No. 9 by UPI/No. 10 by AP
1984	No. 15 by UPI/No. 16 by AP
1983	No. 14 by both wire services
1981	No. 15 by UPI/No. 18 by AP
1960	No. 2 by UPI/No. 3 by AP
1958	No. 2 by both wire services
1957	No. 5 by UPI/No. 6 by AP
1956	No. 3 by both wire services
1955	No. 19 by UPI
1953	No. 9 by AP/No. 10 by UPI
1939	No. 9 by both wire services

The Heisman Trophy, honoring the most outstanding college football player in the United States, is presented by the Downtown Athletic Club of New York each year. Iowa's Nile Kinnick earned the Heisman Trophy in 1939.

Iowa's Nile Kinnick (1939) and Navy's Roger Staubach (1963) are the only veterans to win the Heisman Trophy. As part of its 2008 Memorial Day tribute to veterans, ESPN named Kinnick as one of its top ten college athletes to serve in the armed forces.

Along with Kinnick earning the award in 1939, Iowa has had a player finish in the Top 10 in the voting on nine other occasions, including the 2002 season when QB Brad Banks placed second in the balloting. Banks became the fourth Iowa player to place second in the voting, joining Alex Karras in 1957, Randy Duncan in 1958 and Chuck Long in 1985.

In 2008, RB Shonn Greene placed sixth in the voting and was the top vote getter among all running backs. Greene's sixth place finish is the highest for an Iowa running back. He was a consensus All-American and received the Doak Walker Award as the top running back in the nation.

Following are Hawkeye players who have placed in the top 10 in Heisman Trophy voting:

- | | |
|---|--|
| HB Nile Kinnick
1939 Heisman Trophy | QB Chuck Long
7th in 1984
2nd in 1985 |
| OL Cal Jones
10th in 1955 | WR Tim Dwight
7th in 1997 |
| QB Kenny Ploen
9th in 1956 | QB Brad Banks
2nd in 2002 |
| DL Alex Karras
2nd in 1957 | RB Shonn Greene
6th in 2008 |
| QB Randy Duncan
2nd in 1958 | |



Running back Shonn Greene placed sixth in the voting for the 2008 Heisman Trophy, becoming the most recent Hawkeye to place in the top ten in Heisman voting.



Nile Kinnick Heisman Trophy Acceptance Speech

"Thank you very, very, kindly, Mr. Holcombe. It seems to me that everyone is letting their superlatives run away with them this evening, but none the less, I want you to know that I'm mighty, mighty, happy to accept this trophy this evening.


Every football player in these United States dreams about winning that trophy, and of this fine trip to New York. Every player considers that trophy the acme in recognition of this kind. And the fact that I am actually receiving this trophy tonight almost overwhelms me, and I know that all of those boys who have gone before me must have felt somewhat the same way.

From my own personal viewpoint, I consider my winning this award as indirectly, a great tribute to the new coaching staff at the University of Iowa, headed by Dr. Eddie Anderson, and to my teammates sitting back in Iowa City. A finer man and a better coach never hit these United States, and a more courageous bunch of boys, never graced the gridirons of the Midwest, than that Iowa team in 1939. I wish that they might all be with me tonight to receive this trophy. They certainly deserve it.

I want to take this grand opportunity to thank collectively, all the sportswriters and all the sportscasters, and all those who have seen fit, have seen their way clear to cast a ballot in my favor for this trophy. And I also want to take this opportunity to thank Mr. Prince and his committee, the Heisman award committee, and all those connected with the Downtown Athletic Club for this trophy, and for the fine time that they're showing me. And not only for that, but for making this fine and worthy trophy available to the football players of this country.

Finally, if you will permit me, I'd like to make a comment which in my mind, is indicative, perhaps, of the greater significance of football, and sports emphasis in general in this country, and that is, I thank God I was warring on the gridirons of the Midwest, and not on the battlefields of Europe. I can speak confidently and positively that the players of this country, would much more, much rather struggle and fight to win the Heisman award, than the Croix de Guerre.

Thank you."



24

Nile Kinnick
Halfback
Adel, Iowa

No single player or team captured the imagination of Hawkeye fans more than Nile Kinnick and his legendary Ironmen team

of 1939. Kinnick, a stalwart on the playing field and in the classroom was THE model Iowa football player.

As a student, Kinnick was senior class president. He was a member of Phi Beta Kappa, the national scholastic honor society.


Maintaining a 3.4 GPA while participating in two sports, Kinnick earned a degree from the College of Commerce in 1940. He enrolled in the Iowa Law College.

As a player, his achievements are unmatched in Hawkeye history. He culminated a brilliant career in 1939 by winning the Heisman, Walter Camp and Maxwell Trophies as the nation's top player.

He made virtually every all-America team and was the Big Ten MVP. Nile is a member of Iowa's all-time football team and was named its outstanding player.

Kinnick was the spirit of Coach Eddie Anderson's Ironmen unit of '39. The Hawkeyes' 6-1-1 mark included a 7-6 upset of Notre Dame when Kinnick scored every point. He also punted 16 times for 731 yards, both Iowa records, versus the Fighting Irish.

Kinnick died in the Caribbean sea in a crash of his fighter plane while on a training flight June 2, 1943, as an ensign in the United States Navy.



62

Cal Jones
Lineman
Steubenville, Ohio

Jersey No. 62 was never worn more proudly than the three seasons Cal Jones donned it at Iowa.

One of the most intimidating linemen to wear the old gold and black, Jones was a three-time first team all-Big Ten guard. He made 22 all-American teams during his career, including a record 15 in 1954.

As team captain in 1955, Jones earned the prestigious Outland Trophy, given to the nation's top interior lineman. He was a consensus all-American twice, one of only two at Iowa. Cal is an elected member of the National Football Foundation and Helms Athletic Foundation Halls of Fame.

Jones most recently was inducted into the inaugural class of Iowa Lettermen's Club Hall of Fame. He was also chosen to the Iowa all-time football team in 1989.

A physical education major at Iowa, Jones earned a 3.0 grade-point average. He earned praise from Coach Forest Evashevski, who called him "the greatest lineman I ever coached."

The two-way guard was part of the "Steubenville Trio" (along with Frank Gilliam and Eddie Vincent) to come to Iowa from Steubenville, Ohio in the mid-1950s.

Jones died as a result of a plane crash in Canada on Dec. 9, 1956, 60 years ago this December.

Throughout the years, a number of Iowa football players have been honored by winning national awards for their outstanding play on the football field.

Under Kirk Ferentz, seven Hawkeyes have combined to win eight individual national awards, recognizing those players as the best at their position. In addition, Iowa's offensive line was recognized with the 2016 Joe Moore Award, an annual award presented to the best offensive line in college football.

Desmond King earned the Jim Thorpe Award in 2015 as the best defensive back in the nation, becoming the first Hawkeye to win the award. King earned consensus all-America honors as a junior and was named the Tatum-Woodson Big Ten Defensive Back of the Year. The native of Detroit also won the Jack Tatum Award, presented by the Touchdown Club of Columbus. King repeated as a first team All-American in 2016 and was a semifinalist for the Thorpe Award, the Bednarik Award and the Lott IMPACT Trophy.

In 2014, senior offensive left tackle Brandon Scherff was the recipient of the Outland Trophy, emblematic of the best offensive lineman in the nation. Scherff is the fourth Iowa football player to earn the award, and the second under coach Kirk Ferentz. The native of Denison, Iowa, also earned unanimous consensus All-America recognition and was named the Rimington-Pace Offensive Lineman of the Year in the Big Ten Conference.

Junior linebacker Josey Jewell was one of five finalists for the Butkus Award in 2016 after leading the team in tackles for the second straight season. Senior center Austin Blythe was one of three finalists for the 2015 Rimington Award, presented annually to the top center in the nation.

In 2013, senior Linebacker James Morris gathered several honors for his play on the field and his performance in the classroom. On the field, Morris was second team All-Big Ten and fourth team All-America (Phil Steele). He was a finalist for the Lott IMPACT Trophy and the Wuerffel Trophy.

In the classroom, he was a Capital One first team Academic All-American. He was named a National Football Foundation National Scholar-Athlete, earning an \$18,000 post-graduate scholarship. Morris also earned an NCAA Post-Graduate Scholarship and earned the Big Ten Conference Sportsmanship Award.

Following the 2010 season, several Hawkeyes were candidates for national awards. DE Adrian Clayborn, who earned consensus All-America recognition, was a finalist for the Lombardi Award and the Ted Hendricks Award. QB Ricky Stanzi was a finalist for the Johnny Uritas Golden Arm Award and the Premier Player of College Football Award, while P Ryan Donahue was one of three finalists for the Ray Guy Award.

While posting an 11-2 overall record in 2009 and earning a victory in the FedEx Orange Bowl, the Hawkeyes gathered several postseason awards and honors. Bryan Bulaga was named the Offensive Lineman of the Year in the Big Ten and DE Adrian Clayborn was named national Defensive Performer of the Year by the College Football Performance Awards. Bulaga and Clayborn joined five teammates in earning first team all-Big Ten honors.

In 2008, running back Shonn Greene earned consensus all-America honors and was named the recipient of the Doak Walker Award, which goes annually to the top running back in the nation. Greene established an Iowa single season rushing record and was the only running back in the nation to gain over 100 yards in every game. Greene was also named the Offensive Player of the Year in the Big Ten Conference. He placed sixth in the voting for the Heisman Trophy.

While Greene led the Iowa offense in 2008, tackle Mitch King was the leader of another standout Hawkeye defensive unit. King was named as the 2008 Big Ten Conference Defensive Lineman of the Year.

Offensive tackle Robert Gallery in 2003 was the recipient of the Outland Trophy. Gallery was named the Big Ten Lineman of the Year and was named a consensus all-American. He was Iowa's third

Outland Trophy recipient and was the second player selected in the 2004 NFL Draft.

PK Nate Kaeding earned the Lou Groza Award as the top kicker in the nation in 2002. He also earned consensus all-America honors as a senior in 2003 and was one of three finalists for the Groza Award. Kaeding earned all-Pro recognition for the second time in his professional career in 2009 and enjoyed a nine-year NFL career.

Also in 2002, Dallas Clark earned the John Mackey Award as the top tight end in the nation and QB Brad Banks was recognized with the Davey O'Brien Award as the top signal caller in the nation. Clark was named to the NFL's all-Pro team in 2009 as well.

Following the 2007 season, linebacker Mike Klinkenborg was named a National Football Foundation Scholar-Athlete, earning an \$18,000 post-graduate scholarship. A two-time first team academic all-American, Klinkenborg was also a finalist for the Draddy Award.

Along with having three players earn Player of the Year awards for their positions (QB Brad Banks, TE Dallas Clark and PK Nate Kaeding) in 2002, Iowa had a total of 11 players earn first team all-Big Ten honors. In addition to earning the Davey O'Brien Award as the top quarterback, Banks was named Associated Press National Player of the Year, placed second in the Heisman Trophy voting and was named the Most Valuable Player and Offensive Player of the Year in the Big Ten Conference. Banks was also a finalist for the Maxwell Award and the Walter Camp Foundation Player of the Year.

Center Bruce Nelson in 2002 was a finalist for the Rimington Award, which goes to the top center in the nation, while Clark and OL Eric Steinbach earned consensus all-America honors. The 2002 and 2003 seasons marked just the third and fourth seasons in which Iowa has had more than one consensus selection. Steinbach, in 2002, preceded Gallery as the Big Ten Lineman of the Year.

In addition to the player honors, Ferentz has earned national recognition as well. In 2015, Ferentz was named the Eddie Robinson and Woody Hayes national Coach of the Year, while also earning the Bobby Dodd Trophy. Ferentz was both the Dave McClain and Hayes-Schembechler Big Ten Coach of the Year. The conference honor is the fourth for Ferentz in his career (2002, 2004, 2009).

Ferentz was also named national Coach of The Year by the Walter Camp Foundation and the Associated Press in 2002. The American Football Coaches Association (AFCA) selected Ron Aiken as the 2002 national Assistant Coach of the Year. Norm Parker, Iowa's defensive coordinator, was a finalist for the Broyles Award, which recognizes the nations top Division I assistant coach, in both 2004 and 2005.

Outland Trophy

The Outland Trophy, selected by the Football Writers Association of America, honors the outstanding interior lineman each season.

Cal Jones, 1955
 Alex Karras, 1957
 Robert Gallery, 2003
 Mike Devlin, Semifinalist, 1992
 Brandon Scherff, 2014

Maxwell Award

Selected by the Maxwell Football Club of Philadelphia, this award is presented each season to the nation's outstanding college football player.

Nile Kinnick, 1939
 Chuck Long, 1985
 Brad Banks, Finalist, 2002
 Shonn Greene, Semifinalist, 2008
 Ricky Stanzi, Semifinalist, 2010

Davey O'Brien Award

Presented by the Davey O'Brien Educational and Charitable Trust of Fort Worth, Texas, this award honors the No. 1 quarterback in the nation each season.

Chuck Long, 1985
 Brad Banks, 2002
 Ricky Stanzi, Semifinalist, 2009
 Ricky Stanzi, Semifinalist, 2010

Associated Press National Player of the Year

Presented by the Associated Press, this award honors the college football Player of the Year, as selected by a panel of sportswriters throughout the nation.

Brad Banks, 2002

Lou Groza Award

The Lou Groza Collegiate Place-Kicker Award goes each year to the top kicker in the nation. The award is presented by the Palm Beach County Sports Commission and is determined by a national voting panel of approximately 300 sportswriters, sportscasters, college conference officials, Division I-A head football coaches, professional football kickers and previous finalists. Along with winning the award in 2002, Nate Kaeding was one of three finalists for the 2003 award.

Nate Kaeding, 2002
 Nate Kaeding, One of three finalists, 2003
 Kyle Schlicher, Semifinalist, 2005
 Mike Meyer, Semifinalist, 2011
 Mike Meyer, Semifinalist, 2012

Walter Camp Player of the Year

Randy Duncan, National Back of the Year, 1958
 Brad Banks, Finalist, 2002
 Desmond King, Finalist, 2015

John Mackey Award

Presented by the Nassau County Sports Commission, the John Mackey Award goes each year to the best tight end in the nation. The winner must demonstrate outstanding athletic abilities, be in good academic standing and exhibit positive sportsmanship qualities.

Dallas Clark, 2002
 Tony Moeaki, Semifinalist, 2009
 Allen Reisner, Semifinalist, 2010

Defensive Performer of the Year

This national award is presented by the College Football Performance Awards and is based on weekly defensive performance.

Adrian Clayborn, 2009

Bronko Nagurski Trophy

Pat Angerer, Finalist, 2009

Rimington Award

Bruce Nelson, Finalist, 2002
 Austin Blythe, Finalist, 2015

Butkus Award

Larry Station, Second, 1985
 Chad Greenway, Semifinalist, 2005
Josey Jewell, Finalist, 2016

Ted Hendricks Award

Adrian Clayborn, Finalist, 2010

Doak Walker Award

Albert Young, Semifinalist, 2005
 Shonn Greene, 2008

Rotary Lombardi Award

Jeff Drost, Semifinalist, 1986
 Mike Devlin, Semifinalist, 1992
 Jared DeVries, Semifinalist, 1998
 Robert Gallery, Semifinalist, 2003
 Adrian Clayborn, Finalist, 2010
 Brandon Scherff, Semifinalist, 2014

Chuck Bednarik Defensive Player of the Year

Chad Greenway, Semifinalist, 2005
 Pat Angerer, Semifinalist, 2009
 Adrian Clayborn, Semifinalist, 2010
 Desmond King, Semifinalist, 2016

Lott IMPACT Trophy

Chad Greenway, Quarterfinalist, 2005
 Abdul Hodge, Quarterfinalist, 2005
 James Morris, Finalist, 2013
 Desmond King, Semifinalist, 2016

Jim Thorpe Award

Merton Hanks, Semifinalist, 1990
 Bob Sanders, Quarterfinalist, 2003
 Tyler Sash, Semifinalist, 2009
 Tyler Sash, Semifinalist, 2010
 Desmond King, 2015
 Desmond King, Semifinalist, 2016

Ray Guy Award

Ryan Donahue, Semifinalist, 2009
 Ryan Donahue, Finalist, 2010

Mosi Tatupu Special Teams Player of the Year

Kahlil Hill, 2001

Wuerffel Trophy

James Morris, Finalist, 2013

Burlsworth Trophy

Mark Weisman, Finalist, 2014

Johnny Unitas Golden Arm Award

Ricky Stanzi, Finalist, 2010

Joe Moore Award (Most Outstanding Offensive Line)

Iowa, 2016

Big Ten Athlete of the Year

Chuck Long, 1986

**Silver Football Award as
Most Valuable Player in the Big Ten**

Willis Glassgow (HB, 1929)
Joe Laws (QB, 1933)
Nile Kinnick (HB, 1939)
Bill Reichardt (FB, 1951)
Ken Ploen (QB, 1956)
Randy Duncan (QB, 1958)
Chuck Long (QB, 1985)
Nick Bell (RB, 1990)
Brad Banks (QB, 2002)
Shonn Greene (RB, 2008)

Big Ten Offensive Player of the Year

Chuck Long (QB, 1985)
Nick Bell (RB, 1990)
Matt Rodgers (QB, 1990)
Tavian Banks (RB, 1997)
Brad Banks (QB, 2002)
Shonn Greene (RB, 2008)

Big Ten Defensive Player of the Year

Leroy Smith (DE, 1991)

Big Ten Offensive Lineman of the Year

Mike Haight, 1985
Dave Croston, 1986
Mike Devlin, 1992
Eric Steinbach, 2002
Robert Gallery, 2003
Bryan Bulaga, 2009

Rimington-Pace Offensive Lineman of the Year

Brandon Scherff, 2014

Big Ten Defensive Lineman of the Year

Paul Hufford, 1984
Dave Haight, 1987
Leroy Smith, 1991
Jared DeVries, 1997
Mitch King, 2008

Richter-Howard Big Ten Receiver of the Year

Marvin McNutt, Jr., 2011

Tatum-Woodson Big Ten Defensive Back of the Year

Micah Hyde, 2012
Desmond King, 2015

National Football Foundation Scholar-Athlete

John Hendricks, 1968
Bobby Elliott, 1975
Mike Flagg, 1987
Derek Rose, 1998
Mike Klinkenborg, 2007
James Morris, 2013

Draddy Award/Campbell Trophy

John Hendricks, Finalist, 1968
Bobby Elliott, Finalist, 1975
Mike Flagg, Finalist, 1987
Derek Rose, Finalist, 1998
Mike Klinkenborg, Finalist, 2007
Matt Kroul, Semifinalist, 2008
James Morris, Finalist, 2013

AFCA Academic Achievement Award

This is a team award

Honorable Mention: 1998, 2000, 2001, 2004, 2006

Grantland Rice Trophy

Presented to the National Champion, the top-ranked team in the final Grantland Rice Super 16 Poll.

Iowa 1958

(Head Coach: Forest Evashevski, Record: 8-1-1)

AFCA Coach of the Year

Dr. Eddie Anderson, 1939
Kirk Ferentz, Region Three, 2002
Kirk Ferentz, Region Three, 2009
Kirk Ferentz, Region Three, 2015

Walter Camp Coach of the Year

Kirk Ferentz, 2002

Associated Press Coach of the Year

Kirk Ferentz, 2002

FWAA Eddie Robinson Coach of the Year

Kirk Ferentz, 2002 (1 of 4 Finalists)
Kirk Ferentz, 2004 (1 of 6 Finalists)
Kirk Ferentz, 2015

Bobby Dodd Trophy

Kirk Ferentz, 2015

Amos Alonzo Stagg Award

Hayden Fry, 2005

Big Ten Coach of the Year

(named by coaches, 1982-91)

Hayden Fry, 1990
Hayden Fry, 1991

**Hayes-Schembechler Big Ten
Conference Coach of the Year**

Kirk Ferentz, 2015

Dave McClain Big Ten Coach of the Year

(named by media since 1972)

Hayden Fry, 1981
Hayden Fry, 1990
Kirk Ferentz, 2002
Kirk Ferentz, 2004
Kirk Ferentz, 2009
Kirk Ferentz, 2015

Broyles Award (Assistant Coach of the Year)

Norm Parker, 2005 (one of six Finalists)
Norm Parker, 2004 (one of six Finalists)

AFCA Assistant Coach of the Year

Ron Aiken, 2002
Norm Parker, 2011

The University of Iowa Athletics Department established the “Kinnick Stadium Wall of Honor” prior to the start of the 2013 season.

Nine former Hawkeyes have their name and jersey number displayed on the lowest ribbon adjacent the letters of the Paul W. Brechler Press Box. The numbers coincide with the jersey number each player wore their senior season.

To be considered for inclusion on the Kinnick Stadium Wall of Honor, former UI football players must be a member of the UI Varsity Club Hall of Fame, and meet one of the following three criteria:

1. Member of both the National Football Foundation College Football Hall of Fame and the Helms Athletic Foundation Hall of Fame*
2. Member of one of the two above mentioned nationally recognized Halls of Fame, and a consensus All-American
3. Two-time Consensus All-American

**The Helms Athletic Foundation is no longer active, rendering it invalid for future consideration.*

#1 – Aubrey Devine (1919-21)

Devine won the Big Ten Conference Medal for Excellence in athletics and academics, and was quarterback and captain of Iowa’s 1921 Big Ten championship team. He led the Hawkeyes in rushing, passing, and scoring in 1919 and 1920. He drop-kicked a field goal to beat Notre Dame, 10-7, in 1921, as Iowa earned a share of its first mythical national championship.

#25 – Randy Duncan (1956-58)

Duncan won Big Ten and Iowa MVP honors when he led the Hawkeyes to a Rose Bowl title in 1959. He finished second in the 1958 Heisman Trophy balloting. Duncan was a two-time all-conference pick, earned Walter Camp and Player of the Year honors from three organizations, and was the No. 1 pick in the 1958 NFL draft. Iowa shared the mythical national title in both 1956 and 1958, while also earning the Grantland Rice Award in 1958, symbolic of the national football championship.

#62 – Calvin Jones (1953-55)

Jones was named to 22 All-America teams in his career and in 1955 was named winner of the Outland Trophy, awarded to the nation’s top interior lineman. He was Iowa’s first two-time consensus All-American, and his No. 62 jersey is one of only two numbers retired by the Hawkeyes.

#77 – Alex Karras (1956-57)

Karras was a Rose Bowl champion and a consensus All-American in 1957. He was the first two-time AP All-American in Iowa history and a winner of the Outland Trophy, awarded to the nation’s top interior lineman. Karras was Heisman Trophy runner-up in 1957, and a member of the inaugural class of the Iowa Lettermen’s Club Hall of Fame.

#24 – Nile Kinnick (1937-39)

Kinnick won the only Heisman Trophy in school history when he swept the Heisman, Maxwell and Walter Camp awards in 1939. He was the Big Ten MVP for Iowa’s legendary 1939 Ironmen team. He was a Phi Beta Kappa scholar and senior class president, his No. 24 jersey is one of two retired numbers at Iowa, and in 1972 the Hawkeyes’ stadium was named in his honor.

#1 – Gordon Locke (1920-22)

Locke primarily played fullback during his Hawkeye career, but in 1922 he was a Walter Camp first team All-America quarterback, and he’s listed as a defensive back on Iowa’s all-time football team. He scored 72 points as a senior to set a then-Big Ten record, and was awarded the Big Ten Medal of Honor (1923).

#16 – Chuck Long (1982-85)

Long quarterbacked the Hawkeyes to the 1986 Rose Bowl, the same year he became the first player in NCAA history to pass for more than 10,000 career yards. He finished runner-up in the closest Heisman Trophy contest in the award’s history in 1985, and previously held the NCAA record for consecutive completions with 22 at Indiana (1984). Long was named a first team All-Big Ten performer three times, including 1985 when he was named conference MVP.

#15 – Duke Slater (1918-21)

Fred “Duke” Slater was a seven-time letterman at the University of Iowa, competing in football and track from 1918-21. He was an All-Big Ten tackle for the Hawkeyes from 1919-21, and an All-America track and field athlete from 1920-21. He is a member of Iowa’s all-time team. In 1928, Slater earned his law degree from the University of Iowa, and in 1951 he became the first black player inducted into the inaugural College Football Hall of Fame.

#36 – Larry Station (1982-85)

Station was named a consensus All-American in 1984 and 1985, becoming just the second Hawkeye in program history to earn multiple honors. He is the only player in school history to lead the team in tackles four times, and in 1985 finished his career with the all-time tackles record (492). Station started the final 42 games of his career, earned All-America mention in each of his four seasons, and is a linebacker on Iowa’s all-time football team. He was a finalist for the Lombardi and Butkus awards in 1985, and was a three-time first team All-Big Ten honoree. He is Iowa’s most recent induction into the College Football Hall of Fame.

LESTER BELDING

End, 1919, Mason City, Iowa

The University of Iowa's first consensus All-American . . . earned first team All-American honors as a sophomore . . . an Eckersall All-America pick in 1919 (third team), 1920 (second) and 1921 (third) . . . first Hawkeye named to a major All-American team . . . three-time first team all-Big Ten selection . . . starred in track at Iowa and captained team in 1921 . . . one of the nation's premier collegiate pass catchers of his era.

AUBREY DEVINE

Quarterback, 1921, Des Moines, Iowa

Member of Iowa Lettermen's Club Hall of Fame . . . on Iowa's all-time football team . . . won Big Ten Conference Medal for Excellence in athletics and academics . . . inducted to National Football Foundation Hall of Fame . . . three-time first team all-Big Ten . . . captain of 1921 Big Ten championship team . . . led Hawkeyes in rushing, passing and scoring in 1919 and 1920 . . . drop-kicked a FG to beat Notre Dame 10-7 and break the Irish' 20-game winning streak in 1921.

GORDON LOCKE

Fullback, 1922, Denison, Iowa

Member of National Football, Helms Athletic Foundation and Iowa Lettermen's Club Halls of Fame . . . a DB on Iowa's all-time football team . . . although he played primarily FB, Locke was a Walter Camp first team All-American QB in 1922 . . . scored 72 points as senior to set a Big Ten record that stood for 12 years . . . awarded Big Ten Medal of Honor in 1923 . . . team captain in 1922 . . . earned law degree from Iowa.

24 - NILE KINNICK

Halfback, 1939, Adel, Iowa

Voted the best player in Iowa history by fan vote . . . member of Iowa Lettermen's Club Hall of Fame . . . won the Heisman, Maxwell and Walter Camp trophies in 1939 . . . Phi Beta Kappa scholar and senior class president . . . Iowa's stadium was renamed in his honor in 1972 . . . Big Ten MVP for the legendary Ironmen team . . . his No. 24 is one of two retired numbers at Iowa . . . member of Helms Foundation Hall of Fame.

62 - CAL JONES

Lineman, 1954 and 1955, Steubenville, Ohio

First two-time consensus All-American in Iowa history . . . winner of the Outland Trophy in 1955, awarded to nation's top interior lineman . . . named to 22 All-America teams in his career . . . his No. 62 is one of two retired numbers at Iowa . . . an OL on Iowa's all-time team . . . a three-time first team all-Big Ten pick . . . named to Iowa Lettermen's Club Hall of Fame (1989) . . . member of the Helms Foundation Hall of Fame.

77 - ALEX KARRAS

Lineman, 1957, Gary, Indiana

Consensus All-American (making 10 teams) in 1957 . . . won Outland Trophy given to the nation's top interior lineman . . . twice an AP All-American, the first two-time pick in Iowa history . . . two-time first team all-Big Ten pick at tackle . . . named to school's all-time football team . . . member of inaugural class of the Iowa Lettermen's Club Hall of Fame . . . played on the Hawkeyes' 1956 Rose Bowl champions . . . former NFL star with Detroit Lions.

25 - RANDY DUNCAN

Quarterback, 1958, Des Moines, Iowa

Won Big Ten and Iowa MVP honors in 1958 when he led the Hawkeyes to the Rose Bowl . . . that team won the Grantland Rice Award, symbolic of the national football championship . . . second in 1958 Heisman Trophy balloting . . . won Walter Camp Trophy and was college Player-of-the-Year by three organizations . . . two-time all-conference quarterback . . . led the Big Ten in passing as a senior . . . the No. 1 choice in the 1958 NFL Draft . . . member of National Football Foundation Hall of Fame.

99 - ANDRE TIPPETT

Defensive End, 1981, Newark, New Jersey

First consensus All-American for Coach Hayden Fry . . . two-time first team all-Big Ten . . . played for Iowa's 1981 Rose Bowl squad . . . a team captain in 1981 . . . a DE on Iowa's all-time football team . . . holds Iowa record for tackles for lost yardage in a season (20 tackles for 153 yards in 1980) . . . led Big Ten in tackles for loss (20) as a junior . . . enjoyed lengthy NFL career at New England, where he was a five-time All-Pro selection.

7 - REGGIE ROBY

Punter, 1981, Waterloo, Iowa

Consensus All-American punter as a junior in 1981 . . . first team All-American honors in 1982 . . . broke a 32-year-old NCAA record for punting average in a season (49.8 in 1981) . . . also established national career average record . . . nation's leading punter twice in career . . . two-time first team all-Big Ten . . . punted for nearly four-and-a-half miles as a collegian . . . an NFL veteran with Miami, Washington and Tampa Bay . . . earned all-Pro mention.

36 - LARRY STATION

Linebacker, 1984 & 1985, Omaha, Nebraska

One of just two Hawkeyes to gain consensus All-American honors twice . . . academic All-American . . . only player in Iowa history to lead squad in tackles four times . . . set school career tackle record (492) . . . started his last 42 games . . . finalist for Lombardi and Butkus awards in 1985 . . . three-time first team all-Big Ten pick . . . earned All-America mention all four years at Iowa . . . LB on Iowa's all-time team . . . drafted by Pittsburgh Steelers.

16 - CHUCK LONG

Quarterback, 1985, Wheaton, Illinois

Runner-up for Heisman Trophy in closest race in the award's history . . . won Maxwell Trophy, given to nation's top college player . . . first QB in NCAA history to pass for more than 10,000 career yards . . . previously held NCAA record for consecutive completions (22 vs. Indiana, 1984) . . . three-time all-Big Ten first team . . . Big Ten MVP as senior . . . threw bowl game-record six TD passes vs. Texas in Freedom Bowl . . . first-round NFL Draft selection by Detroit.

84 - MARV COOK

Tight End, 1988, West Branch, Iowa

A 1988 consensus All-America pick at TE . . . named to Iowa's all-time team . . . Hawkeyes' all-time leading receiver among TEs (126 catches) . . . two-time Iowa MVP . . . twice first team all-Big Ten . . . academic all-conference as junior . . . his 28-yard TD reception with six seconds left keyed Iowa's first win at Ohio State (in 1987) since 1959 . . . Big Ten leader in receptions (1988) . . . drafted by New England Patriots and was a two-time All-Pro selection.

8 - LEROY SMITH

Defensive End, 1991, Sicklerville, New Jersey

Consensus All-American at defensive end for Iowa's 10-1-1 team in 1991 . . . first team all-Big Ten and voted league Defensive Player of the Year by Big Ten coaches . . . set Big Ten record with 18 QB sacks as a senior, breaking 14-year old record . . . holds Iowa records for QB sacks in a season (18) and sacks in a game (had five in 16-9 win at Ohio State) . . . third defensive player to earn consensus honors under Hayden Fry at Iowa.

6 - TIM DWIGHT

Wide Receiver/Return Specialist, 1997, Iowa City, Iowa

Consensus All-American as return specialist who finished seventh in Heisman Trophy voting . . . led the nation in punt return average (16.7) . . . set Iowa and Big Ten record for career punt return yardage with 1,102 yards . . . also holds Big Ten record for career punt return TDs (five) and tied league mark with three punt return TDs in 1997 . . . ranks second at Iowa in career receiving yards (2,271) and sixth in receptions (139) . . . second special teams consensus pick under Hayden Fry and first-ever consensus selection at Iowa from Iowa City.

94 - JARED DEVRIES

Defensive Tackle, 1998, Aplington, Iowa

Consensus All-American after being named first team All-American by the American Football Coaches Association, Walter Camp and *The Sporting News* . . . voted as co-Most Valuable Player and was selected first team all-Big Ten by both Big Ten coaches and Big Ten media . . . holds Iowa records for tackles for loss in a season (22) and career (78) and career QB sacks (42) . . . a four-year starter, he recorded 260 career tackles . . . was Big Ten Defensive Lineman of the Year in 1997 and earned MVP honors in the 1995 Sun Bowl and 1996 Alamo Bowl.

44 - DALLAS CLARK

Tight End, 2002, Livermore, Iowa

Consensus All-American after being named first team All-America by the Football Writers Association of America, American Football Coaches Association, Walter Camp, Associated Press, *The Sporting News*, ESPN and CNN-SI . . . won the John Mackey Award as the nation's best tight end . . . first team all-Big Ten by league coaches and Big Ten media . . . finished career in 17th place on career receiving list with 1,281 yards on 81 receptions in just two seasons at tight end . . . came to Iowa as a walk-on linebacker and was drafted in first round of the 2003 NFL Draft by Indianapolis following his junior season.

56 - ERIC STEINBACH

Offensive Guard, 2002, Lockport, Illinois

Consensus All-American after being named first team All-America by the American Football Coaches Association, Walter Camp Foundation, Associated Press, *The Sporting News* and ESPN . . . honored as the 2002 Big Ten Offensive Lineman of the Year . . . first team all-Big Ten by league coaches and Big Ten media in 2002 and first team all-Big Ten by coaches in 2001 . . . named co-Most Valuable Player on offense . . . started all 13 games in 2002 at left guard for a Hawkeye line that yielded only 12 sacks, a Big Ten best . . . as junior and senior was part of Iowa offense that led the Big Ten in scoring in consecutive seasons . . . first player selected in the second round of the NFL Draft when he was taken by the Cincinnati Bengals.

78 - ROBERT GALLERY

Offensive Tackle, 2003, Masonville, Iowa

Consensus All-American after being named first team all-America by American Football Coaches Association, Walter Camp Foundation, Football Writers Association of America, Associated Press, *The Sporting News* and ESPN . . . earned Outland Trophy, which signifies nation's best interior lineman . . . Big Ten Conference Offensive Lineman of the Year . . . earned first team all-Big Ten honors and was academic all-Big Ten for third straight year . . . earned co-Most Valuable Player honors and was permanent team captain on offense . . . recipient of Hayden

Fry "Extra Heartbeat" award after leading Iowa to share of 2002 Big Ten title and January bowl games following the 2002 and 2003 seasons.

95 - NATE KAEDING

Place-kicker, 2003, Coralville, Iowa

Consensus All-American after being named first team all-America by American Football Coaches Association, the Associated Press, College Football News and ESPN . . . one of three finalists for Lou Groza Award in 2003 after winning the award as the top kicker in the nation in 2002 . . . first team all-Big Ten . . . earned academic all-Big Ten honors for third straight season and was District VII academic all-American . . . selected as permanent team captain for special teams and was special teams co-Player of the Year . . . recipient of Hayden Fry "Extra Heartbeat" award after leading Iowa to share of 2002 Big Ten title and January bowl games following the 2002 and 2003 seasons.

23 - SHONN GREENE

Running Back, 2008, Sicklerville, New Jersey

Consensus all-American after being named first team all-America by American Football Coaches Association, Football Writers Association of America, espn.com, Walter Camp Foundation, Associated Press and *The Sporting News* . . . won the Doak Walker Award, which is given annually to the nation's top collegiate running back. . . received the *Chicago Tribune's* Silver Football Award, emblematic of the Big Ten Conference's Most Valuable Player. . . became Iowa's first consensus all-America running back since Nile Kinnick in 1939. . . became the first Iowa running back to rush for over 100 yards in all 13 games in a single-season. . . Greene was the only running back in the nation to eclipse 100 yards rushing in every game in 2008. . . finished the season ranked second nationally in rushing yardage.

94 - ADRIAN CLAYBORN

Defensive End, 2010, St. Louis, Missouri

Consensus All-American after being named first team All-America by American Football Coaches Association and Walter Camp . . . named third team All-American by the Associated Press and Phil Steele's College Football . . . was finalist for Rotary Lombardi Award and Ted Hendricks Award and a semifinalist for the Chuck Bednarik Award . . . earned first team all-Big Ten honors for second year . . . named a Permanent Team Captain and winner of Hayden Fry "Extra Heartbeat" Award . . . three-year starter at defensive end, helping Iowa post three-year record of 28-11, including three straight bowl victories for first time in school history . . . first round NFL Draft selection (20th selection overall) by Tampa Bay Buccaneers.

68 - BRANDON SCHERFF

Offensive Tackle, 2014, Denison, Iowa

Unanimous Consensus All-American after being named first team All-America by American Football Coaches Association, Football Writers Association of America, Associated Press, Walter Camp Foundation, and *Sporting News* . . . was also first team All-America by SI.com, USA Today, Phil Steele, CBSsports.com, Scout.com, and College Sports Madness . . . became fourth player in Iowa history to earn the Outland Trophy as the best offensive lineman in the nation . . . semifinalist for Rotary Lombardi Award . . . named Rimington-Pace Offensive Lineman of the Year in the Big Ten Conference . . . earned first team All-Big Ten honors for second straight season . . . Most Valuable Player and Permanent Team Captain, and Coaches Appreciation Award, offense . . . Hayden Fry "Extra Heartbeat" Award and Iron Hawk Award . . . started all 26 games over his final two seasons at left tackle . . . had 36 career starts while playing both tackle and guard . . . first round NFL Draft selection (fifth selection overall) by the Washington Redskins.

14 - DESMOND KING

Defensive Back, 2015, Detroit, Michigan

Unanimous Consensus All-American after being named first team All-America by American Football Coaches Association (AFCA), Football Writers Association of America (FWAA), Associated Press, Walter Camp Foundation, and *Sporting News* . . . was also first team All-America by ESPN.com, SI.com, USA Today, Athlon Sports, Phil Steele, CBSsports.com, Scout.com, and College Sports Madness . . . became first player in Iowa history to earn the Jim Thorpe Award as the best defensive back in the nation . . . earned Jack Tatum Award as best defensive back in the nation from Touchdown Club of Columbus . . . named Tatum-Woodson Big Ten Conference Defensive Back of the Year . . . earned first team All-Big Ten honors . . . one of five finalists for Walter Camp Player of the Year . . . has started 37 games in three seasons and will stay in school for senior season in 2016 . . . is the sixth Hawkeye to earn consensus All-America honors as a junior (Calvin Jones, Reggie Roby, Larry Station, Dallas Clark, Shonn Greene) . . . tied school record and ranked second nationally with eight pass interceptions.

**NATIONAL FOOTBALL FOUNDATION
 COLLEGE HALL OF FAME**

Iowa football is well represented in college football Halls of Fame, including the National Football Foundation, the Helms Athletic Foundation and the College Football Hall of Fame.

Seven men have been named to the Halls of both foundations: Howard Jones, coach; Nile Kinnick, player; Gordon Locke, player; Fred (Duke) Slater, player; Dr. Edward Anderson, coach; Edward (Slip) Madigan, coach; Calvin Jones, player.

Four men have been named to the Hall of the Helms Foundation: Calvin Jones, player; Ossie Solem, coach; Emlen Tunnell, professional player; Eric Wilson, publicist.

Aubrey Devine, Randy Duncan, Alex Karras, Chuck Long and Larry Station have been named to the National Football Foundation Hall as players, while Earl Banks was inducted on the merits of his long-time coaching tenure at Morgan State. Former Iowa Coach Forest Evashevski was honored into the Hall of Fame in December of 2000 in New York City and Hayden Fry (2003) is the latest Iowa coach to be inducted.

Evashevski coached Iowa from 1952-60, compiling a 42-27-4 record. The Hawkeyes finished in the top five nationally in 1956, 1957, 1958 and 1960 under Evashevski, who later served as Iowa's Athletic Director.

Fry was inducted as a member of the 2003 Hall of Fame class at the 46th annual awards dinner on Dec. 9, 2003, at the Waldorf Astoria in New York City. Fry was officially enshrined at the Hall in South Bend, Indiana, in August, 2004. The College Football Hall of Fame is now located in Atlanta, Georgia. Fry is Iowa's winningest head coach with 143 wins. He led the Hawkeyes to three Big Ten titles and Rose Bowl appearances and coached the Hawkeyes in 14 bowl games.

National Football Foundation College Football Hall of Fame

Eddie Anderson, Head Coach (1939-42, 1946-49), Inducted 1971
 Earl Banks, as Head Coach, Morgan State (1960-73), Inducted 1992
 Aubrey "Aub" Devine, Quarterback (1919-21), Inducted 1973
 Randy Duncan, Quarterback (1956-58), Inducted 1997
 Forest "Evy" Evashevski, Head Coach (1952-60), Inducted 2000
 Hayden Fry, Head Coach (1979-98), Inducted 2003
 Calvin Jones, Guard (1953-55), Inducted 1980
 Howard Jones, Head Coach (1916-23), Inducted 1951
 Alex Karras, Tackle (1955-57), Inducted 1991
 Nile Kinnick, Halfback (1937-39), Inducted 1951
 Gordon Locke, Fullback (1920-22), Inducted 1960
 Chuck Long, Quarterback (1981-85), Inducted 1999
 Slip Madigan, Head Coach (1943-44), Inducted 1974
 Duke Slater, Tackle (1918-21), Inducted 1951
 Larry Station, Linebacker (1982-85), Inducted, 2009

NATIONAL IOWA VARSITY CLUB HALL OF FAME

Inductees are selected by a vote of the National Iowa Varsity Club Hall of Fame Advisory Committee. All former Hawkeye athletes who meet the established Varsity Club Hall of Fame Criteria for their sport, and completed their eligibility at least 10 years prior to selection, are eligible for the Hall of Fame.

A coach or administrator must have retired or left the university at least five years prior to selection. A maximum of seven inductees may be selected to the Hall of Fame each year.

Listed below are each of the 50 inductees who have played football for the Hawkeyes or served as Iowa's head football coach, or assistant coach. Listed below each name are the years they coached or competed for the Iowa football program. Several of the Hall of Fame members also competed in other sports.

Bill Brashier Assistant Football Coach 1979-1995	Tim Dwight Football, 1994-97 Track, 1996-99	John Niland Football, 1963-65
Forest Evashevski Head Football Coach 1952-60	Mick Enich Football, 1938-40	Don Norton Football, 1957-59
John Hayden Fry Head Football Coach 1978-98	Robert Gallery Football, 2000-03	Kenny Ploen Football, 1954-56 Track, 1955
Howard Jones Head Football Coach 1916-23	Jim Gibbons Football, 1955-57	Erwin Prasse Football, 1937-39 Basketball, 1938-40 Baseball, 1938-40
Brad Banks Football, 2001-02	Willis Glasgow Football, 1927-29 Baseball, 1927-29	William Reichardt Football, 1949-51
Irving "Stub" Barron Football, 1913-15 Wrestling, 1914-16	Dave Haight Football, 1985-88	Mike Reilly Football, 1961-63
Fred Becker Football, 1916	Homer Harris Football, 1935-37	Francis William "Zud" Schammel Football, 1938-40
Lester Belding Football, 1918-21 Track, 1920-22	Jerry Hilgenberg Football, 1951-53 Baseball, 1952-53	Ozzie Simmons Football, 1932, 1933
Craig Clemons Football, 1969-71	Bob Jeter Football, 1957-59	Duke Slater Football, 1918-21 Track, 1919-21
Marv Cook Football, 1985-88	Calvin Jones Football, 1953-55	Larry Station Football, 1982-85
Al Couppee Football, 1939-41	Nate Kaeding Football, 2000-03	Walter "Stub" Stewart Football, 1907-09 Basketball, 1908-10 Baseball, 1908-10
Dick Crayne Football, 1933-35 Track, 1934	Alex Karras Football, 1956-57	Andre Tippett Football, 1979-81
Frank Cuhel Football, 1927-28 Track, 1926, 1927-28	Nile Kinnick Football, 1937-39 Basketball, 1938	Sherwyn Thorson Football, 1959-61 Wrestling, 1960, 1962
Aubrey Devine Football, 1919-21 Basketball, 1920-22 Track, 1920-22	Paul Krause Football, 1961-63 Baseball, 1962-63	Emlen Tunnell Football, 1946-47
Jack Dittmer Football, 1946-49 Baseball, 1947-50 Basketball, 1950	Joe Laws Football, 1931-33 Baseball, 1932-33	Samuel Clyde Williams Football, 1898-1901 Baseball, 1898-1901 Track, 1900-02
Randy Duncan Football, 1956-58	Gordon Locke Football, 1920-22	Bashir Yamini Track, 1996-99 Football, 1998-99
	Chuck Long Football, 1982-85	
	Emerson "Spike" Nelson Football, 1925-27 Track, 1926-28	

In conjunction with the 100 years of Hawkeye football celebration in 1989, Iowa fans selected an all-time team. The squad features 11 players on offense and defense, two kickers and 15 special mention players who received strong fan support.

Nile Kinnick, the 1939 Heisman, Walter Camp and Maxwell Trophy winner, was voted the most outstanding player in school history.

Most Outstanding Player - Nile Kinnick, halfback

Offense

Pos.	Player	Years
E	Marv Cook	1985-88
E	Jim Gibbons	1955-57
OL	Mike Enich	1938-40
OL	Calvin Jones	1953-55
OL	Jerry Hilgenberg	1951-53
OL	John Niland	1963-65
OL	Fred "Duke" Slater	1918-21
QB	Chuck Long	1982-85
RB	Ozzie Simmons	1934-36
RB	Aubrey Devine	1919-21
RB	Ronnie Harmon	1982-85
PK	Rob Houghtlin	1985-87

Special Mention

OL	Dave Croston	1984-86
OL	Joe Devlin	1973-75
QB	Randy Duncan	1956-58
RB	Larry Ferguson	1959-62
RB	Joe Laws	1931-33
RB	Ed Podolak	1966-68
RB	Bill Reichardt	1949-51
E	Erwin Prasse	1937-39

Defense

Pos.	Player	Years
E	Frank Gilliam	1953-56
E	Andre Tippett	1979-81
DL	Mark Bortz	1979-82
DL	Dave Haight	1985-88
DL	Alex Karras	1956-57
LB	Mike Reilly	1961-63
LB	Larry Station	1982-85
DB	Craig Clemons	1969-71
DB	Willis Glassgow	1927-29
DB	Gordon Locke	1920-22
DB	Ken Ploen	1954-56
P	Reggie Roby	1979-82

Special Mention

E	Lester Belding	1918-21
LB	Wally Hilgenberg	1961-63
DB	Devon Mitchell	1982-85
DE	Joe Mott	1985-88
LB	Brad Quast	1986-89
DB	Bill Reichardt	1949-51
DB	Bobby Stoops	1979-82
DB	Mike Stoops	1981-84

Gannett News Selects All-Time Team

The Gannett News Service, in conjunction with the start of the year 2000, selected a University of Iowa All-time Football Team.

Offense

Pos.	Player	Years
WR	Tim Dwight	1994-97
OL	Duke Slater	1918-21
OL	Alex Karras	1956-57
C	Jerry Hilgenberg	1951-53
OL	John Niland	1963-65
OL	John Alt	1980-83
TE	Marv Cook	1985-88
QB	Chuck Long	1981-85
RB	Nile Kinnick	1937-39
RB	Ronnie Harmon	1982-85
FB	Bill Reichardt	1949-51

Defense

Pos.	Player	Years
DL	Lester Belding	1918-21
DL	Mike Enich	1938-40
DL	Calvin Jones	1953-55
DL	Jared DeVries	1995-98
DL	Dave Haight	1983-85
LB	Andre Tippett	1979-81
LB	Larry Station	1982-85
LB	Leroy Smith	1989-91
DB	Paul Krause	1961-63
DB	Willis Glassgow	1927-29
DB	Gordon Locke	1920-22

Chicago Sun-Times Names Iowa's Best

In October, 1961, *Chicago Sun-Times* sports reporter Jack Clarke selected an all-time team of Iowa Hawkeyes who played between 1919 and 1961. Following is that list of players:

Pos.	Player	Year
End	Lester Belding	1919
Tackle	Duke Slater	1921
Guard	Calvin Jones	1954
Center	Jerry Hilgenberg	1953
Guard	Francis Schammel	1934
Tackle	Alex Karras	1956
End	Erwin Prasse	1939
Back	Aubrey Devine	1921
Back	Nile Kinnick	1939
Back	Willis Glassgow	1929
Back	Gordon Locke	1921



Year	Player, Position	Teams
1916	Fred Becker, T	(Eck)
1919	Lester Belding, E*	(Men)
1921	Duke Slater, T	(Eck, R)
	Aubrey Devine, QB*	(C, FW, Eck)
	Gordon Locke, FB	(R)
1922	Gordon Locke, FB*	(C, Eck, R)
1925	Dick Romey, E	(LM)
1926	Emerson Nelson, T	(NYS)
1928	Peter Westra, T	(F, NEA)
1929	Willis Glassgow, HB	(GR, NEA, FA, NYS, CP)
1933	Francis Schammel, G	(AP, UP, NANA)
1935	Ozzie Simmons, HB	(TSN)
1939	Nile Kinnick, TB*	(Col, AP, UP, INS, NYS, NEA, H, A-AB, CP, NYDN, TSN)
1940	Mike Enich, T	(NYN, TSN)
1953	Jerry Hilgenberg, C	(L, FBW)
	Cal Jones, G	(NBC)
1954	Cal Jones, G*	(ABC, L, TSN, AAB, UP, Jet, NEA, CP, CBS, FBW, NYN, A-P, MP, PSN, G-R, WR)
1955	Cal Jones, G*	(UP, TSN, L, NYN, Jet, WR, FBW, A-AB)
1956	Alex Karras, T	(AP, H, L, NBC, FBW, CP)
	Ken Ploen, QB	(NBC, ABC, FL)
1957	Alex Karras, T*	(AP, UP, INS, L, H, NEA, NBC, TSN, FBW, A-P, CP)
	Jim Gibbons, E	(UP, H, TSN, T, L, FBW, NYDN)
1958	Randy Duncan, QB*	(AP, UPI, NEA, TSN, L, FBW, Helms, NYDN, FBC)
	Curt Merz, E	(L, NBC, FBW)
1959	Don Norton, E	(L, NBC, FBW)
1960	Larry Ferguson, HB	(L, FBW)
	Mark Manders, G	(L, FBW, NYN, TSN)
1961	Bill VanBuren	(TSN)
1963	Mike Reilly, G	(L, FBW)
1964	Karl Noonan, E	(NEA, FD)
1965	John Niland, G	(TSN, Time)
	Dave Long, DE	(NYN)
1971	Craig Clemons, CB	(NEA, TSN, Time)
1975	Rod Walters, T	(TSN, Time, NEA)
	Joe Devlin, G	(TSN, Time)
1979	Dennis Mosley, RB	(CF)
1981	Andre Tippett, DE*	(AP, UPI, FBW, FN, WTBS)
	Reggie Roby, P*	(AP, UPI, FN, WC, WTBS)
1982	Reggie Roby, P	(WC)
1984	Jon Hayes, TE	(G)
	Larry Station, LB*	(AP, UPI, WC, K)
1985	Ronnie Harmon, RB	(FN, Miz)
	Chuck Long, QB*	(AP, UPI, FN, FBW, K, Merc, WC, TSN, S-H, G, Miz)
	Larry Station, LB*	(AP, UPI, FN, FBW, K, Merc, WC, S-H, Miz)
1986	Dave Croston, OT	(FBW, TSN, CPN)

Year	Player, Position	Teams
1988	Marv Cook, TE*	(UPI, K, FN, G, CT)
	Dave Haight, NG	(WC, FN)
1990	Merton Hanks, DB	(NEA)
1991	Leroy Smith, DE*	(AP, K)
1992	Mike Devlin, C	(K, FBW)
1996	Tim Dwight, WR	(FBW)
1997	Tim Dwight, WR*	(AP, TSN, FBW, FBC)
1998	Jared DeVries, DT*	(FBC, TSN, WC)
2002	Brad Banks, QB	(WC)
	Dallas Clark, TE*	(FBW, FBC, WC, AP, TSN, ESPN, CNNSI)
	Nate Kaeding, PK	(FBW, TSN, CNNSI, ESPN)
	Bruce Nelson, C	(FBW, CNNSI)
	Eric Steinbach, OG*	(FBC, WC, AP, TSN, ESPN)
2003	Robert Gallery, OT*	(AP, WC, FBC, FWAA, TSN, ESPN)
	Nate Kaeding, PK*	(AP, CFN, FBC, ESPN)
2008	Shonn Greene, RB*	(AP, ESPN, FWAA, WC, TSN)
2009	Pat Angerer, LB	(FWAA, CFN)
	Bryan Bulaga, OL	(TSN)
2010	Adrian Clayborn, DE*	(AFCA, WC)
2011	Riley Reiff, OL	(PFW)
2014	Brandon Scherff, OL*	(AFCA, FWAA, AP, WC, TSN, CNNSI, PS, USA, CBS, Scout, CSM)
2015	Desmond King, DB *	(WC, AP, AFCA, FWAA, TSN, ESPN, ATH, USA, SI, PFF, PS, CSM)
2016	Desmond King, DB	(ATH, CSM, PFF, SI, USA)

* - - Indicates consensus all-American

Year	Player, Position	Teams
1912	James Trickey, T	(C)
1916	Fred Becker, T	(n/a)
1919	Duke Slater, T	(C, Eck)
1920	Lester Belding, E	(Eck)
1921	Gordon Locke, FB	(Eck)
	Duke Slater, T	(C, FW)
1922	Max Kadesky, E	(C)
1924	John Hancock, T	(BE)
1925	Dick Romey, E	(GR)
1926	Emerson Nelson, T	(BE, AP)
1928	Willis Glassgow, HB	(CP, NANA)
	Peter Westra, T	(NYS, NANA)
1929	Willis Glassgow, HB	(UP)
1933	Joe Laws, QB	(Col, NANA)
	Francis Schammel, G	(H)
1934	Ozzie Simmons, HB	(INS, NANA)
1935	Ozzie Simmons, HB	(NEA, NANA, AP)
1939	Erwin Prasse, E	(UP)
1940	Mike Enich, T	(UP)
1948	William Kay, T	(AP)
1951	Bill Reichardt, FB	(A-P)
1953	Jerry Hilgenberg, C	(AP)
1954	Cal Jones, G	(AP)
1955	Cal Jones, G	(NEA, AP)
1956	Alex Karras, T	(UP, NEA)
	Ken Ploen, QB	(AP)
	Frank Gilliam, E	(NEA)
	Donald Suchy, C	(CP, INS)
1957	Jim Gibbons, E	(CP)
1959	Don Norton, E	(TSN, NEA)
1960	Mark Manders, G	(AP, FBC, ABC)
	Wilburn Hollis, QB	(ABC)
1963	Mike Reilly, G	(AP)
1964	John Niland, G	(NEA)
	Karl Noonan, E	(AP)
1965	John Niland, G	(AP)
1971	Craig Clemons, CB	(CP, US)
1979	Dennis Mosley, RB	(UPI)
1980	John Harty, DT	(UPI, NEA)
1981	Andre Tippett, DE	(NEA)
	Pat Dean, NG	(UPI)
1982	Reggie Roby, P	(UPI, NEA)
	Mark Bortz, DT	(UPI)
1983	Larry Station, LB	(FN)
	Joel Hilgenberg, C	(TSN)
1984	Ronnie Harmon, RB	(TSN)
1986	Dave Croston, OT	(UPI, G)
1987	Dave Haight, NG	(TSN)
1988	Marv Cook, TE	(AP)
1990	Nick Bell, RB	(FN)
1991	Leroy Smith, DE	(FN)
1996	Tim Dwight, WR	(TSN)
1997	Tavian Banks, RB	(FN)
1997	Jared DeVries, DT	(AP, FN)

Year	Player, Position	Teams
1998	Jared DeVries, DT	(AP)
2002	Brad Banks, QB	(AP, TSN, CNNSI)
	Nate Kaeding, PK	(AP)
	Eric Steinbach, OG	(CNNSI)
	Colin Cole, DT	(TSN, CNNSI)
2003	Bob Sanders, SS	(AP)
2004	Chad Greenway, LB	(CNNSI)
	Matt Roth, DE	(AP, WC)
2005	Chad Greenway, LB	(AP, WC, CNNSI)
2008	Mitch King, DT	(AP, WC, ESPN. com)
	Seth Olsen, OT	(TSN)
2009	Pat Angerer, LB	(AP, WC)
	Bryan Bulaga, OL	(AP, WC)
2013	Brandon Scherff, OL	(FWAA, PS)
2016	Desmond King, DB	(AP, FWAA, PS, SB, WC)

AWARDS KEY

A-AB -- All American Board; ABC -- television; AFCA -- American Football Coaches Association; AP -- Associated Press; A-P -- All Players; ATH - Athlon Sports; BE -- Billy Evans; CBS -- radio; CF -- Citizen's Foundation; CFN -- College Football News; Col Colliers; CNNSI -- Sports Illustrated; CP -- Central Press; CPN -- College & Pro Newsweekly; CSM -- College Sports Madness; CT -- Chicago Tribune; Eck -- Eckersall; ESPN; F -- Farrell; FA -- Football Annual; FBC -- Football Coaches; FD -- Football Digest; FL -- Frank Leahy; FN -- Football News; FW -- Football World; FWAA -- Football Writers Association of America; G -- Gannett; GR -- Grantland Rice; G-R -- Gridiron Record; H -- Hearst; Helms -- Helms Foundation; INS -- International News Service; Jet -- Jet Magazine; K -- Kodak; L -- Look; LM -- Liberty Magazine; Men -- Frank Menke Syndicate; Merc -- Mercedes; Miz -- Mizlou; MP -- Metropolitan Papers; NBC -- television; NANA -- North American Newspaper Alliance; NEA -- News Enterprise Association; NYDN -- New York Daily News; NYN -- New York News; NYS -- New York Sun; PFW -- Pro Football Weekly; PS -- Phil Steele Publications; PFF -- ProFootballFocus.com; PSN -- Pitts Smith News; R -- Reed; SB -- SB Nation; Scout -- Scout.com; SI - Sports Illustrated.com; S-H -- Scripps Howard; T -- Today; Time -- Time Magazine; TSN -- The Sporting News; UP -- United Press; UPI -- United Press International; US -- Universal Sports; USA -- USA Today; WC -- Walter Camp; WR -- Williamson Rating, WTBS -- television.

Academic All-Americans

Year	Name, Position
1952	Bill Fenton, E *
1953	Bill Fenton, E *
	Jerry Hilgenberg, C
1971	Dave Triplett, RB #
1974	Bob Elliott, DB #
1975	Bob Elliott, DB *
1983	Larry Station, LB #
1985	Larry Station, LB *
1987	Chuck Hartlieb, QB #
1992	Jason Olejniczak, DB #
1993	Jason Olejniczak, DB
1997	Matt Reischl, OL #
1999	Aaron Kampman, DL
	Thad Sheldon, OL
	Rob Thein, RB
2000	Aaron Kampman, DL #
	Andrew Lightfoot, OL
2001	Aaron Kampman, DL *
	Andrew Lightfoot, OL
2002	Jared Clauss, DL
	Nate Kaeding, PK #
	Andrew Lightfoot, OL
2003	Jared Clauss, DL
	Nate Kaeding, PK
2004	Kody Asmus, OL
	Mike Elgin, OL
	Sean Considine, DB
2005	Mike Elgin, OL *
	Andy Fenstermaker, P
	Mike Klinkenborg, LB
	Adam Shada, DB
2006	Mike Elgin, OL *
	Mike Klinkenborg, LB *
	Adam Shada, DB *
2007	Mike Klinkenborg, LB *
	Anton Narinskiy, DL
	Adam Shada, DB *
2008	Rob Bruggeman, OL
	Anton Narinskiy, DL
	Julian Vandervelde, OL
2009	Julian Vandervelde, OL
2010	Tyler Nielsen, LB
	Jeff Tarpinian, LB
	Julian Vandervelde, OL
2011	Steve Bigach, DL
	Tyler Nielsen, LB
	James Vandenberg, QB
2012	Steve Bigach, DL
	James Morris, LB
	James Vandenberg, QB
2013	James Morris, LB *
	Jake Rudock, QB
	Brett Van Sloten, OL
2014	Jordan Lomax, DB
	Mark Weisman, RB #
2015	Jordan Lomax, DB #

* -- First Team honorees
 # -- Second Team honorees
 Includes all-district selections

Academic All-Big Ten

Year	Name, Position	Year	Name, Position
1953	Bill Fenton, E	1987	Marv Cook, TE
	Jerry Hilgenberg, C		Mike Flagg, TE
1954	Warren Lawson, C		Chuck Hartlieb, QB
1955	Dick Deasy, T		J. J. Puk, LB
1956	Frank Bloomquist, G		Herb Wester, OL
1966	Bob Gibbs, HB	1988	Mike Ertz, OL
	Tony Williams, HB		Greg Fedders, OL
1967	Tony Williams, HB		Chuck Hartlieb, QB
1968	Ray Manning, E	1989	Mike Ertz, OL
1969	Ray Manning, E	1990	Mike Dailey, LB
	Steve Penney, R		Teddy Jo Faley, LB
	Kerry Reardon, WB		Jim Hartlieb, QB
1970	Ray Manning, E		Mike Martens, WR
	Kerry Reardon, WB		Jason Olejniczak, DB
1971	Dave Triplett, SE		Matt Whitaker, TE
1974	Dave Bryant, NG	1991	Mike Dailey, LB
	Bob Elliott, DB		Teddy Jo Faley, LB
	Jim Hilgenberg, C		Jim Hartlieb, QB
	Brandt Yocum, TE		Mike Martens, WR
1975	Dennis Armington, LB		Jason Olejniczak, DB
	Bob Elliott, DB		Matt Whitaker, TE
	Jim Hilgenberg, C	1992	Jim Hartlieb, QB
	Nick Quartaro, PK		Jason Olejniczak, DB
	Brandt Yocum, TE		Matt Whitaker, TE
1976	Rod Sears, DB	1993	Jeff Andrews, DE
1978	Greg Gilbaugh, OG		Matt Eyde, QB
	Tim Gutshall, LB		Jason Olejniczak, DB
	Mario Pace, DB	1994	Eric Hilgenberg, DE
1980	Dave Mayhan, OG		Josh McKillip, FB
	Brad Webb, DE		Jeff Westhoff, LB
1981	Dave Mayhan, OG	1995	Trevor Bollers, FB
	Brad Webb, DE		Michael Burger, TE
1983	Dave Chambers, DB		Aaron Granquist, FB
1984	Bill Happel, WR		Kory Hauser, QB
	Larry Station, LB		Eric Hilgenberg, DE
1985	Mike Flagg, TE		Matt Hughes, LB
	Bill Happel, WR		Aron Klein, DL
	Rob Houghtlin, PK		Matt Reischl, OL
	Larry Station, LB		Todd Romano, PK
1986	Dave Croston, OL		Derek Rose, OL
	Mike Flagg, TE		Ted Serama, OL
	J. J. Puk, LB		Jeff Westhoff, LB
	Mark Vlastic, QB		John Wilder, OL
			Chris Zdzienicki, DL

Year	Name, Position
1996	Trevor Bollers, FB
	Michael Burger, FB
	Bill Ennis-Inge, DE
	Aaron Granquist, FB
	Matt Hughes, LB
	Aron Klein, DL
	Matt Reischl, OL
	Derek Rose, OL
	Ted Serama, OL
	Rob Thein, RB
1997	Plez Atkins, DB
	Trevor Bollers, FB
	Michael Burger, FB
	Matt Hughes, LB
	Aron Klein, DL
	Matt Reischl, OL
	Derek Rose, OL
	Rob Thein, RB
1998	Jay Bickford, OL
	Michael Burger, FB
	Mike Dolezal, LB
	Ryan Hansen, DB
	Matt Hughes, LB
	Kevin Kasper, WR
	Aron Klein, DL
	Kyle McCann, QB
	Roger Meyer, LB
	Matt Reischl, OL
	Derek Rose, OL
	Thad Sheldon, DL
	Joe Slattery, DB
	Matt Stockdale, DB
	Rob Thein, RB
1999	Ryan Barton, WR
	Jay Bickford, OL
	A. J. Blazek, OL
	Jay Dittman, DL
	Mike Dolezal, LB
	Ryan Hansen, DB
	Aaron Kampman, LB
	Kevin Kasper, WR
	Roger Meyer, LB
	Thad Sheldon, DL
	Joe Slattery, DB
	Matt Stockdale, DB
	Rob Thein, RB
2000	Ryan Barton, WR
	A. J. Blazek, OL
	Jared Clauss, DL
	Mike Dolezal, LB
	Ryan Hansen, DB
	Aaron Kampman, DL
	Kevin Kasper, WR
	Andrew Lightfoot, OL
	Roger Meyer, LB
	Bruce Nelson, C
	Matt Stockdale, DB
	Pete Traynor, OL
	Tony Burrier, LB

National Football Foundation Scholar-Athletes

Year	Name, Position
1968	John Charles Hendricks
1975	Bob Elliott
1987	Mike Flagg
1998	Derek Rose
2007	Mike Klinkenborg
2013	James Morris

Year Name, Position
2001 Jeremy Allen, FB
 Tony Burrier, LB
 Jared Clauss, DL
 Sean Considine, DB
 Mike Dolezal, LB
 Robert Gallery, OT
 Erik Jensen, TE
 Nate Kaeding, PK
 Aaron Kampman, DL
 Andrew Lightfoot, OL
 Kyle McCann, QB
 Roger Meyer, LB
 Bruce Nelson, C
 Matt Stockdale, DB
2002 Tony Burrier, LB
 Jared Clauss, DL
 Sean Considine, DB
 Adam Densmore, OL
 Robert Gallery, OT
 Erik Jensen, TE
 Nate Kaeding, PK
 Will Lack, OL
 Andrew Lightfoot, OL
 John Mickelson, OL
 John Morscheiser, DL
 Bruce Nelson, C
 Pete Traynor, OL
2003 Kody Asmus, LS
 Nathan Chandler, QB
 Jared Clauss, DL
 Sean Considine, DB
 Brian Ferentz, OL
 Robert Gallery, OT
 Jacob Gancarczyk, LB
 Erik Jensen, TE
 Nate Kaeding, PK
 Ryan Majerus, TE
 Matt Melloy, WR
 Tom Revak, LB
2004 Kody Asmus, LS
 C. J. Barkema, TE
 Sean Considine, DB
 Mike Elgin, C
 Mike Humpal, LB
 Ryan Majerus, TE
 Matt Melloy, WR
 Alex Willcox, DL
2005 C. J. Barkema, TE
 Andrew Becker, DB
 Bret Chinander, LB
 Mike Elgin, OG
 Andy Fenstermaker, P
 Mike Humpal, LB
 Mike Klinkenborg, LB
 Matt Kroul, DL
 Ryan Majerus, TE
 Matt Melloy, WR
 Daniel Olszta, LS
 Cy Phillips, QB
 Kevin Sherlock, FB
 Adam Shada, DB
 Paul Wilson, FB

Year Name, Position
2006 Mike Elgin, OG
 Andy Fenstermaker, P
 Mike Humpal, LB
 Mike Klinkenborg, LB
 Matt Kroul, DL
 Ryan Majerus, TE
 Daniel Olszta, LS
 Adam Shada, DB
2007 Rob Bruggeman, OL
 A. J. Edds, LB
 Bryon Gattas, LB
 Brett Greenwood, DB
 Mike Humpal, LB
 Mike Klinkenborg, LB
 Matt Kroul, DL
 Bryan Mattison, DE
 Gavin McGrath, LB
 Brett Morse, FB
 Jayme Murphy, DB
 Daniel Murray, PK
 Anton Narinskiy, DL
 Daniel Olszta, LS
 Michael Sabers, TE
 Adam Shada, DB
 Jeff Tarpinian, LB
 Julian Vandervelde, OL
2008 Wes Aeschliman, OL
 Rob Bruggeman, OL
 A. J. Edds, LB
 Matt Kroul, DT
 Nick Kuchel, WR
 Gavin McGrath, LB
 Brett Morse, FB
 Jayme Murphy, RB
 Daniel Murray, PK
 Anton Narinskiy, DL
 Tyler Nielsen, LB
 Seth Olsen, OL
 Michael Sabers, TE
 Andy Schulze, LS
 Jeff Tarpinian, LB
 Julian Vandervelde, OL
2009 A. J. Edds, LB
 Josh Koeppel, OL
 Nick Kuchel, WR
 Travis Meade, DL
 Brett Morse, FB
 Jayme Murphy, RB
 Daniel Murray, PK
 Tyler Nielsen, LB
 Jack Swanson, DB
 Jeff Tarpinian, LB
 James Vandenberg, QB
 Julian Vandervelde, OL
 Jason White, DB

Year Name, Position
2010 Steve Bigach, DL
 Justin Greiner, DB
 Josh Koeppel, OL
 Nick Kuchel, WR
 Nolan MacMillan, OL
 Brett Morse, FB
 Daniel Murray, PK
 Tyler Nielsen, LB
 Ross Petersen, LB
 Colin Sandeman, WR
 Jack Swanson, DB
 Jeff Tarpinian, LB
 Brett Van Sloten, OL
 James Vandenberg, QB
 Julian Vandervelde, OL
 Jason White, DB
2011 Steve Bigach, DL
 Eric Guthrie, P
 Casey Kreiter, LS
 James Morris, LB
 Nick Nielsen, WR
 Tyler Nielsen, LB
 Woody Orne, OL
 Terrance Pryor, LB
 Steven Staggs, WR
 Kyle Steinbrecher, DB
 Jack Swanson, DB
 Brett Van Sloten, OL
 James Vandenberg, QB
 Jason White, RB
2012 Quinton Alston, LB
 Steve Bigach, DL
 Marcus Collins, LB
 Cole Fisher, OLB
 Casey Kreiter, LS
 James Morris, LB
 Nick Nielsen, WR
 Travis Perry, LB
 Don Shumpert, WR
 Steven Staggs, WR
 Jack Swanson, DB
 Louis Trinca-Pasat, DL
 Brett Van Sloten, OL
 James Vandenberg, QB
 Mark Weisman, FB
2013 Conor Boffeli, OL
 Cole Fisher, LB
 George Kittle, TE
 Casey Kreiter, LS
 Jordan Lomax, DB
 Nolan MacMillan, OL
 Riley McCarron, WR
 James Morris, LB
 Drew Ott, DL
 Travis Perry, LB
 Jake Rudock, QB
 Don Shumpert, WR
 Louis Trinca-Pasat, DL
 Brett Van Sloten, OL
 Mark Weisman, RB

Year Name, Position
2014 Nathan Bazata, DL
 Ike Boettger, OL
 Jake Duzey, TE
 Cole Fisher, LB
 George Kittle, TE
 Jordan Lomax, DB
 Riley McCarron, WR
 Drew Ott, DL
 Travis Perry, LB
 Macon Plewa, FB
 Jake Rudock, QB
 Louis Trinca-Pasat, DL
 Matt Vandenberg, WR
 Ryan Ward, OL
 Mark Weisman, RB
2015 Nathan Bazata, DL
 Adam Cox, FB
 Jake Duzey, TE
 Cole Fisher, LB
 Parker Hesse, DE
 Josey Jewell, LB
 George Kittle, TE
 Jordan Lomax, DB
 Riley McCarron, WR
 Matt Nelson, DE
 Drew Ott, DL
 Travis Perry, LB
 Macon Plewa, FB
 Brandon Snyder, DB
 Matt Vandenberg, WR
 Kevin Ward, DB
2016 Nathan Bazata, DL
 C.J. Beathard, QB
 Jake Gervase, DB
 Parker Hesse, DE
 Garret Jansen, DL
 Josey Jewell, LB
 George Kittle, TE
 Drake Kulick, FB
 Riley McCarron, WR
 Anthony Nelson, DE
 Matt Nelson, DE
 Ben Niemann, LB
 Levi Paulsen, OL
 Peter Pekar, TE
 Miguel Recinos, K
 Brady Ross, FB
 Brandon Snyder, DB
 Nate Vejvoda, TE
 Kevin Ward, LB
 Ryan Ward, OL
 Sean Welsh, OL



Year Name, Position
1900 Clyde Williams, QB
 Joe Warner, T
1912 James Trickey, T
1913 Ralph McGinnis, FB
1916 Fred Becker, T
1918 Harry Hunzelman, G
 Ronald Reed, E
1919 Fred Slater, T
 Fred Lohman, FB
 Lester Belding, E
 Aubrey Devine, QB
1920 Fred Slater, T
 Aubrey Devine, QB
 Lester Belding, E
1921 Fred Slater, T
 Aubrey Devine, QB
 Gordon Locke, FB
 Lester Belding, E
 John Heldt, C
 Chester Mead, G
 Max Kadesky, E
1922 Gordon Locke, FB
 Paul Minick, G
 George Thompson, T
1923 Lowell Otte, E
1924 Lowell Otte, E
 John Hancock, T
 Leland Parkin, QB
 William Fleckenstein, G
1925 Richard Romey, E
1926 Emerson Nelson, T
1927 Emerson Nelson, T
1928 Peter Westra, T
 Richard Brown, C
 Fred Roberts, G
 Willis Glassgow, HB
1929 Fred Roberts, G
 Willis Glassgow, HB
1933 Joe Laws, QB
 Francis Schammel, G
1934 Ozzie Simmons, HB
1935 Ozzie Simmons, HB
1937 Nile Kinnick, TB
 Robert Lannon, E
1938 Erwin Prasse, E
1939 Erwin Prasse, E
 Nile Kinnick, HB
 Mike Enich, T
1940 Mike Enich, T
1942 Tom Farmer, QB
1946 Earl Banks, G
 Dick Hoerner, FB
1948 William Kay, T
1950 Bill Reichardt, FB
1951 Bill Reichardt, FB
1952 Bill Fenton, E
1953 Cal Jones, G
 Jerry Hilgenberg, C
1954 Cal Jones, G
1955 Cal Jones, G
 Eddie Vincent, HB
1956 Alex Karras, T
 Ken Ploen, QB
 Donald Suchy, C
 Frank Gilliam, E

Year Name, Position
1957 Alex Karras, T
 Jim Gibbons, E
 Frank Bloomquist, G
 Randy Duncan, QB
1958 Randy Duncan, QB
 Willie Fleming, HB
1959 Don Norton, E
 Bill Lapham, C
 Bob Jeter, HB
1960 Mark Manders, G
 Larry Ferguson, HB
 Wilburn Hollis, QB
1962 Larry Ferguson, HB
1963 Mike Reilly, G
 Wally Hilgenberg, G
1964 Gary Snook, QB
 Karl Noonan, E
1965 John Niland, G
1968 Ed Podolak, TB
 Jon Meskimen, G
1969 Jon Meskimen, G
1971 Craig Clemons, CB
1973 Brian Rollins, SE
1974 Earl Douthitt, DB
1975 Rod Walters, T
 Joe Devlin, G
1977 Tom Rusk, LB
1979 Dennis Mosley, RB
 Leven Weiss, LB
 Jay Hilgenberg, C
1980 Andre Tippett, DE
1981 Mark Bortz, DT
 Mel Cole, LB
 Pat Dean, NG
 Ron Hallstrom, OT
 Reggie Roby, P
 Andre Tippett, DE
 Lou King, CB
1982 Mark Bortz, DT
 Reggie Roby, P
 Bobby Stoops, DB
1983 John Alt, OT
 Paul Hufford, DT
 Chuck Long, QB
 Dave Moritz, WR
 Larry Station, LB
 Mike Stoops, DB
1984 Ronnie Harmon, RB
 Paul Hufford, DT
 George Little, DT
 Chuck Long, QB
 Devon Mitchell, DB
 Larry Station, LB
 Mike Stoops, DB
1985 Jeff Drost, DT
 Mike Haight, OT
 Ronnie Harmon, RB
 Rob Houghtlin, K
 Chuck Long, QB
 Jay Norvell, DB
 Hap Peterson, NG
 Larry Station, LB
1986 Rick Bayless, RB
 Dave Croston, OT
 Jeff Drost, DT
 Dave Haight, NG
 Bob Kratch, OG

Year Name, Position
1987 Kerry Burt, DB
 Marv Cook, TE
 Quinn Early, WR
 Dave Haight, NG
 Chuck Hartlieb, QB
 Rob Houghtlin, K
1988 Marv Cook, TE
 Dave Haight, NG
 Deven Harberts, WR
 Chuck Hartlieb, QB
 Bob Kratch, OT
 Joe Mott, DE
 Brad Quast, LB
1989 Jim Johnson, DL
 Brad Quast, LB
1990 Nick Bell, RB
 Melvin Foster, LB
 Merton Hanks, DB
 Jim Johnson, DT
 Matt Rodgers, QB
 Matt Ruhland, DT
 Michael Titley, TE
1991 Rob Baxley, OT
 John Derby, LB
 Mike Devlin, C
 Ron Geater, DT
 Danan Hughes, WR
 Matt Rodgers, QB
 Mike Saunders, RB
 Leroy Smith, DE
1992 Alan Cross, TE
 Scott Davis, OT
 Mike Devlin, C
 Carlos James, DB
 Mike Wells, DT
1993 Mike Wells, DT
1995 Nick Gallery, P
1996 Jared DeVries, DT
 Nick Gallery, P
 Damien Robinson, DB
 Sedrick Shaw, RB
 Ross Verba, OT
1997 Tavian Banks, RB
 Jared DeVries, DL
 Tim Dwight, WR/KR
 Mike Goff, OL
1998 Jared DeVries, DT
2001 Aaron Kampman, DL
 Bob Sanders, DB
 Eric Steinbach, OL
2002 Brad Banks, QB
 Fred Barr, LB
 Dallas Clark, TE
 Colin Cole, DT
 Robert Gallery, OT
 Howard Hodges, DE
 Nate Kaeding, PK
 Bruce Nelson, C
 Fred Russell, RB
 Bob Sanders, SS
 Eric Steinbach, OG
2003 Robert Gallery, OT
 Abdul Hodge, LB
 Nate Kaeding, PK
 Matt Roth, DE
 Bob Sanders, DB

Year Name, Position
2004 Matt Roth, DE
 Chad Greenway, LB
 Drew Tate, QB
 Abdul Hodge, LB
 Jonathan Babineaux, DL
2005 Chad Greenway, LB
 Kenny Iwebema, DL
 Jovon Johnson, DB
2006 Mike Jones, OL
2007 Mitch King, DT
2008 Shonn Greene, RB
 Mitch King, DT
 Brandon Myers, TE
 Seth Olsen, OL
2009 Pat Angerer, LB
 Bryan Bulaga, OL
 Adrian Clayborn, DL
 Tony Moeaki, TE
 Dace Richardson, OL
 Tyler Sash, DB
 Amari Spivey, DB
2010 Adrian Clayborn, DL
 Derrell Johnson-Koulianos, WR
 Shaun Prater, DB
 Tyler Sash, DB
2011 Marvin McNutt, Jr., WR
 Shaun Prater, DB
 Riley Reiff, OL
2012 Micah Hyde, DB
2013 C.J. Fiedorowicz, TE
 B.J. Lowery, DB
 Brandon Scherff, OL
2014 Brandon Scherff, OL
2015 Desmond King, DB
 Jordan Walsh, OL
2016 Jaleel Johnson, DL
 Desmond King, DB

**Second Team
All-Big Ten**

Year	Name, Position
1948	Bob McKenzie, E
1949	Jack Dittmer, E
1953	Bill Fenton, E
1954	Frank Gilliam, E
	John Hall, T
	Earl Smith, B
	Eddie Vincent, B
1955	Eddie Vincent, B
1957	Robert Cummings, G
	Richard Klein, T
1958	Gary Grouwinkler, G
	Ray Jauch, HB
	Curt Merz, E
1959	Bill Lapham, C
	Ray Jauch, HB
1960	Sherwyn Thorson, G
1961	Bill Van Buren, C
	Al Hinton, T
	Sherwyn Thorson, G
	Cloyd Webb, E
1962	Earl McQuiston, G
1963	Paul Krause, HB
	Cloyd Webb, E
1964	John Niland, OG
1965	Bill Briggs, DT
	Dan Hilsabeck, LB
1966	Dick Gibbs, DB
	Dave Moreland, LB
1967	Al Bream, E
	Silas McKinnie, FB
	Steve Wilson, DB
1968	Al Bream, E
	Steve Wilson, DB
1969	Craig Clemons, DB
	Larry Ely, LB
	Ray Manning, E
	Layne McDowell, DT
1970	Craig Clemons, DB
	Layne McDowell, DT
	Levi Mitchell, HB
	John Muller, OT
1971	John Muller, OT
1972	John Muller, OT
	Earl Douthitt
	Andre Jackson, LB
	Rick Penny, DB
1973	Earl Douthitt, DB
1974	Joe Devlin, OG
	Lynn Heil, E
1975	Dave Bryant, MG
	Andre Jackson, LB
	Brandt Yocum, E
1976	Tom Rusk, LB
1977	John Harty, DT
	Tom Rusk, LB
1978	Tom Rusk, LB
	Brad Reid, WR
	John Harty, DT
1979	John Harty, DT
	Reggie Roby, P
1980	Keith Chapelle, WR
	Pat Dean, MG
	Jay Hilgenberg, C
	Andre Tippet, E
1981	Todd Simonsen, LB

Year	Name, Position
1982	John Alt, OT
	Joel Hilgenberg, C
	Brett Miller, OT
	Eddie Phillips, RB
	Larry Station, LB
1983	Joel Hilgenberg, C
	Joe Levelis, OG
	Tony Wanckett, DL
1984	Owen Gill, RB
	Jonathon Hayes, TE
	Mike Haight, OT
	Keith Hunterm DB
	Kevin Spitzig, LB
1985	Mike Flagg, TE
	Bill Happel, WR
	Tom Humphrey, OG
	Devon Mitchell, DB
1986	Mike Flagg, TE
	Rob Houghtlin, PK
1987	Dick Sistrunk, DB
1988	Jeff Koeppel, OLB
1989	Jeff Koeppel, OLB
	Bill Anderson, OG
	Merton Hanks, DB
	Matt Ruhland, DL
1990	Rob Baxley, OT
	Nick Bell, RB
	John Derby, LB
	Mike Devlin, C
	Matt Ruhland, DL
	Mike Titley, TE
1991	Rob Baxley, OT
	John Derby, LB
	Alan Cross, TE
	Ron Geater, DL
	Mike Devlin, C
	Matt Rodgers, QB
1992	Mike Devlin, C
	Alan Cross, TE
	Scott Davis, OT
	Mike Ferroni, OG
	Danan Hughes, WR
	Carlos James, DB
1993	Larry Blue, DE
	Nick Gallery, P
	Matt Purdy, G
	Mike Wells, DL
1994	Matt Purdy, G
	Parker Wildeman, DL
1995	Matt Purdy, G
	Bobby Diaco, LB
	Scott Slutzker, TE
1996	Jared DeVries, DL
	Tim Dwight, WR
	Tom Knight, DB
	Damien Robinson, DB
	Matt Sherman, QB
1997	Tim Dwight, WR
	Plez Atkins, DB
	Derek Rose, C
1998	Eric Thigpen, DB
1999	Ladell Betts, RB
	Matt Bowen, DB
2000	Ladell Betts, RB
	Kevin Kasper, WR

Year	Name, Position
2001	Ladell Betts, RB
	Aaron Kampman, DL
	David Porter, OT
	Bob Sanders, DB
	Eric Steinbach, OG
2002	David Porter, OT
	Fred Barr, LB
	Howard Hodges, DL
	Nate Kaeding, K
	Derek Pagel, DB
	Fred Russel, RB
	Grant Steen, LB
2003	Howard Hodges, DL
	Fred Russel, RB
	Chad Greenway, LB
	Abdul Hodge, LB
2004	Abdul Hodge, LB
	Jonathon Babineaux, DL
	Clinton Soloman, WR
	Drew Tate, QB
2005	Abdul Hodge, LB
	Jovon Johnson, DB
	Kyle Schlicher, K
	Albert Young, RB
2006	Scott Chandler, TE
	Mike Jones, OG
	Mike Klinkenborg, LB
	Marcus Paschal, DB
	Marshal Yanda, OT
2007	Charles Godfrey, DB
	Mike Humpal, LB
	Mitch King, DL
	Bryan Mattison, DL
2008	Pat Angerer, LB
	Rob Bruggeman, OL
	Bryan Bulaga, OL
	Kyle Calloway, OL
	Ryan Donahue, P
	Matt Kroul, DL
	Brandon Myers, TE
	Amari Speivey, DB
2009	Kyle Calloway, OL
	Ryan Donahue, P
	A. J. Edds, LB
	Rafael Eubanks, OL
	Brett Greenwood, DB
	Derrell Johnson-Koulianos, WR
	Tony Moeaki, TE
	Dace Richardson, OL
	Amari Spievey, DB

Year	Name, Position
2010	Brett Greenwood, DB
	Jeremiha Hunter, LB
	Marvin McNutt, Jr., WR
	Riley Reiff, OL
	Allen Reisner, TE
	Karl Klug, DT
	Julian Vandervelde, OL
2011	Broderick Binns, DL
	Marcus Coker, RB
	Mike Daniels, DL
	Adam Gettis, OL
	Micah Hyde, CB
2012	James Ferentz, OL
2013	Carl Davis, DL
	Anthony Hitchens, LB
	Mike Meyer, PK
	James Morris, LB
	Brett Van Sloten, OL
2014	Quinton Alston, LB
	Austin Blythe, OL
	Carl Davis, DL
	Drew Ott, DL
	Louis Trinca-Pasat, DL
2015	C.J. Beathard, QB
	Austin Blythe, OL
	Josey Jewell, LB
	Marshall Koehn, PK
2016	Josey Jewell, LB
	Jaleel Johnson, DL
	Desmond King, RS

**Third Team
All-Big Ten**

Year	Name, Position
2015	Jordan Canzeri, RB
	Jordan Lomax, DB
	Nate Meier, DE
2016	Ron Coluzzi, P
	Akrum Wadley, RB
	Sean Welsh, OL
	James Daniels, OL
	Cole Croston, OL

Note: Individual Big Ten award winners are listed on p. 172.

Year	Name, Position	Year	Name, Position	Year	Name, Position	Year	Name, Position
1889	Martin Sampson, HB	1919	Fred Lohman, FB	1957	Jim Gibbons, E	1978	Jon Lazar, FB Tom Rusk, LB Tim Gutshall, LB Dave Becker, DB
1890	Arthur Smith, QB	1920	William Kelly, QB	1958	John Nocera, FB	1979	Jim Molini, DE Mario Pace, DB Sam Palladino, OT Cedric Shaw, DB Jim Swift, TE
1891	Frank Pierce, QB	1921	Aubrey Devine, HB	1959	Don Norton, E Ray Jauch, HB	1980	Kent Ellis, DB John Harty, DT Dean McKillip, FB Matt Petrzelka, OT Bryan Skradis, DE Phil Suess, QB
1892	Allen Sanford, HB	1922	Gordon Locke, FB	1960	Jerry Mauren, HB	1981	Tracy Crocker, DB Pete Gales, QB Bruce Kittle, OT Andre Tippett, DE Brad Webb, DE
1893	Lloyd Elliott, FB	1923	Glenn Miller, HB	1961	Bill Van Buren, C Wilburn Hollis, QB	1982	Mark Bortz, DT Norm Granger, FB Mike Hufford, TE Brett Miller, OT Bobby Stoops, DB
1894	Prince Sawyer, QB	1924	Leland Parkin, QB	1962	Larry Ferguson, HB	1983	Norm Granger, FB Jon Roehlk, OG Dave Strobel, DE
1895	Kalita Leighton, G	1925	Harold Griffen, C	1963	Paul Krause, HB Wally Hilgenberg, G	1984	Owen Gill, RB Jonathan Hayes, TE Paul Hufford, DT Keith Hunter, DB Kevin Spitzig, LB
1896	Iver Iverson, C	1926	Paul Smith, E	1964	Tony Giacobazzi, E	1985	Mike Haight, OT Ronnie Harmon, RB Chuck Long, QB Hap Peterson, NG Larry Station, LB
1897	J. Walker, G	1927	Emerson Nelson, T	1965	Karl Noonan, FL	1986	Dave Croston, OT George Davis, LB Jeff Drost, DT Ken Sims, DB Mark Vlasic, QB
1898	Samuel Hobbs, FB	1928	Richard Brown, C	1966	Dick Gibbs, DB Dan Hilsabeck, LB	1987	Kerry Burt, DB Quinn Early, WR Mike Flagg, TE Dave Haight, NG J.J. Puk, LB Herb Wester, OT
1899	Moray Eby, T	1929	Willis Glassgow, HB	1967	Tony Williams, DB Silas McKinnie, TB		
1900	John Griffith, FB	1930	Grover Higdon, G	1968	Ed Podolak, TB Steve Wilson, DB		
1901	Clyde Williams, QB	1931	Oliver Sansen, FB	1969	Jon Meskimen, OL Larry Ely, LB		
1902	H.S. Hollenbeck, G	1932	Marcus Magnussen, C	1970	Ray Manning, TE Dan McDonald, LB		
1903	C.H. Coulthard, E	1933	Tom Moore, C	1971	Geoff Michelosen, OB Craig Clemons, DB		
1904	Nyle Jones, HB	1934	Russell Fisher, HB	1972	Craig Darling, OL Dave Harris, TB Dave Simms, LB		
1905	A.E. McGowan, FB	1935	Richard Crayne, FB	1973	Dan Dickel, DE Brian Rollins, SE Roger Jerrick, C		
1906	George Allen, HB	1936	John Hild, HB Ted Osmaloski, C	1974	Dan McCarney, OG Earl Douthitt, DB		
1907	R.A. White, E	1937	Homer Harris, E	1975	Andre Jackson, LB Brandt Yocom, TE		
1908	Charles Kirk, FB	1938	Jack Eicherly, HB	1976	Tom Grine, TE Jim Caldwell, DB		
1909	H.R. Gross, T	1939	Erwin Prasse, E	1977	Jim Hilgenberg, C Dean Moore, LB		
1910	M.W. Hyland, E	1940	Mike Enich, T				
1911	J.R. Murphy, FB HB	1941	William Diehl, C				
1912	Henry Hanson, G	1943	Robert Liddy, G William Barbour, E				
1913	Ralph McGinnis, FB	1952	Bill Fenton, E				
1914	A.H. Gunderson, E	1953	Andrew Hough, T				
1915	Irving Barron, T	1954	George Broeder, FB				
1916	Charles Laun, FB	1955	Calvin Jones, G				
1917	J.E. Davis, HB	1956	Richard Deasy, T Donald Suchy, C				
1918	Ronald Reed, E						

Year Name, Position
1988 Marv Cook, TE
 Dave Haight, NG
 Chuck Hartlieb, QB
 Bob Kratch, OT
 Jim Reilly, LB

1989 Bill Anderson, OL
 Richard Bass, FB
 Jeff Koeppel, DL
 Tom Poholsky, QB
 Brad Quast, LB
 Anthony Wright, DB

1990 Greg Aegerter, OL
 Merton Hanks, DB
 Jim Johnson, DL
 Tony Stewart, RB

1991 Rob Baxley, OL
 John Derby, LB
 Matt Rodgers, QB
 Leroy Smith, DE

1992 Mike Devlin, C
 Bret Bielema, DL

1993 Larry Blue, DE
 Paul Burmeister, QB
 Mike Wells, DT

1994 John Hartlieb, LB
 Harold Jasper, WR
 Ryan Terry, RB
 Parker Wildeman, DL

1995 Lloyd Bickham, DL
 Chris Jackson, DB
 Matt Purdy, OL
 Casey Wiegmann, OL

1996 Bill Ennis-Inge, DE
 Tom Knight, DB
 Sedrick Shaw, RB
 Ross Verba, OL

1997 Kerry Cooks, DB
 Tim Dwight, WR
 Jon LaFleur, DT
 Matt Sherman, QB

1998 Michael Burger, FB
 Jared DeVries, DT
 Matt Hughes, LB
 Derek Rose, OL

Year Name, Position
1999 Matt Bowen, DB
 Scott Pospisil, DL
 Randy Reiners, QB
 Travis Senters, LB
 Rob Thein, FB

2000 Jason Baker, P
 A.J. Blazek, OL
 Anthony Herron, DL
 Kevin Kasper, WR
 LeVar Woods, LB

2001 Ladell Betts, RB
 Aaron Kampman, DL
 Kyle McCann, QB
 Derek Pagel, DB
 Matt Stockdale, DB

2002 Brad Banks, QB
 Fred Barr, LB
 Colin Cole, DT
 Nate Kaeding, PK
 Bruce Nelson, C

2003 Robert Gallery, OT
 Howard Hodges, DE
 Nate Kaeding, PK
 Fred Russell, RB
 Bob Sanders, DB

2004 Jonathan Babineaux,
 DL
 Matt Roth, DE
 Ed Hinkel, WR
 Sean Considine, DB
 Pete McMahon, OL
 David Bradley, P

2005 Brian Ferentz, OL
 Ed Hinkel, WR
 Marcus Schnoor, RB
 Chad Greenway, LB
 Abdul Hodge, LB

2006 Marshal Yanda, OL
 Mike Elgin, OL
 Miguel Merrick, DB
 Mike Klinkenborg, LB
 Bryan Mattison, DE

2007 Tom Busch, FB
 Mike Humpal, LB
 Bryan Mattison, DE
 Daniel Olszta, OL
 Albert Young, RB

Year Name, Position
2008 Rob Bruggeman, OL
 Shonn Greene, RB
 Mitch King, DL
 Matt Kroul, DL
 Gavin McGrath, LB

2009 Pat Angerer, LB
 Adrian Clayborn, DE
 A.J. Edds, LB
 Tony Moeaki, TE
 Ricky Stanzi, QB

2010 Adrian Clayborn, DE
 Brett Greenwood, DB
 Karl Klug, DT
 Brett Morse, FB
 Ricky Stanzi, QB

2011 Mike Daniels, DL
 Eric Guthrie, P
 Marvin McNutt, Jr. WR
 Tyler Nielsen, LB
 James Vandenberg, QB

2012 James Ferentz, OL
 Christian Kirksey, LB
 Mike Meyer, PK
 James Morris, LB
 James Vandenberg, QB

2013 Christian Kirksey, LB
 Casey Kreiter, LS
 James Morris, LB
 Brett Van Sloten, OL
 Mark Weisman, RB

2014 Quinton Alston, LB
 Brandon Scherff, OL
 Louis Trinca-Pasat, DL
 Mark Weisman, RB

2015 C.J. Beathard, QB
 Austin Blythe, OL
 Josey Jewell, LB
 Jordan Lomax, DB
 Drew Ott, DE

2016 C.J. Beathard, QB
 LeShun Daniels, Jr., RB
 Josey Jewell, LB
 Desmond King, DB
 Ron Coluzzi, P



Year	Name, Position	Year	Name, Position	Year	Name, Position	Year	Name, Position
1924	Leland Parkin, QB	1970	Dave Clement, LB	1991	Rob Baxley, OL Gary Clark, DB Rod Davis, DL John Derby, LB Jon Filloon, WR Ron Geater, DT Eddie Polly, DB Matt Rodgers, QB Mike Saunders, RB Jeff Skillett, K Leroy Smith, DL Dave Turner, OL Brian Wise, DB	2005	Abdul Hodge, LB Chad Greenway, LB Ed Hinkel, WR Albert Young, RB
1925	Donald Graham, FB	1971	Craig Clemons, DB	1992	Mike Devlin, C Carlos James, DB Mike Wells, DT	2006	Mike Klinkenborg, LB Marshal Yanda, OL
1926	Nick Kutsch, HB	1972	Dan Dickel, DE	1993	Larry Blue, DE Paul Burmeister, QB Harold Jasper, WR Mike Wells, DT	2007	Mike Humpal, LB Albert Young, RB
1927	Emerson Nelson, T	1973	Brian Rollins, SE	1994	Kent Kahl, FB Marquis Porter, DB Parker Wildeman, DL	2008	* Shonn Greene, RB Mitch King, DT
1928	Willis Glassgow, HB	1974	Rob Fick, QB	1995	Bobby Diaco, LB Sedrick Shaw, RB Casey Wiegmann, C	2009	Pat Angerer, LB Ricky Stanzi, QB
1929	* Willis Glassgow, HB	1975	Andre Jackson, LB	1996	Tim Dwight, WR Damien Robinson, DB Sedrick Shaw, RB Ross Verba, OT	2010	Karl Klug, DL Ricky Stanzi, QB
1930	Oliver Sansen, FB	1976	Butch Caldwell, QB Tom Grine, TE	1997	Tavian Banks, RB Kerry Cooks, DB Jared DeVries, DL Tim Dwight, WR	2011	Broderick Binns, DL Marvin McNutt, Jr., WR
1931	Oliver Sansen, FB	1977	Dean Moore, LB Rod Sears, DB	1998	Jared DeVries, DL Derek Rose, C	2012	James Ferentz, OL Micah Hyde, DB
1932	Joe Laws, HB	1978	Brad Reid, SE	1999	Ladell Betts, RB Matt Bowen, DB	2013	Anthony Hitchens, LB Brandon Scherff, OL
1933	* Joe Laws, HB	1979	Dennis Mosley, RB	2000	Kevin Kasper, WR LeVar Woods, LB	2014	Brandon Scherff, OL Louis Trinca-Pasat, DL
1934	Dick Crayne, FB	1980	Keith Chappelle, WR	2001	Ladell Betts, RB Bob Sanders, DB	2015	C.J. Beathard, QB Desmond King, DB
1935	Dick Crayne, FB	1981	Mel Cole, LB	2002	* Brad Banks, QB C. J. Jones, WR Andrew Lightfoot, OG Bruce Nelson, C David Porter, OT Ben Sobieski, OG Eric Steinbach, OG Fred Barr, LB Scott Boleyn, DB Colin Cole, DT D. J. Johnson, DB Derek Pagel, DB	2016	C.J. Beathard, QB LeShun Daniels, Jr., RB Josey Jewell, DB
1936	Homer Harris, E	1982	Bobby Stoops, DB	2003	Robert Gallery, OT Bob Sanders, DB		
1937	Bob Lannon, E	1983	Norm Granger, FB Chuck Long, QB Dave Moritz, WR	2004	Drew Tate, QB Jonathan Babineaux, DL		
1938	Erwin Prasse, E	1984	Ronnie Harmon, RB				
1939	* Nile Kinnick, HB	1985	Nate Creer, DB Mike Haight, OT Bill Happel, SE Ronnie Harmon, TB Scott Helverson, WB Tom Humphrey, OG * Chuck Long, QB George Millett, DE Devon Mitchell, DB Jay Norvell, DB Kelly O'Brien, OG Hap Peterson, NG Larry Station, LB				
1940	Mike Enich, T	1986	Rick Bayless, RB				
1941	William Diehl, C	1987	Marv Cook, TE Dave Haight, NG Chuck Hartlieb, QB				
1942	Tom Farmer, QB	1988	Marv Cook, TE Joe Mott, DE				
1943	Bob Liddy, G	1989	Richard Bass, FB Jim Johnson, DT				
1944	Bob Snyder, C	1990	* Greg Aegerter, OL * Nick Bell, RB Melvin Foster, LB Merton Hanks, DB Jim Johnson, DL Mike Miller, OL Matt Ruhland, DL Sean Smith, WR Tony Stewart, RB Michael Titley, TE				
1945	Arthur Johnson, FB						
1946	William Kay, T						
1947	Harold Schoener, E						
1948	Al DiMarco, QB						
1949	Jack Dittmer, E						
1950	Harold Bradley, T						
1951	* Bill Reichardt, FB						
1952	William Fenton, E						
1953	William Fenton, E						
1954	Warren Lawson, C						
1955	Jerry Reichow, QB						
1956	* Ken Ploen, QB						
1957	Bob Commings, G						
1958	* Randy Duncan, QB						
1959	Don Norton, E						
1960	Bernie Wyatt, HB						
1961	Al Hinton, T						
1962	Larry Ferguson, HB						
1963	Mike Reilly, G						
1964	Karl Noonan, FL						
1965	Dave Long, DE						
1966	Dick Gibbs, DB						
1967	Silas McKinnie, TB						
1968	Ed Podolak, TB						
1969	Larry Ely, LB						

* -- won Chicago Tribune Silver Trophy given to Big Ten MVP

1936 NFL Draft

Rd. 1 Dick Crayne, Brooklyn (4th) FB

1938 NFL Draft

Rd. 5 Bob Lawson, Philadelphia

1939 NFL Draft

Rd. 16 Frank Balazs, Green Bay B

1940 NFL Draft

Rd. 2 Nile Kinnick, Brooklyn HB
 Rd. 9 Erwin Prasse, Detroit E
 Rd. 20 Henry Luebcke, Green Bay OL

1941 NFL Draft

Rd. 10 Mike Enich, Green Bay OL

1942 NFL Draft

Rd. 3 Bill Green, Green Bay FB
 Rd. 10 Bill Diehl, Detroit OL
 Rd. 20 Al Couppee, Washington B

1943 NFL Draft

Rd. 2 Tom Farmer, Cleveland RB
 Rd. 8 Bill Parker, Cleveland E
 Rd. 16 Bill Burkett, Brooklyn E

1945 NFL Draft

Rd. 2 Stan Mohrbacher, Detroit OL
 Rd. 3 Forest Masterson, Chicago Bears C
 Rd. 12 Ben Trickey, Detroit
 Rd. 14 Chuck Uknes, Cleveland
 Rd. 16 Jim Keane, Chicago Bears E
 Rd. 17 Dick Hoerner, Cleveland RB
 Rd. 17 Bruno Niedziela, Chicago Bears T
 Rd. 19 Sam Vacanti, New York Giants
 Rd. 21 Ted Curren, Brooklyn HB

1946 NFL Draft

Rd. 11 Tom Hand, Green Bay

1947 NFL Draft

Rd. 13 Bob Sullivan, Boston HB
 Rd. 21 Hal Schoener, N. Y. Giants E
 Rd. 22 Jim Smith, Washington QB
 Rd. 29 Herb Schoener, Washington FB/E

1947 AAFC Draft

Rd. 16 Bruno Niedziela, Chicago Rockets T
 Rd. 17 Bob Sullivan, L. A. Dons HB
 Rd. 20 Russ Benda, Chicago Rockets OL
 Rd. 24 Dave Day, Chicago Rockets OL
 Dick Hoerner, Cleveland FB

1948 NFL Draft

Rd. 17 Joe Grothus, New York Giants OL
 Rd. 21 Dick Woodward, N. Y. Giants C
 Rd. 25 Jim Shoat, Boston

1948 AAFC Draft

Rd. 9 Lou King, Buffalo QB

1949 NFL Draft

Rd. 4 Bill Kay, New York Giants OL
 Rd. 11 Jim Cozad, Los Angeles Rams OL
 Rd. 18 Webb Halbert, Chicago Cardinals
 Rd. 25 Ralph Doran, New York Giants HB

1949 AAFC Draft

Rd. 25 Joe Grothus, Baltimore OL

1950 NFL Draft

Rd. 9 Don Winslow, Washington OL

1951 NFL Draft

Rd. 25 Glenn Drahn, Philadelphia QB
 Rd. 30 Jerry Faske, San Francisco

1952 NFL Draft

Rd. 7 Bill Reichardt, Green Bay RB
 Rd. 8 Hubert Johnson, Washington

1954 NFL Draft

Rd. 4 Jerry Hilgenberg, Cleveland OL
 Rd. 12 Don Chelf, Baltimore G
 Rd. 14 Jim Head, Cleveland
 Rd. 16 Dusty Rice, New York Giants HB

1955 NFL Draft

Rd. 3 John Hall, Cleveland T
 Rd. 16 Don Suchy, Cleveland OL
 Rd. 20 Lou Matykievicz, Pittsburgh LB
 Rd. 29 Dick Klein, Chicago Bears T

1956 NFL Draft

Rd. 4 Jerry Reichow, Detroit QB
 Rd. 5 Jim Freeman, L. A. Rams
 Rd. 9 Cal Jones, Detroit OL
 Rd. 6 Eddie Vincent, L. A. Rams
 Rd. 12 Roger Swedberg, San Francisco

1957 NFL Draft

Rd. 7 Frank Gilliam, Green Bay E
 Rd. 10 Don Dobrino, Washington HB
 Rd. 16 John Nocera, Philadelphia LB
 Rd. 19 Ken Ploen, Cleveland QB

1958 NFL Draft

Rd. 1 Alex Karras, Detroit (10th) DT
 Rd. 4 Frank Rigney, Philadelphia T
 Rd. 5 Jim Gibbons, Cleveland E
 Rd. 14 Bill Lapham, Philadelphia C
 Rd. 17 Bill VanBuren, Philadelphia OL
 Rd. 18 John Burroughs, Philadelphia T
 Rd. 26 Frank Bloomquist, Washington OL

1959 NFL Draft

Rd. 1 Randy Duncan, Green Bay (1st) QB
 Rd. 6 Mac Lewis, Chicago Cardinals OT
 Rd. 7 Mitch Ogiego, Washington
 Rd. 28 Fred Long, Baltimore

1960 NFL Draft

Rd. 2 Bob Jeter, Green Bay DB/HB
 Rd. 3 Curt Merz, Philadelphia E
 Rd. 5 Don Norton, Philadelphia E
 Rd. 18 Charley Lee, Pittsburgh T
 Rd. 19 Bob Hain, Philadelphia

1960 AFL Draft

1st pick Bob Hain, L. A. Chargers
 1st pick Don Horn, L. A. Chargers
 1st pick Ray Jauch, Buffalo
 1st pick Bob Jeter, L. A. Chargers DB/HB
 1st pick Curt Merz, New York Titans E
 1st pick Don Norton, Minneapolis E
 1st pick Olen Treadway, Denver

1961 NFL Draft

Rd. 14 Willie Fleming, Philadelphia HB
 Rd. 19 Bernie Wyatt, Pittsburgh HB
 Exp. Bill Lapham, Minnesota C

1961 AFL Draft

Rd. 10 Charley Lee, Houston T

1962 NFL Draft

Rd. 4 Larry Ferguson, Detroit RB
 Rd. 7 Sherwyn Thorson, L. A. Rams OL
 Rd. 9 Wilburn Hollis, St. Louis QB
 Rd. 13 Bill Whisler, San Francisco E

1962 AFL Draft

Rd. 3 Sherwyn Thorson, Boston OL
 Rd. 6 Al Hinton, Dallas Texans T
 Rd. 13 Wilburn Hollis, New York Titans QB
 Rd. 17 Larry Ferguson, Oakland HB
 Rd. 23 Bill VanBuren, Houston C
 Rd. 32 Bernie Wyatt, Houston HB

1963 NFL Draft

Rd. 10 Earl McQuiston, Green Bay OL
 Rd. 12 Bill Perkins, Dallas Cowboys FB/E
 Rd. 14 Joe Williams, New York Giants FB
 Rd. 15 Matt Szykowny, Pittsburgh QB

1964 NFL Draft

Rd. 2 Paul Krause, Washington DB
 Rd. 4 Wally Hilgenberg LB
 Rd. 4 Mike Reilly, Chicago Bears LB
 Rd. 12 Bob Sherman, Pittsburgh B
 Rd. 13 Cloyd Webb, Chicago Bears DE
 Rd. 17 Gus Kasapis, Chicago Bears T

NOTE: Players selected in the first round of the NFL Draft have the number of their selection included.

1964 AFL Draft

Rd. 5	Mike Reilly, Buffalo	LB
Rd. 8	Wally Hilgenberg, Denver	LB
Rd. 11	Cloyd Webb, Buffalo	DE
Rd. 12	Paul Krause, Denver	DB

1965 NFL Draft

Rd. 20	Tony Giacobazzi, St. Louis	E
--------	----------------------------	---

1966 NFL Draft

Rd. 1	John Niland, Dallas (5th)	OG
Rd. 3	Al Randolph, San Francisco	DB
Rd. 3	Dave Long, St. Louis	DE
Rd. 4	Gary Snook, St. Louis	QB
Rd. 5	Bill Briggs, New York Giants	DE
Rd. 11	Cliff Wilder, New York Giants	E
Exp.	Dave Recher, Atlanta	C
Exp.	Bob Sherman, Atlanta	B

1966 AFL Draft

Rd. 6	Dave Long, Houston	DE
Rd. 13	John Niland, Oakland	OG

1966 AFL Redshirt Draft

Rd. 6	Joe Beauchamp, San Diego	
-------	--------------------------	--

1967 NFL/AFL Draft

Rd. 7	Bob Ziolkowski, Green Bay	T
Rd. 13	Rich Gibbs, San Francisco	DB

1969 NFL/AFL Draft

Rd. 2	Ed Podolak, Kansas City	RB
Rd. 14	Al Bream, Kansas City	WR

1970 NFL Draft

Rd. 4	Paul Laaveg, Washington	OL
Rd. 6	Mike Cilek, Cleveland	QB
Rd. 13	Rich Stepanek, Atlanta	OL
Rd. 16	Larry Ely, Cincinnati	LB

1971 NFL Draft

Rd. 6	Kerry Reardon, Kansas City	DB
Rd. 9	Tim Sullivan, Minnesota	FB
Rd. 10	Layne McDowell, Boston	OL

1972 NFL Draft

Rd. 1	Craig Clemons, Chicago (12th)	DB
Rd. 6	Charles Bolden, Dallas	DB
Rd. 9	Larry Horton, Chicago	DT

1973 NFL Draft

Rd. 7	John Muller, Green Bay	OL
Rd. 8	Craig Darling, Minnesota	OL
Rd. 8	Bill Windauer, Baltimore	DT
Rd. 15	Charles Cross, Pittsburgh	DB

1974 NFL Draft

Rd. 7	Dan Dickel, Baltimore	LB
-------	-----------------------	----

1975 NFL draft

Rd. 7	Earl Douthitt, Chicago	DB
-------	------------------------	----

1976 NFL Draft

Rd. 1	Rod Walters, Kansas City (14th)	OL
Rd. 2	Joe Devlin, Buffalo	OL
Rd. 2	Jim Jensen, Dallas	RB
Rd. 7	Rod Wellington, Kansas City	RB
Rd. 9	Warren Peiffer, New Orleans	DT
Exp.	Earl Douthitt, Tampa Bay	DB
Exp.	Larry Ely, Tampa Bay	LB

1978 NFL Draft

Rd. 9	Dean Moore, San Francisco	LB
Rd. 10	Barry Tomasetti, Dallas	DL

1979 NFL Draft

Rd. 9	Tom Rusk, New York Giants	LB
Rd. 12	Dave Becker, Chicago	DB

1980 NFL Draft

Rd. 9	Dennis Mosley, Minnesota	RB
Rd. 9	Jim Swift, Seattle	TE

1981 NFL Draft

Rd. 2	John Harty, San Francisco	DL
Rd. 11	Keith Chappelle, Atlanta	WR
Rd. 11	Matt Petrzelka, San Diego	OL

1982 NFL Draft

Rd. 1	Ron Hallstrom, Green Bay (22nd)	OL
Rd. 2	Andre Tippett, New England	LB

1983 NFL Draft

Rd. 5	Brett Miller, Atlanta	OL
Rd. 6	Reggie Roby, Miami	P
Rd. 8	Mark Bortz, Chicago	OL

1984 NFL Draft

Rd. 1	John Alt, Kansas City (21st)	OL
Rd. 4	Joel Hilgenberg, New Orleans	OL
Rd. 5	Norm Granger, Dallas	FB
Rd. 6	Joe Levelis, Dallas	OL
Rd. 10	Dave Moritz, San Francisco	SE

1985 NFL Draft

Rd. 2	Owen Gill, Seattle	FB
Rd. 2	Jon Hayes, Kansas City	TE
Rd. 3	George Little, Miami	DL
Rd. 8	Dave Strobel, Cincinnati	DE

1986 NFL Draft

Rd. 1	Chuck Long, Detroit (12th)	QB
Rd. 1	Ronnie Harmon, Buffalo (16th)	RB
Rd. 1	Mike Haight, New York Jets (22nd)	OL
Rd. 4	Devon Mitchell, Detroit	DB
Rd. 11	Larry Station, Pittsburgh	LB

1987 NFL Draft

Rd. 3	Dave Croston, Green Bay	OL
Rd. 3	Chris Gambol, Indianapolis	OL
Rd. 4	Mark Vlasic, San Diego	QB
Rd. 8	Jeff Drost, Green Bay	DL

1988 NFL Draft

Rd. 3	Quinn Early, San Diego	WR
Rd. 4	Kevin Harmon, Seattle	RB
Rd. 5	Herb Wester, Cincinnati	OL
Rd. 10	Joe Schuster, Philadelphia	DL

1989 NFL Draft

Rd. 3	Marv Cook, New England	TE
Rd. 3	Bob Kratch, New York Giants	OL
Rd. 3	Joe Mott, New York Jets	LB
Rd. 12	Chuck Hartlieb, Houston	QB

1990 NFL Draft

Rd. 7	Bill Anderson, Chicago	OL
Rd. 10	Brad Quast, New York Jets	LB

1991 NFL Draft

Rd. 2	Nick Bell, LA Raiders	RB
Rd. 5	Merton Hanks, San Francisco	DB
Rd. 10	Michael Tittle, Miami	TE
Rd. 11	Tony Stewart, Seattle	RB

1992 NFL Draft

Rd. 7	Ron Geater, Denver	DL
Rd. 8	Mike Saunders, Pittsburgh	RB
Rd. 11	Rob Baxley, Phoenix	OL
Rd. 12	Matt Rodgers, Buffalo	QB

1993 NFL Draft

Rd. 5	Mike Devlin, Buffalo	OL
Rd. 6	Scott Davis, New York Giants	OL
Rd. 7	Danan Hughes, Kansas City	WR

1994 NFL Draft

Rd. 4	Mike Wells, Minnesota	DL
-------	-----------------------	----

1995 NFL Draft

Rd. 6	Fritz Fequiere, Denver	OL
-------	------------------------	----

1996 NFL Draft

Rd. 3	Scott Slutzker, Indianapolis	TE
-------	------------------------------	----

1997 NFL Draft

Rd. 1	Tom Knight, Arizona (9th)	DB
Rd. 1	Ross Verba, Green Bay (30th)	OL
Rd. 3	Sedrick Shaw, New England	RB
Rd. 4	Damien Robinson, Philadelphia	DB

1998 NFL Draft

Rd. 3	Mike Goff, Cincinnati	OL
Rd. 4	Tavian Banks, Jacksonville	RB
Rd. 4	Tim Dwight, Atlanta	WR
Rd. 5	Kerry Cooks, Minnesota	DB

Exp. -- expansion selections

1999 NFL Draft

Rd. 3 Jared DeVries, Detroit DL
 Rd. 6 Eric Thigpen, Atlanta DB

2000 NFL Draft

Rd. 5 Austin Wheatley, New Orleans TE
 Rd. 6 Matt Bowen, St. Louis DB

2001 NFL Draft

Rd. 6 Kevin Kasper, Denver WR

2002 NFL Draft

Rd. 2 Ladell Betts, Washington RB
 Rd. 5 Aaron Kampman, Green Bay DL
 Rd. 6 Kahlil Hill, Atlanta WR

2003 NFL Draft

Rd. 1 Dallas Clark, Indianapolis (24th) TE
 Rd. 2 Eric Steinbach, Cincinnati OL
 Rd. 2 Bruce Nelson, Carolina C
 Rd. 5 Derek Pagel, New York Jets DB
 Rd. 5 Ben Sobieski, Buffalo OL

2004 NFL Draft

Rd. 1 Robert Gallery, Oakland (2nd) OL
 Rd. 2 Bob Sanders, Indianapolis DB
 Rd. 3 Nate Kaeding, San Diego PK
 Rd. 7 Jared Clauss, Tennessee DL
 Rd. 7 Erik Jensen, St. Louis TE

2005 NFL Draft

Rd. 2 Matt Roth, Miami DE
 Rd. 2 Jonathan Babineaux, Atlanta DL
 Rd. 4 Sean Considine, Philadelphia DB
 Rd. 6 Tony Jackson, Seattle TE
 Rd. 6 Pete McMahon, Oakland OL

2006 NFL Draft

Rd. 1 Chad Greenway, Minnesota (17th) LB
 Rd. 3 Abdul Hodge, Green Bay LB

2007 NFL Draft

Rd. 3 Marshal Yanda, Baltimore OL
 Rd. 4 Scott Chandler, San Diego TE
 Rd. 7 Mike Elgin, New England OL

2008 NFL Draft

Rd. 3 Charles Godfrey, Carolina DB
 Rd. 4 Ken Iwebema, Arizona DE
 Rd. 6 Mike Humpal, Pittsburgh LB

2009 NFL Draft

Rd. 3 Shonn Greene, New York Jets RB
 Rd. 3 Bradley Fletcher, St. Louis DB
 Rd. 4 Seth Olsen, Denver OL
 Rd. 6 Brandon Myers, Oakland TE

2010 NFL Draft

Rd. 1 Bryan Bulaga, Green Bay (23rd) OL
 Rd. 2 Pat Angerer, Indianapolis LB
 Rd. 3 Amari Spivey, Detroit DB
 Rd. 3 Tony Moeaki, Kansas City TE
 Rd. 4 A. J. Edds, Miami LB
 Rd. 6 Kyle Calloway, Buffalo OL

2011 NFL Draft

Rd. 1 Adrian Clayborn, Tampa Bay (20th) DE
 Rd. 4 Christian Ballard, Minnesota DL
 Rd. 5 Ricky Stanzi, Kansas City QB
 Rd. 5 Karl Klug, Tennessee DL
 Rd. 5 Julian Vandervelde, Philadelphia OL
 Rd. 6 Tyler Sash, New York Giants DB

2012 NFL Draft

Rd. 1 Riley Reiff, Detroit (23rd) OL
 Rd. 4 Mike Daniels, Green Bay DL
 Rd. 5 Adam Gettis, Washington OL
 Rd. 5 Shaun Prater, Cincinnati DB
 Rd. 6 Marvin McNutt, Jr., Philadelphia WR
 Rd. 7 Jordan Bernstine, Washington DB

2013 NFL Draft

Rd. 5 Micah Hyde, Green Bay DB

2014 NFL Draft

Rd. 3 C.J. Fiedorowicz, Houston TE
 Rd. 3 Christian Kirksey, Cleveland LB
 Rd. 4 Anthony Hitchens, Dallas LB

2015 NFL Draft

Rd. 1 Brandon Scherff, Washington (5th) OL
 Rd. 3 Carl Davis, Baltimore DL
 Rd. 4 Andrew Donnal, St. Louis OL

2016 NFL Draft

Rd. 7 Austin Blythe, Indianapolis OL

2017 NFL Draft

Rd. 3 C.J. Beathard, San Francisco QB
 Rd. 4 Jaleel Johnson, Minnesota DL
 Rd. 5 George Kittle, San Francisco TE
 Rd. 5 Desmond King, Los Angeles DB

Hawkeyes in the NFL (as of June, 2017)

Player	Pos.	Current Team	NFL Service
C.J. Beathard	QB	San Francisco 49'ers	1st year
Austin Blythe	OL	Los Angeles Rams	1 year
Bryan Bulaga	OL	Green Bay Packers	8 years
Adrian Clayborn	DE	Atlanta Falcons	7 years
Cole Croston	OL	New England Patriots	1st year
LeShun Daniels, Jr.	RB	New England Patriots	1st year
Mike Daniels	DL	Green Bay Packers	6 years
Carl Davis	DL	Baltimore Ravens	3 years
Andrew Donnal	OL	Los Angeles Rams	3 years
James Ferentz	OL	New England Patriots	4 years
C.J. Fiedorowicz	TE	Houston Texans	3 years
Adam Gettis	OL	New York Giants	6 years
Anthony Hitchens	LB	Dallas Cowboys	3 years
Micah Hyde	DB	Buffalo Bills	5 years
Jaleel Johnson	DL	Minnesota Vikings	1st year
Desmond King	DB	Los Angeles Chargers	1st year
Christian Kirksey	LB	Cleveland Browns	4 years
George Kittle	TE	San Francisco 49'ers	1st year
Karl Klug	DL	Tennessee Titans	7 years
Marshall Koehn	K	Minnesota Vikings	1 year
Casey Kreiter	LS	Denver Broncos	2 years
Henry Krieger Coble	TE	Denver Broncos	1 year
Riley McCarron	WR	Houston Texans	1st year
Mike Meyer	K	Atlanta Falcons	1 year
James Morris	LB	Dallas Cowboys	3 years
Shaun Prater	DB	Arizona Cardinals	6 years
Riley Reiff	OL	Minnesota Vikings	6 years
Brandon Scherff	OL	Washington Redskins	3 years
Tevaun Smith	WR	Indianapolis Colts	1 year
Matt Tobin	OL	Philadelphia Eagles	5 years
Louis Trinca-Pasat	DL	Los Angeles Rams	2 year
Marshal Yanda	OL	Baltimore Ravens	11 years

Free Agents

Player	Pos.	Current Team	NFL Service
Jonathan Babineaux	DL	Atlanta Falcons	13 years
Greg Mabin	DB		1st year
Brandon Myers	TE		9 years
Damond Powell	WR		1 year
Allen Reisner	TE		5 years
Julian Vandervelde	OL		5 years
Jordan Walsh	OL		1 year

Hawkeyes in the Canadian Football League

Player	Pos.	Current Team	CFL Service
Faith Ekakitie	DL	Winnipeg	1st year
Jovon Johnson	DB	Winnipeg	9 years
Nolan MacMillan	OL	Ottawa	3 years
Drew Tate	QB	Calgary	10 years

Name	Pos.	Teams	Years
Sam Aiello	OL	Bears	2004
John Alt	OL	Chiefs	1984-96
Jeremy Allen	FB	Vikings	2002-03
Pat Angerer	LB	Colts	2010-13
*Jonathan Babineaux	DL	Falcons	2005-
Frank Balaz	B	Packers	1939-41
Jason Baker	P	49ers, Chiefs, Colts & Panthers	2001-11
Christian Ballard	DL	Vikings	2011-12
Tavian Banks	RB	Jaguars & Saints	1998-00; 2003
Rob Baxley	OL	Cardinals	1992-93
Rick Bayless	RB	Vikings	1989
*C.J. Beathard	QB	49ers	2017-
Dave Becker	DB	Bears	1980
Les Belding	E	Rock Island	1925
Nick Bell	RB	Raiders	1991-93
Jordan Bernstine	DB	Redskins	2012
Ladell Betts	RB	Redskins, Saints	2002-11
*Austin Blythe	OL	Colts & Rams	2016-
Conor Boffeli	OL	Bears & Browns	2014-15
Mark Bortz	OL	Bears	1983-94
Matt Bowen	DB	Rams, Packers, Redskins & Bills	2000-06
Harold Bradley	G	Browns & Eagles	1954-58
Bill Briggs	DE	Redskins	1966-67
Andy Brodell	WR	Packers	2009
Maurice Brown	WR	Saints	2004
Rob Bruggeman	OL	Buccaneers, Falcons, Chiefs	2009-11
*Bryan Bulaga	OL	Packers	2010-
Kyle Calloway	OL	Bills	2010
Greg Castillo	DB	Chiefs	2013
Edgar Cervantes	FB	Giants	2004
Nathan Chandler	QB	Bills	2004
Scott Chandler	TE	Chargers, Cowboys, Bills & Patriots	2007-15
Don Chelf	G	Bills	1960-61
Dallas Clark	TE	Colts, Buccaneers, Ravens	2003-13
Jared Clauss	DL	Titans	2004-06
*Adrian Clayborn	DE	Buccaneers & Falcons	2011-
Craig Clemons	DB	Bears	1972-77
Colin Cole	DT	Vikings, Packers, Seahawks & Panthers	2003-11; 2013-15
Sean Considine	DB	Eagles, Jaguars, Ravens	2005-12
Marv Cook	TE	Patriots, Bears & Rams	1989-95
Kerry Cooks	DB	Vikings, Packers & Seahawks	1998-2001
Al Coupee	B	Redskins	1946
Dick Crayne	FB	Brooklyn	1936-37
Dave Croston	OL	Packers	1987-89
*Mike Daniels	DL	Packers	2012-
*Carl Davis	DL	Ravens	2015-
Keenan Davis	WR	Browns & Dolphins	2013
Scott Davis	OL	Giants	1993-97
John Derby	LB	Lions	1992-93
Joe Devlin	OL	Bills	1976-89
Mike Devlin	OL	Bills & Cardinals	1993-99
Jared DeVries	DL	Lions	1999-2010
Dan Dickel	LB	Colts & Lions	1974-78
Ryan Donahue	P	Lions	2011
*Andrew Donnal	OL	Rams	2015-
Earl Douthitt	DB	Bears	1975
Jeff Drost	DL	Packers	1987-88
Randy Duncan	QB	Cowboys	1961
Tim Dwight	WR	Falcons, Chargers, Patriots & Jets	1998-2006

Name	Pos.	Teams	Years
A.J. Edds	LB	Dolphins, Colts, Patriots & Jets	2010-2012; 14
Quinn Early	WR	Chargers, Saints, Bills & Jets	1988-98
Mike Elgin	OL	Patriots & Colts	2007, 08
Harold Ely	G	Bears	1932
Larry Ely	LB	Bengals & Bears	1970-71, 75
Dick Evans	E	Packers	1940, 43
Tom Farmer	RB	Rams & Redskins	1946-48
ShIPLEY Farroh	G	Steelers	1938
Brian Ferentz	OL	Falcons	2007
*James Ferentz	OL	Texans, Broncos & Patriots	2014-
Larry Ferguson	RB	Lions	1963
*C.J. Fiedorowicz	TE	Texans	2014-
Darrell Fisher	HB	Buffalo	1925
Bill Fleckenstein	G	Bears	1925-30
Zeron Flemister	TE	Redskins, Patriots & Raiders	2000-05
Bradley Fletcher	DB	Rams & Eagles	2009-15
Bob Fosdick	G	Minneapolis & Rock Island	1923-24
Wes Fry	RB	New York Yankees	1927
Nick Gallery	P	Jets	1997-98
Robert Gallery	OL	Raiders, Seahawks	2004-11
Chris Gambol	OL	Colts, Chargers, Lions & Patriots	1987-91
Ron Geater	DL	Broncos	1992
*Adam Gettis	OL	Giants, Redskins & Steelers	2012-
Bill Glasgow	HB	Portsmouth & Chicago Cardinals	1931
Jim Gibbons	E	Lions	1958-68
Damon Gibson	WR	Bengals & Browns	1998-99
Owen Gill	FB	Seahawks, Rams & Buccaneers	1985-87
Charles Godfrey	DB	Falcons & Panthers	2008-15
Mike Goff	OL	Bengals, Chargers & Chiefs	1998-2009
Norm Granger	FB	Cowboys	1984
Shonn Greene	RB	Jets & Titans	2009-14
Chad Greenway	LB	Vikings	2006-16
Glen Greenwood	HB	Bears	1924
Harold Griffen	C	Packers	1928
Lorin Haggerty	FB	Brooklyn	1930
Mike Haight	OL	Jets & Redskins	1986-92
John Hall	T	Giants	1955
Ron Hallstrom	OL	Packers & Eagles	1982-93
Merton Hanks	DB	49ers & Seahawks	1991-99
Kevin Harmon	RB	Seahawks & Chiefs	1988-89
Ronnie Harmon	RB	Bills, Chargers & Oilers	1986-97
Chuck Hartlieb	QB	Oilers	1989
John Harty	DL	49ers	1981-86
Jonathan Hayes	TE	Chiefs & Steelers	1985-96
John Heidt	C	Columbus	1923, 26
Anthony Herron	DL	Lions	2001-03
Brad Herman	TE	Patriots	2012
Jay Hilgenberg	OL	Bears, Browns & Saints	1981-93
Joel Hilgenberg	OL	Saints	1984-93
Wally Hilgenberg	LB	Lions & Vikings	1964-79
Kahlil Hill	WR	Falcons & Seahawks	2002-03
Ed Hinkel	WR	Colts	2006
*Anthony Hitchens	LB	Cowboys	2014-
Abdul Hodge	LB	Packers, Bengals & Panthers	2006-10
Howard Hodges	DE	Chargers	2004-06
Dick Hoerner	RB	Rams	1947-51
Larry Horton	DT	Bears	1972-73
Danan Hughes	WR	Chiefs & Saints	1993-98
Mike Humpal	LB	Steelers	2008
Jeremiha Hunter	LB	Saints	2011
*Micah Hyde	DB	Packers & Bills	2013-
Ken Iwebema	DE	Cardinals	2008-11

Name	Pos.	Teams	Years
Tony Jackson	TE	Seahawks & Giants	2005-06
Erik Jensen	TE	Rams & Steelers	2004-05
Ernie Jensen	T	Cleveland	1931
Jim Jensen	RB	Cowboys, Broncos & Packers	1976 77, 79 82
Leo Jensvold	QB	Bears	1931
Bob Jeter	DB	Packers & Bears	1963 73
D.J. Johnson	DB	Jets	2004-06
*Jaleel Johnson	DL	Vikings	2017-
C.J. Jones	WR	Browns, Seahawks, Bengals & Broncos	2003-2009
Mike Jones	OL	Chargers & Bears	2007, 08
Max Kadesky	E	Rock Island	1923
Nate Kaeding	PK	Chargers	2004-12
Aaron Kampman	DL	Packers & Jaguars	2002-11
Alex Karras	DT	Lions	1958 70
Kevin Kasper	WR	Broncos, Cardinals, Patriots & Seahawks	2001-07
Jim Keane	E	Bears & Packers	1946 52
Matt Kelsh	E	Brooklyn	1930
*Desmond King	DB	Chargers	2017-
Mitch King	DL	Titans, Colts, Saints	2009-11
*Christian Kirksey	LB	Browns	2014-
*George Kittle	TE	49ers	2017-
Dick Klein	T	Bears, Steelers, Patriots & Raiders	1958 64
*Karl Klug	DL	Titans	2011-
Tom Knight	DB	Cardinals, Patriots & Ravens	1997-2003
Bob Kratch	OL	Giants & Patriots	1989 96
Paul Krause	DB	Redskins & Vikings	1964 80
Matt Kroul	DL/OL	Jets	2009-11
Paul Laaveg	OS	Redskins	1970 75
Bill Lapham	C	Eagles & Vikings	1960 61
Larry Lawrence	QB	Raiders & Buccaneers	1974 76
Joe Laws	QB	Packers	1934 45
George Lewis	LB	Dolphins	2005
Mac Lewis	OT	Bears	1958
George Little	DL	Dolphins	1985 88
Chuck Long	QB	Lions & Rams	1986 94
Dave Long	DE	Cardinals & Saints	1966 72
Tyler Luebke	DL	Redskins	2005
Forest Masterson	C	Bears	1945
Gus Mastrogny	E	Bears	1931
Bryan Mattison	DE/OL	Jets, Ravens, Rams, Chiefs	2008-12
Jeremy McKinney	OL	Rams, Browns, Texans & Cowboys	1998-02
Pete McMahon	OL	Raiders & Browns	2005-06
Marvin McNutt, Jr.	WR	Eagles, Dolphins, Panthers & Redskins	2012-14
Miguel Merrick	DB	Chargers	2007
Bus Mertes	B	Bears, Dons, Colts, & Giants	1945 50
Curt Merz	E	Texans & Chiefs	1962 68
Ed Miles	LB	Dolphins & Falcons	2007-2008
Brett Miller	OL	Falcons, Chargers and Jets	1983 93
Jim Miller	G	Falcons	1971 72, 74
Paul Minnick	G	Packers	1928 29
Devon Mitchell	DB	Lions	1986 89
Charlie Mockmore	G	Rock Island	1920
Tony Moeaki	TE	Chiefs, Bills, Seahawks, Falcons & Bears	2010-2016
Dean Moore	LB	49ers	1978
*James Morris	LB	Patriots, Giants & Cowboys	2014-

Name	Pos.	Teams	Years
Joe Mott	LB	Jets & 49ers	1989 93
*Brandon Myers	TE	Raiders, Giants & Buccaneers	2009-
Denny Myers	T	Bears	1931
Bruce Nelson	C	Panthers	2003-05
Don Nelson	G	Brooklyn	1937
Bruno Niedziela	T	Chicago Rockets (AAFC)	1947
John Niland	OG	Cowboys & Eagles	1966-76
Jerry Niles	B	Giants	1946 47
John Nocera	LB	Eagles & Broncos	1959 63
Karl Noonan	E	Dolphins	1966 72
Don Norton	E	Chargers	1960 66
Jay Norvell	LB	Bears	1986 88
Seth Olsen	OL	Broncos, Vikings, Colts	2009-12
Forrest Olson	G	New York Yankees	1927
Glenn Olson	HB	Cleveland	1940
Lowell Otte	E	Buffalo	1927
Derek Pagel	DB	Jets	2003-05
Oran Pape	B	Packers, Redskins & Eagles	1930, 32 33
Marcus Paschal	DB	Eagles, Falcons, Ravens	2007-11
Warren Peiffer	DT	Saints, Raiders	1976, 77
Bill Perkins	FB	Jets	1963
Carl Pignatelli	FB	Cleveland	1931
Ed Podolak	RB	Chiefs	1969 77
David Porter	OL	Packers & Bills	2003-04
Scott Pospisil	DL	Chargers	2002-03
*Shaun Prater	DB	Bengals, Eagles, Vikings & Cardinals	2012-
Ken Price	LB	Patriots	1971
Derek Price	TE	Lions	1996
Alvin Randolph	DB	49ers, Packers, Bengals, Vikings, Lions & Bills	1966 74
Kerry Reardon	DB	Chiefs	1971 76
Dave Recher	C	Eagles	1965 68
Bill Reichardt	RB	Packers	1952
Jerry Reichow	QB	Lions, Eagles & Vikings	1956 64
Mike Reilly	LB	Bears & Vikings	1964 69
*Riley Reiff	OL	Lions & Vikings	2012-
Allen Reisner	TE	Jaguars, Ravens & Vikings	2011-16
Fred Roberts	T	Portsmouth	1930 32
Damien Robinson	DB	Buccaneers, Jets & Seahawks	1997-2004
Derreck Robinson	DL	Chargers, Dolphins, Cowboys & Browns	2005-10
Reggie Roby	P	Dolphins, Redskins, Buccaneers, Oilers & 49ers	1983 98
Matt Rodgers	QB	Bills	1992-93
George Rogge	E	Chicago Cardinals & St. Louis	1931 34
Matt Roth	DE	Dolphins & Browns	2005-11
Eric Rothwell	OL	Chiefs	2004
Fred Russell	RB	Dolphins, Bears & Rams	2004-06
Bob Sanders	DB	Colts & Chargers	2004-2010
Ollie Sansen	FB	Brooklyn	1932 35
Tyler Sash	DB	Giants	2011-12
Francis Schammel	G	Packers	1937
*Brandon Scherff	OL	Redskins	2015-
Vin Schleusner	T	Portsmouth	1930 31
Herm Schneidman	B	Packers	1935 39
Joe Schuster	DL	Eagles	1988 89
Sedrick Shaw	RB	Patriots, Browns	1997-99
Bob Sherman	B	Steelers	1964 65
Hal Schoener	E	49ers	1948 50
Herb Schoener	E	Redskins	1948 49

Name	Pos.	Teams	Years
Fred Slater	T	Milwaukee, Rock Island & Chicago Cardinals	1922-31
Scott Slutzker	TE	Colts & Saints	1996-99
Bob Smith	B	Lions	1949-54
Ben Sobieski	OL	Bills & 49ers	2003-05
Clinton Solomon	WR	Rams	2006-07
Amari Spivey	DB	Lions	2010-12
Ricky Stanzi	QB	Chiefs, Jaguars, Giants, Lions & Browns	2011-15
Larry Station	LB	Steelers	1986
Grant Steen	OLB	Patriots	2004
Eric Steinbach	OL	Bengals & Browns	2003-11
Bob Sullivan	HB	Pittsburgh & Brooklyn	1947-48
*Jeff Tarpinian	LB	Patriots, Texans	2011-14
Drew Tate	QB	Rams	2007
Ryan Terry	RB	Cardinals	1995
George Thompson	G	Rock Island	1923-25
Andre Tippett	LB	Patriots	1982-93
*Matt Tobin	OL	Eagles	2013-
Chuck Tollefson	G	Packers	1944-46
Emlen Tunnell	DB	Giants & Packers	1948-61

Name	Pos.	Teams	Years
James Vandenberg	QB	Vikings	2013
*Julian Vandervelde	OL	Eagles	2011-
Ross Verba	OL	Packers, Browns & Lions	1997-05
Mark Vlasic	QB	Chargers, Chiefs, Buccaneers	1987-93
Rod Walters	OL	Chiefs	1976, 78-80
Mike Wells	DL	Lions & Bears	1994-01
Austin Wheatley	TE	Saints & Cowboys	2000-01
Casey Wiegmann	OL	Colts, Jets, Bears, Chiefs & Broncos	1996-2011
Bill Windauer	DT	Colts, Dolphins, Giants & Falcons	1973-76
LeVar Woods	LB	Cardinals, Bears & Lions	2001-07
Dick Woodward	C	Giants & Redskins	1950-51, 53
Kevin Worthy	LB	Rams	2004
Guido Wyland	G	Rock Island	1920
Bashir Yamini	WR	Titans, Cowboys & Panthers	2000-01
*Marshal Yanda	OL	Ravens	2007-
Jim Youel	B	Redskins	1946-48
Albert Young	RB	Vikings	2008-11
Markus Zusevics	OL	Patriots	2012-13

***On 2017 NFL roster or selected in 2017 NFL Draft. Does not include 2017 free agents.**

Hawkeyes in the Super Bowl

Player	Team	Super Bowl	Player	Team	Super Bowl
Jonathan Babineaux	Atlanta	2017	C.J. Jones	New England	2008
Mark Bortz	Chicago	1986	Kevin Kasper	New England	2005
Bryan Bulaga	Green Bay	2011	Bob Kratch	Giants/Patriots	1991, 1997
Dallas Clark	Indianapolis	2007, 2010	Paul Krause	Minnesota	1970, 1974, 1975, 1977
Adrian Clayborn	Atlanta	2017	Paul Laaveg	Washington	1973
Sean Considine	Baltimore	2012	Curt Merz	Kansas City	1967
Mike Devlin	Buffalo	1994	Tony Moeaki	Seattle	2014
Tim Dwight	Atlanta	1999	James Morris	New England	2014
James Ferentz	Denver	2016	Bruce Nelson	Carolina	2004
Melvin Foster	Dallas	1993	John Niland	Dallas	1971, 1972
Charles Godfrey	Atlanta	2017	Karl Noonan	Miami	1971, 1972
Merton Hanks	San Francisco	1995	Ed Podolak	Kansas City	1970
Ronnie Harmon	San Diego Chargers	1995	Mike Reilly	Minnesota	1970
John Harty	San Francisco	1982	Reggie Roby	Miami	1985
Jonathan Hayes	Pittsburgh	1996	Matt Rodgers	Buffalo	1993
Jay Hilgenberg	Chicago	1986	Bob Sanders	Indianapolis	2007, 2010
Wally Hilgenberg	Minnesota	1970, 1974, 1975, 1977	Tyler Sash	New York Giants	2012
Ken Iwebema	Arizona	2009	Jeff Tarpinian	New England	2012
Erik Jensen	Pittsburgh	2006	Andre Tippett	New England	1986
Jim Jensen	Denver	1978	Ross Verba	Green Bay	1997
Bob Jeter	Green Bay	1967	Marshal Yanda	Baltimore	2012

Blue-Gray

- 1947** Lou King, QB
1949 Bob McKenzie, E
 Don Winslow, T
1951 Bill Reichardt, FB
1955 Roger Swedberg, T
 Roger Wiegmann, FB
1959 John Sawin, T
1960 Jerry Mauren, HB
1961 Sherwyn Thorson, G
 Bernie Wyatt, HB
1963 Lonnie Rogers, HB
 Gus Kasapis, T
1965 Dave Long, DE
 Bill Briggs, DT
1968 Al Bream, E
 Barry Crees, WB
1969 Mike Cilek, QB
 Paul Laaveg, OT
 Melvin Morris, T
1971 Craig Clemons, DB
1972 Bill Windauer, DT
 Jerry Nelson, MG
1975 Rick Penney, DB
 Dave Bryant, NG
1977 Barry Tomasetti, OT
 Jim Hilgenberg, C
1979 Dennis Mosley, RB
 Cedric Shaw, DB
 Jim Molini, DE
1980 John Harty, DT
 Jay Hilgenberg, C
 Keith Chappelle, WR
1989 Bill Anderson, OL
 Jeff Koeppel, NG
1992 Alan Cross, TE
 Jeff Nelson, DT
 Ted Velicer, OT
1999 Matt Bowen, DB
 Zeron Flemister, TE
 Tarig Holman, DB
2000 Jason Baker, P
 Anthony Herron, DL
 Kevin Kasper, WR
 LeVar Woods, LB

Challenge Bowl

- 1977** Tom McLaughlin, QB

Coaches' All-Star

- 1961** Mark Manders, G
1962 Al Hinton, T
 Sherwyn Thorson, G
1963 Larry Ferguson, HB
1964 Wally Hilgenberg, G
 Gary Fletcher, C
1976 Mark Fetter, FB

College Football
All-Star Classic

- 2013** Greg Castillo, DB
 Matt Tobin, OL
 James Vandenberg, QB

East-West Shrine

- 1925** Wesley Fry, FB
1930 Willis Glassgow, HB
1931 Harold Ely, T
1934 Joe Laws, HB
 Francis Schammel, G
1936 Dick Crayne, HB
1941 Mike Enich, T
 Ray Murphy, FB
1942 Al Couppee, QB
1943 Bill Burkett, E
1944 William Baughman, C
1948 Harold Shoener, E
 Bob Smith, HB
1949 Dick Woodard, C
1953 Don Chelf, T
 Jerry Hilgenberg, C
1954 George Broeder, FB
 John Hall, T
1955 Jerry Reichow, QB
 Calvin Jones, G
1957 Jim Gibbons, E
 Alex Karras, T
1959 Bob Jeter, HB
 Ray Jauch, HB
 Don Norton, E
1960 Mark Manders, G
1961 Bill Van Buren, C
1962 Larry Ferguson, HB
 Earl McQuiston, G
1963 Mike Reilly, G
 Paul Krause, HB
1965 Karl Noonan, FL
 John Niland, G
1968 Ed Podolak, TB
1969 Larry Ely, LB
1970 Kerry Reardon, SE
1975 Rod Walters, OT
1979 Jim Swift, TE
1981 Ron Hallstrom, OL
1982 Reggie Roby, P
 Mark Bortz, DT
1983 Joe Levelis, OT
1985 Scott Helverson, WB
1988 Bob Kratch, OL
1989 Bill Anderson, OL
1990 Melvin Foster, LB
 Tony Stewart, RB
1991 Mike Saunders, RB
 Leroy Smith, DE
1992 Mike Devlin, C
 Danan Hughes, WR
1993 Mike Wells, DT
1995 Casey Wiegmann, OL

- 1997** Kerry Cooks, DB
1998 Derek Rose, C
 Eric Thigpen, DB
2000 Jason Baker, P
2002 Kahlil Hill, WR
 Aaron Kampman, DL
2003 Brad Banks, QB
 Eric Steinbach, OL
2004 Jared Clauss, DT
2005 Pete McMahon, OL
 Derreck Robinson, DE
2007 Drew Tate, QB
2008 Kenny Iwebema, DE
 Bryan Mattison, DE
2009 Seth Olsen, OL
 Bradley Fletcher, CB
2010 Kyle Calloway, OL
2011 Ryan Donahue, P
 Karl Klug, DL
2012 Shaun Prater, DB
 Markus Zusevics, OL
2013 Keenan Davis, WR
 James Ferentz, OL
 Micah Hyde, DB
2015 Jordan Lomax, DB

Grid Iron Classic

- 1999** Zeron Flemister, TE
2003 Fred Barr, LB
 C. J. Jones, WR
2004 Maurice Brown, WR
 Nathan Chandler, QB
 Kevin Worthy, LB
2005 David Bradley, P

Hula Bowl

- 1955** George Broeder, FB
1956 Calvin Jones, G
1957 Frank Gilliam, E
1958 Alex Karras, T
 Jim Gibbons, E
1959 Randy Duncan, QB
1960 Ray Jauch, HB
1961 Mark Manders, G
 Charles Lee, T
1962 Bill Van Buren, C
1963 Larry Ferguson, HB
 Earl McQuiston, G
1964 Mike Reilly, G
 Wally Hilgenberg, G
1965 Tony Giacobazzi, E
1966 Karl Noonan, FL
 John Niland, OG
1967 Silas McKinnie, TB
1968 Ed Podolak, TB
1969 Larry Ely, LB
1970 Kerry Reardon, SE
1978 Dave Becker, DB
1979 Dennis Mosley, RB
1980 Keith Chappelle, SE
 Jay Hilgenberg, C

- 1981** Andre Tippett, DE
1983 John Alt, OT
 Norm Granger, FB
 Joel Hilgenberg, C
1984 Owen Gill, FB
1986 Ken Sims, DB
1987 Kerry Burt, DB
 Mike Flagg, TE
1988 Marv Cook, TE
 Chuck Hartlieb, QB
1990 Nick Bell, RB
 Merton Hanks, DB
1991 Leroy Smith, DE
1992 Mike Devlin, C
 Alan Cross, TE
 Danan Hughes, WR
1994 Fritz Fequiere, OL
1995 Matt Purdy, OL
 Casey Wiegmann, OL
1996 Bill Ennis-Inge, DE
1997 Tavian Banks, RB
1998 Eric Thigpen, FS
1999 Matt Bowen, DB
 Zeron Flemister, TE
 Bashir Yamini, WR
2000 Kevin Kasper, WR
2002 Kahlil Hill, WR
 Jerry Montgomery, DL
2003 Brad Banks, QB
 Derek Pagel, DB
 David Porter, OL
2004 Fred Russell, RB
2005 Tony Jackson, TE
2006 Antwan Allen, DB
 Brian Ferentz, OL
 Jovon Johnson, DB
 Ed Hinkel, WR
 Clinton Solomon, WR
2007 Mike Elgin, OL
2008 Mike Humpal, LB

Japan Bowl

- 1979 Dave Holsclaw, PK
- 1980 Keith Chappelle, WR
Jay Hilgenberg, C
John Harty, DT
- 1981 Andre Tippett, DE
- 1982 Brett Miller, OT
- 1983 John Alt, OT
Joel Hilgenberg, C
- 1984 Owen Gill, FB
- 1985 Bill Happel, WR
Ronnie Harmon, TB
Chuck Long, QB
Larry Station, LB
- 1986 Dave Croston, OT
Jeff Drost, DT
Robert Smith, WR
Mark Vlasic, QB
- 1987 Quinn Early, WR
Mike Flagg, TE
Kevin Harmon, RB
- 1988 Marv Cook, TE
Dave Haight, NG
Chuck Hartlieb, QB
- 1989 Brad Quast, LB
- 1990 Nick Bell, RB
Matt Ruhland, DL
- 1991 Ron Geater, DT
Matt Rodgers, QB
Mike Saunders, RB
- 1992 Mike Devlin, C
Danan Hughes, WR

King Classic

- 1989 Brad Quast, LB

Las Vegas Classic

- 2004 Grant Steen, LB

North-South

- 1948 Bill Kay, T
- 1953 Bill Fenton, E
George Rice, HB
- 1954 Warren Lawson, C
Lou Matykiewicz, E
- 1955 Jim Freeman, E
- 1957 Frank Bloomquist, G
Bob Commings, G
Frank Rigney, T
- 1959 Don Horn, FB
Curt Merz, E
Bill Lapham, C
- 1960 Lloyd Humphreys, C
- 1961 Bill Whisler, E
- 1962 Bill Perkins, FB
- 1963 Cloyd Webb, E
Gary Fletcher, C
Wally Hilgenberg, G
- 1964 Tony Giacobazzi, E
Phillip Deutsch, T
- 1969 Jon Meskimen, G
- 1970 Layne McDowell, DT
Tim Sullivan, FB
- 1972 Craig Darling, OG

Senior Bowl

- 1952 Bill Reichardt, FB
- 1954 Jerry Hilgenberg, C
Don Chelf, T
- 1956 Jerry Reichow, QB
Jim Freeman, E
- 1958 Jim Gibbons, E
Alex Karras, T
Frank Rigney, T
- 1960 Bill Lapham, C
Don Norton, E
Olen Treadway, QB
Curt Merz, E
- 1964 Paul Krause, E
- 1970 Layne McDowell, DT
- 1971 Craig Clemons, DB
- 1975 Rod Walters, OT
Jim Jensen, HB
- 1979 Jim Swift, TE
- 1983 Joel Hilgenberg, C
- 1995 Scott Slutzker, TE
- 1996 Sedrick Shaw, RB
Ross Verba, DB
- 1997 Tim Dwight, WR
Mike Goff, OL
- 1998 Jared DeVries, DT
Matt Hughes, LB
- 2002 Ladell Betts, RB
- 2003 Colin Cole, DT
Eric Steinbach, OL
Bruce Nelson, C
- 2004 Maurice Brown, WR
Nate Kaeding, PK
Bob Sanders, DB
- 2005 Jonathan Babineaux, DL
Sean Considine, DB
Matt Roth, DE
- 2006 Chad Greenway, LB
Abdul Hodge, LB
- 2007 Scott Chandler, TE
Marshal Yanda, OL
Charles Godfrey, DB
- 2008 Mitch King, DT
- 2009 A. J. Edds, LB
- 2011 Christian Ballard, DL
Adrian Clayborn, DL
Ricky Stanzi, QB
- 2012 Mike Daniels, DL
Marvin McNutt, Jr., WR
- 2013 C.J. Fiedorowicz, TE
Christian Kirksey, LB
- 2014 Carl Davis, DL
Louis Trinca-Pasat, DL
- 2015 Austin Blythe, OL
Henry Krieger Coble, TE
- 2016 C.J. Beathard, QB
Jaleel Johnson, DL
Desmond King, DB

Tribune All-Star

- 1934 Joe Laws, HB
- 1936 Dick Crayne, FB
- 1939 Frank Balazs, FB
- 1940 Nile Kinnick, HB
Floyd Dean, HB
Dick Evans, E
- 1941 Ken Pettit, E
- 1942 Bill Diehl, C
Bill Green, RB
Jim Walker, T
- 1943 Tom Hand, C
Jim Youell, QB
Bob Penaluna, G
- 1945 Stan Mohrbacher, T
- 1947 Bruno Niedziela, T
- 1949 Bill Kay, T
Al DiMarco, QB
- 1950 Don Winslow, G
- 1952 Bill Reichardt, FB
- 1954 Jerry Hilgenberg, C
Bill Fenton, E
- 1956 Jerry Reichow, QB
Edward Vincent, HB
- 1958 Jim Gibbons, E
Alex Karras, T
- 1959 Charles Lewis, T
- 1960 Bill Lapham, C
- 1963 Larry Ferguson, HB
- 1964 Wally Hilgenberg, G
Mike Reilly, G
Paul Krause, HB
- 1966 Al Randolph, DB
John Niland, OG
- 1969 Ed Podolak, HB
- 1972 Craig Clemons, DB
- 1976 Joe Devlin, OG
Jim Jensen, HB
Rod Walters, OT

All-Star Honors

Jerry Reichow

Most Valuable Player, 1955 East-West Shrine Game

Paul Krause

Most Valuable Player, 1964 Senior Bowl

Craig Clemons

Best Defensive Back, 1971 Senior Bowl

Fred Russell

Team MVP, 2004 Hula Bowl

Carl Davis

Practice Player of the Week, defense, 2015 Senior Bowl

Iowa football has been a popular choice for football fans, as Iowa's attendance figures would indicate. But the Hawkeyes have also been a favorite for television viewers as well, as nearly all of Iowa's football games in recent seasons have been selected for television. Iowa football games were televised on at least five different networks eight out of the last nine seasons (2008, 2009, 2011, 2012, 2013, 2014, 2015, 2016). In 2010, all 13 games were televised by ABC, ESPN or the Big Ten Network.

Every Iowa game over the past 16 seasons has been televised, with 150 games being carried to a national audience. All 12 of Iowa's regular season games during the 2017 season will again be televised. The Hawkeyes have a 218-144-5 overall television record, and during one stretch (1955 to 1959) went 10 games without a defeat.

1953 (1-0) Network
 10/24_ Iowa 19, Indiana 13 _____ NBC

1954 (1-0) Network
 9/25_ Iowa 14, Michigan State 10 _____ ABC

1955 (1-1) Network
 10/29_ Michigan 33, Iowa 21 _____ NBC
 11/5_ Iowa 26, Minnesota 0 _____ CBS

1956 (3-0) Network
 9/29_ Iowa 27, Indiana 0 _____ NBC
 11/10_ Iowa 7, Minnesota 0 _____ NBC
 1/1_ Iowa 35, Oregon State 19 _____ NBC

1957 (1-0-1) Network
 11/2_ Iowa 21, Michigan 21 _____ NBC
 11/23_ Iowa 21, Notre Dame 13 _____ NBC

1958 (3-0) Network
 10/18_ Iowa 20, Wisconsin 9 _____ NBC
 11/22_ Iowa 31, Notre Dame 21 _____ ABC
 1/1_ Iowa 38, California 12 _____ NBC

1959 (1-1) Network
 10/10_ Iowa 37, Michigan State 8 _____ NBC
 10/24_ Purdue 14, Iowa 7 _____ ABC

1960 (2-0) Network
 10/15_ Iowa 28, Wisconsin 21 _____ ABC
 11/12_ Iowa 35, Ohio State 12 _____ ABC

1961 (1-1) Network
 10/7_ Iowa 35, Southern Cal 34 _____ ABC
 11/11_ Minnesota 16, Iowa 9 _____ ABC

1964 (1-0) Network
 10/3_ Iowa 28, Washington 18 _____ NBC

1965 (1-1) Network
 9/25_ Iowa 27, Oregon State 7 _____ NBC
 11/6_ Michigan State 35, Iowa 0 _____ NBC

1969 (2-0) Network
 10/25_ Iowa 19, Michigan State 18 _____ ABC
 11/8_ Iowa 28, Indiana 17 _____ ABC

1971 (0-1) Network
 9/25_ Penn State 44, Iowa 14 _____ ABC

1977 (1-1) Network
 9/17_ Iowa 12, Iowa State 10 _____ ABC
 10/28_ Purdue 34, Iowa 7 _____ ABC

1981 (1-2) Network
 10/24_ Minnesota 12, Iowa 10 _____ ABC
 11/14_ Iowa 17, Wisconsin 7 _____ ABC
 1/1_ Washington 28, Iowa 0 _____ NBC

1982 (3-0) Network
 10/9_ Iowa 24, Indiana 20 _____ CBS
 10/30_ Iowa 14, Illinois 13 _____ CBS
 12/31_ Iowa 28, Tennessee 22 _____ CBS

1983 (2-2) Network
 9/10_ Iowa 51, Iowa State 10 _____ ABC
 9/24_ Iowa 20, Ohio State 14 _____ CBS
 10/22_ Michigan 16, Iowa 13 _____ ABC
 12/31_ Florida 14, Iowa 6 _____ ABC

1984 (5-3-1) Network
 9/8_ Iowa 59, Iowa State 21 _____ REG
 9/22_ Ohio State 45, Iowa 26 _____ CBS
 9/29_ Iowa 21, Illinois 16 _____ CBS
 10/20_ Iowa 26, Michigan 0 _____ CBS
 10/27_ Iowa 24, Indiana 20 _____ REG
 11/3_ Iowa 10, Wisconsin 10 _____ CBS
 11/10_ Michigan State 17, Iowa 16 _____ REG
 11/17_ Minnesota 23, Iowa 17 _____ REG
 12/26_ Iowa 55, Texas 17 _____ METRO

1985 (5-2) Network
 9/28_ Iowa 57, Iowa State 3 _____ RAYCOM
 10/5_ Iowa 35, Michigan State 31 _____ CBS
 10/19_ Iowa 12, Michigan 10 _____ CBS
 11/2_ Ohio State 22, Iowa 13 _____ CBS
 11/16_ Iowa 27, Purdue 24 _____ CBS
 11/23_ Iowa 31, Minnesota 9 _____ WTBS
 1/1_ UCLA 45, Iowa 28 _____ NBC

1986 (4-2) Network
 9/13_ Iowa 43, Iowa State 7 _____ WTBS
 10/4_ Iowa 24, Michigan State 21 _____ CBS
 10/18_ Michigan 20, Iowa 17 _____ CBS
 11/1_ Ohio State 31, Iowa 10 _____ WTBS
 11/22_ Iowa 30, Minnesota 27 _____ WTBS
 12/30_ Iowa 39, San Diego State 38 _____ REG

1987 (4-3) Network
 8/30_ Tennessee 23, Iowa 22 _____ ABC
 9/19_ Iowa 48, Iowa State 9 _____ REG
 10/3_ Michigan St. 19, Iowa 14 _____ BIG TEN
 10/17_ Michigan 37, Iowa 10 _____ ABC
 10/24_ Iowa 38, Purdue 14 _____ ABC
 10/31_ Iowa 29, Indiana 21 _____ BIG TEN
 12/30_ Iowa 20, Wyoming 19 _____ ESPN

1988 (3-3-3) Network
 9/3_ Hawaii 27, Iowa 24 _____ REG
 9/24_ Iowa 10, Iowa State 3 _____ BIG TEN
 10/1_ Iowa 10, Michigan State 10 _____ ABC
 10/15_ Iowa 17, Michigan 17 _____ ABC
 10/22_ Iowa 31, Purdue 7 _____ BIG TEN
 10/29_ Indiana 45, Iowa 34 _____ ABC
 11/12_ Iowa 24, Ohio State 24 _____ BIG TEN
 11/19_ Iowa 31, Minnesota 22 _____ BIG TEN
 12/31_ N. C. State 28, Iowa 23 _____ MISLOU

1989 (1-3) Network
 9/23_ Iowa 31, Iowa State 21 _____ REG
 10/21_ Michigan 26, Iowa 12 _____ ABC
 11/4_ Illinois 31, Iowa 7 _____ ABC
 11/11_ Ohio State 28, Iowa 0 _____ ESPN

1990 (4-2) Network
 9/22_ Iowa 45, Iowa State 35 _____ REG
 10/20_ Iowa 24, Michigan 23 _____ ESPN
 11/3_ Iowa 54, Illinois 28 _____ ABC
 11/10_ Ohio State 27, Iowa 26 _____ ABC
 11/17_ Iowa 38, Purdue 9 _____ ABC
 Jan. 1_ Washington 46, Iowa 34 _____ ABC

1991 (6-1-1) Network
 9/7_ Iowa 53, Hawaii 10 _____ ESPN
 9/14_ Iowa 29, Iowa State 10 _____ REG
 10/5_ Michigan 43, Iowa 24 _____ ABC
 10/19_ Iowa 24, Illinois 21 _____ ABC
 10/26_ Iowa 31, Purdue 21 _____ ESPN
 11/2_ Iowa 16, Ohio State 9 _____ ABC
 11/9_ Iowa 38, Indiana 21 _____ ABC
 12/31_ Iowa 13, BYU 13 _____ ESPN

1992 (2-5) Network
 8/28_ N. C. State 24, Iowa 14 _____ RAYCOM
 9/5_ Miami (FL) 24, Iowa 7 _____ ABC
 9/12_ Iowa 21, Iowa State 7 _____ ESPN
 9/26_ Colorado 28, Iowa 12 _____ ABC
 10/3_ Michigan 52, Iowa 28 _____ ABC
 10/17_ Iowa 24, Illinois 14 _____ ESPN
 10/31_ Ohio State 38, Iowa 15 _____ ABC

1993 (1-4) Network
 9/11_ Iowa 31, Iowa State 28 _____ ABC
 9/18_ Penn State 31, Iowa 0 _____ ABC
 10/2_ Michigan 24, Iowa 7 _____ ESPN
 11/23_ Michigan State 24, Iowa 10 _____ ESPN
 12/31_ California 37, Iowa 3 _____ ESPN

1994 (1-2) Network
 9/10_ Iowa 37, Iowa State 9 _____ ABC
 9/17_ Penn State 61, Iowa 21 _____ ESPN2
 10/1_ Michigan 29, Iowa 14 _____ ABC

1995 (5-4) Network

9/16__ Iowa 27, Iowa State 10 _____ REG
 10/7__ Iowa 21, Michigan St. 7 _____ BIG TEN
 10/14__ Iowa 22, Indiana 13 _____ ESPN2
 10/21__ Penn State 41, Iowa 27 _____ ABC
 10/28__ Ohio State 56, Iowa 35 _____ ESPN
 11/4__ Illinois 26, Iowa 7 _____ ESPN
 11/11__ Northwestern 31, Iowa 20 _____ BIG TEN
 11/18__ Iowa 33, Wisconsin 20 _____ ESPN2
 12/29__ Iowa 38, Washington 18 _____ CBS

1996 (8-3) Network

9/7__ Iowa 21, Arizona 20 _____ ESPN
 9/14__ Iowa 38, Iowa State 13 _____ ABC
 9/21__ Tulsa 27, Iowa 20 _____ REG
 10/5__ Iowa 37, Michigan State 30 _____ ESPN2
 10/19__ Iowa 21, Penn State 20 _____ ESPN2
 10/26__ Ohio State 38, Iowa 26 _____ ABC
 11/2__ Iowa 31, Illinois 21 _____ BIG TEN
 11/9__ Northwestern 40, Iowa 13 _____ ABC
 11/16__ Iowa 31, Wisconsin 0 _____ ESPN
 11/23__ Iowa 43, Minnesota 24 _____ ESPN2
 12/20__ Iowa 27, Texas Tech 0 _____ ESPN

1997 (5-5) Network

9/6__ Iowa 66, Northern Iowa 0 _____ E-REG
 9/20__ Iowa 63, Iowa State 20 _____ ABC
 9/27__ Iowa 38, Illinois 10 _____ ESPN2
 10/4__ Ohio State 23, Iowa 7 _____ ABC
 10/18__ Michigan 28, Iowa 24 _____ ESPN
 10/25__ Iowa 62, Indiana 0 _____ E-REG
 11/1__ Iowa 35, Purdue 17 _____ ESPN2
 11/8__ Wisconsin 13, Iowa 10 _____ ESPN
 11/15__ Northwestern 15, Iowa 14 _____ ESPN2
 12/31__ Arizona State 17, Iowa 7 _____ CBS

1998 (3-6) Network

9/5__ Iowa 38, C. Michigan 0 _____ E-REG
 9/12__ Iowa State 27, Iowa 9 _____ ESPN2
 9/19__ Arizona 35, Iowa 11 _____ FOX
 9/26__ Iowa 37, Illinois 14 _____ E-REG
 10/3__ Michigan 12, Iowa 9 _____ ABC
 10/10__ Iowa 26, Northwestern 24 _____ ESPN2
 10/17__ Indiana 14, Iowa 7 _____ E-REG
 10/24__ Wisconsin 31, Iowa 0 _____ ABC
 11/14__ Ohio State 45, Iowa 14 _____ ABC

1999 (1-8) Network

9/4__ Nebraska 42, Iowa 7 _____ ABC
 9/11__ Iowa State 17, Iowa 10 _____ FOX
 9/18__ Iowa 24, Northern Illinois 0 _____ E-REG
 10/2__ Michigan State 49, Iowa 3 _____ E-REG
 10/9__ Penn State 31, Iowa 7 _____ E-REG
 10/16__ Northwestern 23, Iowa 21 _____ E-REG
 10/30__ Ohio State 41, Iowa 11 _____ E-REG
 11/13__ Wisconsin 41, Iowa 3 _____ ABC
 11/20__ Minnesota 25, Iowa 21 _____ E-REG

2000 (3-7) Network

8/26__ Kansas State 27, Iowa 7 _____ FOX
 9/16__ Iowa State 24, Iowa 14 _____ E-REG
 9/23__ Nebraska 42, Iowa 13 _____ ABC
 9/30__ Indiana 45, Iowa 33 _____ E-REG
 10/7__ Iowa 21, Michigan State 16 _____ E-REG
 10/21__ Ohio State 38, Iowa 10 _____ E-REG
 10/28__ Wisconsin 13, Iowa 7 _____ E-REG
 11/4__ Iowa 26, Penn St. 23 (2 OT) _____ E-REG
 11/11__ Iowa 27, Northwestern 17 _____ E-REG
 11/18__ Minnesota 27, Iowa 24 _____ E-REG

2001 (6-5) Network

9/1__ Iowa 51, Kent State 0 _____ E-REG
 9/8__ Iowa 44, Miami, OH 19 _____ E-REG
 9/29__ Iowa 24, Penn State 18 _____ ESPN
 10/6__ Purdue 23, Iowa 14 _____ ESPN
 10/13__ Michigan St. 31, Iowa 28 _____ ESPN2
 10/20__ Iowa 42, Indiana 28 _____ E-REG
 10/27__ Michigan 32, Iowa 26 _____ ABC
 11/3__ Wisconsin 34, Iowa 28 _____ E-REG
 11/10__ Iowa 59, Northwestern 16 _____ E-REG
 11/24__ Iowa State 17, Iowa 14 _____ FOX
 12/29__ Iowa 19, Texas Tech 16 _____ ESPN

2002 (11-2) Network

8/31__ Iowa 57, Akron 21 _____ E-REG
 9/7__ Iowa 29, Miami, OH 24 _____ E-REG
 9/14__ Iowa State 36, Iowa 31 _____ ESPN2
 9/21__ Iowa 48, Utah State 7 _____ E-REG
 9/28__ Iowa 35, Penn State 28 (OT) _____ ESPN
 10/5__ Iowa 31, Purdue 28 _____ ESPN
 10/12__ Iowa 44, Michigan State 16 _____ ESPN
 10/19__ Iowa 24, Indiana 6 _____ E-REG
 10/26__ Iowa 34, Michigan 9 _____ E-REG
 11/2__ Iowa 20, Wisconsin 3 _____ ESPN
 11/9__ Iowa 62, Northwestern 10 _____ ESPN2
 11/16__ Iowa 45, Minnesota 21 _____ ESPN
 1/2__ USC 38, Iowa 17 _____ ABC

2003 (10-3) Network

8/30__ Iowa 21, Miami, OH 3 _____ ESPN2
 9/6__ Iowa 56, Buffalo 7 _____ E-REG
 9/13__ Iowa 40, Iowa State 21 _____ FOX
 9/20__ Iowa 21, Arizona State 2 _____ ESPN2
 9/27__ Michigan State 20, Iowa 10 _____ E-REG
 10/4__ Iowa 30, Michigan 27 _____ ABC
 10/18__ Ohio State 19, Iowa 10 _____ ABC
 10/25__ Iowa 26, Penn State 14 _____ ABC
 11/1__ Iowa 41, Illinois 10 _____ E-REG
 11/8__ Purdue 26, Iowa 14 _____ ESPN
 11/15__ Iowa 40, Minnesota 22 _____ ESPN
 11/22__ Iowa 27, Wisconsin 21 _____ ABC
 1/1__ Iowa 37, Florida 17 _____ ESPN

2004 (10-2) Network

9/4__ Iowa 39, Kent State 7 _____ E-REG
 9/11__ Iowa 17, Iowa State 10 _____ E-REG
 9/18__ Arizona State 44, Iowa 7 _____ E-REG
 9/25__ Michigan 30, Iowa 17 _____ ABC
 10/2__ Iowa 38, Michigan State 16 _____ E-REG
 10/16__ Iowa 33, Ohio State 7 _____ ABC
 10/23__ Iowa 6, Penn State 4 _____ ESPN2
 10/30__ Iowa 23, Illinois 13 _____ E-REG
 11/6__ Iowa 23, Purdue 21 _____ ESPN
 11/13__ Iowa 29, Minnesota 27 _____ ESPN
 11/20__ Iowa 30, Wisconsin 7 _____ ESPN
 1/1__ Iowa 30, LSU 25 _____ ABC

2005 (7-5) Network

9/4__ Iowa 56, Ball State 0 _____ E-REG
 9/10__ Iowa State 23, Iowa 3 _____ ABC
 9/17__ Iowa 45, Northern Iowa 21 _____ E-REG
 9/24__ Ohio State 31, Iowa 6 _____ ABC
 10/1__ Iowa 35, Illinois 7 _____ E-REG
 10/8__ Iowa 34, Purdue 17 _____ ESPN
 10/15__ Iowa 38, Indiana 21 _____ E-REG
 10/22__ Michigan 23, Iowa 20 (OT) _____ ABC
 11/5__ Northwestern 28, Iowa 27 _____ ESPN
 11/12__ Iowa 20, Wisconsin 10 _____ ESPN
 11/19__ Iowa 52, Minnesota 28 _____ ESPN2
 1/2__ Florida 31, Iowa 24 _____ ESPN

2006 (6-7) Network

9/2__ Iowa 41, Montana 7 _____ ESPN2
 9/9__ Iowa 20, Syracuse 13 (2 OT) _____ ABC
 9/16__ Iowa 27, Iowa State 17 _____ ESPN
 9/23__ Iowa 24, Illinois 7 _____ E-REG
 9/30__ Ohio State 38, Iowa 17 _____ ABC
 10/7__ Iowa 47, Purdue 17 _____ ESPN2
 10/14__ Indiana 31, Iowa 28 _____ ESPN2
 10/21__ Michigan 20, Iowa 6 _____ ABC
 10/28__ Iowa 24, N. Illinois 21 _____ ESPN2
 11/4__ Northwestern 21, Iowa 7 _____ E-REG
 11/11__ Wisconsin 24, Iowa 21 _____ ESPN
 11/18__ Minnesota 34, Iowa 24 _____ E-REG
 12/30__ Texas 26, Iowa 24 _____ ESPN

2007 (6-6) Network

9/1__ Iowa 16, N. Illinois 3 _____ ESPN2
 9/8__ Iowa 35, Syracuse 0 _____ BTN
 9/15__ Iowa State 15, Iowa 13 _____ VERSUS
 9/22__ Wisconsin 17, Iowa 13 _____ ABC
 9/29__ Indiana 38, Iowa 20 _____ BTN
 10/6__ Penn State 27, Iowa 7 _____ ABC
 10/13__ Iowa 10, Illinois 6 _____ ESPN2
 10/20__ Purdue 31, Iowa 6 _____ ESPN2
 10/27__ Iowa 34, Michigan St. 27 (2 OT) _____ ESPN2
 11/3__ Iowa 28, Northwestern 17 _____ ESPN2
 11/10__ Iowa 21, Minnesota 16 _____ BTN
 11/17__ W. Michigan 28, Iowa 19 _____ BTN

2008 (9-4) Network

8/30 Iowa 46, Maine 3 BTN
 9/6 Iowa 42, Fla. International 0 BTN
 9/13 Iowa 17, Iowa State 5 BTN
 9/20 Pittsburgh 21, Iowa 20 ESPN2
 9/27 Northwestern 22, Iowa 17 ESPN-C
 10/4 Michigan State 16, Iowa 13 ESPN2
 10/11 Iowa 45, Indiana 9 BTN
 10/18 Iowa 38, Wisconsin 16 BTN
 11/1 Illinois 27, Iowa 24 ABC
 11/8 Iowa 24, Penn State 23 ABC
 11/15 Iowa 22, Purdue 17 BTN
 11/22 Iowa 55, Minnesota 0 BTN
 1/1 Iowa 31, South Carolina 10 ESPN

2009 (11-2) Network

9/5 Iowa 17, Northern Iowa 16 BTN
 9/12 Iowa 35, Iowa State 3 FOX
 9/19 Iowa 27, Arizona 17 ABC
 9/26 Iowa 21, Penn State 10 ABC
 10/3 Iowa 24, Arkansas State 21 ESPN2
 10/10 Iowa 30, Michigan 28 ABC
 10/17 Iowa 20, Wisconsin 10 ESPN
 10/24 Iowa 15, Michigan State 13 BTN
 10/31 Iowa 42, Indiana 24 ESPN
 11/7 Northwestern 17, Iowa 10 ESPN
 11/14 Ohio State 27, Iowa 24 (OT) ABC
 11/21 Iowa 12, Minnesota 0 ESPN
 1/5 Iowa 24, Georgia Tech 14 FOX

2010 (8-5) Network

9/4 Iowa 37, Eastern Illinois 7 BTN
 9/11 Iowa 35, Iowa State 7 ABC
 9/18 Arizona 34, Iowa 27 ESPN
 9/25 Iowa 45, Ball State 0 BTN
 10/2 Iowa 24, Penn State 3 ESPN
 10/16 Iowa 38, Michigan 28 ABC
 10/23 Wisconsin 31, Iowa 30 ABC
 10/30 Iowa 37, Michigan State 6 ABC
 11/6 Iowa 18, Indiana 13 BTN
 11/13 Northwestern 21, Iowa 17 ESPN
 11/20 Ohio State 20, Iowa 17 ABC
 11/27 Minnesota 27, Iowa 24 BTN
 12/28 Iowa 27, Missouri 24 ESPN

2011 (7-6) Network

9/3 Iowa 34, Tennessee Tech 7 BTN
 9/10 Iowa State 44, Iowa 41 (3OT) FSN
 9/17 Iowa 31, Pittsburgh 27 ESPN2
 9/24 Iowa 45, ULM 17 BTN
 10/8 Penn State 13, Iowa 3 ABC
 10/15 Iowa 41, Northwestern 31 BTN
 10/22 Iowa 45, Indiana 24 BTN
 10/29 Minnesota 22, Iowa 21 BTN
 11/5 Iowa 24, Michigan 16 ESPN
 11/12 Michigan State 37, Iowa 21 ESPN2
 11/19 Iowa 31, Purdue 21 BTN
 11/25 Nebraska 20, Iowa 7 ABC
 12/30 Oklahoma 31, Iowa 14 ESPN

2012 (4-8) Network

9/1 Iowa 18, N. Illinois 17 ESPN2
 9/8 Iowa State 9, Iowa 6 BTN
 9/15 Iowa 27, Northern Iowa 16 BTN
 9/22 Central Michigan 32, Iowa 31 BTN
 9/29 Iowa 31, Minnesota 13 ESPN2
 10/13 Iowa 19, Michigan St. 16 (2OT) ESPN
 10/20 Penn State 38, Iowa 14 BTN
 10/27 Northwestern 28, Iowa 17 ESPN2
 11/3 Indiana 24, Iowa 21 BTN
 11/10 Purdue 27, Iowa 24 BTN
 11/17 Michigan 42, Iowa 17 ESPN
 11/23 Nebraska 13, Iowa 7 ABC

2013 (8-5) Network

8/31 N. Illinois 30, Iowa 27 BTN
 9/7 Iowa 28, Missouri State 14 BTN
 9/14 Iowa 27, Iowa State 21 FS1
 9/21 Iowa 59, W. Michigan 3 BTN
 9/28 Iowa 23, Minnesota 7 ABC
 10/5 Michigan State 26, Iowa 14 ESPN2
 10/19 Ohio State 34, Iowa 24 ABC
 10/26 Iowa 17, Northwestern 10 (OT) BTN
 11/2 Wisconsin 28, Iowa 9 ABC
 11/9 Iowa 38, Purdue 14 BTN
 11/23 Iowa 24, Michigan 21 BTN
 11/29 Iowa 38, Nebraska 17 ABC
 1/1 LSU 21, Iowa 14 ESPN

2014 (7-6) Network

8/31 Iowa 31, Northern Iowa 23 BTN
 9/6 Iowa 17, Ball State 13 ESPN2
 9/13 Iowa State 20, Iowa 17 ESPN
 9/20 Iowa 24, Pittsburgh 20 ESPN2
 9/27 Iowa 24, Purdue 10 BTN
 10/11 Iowa 45, Indiana 29 ESPN2
 10/18 Maryland 38, Iowa 31 ESPN2
 11/1 Iowa 48, Northwestern 7 BTN
 11/8 Minnesota 51, Iowa 14 ESPN2
 11/15 Iowa 30, Illinois 14 BTN
 11/22 Wisconsin 26, Iowa 24 ABC
 11/18 Nebraska 37, Iowa 34 (OT) ABC
 1/2 Tennessee 45, Iowa 28 ESPN

2015 (12-2) Network

9/5 Iowa 31, Illinois State 14 BTN
 9/12 Iowa 31, Iowa State 17 FOX
 9/19 Iowa 27, Pittsburgh 24 BTN
 9/26 Iowa 62, North Texas 16 ESPN2
 10/3 Iowa 10, Wisconsin 6 ESPN
 10/10 Iowa 29, Illinois 20 ESPN2
 10/17 Iowa 40, Northwestern 10 ABC
 10/31 Iowa 31, Maryland 15 ABC
 11/7 Iowa 35, Indiana 27 ESPN
 11/14 Iowa 40, Minnesota 35 BTN
 11/21 Iowa 40, Purdue 20 ESPN2
 11/27 Iowa 28, Nebraska 20 ABC
 12/5 Michigan State 16, Iowa 13 FOX
 1/1 Stanford 45, Iowa 16 ESPN

Iowa's Record by Network

ABC:	41-53-1
Big Ten:	11-2-1
Big Ten Network:	29-11
CBS:	12-4-1
ESPN:	34-24-1
ESPN2:	25-15
ESPN Regional:	28-16
ESPN Classic:	1-0
ESPNU:	9-1
FOX:	4-6
Fox Sports 1:	1-0
Metro:	1-0
Misou:	0-1
NBC:	10-4-1
Raycom:	1-1
Regional:	8-4
Versus:	0-1
WTBS:	3-1
Total:	218-144-5

2016 (8-5) Network

9/3 Iowa 45, Miami Ohio 21 ESPN2
 9/10 Iowa 42, Iowa State 3q BTN
 9/17 N. Dakota State 23, Iowa 21 ESPN2
 9/24 Iowa 14, Rutgers 7 ESPN2
 10/1 Northwestern 38, Iowa 31 ESPN2
 10/8 Iowa 14, Minnesota 7 ESPN2
 10/15 Iowa 49, Purdue 35 ESPN2
 10/22 Wisconsin 17, Iowa 9 ESPN
 11/5 Penn State 41, Iowa 14 BTN
 11/12 Iowa 14, Michigan 13 ABC
 11/19 Iowa 28, Illinois 0 BTN
 11/25 Iowa 40, Nebraska 10 ABC
 1/2 Florida 30, Iowa 3 ABC

Legend

BTN -- Big Ten Network, Big Ten -- Big Ten Conference regional network, REG -- Iowa or opponent regional network, E-REG -- ESPN Regional, ESPN-C -- ESPN Classic, FS1 -- Fox Sports 1

No coach

1889 (0-1-0)
11/16 ___ L ___ Grinnell _____ 0-24

1890 (1-1-0)
10/18 ___ L * ___ Grinnell _____ 6-14
___ L ___ Iowa Medical _____ 10-22
11/27 ___ W ___ Iowa Wesleyan _____ 91-0

1891 (3-2-0)
10/24 ___ W * ___ Cornell _____ 64-6
11/2 ___ L * ___ Minnesota _____ 4-42
11/9 ___ L ___ Grinnell _____ 4-6
11/26 ___ W ___ Nebraska _____ 22-0
12/5 ___ W ___ Kansas _____ 18-14

Coach E.A. Dalton

1892 (3-2-1)
10/21 ___ W ___ Coe _____ 48-0
10/29 ___ W * ___ Knox _____ 44-0
11/5 ___ L ___ Kansas _____ 4-24
11/12 ___ L ___ Missouri _____ 0-22
11/16 ___ W * ___ Grinnell _____ 18-12
11/24 ___ T ___ Nebraska _____ 10-10

Coach Ben Donnelly

1893 (3-4-0)
10/7 ___ W ___ Coe _____ 56-0
10/14 ___ L ___ Denver Ath. Club _____ 0-58
10/21 ___ W * ___ Luther _____ 32-0
11/4 ___ L ___ Kansas _____ 24-35
11/11 ___ L ___ Grinnell _____ 14-36
11/18 ___ W * ___ Missouri _____ 34-12
11/30 ___ L ___ Nebraska _____ 18-20

Coach Roger Sherman

1894 (4-4-1)
10/1 ___ L * ___ Iowa State _____ 8-16
10/13 ___ W * ___ Cornell _____ 60-0
10/20 ___ W ___ Augustana _____ 34-0
10/27 ___ T ___ Chicago _____ 18-18
10/29 ___ L ___ Wisconsin _____ 0-44
11/3 ___ W * ___ Kansas _____ 14-12
11/10 ___ W * ___ Grinnell _____ 6-0
11/19 ___ L ___ Missouri _____ 6-32
11/29 ___ L ___ *Nebraska _____ 0-36

No coach

1895 (2-5-0)
10/12 ___ L * ___ Doane _____ 0-10
10/19 ___ W ___ Parsons _____ 28-0
10/28 ___ L * ___ Iowa State _____ 0-24
11/2 ___ L ___ Kansas _____ 0-52
11/18 ___ L ___ Missouri _____ 0-34
11/19 ___ W ___ Penn College _____ 14-12
11/28 ___ L ___ Nebraska _____ 0-6

Coach A.E. Bull

1896 (7-1-1)
10/3 ___ W * ___ Drake _____ 32-0
10/10 ___ L ___ Chicago _____ 0-6
10/26 ___ W * ___ Kansas _____ 6-0
11/4 ___ W * ___ Wilton _____ 27-0
11/9 ___ W ___ Missouri _____ 12-0
11/14 ___ W ___ *Grinnell _____ 15-6
11/21 ___ W ___ *D.M. YMCA _____ 34-0
11/26 ___ T ___ *Nebraska _____ 0-0
11/28 ___ W ___ *Nebraska _____ 6-0

Coach Otto Wagonhurst

1897 (4-4-0)
10/2 ___ W * ___ Wilton _____ 22-4
10/16 ___ W ___ Northwestern _____ 12-6
10/23 ___ L * ___ P & S _____ 0-14
10/30 ___ L ___ Kansas _____ 0-56
11/5 ___ L * ___ Iowa State _____ 0-6
11/13 ___ W ___ Drake _____ 16-0
11/20 ___ W * ___ Grinnell _____ 16-12
11/25 ___ L ___ Nebraska _____ 0-6

Coach Alden Knipe

1898 (3-4-2)
10/1 ___ T ___ *Knox _____ 0-0
10/8 ___ L ___ Chicago _____ 0-38
10/15 ___ L * ___ Drake _____ 5-18
10/22 ___ W * ___ Upper Iowa _____ 23-5
10/29 ___ L ___ *Rush _____ 11-15
11/5 ___ L * ___ Iowa Teachers _____ 5-11
11/12 ___ T ___ Grinnell _____ 5-5
11/17 ___ W * ___ Simpson _____ 12-0
11/24 ___ W ___ Nebraska _____ 6-5

1899 (8-0-1)

9/23 ___ W * ___ Iowa Teachers _____ 22-0
10/7 ___ T ___ Chicago _____ 5-5
10/14 ___ W * ___ Penn _____ 35-0
10/21 ___ W * ___ Rush _____ 17-0
10/28 ___ W * ___ Iowa State _____ 5-0
11/4 ___ W ___ Nebraska _____ 30-0
11/11 ___ W * ___ Grinnell _____ 16-6
11/18 ___ W * ___ Knox _____ 33-0
11/30 ___ W ___ Illinois _____ 58-0

1900 (7-0-1, 2-0-1)

9/28 ___ W * ___ Upper Iowa _____ 57-0
10/6 ___ W * ___ Iowa Teachers _____ 68-0
10/13 ___ W * ___ Simpson _____ 47-0
10/19 ___ ___ Iowa State _____ cancelled
10/26 ___ W * ___ Drake _____ 26-0
11/2 ___ W ___ Chicago _____ 17-0
11/10 ___ W ___ Michigan _____ 28-5
11/17 ___ W * ___ Grinnell _____ 63-2
11/29 ___ T ___ Northwestern _____ 5-5

1901 (6-3-0, 0-3-0)

10/5 ___ W * ___ Iowa Teachers _____ 16-0
10/12 ___ W ___ Drake _____ 6-5
10/19 ___ W * ___ Iowa State _____ 12-0
10/26 ___ L ___ Minnesota _____ 0-16
10/30 ___ W * ___ Coe _____ 11-0
11/2 ___ W * ___ Knox _____ 23-6
11/9 ___ L * ___ Illinois _____ 0-27
11/16 ___ W * ___ Grinnell _____ 17-11
11/28 ___ L ___ Michigan _____ 0-50

1902 (5-4-0, 0-3-0)

10/4 ___ W * ___ Iowa Teachers _____ 63-5
10/11 ___ W * ___ Drake _____ 12-0
10/18 ___ W * ___ Simpson _____ 10-0
10/25 ___ L * ___ Minnesota _____ 0-34
11/1 ___ W * ___ Iowa State _____ 12-6
11/8 ___ L ___ Michigan _____ 0-107
11/15 ___ W ___ Washington (MO) _____ 61-0
11/20 ___ L ___ Missouri _____ 0-6
11/27 ___ L ___ Illinois _____ 0-80

Coach John Chalmers

1903 (9-2-0, 1-1-0)
9/27 ___ W * ___ Cornell _____ 6-0
9/30 ___ W * ___ Coe _____ 16-0
10/3 ___ W * ___ Iowa Teachers _____ 29-0
10/9 ___ W * ___ Drake _____ 22-6
10/17 ___ L ___ Minnesota _____ 0-75
10/24 ___ W ___ Grinnell _____ 17-0
10/31 ___ L * ___ Nebraska _____ 6-17
11/6 ___ W * ___ Simpson _____ 35-2
11/14 ___ W ___ Missouri _____ 16-0
11/21 ___ W * ___ Illinois _____ 12-0
11/26 ___ W ___ Washington (MO) _____ 12-2

1904 (7-4-0, 0-3-0)

9/24 ___ W * ___ Coe _____ 17-0
9/28 ___ W * ___ Augustana _____ 33-2
10/1 ___ W * ___ Cornell _____ 88-0
10/8 ___ W ___ Drake _____ 17-0
10/15 ___ L ___ Chicago _____ 0-39
10/22 ___ W * ___ Iowa Teachers _____ 11-5
10/29 ___ W * ___ Iowa State _____ 10-6
11/5 ___ L ___ Nebraska _____ 6-17
11/12 ___ W * ___ Grinnell _____ 69-0
11/19 ___ L ___ Illinois _____ 0-29
11/24 ___ L ___ Minnesota _____ 0-11

1905 (8-2-0, 0-2-0)

9/26 ___ W * ___ Coe _____ 27-0
9/30 ___ W * ___ Monmouth _____ 40-0
10/7 ___ L ___ Chicago _____ 0-42
10/21 ___ L ___ Minnesota _____ 0-39
10/28 ___ W * ___ Iowa Teachers _____ 41-5
11/4 ___ W * ___ Grinnell _____ 45-0
11/11 ___ W * ___ Des Moines _____ 72-0
11/18 ___ W * ___ Drake _____ 44-0
11/25 ___ W ___ Iowa State _____ 8-0
11/30 ___ W ___ St. Louis _____ 31-0

Coach Mark Catlin

1906 (2-3-0, 0-1-0)
10/27 ___ W * ___ Missouri _____ 26-4
11/3 ___ L ___ Wisconsin _____ 4-18
11/10 ___ W * ___ Coe _____ 15-12
11/24 ___ L * ___ Iowa State _____ 0-2
11/29 ___ L ___ St. Louis _____ 0-39

1907 (3-2-0, 1-1-0)

10/19 ___ W * ___ Missouri _____ 21-6
10/26 ___ W ___ Drake _____ 25-4
11/2 ___ L * ___ Wisconsin _____ 5-6
11/9 ___ W * ___ Illinois _____ 25-12
11/23 ___ L ___ Iowa State _____ 14-20

1908 (2-5-0, 0-1-0)

10/10 ___ W * ___ Coe _____ 92-0
10/17 ___ L ___ Missouri _____ 5-10
10/24 ___ W ___ Morningside _____ 16-0
10/31 ___ L * ___ Nebraska _____ 8-11
11/7 ___ L ___ Illinois _____ 0-22
11/14 ___ L * ___ Drake _____ 6-12
11/21 ___ L * ___ Kansas _____ 5-10

Coach John Griffith

1909 (2-4-1, 0-1-0)
10/2 ___ L ___ Minnesota _____ 0-41
10/9 ___ W * ___ Cornell _____ 3-0
10/23 ___ T ___ Nebraska _____ 6-6
10/30 ___ L * ___ Missouri _____ 12-13
11/6 ___ L ___ Drake _____ 14-17
11/13 ___ W * ___ Iowa State _____ 16-0
11/20 ___ L ___ Kansas _____ 7-20

Coach Jess Hawley
1910 (5-2-0, 1-1-0)

10/4	W	*	Morningside	12-0
10/8	L		Northwestern	5-10
10/15	L		Missouri	0-5
10/22	W	*	Purdue	16-0
11/5	W		Iowa State	2-0
11/12	W	*	Drake	21-0
11/19	W		Washington (MO)	38-0

1911 (3-4-0, 2-2-0)

10/14	W	*	Morningside	11-5
10/21	L	*	Cornell	0-3
10/28	L		Minnesota	6-24
11/4	L		Wisconsin	0-12
11/11	W		Purdue	11-0
11/18	L	*	Iowa State	0-9
11/25	W	*	Northwestern	6-0

1912 (4-3-0, 1-3-0)

10/5	W	*	Iowa Teachers	35-7
10/12	W	*	Cornell	31-0
10/19	L		Chicago	14-34
10/26	L		Minnesota	7-56
11/9	W		Indiana	13-6
11/16	W		Iowa State	20-7
11/23	L	*	Wisconsin (h)	10-28

1913 (5-2-0, 2-1-0)

10/4	W	*	Iowa Teachers	45-3
10/6	W	*	Cornell	76-0
10/18	L		Chicago	6-23
10/25	W		Northwestern	78-6
11/8	W	*	Indiana	60-0
11/15	W	*	Iowa State (h)	45-7
11/22	L		Nebraska	0-12

1914 (4-3-0, 1-2-0)

10/3	W	*	Iowa Teachers	95-0
10/10	W	*	Cornell	49-0
10/17	L		Chicago	0-7
10/24	L	*	Minnesota (h)	0-7
11/7	W		Northwestern	27-0
11/14	W		Iowa State	26-6
11/21	L	*	Nebraska	7-16

1915 (3-4-0, 1-2-0)

10/2	W	*	Cornell	33-0
10/9	W	*	Morningside	17-6
10/16	W	*	Northwestern	9-6
10/23	L		Minnesota	13-51
11/6	L		Purdue	13-19
11/13	L	*	Iowa State (h)	0-16
11/20	L		Nebraska	7-52

Coach Howard Jones
1916 (4-3-0, 1-2-0)

10/7	W	*	Cornell	31-6
10/14	W	*	Grinnell	17-7
10/21	W	*	Purdue	24-6
10/28	L		Minnesota	0-67
11/11	L		Northwestern	13-20
11/18	W		Iowa State	19-16
11/25	L	*	Nebraska (h)	17-34

1917 (3-5-0, 0-2-0)

10/6	W	*	Cornell	22-13
10/13	L		Nebraska	0-47
10/20	L	*	Grinnell	0-10
10/27	L		Wisconsin	0-20
11/3	L	*	Great Lakes	14-23
11/10	W	*	South Dakota	35-0
11/17	L		Northwestern	14-25
11/24	W	*	Iowa State (h)	6-3

1918 (6-2-1, 2-1-0)

9/28	L	*	Great Lakes	0-10
10/5	W		Nebraska	12-0
10/12	W	*	Coe	27-0
10/19	W	*	Cornell	34-0
11/2	L	*	Illinois	0-19
11/9	W	*	Minnesota (h)	6-0
11/16	W	*	Iowa State	21-0
11/23	W	*	Northwestern	23-7
11/30	T		Camp Dodge	0-0

1919 (5-2-0, 2-2-0)

10/4	W	*	Nebraska	18-0
10/18	L		Illinois	7-9
10/25	W		Minnesota	9-6
11/1	W	*	South Dakota	26-13
11/8	W		Northwestern	14-7
11/15	L		Chicago	6-9
11/22	W	*	Iowa State (h)	10-0

1920 (5-2-0, 3-2-0)

10/2	W		Indiana	14-7
10/9	W	*	Cornell	63-0
10/16	L		Illinois	3-20
10/23	L		Chicago	0-10
11/6	W	*	Northwestern	20-0
11/13	W	*	Minnesota (h)	28-7
11/20	W		Iowa State	14-10

1921 (7-0-0, 5-0-0)

10/1	W	*	Knox	52-14
10/8	W	*	Notre Dame	10-7
10/15	W	*	Illinois (h)	14-2
10/29	W		Purdue	13-6
11/5	W		Minnesota	41-7
11/12	W	*	Indiana	41-0
11/19	W		Northwestern	14-0

1922 (7-0-0, 5-0-0)

10/7	W	*	Knox	61-0
10/14	W		Yale	6-0
10/21	W		Illinois	8-7
10/28	W	*	Purdue	56-0
11/11	W	*	Minnesota (h)	28-14
11/18	W		Ohio State	12-9
11/25	W	*	Northwestern	37-3

1923 (5-3-0, 3-3-0)

9/29	W	*	Oklahoma A&M	20-0
10/6	W	*	Knox	44-3
10/13	W	*	Purdue	7-0
10/20	L	*	Illinois (h)	6-9
10/27	W		Ohio State	20-0
11/3	L	*	Michigan	3-9
11/17	L		Minnesota	7-20
11/24	W		Northwestern	17-14

Coach Burt Ingwersen
1924 (6-1-1, 3-1-1)

10/4	W	*	SE Oklahoma	43-0
10/14	T	*	Ohio State	0-0
10/18	W	*	Lawrence	13-5
10/25	W	*	Minnesota (h)	13-0
11/1	L		Illinois	0-36
11/8	W	*	Butler	7-0
11/15	W		Wisconsin	21-7
11/22	W		Michigan	9-2

1925 (5-3-0, 2-2-0)

10/3	W	*	Arkansas	26-0
10/10	W	*	St. Louis	41-0
10/17	W	*	Illinois (h)	12-10
10/24	W		Ohio State	15-0
10/31	W	*	Wabash	28-7
11/7	L	*	Wisconsin	0-6
11/14	L		Minnesota	0-33
11/21	L		Southern Cal	0-18

1926 (3-5-0, 0-5-0)

10/2	W	*	Colorado Teachers	24-0
10/9	W	*	North Dakota	40-7
10/16	L		Illinois	6-13
10/23	L		Ohio State	6-23
10/30	W	*	Carroll	21-0
11/6	L	*	Minnesota (h)	0-41
11/13	L		Wisconsin	10-20
11/20	L	*	Northwestern	6-13

1927 (4-4-0, 1-4-0)

10/1	W	*	Monmouth	32-6
10/8	L	*	Ohio State	6-13
10/15	W	*	Wabash	38-0
10/22	L		Minnesota	0-38
10/29	W	*	Denver	15-0
11/5	L	*	Illinois (h)	0-14
11/12	W		Wisconsin	16-0
11/19	L		Northwestern	0-12

1928 (6-2-0, 3-2-0)

10/6	W	*	Monmouth	26-0
10/13	W		Chicago	13-0
10/20	W	*	Ripon	61-6
10/27	W	*	Minnesota (h)	7-6
11/3	W	*	South Dakota	19-0
11/10	W		Ohio State	14-7
11/17	L	*	Wisconsin	0-13
11/24	L		Michigan	7-10

1929 (4-2-2, 2-2-2)

9/28	W	*	Carroll	46-0
10/5	W	*	Monmouth	46-0
10/12	L		Ohio State	6-7
10/19	T	*	Illinois (h)	7-7
10/26	W	*	Wisconsin	14-0
11/9	W	*	Minnesota	9-7
11/16	L		Purdue	0-7
11/23	T		Michigan	0-0

1930 (4-4-0, 0-1-0)

9/27	W	*	Bradley Tech	38-12
10/4	L	*	Oklahoma A&M	0-6
10/11	L	*	Centenary	12-19
10/18	L	*	Purdue	0-20
11/1	W		Detroit	7-3
11/8	L		Marquette	0-7
11/15	W	*	Penn State (h)	19-0
11/22	W	*	Nebraska	12-7

1931 (1-6-1, 0-3-1)

10/3	L	*	Pittsburgh	0-20
10/10	L		Texas A&M	0-29
10/17	T	*	Indiana (h)	0-0
10/24	L		Minnesota	0-34
10/31	W	*	George Washington	7-0
11/7	L		Nebraska	0-7
11/14	L		Purdue	0-22
11/21	L	*	Northwestern	0-19

Coach Ossie Solem

1932 (1-7-0, 0-5-0)

10/1	W	*	Bradley Tech	31-7
10/8	L		Wisconsin	0-34
10/15	L		Indiana	0-12
10/22	L	*	Minnesota (h)	6-21
10/28	L		Geo. Washington	6-21
11/5	L	*	Nebraska	13-14
11/12	L	*	Purdue	0-18
11/19	L		Northwestern	6-44

1933 (5-3-0, 3-2-0)

9/30	W		Northwestern	7-0
10/7	W	*	Bradley Tech	38-0
10/21	W	*	Wisconsin (h)	26-7
10/28	L		Minnesota	7-19
11/4	W	*	Iowa State	27-7
11/11	L		Michigan	6-10
11/18	W		Purdue	14-6
11/25	L		Nebraska	6-7

1934 (2-5-1, 1-3-1)

9/29	W	*	South Dakota	34-0
10/6	W		Northwestern	20-7
10/13	L		Nebraska	13-14
10/20	L		Iowa State	6-31
10/27	L	*	Minnesota (h)	12-48
11/3	T		Indiana	0-0
11/10	L	*	Purdue	6-13
11/24	L		Ohio State	7-40

1935 (4-2-2, 1-2-2)

9/28	W	*	Bradley Tech	26-0
10/5	W	*	South Dakota	47-2
10/12	W	*	Colgate	12-6
10/26	W		Illinois	19-0
11/2	T	*	Indiana	6-6
11/9	L	*	Minnesota (h)	6-13
11/16	L		Purdue	6-12
11/23	T		Northwestern	0-0

1936 (3-4-1, 0-4-1)

9/26	W	*	Carleton	14-0
10/3	L		Northwestern	7-18
10/10	W	*	South Dakota	33-7
10/17	T	*	Illinois (h)	0-0
10/31	L		Indiana	6-13
11/7	L		Minnesota	0-52
11/14	L	*	Purdue	0-13
11/21	W		Temple	25-0

Coach Irl Tubbs

1937 (1-7-0, 0-5-0)

9/25	L		Washington	0-14
10/9	W	*	Bradley Tech	14-7
10/16	L		Wisconsin	6-13
10/23	L	*	Michigan	6-7
10/30	L		Purdue	0-13
11/6	L	*	Minnesota (h)	10-35
11/13	L	*	Indiana	0-3
11/20	L		Nebraska	0-28

1938 (1-6-1, 1-3-1)

9/23	L		UCLA	3-27
10/8	L	*	Wisconsin (h)	13-31
10/15	W		Chicago	27-14
10/22	L	*	Colgate	0-14
10/29	T	*	Purdue	0-0
11/5	L		Minnesota	0-28
11/12	L		Indiana	3-7
11/19	L	*	Nebraska	0-14

Coach Eddie Anderson

1939 (6-1-1, 4-1-1)

9/30	W	*	South Dakota	41-0
10/7	W	*	Indiana	32-29
10/14	L		Michigan	7-27
10/28	W		Wisconsin	19-13
11/4	W		Purdue	4-0
11/11	W	*	Notre Dame	7-6
11/18	W	*	Minnesota (h)	13-9
11/25	T		Northwestern	7-7

1940 (4-4-0, 2-3-0)

10/5	W	*	South Dakota	46-0
10/12	W	*	Wisconsin	30-12
10/19	L		Indiana	6-10
10/26	L		Minnesota	6-34
11/2	L	*	Purdue (h)	6-21
11/9	L		Nebraska	6-14
11/16	W		Notre Dame	7-0
11/23	W	*	Illinois	18-7

1941 (3-5-0, 2-4-0)

9/27	W	*	Drake	25-8
10/4	L		Michigan	0-6
10/18	L		Wisconsin	0-23
10/25	L		Purdue	6-7
11/1	W	*	Indiana (h)	13-7
11/8	W		Illinois	21-0
11/15	L	*	Minnesota	13-34
11/22	L		Nebraska	13-14

1942 (6-4-0, 3-3-0)

9/19	W	*	Washington (MO)	26-7
9/26	W	*	Nebraska	27-0
10/3	L	*	Great Lakes	0-25
10/10	W	*	Camp Grant	33-16
10/17	L	*	Illinois	7-12
10/24	W		Indiana	14-13
10/31	W	*	Purdue	13-7
11/7	W	*	Wisconsin (h)	6-0
11/14	L		Minnesota	7-27
11/28	L		Michigan	14-28

Coach Slip Madigan

1943 (1-6-1, 0-4-1)

9/25	L		Great Lakes	7-21
10/2	L	*	Wisconsin	5-7
10/9	L	*	Iowa Preflight	0-25
10/16	T	*	Indiana	7-7
10/23	L		Purdue	7-28
11/6	L	*	Illinois (h)	10-19
11/13	L		Minnesota	14-33
11/20	W		Nebraska	33-13

1944 (1-7-0, 0-6-0)

10/7	L		Ohio State	0-34
10/14	L		Illinois	6-40
10/21	L	*	Purdue (h)	7-26
10/28	L		Indiana	0-32
11/4	W	*	Nebraska	27-6
11/11	L		Wisconsin	7-26
11/18	L	*	Minnesota	0-46
11/25	L	*	Iowa Preflight	6-30

Coach Clem Crowe

1945 (2-7-0, 1-5-0)

9/29	W	*	Berg AAF	14-13
10/6	L		Ohio State	0-42
10/13	L		Purdue	0-40
10/20	L	*	Indiana	20-52
10/27	L		Notre Dame	0-56
11/3	L	*	Wisconsin (h)	7-27
11/10	L		Illinois	7-48
11/17	W	*	Minnesota	20-19
11/24	L		Nebraska	6-13

Coach Eddie Anderson

1946 (5-4-0, 3-3-0)

9/21	W	*	North Dakota St.	39-0
9/28	W	*	Purdue	16-0
10/5	L		Michigan	7-14
10/12	W	*	Nebraska	21-7
10/19	W		Indiana	13-0
10/26	L	*	Notre Dame	6-41
11/2	L	*	Illinois (h)	0-7
11/9	W		Wisconsin	21-7
11/16	L		Minnesota	6-16

1947 (3-5-1, 2-3-1)

9/20	W	*	North Dakota St.	59-0
9/26	L		UCLA	7-22
10/4	L	*	Illinois	12-35
10/11	W	*	Indiana (h)	27-14
10/18	T		Ohio State	13-13
10/25	L		Notre Dame	0-21
11/1	L		Purdue	0-21
11/8	L		Wisconsin	14-46
11/15	W	*	Minnesota	13-7

1948 (4-5-0, 2-4-0)

9/25	W	*	Marquette	14-12
10/2	L		Indiana	0-7
10/9	W		Ohio State	14-7
10/16	L	*	Purdue (h)	13-20
10/23	L	*	Notre Dame	12-27
10/30	W	*	Wisconsin	19-13
11/6	L		Illinois	0-14
11/13	L	*	Minnesota	21-28
11/20	W		Boston Univ.	34-14

1949 (4-5-0, 3-3-0)

9/24	L	*	UCLA	25-41
10/1	W		Purdue	21-7
10/8	L	*	Illinois	14-20
10/15	W	*	Indiana (h)	35-9
10/22	W	*	Northwestern	28-21
10/29	W	*	Oregon	34-31
11/5	L		Minnesota	7-55
11/12	L		Wisconsin	13-35
11/19	L		Notre Dame	7-28

Coach Leonard Raffensperger

1950 (3-5-1, 2-4-0)

9/29	W		Southern Cal	20-14
10/7	L		Indiana	7-20
10/14	L	*	Wisconsin	0-14
10/21	W	*	Purdue (h)	33-21
10/28	L		Ohio State	21-83
11/4	W		Minnesota	13-0
11/11	L	*	Illinois	7-21
11/18	T	*	Notre Dame	14-14
11/24	L		Miami (FL)	6-14



1951 (2-5-2, 0-5-1)

9/29	W	*	Kansas State	16-0
10/6	L		Purdue	30-34
10/13	W	*	Pittsburgh	34-17
10/20	L	*	Michigan (h)	0-21
10/27	L		Ohio State	21-47
11/3	T	*	Minnesota	20-20
11/10	L		Illinois	13-40
11/17	L		Wisconsin	7-34
11/24	T		Notre Dame	20-20

Coach Forest Evashevski

1952 (2-7-0, 2-5-0)

9/27	L		Pittsburgh	14-26
10/4	L		Indiana	13-20
10/11	L		Purdue	14-41
10/18	L	*	Wisconsin	13-42
10/25	W	*	Ohio State (h)	8-0
11/1	L		Minnesota	7-17
11/8	L	*	Illinois	13-33
11/15	W		Northwestern	39-14
11/22	L	*	Notre Dame	0-27

1953 (5-3-1, 3-3-0)

9/26	L	*	Michigan State	7-21
10/3	W	*	Washington State	54-12
10/10	L		Michigan	13-14
10/17	W	*	Wyoming	21-7
10/24	W	*	Indiana (h)	19-13
10/31	L		Wisconsin	6-10
11/7	W		Purdue	26-0
11/14	W	*	Minnesota	27-0
11/21	T		Notre Dame	14-14

1954 (5-4-0, 4-3-0)

9/25	W	*	Michigan State	14-10
10/2	W	*	Montana	48-6
10/9	L		Michigan	13-14
10/16	L		Ohio State	14-20
10/23	W		Indiana	27-14
10/30	W	*	Wisconsin	13-7
11/6	W	*	Purdue (h)	25-14
11/13	L		Minnesota	20-22
11/20	L	*	Notre Dame	18-34

1955 (3-5-1, 2-3-1)

9/24	W	*	Kansas State	28-7
10/1	L		Wisconsin	14-37
10/8	W	*	Indiana	20-6
10/15	T	*	Purdue (h)	20-20
10/21	L		UCLA	13-33
10/29	L		Michigan	21-33
11/5	W	*	Minnesota	26-0
11/12	L		Ohio State	10-20
11/19	L		Notre Dame	14-17

1956 (9-1-0, 5-1-0)

9/29	W		Indiana	27-0
10/6	W	*	Oregon State	14-13
10/13	W	*	Wisconsin	13-7
10/20	W	*	Hawaii	34-0
10/27	W		Purdue	21-20
11/3	L	*	Michigan (h)	14-17
11/10	W		Minnesota	7-0
11/17	W	*	Ohio State	6-0
11/24	W	*	Notre Dame	48-8
1/1	W	%	Oregon State (n)	35-19

% -- Rose Bowl at Pasadena, Calif.

1957 (7-1-1, 4-1-1)

9/28	W	*	Utah State	70-14
10/5	W	*	Washington State	20-13
10/12	W		Indiana	47-7
10/19	W	*	Wisconsin (h)	21-7
10/26	W		Northwestern	6-0
11/2	T		Michigan	21-21
11/9	W	*	Minnesota	44-20
11/16	L		Ohio State	13-17
11/23	W		Notre Dame	21-13

1958 (8-1-1, 5-1-0)

9/27	W	*	TCU	17-0
10/4	T	*	Air Force	13-13
10/11	W	*	Indiana	34-13
10/18	W		Wisconsin	20-9
10/25	W	*	Northwestern (h)	26-20
11/1	W		Michigan	37-14
11/8	W		Minnesota	28-6
11/15	L	*	Ohio State	28-38
11/22	W	*	Notre Dame	31-21
1/1	W	%	California (n)	38-12

% -- Rose Bowl at Pasadena, Calif.

1959 (5-4-0, 3-3-0)

9/26	W		California	42-12
10/3	L	*	Northwestern	10-14
10/10	W	*	Michigan State (h)	37-8
10/17	L		Wisconsin	16-25
10/24	L		Purdue	7-14
10/31	W	*	Kansas State	53-0
11/7	W	*	Minnesota	33-0
11/14	W		Ohio State	16-7
11/21	L	*	Notre Dame	19-20

1960 (8-1-0, 5-1-0)

9/24	W	*	Oregon State	22-12
10/1	W		Northwestern	42-0
10/8	W		Michigan State	27-15
10/15	W	*	Wisconsin	28-21
10/22	W	*	Purdue (h)	21-14
10/29	W	*	Kansas	21-7
11/5	L		Minnesota	10-27
11/12	W	*	Ohio State	35-12
11/19	W		Notre Dame	28-0

Coach Jerry Burns

1961 (5-4-0, 2-4-0)

9/30	W	*	California	28-7
10/7	W		Southern Cal	35-34
10/14	W	*	Indiana	27-8
10/21	W	*	Wisconsin (h)	47-15
10/28	L		Purdue	0-9
11/4	L		Ohio State	13-29
11/11	L	*	Minnesota	9-16
11/18	L		Michigan	14-23
11/25	W	*	Notre Dame	42-21

1962 (4-5-0, 3-3-0)

9/29	W	*	Oregon State	28-8
10/6	L	*	USC	0-7
10/13	W		Indiana	14-10
10/20	L		Wisconsin	14-42
10/27	L	*	Purdue (h)	3-26
11/3	W	*	Ohio State	28-14
11/10	L		Minnesota	0-10
11/17	W	*	Michigan	28-14
11/24	L		Notre Dame	12-35

1963 (3-3-2, 2-3-1)

9/28	T	*	Washington State	14-14
10/5	W		Washington	17-7
10/12	W	*	Indiana (h)	37-26
10/19	L	*	Wisconsin	7-10
10/26	L		Purdue	0-14
11/2	L		Ohio State	3-7
11/9	W	*	Minnesota	27-13
11/16	T		Michigan	21-21
11/23			Notre Dame	cancelled

1964 (3-6-0, 1-5-0)

9/26	W	*	Idaho	34-24
10/3	W	*	Washington	28-18
10/10	W		Indiana	21-20
10/17	L		Wisconsin	21-31
10/24	L	*	Purdue (h)	14-19
10/31	L	*	Ohio State	19-21
11/7	L		Minnesota	13-14
11/14	L	*	Michigan	20-34
11/21	L		Notre Dame	0-28

1965 (1-9-0, 0-7-0)

9/18	L	*	Washington State	0-7
9/25	W		Oregon State	27-7
10/2	L		Wisconsin	13-16
10/9	L	*	Purdue (h)	14-17
10/16	L	*	Minnesota	3-14
10/23	L		Northwestern	0-9
10/30	L		Indiana	17-21
11/6	L	*	Michigan State	0-35
11/13	L		Ohio State	0-38
11/20	L	*	North Carolina St.	20-28

Coach Ray Nagel

1966 (2-8-0, 1-6-0)

9/17	W	*	Arizona	31-20
9/24	L	*	Oregon State	3-17
10/1	L	*	Wisconsin	0-7
10/8	L		Purdue	0-35
10/15	L		Minnesota	0-17
10/22	L	*	Northwestern (h)	15-24
10/29	W	*	Indiana	20-19
11/5	L		Michigan State	7-56
11/12	L	*	Ohio State	10-14
11/18	L		Miami (FL)	0-44

1967 (1-8-1, 0-6-1)

9/23	W	*	TX Christian	24-9
9/30	L	*	Oregon State	18-38
10/7	L		Notre Dame	6-56
10/14	L		Indiana	17-21
10/21	T		Wisconsin	21-21
10/28	L	*	Purdue (h)	22-41
11/4	L	*	Minnesota	0-10
11/11	L		Northwestern	24-39
11/18	L		Ohio State	10-21
11/25	L	*	Illinois	19-21

1968 (5-5-0, 4-3-0)

9/21	W	*	Oregon State	21-20
9/28	L		TX Christian	17-28
10/5	L	*	Notre Dame	28-51
10/12	L	*	Indiana (h)	34-38
10/19	W	*	Wisconsin	41-0
10/26	L		Purdue	14-44
11/2	W		Minnesota	35-28
11/9	W	*	Northwestern	68-34
11/16	L	*	Ohio State	27-33
11/23	W		Illinois	37-13

1969 (5-5-0, 3-4-0)

9/20	L	* Oregon State	14-42
9/27	W	* Washington State	61-35
10/4	W	* Arizona	31-19
10/11	L	Wisconsin	17-23
10/18	L	Purdue	31-35
10/25	W	* Michigan State (h)	19-18
11/1	L	* Minnesota	8-35
11/8	W	Indiana	28-17
11/15	L	* Michigan	6-51
11/22	W	Illinois	40-0

1970 (3-6-1, 3-3-1)

9/19	L	Oregon State	14-21
9/26	L	* Southern Cal	0-48
10/3	L	Arizona	10-17
10/10	W	* Wisconsin	24-14
10/17	L	* Purdue (h)	3-24
10/24	L	Michigan State	0-37
10/31	T	Minnesota	14-14
11/7	W	* Indiana	42-13
11/14	L	Michigan	0-55
11/21	W	* Illinois	22-16

Coach Frank Lauterbur

1971 (1-10-0, 1-8-0)

9/11	L	Ohio State	21-52
9/18	L	Oregon State	19-33
9/25	L	* Penn State	14-44
10/2	L	Purdue	13-45
10/9	L	* Northwestern (h)	3-28
10/16	L	* Minnesota	14-19
10/23	L	Michigan State	3-34
10/30	W	* Wisconsin	20-16
11/6	L	Michigan	7-63
11/13	L	* Indiana	7-14
11/20	L	Illinois	0-31

1972 (3-7-1, 2-6-1)

9/16	L	Ohio State	0-21
9/23	W	* Oregon State	19-11
9/30	L	Penn State	10-14
10/7	L	* Purdue	0-24
10/14	W	Northwestern	23-12
10/21	L	Minnesota	14-43
10/28	T	* Michigan State (h)	6-6
11/4	L	Wisconsin	14-16
11/11	L	* Michigan	0-31
11/18	L	Indiana	8-16
11/25	W	* Illinois	15-14

1973 (0-11-0, 0-8-0)

9/15	L	* Michigan	7-31
9/22	L	UCLA	18-55
9/29	L	Penn State	8-27
10/6	L	* Arizona	20-23
10/13	L	Northwestern	15-31
10/20	L	* Minnesota (h)	23-31
10/27	L	Illinois	0-50
11/3	L	* Purdue	23-48
11/10	L	Wisconsin	7-35
11/17	L	Ohio State	13-55
11/24	L	* Michigan State	6-15

Coach Bob Commings

1974 (3-8-0, 2-6-0)

9/14	L	Michigan	7-24
9/21	W	* UCLA	21-10
9/28	L	* Penn State	0-27
10/5	L	Southern Cal	3-41
10/12	W	* Northwestern (h)	35-10
10/19	L	Minnesota	17-23
10/26	W	* Illinois	14-12
11/2	L	Purdue	14-38
11/9	L	* Wisconsin	15-28
11/16	L	* Ohio State	10-35
11/23	L	Michigan State	21-60

1975 (3-8-0, 3-5-0)

9/13	L	* Illinois	12-27
9/20	L	Syracuse	7-10
9/27	L	* Penn State	10-30
10/4	L	* Southern Cal	16-27
10/11	L	Ohio State	0-49
10/18	W	Indiana	20-10
10/25	L	* Minnesota (h)	7-31
11/1	W	Northwestern	24-21
11/8	W	* Wisconsin	45-28
11/15	L	Purdue	18-19
11/22	L	* Michigan State	23-27

1976 (5-6-0, 3-5-0)

9/11	L	Illinois	6-24
9/18	W	* Syracuse	41-3
9/25	W	Penn State	7-6
10/2	L	Southern Cal	0-55
10/9	L	* Ohio State	14-34
10/16	L	* Indiana (h)	7-14
10/23	W	Minnesota	22-12
10/30	W	* Northwestern	13-10
11/6	L	Wisconsin	21-38
11/13	L	* Purdue	0-21
11/20	W	Michigan State	30-17

1977 (5-6-0, 3-5-0)

9/10	W	* Northwestern	24-0
9/17	W	* Iowa State	12-10
9/24	L	* Arizona	7-41
10/1	W	# UCLA	16-34
10/8	W	* Minnesota	18-6
10/15	L	* Ohio State (h)	6-27
10/22	L	Purdue	21-34
10/29	L	Michigan	6-23
11/5	L	* Indiana	21-24
11/12	W	Wisconsin	24-8
11/19	L	* Michigan State	16-22

#awarded forfeit by NCAA

1978 (2-9-0, 2-6-0)

9/16	W	* Northwestern	20-3
9/23	L	* Iowa State	0-31
9/30	L	Arizona	3-23
10/7	L	* Utah	9-13
10/14	L	Minnesota	20-22
10/21	L	Ohio State	7-31
10/28	L	* Purdue (h)	7-34
11/4	L	* Michigan	0-34
11/11	L	Indiana	14-34
11/18	W	* Wisconsin	38-24
11/25	L	Michigan State	7-42

Coach Hayden Fry

1979 (5-6-0, 4-4-0)

9/8	L	* Indiana	26-30
9/15	L	Oklahoma	6-21
9/22	L	* Nebraska	21-24
9/29	W	* Iowa State	30-14
10/6	W	Illinois	13-7
10/13	W	Northwestern	58-6
10/20	L	* Minnesota (h)	7-24
10/27	W	Wisconsin	24-13
11/3	L	* Purdue	14-20
11/10	L	Ohio State	7-34
11/17	W	* Michigan State	33-23

1980 (4-7-0, 4-4-0)

9/13	W	Indiana	16-7
9/20	L	Nebraska	0-57
9/27	L	* Iowa State	7-10
10/4	L	* Arizona	3-5
10/11	L	* Illinois	14-20
10/18	W	* Northwestern (h)	25-3
10/25	L	Minnesota	6-24
11/1	W	* Wisconsin	22-13
11/8	L	Purdue	13-58
11/15	L	* Ohio State	7-41
11/22	W	Michigan State	41-0

1981 (8-4-0, 6-2-0)

9/12	W	* Nebraska	10-7
9/19	L	Iowa State	12-23
9/26	W	* UCLA	20-7
10/3	W	Northwestern	64-0
10/10	W	* Indiana (h)	42-28
10/17	W	Michigan	9-7
10/24	L	* Minnesota	10-12
10/31	L	Illinois	7-24
11/7	W	* Purdue	33-7
11/14	W	Wisconsin	17-7
11/21	W	* Michigan State	36-7
1/1	L	% Washington (n)	0-28

% -- Rose Bowl at Pasadena, Calif.

1982 (8-4-0, 6-2-0)

9/11	L	Nebraska	7-42
9/18	L	* Iowa State	7-19
9/25	W	Arizona	17-14
10/2	W	* Northwestern (h)	45-7
10/9	W	Indiana	24-20
10/16	L	* Michigan	7-29
10/23	W	Minnesota	21-16
10/30	W	* Illinois	14-13
11/6	L	Purdue	7-16
11/13	W	* Wisconsin	28-14
11/20	W	Michigan State	24-18
12/31	W	% Tennessee (n)	28-22

% -- Peach Bowl at Atlanta, Ga.

1983 (9-3-0, 7-2-0)

9/10	W	Iowa State	51-10
9/17	W	Penn State	42-34
9/24	W	* Ohio State	20-14
10/1	L	Illinois	0-33
10/8	W	* Northwestern (h)	61-21
10/15	W	* Purdue	31-14
10/22	L	Michigan	13-16
10/29	W	* Indiana	49-3
11/5	W	Wisconsin	34-14
11/12	W	Michigan State	12-6
11/19	W	* Minnesota	61-10
12/30	L	% Florida (n)	6-14

% -- Gator Bowl at Jacksonville, Fla.



1984 (8-4-1, 5-3-1)

9/8	W	*	Iowa State	59-21
9/15	L	*	Penn State	17-20
9/22	L		Ohio State	26-45
9/29	W	*	Illinois (h)	21-16
10/6	W		Northwestern	31-3
10/13	W		Purdue	40-3
10/20	W	*	Michigan	26-0
10/27	W		Indiana	24-20
11/3	T	*	Wisconsin	10-10
11/10	L	*	Michigan State	16-17
11/17	L		Minnesota	17-23
12/1	W		Hawaii	17-6
12/26	W	%	Texas (n)	55-17

% -- Freedom Bowl at Anaheim, Calif.

1985 (10-2-0, 7-1-0)

9/14	W	*	Drake	58-0
9/21	W	*	Northern Illinois	48-20
9/28	W		Iowa State	57-3
10/5	W	*	Michigan State (h)	35-31
10/12	W		Wisconsin	23-13
10/19	W	*	Michigan	12-10
10/26	W		Northwestern	49-10
11/2	L		Ohio State	13-22
11/9	W	*	Illinois	59-0
11/16	W		Purdue	27-24
11/23	W	*	Minnesota	31-9
1/1	L	%	UCLA (n)	28-45

% -- Rose Bowl at Pasadena, Calif.

1986 (9-3-0, 5-3-0)

9/13	W	*	Iowa State	43-7
9/20	W	*	Northern Illinois	57-3
9/27	W	*	UTEP	69-7
10/4	W		Michigan State	24-21
10/11	W	*	Wisconsin (h)	17-6
10/18	L		Michigan	17-20
10/25	W	*	Northwestern	27-20
11/1	L	*	Ohio State	10-31
11/8	L		Illinois	16-20
11/15	W	*	Purdue	42-14
11/22	W		Minnesota	30-27
12/30	W	%	San Diego State (n)	39-38

% -- Holiday Bowl, at San Diego, Calif.

1987 (10-3-0, 6-2-0)

8/30	L	\$	Tennessee (n)	22-23
9/12	W		Arizona	15-14
9/19	W		Iowa State	48-9
9/26	W	*	Kansas State	38-13
10/3	L	*	Michigan State	14-19
10/10	W		Wisconsin	31-10
10/17	L		Michigan	10-37
10/24	W	*	Purdue (h)	38-14
10/31	W	*	Indiana	29-21
11/7	W		Northwestern	52-24
11/14	W		Ohio State	29-27
11/21	W	*	Minnesota	34-20
12/30	W	%	Wyoming (n)	20-19

\$ -- Kickoff Classic at East Rutherford, N.J.
% -- Holiday Bowl at San Diego, Calif.

1988 (6-4-3, 4-1-3)

9/3	L		Hawaii	24-27
9/10	W		Kansas State	45-10
9/17	L	*	Colorado	21-24
9/24	W	*	Iowa State	10-3
10/1	T		Michigan State	10-10
10/8	W	*	Wisconsin (h)	31-6
10/15	T	*	Michigan	17-17
10/22	W		Purdue	31-7
10/29	L		Indiana	34-45
11/5	W	*	Northwestern	35-10
11/12	T	*	Ohio State	24-24
11/19	W		Minnesota	31-22
12/31	L	%	North Carolina St. (n)	23-28

% -- Peach Bowl, at Atlanta, Ga.

1989 (5-6-0, 3-5-0)

9/16	L	*	Oregon	6-44
9/23	W		Iowa State	31-21
9/30	W	*	Tulsa	30-22
10/7	L	*	Michigan State	14-17
10/14	W		Wisconsin	31-24
10/21	L	*	Michigan (h)	12-26
10/28	W		Northwestern	35-22
11/4	L	*	Illinois	7-31
11/11	L		Ohio State	0-28
11/18	W		Purdue	24-0
11/25	L	*	Minnesota	7-43

1990 (8-4-0, 6-2-0)

9/15	W	*	Cincinnati	63-10
9/22	W	*	Iowa State	45-35
9/29	L		Miami (FL)	21-48
10/6	W		Michigan State	12-7
10/13	W	*	Wisconsin	30-10
10/20	W		Michigan	24-23
10/27	W	*	Northwestern (h)	56-14
11/3	W		Illinois	54-28
11/10	L	*	Ohio State	26-27
11/17	W	*	Purdue	38-9
11/24	L		Minnesota	24-31
1/1	L	%	Washington (n)	34-46

% -- Rose Bowl at Pasadena, Calif.

1991 (10-1-1, 7-1-0)

9/7	W	*	Hawaii	53-10
9/14	W		Iowa State	29-10
9/28	W	*	Northern Illinois	58-7
10/5	L	*	Michigan	24-43
10/12	W		Wisconsin	10-6
10/19	W	*	Illinois (h)	24-21
10/26	W		Purdue	31-21
11/2	W		Ohio State	16-9
11/9	W	*	Indiana	38-21
11/16	W		Northwestern	24-10
11/23	W	*	Minnesota	23-8
12/30	T	%	Brigham Young (n)	13-13

% -- Holiday Bowl at San Diego, Calif.

1992 (5-7-0, 4-4-0)

8/29	L	\$	N.C. State (n)	14-24
9/5	L	*	Miami (FL)	7-24
9/12	W	*	Iowa State	21-7
9/26	L		Colorado	12-28
10/3	L		Michigan	28-52
10/10	W	*	Wisconsin	23-22
10/17	W		Illinois	24-14
10/24	L	*	Purdue (h)	16-27
10/31	L	*	Ohio State	15-38
11/7	W		Indiana	14-0
11/14	W	*	Northwestern	56-14
11/21	L		Minnesota	13-28

\$ -- Kickoff Classic at East Rutherford, N.J.

1993 (6-6-0, 3-5-0)

9/4	W	*	Tulsa	26-25
9/11	W		Iowa State	31-28
9/18	L	*	Penn State	0-31
10/2	L		Michigan	7-24
10/9	L		Indiana	10-16
10/16	L	*	Illinois (h)	3-49
10/23	L		Michigan State	10-24
10/30	W	*	Purdue	26-17
11/6	W	*	Northern Illinois	54-20
11/13	W		Northwestern	23-19
11/20	W	*	Minnesota	21-3
12/31	L	%	California (n)	3-37

% -- Builders Square Alamo Bowl at San Antonio, Texas

1994 (5-5-1, 3-4-1)

9/3	W	*	Central Michigan	52-21
9/10	W	*	Iowa State	37-9
9/17	L		Penn State	21-61
9/24	L		Oregon	18-40
10/1	L	*	Michigan	14-29
10/8	L	*	Indiana (h)	20-27
10/15	L		Illinois	7-47
10/22	W	*	Michigan State	19-14
10/29	T		Purdue	21-21
11/12	W	*	Northwestern	49-13
11/19	W		Minnesota	49-42

1995 (8-4-0, 4-4-0)

9/9	W	*	Northern Iowa	34-13
9/16	W		Iowa State	27-10
9/30	W	*	New Mexico State	59-21
10/7	W		Michigan State	21-7
10/14	W	*	Indiana (h)	22-13
10/21	L	*	Penn State	27-41
10/28	L		Ohio State	35-56
11/4	L	*	Illinois	7-26
11/11	L		Northwestern	20-31
11/18	W		Wisconsin	33-20
11/25	W	*	Minnesota	45-3
12/29	W	%	Washington (n)	38-18

% -- Sun Bowl at El Paso, Texas

1996 (9-3-0, 6-2-0)

9/7	W	*	Arizona	21-20
9/14	W	*	Iowa State	38-13
9/21	L		Tulsa	20-27
10/5	W	*	Michigan State (h)	37-30
10/12	W		Indiana	31-10
10/19	W		Penn State	21-20
10/26	L	*	Ohio State	26-38
11/2	W		Illinois	31-21
11/9	L	*	Northwestern	13-40
11/16	W	*	Wisconsin	31-0
11/23	W		Minnesota	43-24
12/29	W	%	Texas Tech (n)	27-0

% -- Builders Square Alamo Bowl at San Antonio, Texas

1997 (7-5-0, 4-4-0)

9/6	W	*	Northern Iowa	66-0
9/13	W	*	Tulsa	54-16
9/20	W		Iowa State	63-20
9/27	W	*	Illinois	38-10
10/4	L		Ohio State	7-23
10/18	L		Michigan	24-28
10/25	W	*	Indiana (h)	62-0
11/1	W	*	Purdue	35-17
11/8	L		Wisconsin	10-13
11/15	L		Northwestern	14-15
11/22	W	*	Minnesota	31-0
12/31	L	%	Arizona State (n)	7-17

% -- Norwest Sun Bowl at El Paso, Texas

1998 (3-8-0, 2-6-0)

9/5	W	*	Central Michigan	38-0
9/12	L	*	Iowa State	9-27
9/19	L		Arizona	11-35
9/26	W		Illinois	37-14
10/3	L	*	Michigan	9-12
10/10	W	*	Northwestern (h)	26-24
10/17	L		Indiana	7-14
10/24	L	*	Wisconsin	0-31
10/31	L		Purdue	14-36
11/14	L	*	Ohio State	14-45
11/21	L		Minnesota	7-49

Coach Kirk Ferentz

1999 (1-10-0, 0-8-0)

9/4	L	*	#5 Nebraska	7-42
9/11	L		Iowa State	10-17
9/18	W	*	Northern Illinois	24-0
10/2	L		#14 Michigan State	3-49
10/9	L	*	#2 Penn State	7-31
10/16	L		Northwestern	21-23
10/23	L	*	Indiana (h)	31-38
10/30	L		#21 Ohio State	11-41
11/6	L	*	Illinois	24-40
11/13	L		#9 Wisconsin	3-41
11/20	L	*	#17 Minnesota	21-25

2000 (3-9-0, 3-5-0)

8/26	L	\$	#8 Kansas State (n)	7-27
9/9	L	*	Western Michigan	21-27
9/16	L	*	Iowa State	14-24
9/23	L		#1 Nebraska	13-42
9/30	L		Indiana	33-45
10/7	W	*	#25 Michigan State (h)	21-16
10/14	L		Illinois	0-31
10/21	L	*	#13 Ohio State	10-38
10/28	L	*	Wisconsin	7-13
11/4	W		Penn State (2 OT)	26-23
11/11	W	*	#18 Northwestern	27-17
11/18	L		Minnesota	24-27

\$ -- Eddie Robinson Classic at Kansas City, Mo.

2001 (7-5-0, 4-4-0)

9/1	W	*	Kent State	51-0
9/8	W	*	Miami (OH)	44-19
9/29	W	*	Penn State (h)	24-18
10/6	L		#18 Purdue	14-23
10/13	L		Michigan State	28-31
10/20	W	*	Indiana	42-28
10/27	L	*	#8 Michigan	26-32
11/3	L		Wisconsin	28-34
11/10	W		Northwestern	59-16
11/17	W	*	Minnesota	42-24
11/24	L		Iowa State	14-17
12/29	W	%	Texas Tech (n)	19-16

% -- SYLVANIA Alamo Bowl at San Antonio, Texas

2002 (11-2-0, 8-0-0)

8/31	W	*	Akron	57-21
9/7	W		Miami (OH)	29-24
9/14	L	*	Iowa State	31-36
9/21	W	*	Utah State	48-7
9/28	W		#12 Penn State (OT)	42-35
10/5	W	*	Purdue (h)	31-28
10/12	W	*	Michigan State	44-16
10/19	W		Indiana	24-8
10/26	W		#8 Michigan	34-9
11/2	W	*	Wisconsin	20-3
11/9	W	*	Northwestern	62-10
11/16	W		Minnesota	45-21
1/2/03	L	%	#5 Southern Cal (n)	17-38

% -- FedEx Orange Bowl at Miami, Fla.

2003 (10-3-0, 5-3-0)

8/30	W	*	Miami (OH)	21-3
9/6	W	*	Buffalo	56-7
9/13	W		Iowa State	40-21
9/20	W	*	#16 Arizona State	21-2
9/27	L		Michigan State	10-20
10/4	W	*	#9 Michigan (h)	30-27
10/18	L		#8 Ohio State	10-19
10/25	W	*	Penn State	26-14
11/1	W	*	Illinois	41-10
11/8	L		#14 Purdue	14-27
11/15	W	*	#17 Minnesota	40-22
11/22	W		Wisconsin	27-21
1/1/04	W	%	#17 Florida (n)	37-17

% -- Outback Bowl at Tampa, Fla.

2004 (10-2-0, 7-1-0)

9/4	W	*	Kent State	39-7
9/11	W	*	Iowa State	17-10
9/18	L		Arizona State	7-44
9/25	L		#18 Michigan	17-30
10/2	W	*	Michigan State (h)	38-16
10/16	W	*	#23 Ohio State	33-7
10/23	W		Penn State	6-4
10/30	W		Illinois	23-13
11/6	W	*	Purdue	23-21
11/13	W		Minnesota	29-27
11/20	W	*	#9 Wisconsin	30-7
1/1/05	W	%	#11 LSU (n)	30-25

% -- Capital One Bowl at Orlando, Fla.

2005 (7-5-0, 5-3-0)

9/3	W	*	Ball State	56-0
9/10	L		Iowa State	3-23
9/17	W	*	Northern Iowa	45-21
9/24	L		#8 Ohio State	6-31
10/1	W	*	Illinois (h)	35-7
10/8	W		Purdue	34-17
10/15	W	*	Indiana	38-21
10/22	L	*	Michigan (OT)	20-23
11/5	L		Northwestern	27-28
11/12	W		#19 Wisconsin	20-10
11/19	W	*	Minnesota	52-28
1/2	L	%	#16 Florida (n)	24-31

% -- Outback Bowl at Tampa, Fla.

2006 (6-7-0, 2-6-0)

9/2	W	*	Montana	41-7
9/9	W		Syracuse (2 OT)	20-13
9/16	W	*	Iowa State	27-17
9/23	W		Illinois	24-7
9/30	L	*	#1 Ohio State	17-38
10/7	W	*	Purdue (h)	47-17
10/14	L		Indiana	28-31
10/21	L		#3 Michigan	6-20
10/28	W	*	Northern Illinois	24-14
11/4	L	*	Northwestern	7-21
11/11	L	*	#15 Wisconsin	21-24
11/18	L		Minnesota	24-34
12/30	L	%	#16 Texas (n)	24-26

% -- Alamo Bowl at San Antonio, Texas

2007 (6-6-0, 4-4-0)

9/1	W	%	Northern Illinois (n)	16-3
9/8	W	*	Syracuse	35-0
9/15	L		Iowa State	13-15
9/22	L		#7 Wisconsin	13-17
9/29	L	*	Indiana	20-38
10/6	L		Penn State	7-27
10/13	W	*	#18 Illinois	10-6
10/20	L		Purdue	6-31
10/27	W	*	Michigan State (2 OT)	34-27
11/3	W		Northwestern	28-17
11/10	W	*	Minnesota	21-16
11/17	L	*	Western Michigan	19-28

% -- Soldier Field at Chicago, Ill.

2008 (9-4-0, 5-3-0)

8/30	W	*	Maine	46-3
9/6	W	*	Florida International	42-0
9/13	W	*	Iowa State	17-5
9/20	L		Pittsburgh	20-21
9/27	L	*	Northwestern	17-22
10/4	L		Michigan State	13-16
10/11	W		Indiana	45-9
10/18	W	*	Wisconsin	38-16
11/1	L		Illinois	24-27
11/8	W	*	#3 Penn State	24-23
11/15	W	*	Purdue	22-17
11/22	W		Minnesota	55-0
1/1	W	%	South Carolina (n)	31-10

% -- Outback Bowl at Tampa, Fla.

2009 (11-2-0, 6-2-0)

9/5	W	*	Northern Iowa	17-16
9/12	W		Iowa State	35-3
9/19	W	*	Arizona	27-17
9/26	W		#4 Penn State	21-10
10/3	W	*	Arkansas State	24-21
10/10	W	*	Michigan	30-28
10/17	W		Wisconsin	20-10
10/24	W		Michigan State	15-13
10/31	W	*	Indiana	42-24
11/7	L	*	Northwestern	10-17
11/14	L		#8 Ohio State (OT)	24-27
11/21	W	*	Minnesota	12-10
1/5	W	%	#9 Georgia Tech (n)	24-14

% -- FedEx Orange Bowl, at Miami, Fla.

2010 (8-5-0, 4-4-0)

9/4	W	*	Eastern Illinois	37-7
9/11	W	*	Iowa State	35-7
9/18	L		#18 Arizona	27-34
9/25	W	*	Ball State	45-0
10/2	W	*	#20 Penn State (h)	24-3
10/16	W		#24 Michigan	38-28
10/23	L	*	#10 Wisconsin	30-31
10/30	W	*	#5 Michigan State	37-6
11/6	W		Indiana	18-13
11/13	L		Northwestern	17-21
11/20	L	*	#7 Ohio State	17-20
11/27	L		Minnesota	24-27
12/28	W	%	#12 Missouri (n)	27-24

% -- Insight Bowl, at Tempe, Ariz.



2011 (7-6-0, 4-4-0)

9/3	W	*	Tennessee Tech	34-7
9/10	L		Iowa State	41-44
9/17	W	*	Pittsburgh	31-27
9/24	W	*	Louisiana-Monroe	45-17
10/8	L		Penn State	3-13
10/15	W	*	Northwestern	41-31
10/22	W	*	Indiana	45-24
10/29	L		Minnesota	21-22
11/5	W	*	#13 Michigan	24-16
11/12	L	*	#13 Michigan State	21-37
11/19	W		Purdue	31-21
11/25	L		#22 Nebraska	7-20
12/30	L		#14 Oklahoma (n)	14-31

% - - *Insight Bowl, at Tempe, Ariz.*

2012 (4-8-0, 2-6-0)

9/1	W	%	Northern Illinois (n)	18-17
9/8	L	*	Iowa State	6-9
9/15	W	*	Northern Iowa	27-16
9/22	L	*	Central Michigan	31-32
9/29	W	*	Minnesota (h)	31-13
10/13	W		Michigan State	19-16 (2OT)
10/20	L	*	Penn State	14-38
10/27	L		Northwestern	17-28
11/3	L		Indiana	21-24
11/10	L	*	Purdue	24-27
11/17	L		#21 Michigan	17-4
11/23	L	*	#14 Nebraska	7-13

% - - *Soldier Field at Chicago, Ill.*

2013 (8-5-0, 5-3-0)

8/31	L	*	Northern Illinois	27-30
9/7	W	*	Missouri State	28-14
9/14	W		Iowa State	27-21
9/21	W	*	Western Michigan	59-3
9/28	W		Minnesota	23-7
10/5	L	*	Michigan State (h)	14-26
10/19	L		#3 Ohio State	24-34
10/26	W	*	Northwestern	17-10 (OT)
11/2	L	*	Wisconsin	9-28
11/9	W		Purdue	38-14
11/23	W	*	Michigan	24-21
11/29	W		Nebraska	38-17
1/1	L	%	LSU (n)	14-21

% - - *Outback Bowl at Tampa, Fla.*

2014 (7-6-0, 4-4-0)

8/31	W	*	Northern Iowa	31-23
9/06	W	*	Ball State	17-13
9/13	L	*	Iowa State	17-20
9/20	W		Pittsburgh	24-20
9/27	W		Purdue	24-10
10/11	W	*	Indiana (h)	45-29
10/18	L		Maryland	31-38
11/01	W	*	Northwestern	48-7
11/08	L		Minnesota	14-51
11/15	W		Illinois	30-14
11/22	L	*	#14 Wisconsin	24-26
11/28	L	*	Nebraska	34-37 (OT)
1/02	L	%	Tennessee (n)	28-45

% - - *TaxSlayer Bowl at Jacksonville, Fla.*

2015 (12-2-0, 8-0-0)

9/5	W	*	Illinois State	31-14
9/12	W		Iowa State	31-17
9/19	W	*	Pittsburgh	27-24
9/26	W	*	North Texas	62-16
10/3	W		#18/19 Wisconsin	10-6
10/10	W	*	Illinois (h)	29-20
10/17	W		#20/21 Northwestern	40-10
10/31	W	*	Maryland	31-15
11/7	W		Indiana	35-27
11/14	W	*	Minnesota	40-35
11/21	W	*	Purdue	40-20
11/27	W		Nebraska	28-20
12/5	L	\$	#5/5 Michigan State	13-16
1/1	L	%	#5/6 Stanford	16-45

\$ -- *Big Ten Championship Game at Indianapolis, Ind.*
% -- *Rose Bowl at Pasadena, Calif.*

2016 (8-5-0, 6-3-0)

9/3	W	*	Miami Ohio	45-21
9/10	W	*	Iowa State	42-3
9/17	L	*	North Dakota State	21-23
9/24	W		Rutgers	14-7
10/1	L	*	Northwestern (h)	31-38
10/8	W		Minnesota	14-7
10/15	W		Purdue	49-35
10/22	L	*	#10 Wisconsin	9-17
11/5	L		#12 Penn State	14-41
11/12	W	*	#2 Michigan	14-13
11/19	W		Illinois	28-0
11/25	W	*	#15 Nebraska	40-10
1/2	L	%	#17 Florida	3-30

% - - *Outback Bowl at Tampa, Fla.*

* - - *at Iowa City*

(h) - - *indicates Homecoming game*

Floyd of Rosedale
Iowa vs. Minnesota

To the winner of the Iowa-Minnesota football game goes possession of a statue of a pig named "Floyd of Rosedale."

A bet in 1935 between Minnesota Governor Floyd B. Olson and Iowa Governor Clyde Herring gave birth to Floyd of Rosedale. Tensions between the two state universities had been running high and a wager was made in an effort to relieve the situation.

After Iowa lost the 1935 game, Herring presented Olson with Floyd of Rosedale, a full-blooded champion pig and a brother of BlueBoy from Will Rogers' movie State Fair. Olson gave the pig to the University of Minnesota and commissioned St. Paul sculptor Charles Brioscho to capture Floyd's image.

The result is a bronze pig 21 inches long and 15 inches high and weighs in at 98.3 pounds. Floyd currently resides in Iowa City as a result of Iowa's 14-7 victory last season in Minneapolis. Minnesota holds a 42-38-2 advantage in the series with Floyd of Rosedale on the line. The winning university is entitled to keep the trophy until it loses the annual battle.



Heartland Trophy
Iowa vs. Wisconsin

The Heartland Trophy was inaugurated in 2004 and goes each year to the winner of the football battle between Iowa and Wisconsin.

The trophy was designed and crafted by artist and former Iowa football player Frank Strub. The trophy, which is a bull mounted on a walnut base (native to both Wisconsin and Iowa), has been inscribed with the scores of all games in the long-time series. The teams have met 90 times, with Wisconsin holding a 45-43-2.

Wisconsin leads the series, 6-5, since the inception of the Heartland Trophy in 2004. The trophy resides in Madison following Wisconsin's 17-9 win in Iowa City last season. The winning university is entitled to keep the trophy until it loses the annual battle.



Cy-Hawk Trophy
Iowa vs. Iowa State

When The University of Iowa resumed its football series with Iowa State in 1977, the Des Moines Athletic Club donated a trophy to be awarded to the winner of the annual in-state battle.

The original Cy-Hawk Trophy featured a football player in the classic running back pose and a likeness of both Herky the Hawkeye and Cy the Cardinal. A new Cy-Hawk Trophy, selected through a fan vote, was introduced for the 2012 contest, which is a part of the Iowa Corn Cy-Hawk Series.

The Hawkeyes hold a 42-22 advantage in the series that began in 1894, including a 26-13 margin since 1977 when the Cy-Hawk Trophy was first awarded. Iowa retained possession of the trophy with a 42-3 victory last season in Iowa City. The winning university is entitled to keep the trophy until it loses the annual battle.




The Heroes Game
Iowa vs. Nebraska

The Heroes Game was created to highlight the border rivalry between Iowa and Nebraska. The institutions annually honor one citizen from each of their respective states who are admired for their brave deeds and noble qualities.

These heroes are nominated by friends, neighbors or co-workers and are guests of the two teams at the game, where they will be honored on-field. Each will also have their name and hometown etched on the Heroes Trophy.

Nebraska holds a 29-15-3 advantage in the all-time series. The trophy resides in Iowa City after Iowa's 40-10 victory in Iowa City last season.



Herky and the Hawkeyes

The University of Iowa borrowed its athletic nickname from the state of Iowa many years ago.

The name Hawkeye was originally applied to a hero in a fictional novel, *The Last of the Mohicans*, written by James Fenimore Cooper. Author Cooper had the Delaware Indians bestow the name on a white scout who lived with them.

In 1838, 12 years after the book was published, people in the territory of Iowa acquired the nickname, chiefly through the efforts of Judge David Rorer of Burlington and James Edwards of Fort Madison.

Edwards, editor of the *Fort Madison Patriot*, moved his paper to Burlington in 1843 and renamed it the *Burlington Hawk Eye*. The two men continued their campaign to popularize the name and territorial officials eventually gave it their formal approval.

The Hawkeye nickname gained a tangible symbol in 1948 when a cartoon character, later to be named Herky the Hawk, was hatched. The creator was Richard Spencer III, instructor of journalism.

The impish hawk was an immediate hit and he acquired a name through a statewide contest staged by the athletic department. John Franklin, a Belle Plaine alumnus, was the man who suggested Herky.

Since his birth, Herky has symbolized Iowa athletics and epitomized University life. He even donned a military uniform during the Korean War and became the insignia of the 124th Fighter Squadron.

During the mid 1950s Herky came to life at a football game as the Iowa mascot. Since then Herky has been a familiar figure at Iowa athletic events.



Year	Coach	Overall Games					Big Ten Games				
		W-L-T	Home	Away	Off. Avg.	Def. Avg.	W-L-T	Rank	Home	Away	
1889	none	0-1-0	0-0-0	0-1-0	0.0	24.0					
1890	none	1-1-0	0-1-0	1-0-0	48.5	5.5					
1891	none	3-2-0	1-1-0	2-1-0	22.4	13.6					
1892	E. A. Dalton	3-2-1	2-0-0	1-2-1	20.7	11.3					
1893	Ben Donnelly	3-4-0	2-0-0	1-4-0	25.4	23.0					
1894	Roger Sherman	4-4-1	2-1-0	2-3-1	16.2	17.6					
1895	none	2-5-0	0-2-0	2-3-0	6.0	20.0					
1896	A. E. Bull	7-1-1	3-0-0	4-1-1	14.7	1.3					
1897	Otto Wagonhurst	4-4-0	2-2-0	2-2-0	8.3	13.0					
1898	Alden Knipe	3-4-2	2-1-0	1-3-2	7.4	10.6					
1899	Alden Knipe	8-0-1	5-0-0	3-0-1	24.6	0.6					
1900	Alden Knipe	7-0-1	5-0-0	2-0-1	38.9	1.5	2-0-1	1st	0-0-0	2-0-1	
1901	Alden Knipe	6-3-0	5-1-0	1-2-0	9.4	12.8	0-3-0	8th	0-1-0	0-2-0	
1902	Alden Knipe	5-4-0	2-1-0	3-3-0	13.4	26.4	0-3-0	7th	0-0-0	0-3-0	
1903	John Chalmers	9-2-0	6-1-0	3-1-0	15.5	9.3	1-1-0	5th	1-0-0	0-1-0	
1904	John Chalmers	7-4-0	6-0-0	1-4-0	23.4	9.9	0-3-0	T7th	0-0-0	0-3-0	
1905	John Chalmers	8-2-0	6-0-0	2-2-0	30.9	8.6	0-2-0	T7th	0-0-0	0-2-0	
1906	Mark Catlin	2-3-0	2-1-0	0-2-0	8.6	15.0	0-1-0	7th	0-0-0	0-1-0	
1907	Mark Catlin	3-2-0	2-1-0	1-1-0	18.0	9.6	1-1-0	4th	1-0-0	0-1-0	
1908	Mark Catlin	2-5-0	1-3-0	1-2-0	18.9	9.3	0-1-0	6th	0-0-0	0-1-0	
1909	John Griffith	2-4-1	2-1-0	0-3-1	8.3	13.9	0-1-0	7th	0-0-0	0-1-0	
1910	Jess Hawley	5-2-0	3-0-0	2-2-0	13.4	2.1	1-1-0	4th	1-0-0	0-1-0	
1911	Jess Hawley	3-4-0	1-2-0	2-2-0	4.9	7.6	2-2-0	5th	1-0-0	1-2-0	
1912	Jess Hawley	4-3-0	2-1-0	2-2-0	18.6	19.7	1-3-0	7th	0-1-0	1-2-0	
1913	Jess Hawley	5-2-0	4-0-0	1-2-0	44.3	7.3	2-1-0	T2nd	1-0-0	1-1-0	
1914	Jess Hawley	4-3-0	2-2-0	2-1-0	29.1	5.1	1-2-0	7th	0-1-0	1-1-0	
1915	Jess Hawley	3-4-0	1-1-0	2-3-0	13.1	21.3	1-2-0	7th	1-0-0	0-2-0	
1916	Howard Jones	4-3-0	3-1-0	1-2-0	17.3	22.3	1-2-0	7th	1-0-0	0-2-0	
1917	Howard Jones	3-5-0	3-1-0	0-4-0	11.4	17.6	0-2-0	8th	0-0-0	0-2-0	
1918	Howard Jones	6-2-1	5-2-0	1-0-1	13.7	4.0	2-1-0	T4th	2-1-0	0-0-0	
1919	Howard Jones	5-2-0	3-0-0	2-2-0	12.9	6.3	2-2-0	6th	0-0-0	2-2-0	
1920	Howard Jones	5-2-0	3-0-0	2-2-0	20.3	7.7	3-2-0	5th	2-0-0	1-2-0	
1921	Howard Jones	7-0-0	4-0-0	3-0-0	26.4	5.1	5-0-0	1st	2-0-0	3-0-0	
1922	Howard Jones	7-0-0	4-0-0	3-0-0	29.7	4.7	5-0-0	1st	3-0-0	2-0-0	
1923	Howard Jones	5-3-0	3-2-0	2-1-0	15.5	6.9	3-3-0	6th	1-2-0	2-1-0	
1924	Burt Ingwersen	6-1-1	5-0-1	1-1-0	13.3	6.3	3-1-1	3rd	1-0-1	2-1-0	
1925	Burt Ingwersen	5-3-0	4-1-0	1-2-0	15.1	9.3	2-2-0	T4th	1-1-0	1-1-0	
1926	Burt Ingwersen	3-5-0	3-1-0	0-4-0	14.1	14.6	0-5-0	T9th	0-2-0	0-3-0	
1927	Burt Ingwersen	4-4-0	3-2-0	1-2-0	13.4	10.4	1-4-0	T9th	0-2-0	1-2-0	
1928	Burt Ingwersen	6-2-0	4-1-0	2-1-0	18.4	5.3	3-2-0	T4th	1-1-0	2-1-0	
1929	Burt Ingwersen	4-2-2	3-0-1	1-2-1	16.0	3.5	2-2-2	5th	1-0-1	1-2-1	
1930	Burt Ingwersen	4-4-0	3-3-0	1-1-0	11.0	9.3	0-1-0	9th	0-1-0	0-0-0	
1931	Burt Ingwersen	1-6-1	1-2-1	0-4-0	0.9	16.4	0-3-1	10th	0-1-1	0-2-0	
1932	Ossie Solem	1-7-0	1-3-0	0-4-0	7.8	21.4	0-5-0	10th	0-2-0	0-3-0	
1933	Ossie Solem	5-3-0	3-0-0	2-3-0	16.4	7.0	3-2-0	T5th	1-0-0	2-2-0	
1934	Ossie Solem	2-5-1	1-2-0	1-3-1	12.3	19.1	1-3-1	9th	0-2-0	1-1-1	
1935	Ossie Solem	4-2-2	3-1-1	1-1-1	15.3	4.9	1-2-2	7th	0-1-1	1-1-1	
1936	Ossie Solem	3-4-1	2-1-1	1-3-0	10.6	12.9	0-4-1	T7th	0-1-1	0-3-0	
1937	Irl Tubbs	1-7-0	1-3-0	0-4-0	4.5	15.0	0-5-0	10th	0-3-0	0-2-0	
1938	Irl Tubbs	1-6-1	0-3-1	1-3-0	5.8	16.9	1-3-1	7th	0-1-1	1-2-0	
1939	Eddie Anderson	6-1-1	4-0-0	2-1-1	16.3	11.4	4-1-1	2nd	2-0-0	2-1-1	
1940	Eddie Anderson	4-4-0	3-1-0	1-3-0	15.6	12.3	2-3-0	6th	2-1-0	0-2-0	
1941	Eddie Anderson	3-5-0	2-1-0	1-4-0	11.4	12.3	2-4-0	6th	1-1-0	1-3-0	
1942	Eddie Anderson	6-4-0	5-2-0	1-2-0	14.7	13.5	3-3-0	T6th	2-1-0	1-2-0	
1943	Slip Madigan	1-6-1	0-3-1	1-3-0	10.4	19.1	0-4-1	9th	0-2-1	0-2-0	
1944	Slip Madigan	1-7-0	1-3-0	0-4-0	6.6	30.0	0-6-0	9th	0-2-0	0-4-0	
1945	Clem Crowe	2-7-0	2-2-0	0-5-0	8.2	34.4	1-5-0	T9th	1-2-0	0-3-0	
1946	Eddie Anderson	5-4-0	3-2-0	2-2-0	14.3	10.2	3-3-0	4th	1-1-0	2-2-0	
1947	Eddie Anderson	3-5-1	3-1-0	0-4-1	16.1	19.9	2-3-1	T6th	2-1-0	0-2-1	
1948	Eddie Anderson	4-5-0	2-3-0	2-2-0	14.1	15.8	2-4-0	T5th	1-2-0	1-2-0	
1949	Eddie Anderson	4-5-0	3-2-0	1-3-0	20.4	27.4	3-3-0	T5th	2-1-0	1-2-0	
1950	Leonard Raffensperger	3-5-1	1-2-1	2-3-0	13.4	22.3	2-4-0	6th	1-2-0	1-2-0	
1951	Leonard Raffensperger	2-5-2	2-1-1	0-4-1	17.8	25.9	0-5-1	9th	0-1-1	0-4-0	
1952	Forest Evashevski	2-7-0	1-3-0	1-4-0	13.4	24.4	2-5-0	7th	1-2-0	1-3-0	
1953	Forest Evashevski	5-3-1	4-1-0	1-2-1	20.8	10.1	3-3-0	T5th	2-1-0	1-2-0	

YEARLY RECORD

Year	Coach	W-L-T	Overall Games				Big Ten Games				
			Home	Away	Off. Avg.	Def. Avg.	W-L-T	Rank	Home	Away	
1954	Forest Evashevski	5-4-0	4-1-0	1-3-0	21.3	15.7	4-3-0	5th	3-0-0	1-3-0	
1955	Forest Evashevski	3-5-1	3-0-1	0-5-0	17.4	19.2	2-3-1	7th	2-0-1	0-3-0	
1956	Forest Evashevski	9-1-0	5-1-0	4-0-0	21.9	8.4	5-1-0	1st	2-1-0	3-0-0	
1957	Forest Evashevski	7-1-1	4-0-0	3-1-1	29.2	12.4	4-1-1	3rd	2-0-0	2-1-1	
1958	Forest Evashevski	8-1-1	4-1-1	4-0-0	29.3	14.6	5-1-0	1st	2-1-0	3-0-0	
1959	Forest Evashevski	5-4-0	3-2-0	2-2-0	25.8	11.1	3-3-0	6th	2-1-0	1-2-0	
1960	Forest Evashevski	8-1-0	5-0-0	3-1-0	26.0	12.0	5-1-0	1st	3-0-0	2-1-0	
1961	Jerry Burns	5-4-0	4-1-0	1-3-0	23.9	18.0	2-4-0	7th	2-1-0	0-3-0	
1962	Jerry Burns	4-5-0	3-2-0	1-3-0	14.1	18.4	3-3-0	T5th	2-1-0	1-2-0	
1963	Jerry Burns	3-3-2	2-1-1	1-2-1	15.8	14.0	2-3-1	8th	2-1-0	0-2-1	
1964	Jerry Burns	3-6-0	2-3-0	1-3-0	18.9	23.2	1-5-0	9th	0-3-0	1-2-0	
1965	Jerry Burns	1-9-0	0-5-0	1-4-0	9.4	9.2	0-7-0	10th	0-3-0	0-4-0	
1966	Ray Nagel	2-8-0	2-4-0	0-4-0	8.6	25.3	1-6-0	10th	1-3-0	0-3-0	
1967	Ray Nagel	1-8-1	1-4-0	0-4-1	16.1	27.7	0-6-1	T9th	0-3-0	0-3-1	
1968	Ray Nagel	5-5-0	3-3-0	2-2-0	32.2	28.9	4-3-0	T5th	2-2-0	2-1-0	
1969	Ray Nagel	5-5-0	3-3-0	2-2-0	25.5	27.5	3-4-0	T5th	1-2-0	2-2-0	
1970	Ray Nagel	3-6-1	3-2-0	0-4-1	12.9	25.9	3-3-1	4th	3-1-0	0-2-1	
1971	Frank Lauterbur	1-10-0	1-4-0	0-6-0	11.0	35.5	1-8-0	10th	1-3-0	0-5-0	
1972	Frank Lauterbur	3-7-1	2-2-1	1-5-0	10.0	19.0	2-6-1	T8th	1-2-1	1-4-0	
1973	Frank Lauterbur	0-11-0	0-5-0	0-6-0	12.7	36.5	0-8-0	T9th	0-4-0	0-4-0	
1974	Bob Commings	3-8-0	3-3-0	0-5-0	12.8	28.0	2-6-0	T7th	2-2-0	0-4-0	
1975	Bob Commings	3-8-0	2-5-0	1-3-0	16.5	25.4	3-5-0	T7th	1-3-0	2-2-0	
1976	Bob Commings	5-6-0	2-3-0	3-3-0	14.6	21.3	3-5-0	T7th	1-3-0	2-2-0	
1977	Bob Commings	5-6-0	3-4-0	2-2-0	15.0	20.8	3-5-0	T6th	1-3-0	2-2-0	
1978	Bob Commings	2-9-0	2-4-0	0-5-0	11.4	23.4	2-6-0	8th	2-2-0	0-4-0	
1979	Hayden Fry	5-6-0	2-4-0	3-2-0	21.7	19.6	4-4-0	5th	1-3-0	3-1-0	
1980	Hayden Fry	4-7-0	2-4-0	2-3-0	14.0	21.6	4-4-0	4th	2-2-0	2-2-0	
1981	Hayden Fry	8-4-0	5-1-0	3-3-0	21.7	13.1	6-2-0	T1st	3-1-0	3-1-0	
1982	Hayden Fry	8-4-0	3-2-0	5-2-0	19.1	19.2	6-2-0	3rd	3-1-0	3-1-0	
1983	Hayden Fry	9-3-0	5-0-0	4-3-0	31.7	15.8	7-2-0	3rd	5-0-0	2-2-0	
1984	Hayden Fry	8-4-1	3-2-1	5-2-0	27.6	15.5	5-3-1	T4th	2-1-1	3-2-0	
1985	Hayden Fry	10-2-0	6-0-0	4-2-0	36.7	15.6	7-1-0	1st	4-0-0	3-1-0	
1986	Hayden Fry	9-3-0	6-1-0	3-2-0	32.6	17.8	5-3-0	T3rd	3-1-0	2-2-0	
1987	Hayden Fry	10-3-0	4-1-0	6-2-0	30.0	19.3	6-2-0	T2nd	3-1-0	3-1-0	
1988	Hayden Fry	6-4-3	3-1-2	3-3-1	25.9	17.9	4-1-3	T3rd	2-0-2	2-1-1	
1989	Hayden Fry	5-6-0	1-5-0	4-1-0	17.9	25.3	3-5-0	T6th	0-4-0	3-1-0	
1990	Hayden Fry	8-4-0	5-1-0	3-3-0	35.6	24.0	6-2-0	T1st	3-1-0	3-1-0	
1991	Hayden Fry	10-1-1	5-1-0	5-0-1	28.6	14.9	7-1-0	2nd	3-1-0	4-0-0	
1992	Hayden Fry	5-7-0	3-3-0	2-4-0	20.3	23.2	4-4-0	5th	2-2-0	2-2-0	
1993	Hayden Fry	6-6-0	4-2-0	2-4-0	17.8	24.4	3-5-0	8th	2-2-0	1-3-0	
1994	Hayden Fry	5-5-1	4-2-0	1-3-1	27.9	29.5	3-4-1	7th	2-2-0	1-2-1	
1995	Hayden Fry	8-4-0	4-2-0	4-2-0	30.7	21.6	4-4-0	6th	2-2-0	2-2-0	
1996	Hayden Fry	9-3-0	4-2-0	5-1-0	28.3	20.3	6-2-0	T3rd	2-2-0	4-0-0	
1997	Hayden Fry	7-5-0	6-0-0	1-5-0	34.3	13.3	4-4-0	T6th	4-0-0	0-4-0	
1998	Hayden Fry	3-8-0	2-4-0	1-4-0	15.6	26.1	2-6-0	T7th	1-3-0	1-3-0	
1999	Kirk Ferentz	1-10-0	1-5-0	0-5-0	14.7	31.5	0-8-0	11th	0-4-0	0-4-0	
2000	Kirk Ferentz	3-9-0	2-4-0	1-5-0	16.9	27.5	3-5-0	8th	2-2-0	1-3-0	
2001	Kirk Ferentz	7-5-0	5-1-0	2-4-0	32.6	21.5	4-4-0	T4th	3-1-0	1-3-0	
2002	Kirk Ferentz	11-2-0	6-1-0	5-1-0	37.2	19.7	8-0-0	T1st	4-0-0	4-0-0	
2003	Kirk Ferentz	10-3-0	7-0-0	3-3-0	28.7	16.2	5-3-0	T4th	4-0-0	1-3-0	
2004	Kirk Ferentz	10-2-0	6-0-0	4-2-0	24.3	17.6	7-1-0	T1st	4-0-0	3-1-0	
2005	Kirk Ferentz	7-5-0	5-1-0	2-4-0	30.0	20.0	5-3-0	T3rd	3-1-0	2-2-0	
2006	Kirk Ferentz	6-7-0	4-3-0	2-4-0	23.8	20.7	2-6-0	T8th	1-3-0	1-3-0	
2007	Kirk Ferentz	6-6-0	4-2-0	2-4-0	18.5	18.8	4-4-0	T-5th	3-1-0	1-3-0	
2008	Kirk Ferentz	9-4-0	6-1-0	3-3-0	30.3	13.0	5-3-0	T-4th	3-1-0	2-2-0	
2009	Kirk Ferentz	11-2-0	6-1-0	5-1-0	23.2	15.4	6-2-0	T-2nd	3-1-0	3-1-0	
2010	Kirk Ferentz	8-5-0	5-2-0	3-3-0	28.9	17.0	4-4-0	T-4th	4-0-0	0-4-0	
2011	Kirk Ferentz	7-6-0	6-1-0	1-5-0	27.5	23.8	4-4-0	4th-Div.	3-1-0	1-3-0	
2012	Kirk Ferentz	4-8-0	2-5-0	2-3-0	19.3	22.9	2-6-0	6th-Div.	1-3-0	1-3-0	
2013	Kirk Ferentz	8-5-0	4-3-0	4-2-0	26.3	18.9	5-3-0	2nd-Div.	2-2-0	3-1-0	
2014	Kirk Ferentz	7-6-0	4-3-0	3-3-0	28.2	25.6	4-4-0	4th-Div.	2-2-0	2-2-0	
2015	Kirk Ferentz	12-2-0	7-0-0	5-2-0	30.9	20.4	8-0-0	1st-Div.	4-0-0	4-0-0	
2016	Kirk Ferentz	8-5-0	4-3-0	4-2-0	24.9	18.8	6-3-0	2nd-Div.	2-2-0	4-1-0	
Totals		633-548-39	397-216-16	236-332-23			320-369-25		175-142-13	145-227-12	

-A-

Abraham, Ryan _____ 1994
 Adams, Mark _____ 1987,88
 Aegerter, Greg _____ 1988,89,90
 Aeschliman, Wes _____ 2006,07,08
 Age, Louis _____ 1968
 Ahlgren, Don _____ 1956
 Aiello, Sam _____ 2000,01,03
 Akin, Austin _____ 1931
 Akin, Paul _____ 1935
 Aldrich, Charles _____ 1892,93,94
 Alexander, Archie _____ 1909,10,11
 Alexander, Dave _____ 1983,85,86,87
 Allen, Antwan _____ 2002,03,04,05
 Allen, George _____ 1903,05,06
 Allen, Greg _____ 1991,92,94
 Allen, Jeremy _____ 1998,99,2000,01
 Allen, Joseph _____ 1893,94
 Allen, Robert _____ 1937,38
 Allendorf, Kevin _____ 1989
 Allison, Greg _____ 1967,68,69
 Allison, William _____ 1895
 Alston, Quinton _____ 2011,12,13,14
 Alt, John _____ 1980,81,82,83
 Alvis, Dominic _____ 2011,12,13
 Ambrose, Phil _____ 1977
 Anderson, Bill _____ 1986,87,88,89
 Anderson, Richard _____ 1935,36,37
 Anderson, Robert _____ 1965,66,67
 Anderson, Ross _____ 1940,41,47
 Anderson, Tim _____ 1985,86,87,88
 Andrews, Jeff _____ 1993
 Andruska, Bruno _____ 1938,39,40
 Angel, Kevin _____ 1985
 Angerer, Pat _____ 2006,08,09
 Ankeny, Gerald _____ 1939,40,41
 Annis, Daryl _____ 1943
 Anttila, Jeff _____ 1990,91,92,93
 Arkeilpane, James _____ 1976,77,78
 Armil, Paul _____ 1926,27,28
 Armington, Dennis _____ 1974,75
 Arzberger, Bob _____ 1943
 Ash, William _____ 1932,34
 Asmus, Kody _____ 2003,04
 Atkins, Plez _____ 1994,95,96,97
 Atkinson, William _____ 1903,04
 Audlehelm, Joe _____ 2011

-B-

Babineaux, Jonathan _____ 2000,02,03,04
 Bachman, Jay _____ 1983
 Bailey, Bill _____ 1981,82,83
 Bailey, Charles _____ 1891
 Bain, Ryan _____ 2005,06
 Baird, Burton _____ 1911
 Baker, Jason _____ 1997,98,99,2000
 Baker, Mark _____ 1898
 Balazs, Frank _____ 1936,37,38
 Baldwin, Marty _____ 1992
 Ball, Marty _____ 1979,80,82
 Ballard, Christian _____ 2007,08,09,10
 Balliet, Michael _____ 1890
 Barden, Mark _____ 1970

Banks, Brad _____ 2001,02
 Banks, Earl _____ 1946,47,48,49
 Banks, Kirk _____ 1982,84
 Banks, Tavian _____ 1994,95,96,97
 Banton, Oscar _____ 1910,11
 Barbera, Kevin _____ 1961
 Barbour, William _____ 1942,43
 Barkema, C. J. _____ 2002,04,05
 Barnhart, Rod _____ 1967,68,69
 Barr, Fred _____ 1999,2000,01,02
 Barron, Irving _____ 1913,14,15
 Barton, Gregory _____ 1967
 Barton, Ryan _____ 1998,99,2000
 Bartells, Del _____ 1946
 Bash, Roy _____ 1968,69,70
 Bass, Richard _____ 1986,87,88,89
 Bateman, Howard _____ 1906
 Bates, Jefferson _____ 1993,94
 Bates, Toney _____ 1993
 Batterson, Tim _____ 1985,86,87
 Baughman, Bill _____ 1943
 Baxley, Rob _____ 1988,89,90,91
 Bayless, Rick _____ 1984,85,86,87
 Bazata, Nathan _____ 2015,16
 Beard, Jeff _____ 1987
 Beathard, C.J. _____ 2013,14,15,16
 Becker, Andrew _____ 2004,05
 Belleus, Walner _____ 2004
 Becker, Dave _____ 1976,77,78
 Becker, Fred _____ 1916
 Belding, Lester _____ 1918,19,20,21
 Bell, Charles _____ 1909
 Bell, Nick _____ 1988,89,90
 Bell, Wendell _____ 1970,71
 Benda, Russell _____ 1946,47
 Benjamin, Wendell _____ 1929,30
 Bennett, Bernard _____ 1950,51,52
 Bennett, George _____ 1993,94,95
 Bennett, Mike _____ 1985
 Benschoter, Doug _____ 1975,76,77,78
 Benskin, William _____ 1944
 Bergstrom, Wallace _____ 1939
 Bernstine, Jordan _____ 2007,08,10,11
 Berrie, Tyrone _____ 1985,86,87,88
 Berry, John _____ 1901,02,04
 Betts, Ladell _____ 1998,99,2000,01
 Beutjer, Jon _____ 2000
 Bevill, William _____ 1967,68,69
 Bickford, Jay _____ 1998,99
 Bickham, Lloyd _____ 1993,94,95
 Bielema, Bret _____ 1989,90,91,92
 Bigach, Steve _____ 2011,12
 Bilek, Guy _____ 1966,67
 Binns, Broderick _____ 2008,09,10,11
 Bishop, Willie _____ 1986
 Bjork, Donald _____ 1950
 Blackburn, James _____ 1915
 Blackmore, Ausman _____ 1898
 Blackmore, Ralph _____ 1896,97
 Blaha, Bob _____ 1974,76
 Blair, Fred _____ 1892
 Blatcher, Phil _____ 1978,79,80,81
 Blazek, A. J. _____ 1999,2000

Bleeker, John _____ 1917
 Block, Lawrence _____ 1917,18,19,20
 Bloomquist, Frank _____ 1955,56,57
 Blue, Larry _____ 1989,91,92,93
 Blum, Tyler _____ 2006,07,08
 Blythe, Austin _____ 2012,13,14,15
 Bobek, Jeff _____ 1980
 Boddicker, Dan _____ 1983
 Boettger, Ike _____ 2014,15,16
 Boettner, Scott _____ 1975
 Boffeli, Conor _____ 2012,13
 Bohannon, Gordy _____ 1979,81
 Bolan, Mike _____ 1985,86
 Bolden, Charles _____ 1968
 Boleyn, Scott _____ 2001,02
 Bollers, Trevor _____ 1994,96,97,98
 Bolton, Leonard _____ 1974,75
 Bonior, David _____ 1966
 Boone, Pat _____ 1992,93,94
 Boothe, Charles _____ 1952,53
 Borchers, Kory _____ 2001,02,03
 Bortz, Mark _____ 1979,80,81,82
 Bostwick, Robert _____ 1949,50
 Boudreaux, Tyrone _____ 1992
 Bowen, Carl _____ 1945
 Bowen, Carl T. _____ 1913
 Bowen, Donald _____ 1955,56,57
 Bowen, Matt _____ 1997,98,99
 Bower, Bo _____ 2014,15,16
 Bowers, Jacob _____ 2004
 Bowersox, Mike _____ 1988
 Bowlin, Richard _____ 1935,36
 Bowlsby, Clifton _____ 1915
 Bowlsby, John _____ 1975
 Bradley, Bill _____ 1979,80,81
 Bradley, David _____ 2001,02,03,04
 Bradley, Howard _____ 1949,50
 Bradley, Phil _____ 1989,90,91
 Brady, Charles _____ 1937,38
 Brady, Mike _____ 1976,77,78,79
 Brandt, Duane _____ 1949,50,51
 Bream, Allan _____ 1966,67,68
 Breault, Steve _____ 1989,90,92
 Bremner, William _____ 1890,94,98
 Brevi, Chris _____ 2004
 Briggs, Charles _____ 1901
 Briggs, William _____ 1963,64,65
 Brincks, Sam _____ 2015,16
 Bristol, Joe _____ 1949,50,51
 Britzmann, Burt _____ 1950,51,52
 Brockway, James _____ 1898,1900
 Brodell, Andy _____ 2005,06,07,08
 Broeder, George _____ 1951,52,53,54
 Broghamer, Bill _____ 1983
 Bromert, Zach _____ 1995,96,97,98
 Brooks, Dave _____ 1969,70
 Brooks, Rick _____ 1971,73
 Brown, Corey _____ 1996,97,98,99
 Brown, Greg _____ 1987,88,89,90
 Brown, Jeff _____ 1979,80,81
 Brown, John _____ 1958,59
 Brown, Maurice _____ 2002,03
 Brown, Mikkell _____ 1999,2000

Brown, Steve _____ 1984
 Brown, Richard _____ 1926,27,28
 Browne, Dave _____ 1981,82
 Brownlee, Sam _____ 2004,05,06
 Brueckner, Carl _____ 1913,14
 Bruggeman, Rob _____ 2007,08
 Brugman, Francis _____ 1907
 Bryant, Dave _____ 1972,73,74,75
 Buch, Doug _____ 1989,90,91,92
 Buch, Jeff _____ 2000
 Buckley, Roy _____ 1903
 Buckley, Fred _____ 1901,02,03
 Buckley, George _____ 1910,11,12
 Budzik, Bernard _____ 1962,63,64
 Buggs, Glenn _____ 1981,82,83
 Bulaga, Bryan _____ 2007,08,09
 Bullock, Damon _____ 2011,12,13,14
 Buntz, Andrew _____ 1949,50,51
 Burger, Michael _____ 1995,96,97,98
 Burke, Kenny _____ 1978
 Burke, Louis _____ 1979,80
 Burke, Mike _____ 1986,87,88
 Burkett, Charles _____ 1943
 Burkett, Bill _____ 1940,41,42
 Burks, Shanty _____ 1973,74,75,77
 Burmeister, Paul _____ 1992,93
 Burns, ? _____ 1895
 Burrell, Doug _____ 1984,85
 Burrier, Emmett _____ 1898,1900
 Burrier, Tony _____ 1999,2000,01,02
 Burroughs, John _____ 1955,56,58
 Burt, Kerry _____ 1984,85,86,87
 Busch, Tom _____ 2004,05,06,07
 Bush, Fred _____ 1982,83,84,85
 Bush, Larry _____ 1973,74
 Busk, Russell _____ 1937,38,39
 Butler, Dave _____ 1974,75
 Byard, Rich _____ 1971
 Byers, Clar _____ 1926
 Byers, Herbert _____ 1944
 Byrd, Joseph _____ 1947

-C-

Cabalka, Tom _____ 1970,71,73
 Caldwell, Butch _____ 1972,73,75,76
 Caldwell, Jim _____ 1973,74,75,76
 Calhoun, John _____ 1960,61
 Callaghan, Mark _____ 1976,77
 Calloway, Kyle _____ 2007,08,09
 Campbell, Johnny _____ 1972,73,74,75
 Campbell, Vince _____ 1981,82
 Canzeri, Jordan _____ 2011,13,14,15
 Caplan, Arnold _____ 1949,50,51
 Carberry, Joseph _____ 1913,14
 Carberry, William _____ 1906,07,08
 Carlsen, John _____ 1930
 Carlsen, Oakley _____ 1927,28
 Carlson, Raymond _____ 1946,47,48
 Carr, Spencer _____ 1893
 Carroll, John _____ 1983
 Carter, Richard _____ 1995,96,97
 Case, Lyman _____ 1930,31
 Casey, Tyler _____ 1993

Eshareturi, George _____ 2004
 Essy, Mark _____ 1973,74
 Estes, John _____ 1947
 Eubanks, Rafael ___ 2006,07,08,09
 Evans, Ben _____ 2010
 Evans, Gary _____ 1976
 Evans, Richard _____ 1937,38,39
 Evenden, John _____ 1966
 Ewen, Ettore _____ 2006
 Ewen, Roger _____ 1959
 Eyde, Matt _____ 1992,93

-F-

Fagerlind, Paul _____ 1944,45
 Faind, Rod _____ 1967
 Fairchild, Ron _____ 1949,50,51
 Falconer, Adrian _____ 2015,16
 Faley, Teddy Jo _____ 1990,91,92
 Fant, Noah _____ 2016
 Farmer, Thomas _____ 1940,41,42
 Farrell, John _____ 1970,71,72
 Farroh, Mike _____ 1928,29
 Farroh, Shipley _____ 1936,37
 Faske, Jerold _____ 1948,49,50
 Favrow, Jim _____ 1980
 Fechter, Russell _____ 1946
 Fedders, Greg _____ 1987,88,89
 Fee, Joseph _____ 1908,09
 Fenstermaker, Andy _____ 2005,06
 Fenton, Bill _____ 1951,52,53
 Fequiere, Fritz _____ 1992,93,94
 Ferentz, Brian _____ 2003,04,05
 Ferentz, James _____ 2010,11,12
 Ferentz, Steve _____ 2015,16
 Ferguson, Dalton _____ 2015,16
 Ferguson, James _____ 1942
 Ferguson, Larry _____ 1959,60,62
 Ferren, William _____ 1891
 Ferroni, Mike _____ 1989,90,91,92
 Ferry, Terry _____ 1964,65
 Fetter, Mark _____ 1972,73,74,75
 Feuerbach, Kerry _____ 1975,76
 Fiedorowicz, C. J. _____ 2010,11,12,13
 Ficeli, John _____ 1965,66
 Fick, Rob _____ 1971,74
 Filer, Rodney _____ 1993,94,95,96
 Filloon, Jon _____ 1988,90,91
 Fischer, Alan _____ 1962
 Fischer, Darrell _____ 1923,24
 Fisher, Cole _____ 2013,14,15
 Fisher, Hugh _____ 1962
 Fisher, Raymond _____ 1931,32,33
 Fisher, Russell _____ 1933,34
 Fisher, Scott _____ 1992
 Fitzgerald, Greg _____ 1984
 Flagg, Mike _____ 1984,85,86,87
 Fleckenstein, Bill _____ 1923,24
 Fleming, Maurice _____ 2013,14,15
 Fleming, Willie _____ 1958
 Flemister, Zeron _____ 1996,98,99
 Fletcher, Bradley _____ 2005,06,07,08
 Fletcher, Gary _____ 1962,63
 Flood, Bud _____ 1944

Folland, Brian _____ 1984
 Follett, Mike _____ 2002,03,04,05
 Fontes, John _____ 1971
 Ford, John _____ 1943
 Forgy, Joe _____ 2011
 Forte, Jeff _____ 1981
 Fosdick, Robert _____ 1915,16
 Foster, Gerald _____ 1931,33,34
 Foster, Melvin _____ 1987,88,89,90
 Foster, Palmer _____ 2013
 Frantz, Tom _____ 1979,80
 Frantz, Mike _____ 1974
 Frazier, Chris _____ 1992
 Frazier, Jim _____ 1977,78,80,81
 Freeman, James _____ 1953,54,55
 Freeman, Marshall _____ 2003
 Frey, Harry _____ 1943
 Fritzel, Carl _____ 1906,07
 Fry, Westley _____ 1923,24,25
 Fryauf, Donald _____ 1948
 Frye, George _____ 1939,40,41
 Frymire, Richard _____ 1951,52
 Fuahala, Hausia _____ 1993,94
 Fuhrman, John _____ 1927,28,29
 Furlong, Kevin _____ 1957,58

-G-

Gabelmann, Zach _____ 2003,04,05,06
 Gaglione, Joe _____ 2012
 Gaines, Richard _____ 1895,96
 Gair, Anthony _____ 2013,14,15,16
 Gales, Pete _____ 1978,79,80,81
 Gallagher, Frank _____ 1936,37
 Gallagher, Jack _____ 1933,34,35
 Gallagher, James _____ 1917
 Gallagher, William B. _____ 1937,39,40
 Gallagher, William F. _____ 1943
 Gallery, John _____ 2005
 Gallery, Nick _____ 1993,94,95,96
 Gallery, Robert _____ 2000,01,02,03
 Galloway, Ledrue _____ 1924
 Gambol, Chris _____ 1985,86
 Gancarczyk, Jacob _____ 2003
 Gardner, Drew _____ 2006,07,08
 Gardner, John _____ 1895,96,97
 Garmon, Greg _____ 2012
 Garretson, Herman _____ 1914,15
 Gates, Ben _____ 2004,05
 Gattas, Bryon _____ 2006,07
 Gaul, Tommy _____ 2013,14
 Gear, Bruce _____ 1983,84,85,86
 Geary, Chad _____ 2006,07,08,09
 Geater, Ron _____ 1988,90,91
 Gehrke, Del _____ 1964
 Geigel, Robert _____ 1946,47,48,49
 George, Leon _____ 1945
 Gerleman, Loren _____ 1981,82
 German, Burt _____ 1891
 Gervase, Jake _____ 2016
 Gettis, Adam _____ 2010,11
 Ghere, Jesse _____ 1999
 Giacobazzi, Tony _____ 1962,63,64
 Gibbons, James _____ 1955,56,57

Gibbs, Frank _____ 1903
 Gibbs, Richard _____ 1965,66
 Gibbs, Robert _____ 1966,67,68
 Gibson, Damon _____ 1995,96,97
 Gibson, Ed _____ 1995,96,97
 Giesen, Glen _____ 1999
 Gilbaugh, Greg _____ 1977,78,79,80
 Gilleard, Burdell _____ 1940
 Gill, Owen _____ 1981,82,83,84
 Gillette, Charles _____ 1892
 Gilliam, Frank _____ 1953,54,56
 Gilson, Chad _____ 2014
 Gimm, Jonathan _____ 2009,11,12
 Ginsberg, Louis _____ 1945,48,49,50
 Glasener, Paul _____ 1943
 Glass, Bill _____ 1983,84
 Glassgow, Willis _____ 1927,28,29
 Glonek, Paul _____ 1987
 Gochenour, Ed _____ 1988,89
 Godfrey, Charles _____ 2004,05,06,07
 Goff, Mike _____ 1994,95,96,97
 Golden, Paul _____ 1945
 Goodman, Grant _____ 1985,86,87,88
 Gordonier, Sheldon _____ 1934,35
 Gorrell, Andrew _____ 1889
 Graham, Donald _____ 1923,24,25
 Granger, Norm _____ 1980,81,82,83
 Granquist, Aaron _____ 1995,96
 Grant, Duane _____ 1966,67,68
 Grant, Marcus _____ 2011
 Gray, Lee _____ 2004
 Grayson, Lemuel _____ 1977,78,79,80
 Gravel, William _____ 1956,57,58
 Green, Dennis _____ 1968,69,70
 Green, Jeff _____ 1978
 Green, Lester _____ 1954
 Green, Steve _____ 1988
 Green, Thomas _____ 1905
 Green, William C. _____ 1939,40,41
 Green, William F. _____ 1948,49,50
 Greene, Chris _____ 1992
 Greene, Shonn _____ 2005,06,08
 Greenway, Chad _____ 2002,03,04,05
 Greenwood, Brett _____ 2007,08,09,10
 Greenwood, Glen _____ 1917,18
 Greiner, Justin _____ 2010
 Greving, Aaron _____ 2000,01
 Grier, Robert _____ 1962,63
 Griffen, Harold _____ 1923,24,25
 Griffin, Festus _____ 1896
 Griffith, Dwight _____ 1901,03,04
 Griffith, John _____ 1897,98,99,00
 Grigsby, Herb _____ 2005,06
 Grimm, Lloyd _____ 1926,27,28
 Grine, Tom _____ 1974,75,76
 Griswold, Bryce _____ 2009
 Grogan, Tom _____ 1981,82,83
 Gross, Raymond _____ 1907,08,09
 Gross, Samuel _____ 1913,14,15
 Grothus, Joseph _____ 1943,46,47,48
 Grouwinkel, Gary _____ 1956,57,58
 Grubb, Frank _____ 1915,16
 Gruver, Bob _____ 1967,69

Gunderson, Arthur _____ 1912,13,14
 Guthrie, Eric _____ 2011
 Gusolis, Frank _____ 1894
 Gustafson, Robert _____ 1945
 Gutshall, Tim _____ 1976,77,78
 Guy, Willie _____ 1993,94,95
 Guzowski, Anthony _____ 1946,47,48

-H-

Haganman, Kyle _____ 2010
 Hager, John _____ 1979
 Hagerty, Lorin _____ 1927,29
 Hagler, Collins _____ 1955,56,57
 Haight, Dave _____ 1985,86,87,88
 Haight, Mike _____ 1983,84,85
 Hain, Robert _____ 1958,59
 Hall, John _____ 1952,53,54
 Hall, Shane _____ 1998,99,2000,01
 Hall, Shelley _____ 1891
 Hallstrom, Ron _____ 1981
 Halliburton, James _____ 1948
 Haltom, Warren _____ 1934
 Haluska, Blake _____ 2013
 Hamilton, Chris _____ 1969
 Hamilton, Ray _____ 2011,12,13,14
 Hammann, Gregg _____ 1984
 Hammond, Jack _____ 1945
 Hampton, Jewel _____ 2008
 Hancock, John _____ 1922,23,24
 Hand, Tom _____ 1942,45
 Hanks, Merton _____ 1987,88,89,90
 Hanlon, Thomas _____ 1909
 Hanna, Tim _____ 1982,83
 Hansen, James _____ 1944
 Hansen, Ryan _____ 1998,99,2000
 Hanson, Henry _____ 1909,11,12
 Hantelmann, Harold _____ 1930,31
 Happel, Bill _____ 1983,84,85
 Happel, William _____ 1955,56,57
 Haralson, Aramis _____ 2001
 Harberts, Deven _____ 1987,88
 Hardt, Kim _____ 1971
 Hardy, Mike _____ 2012,13,14
 Harmon, Kevin _____ 1985,86,87
 Harmon, Ronnie _____ 1982,83,84,85
 Harrell, George _____ 1959
 Harrington, Herlyn _____ 1979,80
 Harris, Carl _____ 1965
 Harris, Dave _____ 1970,71,72
 Harris, Fred _____ 1955,56,57
 Harris, Homer _____ 1935,36,37
 Harris, Sammie _____ 1960,61,62
 Harthorne, Romero _____ 1972
 Hartlieb, Chuck _____ 1986,87,88
 Hartlieb, Jim _____ 1989,90,91,92
 Hartlieb, John _____ 1991,92,93,94
 Hartman, Craig _____ 1983,84
 Harty, Frank _____ 1980
 Harty, John _____ 1977,78,79,80
 Hass, Wilmon _____ 1932
 Hastings, Irving _____ 1906,07,08
 Hatch, James _____ 1952,54
 Hatch, Toni _____ 1955,56

Hauge, Gerhard _____ 1930	Hodge, Abdul ____ 2002,03,04,05	-I-	Jones, Nyle _____ 1901,03,04
Haugo, Tom _____ 1967,68	Hodges, Howard ____ 2000,01,02,03	Ibanez, Raul _____ 1979,80	Jorden, R. E. _____ 1904
Hausman, Robert _____ 1956	Hodoway, Stephen ____ 1964,66	Ingersoll, Clarence ____ 1893,94	Joseph, Straun _____ 1981
Hawley, Ron _____ 1982,83	Hoerlein, Hans _____ 1910	Inman, Donald _____ 1952,54	
Hawkins, Max _____ 1939,40	Hoerner, Dick _____ 1942,46	Ireland, Robert _____ 1943	-K-
Hawthorne, George ____ 1988,89	Hoff, Robert _____ 1948,49,50	Irvine, Charles _____ 1937,38	Kadesky, Max _____ 1920,21,22
Hay, Jim _____ 1930	Hoffman, Lloyd _____ 1933	Iverson, Iver _____ 1894,95,96	Kaeding, Nate ____ 2000,01,02,03
Hayes, Jonathan ____ 1982,83,84	Hoinkes, Karl _____ 1970	Iwebema, Kenny ____ 2004,05,06,07	Kahl, Kent _____ 1993,94
Hayes, John _____ 1966,67	Hogarty, John _____ 1979		Kaiser, Jim _____ 1970,71,72
Hayes, Robert _____ 1894	Holbrook, Frank ____ 1895,96	-J-	Kaisershot, Quentin ____ 1947,49
Hayes, Tom _____ 1968,69,70	Hollenbeck, Henry ____ 1901,02	Jackson, Andre ____ 1972,73,74,75	Kampman, Aaron _____
Hayman, Phillip _____ 1952	Hollis, Wilburn ____ 1959,60,61	Jackson, Andrew ____ 1966,67,68	1998,99,2000,01
Haymen, Phil _____ 1973	Holloway, Warren ____ 2002,03,04	Jackson, Chris ____ 1992,93,94,95	Kane, Roger _____ 1942,46
Hazard, Charles ____ 1907,08,09	Holman, Tarig ____ 1997,98,99	Jackson, Dave _____ 1974	Kanellis, Alex _____ 2005,06
Head, James _____ 1954	Holmes, Bob _____ 1974,75	Jackson, Josh _____ 2015,16	Kanellis, Eldan _____ 1955
Headington, Ronald _ 1946,47,48	Holmes, Frank ____ 1970,71,72	Jackson, Mike _____ 1976,77,79	Karras, Alex _____ 1956,57
Heald, Albert _____ 1890	Holmes, George _____ 1915	Jackson, Tony ____ 2001,02,03,04	Karras, Paul _____ 1958
Hearns, Greg _____ 1973	Holmstrom, Tim _____ 1977,78	Jackson, Treye _____ 1982	Kasapis, Gus _____ 1961,62,63
Hedgeman, Erric ____ 1982,83	Holsclaw, Dave ____ 1977,78,79	Jacobsen, Grover ____ 1914,15	Kasper, Kevin ____ 1998,99,2000
Hegg, Phil _____ 1976	Holtorf, Gene _____ 1976,79	Jagodinski, Shawn ____ 1993	Katz, Ralph _____ 1944,45
Heil, Lynn _____ 1972,73,74	Honnold, Brian _____ 1991	Jakoubek, Frank ____ 1934,36	Kaufmann, Robert ____ 1919,20
Heldt, John ____ 1918,19,20,21	Hook, Tork _____ 1987,88,89	James, Carlos ____ 1990,91,92	Kay, William ____ 1945,46,47,48
Helgens, James _____ 1961	Hooker, Amani _____ 2016	Janda, Jon _____ 1957	Keane, James _____ 1942
Helms, Jory _____ 2003	Hooks, Mike ____ 1980,82,83,84	Jansen, Garrett ____ 2016	Kelley, James ____ 1934,35,38
Helverson, Scott ____ 1984,85	Hoover, Dwight ____ 1933,34,35	Jansen, Jeff _____ 1980,81	Kellogg, Don _____ 1983,84
Hendricks, John ____ 1965,66,67	Horn, Donald ____ 1957,58,59	Jaqua, Franklin _____ 1920	Kelly, Austin _____ 2016
Hendryx, Richard ____ 1964,65	Hornaday, Mike _____ 1993	Jasper, Harold ____ 1991,92,93,94	Kelly, Leo _____ 1916,17
Henlon, Jason _____ 1993,94	Hornok, Mark _____ 1994	Jauch, Ray _____ 1957,58,59	Kelly, William _____ 1937
Heppner, Joe _____ 1973,74	Horton, Larry ____ 1970,71	Jaye, John _____ 1976	Kelly, William F. _____ 1897
Herbert, Vane _____ 1901	Hosier, Scott ____ 1993,94	Jehle, Kenneth _____ 1955	Kelly William S. ____ 1918,19,20
Herbst, Taylor _____ 2009	Hough, Andrew ____ 1951,52,53	Jenkins, Albert ____ 1916,17	Kelso, Jack _____ 1944,47
Herington, Ken _____ 1970	Houghtlin, Rob ____ 1985,86,87	Jenkison, Jerry _____ 1957	Kemp, Paul _____ 1952,53
Herman, Brad ____ 2008,09,10,11	Houghton, Max ____ 1912,13,14	Jensen, Erik ____ 2000,01,02,03	Kennedy, Rick _____ 1992
Herman, Robert _____ 1937	House, Jason ____ 1994,95,96,97	Jensen, Jim ____ 1972,73,74,75	Kenny, John _____ 2014
Herrera, Hugo _____ 2000	Hoveland, Jason ____ 2002	Jensvold, Leo ____ 1928,29,30	Kent, Ed _____ 1983
Herrig, Carl _____ 1894	Howard, Joseph ____ 1943	Jensvold, Lloyd ____ 1929,30	Kent, Maurice ____ 1904,05,06
Herron, Anthony 1997,98,99,2000	Howard, Sherman ____ 1946	Jerrick, Roger ____ 1971,72,73	Kepler, Richard ____ 1894,95
Hess, Jack _____ 1951,52	Howell, Lloyd _____ 1899	Jeschke, Bob _____ 1975	Keppy, Mitch _____ 2016
Hess, Jay _____ 1987	Hudson, David ____ 1985,86,87,88	Jessen, Ernest ____ 1926,27,28	Keppy, Myron _____ 1986,87
Hess, John _____ 1894	Hudson, James ____ 1943	Jeter, Bob _____ 1957,58,59	Kerkhoff, Jared _____ 1998
Hesse, Parker _____ 2015,16	Huff, Terry _____ 1964,67	Jewell, John _____ 1907	Kersten, William ____ 1944,51
Hickman, Randall ____ 1930,31	Hufford, Joe ____ 1976,77,78	Jewell, Josey ____ 2014,15,16	Kerwick, Joseph ____ 1914,15
Higdon, Grover ____ 1929,30	Hufford, Mike ____ 1980,81,82,83	Jewell, Walter ____ 1917	Kesselring, Kyle ____ 2005
Hild, John _____ 1934,35,36	Hufford, Paul ____ 1982,83,84	Johnson, Arthur ____ 1945	Kidd, Dillon ____ 2014,15
Hilgenberg, Eric ____ 1994,95	Hughes, Danan ____ 1989,90,91,92	Johnson, Craig ____ 1971,73	Killbreath, James ____ 1965
Hilgenberg, Jay ____ 1977,78,79,80	Hughes, Matt ____ 1995,96,97,98	Johnson, D. J. ____ 1998,99,2001,02	Kimber, Lloyd _____ 1987
Hilgenberg, Jerry ____ 1951,52,53	Hughes, Thomas ____ 1943	Johnson, Eliza ____ 1892	Kimble, Dalton ____ 1964,65
Hilgenberg, Jim ____ 1974,75,77	Hujzak, Jim ____ 1989,90,91	Johnson, Jaleel ____ 2014,15,16	King, Cliff _____ 1991,92,93
Hilgenberg, Joel ____ 1980,81,82,83	Hulett, Jake _____ 2015	Johnson, Jerry ____ 1969,70,71	King, Desmond ____ 2013,14,15,16
Hilgenberg, Wally ____ 1961,62,63	Hull, John _____ 1892	Johnson, Jim ____ 1987,88,89,90	King, Louis Jr. _____ 1946,47
Hill, Bobby _____ 1975,78,79	Humpal, Mike ____ 2005,06,07	Johnson, Jovon ____ 2002,03,04,05	King, Lou _____ 1978,79,80,81
Hill, Kahlil ____ 1998,2000,01	Humphrey, Tom ____ 1984,85	Johnson, Troy ____ 2007,08,09,10	King, Mitch ____ 2005,06,07,08
Hilliard, Loren _____ 1962	Humphreys, Lloyd ____ 1958,59,60	Johnson-Koulianos, Derrell ____	Kinnick, Nile ____ 1937,38,39
Hilliard, Matt ____ 1990,91,92,93	Humphries, Charlie ____ 1982	2007,08,09,10	Kirk, Archie ____ 1912,13,14
Hillyer, Jacob ____ 2012,13,14,15	Hunter, Jack _____ 1945,46	Johnston, Albert ____ 1903	Kirk, Carrol ____ 1906,07,08
Hilsabaek, Daniel ____ 1964,65,66	Hunter, Jeremiha ____ 2007,08,09,10	Johnston, Ubhert ____ 1949,50,51	Kirkland, Tommy ____ 1972
Hines, Don _____ 1925,26	Hunter, Keith ____ 1981,82,83,84	Jones, Amani _____ 2016	Kirksey, Christian ____ 2010,11,12,13
Hinkel, Ed ____ 2002,03,04,05	Huntermark, Cody ____ 2007	Jones, C. J. ____ 2001,02	Kittle, Bruce ____ 1977,78,79,81
Hinton, Alfred ____ 1959,60,61	Huntrods, Clint ____ 2005,06	Jones, Cal ____ 1953,54,55	Kittle, George ____ 2013,14,15,16
Hitchens, Anthony 2010,11,12,13	Hunzelman, Harry ____ 1916,17,18,19	Jones, Charlie ____ 1981	Klein, Aron ____ 1995,96,97,98
Hobbs, Darrell ____ 1977,78	Hurley, Brion ____ 1993,94,95,96	Jones, Jamar ____ 1992,93	Klein, Richard ____ 1956,57
Hobbs, Samuel ____ 1895,96,97,98	Hutchinson, Roy ____ 1952	Jones, Kenny ____ 1991	Klimczak, Mike ____ 1974,75
Hockaday, Jack _____ 2016	Hyde, Micah ____ 2009,10,11,12	Jones, Mike ____ 2003,04,05,06	Kline, John ____ 1991,92,93
	Hyland, Mike ____ 1908,09,10		

Klingenberg, Theodore _____ 1897
 Klinkenborg, Mike 2004,05,06,07
 Kloewer, Delmar _____ 1956,57
 Klug, Karl _____ 2008,09,10
 Klumpar, Emil _____ 1936,37
 Kluver, Tyler _____ 2014,15,16
 Knapp, David _____ 1890
 Knapp, Karl _____ 1904
 Knight, Tom _____ 1992,94,95,96
 Knipper, Chris _____ 1995,96,97
 Knotts, Melvin _____ 1957
 Knowlton, Will _____ 1906,07
 Knutson, Thomas _____ 1964,65,66
 Koehn, Marshall _____ 2014,15
 Koepfel, Jeff _____ 1986,87,88,89
 Koepfel, Josh _____ 2008,09,10
 Kokolus, Harry _____ 1971,72,73
 Kooiker, Aaron _____ 1993,94,95
 Koranda, Shawn _____ 2000
 Kornbrath, Connor _____ 2012,13,14
 Kostrubala, Gary _____ 1984,85,86
 Kouba, Lumir _____ 1932
 Kraguski, Paul _____ 1923,24,25
 Kramer, Jeff _____ 1997,98
 Kratch, Bob _____ 1985,86,87,88
 Krause, Paul _____ 1961,62,63
 Creamer, Robert _____ 1962
 Kreider, Andy _____ 1992,93
 Kreiter, Casey _____ 2011,12,13
 Kresensky, Walter _____ 1909
 Kress, George _____ 1953,55,56
 Krga, Robert _____ 1966
 Krieger Coble, Henry _____
 2012,13,14,15
 Kriehner, Herman _____ 1977,78
 Krill, William _____ 1965
 Kriz, Frank _____ 1917
 Kriz, Jerome _____ 1931
 Kriz, Leo _____ 1921,22,23
 Kroemer, Mike _____ 1990
 Kroul, Matt _____ 2005,06,07,08
 Krull, Dave _____ 1969
 Kuchel, Nick _____ 2009,10
 Kuempel, Andy _____ 2008,09
 Kuhn, Marvin _____ 1934
 Kujawa, Paul _____ 1989,90,91,92
 Kulick, Drake _____ 2016
 Kutsch, Nicholas _____ 1925,26

-L-

Laaveg, Paul _____ 1967,68,69
 Lack, Will _____ 2002
 Ladick, Gary _____ 1974,75
 LaFleur, Dan _____ 1972,73,74
 LaFleur, Jon _____ 1994,95,96,97
 Lage, Robert _____ 1949,50,51
 Lagomarcino, James _____ 1944
 Lagota, John _____ 1965
 Lamb, Bush _____ 1935,36,37
 Lamerton, William _____ 1897
 Lamot, Roger _____ 1965,66
 Lampkin, Marvin _____ 1990,91,92
 Lane, Coleman _____ 1968
 Lange, Bill _____ 1990,92,93
 Lange, J. P. _____ 1995,96,97
 Langston, Jeff _____ 1956,58,59
 Lannon, Robert _____ 1935,36,37
 Lapham, William _____ 1957,58,59
 Larrabee, William _____ 1891,92
 Larsen, Blake _____ 2004
 Larsen, Gary _____ 1965,66,67
 Larson, Howard _____ 1943
 Laster, Richard _____ 1946,47,48,49
 Latta, George _____ 1961,62,63
 Lattimore, Cedrick _____ 2016
 Laufenberg, Doug _____ 1992,93
 Laun, Charles _____ 1915,16,17
 Lauterbach, Robert _____ 1942
 Lavery, Michael _____ 1966,67
 Lawrence, James _____ 1946,47
 Lawrence, Larry _____ 1968,69
 Law, Nico _____ 2011,12,13
 Laws, Joe _____ 1931,32,33
 Lawson, Bobby _____ 1976
 Lawson, Bud _____ 1952,53,54
 Lazar, Jon _____ 1975,76,77,78
 Lee, Charles _____ 1958,59,60
 Lee, J. F. _____ 1904
 Lee, Phil _____ 1992
 Lees, Paul _____ 1959
 Legler, Charles _____ 1968,70
 LeGrand, Lucas _____ 2016
 Leighton, Kalita _____ 1894,95,96
 Leinbaugh, Lyle _____ 1952,53
 Leppert, Wade _____ 2008,09
 Leonard, Aaron _____ 1976,77
 Leshyn, John _____ 1958
 Levelis, Joe _____ 1981,82,83
 Lewis, Edward _____ 1889
 Lewis, Farley _____ 1965
 Lewis, George _____ 2000,01,02,04
 Lewis, Jermelle _____ 2002,03,04
 Lewis, Mac _____ 1956,57,58
 Leytze, Rudolph _____ 1934,35
 LeZotte, Robert _____ 1962,64
 Liddy, Robert _____ 1942,43,46
 Liggett, Eugene _____ 1935,36
 Lightfoot, Andrew _____
 1999,2000,01,02
 Linebarger, Tom _____ 1980
 Lindenmeyer, Fred _____ 1936,37
 Lindsey, Edwin _____ 1951,52,53

Link, Dave _____ 1970
 Littig, Victor _____ 1893,94
 Little, Ernest _____ 1900
 Little, George _____ 1981,82,83,84
 Locke, Gordon _____ 1920,21,22
 Loehlein, Harold _____ 1945
 Loftin, Ryan _____ 1996,97,98
 Lohman, Fred _____ 1918,19
 Lomax, Jordan _____ 2011,13,14,15
 Long, Chuck _____ 1982,83,84,85
 Long, David _____ 1963,64,65
 Long, Jerry _____ 1949,50
 Long, Pat _____ 1971
 Longley, Earl _____ 1920
 Longley, Robert _____ 1947,48,49
 Lopos, Mike _____ 1974
 Loufek, Robert _____ 1931,32
 Love Jordan, J. C. _____ 1980,82,83,84
 Lowdermilk, John _____ 2011,12,13,14
 Lowe, William _____ 2009,10
 Lowery, B. J. _____ 2010,11,12,13
 Luebcke, Henry _____ 1938,39,40
 Luebke, Tyler _____ 2003,04
 Lund, Ira _____ 1945
 Lutz, Richard _____ 1970,71
 Lynch, Lorin _____ 1970,71
 Lyon, Lynn _____ 1961,62

-M-

Mabin, Greg _____ 2014,15,16
 Mackey, Chris _____ 1977
 MacMillan, Nolan _____ 2010,12,13
 Macy, Clarence _____ 1901
 Mady, Hal _____ 1992,93,94
 Magnussen, Marcus _____ 1929,32
 Maher, John _____ 1940,41
 Mahmens, Mark _____ 1977,78,79
 Maine, Ernest _____ 1895
 Majerus, Ryan _____ 2003,04,05,06
 Major, Phillip _____ 1965,66,67
 Malmer, Clark _____ 1971
 Malone, Jerry _____ 1984
 Manders, Mark _____ 1958,59,60
 Manning, Ray _____ 1968,69,70
 Manson, Jason _____ 2005,06
 Mannino, Alfred _____ 1942
 Marchese, John _____ 1985
 Marciano, Peter _____ 1986,87,88,89
 Maresh, George _____ 1901
 Marsh, Rick _____ 1973,75
 Marshall, Ed _____ 1989
 Martens, Mike _____ 1991
 Martin, Dennis _____ 1980
 Martin, Richard _____ 1943
 Martin-Manley, Kevonte _____
 2011,12,13,14
 Masden, Howard _____ 1932
 Mason, Wayne _____ 1935,36
 Massaquoi, Siaka _____ 2000,01
 Masterson, Forrest _____ 1942,44
 Mastrogany, Nick _____ 1929,30
 Matheson, Eldean _____ 1953,54,55
 Matson, Gordon _____ 1934,36

Matter, Dan _____ 1975,76
 Mattingly, Dave _____ 1977
 Mattison, Bryan _____ 2004,05,06,07
 Matykiewicz, Louis _____ 1952,53,54
 Mauren, Gerald _____ 1959,60
 Mauro, Jim _____ 1985,86,87
 Mayer, Mike _____ 1975,76,77,78
 Mayhan, Dave _____ 1978,79,80,81
 Mazzeri, Marc _____ 1986,87,88
 McBride, Daniel _____ 1952
 McCann, Kyle _____ 1998,99,2000,01
 McCarron, Dan _____ 1972,73,74
 McCarron, Riley _____ 2013,14,15,16
 McCarty, Paul _____ 1982,83
 McCormick, Ryan _____ 1997,98,99
 McCullough, Brian _____ 1993,94
 McCutchen, William _____ 1965,66
 McDonald, Daniel _____ 1968,69,70
 McDonnell, Jack _____ 1948
 McDowell, Floyd _____ 1934,35
 McDowell, Ivory _____ 1963, 64
 McDowell, Larry _____ 1964,65,66
 McDowell, Layne _____ 1968,69,70
 McEniry, Matthew _____ 1890
 McFadden, William _____ 1906
 McGinnis, Ralph _____ 1911,12,13
 McGrath, Gavin _____ 2007,08
 McGowan, Kirk _____ 1989
 McGowen, Earle _____ 1903,04,05
 McGuire, James _____ 1964
 McGwire, Dan _____ 1987
 McHugh, James _____ 1966
 McIntyre, Scott _____ 1922,23
 McKee, Howard _____ 1915,16
 McKenzie, Robert _____ 1947,48,49
 McKillip, Dean _____ 1978,79,80
 McKinley, Michael _____ 1894
 McKinney, Jeremy _____ 1994,95,96,97
 McKinnie, Silas _____ 1965,66,67
 McKinstry, James _____ 1946
 McLain, Edwin _____ 1937,38,39
 McLain, Mayes _____ 1928
 McLaughlin, Aaron _____ 1993
 McLaughlin, Greg _____ 1997,2000
 McLaughlin, Jordan _____ 2007,08
 McLaughlin, Russell _____ 1944
 McLaughlin, Tom _____ 1974,75,76,77
 McLaurin, Marques _____ 2000,01
 McMahan, Peter _____ 2001,02,03,04
 McManus, Greg _____ 1968
 McMillan, Casey _____ 2012
 McNeil, Harry _____ 1896
 McNulty, Jim _____ 1973,74,75,76
 McNutt, Jr., Marvin _____ 2009,10,11
 McQuiston, Earl _____ 1960,61,62
 Mead, Chester _____ 1920,21,22
 Meade, Travis _____ 2007,09
 Meek, Kenneth _____ 1954
 Meggers, Frank _____ 1898,99
 Meidlinger, Brian _____ 2003
 Meier, Nathan _____ 2013,14,15
 Meister, Melvin _____ 1897
 Melendez, Marcos _____ 1968,70

Melloy, Matt _____ 2003,04,05
 Melay, Charles _____ 1911,12
 Meltzer, Sam _____ 1931
 Mendenhall, Leland _____ 1916
 Mendenhall, Otho _____ 1915
 Mends, Aaron _____ 2015,16
 Menzel, Bruce _____ 1992
 Merrick, Miguel _____ 2003,04,05,06
 Merten, Francis _____ 1931
 Mertens, Bus _____ 1941
 Merz, Curt _____ 1957,58,59
 Meskimen, Jon _____ 1967,68,69
 Meyer, Mike _____ 2010,11,12,13
 Meyer, Richard _____ 1948,50
 Meyer, Roger _____ 1998,99,2000,01
 Meyers, Joseph _____ 1896,97
 Michel, Phil _____ 1978,80
 Michelosen, Geoff _____ 1969,70,71
 Michelosen, Jock _____ 1972,73,74
 Mickelson, John _____ 2002
 Mickens, Aaron _____ 2001,02,04
 Middleton, G. M. _____ 1897
 Middleton, Pete _____ 1990
 Mielke, Ernest _____ 1958,59
 Milani, James _____ 1952
 Miles, Edmond _____ 2003,04,05,06
 Miller, Allan _____ 1958,59
 Miller, Brett _____ 1981,82
 Miller, Chris _____ 1996
 Miller, Craig _____ 1968
 Miller, Doug _____ 1997,98,99
 Miller, Glenn _____ 1921,22,23
 Miller, Henry _____ 1941
 Miller, James _____ 1968,69,70
 Miller, John _____ 1932
 Miller, Leo _____ 1963,65
 Miller, Mike _____ 1988,89,90
 Miller, Robert _____ 1944
 Miller, Scott _____ 1966,67,68
 Miller, Skip _____ 1998
 Miller, Tanner _____ 2010,11,12,13
 Millett, George _____ 1982,83,85
 Minick, Paul _____ 1920,21,22
 Mitchell, Jr., Derrick _____ 2015
 Mitchell, Devon _____ 1982,83,84,85
 Mitchell, Levi _____ 1969,70,71
 Mitchell, Mark _____ 1994,95,96
 Mitchell, Robert _____ 1964
 Mix, Royce _____ 1972,73
 Mockmore, Charles _____ 1918,19
 Moeaki, Tony _____ 2005,06,07,09
 Moffitt, Howard _____ 1931,32
 Mohrbacher, Stanley _____ 1943,44
 Molinaro, Ryan _____ 2002
 Molini, Jim _____ 1976,77,78,79
 Mollet, Gene _____ 1975
 Monroe, Gordon _____ 1966
 Montgomery, Jerry _____
 1998,99,2000,01
 Montgomery, Lew _____ 1989,90,91,92
 Montgomery, Marcus _____ 1995
 Moore, Dean _____ 1975,76,77
 Moore, Fred _____ 1904,05

Moore, Joseph _____ 1940
 Moore, Robert _____ 1934
 Moore, Robert H. _____ 1927,28
 Moore, Thomas _____ 1959,60
 Moore, Thomas W. _____ 1931,32,33
 Moran, Terrance _____ 1953,54
 Moreland, David _____ 1964,65,66
 Moritz, Dave _____ 1981,82,83
 Morris, James _____ 2010,11,12,13
 Morris, Melvin _____ 1967,68,69
 Morrissey, Ed _____ 1972,73
 Morrow, Diauntae _____ 2008
 Morscheiser, John _____ 2002
 Morse, Brett _____ 2007,08,09,10
 Morton, Ray _____ 1898,99,1900
 Morton, Rod _____ 1977,78,79
 Moses, Dezman _____ 2007
 Moses, James _____ 1964,65
 Mosley, Dennis _____ 1976,77,78,79
 Mosley, Eugene _____ 1959,60
 Moss, David _____ 1965
 Mossbrucker, Trent _____ 2008,12
 Mott, Joe _____ 1985,86,87,88
 Moylan, Devan _____ 2004,05,06,07
 Mulherin, Mick _____ 1992,93,94,95
 Mullen, Scott _____ 1998,99,2000
 Muller, John _____ 1969,70,72
 Mulligan, Terry _____ 1964,65,66
 Mullins, Michael _____ 1965
 Murphy, Bernard _____ 1904,05,07
 Murphy, Dave _____ 1985,86
 Murphy, George _____ 1986,87,88,89
 Murphy, James Jr. _____ 1938,39,40
 Murphy, James Sr. _____ 1909,10,11
 Murphy, Jayme _____ 2007,08,09
 Murray, Daniel _____ 2007,08,09,10
 Myers, Boone _____ 2014,15,16
 Myers, Brandon _____ 2005,06,07,08
 Myers, Dennis _____ 1927,28,29
 Myers, Ed _____ 1973,74
 Myers, Harl _____ 1892,93

-N-

Naber, Mearl _____ 1948,49
 Nardo, Tom _____ 2011
 Narinskiy, Anton _____ 2007,08
 Narum, Carl _____ 1905
 Nead, Wilbur _____ 1937,38
 Neal, Fred _____ 1890
 Neidig, Milo _____ 1910
 Nelson, Anthony _____ 2016
 Nelson, Bruce _____ 1999,2000,01,02
 Nelson, Donald _____ 1934,35,36
 Nelson, Doug _____ 1972
 Nelson, Emerson _____ 1925,26,27
 Nelson, Irving _____ 1928,29
 Nelson, Jeff _____ 1990,91,92
 Nelson, Jerry _____ 1969,70,72
 Nelson, Mark _____ 1971
 Nelson, Matt _____ 2015,16
 Nelson, Elmo _____ 1930,31
 Nemmers, Brett _____ 1994
 Neubauer, Matt _____ 2003

Neuman, Scott _____ 1989
 Newland, Jeffrey _____ 1966,67
 Ney, John _____ 1910,11
 Nichol, Tom _____ 1981,82,83,84
 Niedbala, William _____ 1962,63
 Niedziela, Bruno _____ 1942,46
 Nielsen, Nick _____ 2010,11,12
 Nielsen, Tyler _____ 2008,09,10,11
 Niemann, Ben _____ 2014,15,16
 Niland, John _____ 1963,64,65
 Niles, Jerry _____ 1938,45
 Noard, Galen _____ 1967,68
 Noble, Dudley _____ 1950,51
 Nocera, John _____ 1956,57,58
 Noonan, Karl _____ 1963,64,65
 Nordman, Gerald _____ 1949,51
 Nordmann, Don _____ 2010
 Norgaard, Jens _____ 1938,39
 Norton, Donald _____ 1957,58,59
 Norvell, Jay _____ 1985
 Nourse, Craig _____ 1964
 Novack, Gerald _____ 1958,59
 Nugent, Clement _____ 1922
 Nubent, Lee _____ 1917

-O-

Oakes, Dave _____ 1978,79,80,81
 Oberland, Jared _____ 2008
 O'Brien, Kelly _____ 1981,82,84,85
 O'Brien, Willis _____ 1909,10,11
 Ochiltree, H. E. _____ 1902
 Ochoa, Ramon _____ 2002,03
 Odems, Demo _____ 1993,94,95,96
 O'Donnell, Jerry _____ 1965,66
 Ogiego, Mitchell _____ 1958
 O'Hara, Richard _____ 1964,65
 O'Hare, Cody _____ 1998,99,2000,01
 Ojemudia, Michael _____ 2016
 Olejniczak, Jason _____ 1990,91,92,93
 Olejniczak, Lon _____ 1979,80,82,83
 Oliver, Chris _____ 1998,99,2000,01
 Olsen, Seth _____ 2005,06,07,08
 Olson, Forrest _____ 1923,24,26
 Olson, Glenn _____ 1936,37,38
 Olszta, Daniel _____ 2005,06,07
 O'Meara, Paki _____ 2007,08,09,10
 O'Neal, Charles _____ 1926,27
 Oostendorp, John _____ 1992
 Orne, Woody _____ 2011
 Ortlieb, Jon _____ 1994,95,96
 Osby, Don _____ 1969,70,71
 Osmaloski, Ted _____ 1934,35,36
 Ott, Drew _____ 2013,14,15
 Otte, M. Lowell _____ 1922,23,24
 Otto, J. Robert _____ 1941
 Ousley, Bobby _____ 1972,74
 Outsey, Jameer _____ 2015

-P-

Pace, Mario _____ 1976,77,78,79
 Page, Bernard _____ 1932,33,34
 Pagel, Derek _____ 1999,2000,01,02
 Palladino, Sam _____ 1976,77,78,79
 Palmer, Bart _____ 1999
 Palmer, Chris _____ 1992,93
 Palmer, George _____ 1952
 Palmer, John _____ 1987,88,89
 Pape, Oran _____ 1928,29
 Paquette, Peter _____ 1966,67
 Parker, Guerdon _____ 1919,20,21
 Parker, Jonathan _____ 2015
 Parker, William _____ 1940,41,42
 Parkin, Leland _____ 1922,23,24
 Parleman, Stanford _____ 1973
 Parsons, Charles _____ 1912,13,14
 Parsons, Lawrence _____ 1932
 Paschal, Marcus _____ 2003,04,05,06
 Patterson, Cornelius _____ 1966,67
 Patyk, John _____ 1977
 Paulsen, Joseph _____ 1948,49,50
 Paulsen, Levi _____ 2016
 Paulson, Steve _____ 1972
 Payne, O. J. _____ 2002
 Pedersen, Jim _____ 1969
 Pekar, Jim _____ 1980,81
 Peiffer, Warren _____ 1972,73,75
 Pekar, Peter _____ 2016
 Pellegrino, Orlando _____ 1956
 Pence, Lawrence _____ 1898
 Penaluna, Robert _____ 1941,42
 Penney, Rick _____ 1972,73,75
 Penney, Steve _____ 1969,70,71
 Penningroth, Walter _____ 1911,13
 Perkins, William _____ 1960,61,62
 Perrin, Delbert _____ 1940,50
 Perrine, James _____ 1908
 Perry, Dayton _____ 1960,61,62
 Perry, Travis _____ 2012,13,14,15
 Person, George _____ 1978
 Person, Nate _____ 1979,80
 Petersen, Ronald _____ 1949,50,51
 Petersen, Ross _____ 2007,10
 Peterson, Frank _____ 1917
 Peterson, Hap _____ 1982,83,84,85
 Peterson, Tariq _____ 1997,98,99
 Petrzelka, Matt _____ 1977,78,79,80
 Pettit, Kenneth _____ 1938,39,40
 Phillips, Cy _____ 2005
 Phillips, Eddie _____ 1980,81,82,83
 Phillips, Mark _____ 1974,75
 Phillips, Michael _____ 1967,68
 Phillips, Robert A. _____ 1951,52,53
 Phillips, Robert _____ 1946,47,48
 Pickens, Derrick _____ 2000,01
 Pierce, Charles _____ 1956,57
 Pierce, Frank _____ 1889,90,91
 Pignatelli, Carl _____ 1927,29
 Pipkins, James _____ 1987,88
 Piro, Doug _____ 1976
 Plate, Scott _____ 1990,91,92,93
 Plewa, Macon _____ 2013,14,15

Ploen, Ken _____ 1954,55,56
 Podolak, Charles _____ 1970,71
 Podolak, Ed _____ 1966,67,68
 Poholsky, Tom _____ 1986,87,88,89
 Polite, Eddie _____ 1984
 Pollio, Henry _____ 2000
 Polly, Ed _____ 1988,89,90,91
 Poluga, Cheter _____ 1938
 Porter, Bo _____ 1992,93,94
 Porter, David _____ 2000,01,02
 Pospisil, Scott _____ 1999
 Postler, Austin _____ 2008
 Postler, Paul _____ 1978,79,80,81
 Powell, Damond _____ 2013,14
 Powell, William _____ 1968
 Powers, Howard _____ 1895
 Powers, Milton _____ 1889,90
 Poynton, Jim _____ 1987,88,89
 Prasse, Erwin _____ 1937,38,39
 Prater, Shaun _____ 2008,09,10,11
 Prescott, Robert _____ 1956,57,58
 Price, Derek _____ 1994,95
 Price, Ken _____ 1968,70
 Pritchard, Irving _____ 1893
 Pryor, Richard _____ 1984,85,86
 Pryor, Shalor _____ 1997
 Pryor, Terrance _____ 2011
 Pugh, Jevon _____ 2007
 Puk, J. J. _____ 1986,87
 Pudder, Emery _____ 1960,61
 Purdy, Matt _____ 1992,93,94,95
 Pyles, Arthur _____ 1917,19

-Q-

Quartaro, Nick _____ 1974,75,76
 Quast, Brad _____ 1986,87,88,89
 Quest, Matt _____ 1992,93

-R-

Radloff, Fred _____ 1932,33,34
 Raih, David _____ 2002
 Raitt, Travis _____ 1998
 Randolph, Alvin _____ 1964,65
 Rath, Gordon _____ 1920
 Rathjen, Wil _____ 2014
 Rathke, Scott _____ 2001
 Reardon, Bill _____ 1993,94,95,96
 Reardon, Jerry _____ 1970,71,72
 Reardon, Kerry _____ 1968,69,70
 Recher, David _____ 1962,63,64
 Recinos, Miguel _____ 2016
 Redman, Matt _____ 1997
 Reed, Ronald _____ 1916,17,18
 Reedquist, Lawrence _____ 1928,29
 Rees, Bob _____ 1990,91,92
 Reichardt, Doug _____ 1974,75
 Reichardt, Bill _____ 1949,50,51
 Riechow, Garet _____ 1953,54,55
 Reichow, William _____ 1954,55
 Reid, Brad _____ 1977,78,79
 Reiff, Riley _____ 2009,10,11
 Reilly, Jim _____ 1985,86,87,88
 Reilly, Mike _____ 1961,62,63

Reinhardt, Franklin _____ 1965
 Reiners, Randy _____ 1997,98,99
 Reischl, Matt _____ 1995,96,97,98
 Reisen, Jacob _____ 2012
 Reisner, Allen _____ 2007,08,09,10
 Reister, Harold _____ 1951,52
 Render, Keegan _____ 2015,16
 Renn, Tom _____ 1976,77,79
 Repass, Maurice _____ 1910
 Restelli, William _____ 1964,65
 Revak, Tom _____ 2003
 Reynolds, Robert _____ 1947
 Reynolds, Ross _____ 2016
 Ricciardulli, Tony _____ 1980
 Rice, George _____ 1951,52,53
 Rice, Harry _____ 1925,26
 Rich, Fred _____ 1974
 Richards, Joe _____ 1933,34
 Richardson, Burt _____ 1991
 Richardson, Dace _____ 2005,06,09
 Rickards, Robbertto _____ 1999,2000
 Riddle, Fred _____ 1962,63
 Ridley, Sean _____ 1987
 Rigg, George _____ 1892
 Rigney, Frank _____ 1955,56,57
 Rigtrup, Keith _____ 1997
 Riley, Donald _____ 1949,50,51
 Riley, Tom _____ 1980
 Rinderknecht, Reed _____ 1991
 Ringer, William _____ 1960
 Ritchie, Joe _____ 1971
 Roberson, Ernie _____ 1971,72,73
 Roberts, Fred _____ 1927,28,29
 Roberts, Jay _____ 1962,63
 Roberts, Jermire _____ 2002,03
 Robertson, Cornelius _____ 1983
 Robinson, Adam _____ 2009,10
 Robinson, Damien _____ 1993,94,95,96
 Robinson, Derreck _____ 2001,02,03,04
 Robinson, Leonard _____ 1893
 Robshaw, James _____ 1962
 Roby, Reggie _____ 1979,80,81,82
 Rockwood, Merle _____ 1904,05,06
 Rodawig, Don _____ 1925
 Rodgers, Matt _____ 1988,89,90,91
 Roehlk, Jon _____ 1980,81,82,83
 Rogers, Alexander _____ 1930,31
 Rogers, Alfred _____ 1893
 Rogers, Brad _____ 2010,11,12
 Rogers, Felton _____ 1960,61
 Rogers, Lonnie _____ 1961,62,63
 Rogers, Matt _____ 1998
 Rogge, George _____ 1929,30
 Roland, Charles _____ 1965,66
 Rollins, Brian _____ 1971,72,73
 Rollins, Vernon _____ 1995,96,97,99
 Romano, Todd _____ 1992,93,94,95
 Romey, Richard _____ 1923,24,25
 Rook, Robert _____ 1933
 Roos, Nate _____ 2005
 Rose, Bill _____ 1970
 Rose, Derek _____ 1996,97,98
 Rose, Kenneth _____ 1944

Ross, Bill _____ 1978
 Ross, Brady _____ 2016
 Ross, Thomas _____ 1966
 Roth, Matt _____ 2001,02,03,04
 Rothwell, Eric _____ 2003
 Roussell, Mark _____ 1992,93,94
 Rowell, Chris _____ 2008,09
 Ruck, Fred _____ 1949,50,51
 Rudock, Jake _____ 2013,14
 Rudolph, John _____ 1987
 Rugamba, Manny _____ 2016
 Ruhland, Matt _____ 1988,89,90
 Rusk, Tom _____ 1975,76,77,78
 Runta, Jerry _____ 1977
 Russell, Fred _____ 2001,02,03
 Russo, Robert _____ 1960
 Ryan, Karlin _____ 1963,64,65
 Ryan, Ron _____ 1988,90
 Ryther, Bryan _____ 2006

-S-

Sabers, Michael _____ 2007,08
 Saidat, Ed _____ 1998,99
 Salter, Bob _____ 1973,74,75
 Sambo, Mike _____ 1974,77
 Sampson, Martin _____ 1889,90
 Samuelson, Loe _____ 1931,32
 Sandeman, Colin _____ 2007,08,09,10
 Sanders, Bob _____ 2000,01,02,03
 Sanford, Allen _____ 1889,90,91,92
 Sangster, James _____ 1950,51
 Sangster, William _____ 1943
 Sansen, Oliver _____ 1929,30,31
 Santos, Moses _____ 1988,89,90,91
 Sapp, Benny _____ 2000,01
 Sash, Tyler _____ 2008,09,10
 Saunders, Eddie _____ 1972
 Saunders, Mike _____ 1988,89,90,91
 Sawin, John _____ 1958,59
 Sawyer, Emmett _____ 1952
 Sawyer, Prince _____ 1892,93,94
 Scanlon, George _____ 1918
 Scantlebury, Wilbur _____ 1923,24
 Schaefer, Alan _____ 1970,71
 Schammel, Francis _____ 1932,33
 Scheel, Jay _____ 2016
 Schenk, Albert _____ 1966,68
 Scherff, Brandon _____ 2011,12,13,14
 Schick, Dave _____ 1975
 Schilling, Scott _____ 1978,79,80
 Schirmer, John _____ 1923,24,25
 Schleusner, Vincent _____ 1927,28
 Schlicher, Kyle _____ 2004,05,06
 Schlickman, Greg _____ 1978
 Schmidt, Christian _____ 1932
 Schmidt, Marvin _____ 1926,27
 Schmidt, Rick _____ 1984,85,86
 Schmitt, Bob _____ 1987,88
 Schneidman, Herman _____ 1932,34
 Schnoor, Marcus _____ 2002,03,05
 Schooley, Philip _____ 1965
 Schoonover, Bill _____ 1970,71
 Schuette, Alan _____ 1969

Schultz, Bill _____ 1973,74,75,76
 Schultz, Dan _____ 1976
 Schulze, Andrew _____ 2007,08,09,10
 Schuster, Joe _____ 1983,84,86,87
 Schweizer, Edsel _____ 1942
 Schwin, Frederick _____ 1903,04,05
 Schwind, Mike _____ 1992
 Scott, Doug _____ 1991
 Scott, Homer _____ 1916,18
 Scott, William _____ 1958
 Sears, Rod _____ 1976,77
 Secl, William _____ 1933,34,35
 Seidel, Aaron _____ 1907,08
 Seidel, Earl _____ 1905
 Sennott, Tim _____ 1983,84,85
 Senters, Travis _____ 1997,98,99
 Serama, Ted _____ 1995,96
 Sessi, Geno _____ 1957
 Sether, Scott _____ 1992,93
 Sgro, Dominick _____ 1957
 Shada, Adam _____ 2004,05,06,07
 Shakoor, Damani _____ 1994,95
 Shambaugh, George _____ 1892
 Shaw, Cedric _____ 1976,77,78,79
 Shaw, Sedrick _____ 1993,94,95,96
 Shay, Zach _____ 1998
 Sheehan, Dan _____ 1943,45
 Sheeler, Ernie _____ 1975,76,77
 Sheets, Wallace _____ 1956
 Sheldon, Thad _____ 1998,99
 Shelton, Adolphus _____ 2002,05
 Sherlock, Kevin _____ 2005
 Sherman, Matt _____ 1994,95,96,97
 Sherman, Robert _____ 1962,63
 Shipanick, Donald _____ 1958,59
 Shoaf, James _____ 1946,47,48
 Shoener, Harold _____ 1946,47
 Shoener, Herbert _____ 1946,47
 Shrader, ? _____ 1898
 Shuck, Terry _____ 1954,55
 Shumpert, Don _____ 2010,12,13
 Shuttleworth, V. Craven _____ 1920,21,22
 Sibert, Mike _____ 1992
 Siberts, Frank _____ 1900,01,02
 Sibery, Donald _____ 1967,69
 Signor, Austin _____ 2006,07
 Simmons, Don _____ 1935,36
 Simmons, Eric _____ 2014,15
 Simmons, Marques _____ 2004,05
 Simmons, Ozzie _____ 1934,35,36
 Simms, Dave _____ 1970,71,72
 Simons, Obern _____ 1945
 Simonsen, Todd _____ 1978,79,80,81
 Simpson, Gary _____ 1963,64,65
 Sims, Bob _____ 1971,72
 Sims, Damian _____ 2004,05,06,07
 Sims, Ken _____ 1983,84,85,86
 Sindlinger, Mark _____ 1983,84,85,86
 Sistrunk, Dwight _____ 1986,87
 Six, Norman _____ 1954,55
 Skelley, Ike _____ 1926
 Skillett, Jeff _____ 1988,89,90,91

Skogman, Kyle _____ 1970,72,73	Steinke, Dan _____ 1974	Thorson, Sherwyn _____ 1959,60,61	Verba, Ross _____ 1993,94,95,96
Skradis, Bryan _____ 1977,78,79,81	Stemlar, Tom _____ 1981	Thurtle, Philp _____ 1931	Vincent, Eddie _____ 1953,54,55
Slater, Duke _____ 1918,19,20,21	Stepanek, Richard _____ 1967,68,69	Tillison, Lance _____ 2007,08,10	Vlasic, Mark _____ 1984,85,86
Slattery, Joe _____ 1998,99	Stephens, Roger _____ 1943	Tippett, Andre _____ 1979,80,81	Vollenweider, Henry _____ 1939,41
Sleeper, Colin _____ 2011,12	Stevenson, Mike _____ 1978	Titley, Michael _____ 1989,90	Voltmer, Carl _____ 1926
Slowik, Eric _____ 1991	Stewart, Tony _____ 1987,88,89,90	Tobin, Matt _____ 2011,12	VonLackum, Herman _____ 1911,12
Slutzker, Scott _____ 1992,93,94,95	Stewart, Walter _____ 1907,08,09	Tofson, Duane _____ 1955	VonLackum, John _____ 1917
Smeltzer, Charles _____ 1890	Stiles, Frank _____ 1891,92	Tollefson, Charles _____ 1938,39,40	Vrieze, Jon _____ 1983,84,85,86
Smiley, Keaton _____ 1985,86,88	Stockdale, Matt _____ 1998,99,2000,01	Tomasetti, Barry _____ 1975,76,77	
Smith, Arthur _____ 1889,90	Stoik, Tony _____ 1969	Tompkins, Nelson _____ 1930,31	-W-
Smith, Bob _____ 1946,47	Stoltenberg, Walter _____ 1904	Tompras, George _____ 1965	Wadley, Akrum _____ 2015, 16
Smith, Cameron _____ 2000	Stone, Andrew _____ 2015	Towle, ? _____ 1897	Wagler, Scott _____ 1935,36
Smith, Chris _____ 2000,01,02,03	Stoops, Bobby _____ 1979,80,81,82	Towner, John _____ 1949,50,51	Wagnen, Dave _____ 1973,74,75
Smith, Don _____ 1926,27	Stoops, Mark _____ 1987,88,89	Townsend, James _____ 2004	Wagner, Steve _____ 1976,77,78
Smith, Earl _____ 1953,54,55	Stoops, Mike _____ 1981,83,84	Townsend, Orville _____ 1965	Wahls, Jason _____ 1995
Smith, Frederick _____ 1937,38	Streff, Jack _____ 1904,05,06	Trappe, Christoph _____ 2000	Walding, Lynn _____ 1975,76
Smith, Gavin _____ 2013	Strobel, Dave _____ 1981,82,84	Traynor, John _____ 2003	Walker, Cornelius _____ 1934,35,36
Smith, Jerminic _____ 2015,16	Stross, Trey _____ 2006,07,08,09	Traynor, Pete _____ 2000,01,02	Walker, David _____ 2003,05
Smith, John _____ 1976	Stutsman, Isaac _____ 1907,08	Treadway, Olen _____ 1957,58,59	Walker, James _____ 1939,40,41
Smith, John James _____ 1946	Stutsman, John _____ 1931,32	Trickey, Ben _____ 1941,42	Walker, James C. _____ 1895,96,97
Smith, Leroy _____ 1989,90,91	Suchy, Donald _____ 1954,55,56	Trickey, James _____ 1910,11,12	Walker, James H. _____ 1902
Smith, Narty _____ 1973	Suchomel, Todd _____ 1980	Trickey, Kenneth _____ 1931	Walker, Marion _____ 1956
Smith, Nelson _____ 1944,45	Suess, Phil _____ 1978,79,80	Trinca-Pasat, Louis _____ 2012,13,14	Walker, Steve _____ 1973,74
Smith, Paul _____ 1925,26	Sullivan, Eddie _____ 1982	Triplett, Dave _____ 1970,71	Wallace, Robert _____ 1962
Smith, P. B. _____ 1901	Sullivan, Robert _____ 1946	Triplett, Orle _____ 1916	Wallace, Tom _____ 1968
Smith, Robert _____ 1983,84,85,86	Sullivan, Tim _____ 1967,68,70	Trippeer, Kyle _____ 1998,2000	Walsh, Jordan _____ 2012,13,14,15
Smith, Sean _____ 1988,90	Sunderman, Frank _____ 1971,72	Tucker, Donald _____ 1960	Walters, Rod _____ 1972,73,74,75
Smith, Tevaun _____ 2012,13,14,15	Swain, Gary _____ 1965	Tunnell, Emlen _____ 1946,47	Wanket, Tony _____ 1983,84
Smith, Tom _____ 1969	Swaney, Harold _____ 1931,33	Tupper, William _____ 1905	Ward, Brian _____ 1978
Smith, William _____ 1965,66,67	Swanson, Jack _____ 2009,10,11,12	Turici, Richard _____ 1961,62	Ward, Kevin _____ 2015,16
Smith, Willie Ray _____ 1962	Swartzendruber, Donald _____ 1950,51	Turner, Austin _____ 1949,50,51	Ward, Ryan _____ 2014,15,16
Snider, Herman _____ 1938,39,40	Swedberg, Rodger _____ 1953,54,55	Turner, Dave _____ 1988,90,91	Ward, Tom _____ 1987,88
Snook, Gary _____ 1963,64,65	Swenson, Roger _____ 1968	Turner, Milton _____ 1978	Warner, Joseph _____ 1898,99,1900
Snyder, Brandon _____ 2015,16	Swift, Jim _____ 1976,77,78,79	Turner, Stephen _____ 1958	Warrington, John _____ 1930
Snyder, Robert _____ 1944,47,48	Sykes, Joseph _____ 1918,20	Tyrrell, William _____ 1893	Waschek, Jim _____ 1971,72,73
Sobieski, Ben _____ 1997,98, 2001,02	Synhorst, John _____ 1918	Tyson, Demetrius _____ 1976	Washburn, Roy _____ 1905,06
Sodergren, Chuck _____ 1976,77	Szykowny, Matthew _____ 1960,61,62		Washington, Lester _____ 1972,73,74
Soliday, Jason _____ 1990		-U-	Washington, Nate _____ 1973,75,76
Solomon, Clinton _____ 2002,04,05		Ucman, Joseph _____ 1964	Watkins, David _____ 1960,61
Solomon, Richard _____ 1969,70,71	-T-	Uhlenhake, Clay _____ 1979,80,81,82	Watkins, Travis _____ 1987,88,89
Somodi, Richard _____ 1965,66	Tarpinian, Jeff _____ 2007,08,09,10	Uknes, Charles _____ 1942	Watters, Bert _____ 1899,1900,03
Sorensen, Robert _____ 1964	Tate, Drew _____ 2003,04,05,06	Urban, Albert _____ 1942	Waugh, Harry _____ 1943
Spaan, James _____ 1958	Taylor, Miles _____ 2014,15,16	Urchek, Mark _____ 1972	Webb, Brad _____ 1978,79,80,81
Spading, Kyle _____ 2009	Taylor, Tyrone _____ 1986	Ure, Samuel _____ 1892	Webb, Chris _____ 1993,94
Spanjers, Peter _____ 1950,51,52	Tedore, John _____ 1946,47,48	Uselman, Joe _____ 2000,01	Webb, Cloyd _____ 1961,62,63
Speaker, John _____ 1974	Terlouw, Kyle _____ 2015	Usinowicz, Paul _____ 1965,66,67	Webb, Ivory _____ 1980,81
Spearman, Reggie _____ 2013,14	Terrell, Charles _____ 1903		Webb, Scott _____ 2000,01,02
Spears, Melvin _____ 2015	Terrell, Henry _____ 1943	-V-	Webber, Harold _____ 1934
Spievey, Amari _____ 2008,09	Terry, Ryan _____ 1992,93,94	Vacanti, Sam _____ 1942	Weeks, Seth _____ 1910
Spitzig, Kevin _____ 1980,81,83,84	Teyro, George _____ 1932,33,34	Van Briesen, B. J. _____ 1999	Wegher, Brandon _____ 2009
Spranger, Mark _____ 1984,85,86	Theer, Richard _____ 1956,57	Van Buren, William _____ 1955,60,61	Wehrle, Roger _____ 1963
Spurbeck, Wayne _____ 1945	Thein, Rob _____ 1996,97,98,99	Vande Walle, Curtis _____ 1965	Weiland, Frank _____ 1901
Staak, John _____ 1941,42	Thiele, Richard _____ 1966	VandeBerg, Matt _____ 2013,14,15	Weires, Bill _____ 1985
Staggs, Steven _____ 2011,12	Thigpen, Eric _____ 1995,96,97,98	Vandenberg, James _____ 2009,10,11,12	Weisman, Mark _____ 2012,13,14
Stanton, James _____ 1895,96	Thomas, Brice _____ 1928,29	Vandervelde, Julian _____ 2007,08,09,10	Weiss, Leven _____ 1976,77,78,79
Stanzi, Ricky _____ 2008,09,10	Thomas, Charles _____ 1895,96	Vang, Scott _____ 1990	Welch, Kristian _____ 2016
Station, Larry _____ 1982,83,84,85	Thomas, Floyd _____ 1910	Van Meter, Harold _____ 1912	Weller, Wendell _____ 1945
Stauss, William _____ 1940,41,42	Thomas, John _____ 1977	VanOosterhout, Peter _____ 1892,93	Welk, Steve _____ 1973
Stearnes, Robert _____ 1951,52,53,54	Thomas, Sidney _____ 1972,73,74	Van Sloten, Brett _____ 2010,11,12, 13	Wellington, Rod _____ 1973,74,75
Stech, Roger _____ 1974,75,77	Thomas, Steve _____ 1986,87	Vazquez, Steve _____ 1975,76,77,78	Wells, Mike _____ 1990,91,92,93
Steen, Grant _____ 2000,01,02,03	Thompson, Arthur _____ 1906	Veit, Eugene _____ 1956,57	Welsh, Sean _____ 2014,15,16
Steinbach, Eric _____ 1999,2000,01,02	Thompson, Dale _____ 1943	Vejvoda, Nathan _____ 2016	Welt, Anthony _____ 1964
Steinbrecher, Kyle _____ 2011	Thompson, George _____ 1920,21,22	Velicer, Ted _____ 1989,90,91,92	Wendling, Mike _____ 1971,72
	Thompson, Rich _____ 1976		



Werner, Jon _____ 1991
 Wessels, Ladd _____ 1989
 Wester, Herb _____ 1984,85,86,87
 Westhoff, Jeff _____ 1995
 Weston, Lee _____ 1965
 Westra, Peter _____ 1927,28,29
 Wheatley, Austin _____ 1997,98,99
 Whipka, Joe _____ 1970
 Whisler, Bill _____ 1959,60,61
 Whitaker, Matt _____ 1990,91,92
 White, Edward H. _____ 1904
 White, Edward S. _____ 1893
 White, Ike _____ 1971,72,73
 White, J. D. _____ 1989
 White, Jason _____ 2009,10,11
 White, Roy _____ 1904,05,07
 Wieggers, Tyler _____ 2015
 Wiegmann, Casey _____ 1993,94,95
 Wiegmann, Roger _____ 1953,54,55
 Wienke, John _____ 2011,12
 Wiese, Marlin _____ 1964
 Wieting, Nate _____ 2016
 Wildeman, Parker _____ 1993,1994
 Wilder, Clifford _____ 1963
 Wilkes, Troy _____ 1989
 Wilkins, Glen _____ 1903
 Willcox, Alex _____ 2004,05,07
 Willer, James _____ 1930
 Willet, James _____ 1956
 Willey, Dan _____ 1977,78,79
 Williams, Chester _____ 1960
 Williams, Dan _____ 2001
 Williams, Dwayne _____ 1979,80
 Williams, Fred _____ 1898
 Williams, Hermon _____ 1894
 Williams, Jerry _____ 1961
 Williams, Joel _____ 1960,61
 Williams, John _____ 1966
 Williams, Lranzie _____ 1951

Williams, Louis _____ 1962,63,64
 Williams, Reggie _____ 1994,95
 Williams, Richie _____ 2005
 Williams, Samuel 1898,99,1900,01
 Williams, Tony _____ 1965,66,67
 Williams, Virgil _____ 1959
 Willis, Joe _____ 1976,77
 Willis, Ernest _____ 1914
 Willock, Richard _____ 1995,96,97
 Wilson, Marcus _____ 2006
 Wilson, Max _____ 1913,14,15
 Wilson, Paul _____ 2005
 Wilson, Robert _____ 1949,50,51
 Wilson, Steve _____ 1966,67,68
 Wilson, Vincent _____ 1999
 Windauer, Bill _____ 1969,70,72
 Winslow, Donald _____ 1944,47,48,49
 Winton, James _____ 1960,62
 Winston, Nate _____ 1974,75,76
 Wirth, Dan _____ 1984,85,86,87
 Wischmeier, Robert _____ 1944
 Wise, Brian _____ 1988,89,90,91
 Wojan, Steve _____ 1974,76,77
 Woodard, Ralph _____ 1945,47,48,49
 Woodard, Richard _____ 1944,46,47,48
 Woodhouse, Donald A. _____ 1949,50
 Woodhouse, Donald E. _____ 1949
 Woodland, Tom _____ 1978
 Woods, LeVar _____ 1998,99,2000
 Woolston, Frank _____ 1891,92
 Worthy, Kevin _____ 2000,01,02,03
 Wozniak, Ben _____ 1978,79
 Wright, Anthony _____ 1986,87,88,89
 Wright, Ben _____ 1964
 Wright, Benson _____ 1891
 Wright, Charles _____ 1897
 Wyatt, Bernie _____ 1959,60,61
 Wyland, Guido _____ 1916

-Y-

Yacullo, Mike _____ 1981,82
 Yamini, Bashir _____ 1998,99
 Yanda, Marshal _____ 2005,06
 Yauck, Robert _____ 1960,61
 Yegge, John Paul _____ 1926,27
 Yelton, Bob _____ 1942
 Yocom, Brandt _____ 1972,74,75
 Yoder, Scott _____ 1997
 Youel, James _____ 1940,41,42
 Young, Albert _____ 2005,06,07
 Young, Devonte _____ 2016
 Young, Earl _____ 1926,27
 Young, Harry _____ 1971

-Z-

Zaehringer, Paul _____ 1943
 Zaun, Drew _____ 2014
 Zdzienicki, Chris _____ 1997
 Zender, Robert _____ 1947
 Zinn, Donald _____ 1960
 Ziolkowski, Robert _____ 1963,64
 Zollman, Philip _____ 1892
 Zusevics, Markus _____ 2009,10,11



Kinnick Stadium, home for the Iowa football team, served its 87th season of hosting Hawkeye football games in 2016. Currently the 22nd largest college owned stadium in the nation, Kinnick Stadium ranks as one of college football's finest facilities and is routinely filled on Saturdays each fall.

The \$89 million Kinnick Edge project, currently underway, will enhance the north end zone of Kinnick Stadium over the next two years. The latest upgrade includes over 1,600 indoor and outdoor club seats as part of an entirely new north end zone. The project includes new restrooms, concourse areas, upgraded concession locations and food options, and new videoboards. Outdoor seating in the north end zone will be available in 2018, while the entire project will be completed prior to the 2019 season. As part of the overall project, a new playing surface was installed prior to the 2017 season.

A two-year, \$90 million restoration and renovation project for the stadium was completed prior to the start of the 2006 season. The project, which was the largest such undertaking ever for Iowa athletics, included an entirely new south end zone and a new press and hospitality facility. The end zone project, which included new locker rooms, training room and media facilities for the Hawkeye football team on game days, was completed prior to the 2005 season. The Paul J. Brechler Press Box, a completely new four-level press and hospitality facility, opened for the 2006 season. The facility extends the full length of the west side of the stadium. It includes 47 private viewing suites and over 1,000 club seats.

The renovation also provided a new entry plaza (Krauss Family Plaza) to the south entrance, wider seats throughout most of the stadium, new and upgraded restroom facilities and concession areas, and an upgraded sound system. It also raised the official capacity of Kinnick Stadium to 70,585.

Iowa draws sellout crowds for a majority of all home games, including 68 of the last 93 games over the last 15 seasons. Iowa had a sellout streak of 36 straight games snapped in its 2008 home finale vs. Purdue (Nov. 15, 2008).

Iowa ranked 20th in home attendance in 2016 with its average of 69,656, and annually ranks among the top 25 schools in the nation in home attendance. Big Ten Conference football games in 2016 drew over 6.4 million fans, surpassing six million fans for the fifth straight year. The Big Ten annually ranks first or second nationally in home attendance.

Construction on the original 53,000-seat stadium was completed Oct. 5, 1929, at a cost of \$497,151.42. Original construction took six months, but it has undergone several facelifts since. Seats were added to the south end zone in 1956, raising the capacity to 60,000. The north end zone was enclosed and capacity increased to 66,000 prior to the 1983 season. With three more expansion projects completed since, Kinnick now seats 70,585. Kinnick Stadium has 20 miles of bleacher seats and is 79 rows high on each side.

Beside the expansions, an artificial surface was installed in 1972. That carpet was replaced in 1981. Prior to the 1989 season a natural grass playing field, Prescription Athletic Turf, was installed. The playing surface was replaced with new sod prior to the 1997 season and during the 2005 season.

The playing surface in Kinnick Stadium in 2017 will feature an Iowa logo for the first time since the conclusion of the 1980 football season, as the Tigerhawk has been installed at midfield on the new FieldTurf playing surface. The stadium playing surface has not had a University logo since a block "I" adorned the center of the field from 1972 through 1980. Artificial turf was first installed prior to the 1972 season and the block "I" appeared at midfield until a new surface was installed prior to the 1981 season, without a logo at midfield. Permanent practice lights were installed prior to the 2012 season and upgraded to provide broadcast-quality lighting prior to the 2015 season.

The original five floor press box was constructed in 1958 at a cost of \$490,628.62, and was located between the 25 yard lines on the west side of the stadium. Between 1995 and 1999, the Kinnick Stadium press box underwent a \$3 million improvement and renovation project, which included the addition of 18 private viewing suites and the remodeling of all five levels. The original press box was demolished in December, 2005.

Spectators attending home games of the Iowa Hawkeyes enjoy all the benefits of watching a game on television, thanks to the installation of all new and expanded video boards and scoreboards prior to the 2013 season. The \$9 million upgrade included large scale, HD video display units, which offer spectators live game action, instant replays and other features. In addition to the expanded main board in the south end zone, two additional video boards and a video ribbon were added to the south end zone. The sound system renovation was completed prior to the 2014 season.

Kinnick Stadium has a rich history, beginning with a 46-0 Hawkeye win over Monmouth in the facility's first game. The Hawkeyes tied Illinois 7-7 in the dedication game Oct. 19, 1929.

In 1972, the name was changed from Iowa Stadium to Kinnick Stadium in honor of Iowa's 1939 Heisman Trophy winner, Nile Kinnick. His No. 24 jersey was retired by the school because of his success as a scholar-athlete at the University.

Iowa's all time record in Kinnick Stadium is 280-180-15. Iowa's longest home winning streak of 22 games spanned the 2002 to 2005 seasons. The Hawkeyes have had 12 undefeated home seasons, including 2003, 2004 and 2015. Iowa posted a 6-1 home record in 2002, 2008, 2009 and 2011.

The school's all-time home total attendance record was set in 2006 (494,095 fans) and matched in both 2010 and 2011. The average per game record (70,585) was established in 2005 and matched in 2006, 2007, 2010 and 2011. Iowa's record season attendance mark for all games is 905,840 set in 1990, a 75,487 per game average.

KINNICK STADIUM YEAR-BY-YEAR ATTENDANCE

Year	Home Total	Home Avg.	Season Total	Season Avg.	Year	Home Total	Home Avg.	Season Total	Season Avg.
1934	84,000	28,000	195,500	24,438	1976	267,327	53,465	614,382	55,853
1935	116,000	23,200	193,000	24,125	1977	377,410	53,916	651,869	59,261
1936	64,000	16,000	186,200	23,275	1978	319,289	53,214	595,281	54,116
1938	64,000	16,000	152,000	19,000	1979	358,245	59,708	674,581	61,326
1939	129,500	32,375	234,500	29,313	1980	359,750	59,958	668,008	60,728
1940	106,700	26,675	262,730	32,837	1981	360,381	60,064	801,550	66,796
1941	88,200	29,400	199,539	24,942	1982	297,766	59,553	692,455	57,705
1942	110,400	15,771	179,043	17,904	1983	330,610	66,122	879,338	73,278
1943	41,200	10,300	106,849	12,831	1984	396,784	66,131	764,793	58,830
1944	42,200	10,550	111,056	13,882	1985	396,773	66,129	827,795	68,983
1945	64,100	16,025	212,502	23,611	1986	*472,041	67,434	852,604	71,050
1946	197,811	39,562	384,191	42,688	1987	338,500	67,700	769,187	59,168
1947	187,844	46,961	488,752	54,306	1988	406,200	67,700	773,190	59,476
1948	212,708	42,542	356,542	39,616	1989	406,200	67,700	680,171	61,834
1949	218,021	43,604	356,352	39,594	1990	414,349	69,058	*905,840	*75,487
1950	222,921	44,584	456,473	50,719	1991	420,424	70,071	772,358	64,363
1951	157,883	39,471	392,563	43,618	1992	420,234	70,039	797,025	66,419
1952	181,164	45,291	349,467	38,829	1993	403,842	67,307	746,480	62,207
1953	211,109	42,222	406,570	45,174	1994	409,516	68,253	691,637	62,876
1954	245,421	49,084	491,608	54,623	1995	410,226	68,371	804,265	67,022
1955	201,072	50,268	545,025	60,558	1996	416,425	69,404	741,004	61,750
1956	306,478	51,079	534,550	53,455	1997	405,788	67,631	824,701	68,725
1957	203,709	50,927	500,856	55,651	1998	409,981	68,330	644,541	58,595
1958	329,673	54,912	630,262	63,026	1999	380,786	63,464	711,744	64,704
1959	279,400	55,880	518,894	57,655	2000	366,737	61,123	688,495	57,375
1960	264,100	52,820	506,590	56,288	2001	387,987	64,665	687,476	57,290
1961	290,250	58,050	516,360	57,373	2002	452,498	64,643	872,788	67,138
1962	281,216	56,212	478,828	53,203	2003	460,584	65,798	896,753	68,891
1963	230,200	57,550	463,096	57,887	2004	422,382	70,397	896,171	74,681
1964	266,391	53,278	483,697	53,744	2005	423,510	*70,585	831,425	69,285
1965	263,700	52,740	513,198	51,319	2006	494,095	*70,585	846,690	65,130
1966	278,628	46,438	498,688	49,869	2007	423,510	*70,585	814,403	67,867
1967	241,993	48,399	506,550	50,655	2008	491,186	70,169	834,519	64,194
1968	294,126	49,021	473,811	47,381	2009	491,499	70,214	913,813	70,293
1969	301,287	50,218	504,083	50,408	2010	494,095	*70,585	859,122	66,086
1970	248,643	49,728	490,438	49,043	2011	494,095	*70,585	880,168	67,705
1971	233,150	46,630	569,876	51,807	2012	493,315	70,474	813,426	73,948
1972	220,833	44,166	537,504	48,864	2013	469,872	67,125	866,912	66,686
1973	217,846	43,569	616,884	56,080	2014	472,584	67,512	762,818	58,678
1974	291,600	48,600	571,185	51,926	2015	441,992	63,142	925,382	66,099
1975	320,690	53,448	531,319	48,302	2016	487,591	69,656	766,321	58,948

*indicates Iowa record. No attendance figures were kept for the 1929-1933 and 1937 seasons.

Largest Home Crowds
Following 1990 expansion

Attend.	Opponent	Date
70,585	Michigan	11/12/16
70,585	Wisconsin	10/22/16
70,585	North Dakota State	9/17/16
70,585	Iowa State	9/10/16
70,585	Minnesota	11/14/15
70,585	Iowa State	9/13/14
70,585	Michigan State	11/12/11
70,585	Michigan	11/5/11
70,585	Indiana	10/22/11
70,585	Northwestern	10/15/11
70,585	Louisiana-Monroe	9/24/11
70,585	Pittsburgh	9/17/11
70,585	Tennessee Tech	9/8/11
70,585	Ohio State	11/20/10
70,585	Michigan State	10/30/10
70,585	Wisconsin	10/23/10
70,585	Penn State	10/2/10
70,585	Ball State	9/25/10
70,585	Iowa State	9/11/10
70,585	Eastern Illinois	9/04/10
70,585	Minnesota	11/21/09
70,585	Northwestern	11/7/09
70,585	Indiana	10/31/09
70,585	Michigan	10/10/09
70,585	Arizona	9/19/09
70,585	Penn State	11/8/08
70,585	Wisconsin	10/18/08
70,585	Northwestern	9/27/08
70,585	Iowa State	9/13/08
70,585	FL International	9/6/08
70,585	Maine	8/30/08
70,585	Western Michigan	11/17/07
70,585	Minnesota	11/10/07
70,585	Michigan State	10/27/07
70,585	Illinois	10/13/07
70,585	Indiana	9/29/07
70,585	Syracuse	9/8/07
70,585	Wisconsin	11/11/06
70,585	Northwestern	11/4/06
70,585	Northern Illinois	10/28/06
70,585	Purdue	10/7/06
70,585	Ohio State	9/30/06
70,585	Iowa State	9/16/06
70,585	Montana	9/2/06
70,585	Minnesota	11/19/05
70,585	Michigan	10/22/05
70,585	Indiana	10/15/05
70,585	Illinois	10/1/05
70,585	Northern Iowa	9/17/05
70,585	Ball State	9/3/05
70,397	Wisconsin	11/20/04
70,397	Purdue	11/6/04
70,397	Ohio State	10/16/04
70,397	Michigan State	10/2/04
70,397	Iowa State	9/11/04
70,397	Kent State	9/4/04
70,397	Minnesota	11/15/03
70,397	Illinois	11/1/03
70,397	Penn State	10/25/03

Attend.	Opponent	Date
70,397	Michigan	10/4/03
70,397	Arizona State	9/20/03
70,397	Wisconsin	11/2/02
70,397	Iowa State	9/14/02
70,397	Michigan	10/27/01
70,397	Iowa State	9/16/00
70,397	Nebraska	9/4/99
70,397	Wisconsin	10/24/98
70,397	Northwestern	10/10/98
70,397	Michigan	10/3/98
70,397	Iowa State	9/12/98
70,397	Purdue	11/1/97
70,397	Illinois	9/29/97
70,397	Northwestern	11/9/96
70,397	Ohio State	10/26/96
70,397	Michigan State	10/5/96
70,397	Iowa State	9/14/96
70,397	Illinois	11/4/95
70,397	Penn State	10/21/95
70,397	Northern Iowa	9/9/95
70,397	Michigan	10/1/94
70,397	Iowa State	9/10/94
70,397	Illinois	10/16/93
70,397	Penn State	9/18/93
70,397	Ohio State	10/31/92
70,397	Purdue	10/24/92
70,397	Wisconsin	10/10/92
70,397	Iowa State	9/12/92
70,397	Miami (FL)	9/5/92
70,389	Iowa State	9/22/90

Largest Home Crowds
Prior to 1990 expansion

Attend.	Opponent	Date
67,700	Minnesota	11/25/89
67,700	Illinois	11/4/89
67,700	Michigan	10/21/89
67,700	Michigan State	10/7/89
67,700	Tulsa	9/30/89
67,700	Oregon	9/16/89
67,700	Ohio State	11/12/88
67,700	Northwestern	11/5/88
67,700	Michigan	10/15/88
67,700	Wisconsin	10/8/88
67,700	Iowa State	9/24/88
67,700	Colorado	9/17/88
67,700	Minnesota	11/21/87
67,700	Indiana	10/31/87
67,700	Purdue	10/24/87
67,700	Michigan State	10/3/87
67,700	Kansas State	9/26/87
67,700	Wisconsin	10/11/86
67,700	Iowa State	9/13/86

Largest Home Crowds
Prior to 1983 expansion

Attend.	Opponent	Date
60,160	Nebraska	9/12/1981
60,150	Wisconsin	10/21/1961
60,145	Iowa State	9/27/1980
60,114	Purdue	11/7/1981
60,103	Michigan State	11/21/1981

Largest Road Crowds

Attend.	Opponent	Date
112,784	Michigan	10/16/10
111,496	Michigan	10/26/02
111,428	Michigan	9/25/04
110,923	Michigan	10/21/06
109,316	Penn State	9/26/09
108,951	Penn State	10/6/07
108,247	Penn State	9/28/02
108,062	Penn State	10/23/04
106,505	Michigan	10/18/97
106,194	Penn State	11/05/16
106,192	Michigan	10/3/92
105,915	Michigan	10/17/81
105,897	Michigan	10/18/86
*105,611	Washington	1/1/82
105,517	Michigan	10/20/90
105,455	Ohio State	11/14/09
105,423	Michigan	10/2/93
105,406	Michigan	10/17/87
105,225	Ohio State	9/24/05
105,044	Ohio State	10/18/03
104,617	Michigan	10/29/77
104,559	Michigan	10/22/83
103,497	Penn State	10/8/11
*103,292	UCLA	1/1/86
*101,273	Washington	1/1/91
*98,297	California	1/1/59
*97,126	Oregon State	1/1/57

*Rose Bowl

NOTE: The Iowa football records and best performances, compiled by the Iowa Athletic Communications Office, begin with the 1939 season, commonly called the "Modern Era" of Big Ten and NCAA athletics. **Throughout the records section, players listed in bold face are current Iowa players.**

Scoring

Points

Game _____ 24 on 11 occasions
(last by Akrum Wadley at Northwestern, 10/17/2015)
 Season _____ 120 by Shonn Greene, 2008
 120 by Nate Kaeding, 2002
 Career _____ 373 by Nate Kaeding, 2000-03

Kicking Points

Game _____ 17 by Kyle Schlicher at Minnesota, 11/13/2004
 Season _____ 120 by Nate Kaeding, 2002
 Career _____ 367 by Nate Kaeding, 2000-03

Touchdowns

Game _____ 4 on 11 occasions
(last by Akrum Wadley at Northwestern, 10/17/2015)
 Season _____ 20 by Shonn Greene, 2008
 Career _____ 36 by Tavian Banks, 1994-97

Cons. Carries ___ 3 by Aaron Greving vs. Kent State, 9/1/2001

Field Goals

Game _____ 5 by Kyle Schlicher at Minnesota, 11/13/2004
 Season _____ 21 by Kyle Schlicher, 2004
 21 by Rob Houghtlin, 1987
 Career _____ 67 by Nate Kaeding, 2000-03
 Consecutive ___ 22 by Nate Kaeding, 2001-02

FG Attempts

Game _____ 5 by Mike Meyer vs. Northern Illinois, 9/01/2012
 5 by Mike Meyer at Indiana, 11/06/2010
 5 by Kyle Schlicher at Minnesota, 11/13/2004
 Season _____ 30 by Rob Houghtlin, 1987
 Career _____ 83 by Nate Kaeding, 2000-03

PATs Made

Game _____ 9 on two occasions
(last by Zach Bromert vs. Iowa State, 9/20/1997)
 Season _____ 57 by Nate Kaeding, 2002
 Career _____ 167 by Nate Kaeding, 2000-03
 Consecutive ___ 122, Mike Meyer, 2010-13

PAT Attempts

Game _____ 9 on six occasions
(last by Zach Bromert vs. Indiana, 10/25/1997)
 Season _____ 58 by Nate Kaeding, 2002
 Career _____ 169 by Nate Kaeding, 2000-03

Rushing

Attempts

Game _____ 43 by Jordan Canzeri vs. Illinois, 10/10/2015
 Season _____ 316 by Sedrick Shaw, 1995
 Career _____ 837 by Sedrick Shaw, 1993-96

Yards Gained

Game _____ 314 by Tavian Banks vs. Tulsa, 9/13/1997
 Season _____ 1,850 by Shonn Greene, 2008
 Career _____ 4,156 by Sedrick Shaw, 1993-96

Touchdowns

Game _____ 4 on seven occasions
(last by Akrum Wadley at Northwestern, 10/17/2015)
 Season _____ 20 by Shonn Greene, 2008
 Career _____ 33 by Tavian Banks, 1994-97
 33 by Sedrick Shaw, 1993-96

Receiving

Receptions

Game _____ 13 by Kevin Kasper at Ohio State, 10/30/1999
 13 by Nick Bell at Indiana, 10/29/1988
 Season _____ 82 by Marvin McNutt, Jr., 2011
 82 by Kevin Kasper, 2000
 Career _____ 174 by Kevonte Martin-Manley, 2011-14

Yards Gained

Game _____ 256 by Quinn Early vs. Northwestern, 11/7/1987
 Season _____ 1,315 by Marvin McNutt, Jr., 2011
 Career _____ 2,861 by Marvin McNutt, Jr., 2008-2011

Touchdowns

Game _____ 4 by Ed Hinkel vs. Minnesota, 11/19/2005
 4 by Quinn Early vs. Northwestern, 11/7/1987
 Season _____ 12 by Marvin McNutt, Jr., 2011
 Career _____ 28 by Marvin McNutt, Jr., 2008-2011

Passing

Attempts

Game _____ 60 by Scott Mullen vs. Indiana, 10/23/1999
 60 by Chuck Hartlieb vs. Indiana, 10/29/1988
 Season _____ 460 by Chuck Hartlieb, 1988
 Career _____ 1,203 by Chuck Long, 1981-85

Completions

Game _____ 44 by Chuck Hartlieb vs. Indiana, 10/29/1988
 Season _____ 288 by Chuck Hartlieb, 1988
 Career _____ 782 by Chuck Long, 1981-85
 Consecutive ___ 22 by Chuck Long vs. Indiana, 1984

Completion Percentage

Game _____ 100 by Brad Banks (10-10) vs. Northwestern, 11/09/2002
 Season _____ 67.1 by Chuck Long (216 of 322), 1984
 Career _____ 65.0 by Chuck Long (782 of 1,203), 1981-85

Yards Gained

Game _____ 558 by Chuck Hartlieb vs. Indiana, 10/29/1988
 Season _____ 3,738 by Chuck Hartlieb, 1988
 Career _____ 10,461 by Chuck Long, 1981-85

Touchdowns

Game _____ 7 by Chuck Hartlieb vs. Northwestern, 11/7/1987
 Season _____ 27 by Chuck Long, 1985
 Career _____ 74 by Chuck Long, 1981-85

Pass Efficiency (since 1979)

Season _____ 157.63 by Ricky Stanzi, 2010
 Career _____ 155.53 by Brad Banks, 2001-02

Total Offense

Yards Gained

Game _____ 516 by Chuck Hartlieb vs. Indiana, 10/29/1988
 Season _____ 3,530 by Chuck Hartlieb, 1988
 Career _____ 10,254 by Chuck Long, 1981-85

Punt Returns

Number

Game _____ 9 by Nile Kinnick vs. Indiana, 10/7/1939
 Season _____ 40 by Ramon Ochoa, 2003
 Career _____ 124 by Peter Marciano, 1986-89

Yards Returned

Game _____ 201 by Nile Kinnick vs. Indiana, 10/7/1939
 Season _____ 495 by Ramon Ochoa, 2003
 Career _____ 1,102 by Tim Dwight, 1994-97

Touchdowns

Game _____ 2 by Kevonte Martin-Manley vs. W. Michigan, 9/21/2013
 Season _____ 3 by Tim Dwight, 1997
 Career _____ 5 by Tim Dwight, 1994-97

Kickoff Returns

Number

Game _____ 9 by Tim Dwight vs. Ohio State, 10/28/1995
 Season _____ 43 by Earl Douthitt, 1973
 Career _____ 78 by Earl Douthitt, 1972-74

Yards Returned

Game _____ 187 by Sid Thomas vs. Michigan State, 11/23/1974
 Season _____ 994 by Earl Douthitt, 1973
 Career _____ 1,762 by Earl Douthitt, 1972-74

Touchdowns

Game _____ 1, on several occasions
 (last by Jordan Cotton vs. Penn State, 10/20/12)
 Season _____ 1, on several occasions
 (last by Jordan Cotton vs. Penn State, 10/20/12)
 Career _____ 2 by Derrell Johnson-Koulianos, 2009 and 2010
 2 by Kahlil Hill, 1998 and 2000

Punting

Number

Game _____ 16 by Nile Kinnick vs. Notre Dame, 11/11/1939
 #Season _____ 86 by Ryan Donahue, 2007
 Career _____ 272 by Jason Baker, 1997-00

Yards

Game _____ 731 by Nile Kinnick vs. Notre Dame, 11/11/1939
 Season _____ 3,533 by Ryan Donahue, 2007
 Career _____ 11,304 by Jason Baker, 1997-00

Average

Game (min. 4) _____ 55.8 by Reggie Roby vs. Nebraska, 9/12/1981
 Season _____ 49.8 by Reggie Roby, 1981
 Career _____ 45.4 by Reggie Roby, 1979-82

- - Big Ten Record

Interceptions

Number

Game _____ 3, Tyler Sash at Iowa State, 9/12/2009
 *3, Grant Steen at Indiana, 10/19/2002
 Season _____ 8 by Desmond King, 2015
 8 by Lou King, 1981
 8 by Nile Kinnick, 1939
 Career _____ 18 by Devon Mitchell, 1982-85
 18 by Nile Kinnick, 1937-39

Return Yards

Season _____ 203, Tyler Sash, 2009
 Career _____ 392, Tyler Sash, 2008-10

Touchdowns

Game _____ 2 by B.J. Lowery vs. Western Michigan, 9/21/13
 Season _____ 2 by B.J. Lowery, 2013
 2 by Christian Kirksey, 2012
 2 by Micah Hyde, 2010
 2 by Tom Knight, 1995
 2 by Plez Atkins, 1995
 Career _____ 3 by Tom Knight, 1992, 1994-96

* - - ties NCAA record for a linebacker

Tackles

Number

Game _____ 29 by Dave Clement vs. Oregon State, 9/19/1970
 Season _____ 171 by Andre Jackson, 1972
 Career _____ 492 by Larry Station, 1982-85

Solos

Game _____ 18 by George Davis vs. Minnesota, 11/17/1984
 Season _____ 105 by Tom Rusk, 1977
 Career _____ 308 by Larry Station, 1982-85

Assists

Game _____ 22 by Dave Clement vs. Oregon State, 9/19/1970
 Season _____ 88 by Andre Jackson, 1972
 Career _____ 220 by James Morris, 2010-13

For Loss

Game _____ 6 (23 yds.) by Leroy Smith vs. Ohio State, 11/2/1991
 Season _____ 25 (93 yds.) by Jonathan Babineaux, 2004
 Career _____ 79 (409 yds.) by Jared DeVries, 1995-1998

For Loss (yardage)

Game _____ 53 (4 tackles) by Ron Geater vs. Purdue, 10/25/1991
 Season _____ 153 (20 tackles) by Andre Tippett, 1980
 Career _____ 409 (79 tackles) by Jared DeVries, 1995-1998

QB Sacks

Game _____ 5 (21 yds.) by Leroy Smith vs. Ohio State, 11/2/1991
 Season _____ 18 (101 yds.) by Leroy Smith, 1991
 Career _____ 43 (323 yds.) by Jared DeVries, 1995-1998

Blocked Kicks

Game _____ 2 by Kenny Iwebema vs. Syracuse, 9/8/2007
 2 by Kenny Iwebema vs. Illinois, 10/1/2005
 2 by Sean Considine at Iowa State, 9/13/2003
 2 by Maurea Crain vs. Minnesota, 11/21/1992
 2 by Merton Hanks vs. Wyoming, 12/30/1987
 Season _____ 5 by Jim Caldwell, 1973
 Career _____ 7 by Merton Hanks, 1987-90

NOTE: Players listed in boldface are current players.

Scoring
Points

Game _____ 70 vs. Utah State, 9/28/1957
 Season _____ 484 in 2002
 Per game _____ 48.5 in 1890

Touchdowns

Game _____ 10 vs. Texas-El Paso, 9/27/1986
 10 vs. Utah State, 9/28/1957
 Season _____ 60 in 2002

Field Goals

Game _____ 5 at Minnesota, 11/13/2004
 5 vs. Washington, 12/29/1995
 Season _____ 21 in 2004, 2002 and 1987

PATs Made

Game _____ 9 vs. Iowa State, 9/20/1997
 9 vs. Cincinnati, 9/15/1990
 Season _____ 57 in 2002

Rushing
Attempts

Game _____ 82 at Minnesota, 11/2/1968
 82 vs. South Dakota, 10/5/1940
 Season _____ 607 in 1984

Yards Gained

Game _____ 517 vs. Minnesota, 11/19/1983
 Season _____ 2,784 in 2002
 Per game _____ 255.4 in 1958

Yards/Attempt

Game _____ 11.0 vs. Minnesota, 11/19/1983
 Season _____ 5.3 in 1997

Touchdowns

Game _____ 9 vs. Cincinnati, 9/15/1990
 Season _____ 38 in 1990

Passing
Attempts

Game _____ 62 at Indiana, 10/29/1988
 Season _____ 470 in 1988

Completions

Game _____ 44 at Indiana, 10/29/1988
 Season _____ 290 in 1988

Completion Percentage

Game _____ 1.000 (12-12) vs. Northwestern, 11/9/2002
 Season _____ .657 (276-420) in 1985

Yards Gained

Game _____ 584 at Northwestern, 11/7/1987
 Season _____ 3,796 in 1987
 Per game _____ 300.9 in 1985

Touchdowns

Game _____ 7 at Northwestern, 11/7/1987
 Season _____ 30 in 1985

Total Offense
Plays

Game _____ 101 at Minnesota, 11/2/1968
 Season _____ 971 in 1987

Yards Gained

Game _____ 713 vs. Northwestern, 10/8/1983
 Season _____ 5,647 in 1983
 Per game _____ 470.6 in 1983

First Downs
Number

Game _____ 36 vs. Washington State, 9/27/1969
 Season _____ 284 in 1985
 Per game _____ 23.7 in 1985

Kickoff Returns
Number

Season _____ 64 in 1973

Yards Returned

Season _____ 1,381 in 1973
 Per return _____ 29.0 in 1941

Punt Returns
Number

Season _____ 48 in 2003

Yards Returned

Season _____ 636 in 1997
 Per return _____ 17.0 in 1940

Punting
Number

Game _____ 16 vs. Notre Dame, 11/11/1939
 Season _____ 87 in 2007

Yards

Game _____ 731 vs. Notre Dame, 11/11/1939
 Season _____ 3,551 (87 punts, 40.8 avg.) in 2007

Yards/Punt

Game _____ 55.8 vs. Nebraska, 9/12/1981
 Season _____ 45.5 in 1981

Scoring

Points

Game _____ 0 on 51 occasions (last at Illinois, 11/19/2016)
Season _____ 5 in 1899
Per game _____ 0.6 in 1899

Touchdowns

Game _____ 0 on 64 occasions (last at Illinois, 11/19/2016)
Season _____ 1 in 1899

Rushing

Attempts

Game _____ 17 at Purdue, 11/18/1989
Season _____ 362 in 1955

Yards Gained

Game _____ (-73) at Purdue, 11/18/1989
Season _____ 950 in 1937
Per game _____ 79.7 in 1981

Yards/Attempt

Game _____ (-4.2) at Purdue, 11/18/1989
Season _____ 2.4 in 1981

Touchdowns

Game _____ 0 on many occasions (last vs. Nebraska, 11/26/2016)
Season _____ 1 in 1899

Passing

Attempts

Game _____ 1 vs. South Dakota, 10/5/1940
1 at Notre Dame, 10/27/1945
Season _____ 62 in 1944

Completions

Game _____ 0 on many occasions
2 vs. Georgia Tech, 1/5/2010
2 vs. Purdue, 10/24/1992
2 vs. Michigan State, 10/3/1987
Season _____ 19 in 1944

Completion Percentage

Game _____ .000 on many occasions
.200 vs. Michigan State, 10/3/1987
Season _____ .270 in 1941

Yards Gained

Game _____ -7 vs. Notre Dame, 10/23/1948
Season _____ 365 in 1941
Per game _____ 45.6 in 1941

Touchdowns

Game _____ 0 on many occasions (last at Illinois, 11/19/2016)
Season _____ 0 on many occasions

First Downs

Number

Game _____ 2 vs. South Dakota, 10/5/1940
2 vs. Nebraska, 11/4/1944
Season _____ 67 in 1937
Per game _____ 8.4 in 1937

Tackles

For Loss

Game _____ 16 vs. Northwestern (-92 yards), 11/16/1991
Season _____ 114 in 1995

QB Sacks

Game _____ 9 at Purdue (-74 yards), 11/18/1989
Season _____ 61 in 1991

Turnovers

Interceptions

Game _____ 7 vs. Wisconsin, 11/13/1982
Season _____ 23 in 2008 (13 games)
23 in 1987 (13 games)
23 in 1986 (12 games)

Fumbles Recovered

Game _____ 7 at Purdue, 10/1/1949
Season _____ 26 in 1977

Total Offense

Plays

Game _____ 39 vs. Wyoming, 10/17/1953
Season _____ 475 in 1944

Yards Gained

Game _____ 49 at Northwestern, 10/6/1984
Season _____ 1,467 in 1937
Per game _____ 183.3 in 1937

Rushing (min. 175 yards)

	Name	Att-Yds.	TDs	Opponent	Date
1.	Tavian Banks	29-314	4	Tulsa	9/13/1997
2.	Ed Podolak	17-286	2	Northwestern	11/9/1968
3.	Jordan Canzeri	43-256	4	Illinois	10/10/2015
4.	Marcus Coker	32-252	2	Minnesota	10/29/2011
5.	Sedrick Shaw	42-250	1	Michigan State	10/7/1995
6.	Phil Blatcher	27-247	2	Michigan State	11/21/1981
7.	Dennis Mosley	39-229	2	Iowa State	9/29/1979
8.	Marcus Coker	33-219	2	Missouri	12/28/2010
9.	Mark Weisman	27-217	3	Central Michigan	9/22/2012
	Shonn Greene	25-217	4	Wisconsin	10/18/2008
	Nick Bell	31-217	3	Wisconsin	10/14/1989
12.	Sedrick Shaw	41-214	3	Wisconsin	11/18/1995
13.	Shonn Greene	30-211	2	Purdue	11/15/2008
14.	Akrum Wadley	26-204	4	Northwestern	10/17/2015
	Tavian Banks	18-204	2	Northern Iowa	9/6/1997
16.	Albert Young	38-202	2	Northwestern	11/5/2005
	Jim Jensen	21-202	2	Indiana	10/18/1975
18.	Eddie Phillips	36-198	1	Minnesota	10/23/1982
19.	LeShun Daniels, Jr.	26-195	3	Minnesota	11/14/2015
20.	Fred Russell	17-194	1	Minnesota	11/16/2002
	Tony Stewart	32-194	0	Iowa State	9/24/1988
	Bob Jeter	9-194	1	California	1/1/1959
23.	Frank Holmes	34-193	2	Oregon State	9/23/1972
24.	Ronnie Harmon	28-191	3	Illinois	9/29/1984
25.	Rick Bayless	33-183	0	Northwestern	10/25/1986
	Jerry Faske	20-183	1	Northwestern	10/22/1949
27.	Tavian Banks	18-182	3	Iowa State	9/14/1996
	Kevin Harmon	31-182	3	Iowa State	9/19/1987
29.	Mark Weisman	30-180	2	Missouri State	9/7/2013
30.	Albert Young	34-179	2	Michigan State	10/27/2007
31.	Sedrick Shaw	32-178	1	Iowa State	9/16/1995
32.	Mark Weisman	21-177	1	Minnesota	9/29/2012
33.	Akrum Wadley	15-176	1	Purdue	10/15/2016
	Jeff Brown	31-176	0	Indiana	9/13/1980
35.	Dennis Green	18-175	2	Texas Christian	9/28/1968

Receiving (min. 150 yards)

	Name	No-Yds.	TDs	Opponent	Date
1.	Quinn Early	10-256	4	Northwestern	11/7/1987
2.	Deven Harberts	11-233	1	Indiana	10/29/1988
3.	Bill Happel	9-207	3	N. Illinois	9/21/1985
4.	Dave Moritz	11-192	2	Indiana	10/29/1983
5.	Keith Chappelle	12-191	2	Illinois	10/11/1980
6.	Tim Dwight	8-188	1	Northwestern	11/9/1996
7.	Tim Dwight	8-187	3	Iowa State	11/20/1997
8.	Marvin McNutt, Jr.	6-184	3	Indiana	10/22/2011
9.	D. Johnson-Koulianos	7-181	1	Minnesota	11/22/2008
10.	Dave Moritz	8-168	1	Tennessee	12/31/1982
11.	Scott Slutzker	8-167	0	Penn State	10/21/1995
12.	Clinton Solomon	5-166	2	Purdue	10/8/2005
13.	Jim Gibbons	9-164	2	Minnesota	11/9/1957
14.	Al Bream	12-160	2	Illinois	11/25/1967
15.	Andy Brodell	6-159	2	Texas	12/30/2006
	Andy Brodell	7-159	1	Minnesota	11/18/2006
	Marv Cook	9-159	1	Ohio State	11/14/1987
18.	Clinton Solomon	9-157	1	Minnesota	11/13/2004
	Dave Triplett	7-157	1	Wisconsin	10/30/1971
20.	Marvin McNutt, Jr.	4-155	1	Indiana	10/31/2009
	Karl Noonan	10-155	1	Wisconsin	10/17/1964
	Emlen Tunnell	6-155	3	Indiana	10/11/1947

Receiving (min. 150 yards) - Continued

	Name	No-Yds.	TDs	Opponent	Date
23.	Scott Helverson	8-154	2	Iowa State	9/28/1985
24.	Marvin McNutt, Jr.	9-151	2	Purdue	11/19/2011
	Ed Hinkel	7-151	4	Minnesota	11/19/2005
	Jack Dittmer	5-151	2	Boston U.	11/20/1948

Passing (min. 300 yards)

	Name	Comp-Att	Yds.	TDs	Opponent	Date
1.	Chuck Hartlieb	44-60	558	3	Indiana	10/29/1988
2.	Chuck Hartlieb	25-32	471	7	Northwestern	11/7/1987
3.	Chuck Long	29-39	461	6	Texas	12/26/1984
4.	Chuck Hartlieb	30-51	428	3	N.C. State	12/31/1988
5.	Scott Mullen	36-60	426	0	Indiana	10/23/1999
6.	Chuck Long	23-33	420	3	Northwestern	10/8/1983
7.	James Vandenberg	31-48	399	1	Pittsburgh	9/17/2011
	Chuck Long	19-26	399	6	Northwestern	10/26/1985
9.	Jon Beutjer	30-47	380	4	Indiana	9/30/2000
	Chuck Long	30-39	380	4	Michigan State	10/5/1985
11.	Matt Sherman	21-28	374	2	Penn State	10/21/1995
12.	Chuck Long	17-21	369	4	Purdue	10/13/1984
13.	Chuck Hartlieb	27-43	362	1	Michigan	10/17/1987
14.	Chuck Hartlieb	24-40	360	2	Ohio State	11/12/1988
15.	Drew Tate	19-33	357	3	Purdue	10/8/2005
16.	Drew Tate	26-36	354	2	Minnesota	11/18/2006
17.	Drew Tate	19-32	351	4	Minnesota	11/19/2005
18.	Drew Tate	32-55	346	3	Florida	1/2/2006
19.	Chuck Long	16-30	345	2	Penn State	9/17/1983
20.	Drew Tate	25-37	340	1	Michigan State	10/2/2004
	Scott Mullen	28-51	340	3	Minnesota	11/20/1999
22.	Ricky Stanzi	13-26	337	2	Indiana	10/31/2009
23.	Matt Sherman	18-37	334	2	Ohio State	10/28/1995
24.	Drew Tate	24-39	333	2	Minnesota	11/13/2004
	Chuck Hartlieb	20-37	333	1	Ohio State	11/14/1987
26.	Drew Tate	26-39	331	3	Ohio State	10/16/2004
27.	Matt Sherman	19-24	331	3	Northwestern	11/12/1994
28.	Chuck Hartlieb	26-41	328	2	Minnesota	11/21/1987
29.	Jake Rudock	33-52	322	2	Ball State	9/6/14
30.	Pete Gales	23-46	321	1	Purdue	11/8/1980
31.	Chuck Long	29-37	319	1	UCLA	1/1/1986
32.	Jake Rudock	32-56	317	2	Maryland	10/18/14
	Chuck Hartlieb	19-34	317	3	Purdue	10/24/1987
34.	Mike Cilek	27-48	316	2	Illinois	11/22/1967
35.	Scott Mullen	23-34	314	2	W. Michigan	9/9/2000
36.	Jake Rudock	20-30	311	2	Wisconsin	11/22/14
37.	Gary Snook	26-49	310	2	Purdue	10/24/1964
38.	Gary Snook	18-36	309	2	Minnesota	11/7/1964
39.	Jake Christensen	24-42	308	3	Indiana	9/29/2007
	Jim Hartlieb	25-39	308	3	Michigan	10/3/1992
41.	Chuck Long	19-26	304	3	Tennessee	12/31/1982
	Olen Treadway	26-41	304	1	Wisconsin	10/17/1959

Total Offense (min. 350 yards)

Name	Rush	Pass	Total	Opponent	Date
1. Chuck Hartlieb	(42)	558	516	Indiana	10/29/1988
2. Chuck Long	20	461	481	Texas	12/26/1984
3. Scott Mullen	47	426	473	Indiana	10/23/1999
4. Chuck Hartlieb	1	471	472	Northwestern	11/7/1987
5. Chuck Hartlieb	(18)	428	410	N.C. State	12/31/1988
6. Chuck Long	6	399	405	Northwestern	10/26/1985
7. Chuck Long	(22)	420	398	Northwestern	10/8/1983
8. James Vandenberg	(-8)	399	391	Pittsburgh	9/17/2011
9. Jon Beutjer	10	380	390	Indiana	9/30/2000
10. Chuck Long	5	380	385	Michigan State	10/5/1985
11. Pete Gales	50	321	371	Purdue	11/8/1980
12. Drew Tate	24	346	370	Florida	1/2/2006
13. Drew Tate	12	357	369	Purdue	10/8/2005
14. Drew Tate	11	354	365	Minnesota	11/18/2006
15. Ricky Stanzi	24	337	361	Indiana	10/31/2009
16. Chuck Long	(9)	369	360	Purdue	10/13/1984
17. Jake Rudock	36	322	358	Ball State	9/6/14
18. Drew Tate	5	351	356	Minnesota	11/19/2005
19. Drew Tate	24	331	355	Ohio State	10/16/2004

Scoring

Name	Points	TDs-PAT	Opponent	Date
1. Akrum Wadley	24	4-0	Northwestern	10/17/2015
Jordan Canzeri	24	4-0	Illinois	10/10/2015
Shonn Greene	24	4-0	Wisconsin	10/18/2008
Ed Hinkel	24	4-0	Minnesota	11/19/2005
Tavian Banks	24	4-0	Iowa State	9/20/1997
Tavian Banks	24	4-0	Tulsa	9/13/1997
Mike Saunders	24	4-0	Indiana	11/9/1991
Quinn Early	24	4-0	Northwestern	11/7/1987
Owen Gill	24	4-0	Iowa State	9/10/1983
Dennis Mosley	24	4-0	Indiana	9/8/1979
Larry Lawrence	24	4-0	Minnesota	11/2/1968
12. Nile Kinnick	23	3-5	South Dakota	9/30/1939
13. 37 players tied with 18				(last time by Mark Weisman vs. Northwestern, 10/01/2014)

Interceptions

Name	INT	Opponent	Date
1. Tyler Sash	3	Iowa State	9/12/2009
Grant Steen	3	Indiana	10/19/2002

Interceptions Returns for Touchdowns

Name	TDs	Opponent	Date
1. B.J. Lowery	2 (35 & 13 yds.)	Western Michigan	9/21/2013

Punt Returns for Touchdowns

Name	TDs	Opponent	Date
1. K. Martin-Manley	2 (83 & 63 yds.)	W. Michigan	9/21/13

Tackles (min. 20 tackles)

Name	Total	Solo-Ast.	Opponent	Date
1. Dave Clement	29	7 22	Oregon State	9/19/1970
2. Bobby Diaco	26	10-16	Indiana	10/14/1995
3. Dave Brooks	26	13 13	Illinois	11/21/1970
4. Bob Sanders	25	14-11	Indiana	10/20/2001
5. Dave Moreland	23	15 8	Minnesota	10/15/1966
6. Greg Allison	22	7 15	Purdue	10/26/1968
Andre Jackson	22	13 9	Michigan State	10/28/1972
8. Mike Phillips	21	7 14	Purdue	10/26/1968
Andre Jackson	21	8 13	Ohio State	9/16/1972
Andre Jackson	21	11 10	Purdue	11/15/1975
Larry Station	21	17 4	Minnesota	11/17/1984
Jim Reilly	21	14 7	Indiana	10/29/1988
13. Abdul Hodge	20	14-6	Michigan	10/22/2005
Dave Clement	20	11 9	Illinois	11/21/1970
Andre Jackson	20	15 5	Minnesota	10/21/1972
Andre Jackson	20	13 7	Michigan	9/15/1973
Andre Jackson	20	15 5	UCLA	9/22/1973
Bob Salter	20	12 8	Ohio State	11/17/1973
Tom Rusk	20	16 4	UCLA	10/1/1977
Larry Station	20	13 7	Purdue	10/15/1983
George Davis	20	18 2	Minnesota	11/17/1984
Larry Station	20	17 3	Michigan State	10/5/1985
Dave Haight	20	14 6	Michigan	10/18/1986
Brad Quast	20	12 8	Iowa State	9/24/1988
Melvin Foster	20	13 7	Michigan State	10/6/1990
Eric Thigpen	20	11-9	Wisconsin	10/24/1998

NOTE: Players listed in boldface are current players.

Rushing (min. 700 yards)

Name	Att-Yards	Avg	TDs	Year
1. Shonn Greene	307-1,850	6.0	20	2008
2. Tavian Banks	260-1,691	6.5	17	1997
3. Sedrick Shaw	316-1,477	4.7	15	1995
4. Marcus Coker	281-1,384	4.9	15	2011
5. Fred Russell	282-1,355	4.8	7	2003
6. Albert Young	249-1,334	5.4	8	2005
7. Dennis Mosley	270-1,267	4.7	12	1979
8. Fred Russell	220-1,264	5.7	9	2002
9. Ronnie Harmon	223-1,166	5.2	9	1985
10. Rick Bayless	216-1,150	5.3	10	1986
11. Sedrick Shaw	224-1,116	5.0	9	1996
12. Ladell Betts	232-1,090	4.7	5	2000
13. Akrum Wadley	168-1,081	6.4	10	2016
14. Ladell Betts	222-1,060	4.8	10	2001
15. LeShun Daniels, Jr.	213-1,058	5.0	10	2016
16. Tony Stewart	215-1,036	4.8	8	1988
17. Mike Saunders	216-1,022	4.7	10	1991
18. Nick Bell	166-1,009	6.1	12	1990
19. Sedrick Shaw	170-1,002	5.9	7	1994
20. Jordan Canzeri	183-984	5.4	12	2015
21. Mark Weisman	227-975	4.3	8	2013
22. Albert Young	206-968	4.7	6	2007
23. Adam Robinson	203-941	4.6	10	2010
24. Ed Podolak	154-937	6.1	8	1968
25. Owen Gill	199-920	4.6	4	1984
26. Ronnie Harmon	190-907	4.8	11	1984
27. Levi Mitchell	205-900	4.4	3	1970
28. Ladell Betts	189-857	4.5	5	1999
29. Tony Stewart	157-844	5.4	3	1990
30. Adam Robinson	181-834	4.6	5	2009
31. Mark Weisman	159-815	5.1	8	2012
32. Mark Weisman	213-812	3.8	16	2014
33. Eddie Phillips	166-806	4.9	5	1982
34. Owen Gill	129-798	6.2	10	1983
35. Albert Young	178-779	4.4	7	2006
36. Eddie Phillips	162-778	4.8	8	1983
37. Phil Blatcher	157-737	4.7	8	1981
Bill Reichardt	178-737	4.2	2	1951

Rushing (min. 700 yards) - Continued

Name	Att-Yards	Avg	TDs	Year
39. Kevin Harmon	151-715	4.7	6	1987
40. Jermelle Lewis	123-709	5.8	8	2002

Passing (min. 1,500 yards)

Name	Comp-Att	Pct.	Yards	TDs	Year
1. Chuck Hartlieb	288-460	.626	3,738	17	1988
2. Chuck Long	260-388	.670	3,297	27	1985
3. Chuck Hartlieb	217-334	.650	3,092	19	1987
4. James Vandenberg	232-404	.574	3,022	25	2011
5. Ricky Stanzi	221-345	.641	3,004	25	2010
6. Chuck Long	216-322	.671	2,871	22	1984
7. Drew Tate	219-352	.622	2,828	22	2005
8. C.J. Beathard	223-362	.616	2,809	17	2015
9. Drew Tate	233-375	.621	2,786	20	2004
10. Drew Tate	207-352	.588	2,623	18	2006
11. Chuck Long	157-265	.592	2,601	14	1983
12. Brad Banks	170-294	.578	2,573	26	2002
13. Matt Sherman	170-295	.576	2,546	14	1995
14. Jake Rudock	213-345	.617	2,436	16	2014
15. Ricky Stanzi	171-304	.562	2,417	17	2009
16. Jake Rudock	204-346	.590	2,383	18	2013
17. Matt Rodgers	185-283	.654	2,275	14	1991
18. Jake Christensen	198-370	.535	2,269	17	2007
19. James Vandenberg	223-389	.573	2,249	7	2012
20. Matt Rodgers	187-310	.603	2,228	15	1990
21. Matt Rodgers	178-312	.571	2,222	12	1989
22. Paul Burmeister	184-309	.596	2,152	10	1993
23. Gary Snook	151-311	.485	2,062	11	1964
24. Nathan Chandler	165-307	.537	2,040	18	2003
25. Kyle McCann	167-252	.663	2,028	16	2001
26. Ricky Stanzi	150-254	.591	1,956	14	2008
27. C.J. Beathard	170-301	.565	1,929	17	2016
28. Matt Sherman	154-264	.583	1,918	12	1996
29. Larry Lawrence	113-239	.473	1,680	10	1969
30. Chuck Long	148-227	.652	1,678	11	1982
31. Jim Hartlieb	144-226	.637	1,579	12	1992

NOTE: Players listed in boldface are current players.

Receiving (min. 600 yards)

Name	No-Yards	Avg.	TDs	Year	Name	No-Yards	Avg.	TDs	Year
1. Marvin McNutt, Jr.	82-1,315	16.0	12	2011	22. Dallas Clark	43-742	17.3	4	2002
2. Keith Chappelle	64-1,037	16.2	6	1980	23. Kerry Reardon	43-738	17.2	6	1969
3. Kevin Kasper	82-1,010	12.3	7	2000	24. Ronnie Harmon	35-729	20.8	5	1983
4. Quinn Early	63-1,004	15.9	10	1987	25. Andy Brodell	39-724	18.6	5	2006
5. Maurice Brown	48-966	20.1	11	2002	26. Keenan Davis	50-713	14.3	4	2011
6. Karl Noonan	59-933	15.8	4	1964	27. Al Bream	55-704	12.8	5	1967
7. Dave Moritz	50-912	18.2	5	1983	Tim Dwight	42-704	16.8	8	1997
8. Clinton Solomon	58-905	15.6	6	2004	29. Matt Vandenberg	65-703	10.8	4	2015
9. Bill Happel	56-901	16.1	8	1985	Scott Helverson	54-703	13.0	5	1985
10. Deven Harberts	53-880	16.6	6	1988	31. Ronnie Harmon	60-699	11.7	1	1985
11. Marvin McNutt, Jr.	53-861	16.2	8	2010	32. Marvin McNutt, Jr.	34-674	19.8	8	2009
12. Kahlil Hill	59-841	14.3	8	2001	33. Kevin Kasper	60-664	11.1	3	1999
13. Tim Dwight	46-816	17.7	9	1995	34. Dominique Douglas	49-654	13.3	2	2006
14. Marv Cook	49-803	16.4	2	1987	Derrell Johnson-Koulianos	44-639	14.5	3	2008
15. Clinton Solomon	46-800	17.4	7	2005	36. Bill Happel	47-632	13.4	3	1984
16. Marv Cook	63-767	12.2	3	1988	37. Harold Jasper	33-621	18.8	2	1994
17. Danan Hughes	43-757	17.6	8	1991	38. Kahlil Hill	58-619	10.7	5	2000
18. Tim Dwight	51-751	14.7	4	1996	39. Dave Moritz	41-605	14.8	3	1982
19. Derrell Johnson-Koulianos	45-750	16.7	2	2009	40. Alan Cross	55-600	10.9	5	1992
20. Derrell Johnson-Koulianos	46-745	16.2	10	2010	Jim Mauro	30-600	20.0	5	1986
21. Ed Hinkel	63-744	11.8	7	2004					

INDIVIDUAL SEASON BESTS

Total Offense (min. 1,600 yards)

Name	Rush	Pass	Total	TDR*	Year
1. Chuck Hartlieb	(-208)	3,738	3,530	18	1988
2. Chuck Long	(-125)	3,297	3,172	29	1985
3. James Vandenberg	61	3,022	3,083	28	2011
4. C.J. Beathard	237	2,809	3,046	23	2015
5. Ricky Stanzi	(-6)	3,004	2,998	27	2010
6. Brad Banks	423	2,573	2,996	31	2002
7. Chuck Hartlieb	(-159)	3,092	2,933	20	1987
8. Drew Tate	41	2,828	2,869	23	2005
9. Drew Tate	124	2,623	2,747	18	2006
10. Chuck Long	(-154)	2,871	2,717	26	1984
11. Drew Tate	(-76)	2,786	2,710	22	2004
12. Jake Rudock	176	2,436	2,612	19	2014
13. Jake Rudock	218	2,383	2,601	23	2013
14. Chuck Long	(-60)	2,601	2,541	19	1983
15. Matt Rodgers	140	2,275	2,415	18	1991
16. Matt Sherman	(-153)	2,546	2,393	15	1995
17. Ricky Stanzi	(-31)	2,417	2,386	17	2009
18. Matt Rodgers	64	2,228	2,292	24	1990
19. Jake Christensen	0	2,269	2,269	18	2007
20. James Vandenberg	16	2,249	2,265	11	2012
21. Nathan Chandler	138	2,040	2,178	24	2003
22. Matt Rodgers	(-74)	2,222	2,148	14	1989
23. Kyle McCann	78	2,028	2,106	19	2001
24. Larry Lawrence	406	1,680	2,086	15	1969
25. Gary Snook	(-18)	2,062	2,044	15	1964
26. Ricky Stanzi	20	1,956	1,976	14	2008
27. C.J. Beathard	(-13)	1,929	1,916	19	2016
28. Paul Burmeister	(-257)	2,152	1,895	13	1993
Shonn Greene	1,850	0	1,850	20	2008
30. Chuck Long	121	1,678	1,799	15	1982
31. Matt Sherman	(-186)	1,918	1,732	13	1996
32. Tavian Banks	1,691	0	1,691	17	1997
33. Jim Hartlieb	60	1,579	1,639	14	1992

*TDR -- touchdowns responsible for

Scoring (min. 70 points)

Name	Points	TDs-PAT-FG	Year
1. Shonn Greene	120	20-0-0	2008
Nate Kaeding	120	0-57-21	2002
3. Tavian Banks	114	19-0-0	1997
4. Nate Kaeding	106	1-40-20	2003
5. Rob Houghtlin	105	0-48-19	1985
6. Rob Houghtlin	104	0-41-21	1987
7. Mark Weisman	96	16-0-0	2014
Dennis Mosley	96	16-0-0	1979
9. Marshall Koehn	95	0-47-16	2015
10. Kyle Schlicher	94	0-43-17	2005
11. Kyle Schlicher	92	0-29-21	2004
Sedrick Shaw	92	15-1-0	1995
13. Marcus Coker	90	15-0-0	2011
14. Mike Meyer	89	0-41-16	2013
Daniel Murray	89	0-32-19	2009
Tom Nichol	89	0-41-16	1984
17. Mike Meyer	86	0-44-14	2011
Tom Nichol	86	0-44-14	1983
19. Nate Kaeding	85	0-49-12	2001
Nick Bell	84	14-0-0	1990
21. Jeff Skillett	83	0-47-12	1990
22. Rob Houghtlin	81	0-39-14	1986
23. Akrum Wadley	78	13-0-0	2016
Jordan Canzeri	78	13-0-0	2015
Mike Saunders	78	13-0-0	1991
26. Mike Meyer	76	0-25-17	2012
27. Marshall Koehn	74	0-38-12	2014

Scoring (min. 70 points) - Continued

Name	Points	TDs-PAT-FG	Year
28. Mike Meyer	73	0-31-14	2010
29. Zach Bromert	72	0-51-7	1997
Ronnie Harmon	72	12-0-0	1984
Marvin McNutt, Jr.	72	12-0-0	2011
32. Kyle Schlicher	71	0-32-13	2006
33. Trent Mossbrucker	70	0-31-13	2008

Interceptions (min. 6 interceptions)

Name	No-Yards	Avg.	TDs	Year
1. Desmond King	8-118	14.8	1	2015
Lou King	8-62	7.8	0	1981
Nile Kinnick	8-52	6.5	0	1939
4. Kerry Burt	7-15	2.1	0	1987
Jay Norvell	7-93	13.3	0	1985
Steve Wilson	7-83	11.9	0	1967
7. Tyler Sash	6-203	33.8	1	2009
Jovon Johnson	6-81	13.5	0	2003
Damien Robinson	6-99	16.5	0	1996
Plez Atkins	6-96	16.2	2	1995
Mike Stoops	6-154	25.7	0	1983
Rod Sears	6-50	8.3	0	1976

Tackles (min. 115 tackles)

Name	Total	Solo-Ast	Year
1. Andre Jackson	171	83-88	1972
2. Abdul Hodge	158	98-60	2005
3. Chad Greenway	156	95-61	2005
4. Pat Angerer	145	48-97	2009
5. Abdul Hodge	141	84-57	2003
6. Dave Clement	140	75-65	1970
Jim Reilly	139	82-57	1988
Dave Simms	139	84-55	1971
9. Larry Station	138	81-57	1983
Tom Rusk	138	105-33	1977
11. Larry Station	137	85-52	1984
12. Matt Hughes	136	92-44	1996
13. Bobby Diaco	134	62-72	1995
14. Brad Quast	133	78-55	1988
15. Chad Greenway	132	78-54	2003
16. Mike Dailey	131	82-49	1993
17. Dave Brooks	130	75-55	1970
18. Mike Klinkenborg	129	61-68	2006
George Davis	129	82-47	1986
Larry Station	129	91-38	1985
21. Dan LaFleur	127	75-52	1973
22. Josey Jewell	126	62-64	2015
Vernon Rollins	126	77-49	1996
Dave Haight	126	81-45	1987
Andre Jackson	126	83-43	1975
26. Mel Cole	125	72-53	1980
27. Josey Jewell	124	58-66	2016
Anthony Hitchens	124	56-68	2012
Rod Barnhart	124	70-54	1967
30. Mike Humpal	123	46-77	2007
31. Bob Sanders	122	78-44	2001
Mike Phillips	119	77-42	1968
33. Dave Simms	117	63-54	1972
34. Cole Fisher	116	60-56	2015
Abdul Hodge	116	79-37	2004
Fred Barr	116	73-43	2001
Bobby Diaco	116	67-49	1994
Melvin Foster	116	38-78	1989
39. Dan LaFleur	115	74-41	1974

Rushing (min. 1,000 yards)

Name	Att-Yards	Avg.	TDs	Years
1. Sedrick Shaw	837-4,156	5.0	33	1993-96
2. Ladell Betts	831-3,686	4.4	25	1998-01
3. Albert Young	660-3,173	4.8	23	2004-07
4. Tavian Banks	505-2,977	5.9	33	1994-97
5. Fred Russell	514-2,760	5.4	17	2001-03
6. Mark Weisman	599-2,602	4.3	32	2012-14
7. Tony Stewart	532-2,562	4.8	17	1987-90
8. Owen Gill	489-2,556	5.2	22	1981-84
9. Ronnie Harmon	443-2,271	5.1	22	1982-85
10. Shonn Greene	376-2,228	5.9	22	2005-06, 08
11. Eddie Phillips	465-2,177	4.7	19	1980-83
12. Dennis Mosley	458-2,133	4.6	14	1976-79
13. Jordan Canzeri	390-2,073	5.3	14	2011, 2013-15
14. Marcus Coker	395-2,006	5.1	18	2010-2011
15. Levi Mitchell	425-1,927	4.5	10	1969-71
16. LeShun Daniels, Jr.	408-1,888	4.6	19	2013-2016
17. Adam Robinson	384-1,775	4.6	15	2009-10
18. Akrum Wadley	284-1,763	6.2	18	2014-pr.
19. Nick Bell	311-1,748	5.6	18	1988-90
20. Ed Podolak	407-1,710	4.2	14	1966-68
21. Bill Reichardt	384-1,665	4.3	6	1949-51
22. Jim Jensen	367-1,661	4.5	9	1972-75
23. David Hudson	340-1,629	4.8	24	1985-88
24. Tim Sullivan	357-1,584	4.4	15	1967-70
25. Rick Bayless	317-1,561	4.9	13	1984-87
26. Damian Sims	279-1,504	5.4	13	2004-07
27. Mike Saunders	309-1,476	4.8	16	1988-91
28. Ryan Terry	293-1,443	4.9	12	1992-94
29. Silas McKinnie	254-1,390	5.5	10	1965-67
30. Eddie Vincent	227-1,373	6.0	11	1953-55
31. Larry Ferguson	215-1,297	6.0	10	1959-62
32. Jerry Faske	223-1,240	5.6	9	1948-50
33. Jon Lazar	304-1,225	4.0	7	1975-78
34. Kevin Harmon	243-1,151	4.7	12	1984-87
35. Jermelle Lewis	226-1,150	5.1	10	2002-04
36. Bill Green	299-1,135	3.8	13	1939-41
37. Norm Granger	203-1,099	5.4	5	1980-83
38. Lew Montgomery	266-1,093	4.1	17	1989-92
39. Damon Bullock	290-1,074	3.7	4	2011-14
40. Marvin Lampkin	256-1,066	4.2	5	1989-92
41. Phil Blatcher	213-1,061	5.0	10	1978-81
Butch Caldwell	330-1,061	3.2	12	1972-76
43. George Rice	238-1,050	4.4	12	1951-53
44. George Broeder	256-1,025	4.0	7	1951-54
45. Bob Jeter	171-1,016	5.9	7	1957-59
46. Ray Jauch	177-1,010	5.7	6	1957-59
47. Mark Fetter	242-1,006	4.2	6	1972-75

NOTE: Players listed in boldface are current players.

Passing (min. 2,000 yards)

Name	Comp-Att	Pct.	Yards	TDs	Years
1. Chuck Long	782-1,203	.650	10,461	74	1981-85
2. Drew Tate	665-1,090	.610	8,292	61	2003-06
3. Ricky Stanzi	542-907	.598	7,377	56	2007-10
4. Chuck Hartlieb	512-802	.638	6,934	37	1986-88
5. Matt Rodgers	550-905	.608	6,725	41	1988-91
6. Matt Sherman	448-776	.577	6,399	43	1994-97
7. James Vandenberg	507-888	.571	5,786	35	2009-12
8. C.J. Beathard	454-782	.581	5,562	40	2013-16
9. Jake Rudock	417-691	.604	4,819	34	2012-14
10. Kyle McCann	357-603	.592	4,349	23	1998-01
11. Gary Snook	280-631	.443	3,738	20	1963-65
12. Brad Banks	213-362	.588	3,155	30	2001-02
13. Larry Lawrence	201-395	.509	2,987	17	1968-69
14. Jake Christensen	257-468	.549	2,950	21	2006-08
15. Paul Burmeister	242-419	.578	2,943	16	1990-93
16. Scott Mullen	229-428	.535	2,625	11	1997-00
17. Randy Duncan	186-328	.564	2,615	23	1956-58
18. Ed Podolak	172-398	.432	2,316	8	1966-68
19. Nathan Chandler	177-327	.541	2,201	19	2002-03
20. Phil Suess	175-325	.538	2,196	12	1977-80
21. Jim Hartlieb	181-291	.622	2,064	17	1989-92
22. Matt Szykowny	155-290	.534	2,038	14	1960-62
23. Randy Reiners	142-279	.509	2,008	16	1996-99

Receiving (min. 1,000 yards)

Name	No-Yards	Avg.	TDs	Years
1. Marvin McNutt, Jr.	170-2,861	16.8	28	2008-2011
2. D. Johnson-Koulianos	173-2,616	15.1	17	2007-10
3. Tim Dwight	139-2,271	16.3	21	1994-97
4. Danan Hughes	146-2,216	15.2	21	1989-92
5. Ronnie Harmon	146-2,045	14.0	10	1982-85
6. Kevin Kasper	157-1,974	12.6	11	1997-00
7. Dave Moritz	109-1,912	17.5	9	1980-83
8. Kahlil Hill	152-1,892	12.4	15	1998-01
9. Clinton Solomon	118-1,864	15.8	14	2002, 2004-05
10. Harold Jasper	107-1,863	17.4	8	1991-94
11. Quinn Early	106-1,845	17.4	13	1984-87
12. Marv Cook	126-1,825	14.5	6	1986-88
13. Kevonte Martin-Manley	174-1,799	10.3	12	2011-14
14. Travis Watkins	108-1,765	16.3	10	1986-89
15. Bill Happel	112-1,685	15.0	10	1982-85
16. Al Bream	114-1,642	14.4	7	1966-68
17. Ed Hinkel	135-1,588	11.8	15	2002-05
18. Maurice Brown	84-1,515	18.0	15	2000-03
19. Tevaun Smith	102-1,500	14.7	7	2012-15
20. Karl Noonan	102-1,478	14.5	4	1963-65
21. Keenan Davis	112-1,470	13.1	7	2009-12
22. Scott Chandler	117-1,467	12.5	10	2003-06
23. Robert Smith	69-1,438	20.8	16	1983-86
24. Andy Brodell	91-1,395	15.3	9	2005-08
25. Keith Chappelle	86-1,377	16.0	9	1979-80
26. Kerry Reardon	81-1,361	16.8	11	1968-70
27. Matt VandeBerg	106-1,302	12.3	8	2013-pr.
28. Dallas Clark	81-1,281	15.8	8	2001-02
29. Bill Schultz	57-1,272	22.3	9	1973-76
30. Scott Slutzker	95-1,261	13.3	5	1992-95
31. Alan Cross	96-1,259	13.1	8	1989-92
32. Mike Flagg	86-1,187	13.8	13	1984-87
33. Deven Harberts	66-1,170	17.7	8	1987-88
34. Jon Filloon	80-1,164	14.6	3	1988-91
35. Jim Gibbons	69-1,099	15.9	11	1955-57
36. Barry Crees	66-1,069	16.2	2	1966-68
37. Cloyd Webb	61-1,029	16.9	10	1961-63

Total Offense (min. 2,500 yards)

Name	Rush	Pass	Yards	Years
1. Chuck Long	(-207)	10,461	10,254	1981-85
2. Drew Tate	135	8,292	8,427	2003-06
3. Ricky Stanzi	(-4)	7,377	7,373	2007-10
4. Matt Rodgers	130	6,725	6,855	1988-81
5. Chuck Hartlieb	(-364)	6,934	6,570	1986-88
6. C.J. Beathard	429	5,562	5,991	2013-16
7. Matt Sherman	(-451)	6,399	5,948	1994-97
8. James Vandenberg	67	5,786	5,853	2009-12
9. Jake Rudock	394	4,819	5,213	2012-14
10. Kyle McCann	(-134)	4,349	4,215	1998-01
11. Sedrick Shaw	4,156	0	4,156	1993-96
12. Ed Podolak	1,710	2,316	4,026	1966-68
13. Gary Snook	79	3,738	3,817	1963-65
14. Brad Banks	574	3,155	3,729	2001-02
15. Ladell Betts	3,686	23	3,709	1998-01
16. Larry Lawrence	567	2,987	3,554	1968-69
17. Jake Christensen	27	2,950	2,977	2006-08
Tavian Banks	2,977	0	2,977	1994-97
19. Randy Duncan	104	2,615	2,719	1956-58
20. Butch Caldwell	1,061	1,651	2,712	1972-76
21. Scott Mullen	84	2,625	2,709	1997-00
22. Paul Burmeister	(-265)	2,943	2,678	1991-93
23. Tony Stewart	2,562	8	2,570	1987-90
24. Owen Gill	2,556	0	2,556	1981-84

All-Purpose Yards (min. 2,500 yards)

Name	Rush	Rec	PR	KR	Total	Year
1. Sedrick Shaw	4,225	438	0	380	5,043	1993-96
2. Ronnie Harmon	2,271	2,045	7	662	4,985	1982-85
3. Tim Dwight	322	2,271	1,102	1,195	4,890	1994-97
4. Ladell Betts	3,686	702	0	9	4,397	1998-01
5. D. Jn-Koulianos	65	2,616	0	1,575	4,256	2007-10
6. Tavian Banks	2,977	388	5	785	4,155	1994-97
7. Albert Young	3,173	703	0	245	4,121	2004-07
8. Kahlil Hill	9	1,892	556	1,509	3,966	1998-01
9. Danan Hughes	(-3)	2,216	0	1,161	3,374	1989-92
10. Tony Stewart	2,562	387	0	399	3,348	1991-94
11. Harold Jasper	0	1,863	532	938	3,333	1991-94
12. Levi Mitchell	1,927	459	0	881	3,267	1969-71
13. Fred Russell	2,760	45	0	337	3,142	2001-03
14. Owen Gill	2,544	475	0	0	3,019	1981-84
15. Marvin McNutt, Jr.	63	2,861	0	0	2,924	2008-11
16. Jordan Canzeri	2,073	420	0	258	2,751	2011, 13-15
17. Dennis Mosley	2,133	339	0	278	2,750	1976-79
18. Eddie Phillips	2,177	430	13	39	2,659	1980-83

Scoring (min. 100 points)

Name	Points	TDs-PAT-FG	Years
1. Nate Kaeding	373	1-166-67	2000-03
2. Mike Meyer	324	0-141-61	2010-13
3. Rob Houghtlin	290	0-128-54	1985-87
4. Tom Nichol	277	0-142-45	1981-84
5. Kyle Schlicher	260	0-107-51	2004-06
6. Tavian Banks	218	36-1-0	1994-97
Zach Bromert	218	0-140-26	1995-98
8. Sedrick Shaw	214	35-2-0	1993-96
Jeff Skillett	214	0-112-34	1988-91
10. Mark Weisman	198	33-0-0	2011-14
11. Tim Dwight	192	32-0-0	1994-97
Ronnie Harmon	192	32-0-0	1982-85
13. Marshall Koehn	170	0-86-28	2012-15
14. David Hudson	166	27-2-0	1985-88
15. Marvin McNutt, Jr.	168	28-0-0	2008-11
16. Ladell Betts	162	27-0-0	1998-01
17. Daniel Murray	158	0-59-33	2007-10
18. Albert Young	150	25-0-0	2004-07
19. Mike Saunders	144	24-0-0	1988-91
20. Akrum Wadley	132	22-0-0	2014-pr.
Nick Bell	132	22-0-0	1988-90
Owen Gill	132	22-0-0	1981-84
23. Danan Hughes	128	21-1-0	1989-92
24. George Rice	126	21-0-0	1951-53
25. Eddie Phillips	120	20-0-0	1980-83
26. Jordan Canzeri	119	17-0-0	2011, 13-15
27. LeShun Daniels, Jr.	116	19-1-0	2013-16
28. D. Johnson-Koulianos	114	19-0-0	2007-10
Shonn Greene	114	19-0-0	2005-06, 08
Kahlil Hill	114	19-0-0	1998-01
Tony Stewart	114	19-0-0	1987-90
32. Dennis Mosley	108	18-0-0	1976-79
Marcus Coker	108	18-0-0	2010-11
34. Nick Quartaro	106	0-55-17	1974-76
35. Ed Hinkel	102	17-0-0	2002-05
Fred Russell	102	17-0-0	2000-03
Lew Montgomery	102	17-0-0	1989-92
Robert Smith	102	17-0-0	1983-86
39. Wilburn Hollis	100	16-2-0	1959-61

Interceptions (min. 8 interceptions)

Name	No-Yards	Avg.	TDs	Years
1. Devon Mitchell	18-202	11.2	0	1982-85
Nile Kinnick	18-91	5.0	0	1937-39
3. Jovon Johnson	17-183	10.8	1	2002-05
4. Desmond King	14-231	16.5	3	2013-16
Damien Robinson	14-196	14.0	0	1993-96
6. Tyler Sash	13-392	30.2	1	2008-10
7. Brett Greenwood	12-83	6.9	0	2007-10
Steve Wilson	12-118	9.8	0	1966-68
Plez Atkins	11-153	13.9	2	1994-97
Brad Quast	11-217	19.7	1	1986-89
11. Tom Knight	10-237	23.7	3	1993-96
Merton Hanks	10-78	7.8	0	1987-90
Kerry Burt	10-46	4.6	0	1984-87
Lou King	10-90	9.0	0	1978-81
15. Mike Stoops	9-194	21.6	0	1981-84
Scott Plate	9-60	6.7	0	1990-93
Rod Sears	9-166	18.4	1	1975-77
Craig Clemons	9-23	2.6	0	1969-71
19. Micah Hyde	8-142	17.8	2	2009-12
Antwan Allen	8-78	9.8	0	2002-05
Tarig Holman	8-36	4.5	0	1996-99
Jason Olejniczak	8-43	5.4	1	1990-93
Nate Creer	8-60	7.5	0	1982-85
Bobby Stoops	8-80	10.0	0	1979-82
Jim Caldwell	8-68	8.5	0	1973-76
Rick Penney	8-100	12.5	0	1972-75

Tackles (min. 225 tackles)

Name	Total	Solo	Ast.	Years
1. Larry Station	492	308	184	1982-85
2. Andre Jackson	465	275	190	1972-75
3. Abdul Hodge	453	289	164	2002-05
4. Brad Quast	435	234	201	1986-89
5. Chad Greenway	416	252	164	2002-05
6. James Morris	400	180	220	2010-13
7. Fred Barr	376	217	159	1999-02
8. Tom Rusk	361	247	114	1975-78
9. Matt Hughes	354	206	148	1995-98
10. Bob Sanders	348	235	113	2000-03
11. Dave Haight	346	213	133	1985-88
12. Aaron Kampman	342	209	133	1998-01
13. Melvin Foster	337	155	182	1987-90
14. Bobby Diaco	334	175	159	1992-95
15. George Davis	330	216	114	1983-86
16. Christian Kirksey	315	151	164	2010-13
17. Mike Wells	313	185	128	1990-93
18. Josey Jewell	301	142	159	2014-pr.
Damien Robinson	291	183	108	1993-96
Jason Olejniczak	275	176	99	1990-93
21. Todd Simonsen	272	152	120	1979-81
22. Anthony Hitchens	270	125	145	2010-13
Rick Penney	270	178	92	1972-75
24. Jeremiha Hunter	269	87	182	2007-10
25. Pat Dean	266	170	96	1978-81
26. Rod Barnhart	264	165	99	1967-69
27. Desmond King	263	174	89	2013-16
28. John Derby	262	151	111	1988-91
29. Craig Clemons	261	182	79	1969-71
30. Jared DeVries	260	164	96	1995-98
31. Dave Simms	256	147	109	1971-72
32. Dave Bryant	253	181	72	1972-75
33. Pat Angerer	248	87	161	2006-09
Merton Hanks	248	166	82	1987-90

35. Dan LaFleur	247	152	95	1972-74
36. Jim Johnson	245	145	100	1987-90
37. Mel Cole	244	144	100	1978-81
38. Leven Weiss	240	158	82	1976-79
39. Micah Hyde	237	153	84	2009-12
Vernon Rollins	237	128	109	1995-97
41. Antwan Allen	235	174	61	2002-05
Kevin Spitzig	235	146	89	1980-84
43. Matt Kroul	234	84	150	2005-08
44. Dave Brooks	232	134	98	1969-70
John Harty	232	136	96	1977-80
46. Mark Bortz	231	126	105	1979-82
47. Bobby Stoops	230	129	101	1979-82
48. Brett Greenwood	229	117	112	2007-10
Roger Meyer	229	140	89	1998-01
50. Mitch King	228	123	105	2005-08
51. Mike Klinkenborg	224	104	120	2004-07
52. Tanner Miller	222	118	104	2010-13
Matt Bowen	222	142	80	1996-99
54. A.J. Edds	221	72	149	2006-09
Earl Douthitt	221	148	73	1972-74
56. Layne McDowell	220	136	84	1968-70
57. Matt Hilliard	219	126	93	1990-93
58. Tyler Sash	217	109	108	2008-10
59. Shanty Burks	215	151	64	1973-77
60. Colin Cole	213	138	75	1999-02
61. Jeff Drost	212	137	75	1983-86
62. Parker Wildeman	211	122	89	1991-94
63. Eddie Polly	209	120	89	1988-91
Jim Reilly	209	129	80	1985-88
65. Ed Miles	207	119	88	2003-06
Brian Wise	207	136	71	1988-91
67. Jon LaFleur	206	119	87	1994-97
68. Leroy Smith	203	141	62	1988-91
69. Miguel Merrick	202	142	60	2003-06
Mike Dailey	202	124	78	1990-93
71. Jordan Lomax	200	98	102	2012-15
Larry Blue	200	129	71	1989-93
Mike Dolezal	200	113	87	1998-01

NOTE: Players listed in boldface are current players.

Individual

Scoring

Points _____ 30 _____ by Mike Northington, Purdue, 11/3/73
 TDs _____ 5 _____ by Mike Northington, Purdue, 11/3/73
 PATs _____ 9 _____ by Jeff Skillett vs. Cincinnati, 9/15/90
 FGs _____ 5 _____ by David Fuess, Tulsa, 9/30/89

Rushing

Attempts _____ 48 _____ by Sean Glover, Indiana, 10/14/95
 Yards _____ 314 _____ by Tavian Banks vs. Tulsa, 9/13/97
 TDs _____ 5 _____ by Mike Northington, Purdue, 11/3/73

Passing

Attempts _____ 60 _____ by Scott Mullen vs. Indiana, 10/23/99
 _____ 60 _____ by Eric Hunter, Purdue, 11/17/90
 Completions _____ 37 _____ by Blake Powers, Indiana, 10/15/05
 Yards _____ 433 _____ by Gino Torretta, Miami (FL), 9/5/92
 TDs _____ 5 _____ by Chuck Long vs. Northern Illinois, 9/21/85
 _____ 5 _____ by Fred Riddle vs. Indiana, 10/12/63
 Interceptions _____ 7 _____ by Gary Snook vs. N. Carolina St., 11/20/65

Receiving

Catches _____ 14 _____ by Dan Bitson, Tulsa, 9/30/89
 Yards _____ 235 _____ by Dan Bitson, Tulsa, 9/30/89
 TDs _____ 4 _____ by Ed Hinkel vs. Minnesota, 11/19/05

Total Offense

Plays _____ 74 _____ by Scott Mullen vs. Indiana, 10/23/99
 Yards _____ 473 _____ by Scott Mullen vs. Indiana, 10/23/99
 *TDR _____ 5 _____ by Brad Banks vs. Northwestern, 11/2/02
 _____ 5 _____ by Chuck Long vs. Michigan State, 10/5/85
 _____ 5 _____ by Chuck Long vs. Northern Illinois, 9/21/85
 _____ 5 _____ by Mike Northington, Purdue, 11/3/73
 _____ 5 _____ by Fred Riddle vs. Indiana, 10/12/63

**indicates touchdowns responsible for*

Team

Scoring

Points _____ 70 _____ vs. Utah State, 9/28/57
 TDs _____ 10 _____ vs. Utah State, 9/28/57
 _____ 10 _____ vs. Texas-El Paso, 9/27/86
 PATs _____ 9 _____ vs. Cincinnati, 9/15/90
 FGs _____ 5 _____ by Tulsa, 9/30/89

Rushing

Attempts _____ 82 _____ vs. South Dakota, 10/5/40
 Yards _____ 595 _____ by Minnesota, 10/28/34
 TDs _____ 9 _____ vs. Cincinnati, 9/15/90

Passing

Attempts _____ 61 _____ vs. Indiana, 10/23/99
 Completions _____ 36 _____ vs. Indiana, 10/23/99
 Yards _____ 575 _____ vs. Northwestern, 10/8/83
 TDs _____ 6 _____ vs. Northern Illinois, 9/21/85
 Interceptions _____ 7 _____ vs. North Carolina State, 11/20/65

Total Offense

Plays _____ 104 _____ by Notre Dame, 10/5/68
 Yards _____ 713 _____ vs. Northwestern, 10/8/83

Miscellaneous

First Downs _____ 36 _____ vs. Washington State, 9/27/69
 Penalty Yards _____ 145 _____ by Notre Dame, 11/22/52

Longest Plays

Run _____ 96 _____ by Eddie Vincent vs. Purdue, 11/6/54
 Pass _____ 95 _____ by Brad Banks to Dallas Clark,
 vs. Purdue, 10/5/02
 Punt Return _____ 94 _____ by Bob Longley vs. Oregon, 10/29/49
 Kickoff Return _____ 100 _____ by Joe Williams vs.
 Notre Dame, 11/25/61
 Interception Return _____ 100 _____ by Rod Woodson, Purdue, 11/15/86
 Fumble Return _____ 84 _____ by Dayton Perry vs. Purdue, 10/22/60
 Blocked Punt Return _____ 66 _____ by Jim Walker vs. Wisconsin, 10/12/40
 Blocked FG Return _____ 87 _____ by LeVar Woods vs.
 Northern Illinois, 9/18/99
 Punt _____ 96 _____ by George O'Brien, Wisconsin, 10/18/52
 Field Goal _____ 57 _____ by Marshall Koehn
 vs. Pittsburgh, 9/19/15
 _____ 57 _____ by Lee Pistor, Arizona, 9/24/77

Rushing Offense

	Opponent	Att-Yds	TD	Date
1.	Minnesota	47-517	7	11-19-1983
2.	Washington State	65-464	6	9-27-1969
3.	Cincinnati	67-455	9	9-15-1990
4.	Wisconsin	69-439	5	11-8-1975
5.	Northwestern	49-431	6	11-9-1968
6.	California	55-429	5	1-1-1959
7.	Notre Dame	45-409	6	11-24-1956
8.	Tulsa	51-408	4	9-13-1997
9.	Michigan State	63-397	3	11-21-1981
10.	Washington State	51-396	7	10-3-1953

Passing Offense

	Opponent	Co-Att	Yds	TD	Date
1.	Northwestern	32-44	584	7	11-7-1987
2.	Northwestern	28-43	575	5	10-8-1983
3.	Indiana	44-62	558	3	10-29-1988
4.	Texas	30-40	469	6	12-26-1984
5.	Purdue	20-29	438	4	10-13-1984
6.	N.C. State	30-51	428	3	12-31-1988
7.	Indiana	36-61	426	0	10-23-1999
8.	Indiana	25-39	409	3	10-29-1983
9.	Northwestern	19-26	399	6	10-26-1985
10.	Pittsburgh	31-48	399	3	9-17-2011

Total Offense

	Opponent	Rush-Pass	Total	Date
1.	Northwestern	138-575	713	10-8-1983
2.	Washington State	464-232	696	9-27-1969
3.	Northwestern	90-584	674	11-7-1987
4.	Cincinnati	455-207	662	9-15-1990
5.	Northern Iowa	379-279	658	9-6-1997
	Indiana	249-409	658	10-29-1983
7.	Minnesota	517-139	656	11-19-1983
8.	Utah State	320-328	648	9-28-1957
9.	Northwestern	431-208	639	11-9-1968
10.	Tulsa	408-217	625	9-13-1997

Scoring Offense

	Opponent	Score	Date
1.	Northern Iowa	95-0	10-3-1914
2.	Coe	92-0	10-10-1908
3.	Iowa Wesleyan	91-0	11-1-1890
4.	Cornell	88-0	10-1-1904
5.	Northwestern	78-6	10-29-1913
6.	Cornell	76-0	10-15-1913
7.	Des Moines	72-0	11-11-1905
8.	Utah State	70-14	9-28-1957
9.	Texas-El Paso	69-7	9-27-1986
	Grinnell	69-0	11-12-1904

Rushing Defense

	Opponent	Att-Yds	TD	Date
1.	Purdue	17-(-73)	0	11-18-1989
2.	Drake	27-(-36)	0	9-14-1985
3.	Texas-El Paso	29-(-30)	0	9-27-1986
	Indiana	28-(-30)	0	10-12-1957
5.	Purdue	21-(-22)	1	11-17-1990
6.	Kansas State	31-(-21)	0	9-29-1951
7.	Wisconsin	20-(-18)	1	11-18-1995
8.	Kent State	19-(-13)	0	9-4-2004
	Indiana	27-(-13)	0	11-7-1992
10.	Iowa State	30-(-11)	0	9-6-1997
	Iowa State	30-(-11)	0	9-13-1986

Passing Defense

	Opponent	Co-Att	Yds	Int	Date
1.	Notre Dame	1-8	(-7)	3	10-23-1948
2.	Minnesota	0-4	0	0	10-21-1972
	Purdue	0-3	0	1	10-26-1968
	Ohio State	0-3	0	0	11-12-1955
	Kansas State	0-8	0	2	9-24-1955
	Nebraska	2-6	0	2	11-24-1945
	Wisconsin	0-5	0	1	11-3-1945
	Notre Dame	0-1	0	0	10-27-1945
	Great Lakes	0-4	0	0	10-3-1942
	Michigan	0-4	0	0	10-4-1941

Total Defense

	Opponent	Rush-Pass	Total	Date
1.	Northwestern	19-30	49	10-6-1984
2.	Kansas State	67-0	67	9-24-1955
3.	Kansas State	(-21)-89	68	9-29-1951
4.	Cincinnati	23-46	69	9-15-1990
5.	N. Dakota St.	40-36	76	9-21-1946
6.	Northwestern	6-72	78	10-3-1981
	Hawaii	67-11	78	10-20-1956
8.	Wisconsin	36-46	82	10-12-1991
9.	Kansas State	11-70	81	10-31-1959
	Minnesota	59-22	81	11-14-1953

Scoring Defense

0, on 51 occasions (last at Illinois, 11/19/2016)

Rushing Offense

	Year	G	Att-Yards	TDs	Avg/G
1.	1960	9	439-2,284	29	253.8
2.	1968	10	530-2,528	32	252.8
3.	1957	9	453-2,170	27	241.1
4.	1959	9	440-2,151	24	239.0
5.	1953	9	456-2,147	21	238.6
6.	1954	9	442-2,083	25	231.4
7.	1990	12	577-2,699	38	224.9
8.	1994	11	474-2,431	26	221.0
9.	1975	11	559-2,406	18	218.7
10.	1997	12	552-2,604	25	217.0

Passing Offense

	Year	G	Co-Att	Yards	Avg/G
1.	1985	12	276-420	3,611	300.9
2.	1987	13	276-448	3,796	292.0
3.	1988	13	290-470	3,752	288.6
4.	1983	12	194-346	3,239	269.9
5.	2005	12	245-404	3,093	257.8
6.	2004	12	239-385	2,881	240.1
7.	2006	13	248-423	3,118	239.8
8.	2014	13	265-437	3,081	237.0
9.	1964	9	154-321	2,125	236.1
10.	1984	13	226-348	3,053	234.8
	2011	13	240-412	3,052	234.8

Total Offense

	Year	G	Rush-Pass	Total	Avg/G
1.	1983	12	2,408-3,239	5,647	470.6
2.	1985	12	1,896-3,611	5,507	458.9
3.	1968	10	2,528-1,876	4,404	440.4
4.	2005	12	2,096-3,093	5,189	432.4
5.	1990	12	2,699-2,456	5,155	429.6
	1987	13	1,789-3,796	5,585	429.6
7.	2002	13	2,784-2,734	5,518	424.5
8.	1969	10	2,155-2,088	4,243	424.3
9.	1988	13	1,741-3,752	5,493	422.5
10.	1995	12	2,398-2,613	5,011	417.6

Scoring Offense (since 1940)

	Year	G	Pts	Avg/G
1.	2002	13	484	37.2
2.	1985	12	440	36.7
3.	1990	12	427	35.6
4.	1997	12	411	34.3
5.	2001	12	391	32.6
	1986	12	391	32.6
7.	1968	10	322	32.2
8.	1983	12	380	31.7
9.	2015	14	433	30.9
10.	1995	12	368	30.7

Rushing Defense

	Year	G	Att-Yards	TDs	Avg/G
1.	1981	12	421-956	7	79.7
2.	2002	13	416-1065	17	81.9
3.	2004	12	392-1,110	8	92.5
4.	2003	13	480-1,205	10	92.7
5.	2008	12	383-1,179	7	98.2
6.	1984	13	474-1,308	7	100.6
7.	2010	13	407-1,320	13	101.5
8.	1986	12	461-1,246	9	103.8
9.	1990	12	432-1,317	16	109.8
10.	1957	9	372-1,014	12	112.7

Passing Defense

	Year	G	Co-Att	Yards	Avg/G
1.	1973	11	48-107	716	65.1
2.	1946	9	47-106	490	65.5
3.	1974	11	50-130	723	65.7
4.	1947	9	54-135	626	69.6
5.	1948	9	44-115	780	86.7
6.	1972	11	78-172	989	89.9
7.	1960	9	71-149	827	91.9
8.	1961	9	59-154	858	95.3
9.	1956	10	74-153	913	101.4
10.	1976	11	90-204	1,151	104.6

Total Defense

	Year	G	Rush-Pass	Total	Avg/G
1.	1946	9	1,217-590	1,806	200.7
2.	1957	9	1,014-967	1,981	220.1
3.	1956	10	1,285-783	2,068	229.8
4.	1981	12	956-1,834	2,790	232.5
5.	1959	9	1,037-1,098	2,135	237.2
6.	1953	9	1,050-1,208	2,528	250.9
7.	1960	9	1,492-827	2,319	257.7
8.	1950	9	1,242-1,107	2,349	261.0
9.	1961	9	1,493-858	2,351	261.2
10.	1962	9	1,308-1,057	2,365	262.8
10.	1962	9	1,308-1,057	2,365	262.8

Scoring Defense (since 1940)

	Year	G	Pts	Avg/G
1.	1956	10	84	8.4
2.	1953	9	91	10.1
3.	1946	9	92	10.2
4.	1959	9	100	11.1
5.	1960	9	108	12.0
6.	1940	8	98	12.3
	1941	8	99	12.3
8.	1957	9	112	12.4
9.	2008	13	169	13.0
	1981	12	157	13.0

Rushing
(ranked according to net yards gained)

Year	Player	Att-Yds	TDs
1933	Dick Crayne	161-655	7
1934	Dick Crayne	128-432	7
1935	Ozzie Simmons	113-580	5
1936	Ozzie Simmons	98-592	5
1937	Nile Kinnick	95-214	2
1938	Jerry Niles	51-176	2
1939	Nile Kinnick	106-374	5
1940	Bill Green	115-483	5
1941	Bill Green	114-420	5
1942	Charles Uknes	84-445	4
1943	Bill Gallagher	72-314	2
1944	Bill Kersten	106-301	1
1945	Arthur Johnson	65-290	2
1946	Bob Smith	109-503	4
1947	Bob Smith	110-395	5
1948	Jerry Faske	73-491	2
1949	Ralph Doran	53-342	4
1950	Bill Reichardt	138-585	0
1951	Bill Reichardt	178-737	2
1952	George Broeder	86-311	3
1953	George Broeder	96-410	3
1954	Eddie Vincent	95-618	5
1955	Eddie Vincent	73-381	5
1956	Ken Ploen	86-487	6
1957	Collins Hagler	67-456	3
1958	Ray Jauch	76-524	2
1959	Bob Jeter	108-609	4
1960	Larry Ferguson	90-665	6
1961	Bill Perkins	62-380	2
1962	Larry Ferguson	113-547	3
1963	Bobby Grier	98-406	0
1964	Dalton Kimble	68-284	6
1965	Silas McKinnie	89-286	0
1966	Silas McKinnie	124-516	1
1967	Silas McKinnie	166-588	9
1968	Ed Podolak	154-937	8
1969	Steve Penney	102-484	1
1970	Levi Mitchell	205-900	3
1971	Levi Mitchell	149-623	3
1972	Dave Harris	136-621	4
1973	Jim Jensen	111-509	5
1974	Jim Jensen	163-659	1
1975	Dave Schick	90-482	2
1976	Jon Lazar	95-392	3
1977	Jon Lazar	100-411	3
1978	Jon Lazar	108-423	1
1979	Dennis Mosley	270-1,267	12
1980	Jeff Brown	132-673	1
1981	Phil Blatcher	145-708	8
1982	Eddie Phillips	166-806	5
1983	Owen Gill	129-798	10
1984	Owen Gill	199-920	4
1985	Ronnie Harmon	223-1,166	9
1986	Rick Bayless	216-1,150	10
1987	Kevin Harmon	151-715	6
1988	Tony Stewart	215-1,036	8
1989	Nick Bell	117-603	4
1990	Nick Bell	166-1,009	12
1991	Mike Saunders	216-1,022	10

Year	Player	Att-Yds	TDs
1992	Marvin Lampkin	171-653	2
1993	Ryan Terry	157-664	5
1994	Sedrick Shaw	170-1,002	7
1995	Sedrick Shaw	316-1,477	15
1996	Sedrick Shaw	224-1,116	9
1997	Tavian Banks	260-1,691	17
1998	Ladell Betts	188-679	5
1999	Ladell Betts	189-857	5
2000	Ladell Betts	232-1,090	5
2001	Ladell Betts	222-1,060	10
2002	Fred Russell	220-1,264	9
2003	Fred Russell	282-1,355	7
2004	Sam Brownlee	94-227	0
2005	Albert Young	249-1,334	8
2006	Albert Young	178-779	7
2007	Albert Young	206-968	6
2008	Shonn Greene	307-1,850	20
2009	Adam Robinson	181-834	5
2010	Adam Robinson	203-941	10
2011	Marcus Coker	281-1,384	15
2012	Mark Weisman	159-815	8
2013	Mark Weisman	227-975	8
2014	Mark Weisman	213-812	16
2015	Jordan Canzeri	183-984	12
2016	Akrum Wadley	168-1081	10

Passing
(ranked according to yards gained)

Year	Player	Com-Att	Yards
1943	Roger Stephens	12	231
1944	Dick Woodard	11	128
1945	Jerry Niles	63	889
1946	Emlen Tunnell	28-58	228
1947	Al DiMarco	49-100	644
1948	Al DiMarco	64-161	1,105
1949	Glenn Drahn	51-145	735
1950	Glenn Drahn	55-168	835
1951	Burt Britzmann	68-150	942
1952	Burt Britzmann	37-94	515
1953	Lou Matykiewicz	18-44	234
1954	Jerry Reichow	34-73	386
1955	Jerry Reichow	48-88	722
1956	Ken Ploen	33-64	386
1957	Randy Duncan	70-119	1,124
1958	Randy Duncan	106-179	1,397
1959	Olen Treadway	86-147	1,014
1960	Wilburn Hollis	22-62	289
1961	Matt Szykowny	79-120	1,078
1962	Matt Szykowny	59-115	737
1963	Gary Snook	34-90	667
1964	Gary Snook	151-311	2,062
1965	Gary Snook	95-230	1,009
1966	Ed Podolak	77-191	1,041
1967	Ed Podolak	79-162	1,014
1968	Larry Lawrence	88-156	1,307
1969	Larry Lawrence	113-239	1,680
1970	Roy Bash	32-70	473
1971	Frank Sunderman	109-235	1,297
1972	Kyle Skogman	24-57	356
1973	Butch Caldwell	36-99	549
1974	Rob Fick	79-165	1,059

Year	Player	Com-Att	Yards
1975	Tom McLaughlin	23-87	358
1976	Butch Caldwell	37-101	616
1977	Tom McLaughlin	78-152	1,081
1978	Jeff Green	41-103	556
1979	Phil Suess	88-159	1,165
1980	Phil Suess	87-166	1,031
1981	Gordy Bohannon	72-142	999
1982	Chuck Long	148-227	1,678
1983	Chuck Long	157-265	2,601
1984	Chuck Long	216-322	2,871
1985	Chuck Long	260-388	3,297
1986	Mark Vlasic	108-180	1,456
1987	Chuck Hartlieb	217-334	3,092
1988	Chuck Hartlieb	288-460	3,738
1989	Matt Rodgers	178-312	2,222
1990	Matt Rodgers	187-310	2,228
1991	Matt Rodgers	185-283	2,275
1992	Jim Hartlieb	144-226	1,579
1993	Paul Burmeister	184-309	2,152
1994	Ryan Driscoll	78-154	1,018
1995	Matt Sherman	170-295	2,546
1996	Matt Sherman	154-264	1,918
1997	Matt Sherman	82-158	1,199
1998	Kyle McCann	86-159	1,179
1999	Scott Mullen	126-226	1,415
2000	Scott Mullen	74-141	877
2001	Kyle McCann	167-252	2,028
2002	Brad Banks	170-294	2,573
2003	Nathan Chandler	165-307	2,040
2004	Drew Tate	233-375	2,786
2005	Drew Tate	219-352	2,828
2006	Drew Tate	207-352	2,623
2007	Jake Christensen	198-370	2,269
2008	Ricky Stanzi	150-254	1,956
2009	Ricky Stanzi	171-304	2,417
2010	Ricky Stanzi	221-345	3,004
2011	James Vandenberg	237-404	3,022
2012	James Vandenberg	223-389	2,249
2013	Jake Rudock	204-306	2,383
2014	Jake Rudock	213-345	2,436
2015	C.J. Beathard	223-362	2,809
2016	C.J. Beathard	170-301	1,929

Note: Players listed in boldface are current players.

Receiving

(ranked according to yards gained)

Year	Player	No-Yds	TDs
1943	Bill Barbour	10-179	1
1944	John Stewart	7-46	1
1945	Harold Loehlein	11-165	1
1946	Dick Hoerner	6-72	0
1947	Emlen Tunnell	12-262	4
1948	Bob McKenzie	22-382	0
1949	Bob McKenzie	22-313	5
1950	Bill Reichardt	11-95	0
1951	Fred Ruck	25-274	2
1952	Dan McBride	29-448	3
1953	Frank Gilliam	12-71	2
1954	Frank Gilliam	15-223	1
1955	Jim Gibbons	16-257	3
1956	Jim Gibbons	17-255	4
1957	Jim Gibbons	36-587	4
1958	Don Norton	25-374	4
1959	Don Norton	30-428	4
1960	Felton Rogers	8-96	0
1961	Cloyd Webb	25-425	4
1962	Paul Krause	16-214	1
1963	Cloyd Webb	24-424	4
1964	Karl Noonan	59-933	4
1965	Karl Noonan	43-545	0
1966	Al Bream	30-418	1
1967	Al Bream	55-703	5
1968	Ray Manning	35-426	5
1969	Kerry Reardon	43-738	2
1970	Kerry Reardon	27-438	2
1971	Dave Triplett	28-426	3
1972	Brian Rollins	29-378	2
1973	Brian Rollins	33-408	1
1974	Bill Schultz	25-432	1
1975	Bill Schultz	8-238	2
1976	Tom Grine	12-195	0
1977	Mike Brady	26-357	0
1978	Jon Lazar	18-72	1
1979	Brad Reid	25-290	0
1980	Keith Chappelle	64-1,037	6
1981	Jeff Brown	20-301	2
1982	Dave Moritz	41-605	3
1983	Dave Moritz	50-912	5
1984	Bill Happel	47-632	3
1985	Ronnie Harmon	60-699	1
1986	Jim Mauro	30-600	5
1987	Quinn Early	63-1,004	10
1988	Marv Cook	63-767	3
1989	Travis Watkins	36-583	4
1990	Danan Hughes	29-410	5
1991	Danan Hughes	43-757	8
1992	Alan Cross	55-640	5
1993	Harold Jasper	38-641	2
1994	Harold Jasper	33-621	2
1995	Tim Dwight	46-816	9
1996	Tim Dwight	51-751	4
1997	Tim Dwight	42-704	8
1998	Kahlil Hill	35-432	2
1999	Kevin Kasper	60-664	3
2000	Kevin Kasper	82-1,010	7
2001	Kahlil Hill	59-841	8

Year	Player	No-Yds	TDs
2002	Maurice Brown	48-966	11
2003	Maurice Brown	33-507	4
2004	Clinton Solomon	63-905	6
2005	Clinton Solomon	46-800	7
2006	Andy Brodell	39-724	5
2007	D. Johnson-Koulianos	38-482	2
2008	D. Johnson-Koulianos	44-639	3
2009	D. Johnson-Koulianos	45-750	2
2010	Marvin McNutt, Jr.	53-861	8
2011	Marvin McNutt, Jr.	82-1,315	12
2012	K. Martin-Manley	52-571	2
	Keenan Davis	47-571	1
2013	K. Martin-Manley	40-388	5
2014	Tevaun Smith	43-596	3
2015	Matt VandeBerg	65-703	4
2016	Riley McCarron	42-517	4

Scoring

(ranked according to points scored)

Year	Player	TD-FG-PAT	Pts
1933	Dick Crayne	7-0-0	42
1934	Dick Crayne	7-0-0	42
1935	Dick Crayne	3-6-2	38
1936	Ozzie Simmons	5-0-0	30
1937	Nile Kinnick	2-0-0	12
1938	Jerry Niles	2-0-4	16
1939	Nile Kinnick	5-0-11	41
1940	Bill Green	5-0-0	30
1941	Bill Green	5-0-0	30
1942	Bill Burkett	5-0-0	30
1943	Roger Stephens	4-0-0	24
1944	Nelson Smith	3-0-0	18
1945	Art Johnson	3-0-0	18
1946	Bob Sullivan	2-1-10	25
1947	Bob Smith	5-0-0	30
1948	Jack Dittmer	5-0-0	30
1949	Bill Reichardt	4-0-20	44
1950	Jerry Faske	4-0-0	24
1951	George Rice	9-0-0	54
1952	George Broeder	3-0-0	18
	Dan McBride	3-0-0	18
1953	George Rice	10-0-0	60
1954	Earl Smith	11-0-0	66
1955	Eddie Vincent	5-0-0	30
1956	Ken Ploen	6-0-2	38
1957	Bob Prescott	3-1-21	42
1958	Willie Fleming	11-0-0	66
1959	Don Horn	7-0-0	42
1960	Wilburn Hollis	11-0-1	68
1961	Joe Williams	9-0-0	54
1962	Larry Ferguson	3-0-0	18
1963	Paul Krause	6-0-0	36
1964	Dalton Kimble	8-0-0	48
1965	Bob Anderson	0-6-10	28
1966	Bob Anderson	0-5-9	24
1967	Silas McKinnie	9-0-1	56
1968	Larry Lawrence	10-0-0	60
1969	Alan Schuette	0-7-24	45
1970	Tim Sullivan	6-0-0	36
1971	Harry Kokolus	0-4-13	25

Year	Player	TD-FG-PAT	Pts
1972	Dave Harris	4-0-0	24
	Frank Holmes	4-0-0	24
1973	Jim Jensen	6-0-4	40
1974	Rod Wellington	5-0-0	30
1975	Nick Quartaro	0-7-19	40
1976	Nick Quartaro	0-7-18	39
1977	Dave Holsclaw	0-9-12	39
1978	Brad Reid	6-0-0	36
1979	Dennis Mosley	16-0-0	96
1980	Keith Chappelle	6-0-0	36
1981	Tom Nichol	0-11-26	59
1982	Tom Nichol	0-4-31	43
1983	Tom Nichol	0-14-44	86
1984	Tom Nichol	0-16-41	89
1985	Rob Houghtlin	0-19-48	105
1986	Rob Houghtlin	0-14-39	81
1987	Rob Houghtlin	0-21-41	104
1988	Jeff Skillett	0-11-31	64
1989	George Murphy	0-4-23	35
1990	Nick Bell	14-0-0	84
1991	Mike Saunders	13-0-0	78
1992	Danan Hughes	6-0-1	38
1993	Todd Romano	0-19-10	49
1994	Kent Kahl	9-0-0	54
1995	Sedrick Shaw	15-0-1	92
1996	Tavian Banks	10-0-1	62
1997	Tavian Banks	19-0-0	114
1998	Ladell Betts	5-0-0	30
	Zach Bromert	0-18-4	30
	Kahlil Hill	5-0-0	30
1999	Tim Douglas	0-6-19	37
2000	Nate Kaeding	0-14-20	62
2001	Nate Kaeding	0-12-49	85
2002	Nate Kaeding	0-21-57	120
2003	Nate Kaeding	1-20-40	106
2004	Kyle Schlicher	0-21-29	92
2005	Kyle Schlicher	0-17-43	94
2006	Kyle Schlicher	0-13-32	71
2007	Albert Young	7-0-0	42
2008	Shonn Greene	20-0-0	120
2009	Daniel Murray	0-19-32	89
2010	Mike Meyer	0-14-31	73
2011	Marcus Coker	15-0-0	90
2012	Mike Meyer	0-17-25	76
2013	Mike Meyer	0-16-41	89
2014	Mark Weisman	16-0-0	96
2015	Marshall Koehn	0-16-47	95
2016	Akrum Wadley	13-0-0	78

Interceptions
(ranked according to number)

Year	Player	No-Yards	Avg
1954	_Jerry Reichow	2-0	0.0
1955	_Jerry Reichow	3-10	3.3
1956	_Bill Happel	4-94	23.5
1957	_Collins Hagler	4-29	7.3
1958	_Don Horn	4-15	3.8
1959	_Ray Jauch	3-68	22.7
1960	_Bernie Wyatt	3-0	0.0
1961	_not available		
1962	_not available		
1963	_not available		
1964	_Ivory McDowell	4-14	3.5
1965	_not available		
1966	_Dick Gibbs	5-68	13.6
1967	_Steve Wilson	7-83	11.9
1968	_Steve Wilson	5-35	7.0
1969	_Chris Hamilton	3-34	11.3
1970	_Craig Clemons	3-0	0.0
1971	_Craig Clemons	4-23	5.8
1972	_Rick Penney	5-77	15.4
1973	_Earl Douthitt	2-47	23.5
1974	_Jim Caldwell	2-27	13.5
1975	_Bob Elliott	2-0	0.0
1976	_Rod Sears	6-50	8.3
1977	_Rod Sears	3-116	38.7
1978	_Dave Becker	3-12	4.0
1979	_Kent Ellis	3-67	22.3
	_Bobby Stoops	3-16	5.3
1980	_Tracy Crocker	3-62	20.7
1981	_Lou King	8-62	7.8
1982	_Bobby Stoops	4-42	10.5
1983	_Mike Stoops	6-154	25.7
1984	_Devon Mitchell	5-110	22.0
1985	_Jay Norvell	7-93	13.3
1986	_Keaton Smiley	5-45	9.0
1987	_Kerry Burt	7-15	2.1
1988	_Brad Quast	4-151	37.8
	_Tork Hook	4-37	9.3
1989	_Brad Quast	4-34	8.5
1990	_Merton Hanks	4-27	6.8

Year	Player	No-Yards	Avg
1991	_Carlos James	2-30	15.0
	_Gary Clark	2-5	2.5
	_Scott Plate	2-4	2.0
	_Eddie Polly	2-3	1.5
1992	_Carlos James	4-61	15.3
1993	_Scott Plate	5-56	11.2
1994	_Marquis Porter	3-32	10.7
1995	_Plez Atkins	6-97	16.2
1996	_Damien Robinson	6-99	16.5
1997	_Eric Thigpen	3-30	10.0
1998	_Tarig Holman	3-0	0.0
	_Eric Thigpen	3-17	5.7
1999	_Tarig Holman	3-30	10.0
2000	_Ryan Hansen	3-58	19.3
2001	_Bob Sanders	4-24	6.0
2002	_Derek Pagel	4-89	22.2
	_Jovon Johnson	4-71	17.8
2003	_Jovon Johnson	6-81	13.5
2004	_Antwan Allen	4-54	13.5
	_Jovon Johnson	4-13	3.3
2005	_Jovon Johnson	3-18	6.0
	_Adam Shada	3-9	3.0
2006	_Adam Shada	3-113	37.7
	_Miguel Merrick	3-7	2.3
	_Mike Humpal	3-0	0.0
2007	_Charles Godfrey	5-33	6.6
2008	_Tyler Sash	5-147	29.4
	_Pat Angerer	5-134	6.8
2009	_Tyler Sash	6-203	33.8
2010	_Brett Greenwood	5-23	4.6
2011	_Tanner Miller	3-114	38.0
	_Micah Hyde	3-0	0.0
2012	_Christian Kirksey	2-86	43.0
	_Tom Donatell	2-18	9.0
	_Greg Castillo	2-2	1.0
2013	_James Morris	4-29	7.3
2014	_Desmond King	3-72	24.0
	_John Lowdermilk	3-48	16.0
2015	_Desmond King	8-118	14.8
2016	_Desmond King	3-41	13.7
	Brandon Snyder	3-5	1.7

Tackles
(ranked according to total tackles)

Year	Player	Solo-At	Total
1966	_Dave Moreland	60-34	94
1967	_Rod Barnhart	74-50	124
1968	_Mike Phillips	77-42	119
1969	_Dave Brooks	59-43	102
1970	_Dave Clement	75-65	140
1971	_Dave Simms	84-55	139
1972	_Andre Jackson	83-88	171
1973	_Dan LeFleur	75-52	127
1974	_Dan LeFleur	74-41	115
1975	_Andre Jackson	83-43	126
1976	_Tom Rusk	71-43	114
1977	_Tom Rusk	105-33	138
1978	_Tom Rusk	68-38	106
1979	_Leven Weiss	72-40	112
1980	_Mel Cole	72-53	125
1981	_Mel Cole	56-38	94
1982	_Larry Station	51-37	88
1983	_Larry Station	81-57	138
1984	_Larry Station	85-52	137
1985	_Larry Station	91-38	129
1986	_George Davis	82-47	129
1987	_Dave Haight	81-45	126
1988	_Jim Reilly	82-57	139
1989	_Melvin Foster	38-78	116
1990	_Melvin Foster	56-51	107
1991	_John Derby	69-38	107
1992	_Jason Olejniczak	46-53	99
1993	_Mike Dailey	82-49	131
1994	_Bobby Diaco	67-49	116
1995	_Bobby Diaco	62-72	134
1996	_Matt Hughes	92-44	136
1997	_Matt Hughes	60-50	110
1998	_Matt Bowen	54-38	92
1999	_Matt Bowen	76-33	109
2000	_LeVar Woods	58-39	97
2001	_Bob Sanders	78-44	122
2002	_Fred Barr	58-56	114
2003	_Abdul Hodge	84-57	141
2004	_Abdul Hodge	79-37	116
2005	_Abdul Hodge	98-60	158
2006	_Mike Klinkenborg	61-68	129
2007	_Mike Klinkenborg	46-77	123
2008	_Pat Angerer	45-62	107
2009	_Pat Angerer	48-97	145
2010	_Jeremiha Hunter	29-61	90
2011	_James Morris	52-58	110
	_Christian Kirksey	62-48	110
2012	_Anthony Hitchens	56-68	124
2013	_Anthony Hitchens	54-58	112
2014	_John Lowdermilk	58-45	103
2015	Josey Jewell	62-64	126
2016	Josey Jewell	58-66	124

Note: Players listed in boldface are current players.

Quarterback Sacks

Yr.	Player	Sacks-Yds.
1986	Dave Haight	7-51
1987	Mike Burke	3-18
1988	Joe Mott	9-69
1989	Jim Johnson	12-70
	Rod Davis	7-35
1990	Matt Ruhland	7-65
1991	Leroy Smith	18-101
1992	Larry Blue	10-72
1993	Larry Blue	11-73
1994	Parker Wildeman	10-67
	Bill Ennis-Inge	12-76
1995	Jared DeVries	12-92
1996	Jared DeVries	13-104
1997	Jared DeVries	8-85
1998	Jared DeVries	10-69
1999	Scott Pospisil	6-26
2000	Derrick Pickens	7-26
2001	Aaron Kampman	9-34
2002	Matt Roth	10-54
2003	Matt Roth	12-83
2004	Jonathan Babineaux	11-63
2005	Kenny Iwebema	7-38
2006	Bryan Mattison	6. 5-57
2007	Bryan Mattison	9. 0-54
2008	Mitch King	4. 0-37
2009	Adrian Clayborn	11. 5-87
2010	Karl Klug	5. 5-47
2011	Mike Daniels	9-53
2012	Joe Gaglione	5. 0-24
2013	James Morris	8.0-47
2014	Drew Ott	8.0-41
2015	Nate Meier	7.0-44
2016	Jaleel Johnson	7.5-50

Tackles For Loss

Yr.	Player	Tackles-Yds.
1967	Greg Allison	13-37
1968	William Bevil	2-15 *
	Daniel McDonald	2-7 *
	Layne McDowell	2-14 *
1969	Daniel McDonald	7-52 *
1970	Jerry Nelson	7-53 *
1971	Craig Clemons	3-8 *
	Richard Solomon	3-5 *
	Harry Young	3-6 *
1972	Dan Dickel	5-30 *
1973	Dan Dickel	11-39
1974	Lynn Heil	10-32
1975	Dave Bryant	15-58
1976	Doug Benschoter	6-18
1977	Jim Molini	10-69
	Steve Vazquez	9-38
1978	Dave Becker	9-40
1979	Bryan Skradis	7-33
1980	Andre Tippett	20-153
1981	Andre Tippett	14-77
1982	Mark Bortz	10-50
1983	Tony Wancket	16-81
1984	Vernon Little	13-81
	Jeff Drost	15-65
1985	Larry Station	15-59
	Jeff Drost	11-67
1986	Dave Haight	11-53
1987	Dave Haight	14-50
1988	Joe Mott	21-79
1989	Jim Johnson	21-111
1990	Rod Davis	12-41
1991	Leroy Smith	22-119
1992	Mike Wells	17-62

Yr.	Player	Tackles-Yds.
1993	Mike Wells	17-70
1994	Parker Wildeman	17-77
1995	Jared DeVries	19-104
1996	Jared DeVries	22-133
1997	Jared DeVries	19-81
1998	Jared DeVries	19-91
1999	Scott Pospisil	9-34
2000	Jerry Montgomery	11-31
2001	Aaron Kampman	17-54
2002	Colin Cole	18-61
2003	Jovon Johnson	16-92
2004	Jonathan Babineaux	25-93
2005	Abdul Hodge	11-27
2006	Mitch King	12-49
2007	Bryan Mattison	9. 0-54
2008	Mitch King	4. 0-37
2009	Adrian Clayborn	20. 0-107
2010	Karl Klug	13. 0-67
2011	Mike Daniels	13. 5-63
2012	James Morris	9. 0-40
	Joe Gaglione	9. 0-32
2013	James Morris	18.0-68
2014	Drew Ott	12.0-54
2015	Nate Meier	10.5-52
2016	Jaleel Johnson	10.0-54

* - not all games included

Run

- 96 ___ Eddie Vincent vs. Purdue, 11/6/1954
 92 ___ Royce Mix vs. Illinois, 11/25/1972
 91 ___ Larry Ferguson vs. Ohio State, 11/12/1960
 89 ___ Tavian Banks vs. Iowa State, 9/14/1996
 87 ___ Rick Bayless vs. Northern Illinois, 9/20/1986
 87 ___ Ed Podolak vs. Northwestern, 10/22/1966
 86 ___ Ronnie Harmon vs. Iowa State, 9/8/1984
 85 ___ Larry Ferguson vs. Oregon State, 9/24/1960
 82 ___ Tavian Banks vs. Iowa State, 9/20/1997
 82 ___ Tom Smith vs. Washington State, 9/27/1969
 81 ___ Bob Jeter vs. California, 1/1/1959
 80 ___ Sedrick Shaw vs. Central Michigan, 9/3/1994
 80 ___ Eddie Phillips vs. Minnesota, 11/19/1983
 80 ___ Brad Reid vs. Wisconsin, 11/18/1978
 78 ___ Butch Caldwell vs. Michigan State, 11/24/1973
 78 ___ James Hatch vs. Illinois, 11/8/1952
 77 ___ Dennis Mosley vs. Iowa State, 9/17/1977
 76 ___ Jim Jensen vs. Indiana, 10/18/1975
 75 ___ **Akrum Wadley vs. Nebraska, 11/25/2016**
 75 ___ **Akrum Wadley at Purdue, 10/15/2016**
 75 ___ Jordan Canzeri vs. Illinois, 10/10/2015
 75 ___ Adam Robinson vs. Iowa State, 9/11/2010
 75 ___ Shonn Greene vs. Purdue, 11/15/2008

Pass

- 95 ___ Banks to Clark vs. Purdue, 10/5/2002
 95 ___ Hartlieb to Early vs. Northwestern, 11/7/1987
 93 ___ Vlasic to Early vs. Northwestern, 10/25/1986
 92 ___ Stanzi to McNutt, Jr., vs. Indiana, 10/31/2009
 89 ___ Long to Smith vs. Northwestern, 10/26/1985
 88 ___ Vandenberg to McNutt, Jr., vs. Tennessee Tech, 9/3/2011
 87 ___ Snook to Nourse vs. Minnesota, 11/7/1964
 86 ___ Grogan to Smith vs. Northwestern, 10/8/1983
 85 ___ Beathard to T. Smith vs. Michigan State, 12/05/2015
 85 ___ Rudock to Duzey at Ohio State, 10/19/2013
 82 ___ Beathard to T. Smith vs. North Texas, 9/26/2015
 80 ___ Sunderman to Triplett vs. Wisconsin, 10/30/1971
 80 ___ Szykowny to Ferguson vs. Wisconsin, 10/20/1962
 80 ___ Duncan to Sessi vs. Utah State, 9/28/1957
 80 ___ Vandenberg to McNutt, Jr., vs. Indiana, 10/22/2011
 78 ___ Tate to Solomon at Purdue, 10/8/2005
 78 ___ Caldwell to Schultz vs. Ohio State, 11/17/1973
 78 ___ Lawrence to Reardon vs. Arizona, 10/4/1969
 77 ___ Beathard to McCarron vs. Nebraska, 11/25/2016
 77 ___ Long to Harmon vs. Penn State, 9/17/1983
 77 ___ Farmer to Mertes to Coupee vs. Minnesota, 11/15/1941
 76 ___ Riddle to Krause vs. Indiana, 10/12/1963
 76 ___ Dobrino to Smith vs. Notre Dame, 11/20/1954
 75 ___ McCann to Hill vs. Indiana, 10/20/2001
 75 ___ Mullen to Hill vs. Western Michigan, 9/16/2000
 75 ___ Suess to Mosley vs. Wisconsin, 10/27/1979

Kickoff Return

- 100 ___ C.J. Jones vs. Southern California, 1/2/2003
 100 ___ Joe Williams vs. Notre Dame, 11/25/1961
 100 ___ George Rice vs. Purdue, 10/6/1951
 99 ___ Derrell Johnson-Koulianos at Ohio State, 11/14/2009
 99 ___ Norm Granger vs. Indiana, 10/10/1981
 99 ___ Bill Reichardt vs. Oregon, 10/29/1949
 97 ___ Dave Schick vs. Northwestern, 11/1/1975
 96 ___ Jordan Cotton vs. LSU, 1/01/14
 95 ___ Kerry Reardon vs. Northwestern, 11/9/1968
 94 ___ Jermelle Lewis vs. Michigan State, 10/12/2002
 92 ___ Jordan Cotton vs. Penn State, 10/20/2012
 92 ___ Levi Mitchell vs. Washington State, 9/27/1969
 92 ___ Henry Vollenweider vs. South Dakota, 9/30/1939
 90 ___ Kahlil Hill vs. Michigan State, 10/7/2000
 88 ___ Derrell Johnson-Koulianos at Minnesota, 11/27/2010
 88 ___ Kahlil Hill vs. Central Michigan, 9/5/1998
 88 ___ Dick Hoerner vs. Michigan, 11/28/1942
 86 ___ Tim Dodge at Michigan State, 10/2/1999
 77 ___ Desmond King vs. Wisconsin, 10/22/2016
 77 ___ Bill Burkett vs. Nebraska, 11/9/1940
 76 ___ Kahlil Hill vs. Penn State, 9/29/2001
 75 ___ Ricchard Carter vs. Iowa State, 9/14/1996

Punt Return

- 95 ___ Bill Happel at Minnesota, 11/17/1984
 94 ___ Bob Longley vs. Oregon, 10/29/1949
 92 ___ Tim Dwight vs. Indiana, 10/25/1997
 90 ___ Jovon Johnson vs. Ball State, 9/3/2005
 89 ___ Peter Marciano vs. Minnesota, 11/22/1986
 86 ___ Tim Dwight vs. Ohio State, 10/26/1996
 83 ___ Kevonte Martin-Manley vs. W. Michigan, 9/21/2013
 83 ___ Walner Belleus at Arizona State, 9/18/2004
 83 ___ Tim Dwight vs. Penn State, 10/19/1996
 82 ___ Paul Krause vs. Michigan, 11/17/1962
 81 ___ Andy Brodell vs. Iowa State, 9/13/2008
 80 ___ Gerald Mauren vs. Notre Dame, 11/21/1959
 76 ___ Earl Smith vs. Ohio State, 10/16/1954
 72 ___ Willie Fleming vs. Michigan, 11/1/1958
 70 ___ Ramon Ochoa vs. Buffalo, 9/6/2003
 68 ___ Harold Jasper vs. Oregon, 9/24/1994
 67 ___ Tony Collins vs. Illinois, 9/27/1997
 65 ___ C.J. Jones vs. Michigan, 10/27/2001
 64 ___ Karl Noonan vs. Oregon State, 9/25/1965
 63 ___ Kevonte Martin-Manley vs. W. Michigan, 9/21/2013
 62 ___ Kahlil Hill vs. Central Michigan, 9/5/1998
 61 ___ Tim Dwight vs. Michigan, 10/18/1997
 58 ___ Ed Hinkel vs. Northwestern, 11/2/2002
 57 ___ Kahlil Hill vs. Illinois, 9/26/1998
 56 ___ Andy Brodell vs. Northern Illinois, 9/1/2007
 55 ___ Riley McCarron at Illinois, 11/19/2016
 55 ___ Robert Smith vs. Purdue, 10/15/1983
 54 ___ Ed Hinkel vs. Penn State, 9/28/2002
 51 ___ C.J. Jones vs. Kent State, 9/1/2001
 49 ___ Ed Hinkel at Arizona State 9/18/2004
 48 ___ Kahlil Hill vs. Northwestern, 11/10/2001
 44 ___ Desmond King vs. Nebraska, 11/25/2016
 44 ___ Tim Dwight vs. Minnesota, 11/22/1997
 42 ___ Paki O'Meara vs. Eastern Illinois, 9/04/2010

NOTE: Players listed in boldface are current players.

Interception Return

- 98 ____ Adam Shada vs. Purdue, 10/7/2006
 98 ____ Tanner Miller vs. Northwestern, 10/15/2011
 94 ____ Brad Quast at Kansas State, 9/10/1988
 94 ____ Bobby Stearns vs. Montana, 10/2/1954
 90 ____ Rod Sears vs. Purdue, 10/22/1977
 89 ____ Shaun Prater vs. Tennessee Tech, 9/3/2011
 88 ____ Desmond King vs. Maryland, 10/31/2015
88 ____ Bo Bower vs. North Texas, 9/26/2015
 86 ____ Tyler Sash vs. Indiana, 10/31/2009
 85 ____ Dick Gibbs vs. Indiana, 10/30/1965
 81 ____ Brian Wise vs. Kansas State, 9/10/1988
 72 ____ Micah Hyde vs. Missouri, 12/28/2010
 71 ____ John Lowdermilk vs. LSU, 1/01/14
 70 ____ Matt Bowen vs. Indiana, 10/25/1997
 68 ____ Christian Kirksey vs. Minnesota, 9/29/2012
 66 ____ Micah Hyde vs. Michigan State, 10/30/2010
 62 ____ Derek Pagel vs. Michigan State, 10/12/2002
 60 ____ J.P. Lange vs. Indiana, 10/25/1997
 60 ____ Tom Knight vs. Indiana, 10/14/1995
 58 ____ Tyler Sash at Minnesota, 11/22/2008
 57 ____ Amari Spivey at Minnesota, 11/22/2008
 57 ____ Tom Knight vs. Indiana, 10/12/1996
 52 ____ James Morris vs. Tennessee Tech, 9/3/2011
 51 ____ Sean Considine at Penn State 10/23/2004
 49 ____ James Morris vs. Iowa State, 9/08/2012
 48 ____ Tyler Sash vs. South Carolina, 1/1/2009
 47 ____ Joe Slattery vs. Illinois, 9/26/1998
 45 ____ Tyler Sash vs. South Carolina, 1/1/2009

Fumble Return

- 84 ____ Dayton Perry vs. Purdue, 10/22/1960
 72 ____ Kevin Worthy vs. Akron, 8/31/2002
 52 ____ Christian Kirksey vs. Northern Illinois, 8/31/2013
 51 ____ Kerry Cooks vs. Iowa State, 9/10/1994
 47 ____ Abdul Hodge vs. Penn State, 10/25/2003
 45 ____ Christian Kirksey vs. Penn State, 10/20/2012

Blocked Field Goal Return

- 87 ____ LeVar Woods vs. Northern Illinois, 9/18/1999
 85 ____ Antwan Allen vs. Purdue, 10/05/2002

Blocked PAT Return

- 99 ____ D.J. Johnson vs. Penn State, 9/28/2002

Field Goal

- 58 ____ Tim Douglas vs. Illinois, 9/26/1998
 57 ____ Marshall Koehn vs. Pittsburgh, 9/19/2015
 56 ____ Tom Nichol vs. Michigan, 10/22/1983
 55 ____ Nate Kaeding vs. Minnesota, 11/15/2003
 55 ____ Nate Kaeding vs. Penn State, 9/28/2002
 55 ____ Rob Houghtlin vs. Iowa State, 9/19/1987
 54 ____ Brion Hurley vs. Iowa State, 9/14/1996
 53 ____ Todd Romano vs. Tulsa, 9/4/1993
 52 ____ Marshall Koehn vs. Pittsburgh, 9/21/14
 52 ____ Rob Houghtlin vs. UCLA, 1/1/1986
 51 ____ Nate Kaeding vs. Purdue, 10/05/2002
 51 ____ Nate Kaeding vs. Utah State, 9/21/2002
 51 ____ Tim Douglas vs. Illinois, 9/26/1998
 51 ____ Tim Douglas vs. Illinois, 9/26/1998
 51 ____ Brion Hurley vs. Michigan State, 10/5/1996
 51 ____ Dave Holsclaw vs. Michigan State, 11/19/1977
 50 ____ Mike Meyer vs. Northern Illinois, 9/01/2012
 50 ____ Mike Meyer vs. Iowa State, 9/10/2011
 50 ____ Nate Kaeding at Wisconsin, 11/22/2003
 50 ____ Brion Hurley vs. Minnesota, 11/23/1996
 50 ____ Brion Hurley vs. Washington, 12/29/1995
 50 ____ Brion Hurley vs. Wisconsin, 11/18/1995
 50 ____ Brion Hurley vs. Michigan State, 10/7/1995
 50 ____ Rob Houghtlin vs. Northern Illinois, 9/21/1985

Punt

- 83 ____ Lonnie Rogers vs. Oregon State, 9/26/1962
 82 ____ Ryan Donahue vs. Michigan State, 10/27/2007
 79 ____ Jason Baker vs. Illinois, 9/26/1998
 79 ____ Joe Heppner vs. Wisconsin, 11/10/1973
 76 ____ Ryan Donahue vs. Northwestern, 11/3/2007
 76 ____ Jason Baker vs. Arizona State, 12/31/1997
 75 ____ David Bradley vs. Minnesota, 11/15/2003
 75 ____ Nick Gallery vs. Indiana, 10/14/1995
 74 ____ Jason Baker vs. Illinois, 10/14/2000
 73 ____ Ryan Donahue at Northwestern, 11/13/2010
 73 ____ Ryan Donahue vs. Northwestern, 11/07/2009
 73 ____ Nick Gallery vs. Ohio State, 10/26/1996
 73 ____ Nile Kinnick vs. Indiana, 10/7/1939
 71 ____ Ryan Donahue vs. Wisconsin, 10/23/2010
 70 ____ Nick Gallery vs. Purdue, 10/30/1993
 70 ____ Gary Kostrubala vs. Michigan State, 10/5/1985
 69 ____ Jason Baker vs. Iowa State, 9/16/2000
 69 ____ Nick Gallery vs. Indiana, 10/12/1996
 69 ____ Reggie Roby vs. Purdue, 11/7/1981
 69 ____ Dan Matter vs. Illinois, 9/11/1976
 68 ____ Ryan Donahue at Purdue, 10/20/2007

NOTE: Players listed in boldface are current players.

Kickoff Returns

- 100 ___ C.J. Jones vs. Southern California, 1/2/2003
 100 ___ Joe Williams vs. Notre Dame, 11/25/1961
 100 ___ George Rice vs. Purdue, 10/6/1951
 99 ___ Derrell Johnson-Koulianos at Ohio State, 11/14/2009
 99 ___ Norm Granger vs. Indiana, 10/10/1981
 99 ___ Bill Reichardt vs. Oregon, 10/29/1949
 97 ___ Dave Schick vs. Northwestern, 11/1/1975
 95 ___ Kerry Reardon vs. Northwestern, 11/9/1968
 94 ___ Jermelle Lewis vs. Michigan State, 10/12/2002
 92 ___ Jordan Cotton vs. Penn State, 10/20/2012
 92 ___ Levi Mitchell vs. Washington State, 9/27/1969
 92 ___ Henry Vollenweider vs. South Dakota, 9/30/1939
 90 ___ Kahlil Hill vs. Michigan State, 10/7/2000
 88 ___ Derrell Johnson-Koulianos at Minnesota, 11/27/2010
 88 ___ Kahlil Hill vs. Central Michigan, 9/5/1998
 88 ___ Dick Hoerner vs. Michigan, 11/28/1942
 77 ___ Bill Burkett vs. Nebraska, 11/9/1940
 43 ___ Ernest Crank vs. Northwestern, 11/14/1992

Punt Returns

(Does not include blocked punt returns)

- 95 ___ Bill Happel vs. Minnesota, 11/17/1984
 94 ___ Bob Longley vs. Oregon, 10/29/1949
 92 ___ Tim Dwight vs. Indiana, 10/25/1997
 90 ___ Jovon Johnson vs. Ball State, 9/3/2005
 89 ___ Peter Marciano vs. Minnesota, 11/22/1986
 86 ___ Tim Dwight vs. Ohio State, 10/26/1996
 83 ___ Kevonte Martin-Manley vs. W. Michigan, 9/21/2013
 83 ___ Walner Belleus at Arizona State, 9/18/2004
 83 ___ Tim Dwight vs. Penn State, 10/19/1996
 82 ___ Paul Krause vs. Michigan, 11/17/1962
 81 ___ Andy Brodell vs. Iowa State, 9/13/2008
 80 ___ Gerald Mauren vs. Notre Dame, 11/21/1959
 76 ___ Earl Smith vs. Ohio State, 10/16/1954
 72 ___ Willie Fleming vs. Michigan, 11/1/1958
 68 ___ Harold Jasper vs. Oregon, 9/24/1994
 67 ___ Tony Collins vs. Illinois, 9/27/1997
 65 ___ C.J. Jones vs. Michigan, 10/27/2001
 64 ___ Karl Noonan vs. Oregon State, 9/25/1965
 63 ___ Kevonte Martin-Manley vs. W. Michigan, 9/21/2013
 62 ___ Kahlil Hill vs. Central Michigan, 9/5/1998
 61 ___ Tim Dwight vs. Michigan, 10/18/1997
 58 ___ Ed Hinkel vs. Northwestern, 11/2/2002
 57 ___ Kahlil Hill vs. Illinois, 9/26/1998
 55 ___ Riley McCarron at Illinois, 11/19/2016
 55 ___ Robert Smith vs. Purdue, 10/15/1983
 44 ___ Tim Dwight vs. Minnesota, 11/22/1997

Interception Returns

- 98 ___ Tanner Miller vs. Northwestern, 10/15/2011
 98 ___ Adam Shada vs. Purdue, 10/7/2006
 94 ___ Brad Quast vs. Kansas State, 9/10/1988
 94 ___ Bobby Stearns vs. Montana, 10/2/1954
 90 ___ Rod Sears vs. Purdue, 10/22/1977
 89 ___ Shaun Prater vs. Tennessee Tech, 9/3/2011
 88 ___ Desmond King vs. Maryland, 10/31/2015
88 ___ Bo Bower vs. North Texas, 9/26/2015
 86 ___ Tyler Sash vs. Indiana, 10/31/2009
 85 ___ Dick Gibbs vs. Indiana, 10/30/1965
 81 ___ Brian Wise vs. Kansas State, 9/10/1988
 72 ___ Micah Hyde vs. Missouri, 12/28/2010
 70 ___ Matt Bowen vs. Indiana, 10/25/1997
 68 ___ Christian Kirksey vs. Minnesota, 9/29/2012
 66 ___ Micah Hyde vs. Michigan State, 10/30/2010
 62 ___ Derek Pagel vs. Michigan State, 10/12/2002
 60 ___ J.P. Lange vs. Indiana, 10/25/1997
 60 ___ Tom Knight vs. Indiana, 10/14/1995
 57 ___ Amari Spivey at Minnesota, 11/22/2008
 57 ___ Tom Knight vs. Indiana, 10/12/1996
 47 ___ Joe Slattery vs. Illinois, 9/26/1998
 47 ___ Jovon Johnson vs. Northern Iowa, 9/17/2005
 47 ___ Chad Greenway vs. Kent State, 9/04/2004
 47 ___ Chris Smith vs. Miami, OH, 9/08/2001
 41 ___ Desmond King at Purdue, 10/15/2016
 35 ___ Desmond King vs. Indiana, 10/11/2014
 35 ___ B.J. Lowery vs. Western Michigan, 9/21/2013
34 ___ Josey Jewell vs. North Texas, 9/26/2015
 34 ___ Jason Olejniczak vs. Wisconsin, 10/13/90
 33 ___ Shaun Prater vs. Penn State, 10/2/2010
 31 ___ Plez Atkins vs. Northern Iowa, 9/09/95
 28 ___ Tom Knight at Northwestern, 11/11/95
 23 ___ Plez Atkins vs. New Mexico State, 9/30/95
 20 ___ Broderick Binns at Arizona, 9/18/2010
 18 ___ Christian Kirksey at Indiana, 11/03/2012
 17 ___ John Lowdermilk vs. Nebraska, 11/28/2014
 13 ___ B.J. Lowery vs. Western Michigan, 9/21/2013
4 ___ Parker Hesse at Nebraska, 11/27/2015

Fumble Returns

- 84 ___ Dayton Perry vs. Purdue, 10/22/1960
 72 ___ Kevin Worthy vs. Akron, 8/31/2002
 52 ___ Christian Kirksey vs. Northern Illinois, 8/31/2013
 51 ___ Kerry Cooks vs. Iowa State, 9/10/1994
 9 ___ Micah Hyde vs. Purdue, 11/10/2012

Blocked Field Goal Returns

- 87 ___ LeVar Woods vs. Northern Illinois, 9/18/1999
 85 ___ Antwan Allen vs. Purdue, 10/05/2002

Blocked PAT Return

- 99 ___ D.J. Johnson vs. Penn State, 9/28/2002

NOTE: Players listed in boldface are current players.

NEWSPAPERS

Associated Press

Telephone: 515-243-3281 or
 1-800-453-2113
 505 5th Ave., Suite 1000
 Des Moines, Iowa 50309
 Sports Editor: Luke Meredith
 E-mail: lm Meredith@ap.org
 Iowa City office: 319-337-5615

The Burlington Hawk Eye

Box 10, 800 S. Main St.
 Burlington, Iowa 52601-0010
 Telephone: 319-754-8461
 Sports Editor/Football Writer:
 John Bohnenkamp
 E-mail:
jbohnenkamp@thehawkeye.com

Cedar Rapids Gazette

Telephone: 319-398-8258
 500 Third Ave. SE
 Cedar Rapids, Iowa 52401
 Football Writers: Marc Morehouse
 and Jeremiah Davis
 E-mails:
marc.morehouse@thegazette.com
jeremiah.davis@sourcemedia.net
 Columnist: Mike Hlas
 E-mail: mike.hlas@thegazette.com

Daily Iowan

Telephone: 319-335-5848
 E131 AJB
 University of Iowa
 Iowa City, Iowa 52242
 Sports Editor: Adam Hensley
 E-mail: adamhensley96@gmail.com

Des Moines Register

Telephone: 515-284-8162
 400 Locust St., Suite 500
 Des Moines, Iowa 50309
 Football Writer: Chad Leistikow
 E-mail: cleistik@dmreg.com

Iowa City Press Citizen

Telephone: 319-339-7367
 123 N. Linn St., Suite 2E
 Iowa City, Iowa 52245
 Football Writer: Mark Emmert
 E-mail: MEmmert@dmreg.com

Moline Dispatch

Telephone: 800-272-6397 or
 309-757-4974
 1720 Fifth Ave.
 Moline, Illinois 61265
 Football Writer: Marc Nesseler
 E-mail: nesseler@qconline.com

Quad City Times

Telephone: 1-800-437-4648
 500 E. Third St.
 Davenport, Iowa 52801
 Football Writer: Steve Batterson
 E-mail: sbatterson@qctimes.com
 Sports Columnist: Don Doxsie
 E-mail: ddoxsie@qctimes.com
 Sports Editor: Adam Soebbing
 E-mail: asoebbing@qctimes.com

Voice of the Hawkeyes

Editor: Todd Brommelkamp
 E-mail:
editor@voiceofthehawkeyes.com
 Telephone: 319-530-2272

Waterloo Courier

Telephone: 319-291-1469 or
 1-800-798-1702
 100 E. 4th Street
 Waterloo, Iowa 50704
 Football Writer: Doug Newhoff
 E-mail:
Doug.Newhoff@wcfcourier.com

TELEVISION

KCCI-TV (CBS)

Telephone: 515-247-8811
 888 Ninth St.
 Des Moines, Iowa 50309
 Sports Director: Andy Garman
 E-mail: agarman@hearst.com

KCRG-TV (ABC)

Telephone: 319-398-8325 or
 365-9999 or 1-800-332-5443
 501 Second Ave. SE
 Cedar Rapids, Iowa 52401
 Sports Director: Scott Saville
 E-mail: scott.saville@kcrq.com

KGAN-TV (CBS)

Telephone: 319-730-6153
 600 Old Marion Road NE
 Cedar Rapids, Iowa 52402
 Interim Sports Director:
 Zach Hanley
 E-mail: zrhanley@sbqtv.com

KWQC-TV (NBC)

Telephone: 563-383-7079
 805 Brady St.
 Davenport, Iowa 52803
 Sports Director: Joey Donia
 E-mail: JDonia@kwqc.com

KWWL-TV (NBC)

Telephone: 319-291-1290 or
 1-800-484-9639
 500 E. 4th St.
 Waterloo, Iowa 50703
 Sports Director: Rick Coleman
 E-mail: rcoleman@kwwl.com

WHBF-TV (CBS)

Telephone: 309-786-5441, ext. 150
 231 18th St.
 Rock Island, Illinois 61201
 Sports Director: Jay Kidwell
 Iowa Reporter: Adam Rossow
 E-mail: arossow@whbf.com

WHO-TV (NBC)

Telephone: 515-242-3739 or
 1-800-835-1313
 1801 Grand Ave.
 Des Moines, Iowa 50308
 Sports Director: Keith Murphy
 E-mail: Sports@whotv.com

WOI-TV (ABC)

Telephone: 515-457-9645, ext. 137
 3903 West Town Parkway
 West Des Moines, Iowa 50266
 Sports Director: Jon Schaeffer
 E-mail: jschaeffer@weareiowa.com

WQAD-TV (ABC)

Telephone: 309-736-3325 or
 736-3300
 3003 Park 16th St.
 Moline, Illinois 61265
 Sports Director: Matt Randazzo
 E-mail: matt.randazzo@wqad.com

RADIO

KCJJ

Telephone: 319-354-1242
 PO Box 2118
 Iowa City, Iowa 52244
 Sports: Richard Podhajsky
 E-mail: kcjjam@gmail.com

KGYM

Telephone: 319-363-2061
 1110 26th Ave. SW
 Cedar Rapids, Iowa 52404
 Sports Director: Scott Unash
 E-mail: scott.unash@1600espn.com

KKRQ

Telephone: 319-3395-0530
 iHeartMedia
 Cedar Rapids/Iowa City
 Senior VP of Programming: JJ Cook
 E-mail: JJCook@iheartmedia.com

KMRV

Telephone: 319-393-1450
 1957 Blairs Ferry Road NE
 Cedar Rapids, Iowa 52402
 Sports: Jim Ecker
 E-Mail: Sports@kmrvradio.com

KRUI

Telephone: 319-335-9525
 379 IMU
 Iowa City, Iowa 52242
 Sports Director: Camden Palmisano
 E-mail: cpalmisano@krui.fm

KXIC

Telephone: 319-354-9500
 1 Stephen Atkins Drive
 Iowa City, Iowa 52240
 Program Director: Mark Pitz
 E-mail: MarkPitz@iheartmedia.com

KXNO

Telephone: 515-245-8900
 2141 Grand Ave.
 Des Moines, Iowa 50312
 Program Director: Andrew Downs
 E-mail:
AndrewDowns@iheartmedia.com

RADIO IOWA

Telephone: 515-282-1984
 2700 Grand Ave., Suite 103
 Des Moines, Iowa 50312
 Sports Director: Todd Kimm
 E-mail: tkimm@learfield.com
 Reporter: Dar Danielson
 E-mail: DDanielson@learfield.com

WHO

Telephone: 515-245-8900
 2141 Grand Ave.
 Des Moines, Iowa 50312
 Program Director: Mike Dorwart
 E-mail: mike@WHORadio.com

WMT

Telephone: 319-395-0530 or
 1-800-933-7767
 600 Old Marion Rd. NE
 Cedar Rapids, Iowa 52402
 Program Director: Randy Lee
 E-mail: RandyLee@wmtradio.com
 Sports: Andy Petersen
 E-mail:
andypetersen@iheartmedia.com

WEBSITES

AllHawkeyes.com

Editor: Pat Harty
 E-Mail: AllHawkeyesPat@gmail.com
 Telephone: 319-359-8603

HawkeyesMic.com

Editor/Publisher: John Patchett
 E-Mail: john@hawkeyesmic.com
 Reporters/Contributors:
 Tyler Tjelmeland
 Jack Brandsgard
 E-Mails: tyler@hawkeyesmic.com,
jbrandsgard@hawkeyesmic.com
 Telephone: 319-800-9100 or
 866-744-2957

HawkeyeNation.com

Iowa Reporter: Rob Howe
 E-Mail: robhowehn@gmail.com
 Telephone: 319-621-4850

HawkeyeReport.com

Editor: Tom Kakert
 E-mail: Tkakert@aol.com
 Telephone: 563-508-4641

Landof10.com

Writer: Scott Dochterman
 E-Mail:
scott.dochterman@coxinc.com
 Cell Phone: (816) 752-0780
 Writer: Bobby LaGesse
 E-Mail: Bobby.LaGesse@ajc.com
 Cell Phone: 630-640-3507

Scout.com

Iowa Reporter: Derek Young
 E-Mail: dyoung@scout.com
 Telephone: 937-844-3084

The Iowa Hawkeyes play their home football games in Kinnick Stadium (capacity 70,585), located on the west campus in the heart of the University's athletic complex. It is a few minutes drive from Interstate 80 and 380 and is less than 30 minutes from the Eastern Iowa Airport in Cedar Rapids.

The Paul J. Brechler Press Box is on the west side and accessible by elevator or stairs. The facility is named in honor of the former UI athletic director (1947-60). It was completed prior to the 2006 season as part of the two-year, \$90 million renovation of Kinnick Stadium.

The four-level facility extends from goal line to goal line. The media section, including the press section, radio and television booths and game management operations, are located on the fourth level. Level one includes private suites and indoor club seating, level two includes outdoor club seating and level three is private suites.

Refreshments and snacks are available throughout each game. A pregame meal is served for the media, as well as sandwiches postgame.

Ferentz Conferences/Interview Requests - Coach Kirk Ferentz holds a media conference each Tuesday during the season in the Stew and LeNore Hansen Football Performance Center. Players are also available, upon request, each Tuesday.

Player requests must be made following each game, either after a Saturday game or by 9 a.m. CT Sunday morning, for the following week. Out of town media should contact the Athletic Communications office on Mondays to arrange telephone interviews.

Coach Ferentz is available each Tuesday during the Big Ten Conference coaches tele-conference (11:40 a.m., CT), and, he is also available via tele-conference for visiting media outlets. Those tele-conferences are held each Tuesday. Contact UI Athletic Communications for the tele-conference times, phone number and passcode.

Credentials - Season and single-game credential requests for Iowa football may be requested online. Please apply for credentials at hawkeyesports.com/media, or contact Traci Wagner (traci-wagner@uiowa.edu, 319-335-9411) for instructions. Season requests must be received by Aug. 15 to assure a season seat in the press box.

Once a credential request is submitted, you will receive an automatic reply stating that your request has been received. You will receive another notification when your request has been approved or denied. Credentials will be mailed if the request is received 10 days prior to a game. Credentials may also be picked up in the Athletic Communications office before 2 p.m. on the Friday prior to game day, or left at the media Will Call gate (Gate I, northeast corner) at Kinnick Stadium on game day. Late requests that cannot be picked up in advance will not include parking.

Reporters may not use a credential to cover the game for another newspaper, television station, radio station or internet site. Failure to comply will result in both agencies credentials being revoked for the entire season.

Credential language, which appears on all credentials issued for Iowa football, is printed on the following page of this guide. All rules and regulations listed are enforced by the University of Iowa Athletics Department and the Big Ten Conference.

Parking - Requests for parking should be made when requesting credentials online. Media parking is located in the parking ramp (Ramp 3) at the northeast corner of Kinnick Stadium, at the corner of Hawkins Drive and Evashevski Drive (address is 800 Evashevski Drive, Iowa City). To access Ramp 3, you must approach Ramp 3 from the north on Hawkins Drive, as Hawkins Drive will be closed to traffic between Evashevski Drive and Melrose Avenue.

Television stations needing satellite truck parking must contact Traci Wagner (319-335-9411) early in the week prior to that Saturday's game, to make arrangements.

Media Entrances - Members of the media are encouraged to enter Kinnick Stadium at the northeast corner of the stadium (Gate I, immediately across from the parking ramp) and proceed through the north and west concourses to elevator F, located at the midway point of the west stands. Media may also enter through Gate F on the west side of Kinnick Stadium.

Photo/TV Credentials - Photo credentials must be requested following the same guidelines as mentioned above. A photographer's room is located at the northwest corner of the Kinnick Stadium playing field. Photo credentials must be presented in order to receive a vest for sideline photography. Entrance to the photo room is through the tunnel in the middle of the west concourse. From the playing field, the photo room may be accessed through the tunnel at the northwest corner of the field.

Photo vests must be returned to the photographer's room 10-15 minutes following the conclusion of each game.

Television stations are not allowed to video tape from the press box. TV camera personnel on the sidelines must adhere to all sideline policies.

Services - Complete play-by-play, halftime statistics, final team and individual stats, complete defensive stats, drive charts, participation charts and quotes from both head coaches are available following each home game. Stat Broadcast is available for each home game via livestats.hawkeyesports.com/.

The Kinnick Stadium press facility closes four hours following the conclusion of postgame press conferences.

Telephones - Iowa provides a limited number of telephones in the main press box area for use on a first-come, first-serve basis. Media requiring their own phone lines should call 319-335-2945 and ask for a work order clerk.

High Speed Internet Access - Hard wire high speed internet access is available at every media seat in the Kinnick Stadium press box. Wireless internet access is available, with a username and password, both in the press box and in the postgame interview rooms. Please ask for IT assistance should you need wireless access on game day.

Postgame Information via E-Mail - All game statistics, notes and quotes are e-mailed from Kinnick Stadium following Iowa home games when requested. This information is filed in PDF format and is sent within 30-45 minutes following home games. To receive this information, contact a member of the Iowa Athletic Communications staff. This information is also posted on the Iowa website, hawkeyesports.com, following each Iowa game throughout the season.

Press Conference Transcripts - Transcripts of Tuesday press conferences and home game postgame press conferences with Coach Kirk Ferentz, are provided by ASAP Transcripts. Transcripts of Ferentz press conferences are available for download via hawkeyesports.com and e-mail. Hard copy transcripts of press conferences following home games are also distributed to members of the media.

Accommodations - A directory of hotels, motels, restaurants and available air transportation can be found on page 246 of this guide. The UI Athletic Communications office does reserve a block of rooms at the Radisson Inn in Coralville, and those are available on a first-come, first-serve basis. Contact Rhonda Wetjen in the UI Athletic Communications office (319-335-9411) for reservations.

Postgame Interviews - Members of the media should contact Steve Roe with player requests prior to leaving the press box. UI Athletic Communications staff will be departing the press box with approximately five minutes remaining in the game.

Both team locker room facilities are located beneath the south end zone stands. All player and coaches interviews will take place in the designated media rooms. You may follow a member of the UI Athletic Communications staff from the press box or ask for directions on getting to the postgame media rooms.

Both head coaches are available (in different interview rooms) following the cooling off period, with player interviews to follow. Coach Ferentz' postgame comments are televised on the monitors in the media section of the Brechler press box. Quotes from both head coaches are distributed following the interview sessions.

The Iowa locker room is closed to the media. Requested Iowa players are available in the Iowa interview room.

Field Access - Credentialed members of the media are allowed field access up to one hour prior to kickoff. Members of the media are not allowed field access during the game until five minutes or less remain in the contest. Members of the media will be held at the northwest corner of the playing field until under two minutes remain, and will then be allowed to proceed immediately to the north end zone for postgame interviews.

Recruit Interviews - The University of Iowa is committed to full compliance with NCAA Division I rules, and per NCAA Rule 13.10.1, members of the media are not allowed to have any type of in-person, face-to-face contact with a prospective student-athlete and/or interview a prospective student-athlete (either by telephone or any other communication medium) while that prospective student-athlete is visiting the University of Iowa in conjunction with our athletics programs (i.e., official or unofficial visits).

Any violation of this rule falls solely on the University of Iowa. Therefore, if a member of the media is unable to adhere to this rule and becomes a liability, the University of Iowa will retain the right to revoke media credentials.

The Hawkeye Radio Network - Fans of the University of Iowa following the Hawkeyes on radio can tune in on their favorite station throughout the state of Iowa and the Midwest.

The radio voice of the Hawkeyes is Gary Dolphin, a Cascade, Iowa native who handles all play-by-play action of both Iowa football and men's basketball. In addition, Dolphin also serves as the host of the weekly coach's shows during the season with football Coach Kirk Ferentz and men's basketball Coach Fran McCaffery. Dolphin is a three-time Iowa Sportscaster of the Year. He is in his 21st year of broadcasting Iowa football and basketball on the Hawkeye Radio Network. Dolphin, overall, is in his 45th year of play-by-play broadcasting, which includes seven years of broadcasting basketball games for Northwestern University. He served as the Network Television Coordinator for the Chicago Bears from 1989-99.

Dolphin is joined on all University of Iowa football broadcasts by former Hawkeye and NFL great Ed Podolak. A native of Atlantic, Iowa, Podolak was a three-year letterman for the Hawkeyes (1966-68) as a quarterback and running back. He enjoyed a lengthy professional career with the Kansas City Chiefs and is a member of the Chiefs Hall of Fame. He has been a part of Iowa football broadcasts for 35 years and over 425 games. Iowa's sideline reporter is Rob Brooks, son of Hall of Fame broadcaster, Bob Brooks.

The Hawkeye Radio Network, a production of Learfield Communications, Inc. of Jefferson City, Missouri, blankets the state of Iowa and bordering states with more than 50 stations providing live coverage. The Hawkeyes can also be heard on the World Wide Web (hawkeyesports.com) via Hawkeye All-Access, and on Sirius and XM satellite radio.

Credential Language - The following is the information printed on the University of Iowa game day media credential. All rules and regulations listed are enforced by the University of Iowa Athletics Department and the Big Ten Conference.

This working credential is subject in all respects to the Media Credential Criteria and Policies set forth by the Big Ten Conference as in effect from time to time. This working credential is issued for the sole purpose of providing facility access to an accredited agency's employee who has a legitimate working function (media or game service) in conjunction with this event. It is non-transferable and non-assignable and any duplication or alteration of this document is prohibited. Any unauthorized use of this credential subjects the bearer to ejection from the facility and prosecution for criminal trespass. Any secondary use of any picture, photograph, audio description, video, film/tape, drawing or other description of a game taken or made by the accredited organization or individual to whom this credential has been issued (including, but not limited to use in delayed editorial or non-editorial advertising, sales promotion or merchandising) is prohibited without prior specific written approval of the Big Ten Conference. Nothing in these terms and conditions authorizes or allows bearer to violate any of the trademarks, copyright and other proprietary rights of the Big Ten Conference. A maximum of two minutes (2:00) of game/Iowa press conferences video footage (without audio) may be utilized during the seven days following the conclusion of the game solely within regularly scheduled bona fide news programming distributed via television, and may not be distributed via the internet, wireless or other forms of media.

ACCEPTANCE OF THIS CREDENTIAL CONSTITUTES AGREEMENT BY THE BEARER AND HIS OR HER ORGANIZATION TO ABIDE BY THE FOREGOING CONDITIONS.

Air Transportation from Eastern Iowa Airport

Allegiant Air _____	702-505-8888	Frontier Airlines _____	800-432-1359
American Airlines _____	800-433-7300	United Airlines _____	800-864-8331
Delta Airlines _____	800-221-1212		

Hotels/Motels - Area Code is 319

Alexis Park Inn & Suites, 1165 S. Riverside Dr., Iowa City _____	337-8665
AmericInn, 2597 Holiday Rd., Coralville _____	625-2400
Baymont Inn & Suites, 200 6th St., Coralville _____	337-9797
Best Western Canterbury Inn & Suites, 704 1st Ave., Coralville _____	351-0400
Clarion Highlander Hotel, 2525 N. Dodge St., Iowa City _____	354-2000
Comfort Inn, 214 W. 9th St., Coralville _____	337-8382
Comfort Suites, 2431 James St., Coralville _____	338-3400
Country Inn & Suites, 2571 Heartland Pl., Coralville _____	545-8464
Days Inn, 205 2nd St., Coralville _____	354-4400
Dutch Country Inn, 110 E. Ave., Kalona _____	656-3611
Fairfield Inn, 214 9th St., Coralville _____	337-8382
Hampton Inn, 1200 1st Ave., Coralville _____	351-6600
Hampton Inn, 4 Sturgis Corner Dr., Iowa City _____	339-8000
Heartland Inn, 87 2nd St., Coralville _____	351-8132
Heritage Inn Amana Colonies, 2185 U Ave., Williamsburg _____	668-2700
Holiday Inn Express Hotel & Suites, 970 25th Ave., Coralville _____	625-5000
Homewood Suites by Hilton, 921 E. 2nd St., Coralville _____	338-3410
HotelVetro Studio Suites, 201 S. Linn St., Iowa City _____	337-4961
Iowa House Hotel, 121 Iowa Memorial Union, Iowa City _____	335-3513
MainStay Suites, 2491 Holiday Rd., Coralville _____	625-2200
Marriott Hotel and Conference Center, 300 E. 9th St., Coralville _____	688-4000
Quality Inn, 209 W. 9th St., Coralville _____	351-8144
Radisson Hotel, 1220 1st Ave., Coralville _____	351-5049
Ramada Williamsburg, 2211 U Ave., Williamsburg _____	668-1175
Residence Inn by Marriott, 2681 James St., Coralville _____	338-6000
Riverside Golf Resort, 3184 Hwy. 22, Riverside _____	648-1234
Sheraton Iowa City Hotel, 210 S. Dubuque St., Iowa City _____	337-4058
Sleep Inn & Suites, 485 Madison Ave. N, North Liberty _____	665-2700
Super 8 Motel, 611 1st Ave., Coralville _____	337-8388
The Hotel at Kirkwood Center, 7725 Kirkwood Blvd. SW, Cedar Rapids _____	848-8700
Travel Lodge, 2216 N. Dodge St., Iowa City _____	351-1010

Dining Options

For complete listings of restaurants in the Iowa City-Coralville area, please visit:

<http://www.thinkiowacity.com/restaurants>

<http://downtowniowacity.com/eat-drink>




**In Memory
Jim Sullivan**

Northeast Iowa lost one of its strongest sports voices when Waterloo Courier assistant sports editor Jim Sullivan passed away in August, 2016.

Sullivan, 61, was a 32-year veteran on the Courier staff and widely respected for his coverage of both college and high school athletics, as well as his weekly "Sully Side of Sports" columns.

Jim was a native of Two Harbors, Minnesota, and a graduate of the University of Minnesota. Sully began his sports writing career at the Mesabi Daily News in Virginia, Minnesota. He then worked for the Freeport (Illinois) Journal-Standard before joining the Courier staff in 1984.

During his career, Sullivan won numerous writing awards and was known among his colleagues and peers for his quick wit and devotion to his beloved Minnesota Vikings and Minnesota Twins.



**In Memory
John "Buck" Turnbull**

Buck Turnbull, who worked for the Des Moines Register for 41 years, passed away on June 24, 2017. He was 88.

Turnbull was employed by the Register from 1952-93. He spent 11 years as a copy editor, before covering events as a sports-writer for 30 years. Turnbull was named the Iowa Sportswriter of the Year in 1980 and 1983, and also earned four Associated Press writing awards.

Turnbull was a graduate of the University of Iowa, and was a charter member of the Kinnick Stadium Media Wall of Fame.

Turnbull is survived by his wife, Jay, and sons Rick, of Minneapolis, and Curt, of Las Vegas. He was preceded in death by a son, Gary.

The Hawkeye Visions Endowment Program: Hawkeye Visions is an on-going campaign, which seeks to build an endowment capable of covering the cost, via earnings, of UI student-athlete scholarships. The program currently includes over 200 scholarships ranging from fully endowed scholarships, partially endowed, in development or scholarships pledged via an estate gift. The following Visionary and Leadership Scholarships will be awarded for the 2017-18 academic year.

Visionary Level Scholarships

Beth and Bob Allsop Point Guard Scholarship
 John and Ruth Beckman Scholarships
 Ray Carlson Lineman Scholarship
 Mark Falb Quarterback Scholarship
 Bill and John Fenton Football Scholarship
 George C. and Nora Foerstner Memorial and Alex A. and JoAnn F. Meyer Football Scholarships
 Russ and Ann Gerdin Family Football Scholarships
 Russ and Ann Gerdin Family Men's Basketball Scholarships
 Russ and Ann Gerdin Family Women's Basketball Scholarship
 Russ and Ann Gerdin Family Wrestling Scholarship
 Russ and Ann Gerdin Family Athletic Scholarship
 Leonard A. and Marlene S. Hadley Center Football Scholarship
 Mike "Hammer" Hammond Football Scholarship Fund
 Robert G. and Annalee Jacoby Hockridge Wrestling Scholarship

Jim and Rhonda Juhlin Men's Basketball Scholarship
 Nile Kinnick Leadership Scholarship
 Mary Lee Hawkeye Spirit Scholarships
 Gus and Theo Mastrogany End Scholarship
 Robert W. and Jean C. Ottilie Athletic Scholarships
 Ned and Reba Postels Family Men's Basketball Scholarship
 Keith and Justine Schulte "6th-Man" Men's Basketball Scholarship
 John and Peg Slusher Softball Catcher Scholarship
 Roland and Esther Smith Men's Athletic Scholarships
 Roland and Esther Smith Women's Athletic Scholarships
 Arthur E. Stanley Football Scholarships
 Chris Street Memorial Men's Basketball Scholarship
 Dale L. Tieden Football Scholarships
 Henry B. and Patricia B. Tippie Athletic Scholarships
 Jim and Susan Woods Offensive Lineman Scholarship

Leadership Level Scholarships

Dr. C.F. "Larry" and Lois Barrett Football Scholarship
 Micheal and Patricia Beal Women's Basketball Scholarship
 P. Sue Beckwith, M.D., Women's Basketball Scholarship
 P. Sue Beckwith, M.D., Rowing Scholarship
 Warren and Harriet Berman Family Football Scholarship
 Warren and Harriet Berman Family Men's Basketball Scholarship
 Mike Boddicker Baseball Scholarship
 Lester Bookey Memorial Scholarship
 Patty and Tom Buroker Football Scholarship
 Tom and Lori Cardella Football Scholarship
 B. W. "Wayne" Carpenter Football Scholarship
 Carver Scholarship/Slater Award
 Gene and Jennie Clay Football Scholarship
 John and Mary Ann Colloton Men's Basketball Scholarship
 John and Mary Ann Colloton Football Scholarship
 John and Mary Ann Colloton Women's Basketball Scholarship
 John and Mary Ann Colloton Wrestling Scholarship
 Catherine Nacke Cooper Men's Basketball Scholarship
 Brad and Peggy Davis Golf Scholarship
 Tom and Shari Davis Men's Basketball Manager Scholarship
 Doran Family Gymnastics Scholarship
 C. W. "Bump" Elliott Football Scholarship
 Dr. Brent and Ellen Feller Men's Basketball Scholarship
 John Ferentz Memorial Football Scholarship
 Fitzgerald Family Women's Basketball Scholarship
 Hayden Fry Captain's Scholarship
 Eugene and Pat Gauron Women's Tennis Scholarship
 Al Grady Memorial Football Scholarship
 Carol Hauptert Football Scholarship
 Donald W. and Marilyn Heineking Baseball Scholarship
 Donald W. and Marilyn Heineking Football Scholarship
 Donald W. and Marilyn Heineking Men's Cross Country/Track Scholarship
 Donald W. and Marilyn Heineking Men's Basketball Manager's Scholarship
 Donald W. and Marilyn Heineking Softball Scholarship
 Donald W. and Marilyn Heineking Volleyball Scholarship
 Donald W. and Marilyn Heineking Women's Basketball Scholarship
 Donald W. and Marilyn Heineking Wrestling Scholarship
 Theo and Glenda Hitchens Football Scholarship
 Theo and Glenda Hitchens Men's Basketball Scholarship
 James Hoak Men's Golf Scholarship
 Iowa Style Wrestling Scholarship
 Richard O. Jacobson Football Scholarship
 Johnson County I-Club Football Scholarship
 Johnson County I-Club Wrestling Scholarship
 Bud and Georgia Johnson Women's Basketball Scholarship
 Bud and Georgia Johnson Volleyball Scholarship
 Nile Kinnick Memorial Scholarships
 Nile Kinnick Scholarship for Women
 Ron Kirchoff Men's Basketball Scholarship
 Don and Joyce Klimes Football Scholarship
 W. A. Krause Football Scholarship
 Gary Kurdelmeier Wrestling Scholarship
 Robert and Dorothy Lee Scholarship
 Michael and Chelle Lehman Volleyball Scholarship
 Jack and Ailene Liechty Men's Golf Scholarship
 Jack and Ailene Liechty Football Scholarship

Jack and Ailene Liechty Men's Basketball Scholarship
 Jack and Ailene Liechty Women's Basketball Scholarship
 Linn County I-Club Football Scholarship
 Brad and Anne Lohaus Men's Basketball Scholarship
 Paul Mason Memorial Scholarship
 Kirk and Diane Mellecker Family Men's Tennis Scholarship
 Bob and Jo Lynne Meskimen Family Football Scholarship
 Monday Morning Quarterback Club Football Scholarship
 Terry and Susan Mulligan Football Scholarship
 Terry and Susan Mulligan Men's Swimming Scholarship
 Bucky O'Connor Men's Basketball Scholarship
 Bucky O'Connor Men's Golf Scholarship
 Dennis and Donna Oldorf Athletic Scholarship
 Robert and Ruth Olson Football Scholarship
 Bob and Dorothy Otto Football Scholarship
 Dave Paulson Baseball Scholarship
 Whitey and Grace Piro Football Scholarship
 William and Kay Pitlik Wrestling Scholarship
 William and Kay Pitlik Football Scholarships
 William and Kay Pitlik Softball Scholarship
 William and Kay Pitlik Women's Basketball Scholarship
 William and Kay Pitlik Field Hockey Scholarship
 Polk County I-Club Football Scholarship
 Polk County I-Club Softball Scholarship
 Rigler Family Football Scholarship
 Bob Root Memorial Football Scholarship
 Stella Wolff Sanford Women's Scholarship
 Douglas D. Schnoebelen Women's Basketball Scholarship
 John and Dorothy Sill Wrestling Scholarship
 Val, Marilyn and Gary Skarda Family Baseball Scholarship
 Professor Ralph I. and Barbara G. Stephens Women's Basketball Scholarship
 Marshall Stewart Athletic Scholarship
 Dennis and Janice Oliver Strang Football Scholarship
 John Streif Men's Basketball Scholarship
 Ben Trickey Memorial Scholarship
 Raymond K. and Susan K. Vawter Football Scholarship
 W. David Ward Football Scholarship
 George Wine Sports Information Scholarship
 Earl and Edna Yoder Football Scholarship

The Hawkeye Visions Endowment Program: Investing in a Winning Future!

To make a gift or for more information about the Hawkeye Visions Endowment Program, please contact Sloane Tyler, Director of Development, (319-467-3410) Sloane.Tyler@foriowa.org or (800) 648-6973. Please visit jointheclub.com for more information. The UI Foundation is the preferred channel of support for private contributions to all areas of the University of Iowa.

Athletic Endowed Scholarship Gift Levels

Visionary Scholarship

\$400,000 example: The Jane Doe Women's Basketball Point Guard Scholarship

Leadership Scholarship

\$200,000 example: The Doe Family Women's Basketball Scholarship

Sustaining Scholarship

\$50,000 example: The John and Jane Doe Athletic Scholarship

*For a complete list of ALL named, endowed scholarships currently awarded, please visit www.jointheclub.com.

The Athletic Communications Office is located in Suite S300 in Carver-Hawkeye Arena. The office phone number is 319/335-9411 and the FAX number is 319/335-9417.

Your hosts in the Paul J. Brechler Press Box include UI Athletic Communications staff members Steve Roe, James Allan, Chris Brewer, Brandee Britt, Cari Gold, Traci Wagner and Matthew Weitzel, along with Darren Miller, Director of Content, and Brian Ray, UI athletics photographer. The Athletic Communications staff also includes interns Kevin Quinn, Jack Rossi, and Alex Snyder, and student staff members Seth Goodman, Breanna Kellogg, Sydney Ocker, Madison Petersen, Anne Riley, Shane Sturtz and Bailey Turner.



**Steve
Roe**



**James
Allan**



**Chris
Brewer**



**Brandee
Britt**



**Cari
Gold**



**Darren
Miller**



**Brian
Ray**



**Traci
Wagner**



**Matthew
Weitzel**

Roe was named director of athletic communications in July, 2011, after serving as interim director for one year. He was named assistant athletics director in 2016. He joined the Hawkeye staff in 1990 and was named associate director in 1997. The Iowa City native earned his bachelor's degree from Buena Vista University and his master's degree from Northeast Louisiana University. He is the author of "HAWKEYES FOR LIFE", published in 2007. Steve and his wife, Janet, have a daughter, Nike, and a son, James, two granddaughters, Teagan (12) and Lydia (4), and a grandson, Jack (7). Both Nike (law degree) and James (bachelor's degree) earned degrees from the University of Iowa.

Wagner is in her 19th year as an assistant after previously serving as a student assistant for four years and as an intern for two years. A native of Iowa Falls, Wagner earned her bachelor's degree in 1997 with a double major in journalism and communication studies. Traci and her husband, Jason, have a son, Nick, and a daughter, Sydney.

Weitzel was named associate director in July, 2012, after serving as assistant director since 1998. Weitzel graduated from the University of Iowa in 1997 with a bachelor's degree in journalism and mass communication, with an emphasis in business. The native of Mundelein, Illinois, was a student in the sports information office for three years.

Brewer was named associate director in 2016 after serving as an assistant director since 2009. He was named Division I Wrestling Sports Information Director of the Year by the National Wrestling Media Association (NWMA) in 2016. In 2004, the Iowa City native earned his English degree from the University of Iowa and served as a graduate assistant with the Detroit Lions media relations department. He and his wife, Brooke, have a daughter, Elyse, and a son, Del.

Miller was named director of athletic content in 2016 after serving as director of new media in the University of Iowa athletics department for 10 years. Prior to that, Miller spent nearly 20 years working in the newspaper and sports

information professions. He is a 1984 graduate of Tipton (Iowa) High School and a 1988 graduate of Wartburg College, majoring in communication arts (journalism/public relations). Miller and his wife, Ann, have four children: Ashley, Melissa, Brittney and Kyle, and one grandson, Ryker.

Allan was named associate director of content in 2016 following seven years as a full-time assistant. It is Allan's second stint in the office, as he served as a student assistant from 2000-04. Allan returned to Iowa City after serving as the sports information director at the University of Missouri-Kansas City from 2005-10, and as the athletics media relations intern at Texas Christian University in 2004-05. The Hampton, Iowa, native earned his bachelor's degree in journalism from the University of Iowa in May, 2004. He and his wife, Mary Ann, have four children, Jonathan, Will, Eleanor, and Olivia.

Britt became a fulltime member of the Iowa staff in July, 2015. She served as a student assistant in the Athletic Communications office during her four years as an undergraduate. Britt, a native of Plano, Illinois, earned her bachelor's degree from Iowa in journalism and sports studies in 2015.

Gold is in her second year as assistant director, joining the Iowa program after serving as assistant director of media relations at New Mexico State University. She also served as a media relations assistant at the University of Louisiana Monroe (2014-15) and as a student worker at LSU (2013-14). Gold earned her master's degree from LSU in 2014 and her bachelor's degree from Christian Brothers University in 2012.

Ray joined the UI athletics department in December, 2013, as the athletics department photographer. Ray previously was the Iowa City chief photographer and senior visual journalist for the Cedar Rapids Gazette and is a Davenport, Iowa native. Ray earned a bachelor's degree from Iowa in journalism and psychology in 2002. Brian and his wife, Joanna, have a son, Boston, and a daughter, Joslynn.



BEN NIEMANN



BO BOWER



MATT NELSON



MILES TAYLOR





MATT VANDEBERG



JAMES DANIELS



BOONE MYERS



IKE BOETTGER