



2017 HOUSTON FOOTBALL

#TOWN TAKEOVER™

MEDIA **UH** GUIDE

HOUSTON

THE STYLE-SAVVY RESIDENTS OF THE COUNTRY'S FOURTH-LARGEST CITY AND THIRD-LARGEST COUNTY (HARRIS) KNOW THAT THERE'S NO PLACE QUITE LIKE HOUSTON.

WITH 2.2 MILLION RESIDENTS, HOUSTON IS THE FOURTH MOST POPULOUS CITY IN THE UNITED STATES, TRAILING ONLY NEW YORK, LOS ANGELES AND CHICAGO. IT IS HOME TO THE SECOND LARGEST CONCENTRATION OF FORTUNE 1000 COMPANIES IN THE COUNTRY BEHIND NEW YORK, AND WAS DUBBED BEST CITY IN AMERICA IN 2014 (BUSINESS INSIDER).

HOUSTON RANKS FIRST AMONG U.S. CITIES WHERE PAYCHECKS STRETCH THE FURTHEST (FORBES), AND IS THE MOST RACIALLY AND ETHNICALLY DIVERSE MAJOR METROPOLIS IN THE COUNTRY WITH MORE THAN 145 DIFFERENT LANGUAGES SPOKEN THROUGHOUT THE CITY.

HOUSTON IS HOME TO TWO INTERNATIONAL AIRPORTS WITH DIRECT FLIGHTS TO OVER 121 DOMESTIC LOCATIONS. THE CITY HAS BEEN HOST TO THE SUPER BOWL, FINAL FOUR AND NBA ALL-STAR GAMES AMONG OTHER MAJOR ATTRACTIONS AND IS HOME TO THE NATION'S HIGHEST TV PENETRATION AT 97 PERCENT OF HOUSEHOLDS.



HOUSTON FOOTBALL



2017 OPPONENTS

SEPTEMBER 2
AT UTSA

Date: Sept. 2, 2017
Location: San Antonio, Texas
Series: Series tied 1-1
Last Meeting:
UTSA 27, Houston 7 | 2014

SEPTEMBER 9
AT ARIZONA

Date: Sept. 9, 2017
Location: Tucson, Ariz.
Series: Series tied 1-1
Last Meeting:
Arizona 37, Houston 3 | 1986

SEPTEMBER 16
RICE

Date: Sept. 16, 2017
Location: TDECU Stadium
Series: Houston leads 29-11
Last Meeting:
Houston 31, Rice 26 | 2013

SEPTEMBER 23
TEXAS TECH

Date: Sept. 23, 2017
Location: TDECU Stadium
Series: Houston leads 18-11-1
Last Meeting:
Texas Tech 35, Houston 20 | 2010

SEPTEMBER 30
AT TEMPLE

Date: Sept. 30, 2017
Location: Philadelphia, Pa.
Series: Houston leads 5-0
Last Meeting:
Houston 24, Temple 13 | 2015

OCTOBER 7
SMU

Date: Oct. 7, 2017
Location: TDECU Stadium
Series: Houston leads 20-11-1
Last Meeting:
SMU 38, Houston 16 | 2016

OCTOBER 14
AT TULSA

Date: Oct. 14, 2017
Location: Tulsa, Okla.
Series: Houston leads 23-18
Last Meeting:
Houston 38, Tulsa 31 | 2016

OCTOBER 19
MEMPHIS

Date: Oct. 19, 2017
Location: TDECU Stadium
Series: Houston leads 15-10
Last Meeting:
Memphis 48, Houston 44 | 2016

OCTOBER 28
EAST CAROLINA

Date: Oct. 28, 2017
Location: TDECU Stadium
Series: East Carolina leads 7-5
Last Meeting:
East Carolina 48, Houston 28 | 2012

NOVEMBER 4
AT USF

Date: Nov. 4, 2017
Location: Tampa, Fla.
Series: Series tied 2-2
Last Meeting:
Houston 27, USF 3 | 2014

NOVEMBER 18
AT TULANE

Date: Nov. 18, 2017
Location: New Orleans, La.
Series: Houston leads 16-5
Last Meeting:
Houston 30, Tulane 18 | 2016

NOVEMBER 24
NAVY

Date: Nov. 24, 2017
Location: TDECU Stadium
Series: Houston leads 2-1
Last Meeting:
Navy 46, Houston 40 | 2016

2017 SEASON

COACHING STAFF

THE COUGARS

SEASON REVIEW

HISTORY & RECORDS



MEDIA INFORMATION

HOUSTON ATHLETICS COMMUNICATIONS



DAVID BASSITY
SENIOR ASSOCIATE AD
Cell: (405) 274-1455
dbassity@central.uh.edu
FOOTBALL



JEFF CONRAD
ASSISTANT AD
Cell: (713) 557-3841
jaconrad@central.uh.edu
MEN'S BASKETBALL, MEN'S AND WOMEN'S GOLF



ALLISON MCCLAIN
DIRECTOR
Cell: (936) 635-1129
ammccai@central.uh.edu
BASEBALL, FOOTBALL



ROMAN PETROWSKI
ASSOCIATE DIRECTOR
Cell: (936) 714-6282
rwpetrow@central.uh.edu
WOMEN'S BASKETBALL,
TRACK & FIELD, XC, TENNIS



KYLE ROGERS
ASSISTANT DIRECTOR
Cell: (832) 573-5725
karoger3@central.uh.edu
VOLLEYBALL, SOFTBALL



ALEX BROWN
TED NANCE COMMUNICATIONS ASST.
Office: (713) 743-9404
SOCCER, SWIMMING & DIVING

The University of Houston is an equal opportunity institution whose programs, services, activities and operations are without discrimination as to sex, color, or national origin and are not opposed to qualified handicapped persons.



@UHCougarFB



Houston Cougar Football



UHCougarFB



UHAthletics

TABLE OF CONTENTS

MEDIA INFORMATION

Media Information	2-3
Rosters / Pronunciation Guide	4-5
Houston at a Glance	6-7
2017 Outlook	8-17
TDECU Stadium	18
Houston Athletics Department	19
The University of Houston	20
The City of Houston	21
The American Athletic Conference	22

COACHES & STAFF

Major Applewhite	24-25
Brian Johnson	26
Mark D'Onofrio	27
Clay Jennings	28
A.J. Blum	29
Dan Carrel	30
James Casey	31
Kenny Guiton	32
Kenith Pope	33
Chris Scelfo	34
Support Staff	35-42

THE COUGARS

The Cougars	44-74
2017 Signing Class	75-77

2016 SEASON REVIEW

Team Statistics	80
Individual Statistics	81-83
Game-by-Game Statistics	84
Starting Lineups	85
Participation	86
The Last Time	87
Season Highs	88
Team Game-by-Game	89
Scoring Drives	90-91
Game Recaps	92-98

HISTORY & RECORDS

In Professional Football	100-101
NFL Draft History	102
Andre' Ware & Wilson Whitley	103
Honor Roll	104-108
Bowl History/Recaps	109-121
Year-by-Year Results	122
Coaching History	123
Assistant Coaches	124
Miscellaneous History	125
All-Time Lettermen	126-129
Jersey Numbers	130-133
Television History	134-135
Series Records	136
Series History	137-139
All-Time Results	140-145
Attendance Records	146-147
Individual Records	148-149
Team Records	150-151
Long Plays	152-153
Rushing Records	154-161
Passing Records	162-167
Receiving Records	168-175
All-Purpose Records	176
Total Offensive Records	177
Returns Records	178-179
Scoring Records	180-182
Punting Records	183
Defensive Records	184-187
Annual Leaders	188-195
Houston Year-by-Year	196
Opponents Year-by-Year	197
In the NCAA Records	198-199
Miscellaneous Records	200-201
Bowl Records	202

CONTACT INFO

Athletics Communications Phone
(713) 743-9404

Athletics Communications Fax
(713) 743-9411

TDECU Stadium Press Box Phone
(713) 743-0550

Web Site
UHCougars.com

MAILING ADDRESS

Houston Athletics Communications
3204 Cullen Blvd., Suite 2008
Athletics/Alumni Center
Houston, TX 77204



2017 UNIVERSITY OF HOUSTON FOOTBALL MEDIA GUIDE

The 2017 University of Houston Football media guide was designed, written and edited by the Houston Athletics Communications Department. Covers created by Drew Scholsser and Hana Campbell. Printing by University of Houston Printing and Postal Services.

MEDIA INFORMATION

CREDENTIALS

All requests for working press, radio, television, photography or scouting credentials should be made online at www.uhcougars.com/credentials **AT LEAST ONE WEEK PRIOR TO THE GAME**. Season credential requests should be requested by August 26. Seating in the press box is for **working** media and scouts only.

All space for the working press, radio and television is allocated by the Houston Athletics Communications Office, which reserves the right to deny credentials to any outlet. Spouses, dates, children, equipment carriers and non-workers are restricted from receiving credentials. Any abuse of a working credential will result in the media agency losing credential privileges.

Freelance and/or non-daily writers may be asked to produce copies of actual publications in which their work has appeared. Admission to the press box is by credential only.

ACCREDITATION GUIDELINES

- Only full-time, salaried employees intending to provide actual game coverage may receive credentials.
- A requesting media agency must represent a collective, organizational editorial voice, not simply the offerings of a single individual.
- Membership in a writers' association does not automatically qualify an agency for credentials.
- Previous year's receipt of Houston Athletics credentials and/or credential requests granted by other Houston sports teams do not guarantee granting of 2017-18 Houston Athletics credentials.
- An online entity, not associated with a traditional media agency, may qualify for one credential, subject to the following conditions:

1. An online entity may receive a credential only if its own full-time staff writes a majority of that site's material.
2. Online entities that focus primarily on University of Houston Athletics and sponsor message boards or chat rooms, may receive credentials provided they adhere to a policy that requires that a posted message or opinion is identified with the actual name and city of the individual posting the message.
3. Any online service that is recognized as an outlet intended primarily for the purpose of delivering news related to the recruitment of student-athletes will not qualify for credentials.
4. Online entities (other than those identified above) registering 50,000 legitimate unique users per month in each of the past 12 months will be given first consideration.

HOUSTON ON THE WEB

Houston's athletics home page, featuring information on all 17 varsity sports, can be found at UHCougars.com, the official web site of the Houston Athletics Department.

COLLEGE PRESS BOX.COM

Collegepressbox.com is the official media web site for The American Athletic Conference. Access and download weekly game notes, quotes, statistics, media guides and more for the conference and each of its 12 member schools throughout the season.

Login information will be distributed to accredited media or you can apply for a password by sending an e-mail to password@collegepressbox.com.



ASSISTANCE

The University of Houston Athletics Communications Office is at your service to assist you with your coverage of Houston Football. Senior Associate Athletics Director for Communications David Bassity, Assistant Athletics Director for Communications Jeff Conrad, Director Allison McClain, Associate Director Roman Petrowski, Assistant Director Kyle Rogers and Ted Nance Communications Assistant Alex Brown will be happy to serve you during the 2017 season.

For information regarding credentials, team and student-athlete information, interviews, statistics, photos, video highlights, press conferences and satellite feeds, please call the Houston Athletics Communications Office at (713) 743-9404.

The Athletics Communications Office is located in the Ted Nance Suite (No. 2008) on the second floor of the Athletics/Alumni Center, located on Cullen Boulevard between Darryl & Lori Schroeder Park and Hofheinz Pavilion. If available, parking will be provided in the front lot of the Athletics/Alumni Center.

MAJOR APPLEWHITE INTERVIEWS

Major Applewhite holds a weekly press conference each Monday at 11:05 a.m., in Carl Lewis Auditorium and is available after practice Sunday and Tuesday. Please contact Bassity to set up Applewhite interviews.

STUDENT-ATHLETE INTERVIEWS

Houston student-athletes are available for media interviews on Sunday and Tuesday, either in person or on the phone, following practice (approximately 6:30 p.m.) and during the team's weekly press conference on Mondays.

Please contact the Houston Athletics Communications Office to arrange all student-athlete interviews. The locker, training and weight rooms along with team meeting rooms and hallways inside the Athletics/Alumni Center are off-limits to reporters unless escorted by a member of the Houston Athletics Communications Office.

The Houston Athletics Communications Office does not release student-athletes' phone numbers.

MEDIA WILL CALL

In most cases, credentials will be mailed. Credentials may be picked up through Friday on a game week at the Athletics Communications Office. Credentials not mailed or picked up will be held at media will call, located at Gate 4 on the north side of TDECU Stadium.

PHOTOGRAPHERS

Only accredited photographers on assignment from recognized media outlets will be issued sideline credentials. No freelance photographers will be admitted to the sidelines.

All photographers must obtain and wear an armband (available in the press box on game days) and a media pass to shoot. NCAA rules limit shooting to outside the restraining line enclosing the playing field and outside the 25-yard lines (the team areas). Children under 18 years old are not permitted on the sideline.

The University of Houston is, and shall be, the sole owner of any and all copyrights, intellectual property rights and proprietary rights for images, sounds and data arising from or during Houston home athletics contests.

PARKING

Separate parking passes **WILL** be needed to enter the media portion of the stadium parking garage at TDECU Stadium. Parking is limited and approval of credentials does not constitute approval of parking passes.

PRESS BOX

The TDECU Stadium Pressbox is located on the third floor of the south side of TDECU Stadium and is accessible through elevators located on the south side.

REFRESHMENTS

A pregame meal will be available to the media. Drinks will be available throughout the game.

STATISTICAL SERVICES

Quarter, halftime and complete final statistics will be provided. Postgame quotes from head coach Major Applewhite, student-athletes and the visiting coach will be distributed via email after the game.

Statistics will be emailed to those media who request such service following the game and will be posted at UHCougars.com. To make an email request, please see a member of the Athletics Communications staff in the press box.

POSTGAME INTERVIEWS

Houston maintains a closed-locker room policy. With approximately five minutes remaining in the game, members of the media will be escorted to the field by a member of the Houston Athletics Communications Staff.

Following a cooling off period, head coach Major Applewhite and selected Houston student-athletes will be made available to the press.

Each visiting team will set its own postgame interview policy, which will be announced in the fourth quarter.

VIDEO SERVICES

The University of Houston's Athletics Communications Office can provide video highlights to networks and television stations through Assistant Athletics Director for Video Operations Drew Dennison.

Dennison has editing and studio facilities inside the Athletics/Alumni Center and can reproduce highlights and other materials upon receipt of requester's FTP information. Please make requests at least two days in advance. Contact Dennison at (713) 743-9420.

Video, including b-roll from games and practice, is available on The American Athletic Conference's FTP site for media. For access, please contact Chuck Sullivan from The American at csullivan@theamerican.org.

WEEKLY PRESS CONFERENCE

Members of the working media are invited to attend a weekly press conference with head coach Major Applewhite and members of the Houston football squad. The press conference is held in the Carl Lewis Auditorium at the Athletics/Alumni Center each Monday at 11:05 a.m. Fans and alumni are not allowed entrance.

THE AMERICAN CONFERENCE CALL

Coaches from The American Athletic Conference will participate in a teleconference each Monday.

Media representatives wishing to participate on the teleconference should contact The American Athletic Conference office to obtain the access phone number.

Major Applewhite will be available to take questions for approximately seven to 10 minutes on this call, scheduled to be on from 10:50 a.m. - 11 a.m. CT.

THE AMERICAN CONFERENCE CALL SCHEDULE

Eastern Time	Central Time	Coach
11 a.m.	10 a.m.	Ken Niumatalolo, Navy
11:10 a.m.	10:10 a.m.	Chad Morris, SMU
11:20 a.m.	10:20 a.m.	Randy Edsall, UConn
11:30 a.m.	10:30 a.m.	Scottie Montgomery, ECU
11:40 a.m.	10:40 a.m.	Philip Montgomery, Tulsa
11:50 a.m.	10:50 a.m.	Major Applewhite, Houston
Noon	11 a.m.	Luke Fickell, Cincinnati
12:10 p.m.	11:10 a.m.	Charlie Strong, USF
12:20 p.m.	11:20 a.m.	Geoff Collins, Temple
12:30 p.m.	11:30 a.m.	Mike Norvell, Memphis
12:40 p.m.	11:40 a.m.	Scott Frost, UCF
12:50 p.m.	11:50 a.m.	Willie Fritz, Tulane

2017 SEASON

COACHING STAFF

THE COUGARS

SEASON REVIEW

HISTORY & RECORDS



ROSTERS

2017 SEASON

COACHING STAFF

THE COUGARS

SEASON REVIEW

HISTORY & RECORDS

NUMERICAL ROSTER

NO	NAME	POS
1	Garrett Davis	SAF
1	Bryson Smith	QB
2	Duke Catalon	RB
2	Khalil Williams	SAF
3	Alexander Myres	CB
3	Kyle Postma	QB
4	Devodric Bynum	DB
4	D'Eriq King	QB
5	Marquez Stevenson	WR
5	Collin Wilder	DB
6	Patrick Rosette	DB
6	Jeremy Singleton	WR
8	Emeke Egbule	LB
8	Davion Mitchell	RB
9	Matthew Adams	LB
9	Courtney Lark	WR
10	Kyle Allen	QB
10	Ed Oliver	DT
12	D'Juan Hines	LB
13	Mason McClendon	QB
13	Joel Williams	CB
14	Isaiah Johnson	CB
15	Linell Bonner	WR
15	Grant Stuard	DB
16	Ka'Darian Smith	DB
17	Chauntez Jackson	DE
17	Terry Mark	WR
18	Keith Corbin	WR
19	Javian Smith	DB
20	Roman Brown	LB
20	Kaliq Kokuma	RB
21	Ralph Harvey Jr.	LB
21	Ellis Jefferson	WR
22	Patrick Carr	RB
22	Austin Robinson	LB
23	Terrell Williams	SAF
23	Chandler Smith	RB
24	Jeremy Winchester	CB
25	Dillon Birden	RB
25	D.J. Small	DB
26	Elijah Gooden	LB
26	Kinte Hatton	WR
27	D.J. Jenkins	DE
28	Josh Burrell	RB
28	Amaud Willis-Dalton	LB
29	Darius Gilbert	SAF
30	Alexander Duke	DL
31	Blake Hirsch	RB
32	Khari Dotson	LB
32	Kevrin Justice	RB
33	Ja'Von Shelley	LB
34	Mulbah Car	RB
36	Nomluis Fruge	LB
37	Payton Pardee	LS
37	Caemen Mayfield	SAF
38	Dane Roy	P
41	Derek Parish	LB
41	Joel Scarbrough	K
43	Leroy Godfrey	LB
44	Luke Hogan	K
46	Jordan Milburn	LB
47	Dalton Witherspoon	K
49	David Anenih	LB
50	Aymiel Fleming	DT
51	Na'Ty Rodgers	OL

ALPHABETICAL ROSTER

NO	NAME	POS	HT	WT	CL-EXP	HOMETOWN (HIGH SCHOOL/LAST SCHOOL)
9	Matthew Adams***	LB	6-1	230	Sr.	Missouri City, Texas (Hightower)
10	Kyle Allen	QB	6-3	210	Jr.	Scottsdale, Ariz. (Desert Mountain/Texas A&M)
49	David Anenih	LB	6-3	220	Fr.	Arlington, Texas (Mansfield Timberview)
64	Dennis Bardwell	OL	6-5	280	Fr.	Huffman, Texas (Hargrave)
25	Dillon Birden*	RB	5-9	172	Sr.	Houston, Texas (Cy-Fair/Blinn JC)
15	Linell Bonner**	WR	6-0	202	Sr.	Houston, Texas (Dekaney)
81	Tre'von Bradley	ATH	5-11	185	Fr.	Cleburne, Texas (Cleburne)
93	Colby Brignac	DL	6-1	290	RS-Fr.	New Orleans, La. (Brazoswood)
82	Romello Brooker**	TE	6-4	240	Jr.	Houston, Texas (Alief Taylor)
20	Roman Brown*	LB	6-0	220	Jr.	DeSoto, Texas (Midlothian)
28	Josh Burrell*	RB	5-10	247	So.	Missouri City, Texas (Ridge Point)
4	Devodric Bynum	DB	5-10	175	Fr.	Dallas, Texas (Lincoln)
34	Mulbah Car*	RB	5-11	194	So.	Austin, Texas (John H. Reagan)
22	Patrick Carr	RB	5-10	195	So.	The Woodland, Texas (The Woodlands/Colorado)
52	Jerard Carter**	DE	6-3	297	Jr.	Houston, Texas (Dekaney)
2	Duke Catalon*	RB	6-0	210	Jr.	Houston, Texas (Eisenhower/Texas)
80	Colton Cerday	WR	6-0	216	So.	Wimberley, Texas (Wimberley)
95	Reggie Chevis	DL	6-2	295	Sr.	Houston, Texas (Sharpstown/Texas A&M)
18	Keith Corbin*	WR	6-2	175	So.	Beaumont, Texas (West Brook)
1	Garrett Davis**	SAF	6-1	200	Jr.	Red Oak, Texas (Red Oak)
72	Mason Denley**	OL	6-4	305	Jr.	Columbus, Texas (Columbus)
61	Ryan Deshotel*	OL	6-4	272	So.	Pearland, Texas (Pearland)
32	Khari Dotson	LB	6-1	210	Jr.	Houston, Texas (Memorial)
54	Cameron Doubenmier**	LB	5-11	220	Sr.	League City, Texas (Clear Springs)
30	Alexander Duke	OL	6-3	240	Fr.	Bellaire, Texas (Bellaire)
88	Steven Dunbar***	WR	6-3	210	Sr.	Metairie, La. (Rummel)
8	Emeke Egbule**	LB	6-3	230	Jr.	Galen Park, Texas (North Shore)
89	Parker Eichenberger	TE	6-3	230	Fr.	Katy, Texas (Katy)
76	Kameron Eloph**	OL	6-3	294	Jr.	Bossier City, La. (Parkway)
50	Aymiel Fleming*	DT	6-2	284	So.	La Marque, Texas (La Marque)
53	Alex Fontana*	OL	6-3	310	Sr.	Toronto, Ontario (New Mexico Military Institute)
36	Nomluis Fruge*	OLB	6-0	225	Sr.	Houston, Texas (E.L. Furr)
29	Darius Gilbert*	SAF	6-2	195	So.	Springhill, La. (North Webster)
43	Leroy Godfrey*	LB	6-3	240	So.	Missouri City, Texas (Elkins)
26	Elijah Gooden	LB	6-1	215	Fr.	Boling, Texas (Boling)
21	Ralph Harvey Jr.*	OLB	6-2	245	Sr.	Los Angeles, Calif. (Washington Prep/El Camino College)
26	Kinte Hatton	WR	5-10	170	Sr.	Houston, Texas (Klein Forest/Blinn JC)
12	D'Juan Hines**	ILB	6-1	225	Sr.	Spring, Texas (Dekaney)
31	Blake Hirsch	RB	6-0	220	Jr.	Katy, Texas (Cinco Ranch)
44	Luke Hogan	K	6-1	192	RS-Fr.	Keller, Texas (Keller)
17	Chauntez Jackson**	DE	6-5	280	Sr.	Inglewood, Calif. (Inglewood)
21	Ellis Jefferson	WR	6-4	200	Sr.	Denton, Texas (Guyer/Arizona State)
92	Courtell Jenkins	DL	6-2	320	Sr.	Jersey City, N.J. (DePaul Catholic/Miami)
27	D.J. Jenkins	LB	6-2	260	So.	Huntsville, Texas (Huntsville)
14	Isaiah Johnson*	CB	6-4	205	Jr.	Bryan, Texas (Rudder)
52	Braylon Jones*	OL	6-3	278	So.	Tyler, Texas (John Tyler)
74	Josh Jones*	OL	6-5	280	So.	Richmond, Texas (George Bush)
80	Noah Jones	DL	6-4	245	Fr.	Lancaster, Texas (Lancaster)
32	Kevrin Justice*	RB	5-11	190	So.	Kilgore, Texas (Kilgore)
4	D'Eriq King*	QB	5-10	170	So.	Manvel, Texas (Manvel)
20	Kaliq Kokuma**	RB	5-11	210	Jr.	League City, Texas (Clear Creek)
9	Courtney Lark*	WR	6-1	163	So.	Bellaire, Texas (Bellaire)
85	John Leday*	WR	6-0	200	Sr.	Port Arthur, Texas (Memorial)
87	Alex Leslie*	TE	6-5	240	Sr.	New Braunfels, Texas (New Braunfels/Iowa State)
17	Terry Mark*	WR	6-1	190	So.	Lufkin, Texas (Lufkin)
37	Caemen Mayfield	SAF	5-10	204	Jr.	Fulshear, Texas (LeTourneau)
13	Mason McClendon	QB	5-10	190	Jr.	Midland, Texas (Midland Christian)
83	Derek McLemore	WR	6-0	197	Sr.	Southlake, Texas (Southlake Carroll)
46	Jordan Milburn*	LB	6-1	225	So.	Galveston, Texas (Ball)
66	Cole Miller	OL	5-11	298	RS-Fr.	Deer Park, Texas (Deer Park)
8	Davion Mitchell	RB	5-11	175	Fr.	Rockdale, Texas (Rockdale)
75	Deon Mix	OL	6-4	301	Sr.	Batesville, Miss. (South Panola/Auburn)
75	Jacoby Morrison	DL	6-2	251	So.	Houston, Texas (Dekaney)
77	Keenan Murphy	OL	6-2	295	RS-Fr.	Crosby, Texas (Crosby)
3	Alexander Myres	CB	5-10	184	Sr.	Houston, Texas (The Woodlands College Park)



ROSTERS

NUMERICAL ROSTER

NO	NAME	POS
51	Rasheed Tynes	LB
52	Jerard Carter	DE
52	Braylon Jones	OL
53	Alex Fontana	OL
54	Cameron Doubenmier	ILB
56	Dixie Wooten III	OL
60	Kordell Snyder	OL
61	Ryan Deshotel	OL
62	Jarrid Williams	OL
64	Dennis Bardwell	OL
66	Cole Miller	OL
69	Will Noble	OL
72	Mason Denley	OL
73	Marcus Oliver	OL
74	Josh Jones	OL
75	Deon Mix	OL
75	Jacoby Morrison	DL
76	Kameron Eloph	OL
77	Keenan Murphy	OL
80	Colton Cerday	WR
80	Noah Jones	DL
81	Tre'von Bradley	ATH
82	Romello Brooker	TE
83	Derek McLemore	WR
85	John Leday	WR
86	Mason Tobola	TE
87	Alex Leslie	TE
88	Steven Dunbar	WR
89	Parker Eichenberger	TE
90	Zach Vaughan	DE
91	Nick Thurman	DL
92	Courtjel Jenkins	DL
93	Colby Brignac	OL
95	Reggie Chevis	DL
97	Nick Wildberger	LS
98	Payton Turner	DL
99	Blake Young	DL

ALPHABETICAL ROSTER

NO	NAME	POS	HT	WT	CL-EXP	HOMETOWN (HIGH SCHOOL/LAST SCHOOL)
69	Will Noble**	OL	6-4	290	Jr.	Leander, Texas (Rouse)
10	Ed Oliver*	DT	6-2	290	So.	Houston, Texas (Westfield)
73	Marcus Oliver***	OL	6-3	295	Sr.	Houston, Texas (Westfield)
37	Payton Pardee	LS	5-10	190	So.	Houston, Texas (St. Thomas)
41	Derek Parish	LB	6-2	245	Fr.	Pearland, Texas (Pearland)
3	Kyle Postma**	QB	6-3	205	Sr.	Katy, Texas (Seven Lakes/Trinity Valley CC)
22	Austin Robinson*	LB	6-3	220	Sr.	Pearland, Texas (Episcopal/UTSA)
51	Na'Ty Rodgers*	OL	6-5	292	Sr.	Pomfret, Md. (McDonough/Iowa Western CC)
6	Patrick Rosette	CB	6-1	195	RS-Fr.	Richmond, Texas (Foster)
38	Dane Roy*	P	6-7	230	So.	Bunyip, Australia (St. Paul's AGS)
41	Joel Scarbrough	K	5-10	182	So.	Houston, Texas (Langham Creek)
33	Ja'Von Shelley	LB	6-1	230	Jr.	Klein, Texas (Klein Oak)
6	Jeremy Singleton	WR	5-11	170	Fr.	New Orleans, La. (Brother Martin)
25	D.J. Small	DB	5-9	160	Fr.	Dickinson, Texas (Dickinson)
1	Bryson Smith	QB	5-11	170	Fr.	Tyler, Texas (John Tyler)
23	Chandler Smith	RB	5-7	180	RS-Fr.	Conroe, Texas (Oak Ridge)
19	Javian Smith*	CB	6-1	165	So.	Richmond, Texas (Bush)
16	Ka'Darian Smith*	CB	6-0	172	So.	Spring, Texas (Spring)
60	Kordell Snyder	OL	6-3	265	RS-Fr.	Frisco, Texas (Frisco)
5	Marquez Stevenson	WR	6-0	175	So.	Shreveport, La. (Northwood)
15	Grant Stuard	DB	6-0	215	Fr.	Conroe, Texas (Oak Ridge)
91	Nick Thurman**	DL	6-4	290	Sr.	Dallas, Texas (Lake Highlands)
86	Mason Tobola	TE	6-2	205	RS-Fr.	West, Texas (West)
98	Payton Turner	DL	6-5	217	Fr.	Houston, Texas (Westside)
51	Rasheed Tynes**	LB	5-11	220	Sr.	Baltimore, Md. (Baltimore Poly Tech/Briar Cliff University)
90	Zach Vaughan**	DE	6-4	270	Jr.	Round Rock, Texas (McNeil)
97	Nick Wildberger	LS	6-1	210	Jr.	San Antonio, Texas (Converse Judson)
5	Collin Wilder*	DB	5-11	175	So.	Katy, Texas (Katy)
62	Jarrid Williams*	OL	6-6	290	So.	Cedar Hill, Texas (Cedar Hill)
13	Joel Williams**	CB	5-10	185	Jr.	Missouri City, Texas (Hightower)
2	Khalil Williams***	SAF	6-0	200	Sr.	Missouri City, Texas (Hightower)
23	Terrell Williams*	SAF	6-3	210	Sr.	Lawton, Okla. (Lawton/Northeastern Oklahoma A&M)
28	Amaud Willis-Dalton	LB	6-1	205	Fr.	Cypress, Texas (Cypress Ranch)
24	Jeremy Winchester*	CB	6-0	190	Jr.	Spring, Texas (Klein Collins)
47	Dalton Witherspoon	K	5-9	160	So.	Moore, Okla. (Moore/Northeastern Oklahoma A&M)
56	Dixie Wooten III	OL	6-5	322	Fr.	Houston, Texas (Lamar)
99	Blake Young	DL	6-2	295	So.	Los Angeles, Calif. (Salesian/Cerritos College)

PRONUNCIATION GUIDE

David ANENIH.....uh-Knee-Knee
 Dillon BIRDEN.....burden
 LINELL Bonner.....Luh-Nell
 TRE'VON Bradley.....Tray-Von
 DEVODRIC Bynum.....Duh-vod-Rick
 MULBAH Car.....Mull-Buh
 JERARD Carter.....Ger-rard
 Duke CATALON.....Cat-uh-lon
 Colton CERDAY.....SIR-day
 Reggie CHEVIS.....Cheh-Vis
 Ryan DESHOTEL.....Des-Hotel

KHARI Dotson.....Car-E
 Cameron DOUBENMIER.....Dob-N-Meyer
 EMEKE EGBULE.....uh-Mek-EE Egg-Boo-Lay
 Parker EICHENBERGER.....Ike-In-Burger
 Kameron ELOPH.....Eleph (Elephant)
 AYMIEL Fleming.....uh-meal
 NOMLUIS FRUGE.....Nom-louis Fru-jay
 D'JUAN Hines.....duh-wan
 Blake HIRSCH.....HER-sch
 CHAUNTEZ Jackson.....Shawn-Tez
 COURTEL Jenkins.....CORE-Tell

KEVRIN Justice.....Kev-ren
 D'ERIQ King.....Dee-Eric
 KALIQ KOKUMA.....Ka-Leak Kuh-COOM-uh
 John LEDAY.....Luh-day
 DAVION Mitchell.....DAY-Vee-On
 DEON Mix.....Dee-on
 Kyle POSTMA.....POST-muh
 NA'TY Rodgers.....Nuh-Tie
 Patrick ROSETTE.....Rose-et
 Joel SCARBROUGH.....scar-bro
 JA'VON Shelley.....Juh-Von

JAVIAN Smith.....Jay-vee-N
 KA'DARIAN Smith.....Kuh-Dare-EN
 MARQUEZ Stevenson.....Mar-ques
 Grant STUARD.....Stew-urd
 JARRID Williams.....Jared
 JOEAL Williams.....Joe-El
 KHALIL Williams.....Kuh-Leal
 TERRELL Williams.....Tuh-rel

2017 SEASON

COACHING STAFF

THE COUGARS

SEASON REVIEW

HISTORY & RECORDS



AT A GLANCE

2017 SEASON

COACHING STAFF

THE COUGARS

SEASON REVIEW

HISTORY & RECORDS

Houston Quick Facts

Location: Houston, Texas
 Founded: 1927
 Nickname: Cougars
 Colors: Scarlet and White
 Conference: American Athletic Conference
 Enrollment: 43,770
 Stadium: TDECU Stadium (40,000)
 Chancellor: Dr. Renu Khator
 Vice President for Athletics: Hunter Yurachek
 Football Contact: David Bassity
 Website: www.UHCougars.com | Twitter & Instagram: @UHCougarFB
 Facebook: Houston Cougars Football

FOOTBALL INFORMATION

2016 Overall Record: 9-4
 2016 Conference Record (Standing): 5-3 (fourth, The American - West)

COACHING STAFF

Name (Alma Mater, Year)	Title
Major Applewhite (Texas, 2001)	Head Coach
Brian Johnson (Utah, 2008)	Offensive Coordinator/QBs
Mark D'Onofrio (Penn State, 1992)	Defensive Coordinator/Inside LBs
Clay Jennings (North Texas, 1997)	Co-Defensive Coordinator/Secondary
Chris Scelfo (Louisiana-Monroe, 1988)	Offensive Line
Kenny Guiton (Ohio State, 2013)	Wide Receivers
Kenith Pope (Oklahoma, 1976)	Running Backs
James Casey (Rice, 2008)	Tight Ends
A.J. Blum (Ashland University, 1999)	Defensive Line
Dan Carrel (West Liberty, 2011)	Outside LBs

2017 HOUSTON FOOTBALL SCHEDULE

Date	Opponent (2016 Record)	TV	Location
Sept. 2	at UTSA (6-7)	STADIUM	San Antonio, Texas
Sept. 9	at Arizona (3-9)	ESPN/ESPN2/ESPNU	Tucson, Ariz.
Sept. 16	Rice (3-9)	ESPN3	TDECU Stadium
Sept. 23	Texas Tech (5-7)	TBA	TDECU Stadium
Sept. 30	at Temple (10-4)	TBA	Philadelphia, Pa.
Oct. 7	SMU (5-7)	TBA	TDECU Stadium
Oct. 14	at Tulsa (10-3)	TBA	Tulsa, Okla.
Oct. 19	Memphis (8-5)	ESPN	TDECU Stadium
Oct. 28	East Carolina (3-9)	TBA	TDECU Stadium
Nov. 4	at USF (11-2)	TBA	Tampa, Fla.
Nov. 18	at Tulane (4-8)	TBA	New Orleans, La.
Nov. 24	Navy (9-5)	ABC/ESPN	TDECU Stadium

RETURNING STATISTICAL LEADERS

Rushing						
	Att	Yds	Avg	TD	Avg/G	Lg
Duke Catalan	197	518	2.6	10	43.2	33
Dillon Birden	62	289	4.7	6	24.1	46
Passing						
	Cmp	Att	Int	Pct	Yds	TD
						Eff
Kyle Postma	29	46	2	63.0	210	-
D'Eriq King	2	3	-	66.7	20	1
Receiving						
	Rec	Yds	Avg	TD	Avg/G	Lg
Linell Bonner	98	1,118	11.4	3	93.2	55
Steven Dunbar	53	692	13.1	5	53.2	48
Tackles						
	UT	AT	TT	TFL	Sack	Int
						PBU
						FF
						FR
Matthew Adams	57	25	82	7.5-21	2-10	-
Khalil Williams	52	17	69	6.5-32	2-20	-
Ed Oliver	47	19	66	23-74	5-35	-

What Returns in 2017...

Offensive Lettermen Returning (26)

RB Dillon Birden, WR Linell Bonner, TE Romello Brooker, RB Josh Burrell, RB Mulbah Car, RB Duke Catalan, WR Keith Corbin, OL Mason Denley, OL Ryan Deshotel, WR Steven Dunbar, OL Kameron Eloph, OL Alex Fontana, OL Braylon Jones, OL Josh Jones, RB Kevrin Justice, QB D'Eriq King, RB Kaliq Kokuma, WR Courtney Lark, WR John Leday, TE Alex Leslie, WR Terry Mark, OL Will Noble, OL Marcus Oliver, QB Kyle Postma, OL Na'Ty Rodgers, OL Jarri Williams

Defensive Lettermen Returning (26)

LB Matthew Adams, LB Roman Brown, DL Jerard Carter, DB Garrett Davis, LB Cameron Doubenmier, LB Emeke Egbule, DL Aymiel Fleming, LB Nomluis Fruge, DB Darius Gilbert, LB Leroy Godfrey, LB Ralph Harvey Jr., LB D'Juan Hines, DE Chauntez Jackson, DB Isaiah Johnson, LB Jordan Milburn, DL Ed Oliver, LB Austin Robinson, DB Javian Smith, DB Ka'Darian Smith, DL Nick Thurman, LB Rasheed Tynes, DL Zach Vaughan, DB Collin Wilder, DB Joael Williams, DB Khalil Williams, DB Terrell Williams, DB Jeremy Winchester

Special Teams Lettermen Returning (1)

P Dane Roy

Lettermen Lost (18)

WR Chance Allen, LB Tyus Bowser, K Ty Cummings, DB Michael Eke, DL Zorrell Ezell, TE Chris Johnson, OL Mac Long, DE Cameron Malveaux, TE Tyler McCloskey, QB Hunter McCoy, LS Byron Simpson, DT B.J. Singleton, LB Steven Taylor, LB Davonte Thomas, OL Josh Thomas, QB Greg Ward Jr., DB Brandon Wilson, DB Howard Wilson

Players Redshirted Last Season (11)

QB Kyle Allen, DL Colby Brignac, LB Ralph Harvey Jr., K Luke Hogan, DE Chauntez Jackson, OL Cole Miller, OL Keenan Murphy, CB Patrick Rosette, RB Chandler Smith, OL Kordell Snyder, TE Mason Tobola

Houston Cougars by Class

Seniors (28): LB Matthew Adams, QB Kyle Allen, RB Dillon Birden, WR Linell Bonner, DL Reggie Chevis, LB Cameron Doubenmier, WR Steven Dunbar, OL Alex Fontana, LB Nomluis Fruge, WR Kinte Hatton, LB Ralph Harvey Jr., LB D'Juan Hines, DE Chauntez Jackson, WR Ellis Jefferson, DL Courtel Jenkins, WR John Leday, TE Alex Leslie, WR Derek McLemore, OL Deon Mix, CB Alexander Myres, OL Marcus Oliver, QB Kyle Postma, LB Austin Robinson, OL Na'Ty Rodgers, LS Byron Simpson, DL Nick Thurman, LB Rasheed Tynes, DB Khalil Williams, DB Terrell Williams

Juniors (21): QB Kyle Allen, TE Romello Brooker, LB Roman Brown, DL Jerard Carter, RB Duke Catalan, DB Garrett Davis, OL Mason Denley, LB Khari Dotson, LB Emeke Egbule, OL Kameron Eloph, FB Blake Hirsch, DB Isaiah Johnson, RB Kaliq Kokuma, DB Caemen Mayfield, QB Mason McClendon, OL Will Noble, LB Ja'Von Shelley, DE Zach Vaughan, LS Nick Wildberger, DB Joael Williams, DB Jeremy Winchester

Sophomores (29): RB Josh Burrell, RB Mulbah Car, RB Patrick Carr, WR Colton Cerday, WR Keith Corbin, OL Ryan Deshotel, DT Aymiel Fleming, DB Darius Gilbert, LB Leroy Godfrey, LB D.J. Jenkins, OL Braylon Jones, OL Josh Jones, RB Kevrin Justice, QB D'Eriq King, WR Courtney Lark, WR Terry Mark, LB Jordan Milburn, DL Jacoby Morrison, DT Ed Oliver, LS Peyton Pardee, P Dane Roy, K Joel Scarbrough, DB Javian Smith, DB Ka'Darian Smith, WR Marquez Stevenson, DB Collin Wilder, OL Jarri Williams, K Dalton Witherspoon, DL Blake Young

Redshirt-Freshmen (9): DL Colby Brignac, K Luke Hogan, OL Cole Miller, OL Keenan Murphy, DB Patrick Rosette, RB Chandler Smith, OL Kordell Snyder, TE Mason Tobola, OL Dixie Wooten

Freshmen (16): LB David Anenih, OL Dennis Bardwell, ATH Tre'von Bradley, DB Devodric Bynum, DL Alexander Duke, TE Parker Eichenberger, LB Elijah Gooden, DL Noah Jones, RB Davion Mitchell, LB Derek Parish, WR Jeremy Singleton, DB D.J. Small, QB Bryson Smith, DB Grant Stuard, DL Payton Turner, LB Amaud Willis-Dalton



AT A GLANCE

2017 SEASON

COACHING STAFF

THE COUGARS

SEASON REVIEW

HISTORY & RECORDS

WHAT RETURNS BY PERCENTAGE

Rushing Yards	72.6%
Passing Yards	0.8%
Receiving Yards	71.6%
Punt Return Yards	100%
Kickoff Return Yards	35.1%
Scoring	47.9%
Total Offense	29.2%
All-Purpose Yards	65.6%
Field Goals	0%
Punting Yards	100%
Tackles	67.4%
Tackles for Loss	64%
Sacks	48.7%
Interceptions	0%
Fumbles Recovered	45.5%
Fumbles Forced	69.2%

HOW THE TEAM WAS BUILT...

2013 Signing Class (5)

LB Nomluis Fruge, LB D'Juan Hines, DL Chauntez Jackson, WR John Leday, DL Nick Thurman

2014 Signing Class (14)

LB Matthew Adams, TE Romello Brooker, DL Jerard Carter, DB Garrett Davis, OL Mason Denley, WR Steven Dunbar, DB Isaiah Johnson, RB Kaliq Kokuma, OL Marcus Oliver, LB Ja'Von Shelley, DL Zach Vaughan, DB Joeal Williams, DB Khalil Williams, DB Jeremy Winchester

GEOGRAPHICAL BREAKDOWN...

Arizona: QB Kyle Allen
Australia: P Dane Roy
California: LB Ralph Harvey Jr., DE Chauntez Jackson, DL Blake Young
Canada: OL Alex Fontana
Louisiana: DL Colby Brignac, WR Steven Dunbar, OL, Kameron Eloph, DB Darius Gilbert, WR Jeremy Singleton, WR Marquez Stevenson
Maryland: OT Na'Ty Rodgers, LB Rasheed Tynes
Mississippi: OL Deon Mix
New Jersey: DL Courtel Jenkins
Oklahoma: DB Terrell Williams, K Dalton Witherspoon

STARTERS

Offensive Starters Returning (17)

WR Steven Dunbar	27
OL Will Noble	20
OL Marcus Oliver	15
OL Josh Jones	13
OL Mason Denley	12
WR Linell Bonner	11
OL Kameron Eloph	8
OL Na'Ty Rodgers	7
RB Duke Catalon	7
OL Braylon Jones	6
OL Alex Fontana	5
RB Dillon Birden	5
WR D'Eriq King	4
RB Kevrin Justice	2
QB Kyle Postma	2
WR Keith Corbin	2
WR Isaiah Johnson	1

2015 Signing Class (13)

OL Ryan Deshotel, LB Emeke Egbule, OL Kameron Eloph, DB Darius Gilbert, LB Leroy Godfrey, LB Ralph Harvey Jr., LB D.J. Jenkins, OL Josh Jones, RB Kevrin Justice, LB Jordan Milburn, OL Will Noble, QB Kyle Postma, OL Jarrid Williams

2016 Signing Class (21)

QB Kyle Allen, RB Mulbah Car, RB Duke Catalon, WR Keith Corbin, DT Aymiel Fleming, OL Alex Fontana, OL Braylon Jones, QB D'Eriq King, WR Courtney Lark, TE Alex Leslie, WR Terry Mark, OL Keenan Murphy, DT Ed Oliver, OL Na'Ty Rodgers, DB Patrick Rosette, DB Javian Smith, DB Ka'Darian Smith, WR Marquez Stevenson, DB Terrell Williams, DB Collin Wilder, OL Dixie Wooten

Texas: LB Matthew Adams, LB David Anenih, OL Dennis Bardwell, RB Dillon Birden, WR Linell Bonner, ATH Tre'von Bradley, TE Romello Brooker, LB Roman Brown, RB Josh Burrell, DB Devodric Bynum, RB Mulbah Car, RB Patrick Carr, DL Jerard Carter, RB Duke Catalon, WR Colton Cerday, DL Reggie Chevis, WR Keith Corbin, DB Garrett Davis, OL Mason Denley, OL Ryan Deshotel, LB Khari Dotson, LB Cameron Doubenmier, OL Alexander Duke, LB Emeke Egbule, TE Parker Eichenbeger, DT Aymiel Fleming, LB Nomluis Fruge, LB Leroy Godfrey, LB Elijah Gooden, WR Kinte Hatton, LB D'Juan Hines, FB Blake Hirsch, K Luke Hogan, WR Ellis Jefferson, LB D.J. Jenkins, DB Isaiah Johnson, OL Braylon Jones, OL

Defensive Starters Returning (11)

LB Matthew Adams	17
DB Khalil Williams	17
DL Ed Oliver	13
DB Garrett Davis	12
CB Jeremy Winchester	10
DL Jerard Carter	9
DL Nick Thurman	7
LB D'Juan Hines	7
DB Terrell Williams	5
LB Emeke Egbule	5
DL Zach Vaughan	1

Specialists Starters Returning (1)

P Dane Roy	13
------------	----

2017 Signing Class (23)

LB David Anenih, OL Dennis Bardwell, ATH Tre'von Bradley, DB Devodric Bynum, DL Reggie Chevis, DL Alexander Duke, TE Parker Eichenberger, LB Elijah Gooden, WR Ellis Jefferson, DL Courtel Jenkins, DL Noah Jones, RB Davion Mitchell, OL Deon Mix, LB Derek Parish, P Dane Roy, WR Jeremy Singleton, DB D.J. Small, QB Bryson Smith, DB Grant Stuard, DL Payton Turner, LB Amaud Willis-Dalton, K Dalton Witherspoon, DL Blake Young.

Walk-Ons Now Scholarship (5)

WR Linell Bonner, LB Cameron Doubenmier, QB Mason McClendon, WR Derek McLemore, LB Rasheed Tynes

Josh Jones, DL Noah Jones, RB Kevrin Justice, QB D'Eriq King, RB Kaliq Kokuma, WR Courtney Lark, WR John Leday, TE Alex Leslie, WR Terry Mark, DB Caemen Mayfield, QB Mason McClendon, WR Derek McLemore, LB Jordan Milburn, OL Cole Miller, RB Davion Mitchell, DL Jacoby Morrison, OL Keenan Murphy, DB Alexander Myres, OL William Noble, DT Ed Oliver, OL Marcus Oliver, LS Payton Pardee, LB Derek Parish, QB Kyle Postma, LB Austin Robinson, DB Patrick Rosette, K Joel Scarbrough, LB Ja'Von Shelley, DB D.J. Small, QB Bryson Smith, RB Chandler Smith, OL Kordell Snyder, DB Grant Stuard, DL Nick Thurman, TE Mason Tobola, DL Payton Turner, DL Zach Vaughan, LS Nick

Offensive Starters Lost (5)

QB Greg Ward Jr.	37
TE Tyler McCloskey	29
WR Chance Allen	25
OL Mac Long	4
OL Josh Thomas	1

Defensive Starters Lost (6)

LB Steven Taylor	45
CB Brandon Wilson	29
DE Cameron Malveaux	27
DT B.J. Singleton	25
LB Tyus Bowser	24
CB Howard Wilson	16

Specialists Starters Lost (2)

K Ty Cummings	23
LS Byron Simpson	13

Walk-Ons (21)

RB Dillon Birden, OL Colby Brignac, LB Roman Brown, RB Josh Burrell, RB Patrick Carr, WR Colton Cerday, LB Khari Dotson, WR Kinte Hatton, RB Blake Hirsch, K Luke Hogan, DB Caemen Mayfield, OL Cole Miller, DL Jacoby Morrison, DB Alexander Myres, LS Payton Pardee, LB Austin Robinson, K Joel Scarbrough, RB Chandler Smith, OL Kordell Snyder, TE Mason Tobola, LS Nick Wildberger

Wildberger, DB Collin Wilder, OL Jarrid Williams, DB Joeal Williams, DB Khalil Williams, DB Amaud Willis-Dalton, DB Jeremy Winchester, OL Dixie Wooten



THE HOUSTON COUGARS

2017 SEASON

COACHING STAFF

THE COUGARS

SEASON REVIEW

HISTORY & RECORDS

ABOUT THE 2017 COUGARS

« Twenty-nine full or part-time starters return in 2017 for Houston. The 2016 leaders in rushing, receiving, punt returns, all-purpose yards, punting, tackles, tackles for loss and forced fumbles all returned.

« The program welcomed an incoming signing class of 23 that is comprised of 17 freshmen, four four-year transfers and two junior college transfers. Junior college transfer kicker Dalton Witherspoon is the lone member of the 2017 signing class that joined the program for spring practice.

« Houston's roster sports 49 upperclassmen and 54 underclassmen. Eleven players redshirted last season.

« While Houston lost just 11 players with starting experience, those 11 accounted for 262 career starts, an average of 23.8 career starts per player. By comparison, the 29 returning players with starting experience combine for 250 career starts, an average of 8.6 career starts per player.

« Since 2014, Houston leads the state of Texas among FBS schools with 30 wins. The Cougars are one win ahead of TCU, two ahead of Baylor, six ahead of Texas A&M and 14 games ahead of Texas and Texas Tech in that span.

« Houston also leads the state of Texas among FBS schools with nine seasons of at least eight wins since 2006. TCU is second with eight seasons while Texas, Texas A&M and Texas Tech are tied for third with seven each.

« After three years of competition, the 2017 senior class is the 20th-most winningest class in Houston football history with 30 wins since starting in 2014. The class is only four wins away from moving into the top five and eight wins away from the record of 38 established by the 2016 senior class.

« Houston, Alabama and Florida State were the only three teams to defeat a ranked opponent by double digits in the opening weekend of last season. They were also three of five schools nationally to score at least 30 points on a ranked opponent in the opening weekend, joining Georgia (33 vs. North Carolina) and South Dakota State (41 vs. TCU) in accomplishing the feat.

« Houston started 5-0 in back-to-back seasons in 2015 and 2016 for the first time in program history.

« Over the past two seasons, Houston has 22 wins, the fourth-best total in the nation behind the 28 wins of Alabama and Clemson, and 23 of Ohio State.

« Houston's 22 wins over the last two seasons mark the best two-season total in program history, topping the 21 wins from 2014-15.

« With its 36-10 win over No. 3 Louisville and 33-23 win over No. 3 Oklahoma last season, Houston has now won six straight against AP top-25 teams and four straight against AP top-10 teams, the longest active streaks for both entering 2017.

State of Texas Wins - 2014-16

Rank	Team	Wins
1.	Houston	30
2.	TCU	29
3.	Baylor	28
4.	Texas A&M	24

Wins Over 2015-16

Rank	Team	Wins
1.	Alabama	28
	Clemson	28
3.	Ohio State	23
4.	Houston	22

COACHING CHANGES

« On Dec. 9, 2016, Houston offensive coordinator Major Applewhite was named the program's head coach after former Houston head coach Tom Herman accepted the same position at the University of Texas. The first-time head coach boasts 11 years of coaching experience in the state of Texas and had spent seven seasons as an offensive coordinator on the FBS level before receiving his latest promotion.

« Applewhite is one of five full-time coaches on the 2017 Houston coaching staff who were a part of the Houston program in 2016, four of which were on the offensive side of the ball. Running backs coach Kenith Pope returns while James Casey was elevated from offensive analyst to tight ends coach and Kenny Guiton from offensive graduate assistant to wide receivers coach. On the defensive side of the ball, Dan Carrel was elevated from defensive graduate assistant to outside linebackers coach.

« Brian Johnson, a Baytown, Texas, native who comes from the Urban Meyer offensive tree and served as Dak Prescott's mentor at Mississippi State, was named the program's offensive coordinator and quarterbacks coach while Mark D'Onofrio was named the defensive coordinator and inside linebackers coach after five seasons as defensive coordinator at Miami.

« A veteran coach with experience both on the NFL level and as an FBS head coach, Chris Scelfo was named Houston's offensive line coach after six seasons as the tight ends coach for the Atlanta Falcon.

« Clay Jennings, who has 13 seasons experience coaching in the state of Texas, joined the program as co-defensive coordinator and secondary coach.

« Defensive line coach A.J. Blum rounds out the new staff, joining UH after eight seasons as assistant head coach and co-defensive coordinator at Westfield High School in Spring, Texas, where he worked specifically with the defensive line, developing several players into FBS level talent, including Houston's Ed Oliver.

2016 AMERICAN STANDINGS

West	American	Pct.	Overall	Pct.
Navy	7-1	.875	9-5	.643
Tulsa	6-2	.750	10-3	.769
Memphis	5-3	.625	8-5	.615
Houston	5-3	.625	9-4	.692
SMU	3-5	.375	5-7	.417
Tulane	1-7	.125	4-8	.333

East	American	Pct.	Overall	Pct.
Temple	7-1	.875	10-4	.714
USF	7-1	.875	11-2	.846
UCF	4-4	.500	6-7	.462
Cincinnati	1-7	.125	4-8	.333
East Carolina	1-7	.125	3-9	.250
UConn	1-7	.125	3-9	.250

UH'S LANDMARK WINS

Win	Date	Opp.	Game No.
1	9/27/46	West Texas St. (14-12)	2
10	10/16/48	East Texas St. (18-7)	26
50	12/3/55	Wyoming (26-14)	102
100	10/29/66	Tampa (48-9)	207
200	10/6/79	Baylor (13-10)	339
300	9/4/99	Rice (28-3)	562
400	10/11/14	Memphis (28-24)	765

RECORD BREAKDOWN

	2016	Streak
Overall	9-4	L2
Home	6-0	W15
Road	2-3	L3
Neutral	1-1	L1
Overtime	0-0	W1
American	5-3	L1
American Home	4-0	W10
American Away	1-3	L3
Non-Conference	4-1	L1



OFFENSE NOTES

SINGLE-GAME MILESTONES

300-Yard Passing Games

Kyle Allen (3 - at Texas A&M)

Date	Opponent	C-A-I	Yds.	TD	W/L
9/26/15	Arkansas	21-28-0	358	2	W
11/21/15	at Vanderbilt	18-36-0	336	1	W
10/3/15	Mississippi State	25-41-0	322	2	W

100-Yard Rushing Games

Mulbah Car (1)

Date	Opponent	Att.	Yards	TD	W/L
9/10/16	Lamar	20	109	1	W

Kevrin Justice (1)

Date	Opponent	Att.	Yards	TD	W/L
9/10/16	Lamar	27	111	2	W

Kyle Postma (1)

Date	Opponent	Att.	Yards	TD	W/L
9/10/16	Lamar	7	106	2	W

100-Yard Receiving Games

Linell Bonner (4)

Date	Opponent	Rec.	Yards	TD	W/L
11/25/16	at Memphis	17	235	1	L
9/29/16	UConn	12	159	1	W
9/15/16	at Cincinnati	8	119	0	W
10/8/16	at Navy	9	117	0	L

Steven Dunbar (3)

Date	Opponent	Rec.	Yards	TD	W/L
11/22/14	Tulsa	7	150	0	W
9/3/16	Oklahoma	7	125	0	W
10/8/16	at Navy	9	112	1	L

Active Win Streak vs. AP Top 25

Rank	Team	Wins
1.	Houston	6
2.	Clemson	5
	Oklahoma	5
4.	USC	3

Active Win Streak vs. AP Top 10

Rank	Team	Wins
1.	Houston	4
2.	Clemson	3
	Texas	3
	Boise State	3

ON THE OFFENSIVE

« Since 2006, only Oregon (73,487) has racked up more offensive yards than Houston who has 71,251 yards in that time.

Rank	Team	Total Yards (06-present)
1.	Oregon	73,487
2.	HOUSTON	71,251
3.	Texas Tech	70,650
4.	Oklahoma	70,144
5.	Nevada	64,415

OFFENSIVE IMPROVEMENT

	2015-16	2014
Total Offense	464.5	414.1 (55th)
Scoring Offense	38.2	29.8 (57th)
Passing Offense	271.4	230.2 (64th)
Rushing Offense	193.1	183.8 (42nd)

« Houston has scored in 212 straight games dating back to Sept. 30, 2000.

« Fifteen of Houston's 70 scoring drives last season lasted less than two minutes with three lasting less than one minute, the quickest just six seconds with a one-play, 13-yard drive on the first offensive play vs. Louisville.

« Houston had 11 scoring drives of four plays or less including three two-play drives and one one-play drive.

« With a balanced attack, Houston was one of just 15 schools nationally to average over 145 yards per game rushing (147.1) and over 295 yards passing per game (296.3).

« The Cougars were one of 19 teams nationally with at least 29 rushing touchdowns and 24 passing touchdowns.

« Houston was 17th nationally with 225 plays of 10+ yards.

« The versatility of the offense was evident as seven different players had rushing touchdowns last season for Houston while eight different players had receiving touchdowns and two different players had passing touchdowns.

« Against Louisville, Houston scored 16 points above the Cardinals' defensive scoring average and scored the most on UL since the Cardinals gave up 42 points to No. 5 Clemson earlier in the season.

« Houston totaled 624 yards against Memphis, its fifth game over 600 yards of total offense over the last two years. Houston now has 75 games with 600+ yards in program history.

« Over the last two seasons, Houston has 11 games with 500+ yards of total offense and has scored more than 40 points 12 times and more than 50 points five times.

A NEW LOOK UNDER CENTER

« With the graduation of Greg Ward Jr., the Houston program lost its second-most winningest quarterback in program history with 27 career wins.

« Ward also closed his career in the program's top five for career passing yards, passing touchdowns, completions and total offense. He finished 10th in program history for career rushing yards while setting the program's career rushing record by a quarterback with 2,375 career yards.

« Looking to step in for Ward in 2017 will be junior Kyle Allen, who sat out the 2016 season under NCAA transfer rules after transferring to the program from Texas A&M. The nation's No. 1 quarterback in the 2014 recruiting class ran Houston's scout team in during his season off.

« With the Aggies, Allen started 14 games over two seasons while seeing action in 20 games total. His sophomore season saw Allen lead Texas A&M in passing and total offense, completing 160-of-283 passes for 2,210 yards and 17 touchdowns against seven interceptions while also adding 102 yards on the ground as he became just the eighth quarterback in Texas A&M history to pass for 2,000 yards and 15 touchdowns in a season.

« Allen threw for 1,322 yards and 16 touchdowns as a freshman against seven interceptions on 118-of-192 passing and closed the year with MVP honors in an AutoZone Liberty Bowl win over West Virginia, throwing for 294 yards and four touchdowns while adding 33 yards rushing against the Mountaineers.

« In addition to Allen, Houston returns two understudies for Ward in senior Kyle Postma and sophomore D'Eriq King. Both highly athletic, the two have also seen time at receiver during their careers at Houston.

« Postma has seen action in 19 career games over two seasons with two career starts at quarterback. His first three games of action came at receiver in 2015 when he caught six passes for 145 yards and a touchdown before being moved back to quarterback due to injuries suffered by others. Passing wise, he has thrown for 663 yards and three touchdowns against three interceptions on 72-of-114 passing.

« King has a similar story to Postma, seeing action at receiver in nine games in 2016 before moving back to QB after Postma was injured. He had 29 receptions for 228 yards and one TD while completing two of his three passing attempts for 20 yards and one touchdown.

« The group was bolstered in the summer by freshman Bryson Smith. Smith bears a physical resemblance to Ward and coincidentally followed in Ward's footsteps as quarterback at John Tyler High School in Tyler, Texas.



OFFENSE NOTES

2017 SEASON

COACHING STAFF

THE COUGARS

SEASON REVIEW

HISTORY & RECORDS

CHART CLIMBERS

RECEPTIONS • CAREER

1. Tyrone Carrier (2008-11)	320
.....	
18. Tracy Good (1989-92)	138
19. Brandon Middleton (1999-03)	137
20. Brian Robinson (1998-02)	136
21. Daniel Spencer (2011-13)	129
22. Charles West (1993-96)	127
23. Linell Bonner (2014-)	123
24. Justin Johnson (2007-11)	120
25. Chuck Weatherspoon (1987-90)	117
26. Marcus Grant (1989-91)	116
27. Jeron Harvey (2005-07)	110
28. Carl Hilton (1982-85)	106
29. Don Bass (1974-77)	105
30. Steven Dunbar (2014-)	104

RECEIVING YARDS • CAREER

1. Patrick Edwards (2008-11)	4,507
.....	
23. Ron Peters (1991-94)	1,628
24. Jeron Harvey (2005-07)	1,602
25. Mark Hafner (2004-08)	1,566
26. Brian Williams (1987-90)	1,516
27. Carl Hilton (1982-85)	1,449
28. Linell Bonner (2014-)	1,435
29. Lonell Phea (1978-81)	1,408
30. Chuck Weatherspoon (1987-90) .	1,375
31. Charles West (1993-96)	1,371
32. Steven Dunbar (2014-)	1,360

HANDY TOOLS TO HAVE

« The wide receiver position provides Houston with talented leaders mixed with a group of promising underclassmen. The two leaders in Steven Dunbar (27) and Linell Bonner (11) combine for 38 career starts and 62 career games played while a quartet of sophomores will look to expand on true freshman seasons that saw each play an expanded role late in the year.

« Bonner leads all returning receivers in The American and is second nationally with 98 reception in 2016. He looks to follow up on a season that saw the former walk-on total 1,118 yards and three touchdowns.

« Houston's No. 2 pass catcher in terms of touchdowns last season with five, Dunbar totaled 53 receptions for 692 yards and looks to expand his role with the graduation of Chance Allen who had 56 receptions for 815 yards and six scores.

« The quartet of Keith Corbin, Courtney Lark, Terry Mark and Marquez Stevenson combined for 22 games played as true freshmen in 2016 although Stevenson was healthy and available for only two games. Corbin led the quartet with six receptions for 68 yards while both Lark and Mark had three each, going for 26 yards and eight yards, respectively.

« Others in the group who could step up this season are seniors John Leday and Derek McLemore. Leday has five career receptions for 50 yards and a score while McLemore has two for 12 yards.

« The group is joined by freshman Jeremy Singleton who closed his high school career as New Orleans' Brother Martin's career receiving leader with 76 receptions for 1,384 yards and 19 touchdowns and graduate transfer Ellis Jefferson who saw action in 38 games over three seasons at Arizona State.

BACK TO THE BACKS

« Houston returns every scholarship running back from the 2016 team led by junior Duke Catalon who totaled 528 yards rushing and four touchdowns on 145 attempts. He also added 44 receptions for 281 yards and three scores.

« Senior Dillon Birden, who started five games as a walk-on in 2016, will continue to push Catalon after running for 289 yards and six scores on 62 attempts while pulling in seven receptions for 54 yards and a touchdown.

« Sophomores Mulbah Car (49-206), Kevrin Justice (34-149), Josh Burrell (12-51) were next on the Houston rushing chart in 2016 while junior Kalij Kokuma also rushed four times for 15 yards and junior Blake Hirsch had one attempt for three yards.

« Freshman Davion Mitchell joins the program after rushing for 1,598 yards and 31 touchdowns as a senior at Rockdale High School (TX). Mitchell totaled 3,283 rushing yards and 48 touchdowns in his high school career.

PAVING THE WAY

« The group that returns the most in terms of experience will offer new offensive line coach Chris Scelfo a variety of parts to move around the line. Scelfo steps into a position with eight returners combining for 86 career starts and 133 career games played. All eight started at least five games in 2016.

« Center Will Noble leads all in terms of starting experience with 20 career games started, including eight in 2015 en route to earning FWAA Freshman All-America honors. The junior missed Houston's spring practice with a leg injury suffered in offseason workouts.

« Senior Marcus Oliver leads the team in overall experience with 34 career games played while totaling 15 career starts, eight of which came at guard in 2016. Juniors Mason Denley and Kameron Eloph also have experience at the guard position with Denley owning 12 career starts, six in 2016, and Eloph with nine career starts, four of which came in 2016.

« Sophomore Josh Jones stepped into the starting role at left tackle for the 2016 opener and never looked back, starting all 13 games after redshirting his first season on campus. On the opposite side, Braylon Jones started the final six games of the season at right tackle as a true freshman after stepping in for an injured Na'Ty Rodgers who returns for his senior season after starting the first seven games of 2016.

« Senior Alex Fontana rounds out the returning group with starting experience after picking up five starts last season - three at left guard and one each at right guard and center.

« Other scholarship linemen that will look to compete this spring are sophomores Ryan Deshotel and Jarrid Williams, redshirt-freshman Keenan Murphy and freshman Dixie Wooten III

« The group added freshman Dennis Bardwell in the 2017 signing class along with Deon Mix, a graduate transfer from Auburn. From Huffman Hargrave High School in Huffman, Texas, Bardwell was rated the No. 10 offensive guard in the state of Texas by Scout. He did not give up a sack his senior year while totaling 80 pancakes in 10 starts.



DEFENSE NOTES

2017 SEASON

COACHING STAFF

THE COUGARS

SEASON REVIEW

HISTORY & RECORDS

DEFENSIVE SCORING PLAYS (20)

Over the last four years ...

2016 (8)

- Tyus Bowser safety vs. Louisville
- Team safety vs. Tulane
- Jeremy Winchester 0-yd FR vs. Tulane
- Team safety at SMU
- Emeke Egbule 24-yd FR vs. Tulsa
- Team safety at Cincinnati
- Steven Taylor 74-yard INT at Cincinnati
- Howard Wilson 28-yard INT at Cincinnati

2015 (5)

- Trevon Stewart safety vs. Cincinnati
- Brandon Wilson 51-yard INT vs. Cincinnati
- William Jackson 55-yard INT vs. Vanderbilt
- Brandon Wilson 85-yard FR at UCF
- William Jackson 35-yard INT vs. Texas State

2014 (3)

- Adrian McDonald 0-yard FR vs. Tulane
- Vincent Hall 0-yard FR vs. Grambling
- Trevon Stewart 29-yard INT vs. Temple

2013 (4)

- William Jackson 96-yard INT at UTSA
- Derrick Mathews 29-yard INT vs. BYU
- Derrick Mathews safety vs. BYU
- Trevon Stewart 15-yard FR vs. Cincinnati

2016 DOUBLE-DIGIT TACKLE GAMES

Matthew Adams	3
Ed Oliver	2
Garrett Davis	1
D'Juan Hines	1
Khalil Williams	1

CAREER DOUBLE-DIGIT TACKLE GAMES

Matthew Adams	6
Ed Oliver	2
Garrett Davis	1
D'Juan Hines	1
Khalil Williams	1

THIRD WARD DEFENSE

« The Houston defense finished 2016 with the No. 4 rushing defense in the nation, allowing an average of 100.2 yards per game. Houston also ranked 13th in total defense (319.6 yards per game), ninth in first down defense (213) and 30th in scoring defense (23.5 points per game). UH led The American in rushing defense and first down defense and was second behind Temple in total defense and scoring defense. It ranked fourth in the league in passing defense.

« The Houston defense is one of just 10 nationally to hold opponents to an average of under 25 points scoring per game in each of the last four seasons. Taking it down a point further, UH is one of just seven schools to hold its opponents under 24 points per game in each of the last four seasons, joining Alabama, Clemson, Florida, Ohio State, Stanford and Wisconsin in accomplishing the feat.

« Houston was third nationally with five defensive touchdowns, trailing just Alabama (11) and Ohio State (7).

« The Cougars were 17th nationally and second in The American with 39 sacks. Houston had two players in the top four of The American in sacks with Steven Taylor and Tyus Bowser tied for third with 8.5 each.

« Navy snapped Houston's seven-game streak of not allowing an opponent to rush for over 100 yards when it ran for 306 yards. Prior to the streak, the Midshipmen were the last team to rush for over 100 yards. During the streak, Houston held Temple, Florida State, Oklahoma, Lamar, Cincinnati, Texas State and UConn to a combined 324 rushing yards. Houston held seven opponents below the century mark in 2016.

« The Cougars set a program record when they allowed Lamar just 73 total offensive yards, besting a 47-year old record of 74 yards set by the 1969 Houston team against Mississippi State.

« The Houston defense held Oklahoma, who averaged 43.9 points per game in 2016, to 23 points in its season opener.

« Oklahoma, who averaged 554.8 yards per game in 2016, had 393 total yards against the Houston defense including just 70 on the ground. OU averaged 236.8 yards rushing last season.

« Houston held Cincinnati to its lowest output of total offense at home (307 yards) since Dec. 4, 2010, against Pittsburgh. The 30 total rushing yards on 25 attempts were the Bearcats' fewest since rushing for 15 yards on 32 attempts in their 2010 season opener at Fresno State.

« Against UCF, the Houston defense held the Knights to only 29 total yards in the second half, including negative 55 yards rushing, after allowing 166 total yards and 95 rushing yards in the first half.

« Houston held Tulane to 128.1 yards below its rushing average with its lowest rushing output of the year (100 yards).

« Houston held Louisville to 32.5 points below its scoring average, 141.1 yards below its rushing average, 79.5 yards below its passing average and 220.7 yards below its total offense average while totaling 11 sacks.

« Louisville's 10 points were its lowest since scoring only seven vs. North Carolina on Oct. 8, 2011.

TURNOVER U

« Since the start of the 2013 season, no program has taken the ball away from opposing offenses more than Houston with 126 turnovers forced in that time with 18 in 2016, 35 in 2015, 30 in 2014 and 43 in 2013.

« UH has forced multiple turnovers in 43 of its last 60 games.

« Houston upped the ante against Cincinnati as it recorded three turnovers, all fourth quarter interceptions, to help Houston overcome a 16-12 fourth-quarter deficit en route to a 40-16 win. The Houston offense followed Howard Wilson's first interception of the night with an 11-play, 60-yard touchdown drive before Steven Taylor and Wilson ended the next two Cincinnati drives with back-to-back pick-sixes. After Taylor returned a Bearcat interception 74 yards for a touchdown, Wilson returned one on the very next play 28 yards for his first career defensive touchdown.

« Garrett Davis and Emeke Egbule teamed up for one of Houston's biggest turnovers this season when Davis hit Tulsa quarterback Dane Evans for a fumble-forcing sack that Egbule scooped up and returned 24 yards for the winning touchdown with 1:21 left in Houston's 38-31 win.

« Houston established a new season high with four turnovers vs. UCF with interceptions from Brandon Wilson and Howard Wilson and fumble recoveries from Davis and Taylor.

« UH recovered three fumbles against Louisville - one on special teams from Dillon Birden and two on defense by Howard Wilson and Malveaux.

« The Cougars were opportunistic when creating turnovers last season, turning 18 turnovers into 87 points, including 28 points directly on the interception returns from Steven Taylor and Howard Wilson at Cincinnati and fumble recoveries from Emeke Egbule vs. Tulsa and Jeremy Winchester vs. Tulane.

Most Turnovers Since 2013...

Team	Total
1. Houston	126
2. Washington	112
3. Louisiana Tech	108
Louisville	108
San Diego State	108



DEFENSE NOTES

2017 SEASON

COACHING STAFF

THE COUGARS

SEASON REVIEW

HISTORY & RECORDS

ED-UCATION

- « The American Athletic Conference and the nation were quickly introduced to Houston defensive tackle Ed Oliver last season as the true freshman earned seven First Team All-America honors, FWAA Freshman All-America Honors and was named The American's Rookie of the Year.
- « Ranked the nation's No. 2 defensive tackle in the 2016 signing class by ESPN, Oliver did not wait long to make his impression felt for Houston, earning his first career start against Oklahoma and leading all defensive linemen in the game with seven tackles including two sacks.
- « Oliver finished second nationally in 2016 with 23 tackles for loss and leads all returning defensive linemen nationally.
- « Playing out of the tackle spot on a three-man line, he was second nationally among all defensive linemen with 47 solo tackles and 13th among all defensive linemen nationally with 66 total tackles.
- « Oliver also led all defensive linemen nationally with nine pass breakups. The number also led all non-defensive backs in The American and was sixth in the league regardless of position.
- « Oliver's 66 tackles were second among all freshmen in The American, regardless of position, and led all freshmen defensive linemen nationally. His five sacks led all freshmen in The American. Oliver also led Houston and finished second in The American with three forced fumbles, a number that ranked second nationally among freshmen.
- « Along with Oliver's 13 starts, Houston returns two other defensive linemen with multiple starts in senior Nick Thurman (seven career starts) and junior Jerard Carter (eight career starts).
- « Thurman was second among UH linemen in 2016 with 26 tackles and two sacks, part of his 5.5 tackles for loss. He's totaled 60 tackles and 10.5 tackles for loss in 32 career games played.
- « Carter who has 33 tackles in 24 games played, will be joined in competition by junior Zach Vaughan who has six tackles in 22 games played with one start. Sophomore Aymiel Fleming, who saw action in eight games as a true freshman, will also provide depth along with senior Chauntez Jackson.

NO FLY ZONE

- « While Houston returns its two starting safeties in Garrett Davis and Khalil Williams, the Cougars will look to replace two players with starting cornerback experience in Brandon and Howard Wilson. The two combined for 44 starts and 78 career games played. Jeremy Winchester who has 10 career starts and 26 games played at the position will return and look to battle for the spot.
- « A senior, Williams staked claim to one safety spot, starting all 13 games in 2016 and now owns 17 career starts at the position. The secondary's leading returning tackler with 69 stops in 2016, Williams may also be used in the nickel back role held by Brandon Wilson in 2016.
- « Davis, who owns 12 starts, all in 2016, will look to make a difference in his junior year after totaling 65 tackles including seven for a loss last season.
- « Senior Terrell Williams, who started five games last season, and sophomore Collin Wilder also plan to make their mark on the back end of the defense in 2017.
- « The cornerback positions are wide open this spring as along with Winchester, converted junior cornerback Isaiah Johnson, junior Joael Williams, sophomores Javian Smith and Ka'Darian Smith, senior Alexander Myres and redshirt-freshman Patrick Rosette will all attempt to lay claim to the position.
- « Johnson makes the jump to defense after two seasons at receiver while Javian Smith saw action for UH in 11 games in 2016. Joael Williams also saw action in five games while Ka'Darian Smith made the lineup in five games.

SMASHMOUTH FOOTBALL

- « For the second straight season, Houston will need to replace leaders at the linebacker position with the graduation of sack masters Tyus Bowser and Steven Taylor.
- « Senior Matthew Adams, who led the team in tackles with 82 stops last year, returns to lead the way. The smashmouth middle linebacker also forced two fumbles and had two sacks in 2016.
- « Fellow senior D'Juan Hines returns after starting seven games in 2016, finishing with 44 stops.
- « Junior Emeke Egbule stepped in with five starts last season and had one of five Houston defensive touchdowns after scooping and scoring the game-winning touchdown against Tulsa on a 24-yard fumble return.
- « Others looking to compete at the position in the spring include seniors Ralph Harvey Jr., Nomluis Fruge, Cameron Doubenmier, Rasheed Tynes and Austin Robinson along with sophomores Leroy Godfrey and Jordan Milburn.
- « Much-needed depth has been added with the addition of freshmen David Anenih, Elijah Gooden, Derek Parish and Amaud Willis-Dalton.

DEFENSIVE TOUCHES

Houston defenders with most touches in '16 ...

Player	FR	INT	PBU	Total
Howard Wilson	2	5	10	17
Ed Oliver	-	-	9	9
Jeremy Winchester	1	-	8	9
Brandon Wilson	-	1	5	6
Garrett Davis	1	-	5	6
Steven Taylor	1	1	3	5
Tyus Bowser	-	-	3	3
Cameron Malveaux	2	-	1	3
Khalil Williams	-	-	3	3
Dillion Birden	2	-	-	2
Emeke Egbule	1	-	1	2
Nick Thurman	-	-	2	2
Matthew Adams	1	-	-	1
D'Juan Hines	-	-	1	1
Javian Smith	-	-	1	1

BALANCED DEFENSE

Balance is key for the Houston defense as a number of defenders have spread the wealth this season ...

Players with an Interception	3
Players with a Pass Deflection	13
Players with a Fumble Recovery	8
Players with a Forced Fumble	9
Players with a QB Hurry	15
Players with a Sack	14
Players with a Tackle for Loss	21
Players with 20+ Tackles	15

NON-OFFENSIVE TOUCHDOWNS SINCE 2010

Rank	School	TDs
1.	Utah	41
2.	Houston	39
	Oklahoma State	39
4.	Oregon	38

SPECIAL TEAMS NOTES

SPECIAL TEAMS TOUCHDOWNS (20)

Over the last seven years..

2016 (2)

- D'Eriq King 99-yard kickoff return at Texas State
- Brandon Wilson 100-yard missed FG return vs. Oklahoma

2015 (3)

- Brandon Wilson 94-yard kickoff return at UConn
- Demarcus Ayers 73-yard punt return at Tulane
- Brandon Wilson 100-yard kickoff return at Louisville

2013 (2)

- Brandon Wilson 78-yard blocked FG return at UTSA
- Demarcus Ayers 95-yard kickoff return vs. BYU

2011 (3)

- Tyron Carrier 100-yard kickoff return vs. Rice
- Damian Payne 76-yard punt return at Tulane
- Patrick Edwards 70-yard punt return at Tulane

2010 (3)

- Tyron Carrier 91-yard kickoff return at SMU
- Patrick Edwards 74-yard punt return at Memphis
- Tyron Carrier 89-yard missed FG return at Southern Miss

2009 (6)

- Tyron Carrier 92-yard kickoff return vs. SMU
- Nick Saenz blocked PAT return vs. Southern Miss
- Tyron Carrier 98-yard kickoff return at Tulsa
- Devin Mays 100-yard kickoff return at UCF
- Tyron Carrier 99-yard kickoff return vs. Rice
- Tyron Carrier 79-yard kickoff return vs. Air Force

2008 (1)

- Tyron Carrier 93-yard kickoff return vs. Tulsa

THE PUNT-AH

- « Sophomore punter Dane Roy returns after his first season in America as a 27-year old true freshman in 2016.
- « The Bunyip, Australia native and former Australian rules football player for Richmond Central placed 20 of his 59 punts last season inside his opponent's 20-yard line with only four touchbacks. His high-hanging punts helped Houston rank seventh nationally in punt return defense, allowing just 2.6 yards per return while forcing 26 fair catches.
- « Roy ranks third among returning punters in The American Conference after averaging 40.6 yards per punt in 2016.
- « In his debut against Oklahoma, Roy had four punts for 176 yards, an average of 44.0 yards per punt. He followed with one punt for 50 yards against Lamar before dropping four of his six punts inside Cincinnati's 20-yard line.
- « Prior to arriving in Houston, Roy won the longest kick competition at the AFL grand final in Melbourne, Australia, after booting a torpedo 73 meters, which equates to 79 yards. Roy, who stands 6-7, also has a personal-best hang time of 5.4 seconds.

A NEW FACE IN THE KICKING GAME

- « The Houston kicking game will see a new face after Ty Cummings concluded his Houston career last fall seventh in Houston history for career points scored by a kicker with 179 career points.
- « Junior college transfer Dalton Witherspoon will look to fill the role vacated by Cummings. The sophomore arrives in Houston after one season at Northeastern Oklahoma A&M where he earned second team all-conference honors after setting NEO single-season records for longest field goal (58), most field goals in a season (17) and most points by a kicker (92).
- « Sophomore Joel Scarbrough also returns to the Houston roster at the position. The walk-on connected on his lone extra point attempt of 2016.
- « Redshirt-freshman Luke Hogan will also look to make a name for himself in the kicking game.

RETURNS DEPARTMENT

- « Houston will turn to a new face to spark its kick return with the graduation of Brandon Wilson who finished his career ninth on the UH career charts with 1,121 kickoff return yards and second with two kickoff returns for touchdowns in his career.
- « Two other players who had kick returns in 2016 return in D'Eriq King and Dillon Birden, although with King moving back to quarterback, others options are likely to be visited throughout the spring.
- « King totaled 10 returns for 254 yards including a 99-yard return for a touchdown at Texas State.
- « Birden had one return for 20 yards on the season.
- « In terms of punt returners, Houston returns all four players who returned a punt in 2016 as Collin Wilder, King, Steven Dunbar and Marquez Stevenson all return in 2017. Wilder led the with nine punt returns for 40 yards while King was second with six returns for 29 yards. Dunbar had two returns for six yards while Stevenson had one for a loss of two yards.

SNAP IT TO ME

- « Unfortunately Houston lost its starting long snapper in senior Byron Simpson in late May due to a non-football related medical condition. The Cat Spring, Texas, native started all 13 games at the position in 2016.
- « The Cougars will turn to Simpson's backup in 2016, junior Nick Wildberger. The San Antonio, Texas, native saw action in one game, at Houston's win over Texas State.



2017 OUTLOOK

2017 SEASON

COACHING STAFF

THE COUGARS

SEASON REVIEW

HISTORY & RECORDS



LINELL BONNER

A New Beginning

A new era launched on Dec. 9, 2016, when Major Applewhite was named the 14th head coach in the history of the Houston Football program.

Applewhite is no stranger to the sleeping giant on Cullen Blvd., however, spending the past two seasons as Houston's offensive coordinator under former head coach Tom Herman.

Over those two seasons, Applewhite's explosive offenses helped the Houston program to its best two-year win total in program history with the 22 wins over 2015-16 ranking fourth nationally behind only Alabama, Clemson and Ohio State.

Houston started out 5-0 in back-to-back seasons for the first time in program history with Applewhite's offense averaging 45.3 points per game in those 10 games. His offense eclipsed the 500-yard mark in 11 games and the 600-yard mark in five games. Scoring wise, Applewhite's offense eclipsed the 40-point mark 12 times and the 50-point mark on five occasions.

Applewhite led a 2016 Houston offense that was among the nation's best, ranking 17th in passing offense (296.3 yards per game) and 26th in scoring offense (35.8 points per game) as Houston scored over 30 points in 11 of 13 games.

In 2017, Houston is slated to return 53 letterwinners with a combined 262 career starts. In all, 29 players with starting experience return from the 2016 roster that lost 18 lettermen with a combined 298 games started.

Houston will hit the road in back-to-back weeks to open the season when it travels three hours west to San Antonio to face UTSA (6-7 in 2016) and further west to face Arizona (3-9). The Cougars return home for back-to-back home games against crosstown rival Rice (3-9) and Big 12 foe Texas Tech (5-7) to close out their non-conference slate.

Houston will welcome American Athletic Conference foes SMU (5-7), Memphis (8-5), East Carolina (3-9) and Navy (9-5) into TDECU Stadium.

In American Conference play, the Cougars will hit the road to face Temple (10-4), Tulsa (10-3), USF (11-2) and Tulane (4-8).

The Offense

With the offensive coordinator of the last two seasons now taking the reins as head coach, the philosophy of the one of the most balanced offenses in the nation over the last two seasons is not expected to change much.

For the first time since the midpoint of the 2014 season, Houston will have a different starting quarterback under center following the graduation of Greg Ward Jr., who left Houston as the second-most winningest QB in school history.

Houston returns every running back who had a carry in 2016 outside of converted defensive back Brandon Wilson who had four carries in the Las Vegas Bowl. Leading the charge is Houston's leading rusher in 2016, Duke Catalan.

Houston returns four of its top five receivers from 2016 and seven of its top nine while adding promising freshmen in the mix as well. In all, the returning group accounted for 71.6 percent of Houston's receiving yards last season.

Up front on the offensive line, Houston returns eight players with a combined 86 career starts, losing just two lettermen in Mac Long and Josh Thomas with a combined five career starts.

QUARTERBACKS

Five quarterbacks on the Houston roster will enter fall camp looking to claim the role of Ward's replacement under center. Two of those five, Kyle Allen and Mason McClendon, took part in spring practice while Kyle Postma and D'Eriq King were limited and freshman Bryson Smith joined the program in the summer.

Allen, a Texas A&M transfer and the nation's No. 1 high school quarterback in 2014, will look to take the reigns after two seasons with 14 starts at Texas A&M.

Postma has seen action in 19 career games over the last two seasons at UH with two career starts at quarterback. His first three games in 2015 came at receiver before moving back to QB where he has thrown for 663 yards and three touchdowns on 72-of-114 passing.

Like Postma, King has also seen action at receiver, playing in nine games at the position in 2016 before moving back to QB after a Postma injury.

2017 OUTLOOK



DUKE CATALON

2017 SEASON

COACHING STAFF

THE COUGARS

SEASON REVIEW

HISTORY & RECORDS

RUNNING BACKS

The lone full-time assistant from the 2016 staff to remain at Houston outside of Applewhite, running backs coach Kenith Pope has the luxury of every scholarship running back from 2016 returning in 2017.

Houston's leading rusher last season, junior Duke Catalon returns after totaling 528 yards rushing with four touchdowns on 145 attempts. He also added 44 receptions for 281 yards and three scores.

A walk-on who started five games in 2016, senior Dillon Birden followed Catalon with 289 yards and six touchdowns on 62 attempts. He was followed by sophomore running back Mulbah Car who had 206 rushing yards and two touchdowns.

Others in the group who could be counted on include sophomores Kevrin Justice, Josh Burrell and Patrick Carr along with junior Kaliq Kokuma and freshman Davion Mitchell, who totaled 3,283 rushing yards and 48 touchdowns in his high school career at Rockdale High School in Rockdale, Texas.

RECEIVERS & TIGHT ENDS

Houston returns 71.6 percent of its receiving yards from 2016 as the receivers and tight end group returns four of its top five pass catchers led by senior Linell Bonner, who pulled in 98 receptions for 1,118 yards and three touchdowns.

Bonner's 98 receptions rank second nationally among all returners as he became the 19th player in program history to eclipse the 1,000 yards receiving in a single season.

Senior Steven Dunbar is the second-leading returning receiver for Houston after pulling in 53 receptions for 692 yards and five touchdowns. He'll look to help replace the loss of Chance Allen, who had 56 receptions for 815 yards and six scores.

The addition of Arizona State transfer Ellis Jefferson, who saw action in 38 games with the Sun Devils, is expected to bolster the group while a quartet of sophomores in Keith Corbin (six receptions for 68 yards in 2016), Courtney Lark (3-26), Terry Mark (3-8) and Marquez Stevenson are expected to step up in their second collegiate seasons.

Seniors John Leday and Derek McLemore have a combined seven receptions in their careers but did see competitive action during the spring. The group also welcomed talented freshman Jeremy Singleton who set the Brother Martin HS (New Orleans) career receiving records.

At tight end, a new face will emerge after Tyler McCloskey started 29 career games before signing with the San Francisco 49ers. Two upperclassmen in senior Alex Leslie and junior Romello Brooker are expected to battle for the starting nod while promising freshman Parker Eichenberger has also joined the fray.

OFFENSIVE LINE

New offensive line coach Chris Scelfo will have options when putting together Houston's starting line as eight returners with a combined 86 career starts and 133 games played are on the roster. And all started at least five games in 2016.

Junior center Will Noble leads the group in terms of starting experience with 20 career games started including eight in 2015 en route to earning Freshman All-America honors.

Senior Marcus Oliver leads the group in games played with 34 while totaling 15 starts, eight of which came at guard in 2016. Juniors Mason Denley and Kameron Eloph have also split time at guard over the last two seasons with Denley totaling 12 starts, six in 2016, and Eloph nine starts, with four coming in 2016.

The tackle spots have familiar names as sophomore Josh Jones started all 13 games at left tackle in 2016 while senior Na'Ty Rodgers started the first seven games of 2016 at right tackle before suffering an injury allowing sophomore Braylon Jones to step in and start the final six games at the position.

Senior Alex Fontana rounds out the group with starting experience, starting three games at left guard and one each at right guard and center in 2016.

Others in the mix are sophomores Ryan Deshotel and Jarrid Williams, redshirt-freshman Keenan Murphy and freshman Dixie Wooten III.

The group is joined this season by freshman Dennis Bardwell and senior Deon Mix, a graduate transfer from Auburn.

2017 OUTLOOK

2017 SEASON

COACHING STAFF

THE COUGARS

SEASON REVIEW

HISTORY & RECORDS



ED OLIVER

The Defense

One of just 10 schools nationally to hold opponents under 25 points per game in each of the last four seasons, the Houston defense will be led by its third coordinator in four years as Mark D'Onofrio takes over after five seasons in the same position at Miami.

He'll have the task of replacing a steady stream of production from six players who combined for 166 career starts but does have the help of 11 players who have started games for the Cougars led by defensive tackle Ed Oliver who was named a First Team All-American as a true freshman.

While Oliver leads up front, the backend is patrolled by four returners who have a combined 44 career starts while senior Matthew Adams steps into the leading role of a retooled linebackers group.

DEFENSIVE LINE

If the key to a good defense is the middle, Houston defensive line coach A.J. Blum certainly has a good starting point in Ed Oliver. The Houston native earned First Team All-America honors from seven different outlets as a true freshman as he finished the season second nationally with 23 tackles for loss, a number that leads all returning defensive linemen nationally.

He led all linemen nationally with nine pass breakups and led all freshmen linemen with 66 tackles.

Outside of Oliver will be two ends with starting experience in junior Jerard Carter, who had nine starts last season, and senior Nick Thurman, who had six starts.

Thurman was second among UH linemen in 2016 with 26 tackles and two sacks, part of his 5.5 tackles for loss. Carter was not far behind with 20 stops.

Also contesting for time on the line will be junior Zack Vaughan, who started one game in 2016, sophomore Aymiel Fleming, who saw action in eight games as a true freshman, along with senior Chauntez Jackson.

The group added one graduate transfer in Reggie Chevis from Texas A&M, one junior college transfer in Blake Young and three freshmen with upside in Payton Turner, Noah Jones and Alexander Duke.

LINEBACKERS

For the second straight year, a member of the Houston linebackers group was selected in the NFL Draft as the Baltimore Ravens picked up Tyus Bowser in the second round of the 2017 NFL Draft.

His production, third in The American with 8.5 sacks and second on the UH team with 12 tackles for loss, despite in only playing eight games will have to be replaced as will the identical production of Steven Taylor who produced the same sack and tackles for loss totals in 12 games. Taylor was also second on the team with 74 tackles on the year.

The leader in tackles in 2016? The expected leader of the 2017 linebackers in senior Matthew Adams. The Missouri City, Texas, native led Houston with 82 stops, 7.5 of which went for a loss including two sacks. Adams also had two forced fumbles on the year to go along with a fumble recovery.

Matching Adams in experience is fellow senior D'Juan Hines who has seen action in 36 games and stepped up with seven starts in 2016. Hines finished the season with 44 tackles including 1.5 for loss.

On the outside, Houston will look at junior Emeke Egbule, a promising talent who started five games in 2016, finishing with 22 tackles and one of the most important fumble recoveries of the year, one he returned 24 yards for the game-winning touchdown against Tulsa.

Five seniors who have made contributions throughout their careers will also look to crack the starting lineup in 2017. Cameron Doubenmier (26 career games played), Nomluis Fruge (18 games), Rasheed Tynes (15 games), Austin Robinson (11 games) and Ralph Harvey Jr. (six games) will all look to make their mark on the second level of the defense.

Sophomores Jordan Milburn, who saw action in 12 games primarily on special teams in 2016, and Leroy Godfrey, five games played in 2017, will also look to crack the depth chart as will junior Ja'Von Shelley.

The group adds a talented freshman class with newcomers Derek Parish, Elijah Gooden, Amaud Willis-Dalton and David Anenih joining over the summer. All four have potential to make an immediate impact on Houston this season.



MATTHEW ADAMS

DEFENSIVE BACKS

Despite losing a pair of cornerbacks to the NFL Draft in Howard Wilson (4th round - Browns) and Brandon Wilson (6th round - Bengals), new Houston secondary coach Clay Jennings does return four players who own a combined 44 career starts.

The group is led by a pair of talented safeties in junior Garrett Davis and junior Khalil Williams. The duo covered Houston's backend in 2017 with Williams starting all 13 games and Davis 12.

Williams finished third on the team with 69 tackles while Davis was fifth with 65 tackles. The two were a force all over the field including behind the line of scrimmage as they combined for 13.5 tackles for loss and five sacks.

A third safety with starting experience in 2016 is senior Terrell Williams, no relation to Khalil. The Lawton, Okla., native started five games last season, finishing the year with 29 tackles.

A third Williams, junior Joael, will look to provide depth for the returning starters as will sophomores Collin Wilder and Darius Gilbert. Wilder was a prime contributor on Houston's special teams as a true freshman, totaling nine stops while Gilbert saw action in five games.

Looking to replace one half of the cornerback production of the two Wilsons will be junior Jeremy Winchester. He owns 10 career starts at the position, including eight games in 2016, and finished last season with 45 tackles and eight pass breakups.

On the other side, a number of candidates could emerge including a former receiver in junior Isaiah Johnson. Walk-on senior Alexander Myres had a strong spring at the position and will put his name in the battle at the position along with sophomores Javian Smith and Ka'Darian Smith and redshirt-freshman Patrick Rosette.

Both Smiths saw limited action at the position in 2016 as true freshmen with Javian catching 11 games and Ka'Darian five.

Jennings will also have the services of three incoming freshmen in D.J. Small, Devodric Bynum and Grant Stuard.

The Special Teams

Houston will see new faces in its special teams units as it replaces starters at kicker, long snapper and kick returner.

KICKER

The Houston kicking game will see a new face in 2017 after Ty Cummings concluded his Houston career seventh for kicker scoring with 179 career points.

Sophomore Dalton Witherspoon, a transfer from Northeastern Oklahoma A&M, arrived in the spring after setting records for longest field goal (58 yards), most field goals in a season (17) and most points by a kicker in a season (92) for the Norsemen.

PUNTER

After a successful freshman season as a 27-year old, Australian Dane Roy returns for his second season on the Houston campus. He ranks third among returning punters in The American after averaging 40.6 yards per punt in 2016.

RETURNERS

Houston will have to replace one of The American's most dangerous kick returners in Brandon Wilson while it returns its primary punt returner in Collin Wilder.

The kick return battle will go into the fall camp but Houston does return D'Eriq King who saw action returning kicks, including a 99-yard return for a touchdown at Texas State, before moving back to quarterback full time.

At punt returner, Wilder had nine returns for 40 yards to lead Houston while King had six for 29 yards and Steven Dunbar returned two punts for six yards.

DEEP SNAPPER

Houston will also have to unfortunately replace its long snapper after its 2016 starter, Byron Simpson, was forced to retire from the game in May due to a non-football related medical condition.

Junior Nick Wildberger is expected to take over the role. The San Antonio, Texas, native saw action in one game last season.



TDECU STADIUM - HOME OF HOUSTON FOOTBALL


2017 SEASON

COACHING STAFF

THE COUGARS

SEASON REVIEW

HISTORY & RECORDS



BERT F. WINSTON BAND COMPLEX

A 39,089-square foot building on the east end of TDECU Stadium housing the Spirit of Houston Band Recital Halls and classroom spaces, Coach Bill Yeoman Hall and the UH Athletics Ticket Office.

COACH BILL YEOMAN HALL

A 2,000-square foot tribute area to University of Houston history located on the northeast corner of TDECU Stadium. Serves as a game-day club for ticket holders in section 129 and north side loge boxes.

DORIS NANTZ PRESS BOX

The Doris Nantz Press Box contains seats for 70 working media along with a press dining area and a wired photographer work room.

FIELD SURFACE

The synthetic surface installed at TDECU Stadium is the S5-M manufactured by UBU. S5-M, a Speed Series product, is a slit-film turf blade with a sand/rubber combination for infill. It is the same surface installed at the Houston Football practice facility. The turf is designed to host a multitude of events, including but not limited to, high school football games, band practice, specific UH intramural events, etc.

LEGENDS PLAZA

A plaza area recognizing the proud tradition of Houston Football at the northeast corner of TDECU Stadium.

LOCKER ROOM (HOME)

State-of-the-art 5,000-square foot home locker room located at the southeast corner of TDECU Stadium. Views exclusive to the club area give those fans an opportunity to watch team members travel from the locker room to the field level.

LOCKER ROOM (VISITOR)

Located at the west end of the stadium with a field entrance in the northwest corner of TDECU Stadium. Multi-functional locker room can be split and serve two separate teams simultaneously.

ORIENTATION OF STADIUM

East-to-west giving fans and television audiences a spectacular view of the downtown Houston skyline while also keeping in line with the University's grid system and creating more efficient parking. Sun and shade studies were also conducted to improve the best level of comfort for Houston fans and not affect student-athletes.

PARTY PATIOS

Four (4) open-air lower bowl party decks with 24 armchairs (20 inches wide). Both the east and west lower bowl end zones contain a party deck with two located on the north lower bowl sideline.

PREMIUM SEATING

Consists of 5,000 of the 40,000 seats in the TDECU Stadium.

QUICK FACTS

First Game	Aug. 29, 2014 vs. UTSA
Playing Surface	Synthetic Turf
Groundbreaking	Feb. 8, 2013
Naming Rights Announcement	July 8, 2014
Capacity	40,000
Suites	26
Loge Boxes	42
Architects	Page and DLR Group
Construction Company	Manhattan
Construction Cost	\$125 million
Record at TDECU Stadium:	18-3 (.857)
Largest Win:	47-0 vs. Grambling (9/6/14)

Address: 3874 HOLMAN • HOUSTON, TX • 77004

Club Area- The stylish club area is the ultimate Houston Football experience. With 12,400 square feet of multi-purpose club area overlooking the field of play, fans with access to the club area enjoy upscale food and drinks while receiving first-class hospitality on game days. The climate-controlled area also feature high-definition televisions and private restrooms. The area is also available to host special events, meetings and classes.

Suites- Spanning from end zone to end zone on the south side of TDECU Stadium with a view of downtown Houston, 26 premium suites each containing 12 outside padded arm chairs, four inside bar stools and entertainment area. Houston fans enjoy comfort and style in these 325-square foot suites with individual upscale service and amenities.

Loge Boxes- 42 loge boxes each containing four seats and high-definition monitors located throughout the stadium.

Club Seats- 766 armchair style padded club seats that are 22 inches wide and located in the lower bowl of TDECU Stadium.

Additional Premium Seating- 2,778 armchair seats that are 20 inches wide and 1,210 benches with backs with the majority located in the lower bowl of TDECU Stadium.

SUITE DECKS

Two (2) open-air party suites located on the suite level positioned at each end (east and west end) of the suites. Each open-air suite contains 60 padded armchairs (21 inches wide).

TICKET OFFICE

The University of Houston Athletics Ticket Office is located on the northeast corner of TDECU Stadium facing Cullen Blvd. The facility has eight exterior ticket-selling windows along with two interior windows in the ticket office lobby in close proximity to the stadium parking garage.

VIDEO BOARD

State-of-the-art HD-video board located on the west end of TDECU Stadium. Sized at 2,584 square feet (38 feet high, 68 feet wide), the board was designed by Panasonic using Nichia technology.

WIFI

Boingo Wireless, the leading DAS and Wi-Fi provider that serves consumers, carriers and advertisers worldwide, is TDECU Stadium's wireless network partner.



HOUSTON ATHLETICS

2017 SEASON

COACHING STAFF

THE COUGARS

SEASON REVIEW

HISTORY & RECORDS



HUNTER YURACHEK Vice President for Intercollegiate Athletics

Hunter Yurachek was named Vice President of Athletics at the University of Houston on April 28, 2015. Yurachek joined the University of Houston Athletics Department as the Associate Vice President and Chief Operating Officer for Athletics in February of 2014.

In his role at Houston, Yurachek oversees an NCAA Division I intercollegiate sports program comprising of 17 varsity sports programs, 425 student-athletes, 175 employees and a \$40 million operational budget.

In Yurachek's first two years in the role, Houston's sport programs eclipsed 225 points in the Learfield Directors' Cup in back-to-back years for the first time in department history, securing top-three finishes among The American Athletic Conference universities both years. The Cougars improved to second in 2016-17 after finishing third in 2015-16.

The feat was bolstered in 2016-17 by 11 of 17 programs qualifying for NCAA postseason competition. Houston's programs combined for a league-leading five American Conference team championships and 22 American Conference individual titles.

The postseason had a Houston flair as the men's 4x100-meter relay of John Lewis III, Mario Burke, Jacarias Martin and Cameron Burrell claimed an NCAA National Championship, while Burrell claimed silver at both the NCAA Indoor (60-meter dash) and Outdoor (100-meter dash) Championships. At home, the Houston Baseball program was selected to host an NCAA Regional for the fourth time in program history and the second time in the last three years.

The success was not limited to the field of play, however, as UH student-athletes opened the fall semester with a record 96 student-athletes on the Dean's List. That record was short lived as 109 student-athletes earned Dean's List honors in the spring semester. Houston student-athletes combined for the highest spring GPA (2.95), highest cumulative GPA following a spring semester (2.93) and the highest average hours passed in a spring semester (14.1) in department history.

Twelve of 17 sport programs recorded a GPA of 3.0 or higher, while 75 student-athletes completed their graduation requirements. Three programs, Men's Cross Country, Women's Cross Country and Women's Golf each earned the NCAA's Public Recognition Award ranking among the top 10 percent in the nation in academic progress rate scores.

The 2016-17 year also saw the continuation of an aggressive facilities plan as construction began on the \$60 million renovation of the Fertitta Center, the football indoor practice facility and a baseball player development center and clubhouse with more than \$85 million of projects all privately funded.

His first year in the role, Houston recorded its highest finish in the Learfield Directors' Cup since 1999-2000 and its second-highest finish in school history with 296.5 points to finish 73rd nationally.

The 2015-16 academic year saw the Houston Football program capture The American Athletic Conference Championship and a Chick-fil-A Peach Bowl win over Florida State, the Houston Men's Track & Field program win The American Indoor and Outdoor Championships and the Houston Women's Golf program claim an American Championship in only its second year with a full team. In addition, the Men's Basketball program returned to the NCAA postseason for the 29th time in program history and the Men's Golf program advanced to the NCAA Championships for the third straight year.

All of the athletic achievements occurred while UH student-athletes recorded the second-best fall GPA, 2.91, and second-best spring GPA, 2.87, in athletic department history while placing a record 88 student-athletes on the University's Dean's Honor List in the spring.

Yurachek led the Houston Athletics fundraising charge with a record amount \$5.2 million in private donations to the Athletics general scholarship fund in the 2014-15 fiscal year. Focused on improving the student-athlete experience, Yurachek has also led a department that unveiled the completed Guy V. Lewis Development Center for the Houston Men's and Women's Basketball programs, Carolyn and Ron Yokubaitis Field at Carl Lewis International Track & Field Complex one of the nation's largest collegiate baseball video boards, a renovated Houston Football locker room and a short game facility for the Houston Men's and Women's Golf programs. Renovations are also ongoing for Houston Basketball Arena while construction has begun on a Baseball Player Development Center and Clubhouse in addition to the impending construction of a Houston Football Indoor Facility.

Named by Chancellor Dr. Renu Khator as Chair for a campus-wide steering committee established to oversee the grand opening events for the \$128 million TDECU Stadium, Yurachek assisted in the cultivation, solicitation and securing of a 10-year, \$15,000,000-naming rights agreement for TDECU Stadium with the per year value currently ranking in the top ten nationally for collegiate venue naming rights agreements.

Yurachek was instrumental in the national search and hiring of football and men and women's basketball head coaches (Tom Herman, Kelvin Sampson, Ronald Hughey) while overseeing the development and implementation of a \$500,000 remodeling project to the men and women's basketball locker rooms.

He served as liaison with an architectural design firm on the plans for the \$25-million Guy V. Lewis Development facility as well as overseeing the development and implementation of a \$500,000 facility enhancement to the Athletics/Alumni Center, including the addition of Cougar Cafe, a student-athlete nutrition center.

Yurachek came to Houston after four years as Director of Athletics at Coastal Carolina University where he oversaw a department featuring 18 NCAA Division I sport programs. A testament of his vision, Yurachek was named the 2014 Under Armour FCS Athletic Director of the Year. Under his leadership, the Chanticleers won a total of 29 Big South Championships, made 30 NCAA appearances and finished a program-best 79th in the 2012-13 Learfield Director's Cup.

With all the success, the Coastal Carolina department operated within a balanced budget during Yurachek's tenure, thanks to his zero-budget initiative and the unprecedented revenues generated with his restructuring of the external relations department. The Department of Athletics added women's lacrosse, launched a life skills enhancement program for student-athletes, signed a five-year \$1.1 million contract with an athletic apparel provider, established the Letterwinners Association, successfully completed NCAA Cycle 3 Recertification and has been featured on the front page of the sports section of USA Today.

Also during Yurachek's tenure, several major projects that supported intercollegiate athletics totaling more than \$250 million were included in the University's ongoing capital improvements across the campus.

Prior to his appointment at Coastal Carolina University, Yurachek was executive senior associate athletics director at the University of Akron.

Yurachek has also held various athletics administration leadership positions at the University of Virginia, Western Carolina University, Vanderbilt University and Wake Forest University.

He earned his bachelor's degree in business management at Guilford College in 1990, where he was a four-year letter winner in basketball. He earned his master's degree in sports administration from the University of Richmond in 1994.

A native of Richmond, Va., Yurachek and his wife Jennifer have three sons: Ryan, a tight end for the Marshall Football program, Jake and Brooks.

HOUSTON EXECUTIVE CABINET



David Bassity
Senior Associate AD
Strategic Communications
& Digital Media



DeJuena Chizer
Senior Associate AD
Student-Athlete
Development/
SWA




Jeff Collier
Senior Associate AD
Finance &
Human Resources



Lauren Dubois
Senior Associate AD
Compliance, Academic
& Financial Aid



Bruce Gregory
Senior Associate AD
Event Operations
Facilities & Grounds



Marvin Julich Jr.
Senior Associate AD
Revenue Generation



T.J. Meagher
Senior Associate AD
Capital Projects





THE UNIVERSITY OF HOUSTON

2017 SEASON

COACHING STAFF



TIER ONE UNIVERSITY • RANKED ONE OF THE BEST COLLEGES IN U.S.

THE COUGARS



SEASON REVIEW

HISTORY & RECORDS

• Founded in 1927, the University of Houston is the leading public research university in the vibrant international city of Houston. Each year, we educate more than 40,900 students in more than 300 undergraduate and graduate academic programs, on campus and online. UH awards more than 8,000 degrees annually, with more than 200,000 alumni.

• UH is located in Houston, Texas, the nation's fourth-largest city and the energy capital of the world. Our students regularly test their skills through internships with national and international companies based here, and our faculty routinely partner with businesses and government agencies through research.

• Our undergraduates choose from 120 majors and minors. At the graduate level, we offer 139 master's, 54 doctoral, and three professional degree programs. You may study online through our Distance Education program, or take noncredit courses through Continuing Education. Many of our academic programs rank among the nation's best.

• Our faculty and students conduct research through 25 research centers and in every academic department. UH research regularly breaks new ground and opens doors to new ways of understanding the world.

• University of Houston faculty are renowned scholars with real-world experience who work closely with each student. From the Tony Award to the Nobel Peace Prize and back to the classroom, UH faculty makes things happen on campus and around the world.

• With more than 500 student organizations and 16 intercollegiate sports teams, life at UH is active and lively. About 6,000 students live on campus in residence halls, apartments and townhouses.

• UH alumni total 224,000. Of that number, 63 percent live in the Houston area and 75 percent live in the state of Texas.

• The University of Houston is accredited by the Commission on Colleges of the Southern Association of Colleges and Schools to award baccalaureate, master's, professional and doctoral degrees.

• In addition, the University is a member of the Council of Graduate Schools in the United States, the Conference of Southern Graduate Schools, the National Commission on Accrediting, the Association of Texas Colleges and Universities, the American Council on Education, the Association of American State Colleges and Universities, the Association of American Colleges, the Association of Urban Universities, and the National Association of State Universities and Land Grant Colleges. UH colleges, programs and professional associations also hold memberships and accreditations by additional agencies.

• When the Carnegie Foundation elevated the University of Houston to Tier One status in 2011, the designation made the university one of only three public Tier One research universities in the state of Texas, along with the University of Texas and Texas A&M.

www.uh.edu

HOUSTON - OUR CITY



4TH LARGEST CITY IN NATION • VOTED BEST CITY IN AMERICA



- The style-savvy residents of the country's fourth-largest city and third-largest county (Harris) know that there's no place quite like Houston.
- With more than 2.2 million residents, the city attracts visitors and transplants with a wonderful mix of world-class arts, booming business, pro and college sports and award-winning cuisine.
- As the rest of the country discovers what locals have known all along, Houston is finally enjoying the recognition it deserves. Just last year, the city landed on several "best of" lists, including the *Travel + Leisure* roundup of America's Favorite Cities and the *Hotwire.com* index of most affordable U.S. vacation destinations.
- See for yourself, here in Houston, where much of daily life happens outdoors, thanks to mild, year-round temperatures. Take time to explore the eclectic, culture-filled neighborhoods, gallery spaces and attractions, which offer diverse flavors that can only be found here.
- Take the food, for example. Countless cutting-edge chefs have made a home in Houston, where diners eat out more than residents of any other city. Here, you'll find James Beard Award winners and internationally renowned chefs serving up innovative cuisine that frequently catches the attention of foodies in Bon Appetit, Food & Wine and Saveur.

- Venture Downtown during your stay and discover a thriving professional arts scene with professional resident companies in ballet, opera, symphony and theater; only four other U.S. cities can say the same. And the nearby Museum District stakes its claim as the country's fourth largest, with 18 cultural powerhouses set within blocks of one another.
- We have our own version of Central Park, too, offering nearly 1,500 acres of green space in the heart of the city. Just inside "the loop," Memorial Park is home to a public golf course, swimming pool, tennis courts, trails and more. Downtown, Discovery Green park is outfitted with WiFi, a farmers market, dog runs, fine dining and ice-skating during the winter—just one more of the 650-plus urban green spaces filling the city.
- Not surprisingly, businesses also recognize the allure of Houston's offerings. Twenty-five companies on the Fortune 500 list call the Energy Capital of the World home. Aeronautic research is unsurpassed at NASA headquarters—the facility responsible for putting the first man on the moon—and Texas Medical Center remains the largest in the world with 47 highly lauded research and treatment institutions.
- Come. Live like a local for a few days and discover why Houston's mix of international appeal and Southern charm have captured the imagination of tastemakers the world over.

2017 SEASON

COACHING STAFF

THE COUGARS

SEASON REVIEW

HISTORY & RECORDS



AMERICAN ATHLETIC CONFERENCE

2017 SEASON

COACHING STAFF

THE COUGARS

SEASON REVIEW

HISTORY & RECORDS



The American Athletic Conference consists of 13 prestigious institutions: the University of Central Florida, the University of Cincinnati, East Carolina University, the University of Connecticut, the University of Houston, the University of Memphis, the U.S. Naval Academy (in football only), the University of South Florida, Southern Methodist University, Temple University, Tulane University, the University of Tulsa, and Wichita State University (as of July 1, 2017).

Under the leadership of commissioner Mikeresco, the American Athletic Conference has written an impressive list of accomplishments, both in the competitive arena and the classroom. The American has taken its place at the forefront of intercollegiate athletics, with a collection of national team and individual championships and football and men's and women's basketball postseason victories that place The American among the elite Division I FBS conferences.

The league has produced four NCAA championship teams – UConn men's basketball in 2014 and UConn women's basketball in 2014, 2015 and 2016 – in addition to two New Year's Six bowl champions, five NCAA individual championships, and one Rhodes Scholar. Additionally, American Athletic Conference teams have advanced to the College World Series, reached the semifinal and final rounds of the NIT, qualified for the match play round of the NCAA Men's Golf Championship and registered top-10 finishes at the NCAA Cross Country and Outdoor Track and Field championships.

The American Athletic Conference was one of six finalists for the 2016 Sports Business Journal Sports League of the Year award, along with Major League Baseball, Major League Soccer, NASCAR, the National Basketball Association and the PGA Tour.

In football, Temple and Navy were ranked in the final College Football Playoff poll of the 2016 season, marking the second straight season that The American finished with at least two ranked teams. Seven teams from The American played in bowl games, while three teams (USF, Temple, Tulsa) finished with at least 10 wins.

The American has had a combined 15 teams play in bowl games in the last two seasons, highlighted by Houston's win against Florida State in the 2015-16 Chick-fil-A Peach Bowl. Houston's finish at No. 8 nationally in 2015 gave The American a top-10 team in the final national polls for the second time in three seasons after UCF finished No. 10 in the 2013 rankings after the Knights' Fiesta Bowl win against Baylor. Additionally, Memphis, Navy, USF and Temple have all finished in the top 25 of either the CFP, Associated Press or USA Today polls as members of The American.

Individual teams in The American have enjoyed unprecedented success since the conference's formation. Houston went 13-1 in the 2015 football season, setting a school record for wins, while Navy won a program-record 11 games in its first season in the conference, also in 2015. The 2014 season saw Memphis finish with 10 wins in football for the first time since 1938, while Temple enjoyed its first 10-win season in 2015.

Beyond the gridiron, The American sent four teams to the 2016 NCAA Men's Basketball Championship, and the league had the best men's basketball postseason record of any conference in 2014. Since the conference's formation in 2013-14, teams from The American have registered top-10 national rankings in football, men's basketball, women's basketball, baseball, men's soccer, men's golf, and men's track and field. Student-athletes from The American won three NCAA individual titles in track and field in 2016-17 as Cincinnati's Annette Echikunwoke won the indoor weight throw, Tulsa's Marc Scott won the outdoor 10,000-meter title, and Houston won the crown in the outdoor 4x100-meter relay.

Under The American's banner, SMU advanced to the NCAA Men's Basketball Championship for the first time since 1993. The UConn women's basketball team won its NCAA-record ninth, 10th and 11th national championships and broke its own NCAA record with a 111-game winning streak that spanned three seasons. UCF, East Carolina and Houston have all achieved top-10 rankings in baseball in the past three years. Tulsa placed sixth at the 2016 NCAA Men's Cross Country Championship, while USF finished the 2014-15 season at No. 8 in the final men's golf national ranking.

American Athletic Conference student-athletes have distinguished themselves in all facets of intercollegiate athletics. Temple linebacker Tyler Matakevich won the Bednarik Award and the Nagurski Trophy as the nation's top defensive player in 2015, while Navy quarterback Keenan Reynolds finished fifth in the Heisman Trophy voting. UConn basketball standout Breanna Stewart finished her career as the most decorated player in college basketball history as she was chosen as the consensus national player of the year for the third time and became the first player to be named four times as the Most Outstanding Player at the Final Four. Reynolds and Stewart were selected as the winners of the 2016 AAU James E. Sullivan Award as the nation's top amateur athletes, marking only the second time in the 86-year history of the award that multiple winners were chosen.

Additionally, SMU's Avery Acker was chosen as the Division I women's volleyball Academic All-America of the Year in 2015, while Navy offensive guard E.K. Binns and East Carolina wide receiver Zay Jones have both been named as finalists for the 2016 Campbell Trophy, which is presented by the National Football Foundation to the top scholar-athlete in college football. Tulsa cross country standout Kirk Smith was chosen as a Rhodes Scholar in the fall of 2016, while two student-athletes from The American earned NCAA Postgraduate Scholarships in the conference's first three years.

American Athletic Conference alumni have made their mark in professional sports as well. UCF quarterback Blake Bortles was selected by the Jacksonville Jaguars with the No. 3 pick in the 2014 NFL Draft. More recently, a number of American Athletic Conference athletes have been selected in the first round of the professional entry drafts in football, basketball, baseball and soccer. The American has had two first-round picks in football in each of three of the last four seasons, while the conference produced four first-round picks, including the top three selections, in the 2016 WNBA Draft.

The American Athletic Conference holds media rights partnerships with ESPN and CBS Sports which provide the conference with outstanding national exposure on the two industry leaders in sports television. The football portion of the contract calls for nearly 90 percent of conference-controlled games on national broadcast or national cable platforms. The first two American Athletic Conference Football Championships were televised by ABC as part of Championship Saturday.

In men's basketball, the television deal calls for all conference-controlled games to be televised, with more than 63 percent slotted for national broadcast or national cable – a minimum of 107 games. The entire postseason tournament is televised, including the championship game, which is on ABC or ESPN. Sixty percent of the American's women's basketball games are carried on national cable, regional sports networks or ESPN3, while the conference has a multi-year agreement with CBS Sports Network for coverage of select baseball games.

American Athletic Conference teams have access to the pinnacle of college football's postseason structure. An American representative would be chosen for the College Football Playoff semifinals if it is among the top four teams in the CFP selection committee's final ranking. Otherwise, the league would place its champion in a New Year's Bowl if it is ranked higher than the champions of Conference USA, the Mid-American Conference, the Mountain West Conference and the Sun Belt Conference.

Additionally, The American holds primary or secondary partnerships with 12 bowls for the current six-year cycle, ensuring multiple annual matchups against the nation's top conferences and providing desirable postseason destinations to member institutions and their fans.

The American Athletic Conference serves its membership from a state-of-the-art office located in Providence, R.I. The location of the conference headquarters – just steps from the city's Amtrak station and 10 minutes from T.F. Green International Airport – gives the conference easy access to its member schools. The conference headquarters also serves as the home of the American Digital Network, which provides live coverage of all 21 conference championships.

#TOWN TAKEOVER™



Major Applewhite.....	24-25
Brian Johnson.....	26
Mark D'Onofrio.....	27
Clay Jennings.....	28
A.J. Blum.....	29
Dan Carrel.....	30
James Casey.....	31
Kenny Guiton.....	32
Kenith Pope.....	33
Chris Scelfo.....	34
Support Staff.....	35-42

MAJOR APPLEWHITE

2017 SEASON

COACHING STAFF

THE COUGARS

SEASON REVIEW

HISTORY & RECORDS



MAJOR APPLEWHITE

Head Coach

Texas '02

First Season as Head Coach

• Major Applewhite was named head coach at Houston on Dec. 9, 2016 after serving two seasons as the program's offensive coordinator and quarterbacks coach.

• Applewhite, who has 13 years of coaching experience including seven as an offensive coordinator, has coached in 11 bowl games, four of which have been the New Year's Six variety including the 2010 BCS National Championship.

• Over the last two seasons, Applewhite's explosive offenses have helped the Houston program to the best two-year win total in program history with the 22 wins over 2015-16 ranking fourth nationally behind only Alabama, Clemson and Ohio State. Houston started out 5-0 in back-to-back seasons for the first time in program history with Applewhite's offense averaging 45.3 points per game in those 10 games.

• His offense eclipsed the 500-yard mark in 11 games and the 600-yard mark in five games over the past two years. Scoring wise, Applewhite's offense has eclipsed the 40-point mark 12 times and the 50-point mark on five occasions.

• Applewhite led a 2016 Houston offense that was among the nation's leaders, ranking 17th in passing offense (296.3 yards per game) and 26th in scoring offense (35.8 points per game) as Houston scored at least 30 in 11 of 13 games.

• Quarterback Greg Ward Jr. was the only player nationally to average over 300 yards passing per game and over 45 yards rushing per game in the regular season en route to earning second team honors from The American. Under Applewhite's leadership, Ward finished the season eighth nationally in total offense per game with an average of 339.6 yard per game while ranking fifth in completion percentage, 68 percent, and 14th in passing average with 296.4 yards per game.

• Showing its balance, the Houston offense was one of only eight nationally to average over 300 yards passing per game and over 157 yards rushing per game in the 2016 regular season. The versatility of the offense was evident with seven different players recording rushing touchdowns and eight players pulling in receiving touchdowns.

• Houston was one of only six programs nationally with three players pulling in at least 675 receiving yards led by Linell Bonner who became Houston's 19th 1,000-yard receiver with 98 receptions for 1,118 yards, ranking fifth nationally with an average of 8.2 receptions per game.

• Bonner, Steven Dunbar (53 receptions) and Chance Allen (56 receptions) were also one of just eight trios nationwide with 50 receptions each and one of two in The American Conference, joining Tulsa in accomplishing the feat.

• In his first season at Houston, Applewhite led an offense that was one of three nationally to average over 235 yards per game in both rushing (235.8 yards per game) and passing (248.4 yards per game) as the Houston offense ranked 20th nationally in total offense with an average of 484.1 yards per game.

• The explosive Cougar attack ranked 10th nationally in scoring offense with an average of 40.4 points per game, an improvement of 47 spots from 2014 when it finished the year 57th nationally with an average of 29.8 points per game. Houston scored over 30 points in 12 games, over 40 points in six games and over 50 points in four games.

• Houston was led by the Earl Campbell Award winner - junior quarterback Greg Ward Jr., who was one of only two players nationally to rush for over 1,000 yards and throw for over 1,400 yards, finishing the regular season with 1,108 rushing yards and 2,828 passing yards. The junior broke 14 Houston or The American records in 2015 while tying three others.

• Applewhite arrived in Houston after seven years at Texas, his final four years as co-offensive coordinator after serving as assistant head coach his first three seasons. Position wise, Applewhite oversaw the program's running backs his first five seasons and the quarterbacks his final year.

• In 2013, despite losing starting QB David Ash for a majority of the season, Case McCoy stepped in and helped the Longhorns post a 7-2 Big 12 record that had them in position for the league title in the last game of the season under Applewhite's eye. The season pushed McCoy into the top 10 in career passing at UT with 3,689 yards, a list Ash ranks eighth on with 4,538. Overall, Applewhite guided the offense to an average 408.7 total yards, including 196.2 yards on the ground (No. 3 Big 12). It also set a UT single-game record with 715 total yards, including 359 on the ground and 356 in the air, against New Mexico State.

• During his time with the running backs at UT, Applewhite had success with Fozzy Whittaker, Chris Ogbonnaya, and Cody Johnson all having advanced to the NFL. In 2012, the running backs combined for nearly 2,000 rushing yards, including 701 by freshman Johnathan Gray who earned Honorable Mention All-Big 12 honors. Joe Bergeron also posted 16 rushing TDs, which was second in the Big 12. Four backs rushed for more than 200 yards and the RBs combined for 836 receiving yards on 84 receptions.

• In 2011, Texas running backs combined for 2,300 yards and 23 touchdowns while adding 36 receptions for 285 yards. Four different backs recorded five or more rushing touchdowns and four players had over 300 rushing yards, led by Malcolm Brown (707 yards, 5 TD), who missed five games due to injury in 2012, and Bergeron (454 yards, 5 TD). Brown was named Big 12 Newcomer of the Year by the Associated Press.

• In 2010, the running back corps combined for 1,396 rushing yards and 14 TDs, while catching 47 passes for 322 yards. During Applewhite's tenure, the current Texas RBs who have started at least one game in their careers fumbled only 12 times and lost only three. Of those 12, only four belonged to backs on the 2010 team and of those, only one was lost.

• The running backs rushed for 1,665 yards and 24 TDs in 2009. Newton, a redshirt freshman, emerged to lead the team in rushing, helping fill the void of Ogbonnaya, who was drafted by the St. Louis Rams. Newton combined with junior Vondrell McGee, Johnson and Whittaker, who each had at least 50 carries.



MAJOR APPLEWHITE

THE APPLEWHITE FILE

Personal

Hometown: Baton Rouge, La.
Wife: Julie
Children: Daughter Lila; son Nash.

Education

High School: Catholic High School
College:
 Texas • 2002

Coaching History

2017-present	Houston
<i>Head Coach</i>	
2015-16	Houston
<i>Offensive Coordinator/QBs</i>	
2013	Texas
<i>Co-Offensive Coordinator/QBs</i>	
2011-12	Texas
<i>Co-Offensive Coordinator/RBs</i>	
2008-10	Texas
<i>Assistant Head Coach/RBs</i>	
2007	Alabama
<i>Offensive Coordinator/QBs</i>	
2006	Rice
<i>Offensive Coordinator/QBs</i>	
2005	Syracuse
<i>Quarterbacks</i>	
2003-04	Texas
<i>Graduate Assistant</i>	

Bowls Coached (11)

2016 Las Vegas	Houston
2015 Chick-fil-A Peach	Houston
2013 Alamo	Texas
2012 Alamo	Texas
2011 Holiday	Texas
2010 BCS Championship	Texas
2009 Fiesta	Texas
2007 Independence	Alabama
2006 New Orleans	Rice
2005 Rose	Texas
2003 Holiday	Texas

Bowls Played (4)

2001 Holiday	Texas
2000 Holiday	Texas
2000 Cotton	Texas
1999 Cotton	Texas

• In 2008, Applewhite guided a running backs unit that had to replace Jamaal Charles, who went to the NFL. Ogbonnaya, McGee, Whittaker and Johnson stepped in and combined to rush for 1,371 yards and 20 TDs, including 12 TDs by Johnson, which tied the UT freshman record. The group did not lose a fumble during the entire season and showed its versatility by combining for 65 receptions for 640 yards and three TDs, led by Ogbonnaya, who set the UT single-season record for receptions by a running back with 46. He also finished second on the single-season receiving yards list with 540. Ogbonnaya earned Honorable Mention All-Big 12 honors and was named Second-Team Academic All-American.

• Applewhite returned to his alma mater after spending the 2007 season as offensive coordinator and quarterbacks coach at Alabama, where he was the youngest coordinator on the FBS level.

• In Applewhite's one year at Alabama, the Crimson Tide bounced back from a losing season in 2006 to post a 7-6 record under first-year coach Nick Saban. Under his guidance, Alabama improved its offensive output by nearly 40 yards per game (335.9 to 373.8) and increased its scoring from 22.9 points per game to 27.1. His offense generated 256 yards passing and 388 total yards to cap the year with a 30-24 win over Colorado in the Independence Bowl.

• In 2007, the Crimson Tide gained 510 yards of offense (363 passing/147 rushing) en route to a 41-17 victory over a Tennessee team that finished the year ranked 12th nationally. Trailing 20-10 in the fourth quarter against a Georgia team that finished the year ranked No. 2, Applewhite's offense scored 10 points in the final six minutes, including a 10-play, 88-yard drive that tied the game and sent it to overtime.

• Prior to Alabama, Applewhite spent a season as offensive coordinator/quarterbacks coach at Rice where, as the youngest coordinator on the FBS level, he directed an offense that scored the then-most points (350) and gained the then second-most yards (4,486) in Owls' history. Under his guidance, Rice produced a 1,000-yard rusher, a 1,000-yard receiver and a 1,000-yard passer for the first time in school history en route to the program's first appearance in a bowl game since 1961. The 2006 Rice offense produced a 109-point improvement in scoring over the previous season.

• Before his stint at Rice, Applewhite joined Greg Robinson at Syracuse where he served as quarterbacks coach in 2005. Applewhite's coaching career began where he starred, at Texas, where he served as a graduate assistant coach and worked with the offensive line for two seasons (2003-04). In his final year in 2004, the Longhorns went 11-1, beat No. 12 Michigan in the Rose Bowl and earned a No. 4 final ranking - its highest since 1981.

• The Longhorns' team captain in 2001, Applewhite helped Texas to four straight bowl games (1999 and 2000 Cotton Bowls/2000 and 2001 Holiday Bowls) and posted a 22-8 record as a starter. He capped his career by throwing for a UT record 473 yards and a Longhorn-bowl-game best four TDs en route to Offensive MVP honors in a 47-43 victory over No. 20 Washington in the 2001 Holiday Bowl. The 1999 co-Big 12 Offensive Player of the Year set then-UT records for career (8,353) and season (3,357/1999) passing yards, as well as career TD passes (60). He threw for 2,453 yards and 18 TDs, UT freshman records at the time, in claiming Big 12 Freshman of the Year honors in 1998.

• A native of Baton Rouge, La., Applewhite threw for 50 touchdowns and ran for eight more in two years as a starter at Catholic High School. He was tabbed an Honorable Mention prep All-America by USA Today after leading Catholic High to a 13-1 record and No. 10 national ranking as a senior. He was 25-2 as a starter.

2017 SEASON

COACHING STAFF

THE COUGARS

SEASON REVIEW

HISTORY & RECORDS



ASSISTANT COACHES

2017 SEASON

COACHING STAFF

THE COUGARS

SEASON REVIEW

HISTORY & RECORDS



MARK D'ONOFRIO

DEFENSIVE COORDINATOR/INSIDE LINEBACKERS | FIRST SEASON

The D'Onofrio File

Hometown North Bergen, N.J.
College Penn State, 1992
Family wife, Lucia
sons, Jack & Thomas

Coaching History

2017-present Houston
Defensive Coordinator,
Inside Linebackers
2011-15. Miami
Assistant Head Coach,
Defensive Coordinator
2008-10 Temple
Assistant Head Coach,
Defensive Coordinator
2006-07 Temple
Defensive Coordinator
2005 Virginia
Inside Linebackers,
Special Teams
2004 Virginia
Tight Ends, Special Teams
2002-03 Rutgers
Linebackers,
Recruiting Coordinator
2001 Rutgers
Linebackers
2000 Georgia
Defensive Assistant
1999 Saint Peter's College
Linebackers

Bowls Coached (7)

2015 Sun Miami
2014 Independence Miami
2013 Russell Athletic Miami
2009 EagleBank Temple
2005 Music City Virginia
2004 MPC Computers Virginia
2000 O'Ahu Georgia

Bowls Played (3)

1992 Fiesta Penn State
1990 Blockbuster Penn State
1989 Holiday Penn State

Coaching Accomplishments

- Mark D'Onofrio joined the Houston Football program as its defensive coordinator and inside linebackers coach on Jan. 6, 2017 following five seasons as defensive coordinator at Miami.
- Had 18 defensive players from his tenure with Miami enter the NFL, seven of which were drafted under his watch.
- His 2015 defense at Miami ranked third in the ACC with 25 turnovers gained.
- Linebacker Denzel Perryman was a Dick Butkus Award semifinalist in 2013 and 2014. Perryman was the first Hurricane player since 2007 to earn AP All-America honors.
- Miami's 2014 defense was fourth in the ACC in total defense, holding nine opponents below 250 yards passing and five teams to less than 100 yards rushing.
- His 2013 defense was among the nation's best in takeaways, finishing the year with 27.
- Miami's 2011 defense finished the season ninth in the nation in red zone defense and 21st in scoring defense.
- Prior to Miami, D'Onofrio spent five years at Temple as assistant head coach and defensive coordinator.
- At Temple, he transformed a defense ranked last in the NCAA upon his arrival to 17th in 2010.
- Helped Temple become bowl eligible in back-to-back seasons for the first time in program history.
- Developed 2011 NFL Draft first-round pick and 2015 Pro Bowler Muhammad Wilkerson along with NFL Draft second-round pick Jaiquwan Jarrett. In all, three Owls were drafted during D'Onofrio's tenure and five former players went on to play in the NFL.
- In addition, Temple won a single-season-record nine-consecutive games en route to a 9-4 overall record, a first-place tie in the MAC East and an appearance in the EagleBank Bowl in 2009. The 2010 Owls won eight games, finishing 8-4, and became bowl-eligible for the second-consecutive season and for the first time in school history. A school-record eight defensive players were named All-MAC, including five on the first team in 2009. Four student-athletes earned All-MAC honors in 2010. Sophomore Adrian Robinson earned 2009 MAC Defensive Player of the Year accolades and senior Andre Neblett became Temple's first three-time All-MAC honoree.
- Spent two seasons at Virginia (2004-05). Tight ends/special teams coach in 2004 and inside linebackers/special teams coach in 2005.
- Helped develop NFL first round draft pick and two-time Pro Bowl tight end Heath Miller in 2004. In D'Onofrio's lone season coaching tight ends at Virginia, Miller won the 2004 Mackey Award and was a Unanimous first-team All-American as a junior as he caught 41 passes for 541 yards and five touchdowns. A tremendous blocker, Miller helped UVA lead the ACC in rushing and total offense in 2004.
- Helped develop NFL Pro Bowl linebacker Ahmad Brooks in 2005.

- Prior to his time at Virginia, D'Onofrio spent one season each at Rutgers (Linebackers), Georgia (Defensive Assistant) and Saint Peter's College (Linebackers).
- From 1988-91 D'Onofrio played at Penn State and served the Nittany Lions playing both inside and outside linebacker. He was elected team captain his senior year and was drafted in the second round (34th overall pick) of the 1992 NFL draft by the Green Bay Packers. He earned a starting role as the Packers' inside linebacker where he played for two seasons before injury prematurely ended his professional career in 1994.

Prominent Pupils

- Thurston Armbrister (Miami), Lions
- Ray-Ray Armstrong (Miami), 49ers
- Artie Burns (Miami), Steelers
- Deon Bush (Miami), Bears
- Jamal Carter (Miami), Broncos
- Anthony Chickillo (Miami), Steelers
- Corn Elder (Miami), Panthers
- Jermaine Grace (Miami), Falcons
- LaDarius Gunter (Miami), Packers
- Tracy Howard (Miami), Jaguars
- Rayshawn Jenkins (Miami), Chargers
- Ufomba Kamalu (Miami), Texans
- Tyriq McCord (Miami), Steelers
- Al-Quadin Muhammad (Miami), Saints
- Denzel Perryman (Miami), Chargers
2014 All-ACC; 2013 All-ACC
- Olson Pierre (Miami), Cardinals
- Sean Spence (Miami), Colts
2011 All-ACC
- Herb Waters (Miami), Packers
- Tahir Whitehead (Temple), Lions
- Muhammad Wilkerson (Temple), Jets
2010 All-MAC; 2009 All-MAC
- Elisha Joseph (Temple)
2010 All-MAC
- Jaiquwan Jarrett (Temple)
2010 All-MAC; 2009 All-MAC
- Adrian Robinson (Temple)
2010 All-MAC; 2009 All-MAC;
2009 MAC Defensive Player of the Year
- Andre Neblett (Temple)
2009 All-MAC
- Elijah Joseph (Temple)
2009 All-MAC
- Amara Kamara (Temple)
2009 All-MAC
- Terrance Knighton (Temple)
2008 All-MAC
- Ahmad Brooks (Virginia), 49ers
- Heath Miller (Virginia)
2004 John Mackey Award winner; 2004 All-American;
2004 All-ACC
- Kai Parham (Virginia)
2004 All-ACC



ASSISTANT COACHES

2017 SEASON

COACHING STAFF

THE COUGARS

SEASON REVIEW

HISTORY & RECORDS



CLAY JENNINGS

CO-DEFENSIVE COORDINATOR/SECONDARY | FIRST SEASON

The Jennings File

Hometown Waco, Texas
College North Texas, 1997
Family wife, Belinda
children, Kirby & Kenzie

Coaching History

2017-present Houston
*Co-Defensive Coordinator,
Secondary*
2016 Texas
Defensive Backs
2014-15 Arkansas
Defensive Backs
2008-13 TCU
Cornerbacks
2007 Baylor
Cornerbacks
2005-06 Houston
Safeties
2003-04 Louisiana-Lafayette
Secondary
2001-02 Sam Houston State
*Secondary,
Recruiting Coordinator*
2000 Southern Arkansas
Secondary
1999 Morningside
Secondary
1998 Morehouse
Secondary
1997 North Texas
Graduate Assistant

Bowls Coached (9)

2015 Liberty Arkansas
2014 Texas Arkansas
2012 Buffalo Wild Wings TCU
2011 Poinsettia TCU
2010 Rose TCU
2009 Fiesta TCU
2008 Poinsettia TCU
2006 Liberty Houston
2005 Fort Worth Houston

Coaching Accomplishments

• Clay Jennings was named secondary coach and co-defensive coordinator at Houston on Dec. 22, 2016.

• Having spent 13 season coaching in the state of Texas including a previous two-year stint at UH (2005-06), Jennings arrived in Houston after one season as Texas' defensive backs coach and two in the same position at Arkansas. In a defense that ranked 12th in the nation against the run in 2015, seven of Jennings' defensive backs ranked among the top 10 on the team in tackles. That group combined for nine tackles for loss, while producing nine interceptions and 30 pass breakups. For the second straight year, Jared Collins led the unit in breakups with nine after tying for the SEC lead with 13 in 2014.

• That year, Jennings helped the Razorbacks finish 10th in the nation in both scoring and total defense, as the team allowed just 19.2 points and 323.4 yards per game. Arkansas finished in the top 40 in passing yards allowed for the first time since 2011, surrendering just 208.8 passing yards per game to rank 37th. The Razorback secondary helped hold Heisman Trophy finalist Amari Cooper of Alabama to just two receptions for 22 yards, his lowest output of the season.

• Jennings also made an impact in his first season on Tevin Mitchel. The senior made the switch to nickel back and thrived, finishing second on the team with 10 passes defended and going on to be selected in the sixth round of the 2015 NFL Draft by the Washington Redskins. Alan Turner, who was fourth on the team in tackles, signed a free agent contract with the Kansas City Chiefs.

• Prior to Arkansas, Jennings spent six seasons (2008-13) at TCU as cornerbacks coach and was part of some of the most successful teams in school history. In his first three years from 2008-10, the Horned Frogs became just the third program in NCAA history to lead the nation in total defense in three consecutive seasons.

• While there, Jennings coached two-time All-American and first-round NFL Draft pick Jason Verrett, who was taken 25th overall by the San Diego Chargers in 2014. Verrett picked up first-team All-American honors from the Walter Camp Football Foundation (WCFF) in 2013, in addition to being named the Co-Big 12 Defensive Player of the Year. He ranked sixth in the nation in passes defended with 16, including 14 pass breakups to earn unanimous first-team All-Big 12 honors.

• Also under Jennings tutelage, Kevin White accounted for 11 passes defended with three interceptions and was ninth in the nation with three forced fumbles. White was an honorable mention All-Big 12 selection and went on to sign as a free agent with the Atlanta Falcons. The Horned Frogs defense ranked 11th nationally in pass efficiency defense that season.

• In 2012, SI.com named Verrett first-team All-America, and the WCFF selected him second-team, while the San Antonio Express-News chose him Big 12 Defensive Player of the Year. He was also tabbed the nation's top cornerback by CollegeFootballNews.com. He led the Big 12 in interceptions (six) and passes defended (22), the only player to rank in the top 10 nationally in both categories.

• Verrett and Greg McCoy, a 2012 seventh-round draft pick of the Chicago Bears, earned All-Mountain West honors in 2011 when TCU posted an 11-2 record and ranked 28th in the nation in scoring defense. McCoy was also the MWC Special Teams Player of the Year as a return specialist.

• Jennings was part of a TCU staff in 2010 that led the Horned Frogs to a 13-0 record with a victory over Wisconsin in the Rose Bowl. He helped craft the nation's top-ranked passing defense (128.8 ypg) and pass efficiency defense (94.9) that were part of the top-rated scoring defense (12.0 ppg) and total defense (228.5 ypg). Jason Teague, who led the team with nine passes defended, was a 2010 All-MWC second-team selection. Malcolm Williams moved to cornerback as a senior under Jennings and developed into a seventh-round pick by the New England Patriots.

• Both Rafael Priest and Nick Sanders were first-team All-MWC picks in 2009 when the Horned Frogs suffered their only defeat of the season against Boise State in the Fiesta Bowl to finish 12-1. That season, Jennings helped the pass efficiency defense to fourth in the nation (92.3) and the passing defense to sixth (159.5 ypg) with the scoring defense also sixth (12.8 ppg) and the total defense number one (239.7 ypg). Priest later signed a free agent contract with the Atlanta Falcons.

• A year earlier, the same duo received all-conference accolades as the pass efficiency defense was fourth nationally (97.9) and the passing defense was 11th (170.7 ypg). The scoring defense was ranked second (11.3 ppg) with the total defense first (217.8 ypg) en route to an 11-2 season.

• Jennings came to the Horned Frogs after serving as cornerbacks coach at Baylor in 2007. Prior to that, he worked two seasons (2005-06) as the safeties coach at the University of Houston. He helped the Cougars to back-to-back bowl appearances and the 2006 Conference USA Championship. In 2006, Cougars' free safety Will Gulley earned Conference USA First Team honors, while Brandon Brinkley was named to the league's all-freshman squad.

• In his first season at Houston, Jennings helped Rocky Schwartz earn Conference USA third-team honors, and Kenneth Fontenette to be named an honorable-mention Freshman All-American by Sporting News.

• Prior to his two-year stint at Houston, Jennings spent two seasons (2003-04) as the defensive backs coach at Louisiana-Lafayette, where he helped the Ragin' Cajuns to a No. 11 national ranking in pass defense. There he tutored C.C. Brown and Michael Adams, who each had seven-year NFL careers. Jennings also mentored Antwain Spann, who played three seasons for the New England Patriots.

• Jennings worked two years (2001-02) as secondary coach and recruiting coordinator at Sam Houston State. He helped the Bearkats to a share of the 2001 Southland Conference championship and the quarterfinal round of the FCS playoffs. He coached All-American and Buck Buchanan Award finalist Keith Davis, who played five seasons for the Dallas Cowboys.

• Before SHSU, Jennings coached the secondary at Southern Arkansas (2000), Morningside College in Sioux City, Iowa (1999) and Morehouse College in Atlanta (1998). At SAU, Jennings mentored Jordan Babineaux, a nine-year NFL veteran who played for the Seattle Seahawks and Tennessee Titans. At Morningside, Jennings coached first-team All-American Matt Walker.

PROMINENT PUPILS

- Tevin Mitchel (Arkansas), Colts
- Jared Collins (Arkansas), Rams
- Jason Verrett (TCU), Chargers
2013 All-American; 2013 Big 12 Defensive Player of the Year;
2013 All-Big 12; 2012 All-American; 2012 All-Big 12; 2011 All-MWC
- Greg McCoy (TCU)
2011 All-MWC; 2011 MWC Special Teams Player of the Year
- Rafael Priest (TCU)
2009 All-MWC
- Nick Sanders (TCU)
2009 All-MWC
- Will Gulley (Houston)
2006 All-Conference USA
- C.C. Brown (Louisiana-Lafayette)
2004 All-Sun Belt



ASSISTANT COACHES



A.J. BLUM

DEFENSIVE LINE | FIRST SEASON

The Blum File

Hometown Bryan, Ohio
 College Ashland University, 1999
 Family wife, Christine
 daughter, Zoey

Coaching History

2017-present Houston
Defensive Line
 2009-16 Westfield High School
Assistant Head Coach,
Defensive Coordinator
 2004-09 Klein Forest High School
Defensive Line
 2003-04 Livingston High School
Linebackers

Coaching Accomplishments

- A.J. Blum joined the Houston Football program as its defensive line coach on Dec. 22, 2016 following eight seasons as defensive coordinator at Westfield High School in Spring, Texas.
- Having developed 33 players that have advanced to the collegiate level, including 31 defensive linemen, since 2005, Blum makes the jump to the collegiate ranks after 14 years on the high school level, including 13 in the Houston area.
- Blum most recently spent the last eight seasons as assistant head coach and co-defensive coordinator at Westfield High School in Spring, Texas, where he worked specifically with the defensive line, developing several players into FBS level talent, including Houston's Ed Oliver who earned First Team All-America honors from six different outlets following his freshman year with the Cougars.
- Oliver was one of three high school All-Americans developed under Blum's tutelage, joining Desmond Jackson and Hardreck Walker, who would both go on to play as true freshmen at Texas and Texas A&M, respectively.
- Also in charge of Westfield's offseason program, Blum helped lead the Mustangs to seven playoff appearances including a current six-season streak.
- Prior to his time at Westfield, he spent six seasons as the defensive line coach at Klein Forest High School where he helped lead the program to four consecutive state playoff appearances from 2005-08 including a run of three straight Class 5A area appearances.
- A graduate of Ashland University where he was a three-year captain for the Eagles' Football program, Blum received his coaching start at Livingston High School following a two-year stint as an offensive and defensive lineman in the Arena Football League where he earned Second Team All-AF2 honors in 2000 as a member of the August Stallions.

PROMINENT PUPILS

- Ed Oliver (Houston)
2016 All-American;
2016 Freshman All-America;
2016 The American Rookie of the Year
2016 The American

2017 SEASON

COACHING STAFF

THE COUGARS

SEASON REVIEW

HISTORY & RECORDS



ASSISTANT COACHES

2017 SEASON

COACHING STAFF

THE COUGARS

SEASON REVIEW

HISTORY & RECORDS



DAN CARREL

OUTSIDE LINEBACKERS | THIRD SEASON

The Carrel File

Hometown Flushing, Ohio
College West Liberty, 2011
Family wife, Danielle

Coaching History

2017-present Houston
Outside Linebackers
2015-16 Houston
Defensive Graduate Assistant
2014 Kentucky
Defensive Graduate Assistant
2013 Ohio State
Offensive Graduate Assistant

Bowls Coached (3)

2016 Las Vegas Houston
2015 Chick-fil-A Houston
2014 Orange Ohio State

Coaching Accomplishments

- Dan Carrel was promoted to Houston's outside linebackers coach on Jan. 6, 2017 following two seasons as a defensive graduate assistant with the Cougars working with the team's outside linebackers.
- Part of a staff that helped UH rank 13th nationally in total defense and fourth in rushing defense in 2016.
- Team finished second in The American in sacks, scoring defense and total defense while leading the league in rushing defense.
- Outside linebacker Tyus Bowser (Second Team) earned All-Conference honors from The American in 2016. Bowser ended the year in a tie for third in the league with 8.5 sacks despite missing five games due to injury.
- In his first season at Houston, the Cougars' defense forced 12 teams below their scoring average with the two teams eclipsing their average, doing so by less than one point.
- The defense led the nation with 35 takeaways while ranking eighth nationally in rushing defense.
- He spent the 2014 season as a defensive graduate assistant at Kentucky.
- Carrel spent the 2013 season as an offensive graduate assistant at Ohio State, assisting the Buckeyes' offensive line. In his lone season in Columbus, Ohio State played in the Big Ten Championship and the 2014 Orange Bowl.
- The two-year letterman at West Liberty spent the 2012 season at his alma mater as a defensive graduate assistant after starting his career as a strength and conditioning intern at South Carolina.

PROMINENT PUPILS

- Tyus Bowser (Houston), Ravens
2016 The American
- Jack Mewhort (Ohio State), Colts
2013 All-American; 2013 All-Big Ten
- Corey Linsley (Ohio State), Packers
2013 All-Big Ten
- Andrew Norwell (Ohio State), Panthers
2013 All-Big Ten
- Taylor Decker (Ohio State), Lions
- Pat Elflein (Ohio State), Vikings
- Chase Farris (Ohio State), Patriots



ASSISTANT COACHES

2017 SEASON

COACHING STAFF

THE COUGARS

SEASON REVIEW

HISTORY & RECORDS



KENNY GUITON

WIDE RECEIVERS | THIRD SEASON

The Guiton File

Hometown Houston, Texas
College Ohio State, 2013
Family son, Jordan

Coaching History

2017-present Houston
Wide Receivers
2017 Texas
Quality Control (WRs)
2015-16 Houston
Offensive Graduate Assistant

Bowls Coached (2)

2016 Las Vegas Houston
2015 Chick-fil-A Peach Houston

Coaching Accomplishments

- Kenny Guiton was named Houston’s Wide Receivers coach on April 21, 2017, after a four-month stint as a quality control coach for wide receivers at Texas.
- The former Ohio State quarterback spent the 2015-16 seasons with Houston as an offensive graduate assistant working with Houston’s receivers.

• In Guiton’s two seasons working with the Houston receivers as a graduate assistant, the Cougars had a 1,000-yard receiver in both years as Demarcus Ayers (1,222 yards in 2015) and Linell Bonner (1,118 yards in 2016) each accomplished the feat. Ayers earned first team honors from *The American*, while Bonner earned honorable mention during their 1,000-yard receiving seasons. Ayers led *The American* and ranked sixth nationally with 98 catches in 2015, while Bonner was third in the league and fifth nationally with 98 receptions in 2016.

• As a student-athlete, the Houston native and Aldine Eisenhower High School alum, Guiton spent four years as a member of Ohio State’s program. He saw action in 22 total games with two starts in his senior season. In eight appearances for the Buckeyes in 2013, Guiton completed nearly 69 percent of his passes, accounting for 14 passing touchdowns to just two interceptions. He also ran for five touchdowns. In relief of Braxton Miller in 2012, Guiton either finished off a touchdown drive started by Miller or led the Buckeyes on a touchdown drive in eight of his 15 series at quarterback.

• Following the completion of his Ohio State career, Guiton was invited to Buffalo Bills camp before joining the LA Kiss of the Arena Football League.

PROMINENT PUPILS

- Demarcus Ayers (Houston), Steelers
2015 The American
- Linell Bonner (Houston)
2016 The American



ASSISTANT COACHES



KENITH POPE

RUNNING BACKS | THIRD SEASON

Coaching Accomplishments

- Kenith Pope was named running backs coach at Houston on Jan. 9, 2015.

- Well-known and a highly respected veteran in the coaching profession, Pope has 38 years of coaching experience on the collegiate level. He is a veteran of 20 bowl games during his coaching career.

- He has mentored 20 players who have gone on to the NFL including Jorvorskie Lane who holds the school record for career rushing touchdowns (49) at Texas A&M. He also recruited Super Bowl champion Joseph "Red" Bryant. Pope has played and coached for some of the biggest names in college football history, including Barry Switzer at Oklahoma, Jackie Sherrill at Mississippi State, Howard Schnellenberger at OU and Dennis Franchione at TCU, Alabama and Texas A&M.

- In his first season at Houston, Pope coached a group that helped lead Houston to the 13th-best rushing attack in the nation, averaging 235.8 yards per game, while Kenneth Farrow earned postseason honors from The American. Pope successfully navigated a season-ending loss to Ryan Jackson and late-season injuries to Farrow by converting cornerback Brandon Wilson into a backfield threat in just four days, as the shifty speedster ran for 111 yards and two touchdowns in Houston's showdown vs. Navy before running for 70 yards vs. Temple in The American Championship.

- Prior to his time at Houston, Pope completed a successful five-year stretch at Iowa State with proven results from his Cyclone running backs before serving one year as outside linebackers coach at Incarnate Word.

- In 2009, his first fall at Iowa State, running back Alexander Robinson became the 12th Cyclone back to reach 1,000 yards rushing (1,058) and ranked third in the Big 12. Robinson dodged injuries in 2010 but still managed to tally nearly 1,000 rushing yards. He finished his career with 3,309 rushing yards, ranking fourth in Iowa State history. His all-purpose yards total of 4,114 yards ranks third.

- With Robinson having graduated, Pope's focus was on Iowa State sophomores James White and Shontrelle Johnson in 2011. White made a big splash, earning Honorable Mention All-Big 12 honors by rushing 743 yards on 159 carries and eight touchdowns. Johnson racked up 51 carries for 247 yards before a season-ending injury in the fourth game of the season. Fullback Jeff Woody rushed for 381 yards on 90 carries and six touchdowns, including the game-winning jaunt for the touchdown that gave the Cyclones a 37-31 victory in the second overtime against No. 2 Oklahoma State.

- Pope coached at UNLV in 2008 after five years as the assistant head coach at Texas A&M. He previously oversaw the Aggie running backs his last two seasons in College Station, Texas and tutored the Aggies' wide receivers in the 2003, 2004 and 2005 campaigns. During Pope's time at Texas A&M, he was a part of a staff that recruited five classes ranked in the top 20 nationally, including three among the top 10. Texas A&M played in the 2005 Cotton Bowl, the 2006 Holiday Bowl and the 2007 Alamo Bowl during Pope's tenure in College Station, Texas.

- Prior to his time at Texas A&M, Pope served as assistant head coach/receivers coach at Alabama in 2001-02, where at one point, the Crimson Tide won 14 of 17 games. In 2002, Alabama posted a 10-3 record, the best mark in the SEC West. The Tide was second in the conference in total offense that season with Pope serving as assistant head coach and wide receivers coach.

- At TCU (from 1998-2000), Pope was on the coaching staff that produced a 25-11 record after being 1-10 in 1997 as the Horned Frogs claimed back-to-back WAC Championships and climbed into the AP Top 25 for the first time in 40 years.

- Pope also coached at Oklahoma (1995-97), Mississippi State (1991-94), Oklahoma State (1987-90), SMU (1981-86) and Lamar (1979-80).

- A defensive back at Oklahoma, Pope earned his bachelor's degree from the school in 1976. During his Sooner playing career, OU went 29-5-1 and won two straight Sugar Bowls. His senior season, Oklahoma went 10-0-1, won the Big Eight championship and Pope played in the Blue-Gray Classic and the American Bowl. He was a ninth-round choice by the Oakland Raiders in the 1974 NFL draft and played that season with the New England Patriots.

PROMINENT PUPILS

- Kenneth Farrow (Houston), Chargers
2015 *The American*
- Chris Alexander (Texas A&M)
2007 *All-Big 12*; 2006 *All-Big 12*
- Jorvorskie Lane (Texas A&M), Buccaneers
2006 *All-Big 12*
- Terrence Murphy (Texas A&M)
2004 *All-Big 12*; 2003 *All-Big 12*
- Cedric Jones (Oklahoma)
1995 *All-American*; 1995 *All-Big 12*
- Dwayne Curry (Mississippi State)
1994 *All-SEC*
- Juan Long (Mississippi State)
1993 *All-SEC*
- Daniel Boyd (Mississippi State)
1992 *All-SEC*
- Marc Woodard (Mississippi State)
1992 *All-SEC*
- Jason Gildon (Oklahoma State)
NFL Pro Bowler
- Ron Morris (SMU)
1986 *All-SWC*

The Pope File

Hometown Galveston, Texas
College Oklahoma, 1976
Family wife, Pam
godchildren, Jordan,
Geneva "Roni" & Shaina

Coaching History

2015-present Houston
Running Backs
2014 Incarnate Word
Outside Linebackers
2009-13 Iowa State
Running Backs
2008 UNLV
Running Backs
2006-07 Texas A&M
Assistant Head Coach,
Running Backs
2003-05 Texas A&M
Assistant Head Coach,
Wide Receivers
2001-02 Alabama
Assistant Head Coach,
Wide Receivers
1998-2000 TCU
Wide Receivers
1995-97 Oklahoma
Defensive Ends
1991-94 Mississippi State
Linebackers
1987-90 Oklahoma State
Defensive Ends
1981-86 SMU
Wide Receivers
1979-80 Lamar
Outside Linebackers, Kickers

Bowls Coached (20)

2016 Las Vegas Houston
2015 Chick-fil-A Peach Houston
2012 Liberty Iowa State
2011 Pinstripe Iowa State
2009 Insight Iowa State
2007 Alamo Texas A&M
2006 Holiday Texas A&M
2005 Cotton Texas A&M
2001 Independence Alabama
2000 Mobile TCU
1999 Mobile TCU
1998 Sun TCU
1994 Peach Mississippi State
1992 Peach Mississippi State
1991 Liberty Mississippi State
1988 Holiday Oklahoma State
1987 Sun Oklahoma State
1984 Aloha SMU
1983 Sun SMU
1982 Cotton SMU

2017 SEASON

COACHING STAFF

THE COUGARS

SEASON REVIEW

HISTORY & RECORDS

ASSISTANT COACHES

2017 SEASON

COACHING STAFF

THE COUGARS

SEASON REVIEW

HISTORY & RECORDS



CHRIS SCELFO

OFFENSIVE LINE | FIRST SEASON

The Scelfo File

Hometown New Iberia, La.
 College Louisiana-Monroe, 1988
 Family wife, Nancy
 children, Joe & Sarah

Coaching History

2017-present Houston
Offensive Line
 2008-14 Atlanta Falcons
Tight Ends
 1998-2006 Tulane
Head Coach
 1996-98 Georgia
Assistant Head Coach,
Offensive Line
 1993-95 Marshall
Offensive Coordinator
 1990-92 Marshall
Offensive Line
 1988-89 Oklahoma
Graduate Assistant
 1986-87 Louisiana-Monroe
Graduate Assistant

Postseason Experience

2012 NFC Championship Falcons
 2011 NFC Wild Card Falcons
 2011 Pro Bowl Falcons
 2010 Divisional Playoffs Falcons
 2008 NFC Wild Card Falcons
 2002 Hawaii Bowl Tulane
 1998 Liberty Bowl Tulane
 1997 Outback Bowl Georgia
 1995 FCS Championship Marshall
 1994 FCS Third Round Marshall
 1993 FCS Championship Marshall
 1992 FCS Champions Marshall
 1991 FCS Championship Marshall
 1988 Citrus Bowl Oklahoma
 1987 FCS Champions ULM

Coaching Accomplishments

- A veteran coach with experience both on the NFL level and as an FBS head coach, ESPN Courage Award recipient Chris Scelfo was named Houston's offensive line coach on Feb. 4, 2017.

- Easily relatable to football parents as a parent of an FBS player himself (son Joe just completed his career at NC State and South Alabama), Scelfo joins the Houston program after most recently serving seven seasons as the tight ends coach for the Atlanta Falcons.

- While in Atlanta, Scelfo continued the development of tight end Tony Gonzalez who was named to the NFL Pro Bowl in four of his five seasons with the Falcons while the franchise advanced to the NFL Playoffs in four of Scelfo's seven seasons with the team.

- The Falcons ranked in the top 10 in total offense in four of his six seasons while ranking in top 10 of passing offense in four seasons as well as No. 2 in rushing offense in 2008. Gonzalez ranked as one of the NFL's top four tight ends in five of six seasons.

- A coach in the 2011 Pro Bowl and the 2013 Senior Bowl, Scelfo joined Atlanta after eight seasons as head coach of Tulane University, where he ended his tenure as the program's second winningest coach of all-time. He guided Tulane through the aftermath of Hurricane Katrina in 2005, earning ESPN's Courage Award in the process.

- He is the only coach in Tulane history to win multiple bowl games and successfully graduated 75 percent of his players with 10 being drafted in the NFL including first-round quarterbacks J.P. Losman and Patrick Ramsey.

- Prior to Tulane, he spent nine seasons working with College Football Hall of Famer Jim Donnan, three at Georgia as assistant head coach and offensive line coach, and six at Marshall, including three seasons as Donnan's offensive coordinator. During his six years at Marshall, the Thundering Herd advanced to the NCAA Division I-AA national championship four times, winning the 1992 national championship.

- Scelfo opened his career with four years as a graduate assistant first at University of Louisiana-Monroe (1986-87), where the program claimed the 1987 FCS Championship, and at Oklahoma (1988-89).

- He was a three-year letterman on the offensive line at Louisiana-Monroe, then Northeast Louisiana University, and was a team captain.

- A member of the Italian-American Hall of Fame and the New Iberia (La.) High School Athletics Hall of Fame, Scelfo's son Joe was a center for South Alabama before transferring to North Carolina State for one season and played in the 2017 East-West Shrine Game.

- Scelfo co-authored the book, Fourth and New Orleans: How Tulane Football Survived the Aftermath of Hurricane Katrina, with Benjamin Hochman, touching on the story of Tulane's 2005 season that was played in the aftermath of Hurricane Katrina.

PROMINENT PUPILS

- Tony Gonzalez (Falcons)
2013 Pro Bowl; 2012 Pro Bowl;
2011 Pro Bowl; 2010 Pro Bowl
- Matt Forte (Tulane), Jets
2006 All-Conference USA;
2004 All-Conference USA Freshman
- Jeremy Williams (Tulane)
2006 Freshman All-American
- Anthony Cannon (Tulane)
2005 All-Conference USA
- Roydell Williams (Tulane)
2004 All-Conference USA;
2003 All-Conference USA
- Chris Beckman (Tulane)
2004 All-Conference USA
- Melwede Moore (Tulane)
2003 All-Conference USA;
2001 All-Conference USA;
2000 Freshman All-American;
2000 Conference USA Freshman of the Year;
- Floyd Dorsey (Tulane)
2002 All-Conference USA
- Lynaris Elpheage (Tulane)
2002 All-Conference USA
- Patrick Ramsey (Tulane)
2001 National College Scholar-Athlete
- Seth Marler (Tulane)
2001 All-American; 2001 Lou Groza Award;
2001 C-USA Special Teams Player of the Year;
2001 All-Conference USA
- Bobby Hoover (Tulane)
2001 Freshman All-American
- Torie Taulii (Tulane)
2001 All-Conference USA
- Adrian Burnette (Tulane)
2000 All-Conference USA
- Bernard Robertson (Tulane)
2000 All-Conference USA
- Casey Roussel (Tulane)
2000 All-Conference USA
- JaJuan Dawson (Tulane)
1999 All-Conference USA
- Matt Stinchcomb (Georgia)
1998 All-American; 1997 All-American;
1998 Lombardi Award finalist;
1998 All-SEC; 1997 All-SEC
- Chris Terry (Georgia)
1998 All-SEC
- Adam Meadows (Georgia)
1996 All-SEC
- Phil Ratliff (Marshall)
1992 Southern Conference Lineman of the Year;
1992 All-Southern Conference;
1991 All-Southern Conference
- Chris Deaton (Marshall)
1993 Southern Conference Lineman of the Year;
1993 All-Southern Conference;
1992 All-Southern Conference



ROD GRACE

DIRECTOR FOR FOOTBALL SPORTS PERFORMANCE | THIRD SEASON

The Word on Grace

- Rod Grace was named director for football sports performance at Houston in December, 2016.
- Grace joined Houston as associate director for football sports performance in January, 2015, after serving one year as associate director of strength and conditioning at USF.
- While at USF, Grace assisted with the year round strength, agility, speed and conditioning of football athletes while designing a plan for track and field athletes.
- Prior to his time at USF, Grace spent one year at Iowa State as the program's strength and conditioning graduate assistant, working with the Cyclone Football program.

- Grace also spent two years as a strength and conditioning graduate assistant at Tennessee State University.
- Grace received start in the strength and conditioning world as a student assistant at Tennessee-Martin before a year-long internship at the Georgia Tech.
- A native of Jackson, Miss., Grace earned a bachelor's of education in university studies at Tennessee-Martin before earning a masters of arts in education at Tennessee State.
- A team captain while a student-athlete at Tennessee-Martin, Grace was named to the 2008 Ohio Valley Conference All-Conference Team.

The Grace File

Hometown Jackson, Miss.
College Tennessee-Martin, 2009



RYAN DEATRICK

ASSISTANT DIRECTOR FOR FOOTBALL SPORTS PERFORMANCE | THIRD SEASON

The Word on Deatruck

- Ryan Deatruck was named assistant director for football sports performance at Houston in March, 2015, after serving one year as assistant strength and conditioning coach at South Dakota. In his role, Deatruck is also responsible for baseball athletic development.
- While at South Dakota, Deatruck implemented and monitored speed, strength and conditioning programs for football, men's basketball and softball. He monitored and designed a systematic road-trip recovery protocol for the men's basketball program, including the purchase of six pairs of Revitapump recovery boots, an inflatable cold tub, year-round post-practice ready-to-drink protein shakes and the implementation of the program's between-meals snack system.

- Deatruck was named to South Dakota's full-time staff after one year as a graduate assistant strength and conditioning coach. During his graduate assistant season, Deatruck implemented and monitored speed, strength, and conditioning programs for football, men's basketball, women's basketball, women's soccer, men's and women's swimming and diving, softball, and men's and women's golf.
- Deatruck spent the spring semester of 2014 serving as an intern with Iowa State's football strength and conditioning staff where he managed the daily operations and maintenance of the weight room.
- Deatruck also served an internship with Waukee Senior High School strength and conditioning after playing football at Southwest Baptist University and Simpson College.

The Deatruck File

Hometown Des Moines, Iowa
College Simpson College, 2013



CHRIS CAMPBELL

ASSISTANT DIRECTOR FOR FOOTBALL SPORTS PERFORMANCE | THIRD SEASON

The Word on Campbell

- Chris Campbell was named assistant director for football sports performance at Houston in June, 2015, after serving two years as an assistant strength and conditioning coach at Louisiana-Lafayette.
- While at Louisiana-Lafayette, Campbell assisted with football, volleyball and men's basketball while serving as the lead strength and conditioning contact for men's tennis and track & field sprinters.
- Campbell was named to Louisiana-Lafayette's full-time staff after two years as a student intern strength and conditioning coach at Iowa State. During his time in Ames, Iowa, Campbell assisted in the speed and strength & conditioning programs for the Cyclones football student-athletes.

- A preferred walk-on receiver at Iowa State, Campbell was a three-time All-State performer at Washington High School.

The Campbell File

Hometown Cherokee, Iowa
College Iowa State, 2013



SUPPORT STAFF

2017 SEASON

COACHING STAFF

THE COUGARS

SEASON REVIEW

HISTORY & RECORDS



TOM FARNIOK

ASSISTANT DIRECTOR FOR FOOTBALL SPORTS PERFORMANCE | FIRST SEASON

The Word on Farniok

- Tom Farniok joined Houston as an assistant director for football sports performance in January of 2017. In his role, Farniok is also responsible for softball athletic development.
- Farniok is in his second stint with the Houston program after spending seven months of 2016 (January-July) as a sports performance assistant in the department.
- Between his two Houston stints, Farniok spent five months at the University of Buffalo as an assistant strength and conditioning coach.
- In 2015, he was the offensive line coach for Sioux Falls Washington High School in Sioux Falls, S.D. where he assisted the team to a city, conference and state championships.

- A four-year starter at Iowa State, Farniok was a 2014 captain for the Cyclones and signed an undrafted free agent deal with the Minnesota Vikings.
- Farniok received All-Big 12 honors in his final three seasons of competition and was on the watch list for both the Rimington Trophy and the Weurffel Award.
- Iowa State's most valuable lineman in his junior and senior years, Farniok was selected to play in the 2015 NFLPA Collegiate Bowl.

The Farniok File

Hometown Sioux Falls, S.D.
College Iowa State, 2014



MARCUS TUBBS

ASSISTANT ATHLETICS DIRECTOR FOR FOOTBALL OPERATIONS | FIRST SEASON

The Word on Tubbs

- Marcus Tubbs was named assistant athletics director for football operations on Dec. 22, 2016.
- Tubbs joined the Houston program after spending eight seasons at the University of Texas, including the final four as assistant athletics director for football operations. He was elevated to that role after one season as the director of football operations and two seasons as special assistant for player relations.
- Tubbs joined the UT program in 2009 as a football operations intern after a four-year career with the Seattle Seahawks, who drafted him 23rd overall in the 2004 NFL Draft.

- A two-time All-Big 12 defensive tackle at Texas, Tubbs was a team captain in 2003 and closed out his career with 48 games played and 36 started, totaling 207 tackles, 41 TFLs, 15 sacks and five forced fumbles.

The Tubbs File

Hometown DeSoto, Texas
College Texas, 2009
Family wife, Brittany
children, Savannah and Mia



NELLY GONZALEZ

DIRECTOR OF FOOTBALL INTERNAL OPERATIONS | FIRST SEASON

The Word on Gonzalez

- Nelly Gonzalez was named director of football internal operations on Dec. 22, 2016.
- Gonzalez joined the Houston program after two seasons as TCU's assistant director of football operations. Prior to her time in Fort Worth, she spent one year as operations support coordinator and assistant to the head coach at Penn State and three years as assistant director of alumni relations at Vanderbilt.
- A graduate of Auburn, Gonzalez worked three years with the football program as an undergraduate, assisting the director of football operations and recruiting coordinator.

The Gonzalez File

Hometown Fort Myers, Fla.
College Auburn, 2010



SUPPORT STAFF

2017 SEASON

COACHING STAFF

THE COUGARS

SEASON REVIEW

HISTORY & RECORDS



TIM TEYKL

DIRECTOR OF HIGH SCHOOL RELATIONS | FIRST SEASON

The Word on Teykl

- Tim Teykl joined the Houston Football program in 2017 as the director of high school relations after 26 seasons as head football coach and biology teacher at B.F. Terry High School.
- Ended his career as the winningest coach in B.F. Terry HS and Lamar Consolidated ISD history with 16 playoff berths and an all-time record of 160-112-1. Coached over 120 THSCA Academic All-State players.
- Named the 2007 Tom Landry Award winner by the THSCA and was a two-time finalist for the AFCA Power of Influence Award. Also a finalist for the Houston Texans Coach of the Year Award and the Touchdown Club of Houston Coach of the Year Award. Received the 2012 U.S. Marine Corps Semper Fidelis National Award.
- A former member and president-elect of the THSCA Board of Directors, has also served as president and executive board member for the Greater Houston Football Coaches Association.

- Also a former president and board member for the Texas State 7-on-7 championships and served as the Bayou Bowl game director and Team Texas head coach.
- Coached the west squad to victory in the 2012 U.S. Army All-American Bowl and was on the Team USA coaching staff in 2013 and 2014 showdowns with Team Canada.
- Prior to taking over at B.F. Terry spent two seasons as head coach and athletic director at Rice Consolidated High School and seven seasons as offensive line coach and strength & conditioning coach at TCU.
- Also spent two seasons at Texas State University as receivers coach and strength & conditioning coach and two seasons at East Bernard High School as assistant head football coach, defensive coordinator, boys' basketball head coach and boys' track & field head coach.

The Teykl File

Hometown Needville, Texas
 College Texas A&M, 1978
 Family wife, Brenda
 children, Tyler and Tory



BOBBY MERRITT

DIRECTOR OF PLAYER PERSONNEL | FIRST SEASON

The Word on Merritt

- Bobby Merritt joined the Houston program in February, 2017 after one season as director of football recruiting at Tennessee.
- Spent eight seasons as a college scout for the Houston Texans during which the organization won two AFC South Division championships.
- Also spent four seasons with the Detroit Lions scouting department.
- Totaled four seasons of collegiate coaching experience prior to moving to the scouting side.

- Letterwinner in both football and baseball at Adrian College before serving two years as a law enforcement specialist/explosive detector dog handler for the United States Air Force.

The Merritt File

Hometown Temperance, Mich.
 College Adrian College, 1993
 Family wife, Kavita
 daughter, Leela



NINA BALOUN

DIRECTOR FOR ON-CAMPUS RECRUITING | FIRST SEASON

The Word on Baloun

- Nina Baloun joined the Houston Football program in the spring of 2017 as its director for on-campus recruiting.
- Baloun joined the Houston program after four seasons with the University of Illinois where she served as the assistant football recruiting coordinator and the program supervisor for the I-Star recruiting program.
- Baloun also spent five seasons as a football recruiting assistant for the Toledo Football program.

The Baloun File

Hometown Chicago, Ill.
 College Toledo, 2008



SUPPORT STAFF

2017 SEASON

COACHING STAFF

THE COUGARS

SEASON REVIEW

HISTORY & RECORDS



EDWARD JONES II

ASSISTANT DIRECTOR OF PLAYER PERSONNEL | SECOND SEASON

The Word on Jones

• Edward Jones II joined the Houston Football program in March of 2016, serving as the program's director of high school relations & player development before shifting to assistant director of player personnel in the spring of 2017.

• Prior to his time at Fort Bend, he spent three years at Cypress Lakes High School, coaching the program's safeties and teaching world geography.

• A University of Houston graduate, Jones joined the UH program after three years at Fort Bend Hightower High School where he served as the Hurricanes wide receivers coach while teaching world geography. While at Fort Bend, Jones was part of a staff that won three straight district championships. In addition to his coaching and teaching duties, Jones also served as the program's recruiting coordinator, academic coordinator and social media director.

The Jones File

Hometown Houston, Texas
College Houston, 2009
Family wife, LeCretia



ALEX BROWN

ASSISTANT DIRECTOR OF PLAYER PERSONNEL | THIRD SEASON

The Word on Brown

• Alex Brown is in his third season at Houston and in his first as an assistant director of player personnel after spending one season as an assistant director of recruiting and one season as a football recruiting assistant.

• Prior to his time in Houston, Brown spent four years as the head central scout for Optimum Scouting where he graded NFL Draft prospects via film study, play charting and statistical analysis.

• Brown also has stints with the NFL Network (NFL Draft research assistant), USA Football (national team writer) and Grace Prep Academy (assistant football coach) to his credit.

The Brown File

Hometown Arlington, Texas
College Texas-Arlington, 2014



GRACE MUSCARELLO

ASSISTANT DIRECTOR FOR FOOTBALL OPERATIONS | THIRD SEASON

The Word on Muscarello

• Grace Muscarello is in her third season at Houston as the assistant director for football operations after two seasons as an assistant director for recruiting.

• She created and distributed a weekly College Football E-Newsletter using CRM, growing the organization's database by 50 percent in just five months.

• She joined the Houston program after spending one year as a marketing and events intern at Lone Star Sports and Entertainment and the Houston Texans.

• A graduate of Texas A&M, Muscarello spent two years as a student recruiting assistant for the Aggies football program, managing the program's recruiting database.

• In her role with Lone Star Sports and Entertainment and the Houston Texans, Muscarello assisted in the coordination of event logistics, sponsor fulfillment and marketing efforts for events at NRG Stadium, including both professional and collegiate games with over 70,000 fans in attendance.

• She was also a 2013 intern for the Texas Bowl, assisting the director of operations in the logistics of the Houston-based bowl.

The Muscarello File

Hometown Houston, Texas
College Texas A&M, 2014



SUPPORT STAFF

2017 SEASON

COACHING STAFF

THE COUGARS

SEASON REVIEW

HISTORY & RECORDS



ROBERT CONLEY

OFFENSIVE FOOTBALL ANALYST | FIRST SEASON

The Word on Conley

- Robert Conley joined the Houston Football program as an offensive football analyst in the spring of 2017.
- The La Marque, Texas, native arrived in Houston after spending two seasons at UTPB as the offensive line coach and recruiting coordinator. Prior to UTPB, he spent three seasons as a graduate assistant at Utah, the 2011 season as a graduate assistant at Utah State and the 2010 season as a graduate assistant at Midwestern State University.

- Before embarking on a coaching career, Conley was a four-year starting right guard at Utah. He was a first-team All-Mountain West selection and third-team All-American for Utah's 2009 Sugar Bowl champion team as well as a co-captain. He was honorable mention All-MWC in 2006 and second team in 2007.

The Conley File

Hometown La Marque, Texas
College Utah, 2008



THOMAS DUNSON

DEFENSIVE FOOTBALL ANALYST | THIRD SEASON

The Word on Dunson

- Thomas Dunson joined the Houston program as a defensive football analyst in the spring of 2015 after serving six seasons as an assistant football coach and head strength coach at North Shore High School in the Galena Park school district.
- Dunson was an offensive graduate assistant, working with the quarterbacks and tight ends, during the 2008 season at Utah State. He also assisted with the Aggies' special teams during his year in Logan, Utah.

- Dunson spent three seasons (2004-2006) at North Texas, his last as an offensive assistant with the tight ends group. His first two seasons were spent as a defensive graduate assistant working with the Mean Green's secondary.

- The two-year letterman (1998-99) at LSU started his career as defensive coordinator in 2001 at University High.

The Dunson File

Hometown Houston, Texas
College LSU, 2003
Family wife, Vanessa
daughter, Mary Ella

- The Houston native spent the 2007 season at Rice as an assistant director of football operations and special assistant to the defensive coordinator.



KYLE ROBINSON

SPECIAL TEAMS FOOTBALL ANALYST | FIRST SEASON

The Word on Robinson

- Kyle Robinson is in his first season with the Houston Football program as a special teams analyst.
- Robinson came to Houston after two seasons at Texas State where he was the special teams coordinator for the final nine games of the 2015 season after starting out as special teams quality control and director of player development.

- A 2005 graduate of the University of Alabama, Robinson spent time as a kicker/punter for the Saskatchewan Roughriders of the Canadian Football League and the Austin Wranglers and Centex Barracudas of the Arena Football League while also holding a variety of roles over seven years for Technical Sales International.

The Robinson File

Hometown Austin, Texas
College Alabama, 2005

- Robinson served as a special teams quality control coach and defensive assistant for Texas State in 2014, working with and developing kickers, punters, snappers and holders.



SUPPORT STAFF

2017 SEASON

COACHING STAFF

THE COUGARS

SEASON REVIEW

HISTORY & RECORDS



MALCOLM KELLY

OFFENSIVE GRADUATE ASSISTANT | FIRST SEASON

The Word on Kelly

- Malcolm Kelly joined the Houston Football program as an offensive graduate assistant in the spring of 2017.
- As a player at Oklahoma, Kelly was a two-time All-Big 12 honoree and a 2005 Freshman All-American. In three years with the Sooners, he totaled 144 receptions for 2,285 yards and 21 touchdowns.
- Following his collegiate career, Kelly was drafted in the second round of the 2008 NFL Draft, 51st overall, by the Washington Redskins.

The Kelly File

Hometown Longview, Texas
College Oklahoma, 2016



JB BROWN

DEFENSIVE GRADUATE ASSISTANT | FIRST SEASON

The Word on Brown

- JB Brown joined the Houston Football program as a defensive graduate assistant in spring of 2017.
- The Alvin, Texas, native arrived in Houston after stints as a graduate assistant at both Kansas (football) and Pacific (baseball).
- A two-time all-conference second baseman at Pacific, Brown was drafted in the 14th round of the 2010 MLB Draft by the New York Mets. He would later play for the Brooklyn Cyclones, St. Lucie Mets and Savannah Sand Gnats.

The Brown File

Hometown Alvin, Texas
College Pacific, 2014



ROBERT LUCE

DEFENSIVE GRADUATE ASSISTANT | SECOND SEASON

The Word on Luce

- Robert Luce joined the Houston Football program as a football quality control intern in May of 2016 before being named defensive graduate assistant prior to the 2017 season.
- The Dallas, Texas, native spent the 2015 season as an offensive quality control coach for North Texas and the 2014 season as a student assistant at Missouri.

The Luce File

Hometown Dallas, Texas
College Missouri, 2015



SUPPORT STAFF


2017 SEASON

COACHING STAFF

THE COUGARS

SEASON REVIEW

HISTORY & RECORDS



AJ HOPP

OFFENSIVE GRADUATE ASSISTANT | FIRST SEASON

The Word on Hopp

- AJ Hopp joined the Houston Football program as an offensive graduate assistant in the spring of 2017.
- Hopp joined Houston after two seasons as an offensive graduate assistant at Mississippi State where he assisted with the Bulldogs' offensive line.
- Prior to his time with MSU, Hopp spent two seasons as an offensive graduate assistant at Florida Atlantic University.
- While playing on the offensive line at Slippery Rock, Hopp was a three-year starter and received the PSAC Scholar Athlete Award all four years from 2007 to 2011.
- He was named second team Division II Capital One Academic All-American and received the Division II ADA Academic Achievement Award in 2008 to 2011. Was the team captain in his senior year and was a member of the 2011 PSAC Western Division Conference Championship team.

The Hopp File

Hometown Akron, Ohio
College Slippery Rock, 2011



ALEX NEDERHOFF

DIRECTOR OF FOOTBALL VIDEO | THIRD SEASON

The Word on Nederhoff

- Alex Nederhoff enters his third season with the Houston Football program, serving as the program's director of football video.
- Nederhoff joined the Houston staff after two seasons as New Mexico State's video coordinator, where he received the 2013 Independent Conference Video Coordinator of the Year Award.
- Nederhoff opened his career as a football operations intern as a student at Northern Iowa before being named video coordinator for his final two seasons with the Panthers.

The Nederhoff File

Hometown Wellsburg, Iowa
College Northern Iowa, 2011
Family wife, Elizabeth



ALBERT GARCIA

RECRUITING FOOTBALL ANALYST | SECOND SEASON

The Word on Garcia

- Albert Garcia was named a recruiting football analyst for the Houston Football program in the spring of 2017 after one year as an intern in the high school relations and player development department.
- The Houston native also spent eight months as an intern in the Houston Athletics fan experience department and one year as a tailgate ambassador for the Houston Texans.
- A graduate of the University of Houston, Garcia was the vice president for the University of Houston Terry Scholar student organization for the 2014-15 academic year.

The Garcia File

Hometown Houston, Texas
College Houston, 2016



SUPPORT STAFF

2017 SEASON

COACHING STAFF

THE COUGARS

SEASON REVIEW

HISTORY & RECORDS



MIKE O'SHEA

HEAD ATHLETICS TRAINER | 25TH SEASON

The Word on O'Shea

• Mike O'Shea in his 25th season as the head athletics trainer at Houston. Widely regarded as one of the top collegiate trainers in the country, O'Shea oversees the training room operations for football and all Houston student-athletes.

• In June, O'Shea was inducted into the National Athletic Trainers' Association Hall of Fame.

• O'Shea received the Excellence in Athletic Training Award from the Southwest Athletic Trainers Association in July of 2013 for his life-saving actions when D.J. Hayden suffered a tear of the inferior vena cava during an early November practice.

• In 2010, O'Shea received the Most Distinguished Athletics Trainer Award from the Southwest Athletic Trainers Association and the group's 2007 College and University Athletics Trainer of the Year Award.

• The 2008 Bill Yeoman Special Contributions Award winner, O'Shea was named the National Athletic Trainers Association's Most Distinguished Athletics Trainer in 2005. O'Shea was also awarded the 1999 Professional Football Athletic Trainer Society's Distinguished Alumni Award.

• Prior to UH, O'Shea served as the head trainer at Louisville (1985-93), as a trainer at Miami (1979-85) and as a trainer for the Baltimore Colts.

• O'Shea began his career as a student assistant at Blinn College before moving to Texas and later Kent State. O'Shea served four years in the U.S. Air Force and served as the head trainer for the United States AAU Track and Field teams that traveled to Russia in 1975 and Italy in 1977.

• In 1981, O'Shea authored *The History and Development of the National Athletic Trainers Association*.

• O'Shea and his wife, Annette, have two children, Chad and Julie. Chad, a grad of UH and wide receivers coach for the New England Patriots, and his wife, Melissa, have three children, Claire, Grace and Michael. Julie, married to Tobie Holmes, also a UH graduate, is an educational diagnostician with Fort Bend ISD and has one daughter, Shea.

The O'Shea File

Hometown Brenham, Texas
College Texas, 1968
Kent State, 1974
Family wife, Annette
son Chad, daughter Julie



MICHELLE MALLOY

ASSISTANT ATHLETICS TRAINER | FOURTH SEASON

The Word on Malloy

• Michelle Malloy joined the University of Houston Department of Athletics in June 2014 as an assistant athletics trainer. She is in her second season on a full-time basis with football after assisting with the sport while covering track & field the previous two years.

• Prior to joining the full-time staff, Malloy spent two years as a graduate assistant athletics trainer for Men's and Women's Track and Field and Men's and Women's Cross Country and received her master's degree in sport and fitness administration in 2014.

• She received her bachelor's degree in athletics training with a minor in worksite health promotion from East Carolina in 2012 after recording nearly 2,000 clinical observation honors.

• While with the Pirates, she worked with numerous sport programs, including Men's Basketball, Football, Softball, Track and Field and Cross Country programs.

• Malloy is a certified athletic trainer and also a member of the National Athletic Trainers' Association. She also is a licensed athletic trainer in the state of Texas.

The Malloy File

Hometown New Egypt, N.J.
College East Carolina, 2012



BRADLEY NEWTON

ASSISTANT ATHLETICS TRAINER | FOURTH SEASON

The Word on Newton

• Bradley Newton rejoined the University Of Houston Department Of Athletics in August of 2016 as an Assistant Athletic Trainer working primarily with football.

• He previously spent two years at the University of Houston as a Graduate Assistant with Football from 2012 to 2014. During that time he earned his Master's degree in Sport and Fitness Administration. For the past two years Brad has been working at Strake Jesuit College Preparatory in West Houston.

• He is a nationally certified athletic trainer, and an active member of SWATA and NATA.

The Newton File

Hometown Batavia, N.Y.
College Canisius College, 2012

#TOWN TAKEOVER™

The Cougars 44-74
2017 Signing Class 75-77





THE COUGARS

2017 SEASON

COACHING STAFF

THE COUGARS

SEASON REVIEW

HISTORY & RECORDS



9 MATTHEW ADAMS
Missouri City, Texas (Hightower HS)

ILB	6-1	230	Sr.
-----	-----	-----	-----

Year	G-GS	UT	AT	Total	Loss	Sacks	INT	FF	FR	PBU
2014	13-3	22	18	40	4.5-19	2-13	-	2	-	1
2015	13-3	28	21	49	2.5-15	2-15	-	-	-	-
2016	11-11	57	25	82	7.5-21	2-10	-	2	1-13	-
Career	37-17	107	64	171	14.5-55	6-38	-	4	1-13	1

2016: Started every game he played in for Houston (11) ... led the team with 82 tackles and in solo tackles with 57 ... had a team-best three double-digit tackle games ... racked up 7.5 tackles for loss and two sacks ... had a game-high 12 tackles vs. San Diego State in the Las Vegas Bowl ... led the Cougars with 10 tackles at Memphis ... tallied five tackles, a sack and a tackle for loss in a home win over No. 3 Louisville ... had six tackles in a home win vs. Tulane ... tallied six tackles and a fumble recovery, the first of his career, in a road loss at SMU ... had seven tackles in a win over Tulsa ... led Houston with 12 tackles and two tackles for loss in a road loss at Navy ... had four tackles, a sack for a loss of six yards, a forced fumble in a win at Texas State ... tallied nine tackles and a 0.5 tackle for loss in a road win at Cincinnati ... had two tackles, both for loss in a win over Lamar ... finished with nine tackles, one for a loss and a forced fumble in a win over No. 3 Oklahoma.

2015: Appeared in 13 games while making three starts ... was eighth on the team with 49 tackles ... second on the team with nine special teams tackles, all coming on kickoff coverage ... finished the year with five tackles including one sack in the Chick-fil-A Peach Bowl win over Florida State ... led Houston with a career-high 11 tackles in win over Navy ... had 10 tackles and a quarterback hurry at UConn ... tallied seven tackles and a half tackle for loss in win over Memphis ... tallied three tackles in win over Cincinnati ... had three tackles in win vs. Vanderbilt ... recorded three tackles and a sack for a loss of six yards in win at UCF ... tallied two tackles in a win at Tulane ... recorded three tackles including two solo and one assist vs. Tennessee Tech.

2014: One of four true freshmen to see action in all 13 games in the 2014 season ... started at linebacker and recorded five tackles for the Cougars in Houston's comeback victory in the Armed Forces Bowl ... made two starts vs. USF and Tulane at linebacker ... totaled 35 tackles, including 4.5 for a loss of 19 yards ... had two sacks, which ranked 10th in the league, for a loss of 13 yards ... registered four tackles at Cincinnati ... forced a fumble, recorded four tackles, including a sack for a loss of six yards in win at SMU ... tallied a career-high 11 tackles and 2.5 tackles for loss vs. Tulane ... recorded his first career sack for a loss of seven yards at BYU ... appeared as a true freshman vs. UTSA as one of just four true freshmen to make an appearance in the season opener.

High School: Three-star recruit by ESPN, Scout and 247Sports ... No. 68 outside linebacker by ESPN ... ranked the No. 69 outside linebacker by Scout ... named to the Houston Chronicle's Top 100 ... named the 2013 District 23-5A Defensive Player of the Year ... named his team's Overall MVP and Defensive MVP as a senior ... named to VYPE Magazine's 2014 Houston Hot 100 ... named to the Houston Touchdown's Club 2013 Preseason All-Greater Houston Team ... named to the District 23-5A First Team as both a junior and a senior ... also named to the 2013 District 23-5A All-Academic Team ... had 96 tackles, including 18 for loss, six forced fumbles and four interceptions as a senior ... also a member of Hightower's basketball program.



10 KYLE ALLEN
Scottsdale, Ariz. (Texas A&M)

QB	6-3	210	Jr.
----	-----	-----	-----

At Texas A&M: Saw action in 20 games with 14 starts in his two seasons with the Aggies ... sophomore season saw Allen lead Texas A&M in passing and total offense, completing 160-of-283 passes for 2,210 yards and 17 touchdowns against seven interceptions ... also added 102 yards on the ground as he became just the eighth quarterback in Texas A&M history to pass for 2,000 yards and 15 touchdowns in a season ... threw for 1,322 yards and 16 touchdowns as a freshman against seven interceptions on 118-of-192 passing ... closed the year with MVP honors in an AutoZone Liberty Bowl win over West Virginia, throwing for 294 yards and four touchdowns while adding 33 yards rushing against the Mountaineers.

High School: Rated the nation's top quarterback by ESPN, Rivals, Scout and 247Sports after throwing for more than 8,000 yards and 86 touchdowns over his high school career ... 2014 US Army All-American ... completed 186-of-272 passes as a senior for 2,535 yards and 29 touchdowns.

Personal: Majoring in Retail Consumer Science.



THE COUGARS



25 DILLON BIRDEN

Houston, Texas (Blinn)

RB	5-9	172	Sr.
----	-----	-----	-----

Year	G-GS	Rushing	Avg.	TD	Lg	Rec.	Yards	TD	Lg
2016	12-5	62-289	4.7	6	46	7	54	1	19
Career	12-5	62-289	4.7	6	46	7	54	1	19

Year	G-GS	UT	AT	Total	Loss	Sacks	INT	FF	FR	PBU
2016	12-5	3	-	3	-	-	-	1	2-0	-
Career	12-5	3	-	3	-	-	-	1	2-0	-

- 2016 Burlsworth Trophy Candidate
- American Athletic Conference Honor Roll (Oct. 17, 2016)

2016: Appeared in 12 games, making five starts ... started the season at cornerback before moving to running back ... led all Houston running backs with six rushing touchdowns ... finished third on the team with 62 rushing attempts and 289 yards on the ground ... made his first career start in a home win vs. UConn ... recovered a fumble on the opening kickoff in a home win vs. No. 3 Louisville ... tallied 76 rushing yards on 11 carries, including a 46-yard rush in a win over UCF ... led the Cougars vs. Tulsa with three rushing touchdowns on 14 attempts and 82 yards ... also had two receptions for 21 yards ... scored a rushing and receiving touchdown at Navy (Oct. 8) ... finished with 13 carries for 51 yards and a score and two catches for 22 yards and a touchdown vs. the Midshipmen ... against UConn, had nine rushes for 27 yards and a score ... tallied seven carries for 21 yards and a touchdown in a road win at Texas State ... made his first Houston appearance, at cornerback, in a win over Lamar forcing a fumble he recovered on the same play.

At Blinn Junior College:

2015: Played in eight games ... ran the ball two times for 20 yards with a long rush of 15 yards ... led team with 29 receptions and 265 yards and two touchdowns ... longest reception was 63 yards.

2014: Played in all eight games ... caught 12 passes for 116 yards ... longest reception of 48 yards came against Kilgore (Oct. 18).

High School: Played for Ed Pustejovski at Cy-Fair High School ... earned honorable mention all-district in 2012 ... named first-team all-state, first-team all-region, first-team all-district and Houston Chronicle Offensive Player of the Year in 2013 ... helped lead Cy-Fair to the first round of the playoffs in 2012 and the quarterfinals in 2013.



15 LINELL BONNER

Houston, Texas (Dekaney HS)

WR	6-0	202	Sr.
----	-----	-----	-----

Year	G-GS	Rec	Yards	Avg	TD	Long
2013			Redshirted			
2014	0-0	-	-	-	-	-
2015	12-3	25	317	12.7	5	37 vs. UCF
2016	12-8	98	1,118	11.4	3	55 at Memphis
Career	24-11	123	1,435	11.7	8	55 at Memphis

- 2016 American Athletic Conference Honorable Mention
- 2015-16 American Athletic Conference All-Academic Team
- 2016 Biletnikoff Award Watch List
- 2014 American Athletic Conference All-Academic Team

2016: Saw action in 12 games with eight starts ... his 98 receptions ranked fifth nationally, third in The American and were the eighth-best single-season total in Houston history ... became the 19th player in program history to eclipse the 1,000-yard in receiving after totaling 1,118 receiving yards ... led the Cougars with a career-high 17 receptions for 235 yards, the eighth-best single-game total in Houston history, and a touchdown at Memphis ... threw a 50-yard touchdown pass to Chance Allen and tallied eight receptions for 67 yards in a home win vs. No. 3 Louisville ... had nine catches for 97 yards in a home win over Tulane ... led the Cougars with 97 receiving yards on 13 receptions ... led Houston with nine receptions for 117 yards at Navy ... notched 12 catches for 159 yards and a touchdown, which resulted in SportsCenter's No. 1 play of the day, in a win over UConn ... also had three rushes for 12 yards vs. the Huskies ... had six receptions for 52 yards and a score at Texas State ... tallied first career 100-yard receiving game with 119 yards on eight receptions at Cincinnati ... tallied four catches for 63 yards in a victory over Oklahoma.

2015: Appeared in 12 games while making three starts at wide receiver for the Cougars ... placed on scholarship prior to the season ... fourth on the Houston team with 25 receptions and 317 yards ... third on the team and ninth in The American with five touchdown receptions ... had one reception for 11 yards in Chick-fil-A Peach Bowl win over Florida State ... completed a pass for 18 yards in the team's win over Temple in the American Athletic Conference Championship game ... totaled 92 receiving yards on a seven receptions, while tallying two touchdowns in win over Navy ... had five catches for 65 yards and a touchdown in win over Memphis ... totaled 71 yards and a touchdown on five receptions in win at UCF ... recorded his first career touchdown and tallied two receptions for 35 yards in a win at Louisville.

2014: Did not see any action.

2013: Redshirted.

2017 SEASON

COACHING STAFF

THE COUGARS

SEASON REVIEW

HISTORY & RECORDS



THE COUGARS

2017 SEASON

COACHING STAFF

THE COUGARS

SEASON REVIEW

HISTORY & RECORDS



82 ROMELLO BROOKER

Houston, Texas (Alief Taylor HS)

TE	6-4	240	Jr.
----	-----	-----	-----

Year	G-GS	Rec	Yards	Avg	TD	Long
2014			Redshirted			
2015	6-0	-	-	-	-	-
2016	12-0	2	10	5.0	1	6 vs. UCF
Career	18-0	2	10	5.0	1	6 vs. UCF

2016: Saw action in 12 of 13 games ... recorded his first career touchdown in a win over UCF ... had one reception for four yards in a win over Lamar.

2015: Appeared in six games for Houston throughout the 2015 season, mainly on special teams.

2014: Redshirted.

High School: Three-star recruit by ESPN and 247Sports ... named to the Houston Chronicle's Top 100... named to VYPE Magazine's 2014 Houston Hot 100 ... received 2013 All-District 18-5A first team honors ... pulled in 31 receptions for 706 yards and 11 touchdowns as a senior despite missing three games with an injury ... helped to secure Alief Taylor's district title with four touchdown receptions in its win over Hastings ... had 36 catches for 439 yards and seven touchdowns as a junior ... named all-district all-academic in 2012 and 2013 ... also played basketball and ran track at Alief Taylor ... member of Alief Taylor's Unity Council.



34 MULBAHCAR

Austin, Texas (John H. Reagan HS)

RB	5-11	194	Soph.
----	------	-----	-------

Year	G-GS	Rushing	Avg.	TD	Lg	Rec.	Yards	TD	Lg
2016	9-0	49-206	4.2	2	38	4	37	0	18
Career	9-0	49-206	4.2	2	38	4	37	0	18

• 2016 Capital One Orange Bowl-FWAA Courage Award Nominee

2016: Played in nine games ... totaled 206 yards rushing on 49 carries to accompany two touchdowns ... made his Houston debut at running back in a win over Lamar and tallied 20 carries for 109 yards and a touchdown ... had 14 rushing attempts and 48 yards and a score in a win over Tulsa ... had five rushing attempts for 25 yards and one reception for eight yards in a road win at Cincinnati.

High School: Three-star recruit by ESPN, Rivals, Scout and 247Sports ... No. 43 running back by ESPN ... No. 81 player in the state of Texas by ESPN ... set the Austin Independent School District career rushing record ... named second-team AP Texas All-State and district 26-4A MVP as a senior after running for 1,675 yards and 33 touchdowns ... named all-central Texas first team running back as a junior after rushing for 1,655 yards and 20 touchdowns ... rushed for 1,178 yards and seven touchdowns as a sophomore to earn district 26-4A Newcomer of the Year award ... competed in the Texas State Wrestling Championships as a sophomore ... chose Houston over Indiana, Iowa State, Nebraska, Oregon State, Purdue and Texas Tech among others ... coached by Keith Carey at John H. Reagan HS ... became a U.S. citizen on May 24 after escaping worn-torn Liberia at the age of five.



52 JERARD CARTER

Houston, Texas (Red Oak HS)

DE	6-3	297	Jr.
----	-----	-----	-----

Year	G-GS	UT	AT	Total	Loss	Sacks	INT	FF	FR	PBU
2014										
2015	13-0	7	6	13	0.5-1	0.5-1	-	-	2-0	-
2016	11-9	10	10	20	1.5-2	-	-	-	-	-
Career	24-9	17	16	33	2-3	0.5-1	-	-	2-0	-

• 2014 American Athletic Conference All-Academic Football Team

2016: Started nine of 11 games played ... had two quarterback hurries in a home win over Tulane ... had five tackles in a road loss at SMU ... tallied on tackle for loss in a win over Tulsa ... had six tackles at Navy ... tallied one tackle in a home win vs. UConn ... tallied two tackles and a 0.5 tackle for loss in a win over No. 3 Oklahoma.

2015: Registered 13 tackles while appearing in 13 games ... had two tackles and a 0.5 sack in Houston's win over Florida State in the Chick-fil-A Peach Bowl ... recovered a fumble in his collegiate debut at Louisville ... collected his second fumble recovery of the season against SMU.

2014: Redshirted.

High School: Named to the Houston Chronicle's Top 100 ... named to VYPE Magazine's 2014 Houston Hot 100 ... No. 84 defensive end nationally by 247Sports ... named first team All-District 13-5A in 2012 and second team All-District 13-5A in 2013 ... had 57 tackles as a senior defensive tackle and 33 tackles as a junior defensive end ... a member of Dekaney's National Honor Society.



2 DUKE CATALON

Houston, Texas (Texas)

RB	6-0	210	Jr.
----	-----	-----	-----

Year	G-GS	Rushing	Avg.	TD	Lg	Rec.	Yards	TD	Lg
2015									
2016	9-7	145-528	3.6	4	35	44	281	3	51
Career	9-7	145-528	3.6	4	35	44	281	3	51

• 2016 Athlon Sports Preseason AAC Second Team

2016: Appeared in nine games for Houston and started in seven ... led Houston in rushing with 528 yards on 145 carries ... tied for third on the team with four rushing touchdowns, while tallying three receiving scores to total seven ... led the Cougars with one rushing touchdown and two receiving touchdowns after tallying 39 rushing yards on 14 attempts and 68 receiving yards on nine receptions in a home win vs. No. 3 Louisville ... led the Cougars with 20 rushing attempts for 50 yards in a home win over Tulane ... vs. UCF, led Cougars with 19 rushing attempts for 82 yards and a touchdown, while also tallying seven receptions for 40 yards ... after missing three games due to injury, returned to the field in a road loss at SMU ... had 17 carries for 54 yards and four catches for 66 yards vs. the Mustangs ... had 10 carries for 70 yards and a touchdown in a road win at Texas State ... had 16 rushing attempts for 67 yards and five receptions for 20 yards in a road win at Cincinnati ... led the Cougars with 22 rushing attempts for 88 yards, while tallying four receptions for 29 yards and a touchdown in a win over No. 3 Oklahoma.

2015: Sat out the year due to NCAA transfer rules.

At Texas: Catalon redshirted his lone season (2014) at Texas.

High School: Was a three-time all-district honoree and four-year letterman for Aldine Eisenhower ... named the No. 10 running back nationally and No. 25 player in the state of Texas by 247Sports ... rushed for 866 yards on 125 carries (6.9 yards per attempt) and had 410 yards receiving as a senior ... also started five games at cornerback and recorded 38 tackles and one interception, helping Eisenhower to an appearance in the 5A DII bi-district playoffs in 2013 ... named second-team All-District 18-5A and third-team DCTF Super Team as a running back in 2012, rushing for 1,331 yards and 10 TDs on 182 carries with 12 receptions for 152 yards and a TD as a junior, helping Eisenhower to an appearance in the 5A DII bi-district playoffs in 2012 ... selected as the top all-purpose player and Newcomer of the Year in District 18-5A in 2011 after rushing for 1,156 yards and seven TDs on 172 carries as a sophomore ... played in seven games as a freshman with one start, rushing for 211 yards and averaging 5.1 yards per carry.



THE COUGARS

2017 SEASON

COACHING STAFF

THE COUGARS

SEASON REVIEW

HISTORY & RECORDS



18 KEITH CORBIN


Beaumont, Texas (West Brook HS)

WR	6-2	175	Soph.
----	-----	-----	-------

Year	G-GS	Rec	Yards	Avg	TD	Long
2016	7-2	6	68	11.3	0	32 vs. SDSU
Career	7-2	3	68	11.3	0	32 vs. SDSU

2016: Saw action in seven games with two starts ... had career bests in receptions (3) and receiving yards (51) in the Las Vegas Bowl vs. San Diego State .. made his first career start in a home win vs. No. 3 Louisville ... had one catch vs. the Cardinals ... tallied his first career reception in a home win vs. Tulane ... had two receptions for 17 total yards vs. Green Wave.

High School: Three-star recruit by ESPN, Rivals, Scout and 247Sports ... No. 81 player in the state of Texas by Rivals ... No. 86 receiver by Rivals ... named all-district 21-6A in 2015 and 2014 ... earned honorable mention all-state honors as a junior ... pulled in 45 receptions for 896 yards and nine touchdowns as a senior ... had 54 receptions for 893 yards and 12 touchdowns his junior year ... had 23 receptions for 506 yards and six touchdowns as a sophomore to earn second team all-district 21-6A ... chose Houston over Mississippi, Nebraska, TCU, Texas Tech and Wisconsin among others ... coached by Kevin Flanigan at West Brook HS.



1 GARRETT DAVIS

Red Oak, Texas (Red Oak HS)

SAF	6-1	200	Jr.
-----	-----	-----	-----

Year	G-GS	UT	AT	Total	Loss	Sacks	INT	FF	FR	PBU
2014										
Redshirted										
2015	13-0	4	3	7	-	-	-	-	-	1
2016	13-12	45	20	65	7.0-25	3.0-16	-	1	1-0	5
Career	26-12	49	23	72	7.0-25	3.0-16	-	1	1-0	6

• 2016 American Athletic Conference Second Team

2016: Started 12 games and appeared in all 13 ... finished fifth on the team with 65 tackles on the year ... was third among defensive backs in The American with seven tackles for loss including three sacks, a number that was second among defensive backs in league ... also added five pass breakups along with one forced fumble and one fumble recovery ... had eight tackles and two pass breakups at Memphis ... tallied five tackles with one sack vs. No. 3 Louisville ... had five tackles and one quarterback hurry in a home win vs. Tulane ... tallied a fumble recovery and a tackle in a home win over UCF ... had two tackles, one for a loss of three yards and a pass breakup at SMU ... tallied 10 tackles, a tackle for loss, a sack and a forced fumble, which resulted in the winning score for the Cougars in a home win over Tulsa ... had four tackles and a pass breakup at Navy ... led in back-to-back weeks with five tackles vs. UConn ... also had 2.5 tackles for loss and a sack vs. the Huskies ... led the Cougars with seven tackles and had one for loss in a road win at Texas State ... tallied five tackles and a half tackle for loss in a road win at Cincinnati ... had three tackles in a win over Lamar ... notched six tackles in a win over No. 3 Oklahoma.

2015: Appeared in 13 games primarily on special teams ... finished the year third on the Houston team with seven special teams tackles, all on kickoff coverage ... collected his first pass break up in the team's win over Temple in the American Athletic Conference Championship game ... had a tackle in shutout win over Vanderbilt ... had two tackles in win at Tulane ... tallied one tackle in wins vs. Texas State and at Louisville ... made his collegiate debut and registered a quarterback hurry in the game against Tennessee Tech.

2014: Redshirted.

High School: Three-star recruit by 247Sports ... named 2013 first team All-District 15-4A ... had 56 tackles, five pass breakups, three fumble recoveries and one forced fumble as a senior ... also had two receptions for 47 yards and four kick returns for 138 yards in 2013 ... totaled 46 tackles, six pass breakups, two interceptions, one forced fumble and one fumble recovery as a junior ... named all-district 15-4A second team in 2012.



THE COUGARS



72 MASON DENLEY
Columbus, Texas (Columbus HS)

OL	6-4	305	Jr.
----	-----	-----	-----

2016: Saw action in nine games, making six starts at left guard including the final five games of the season ... graded out at 76 percent and had 17 knockdown blocks on his 425 snaps ... had one tackle at Memphis ... helped the Cougars to 29 rushing touchdowns and 1,912 yards on 561 carries ... played a role in helping Houston score six rushing touchdowns and tally 381 yards on the ground with 71 carries in a win over Lamar.

2015: Appeared in eight games while making six starts on the offensive line ... finished fourth on the offensive line in knockdown blocks with 28 averaging 3.5 per game ... helped the Cougar running backs compile 366 yards and five touchdowns in the team's win at Tulane ... helped the rushing attack that scored 28 touchdowns in his eight games.

2014: Redshirted.

High School: Three-star recruit by ESPN, Scout and 247Sports ... named to the Waco Tribune's Texas Top 100 ... No. 91 defensive end nationally by ESPN ... unanimous District 25-3A first team member in 2013 ... earned second team all-district 25-3A honors in 2012 ... also a member of Columbus' basketball and track and field programs ... first team all-district basketball ... regional qualifier in track and field ... finished third in the shot put at the 2013 District 25-3A Finals.



61 RYAN DESHOTEL
Pearland, Texas (Pearland HS)

OL	6-4	272	Soph.
----	-----	-----	-------

2016: Appeared in five games ... provided depth on the offensive line with 58 snaps ... graded out at 65 percent with five knockdown blocks.

2015: Redshirted ... moved from tight end to offensive line following the season.

High School: Named to the Houston Chronicle Houston Top 100 ... named to the 2014 district 22-6A all-district first team ... caught 11 passes for 225 yards and three touchdowns during the regular season of his senior year ... named to the 2013 district 22-6A all-district second team ... had 101 receiving yards and three touchdowns as a junior ... had 209 total offensive yards his junior year.

2017 SEASON

COACHING STAFF

THE COUGARS

SEASON REVIEW

HISTORY & RECORDS



THE COUGARS

2017 SEASON

COACHING STAFF

THE COUGARS

SEASON REVIEW

HISTORY & RECORDS



54 CAMERON DOUBENMIER

League City, Texas (Clear Springs HS)

ILB	5-11	220	Sr.
-----	------	-----	-----

Year	G-GS	UT	AT	Total	Loss	Sacks	INT	FF	FR	PBU
2013										Redshirted
2014	2-0	0	2	2	-	-	-	-	-	-
2015	12-0	3	4	7	-	-	-	-	-	-
2016	12-0	1	2	3	-	-	-	-	-	-
Career	26-0	4	8	12	-	-	-	-	-	-

• 2014 American Athletic Conference All-Academic Football Team

2016: Saw action in 12 games ... recorded three tackles, one in games against UConn, Navy and Tulane.

2015: Appeared in 12 games ... recorded seven tackles.

2014: Appeared in two games, vs. Grambling and at SMU ... recorded two tackles in win over Grambling.

2013: Redshirted ... named Special Teams Scout Team MVP.



88 STEVENDUNBAR

Metairie, La. (Rummel HS)

WR	6-3	210	Sr.
----	-----	-----	-----

Year	G-GS	Rec	Yards	Avg	TD	Long
2014	13-2	20	286	14.3	-	40 vs. Tulsa
2015	13-12	31	382	12.3	3	65 vs. Texas State
2016	13-13	53	692	13.1	5	48 vs. UConn
Career	39-27	104	1,360	13.1	8	65 vs. Texas State

2016: Started all 13 games at wide receiver ... finished third on the team with 53 receptions for 692 yards receiving ... totaled five receiving touchdowns for second-most on the team ... had five receptions for 48 yards at Memphis ... had three catches for 36 yards in a home win vs. No. 3 Louisville ... tallied two catches for 33 yards with a touchdown in a home win over Tulane ... had five catches for 52 yards in a home win over UCF ... tallied three catches for 20 yards and a touchdown at SMU ... had three receptions for 42 yards in a win over Tulsa ... tallied nine catches for 112 yards and a score at Navy ... had five catches for 97 yards and a touchdown in a home win vs. UConn ... tallied five receptions for 79 yards and a touchdown in a road win at Texas State ... led the Cougars with seven catches and 125 receiving yards in a win over No. 3 Oklahoma.

2015: Started 12 games while appearing in 13 ... finished the year third on the team with 31 receptions and 382 yards ... was fourth in the program with three touchdown receptions ... had four receptions for 32 yards in Chick-fil-A Peach Bowl win over Florida State ... tallied two catches for 17 yards and a touchdown in win over Navy ... tallied three receptions for 31 yards in win over Vanderbilt ... had five catches for 58 yards vs. Tulsa ... made three catches for 80 yards, including a career-long 65-yard reception, and a score in win over Texas State ... had four receptions for 54 yards and his first career touchdown in win at Louisville.

2014: One of four true freshmen to appear in all 13 games in the 2014 season ... started for the Cougars in the Armed Forces Bowl and caught one pass for 13 yards ... tallied 19 receptions for 273 yards, an average of 14.4 yards per catch ... produced a career-high 150 yards receiving on seven catches in win over the Golden Hurricane ... tallied six receptions for 64 yards vs. Tulane ... was one of just four true freshmen to make a debut in Houston's season opener vs. UTSA ... tallied two receptions for 31 yards with the longest hauling in at 22 yards.

High School: Three-star recruit by ESPN ... No. 37 player in the state of Louisiana by ESPN ... helped lead his team to back-to-back state titles and a combined record of 24-3 in 2012 and 2013 ... had 51 receptions for 695 yards and five touchdowns as a senior ... totaled 144 yards off six receptions in Rummel's state title game ... pulled in 31 receptions for 659 yards and five touchdowns in 2012 ... had six receptions for 119 yards and a touchdown in the 2012 Louisiana State Championship ... collected six receptions for 134 yards and two touchdowns his sophomore year ... also a member of Rummel's basketball program, helping lead his team to the state quarterfinals.



THE COUGARS



8 EMEKEEBULE
Galena Park, Texas (North Shore HS)

LB	6-3	230	Jr.
----	-----	-----	-----

Year	G-GS	UT	AT	Total	Loss	Sacks	INT	FF	FR	PBU
2015	14-0	9	2	11	1-8	1-8	-	-	-	-
2016	13-5	14	8	22	-	-	-	-	1-24	1
Career	27-5	23	10	33	1-8	1-8	-	-	1-24	1

2016: Appeared in all 13 games for Houston, while making five starts with his first start in a road win at Cincinnati ... had four tackles and a quarterback hurry in a home win over UCF ... had three tackles and a pass breakup in a road loss at SMU ... tallied four tackles and a fumble recovery for a game-winning 24-yard touchdown in a win over Tulsa ... had three tackles and two quarterback hurries vs. UConn.

2015: Appeared in all 14 games primarily on special teams ... only true freshman to appear in all 14 games, was one of just three true freshmen to see action ... sixth on the team with six special teams tackles, all coming on kickoff coverage ... notched first career sack in win over Texas State ... recorded his first career tackle in his collegiate debut against Tennessee Tech.

High School: Named to the 2013 district 21-5A all-district first team as a tight end ... two-star recruit by Rivals, Scout and 247Sports ... also a member of the North Shore High School basketball program.



76 KAMERONELOPH
Bossier City, La. (Parkway HS)

OL	6-3	294	Jr.
----	-----	-----	-----

2016: Appeared in six games, making four starts at left guard for the Cougars ... graded out at 68 percent with nine knockdown blocks in 363 snaps ... made starts against Texas State, UConn, Navy and Tulsa ... helped Houston to 29 rushing touchdowns and 1,912 yards on 561 carries ... played an integral role in Houston's four rushing touchdowns and 268 yards on the ground in the win over Tulsa.

2015: Started four games while appearing in 10 as a true freshman ... one of just three true freshmen to see action on the year ... started the season on the defensive line before moving over to the offensive side of the ball ... graded out at 67 percent for the season on the offensive line ... had 17 knockdown blocks ... ranked sixth with his 409 total snaps ... made his first career start on the offensive line at right guard in shutout win over Vanderbilt and started the next three games ... also started on the offensive line against Temple ... had two tackles and a QBH in win over Texas State ... made his collegiate debut against Tennessee Tech and recorded a quarterback hurry from his defensive line position.

High School: A three-year letter winner at Parkway under head coach David Feaster ... three-star recruit by Rivals, Scout, 247Sports and ESPN ... rated No. 41 offensive guard nationally by Rivals ... No. 38 player in the state of Louisiana by Rivals ... named to district 1-5A first team ... selected to play in the Louisiana High School Coaches Association All-Star Game ... helped Parkway to a 21-3 record over the past two seasons including a trip to the 2013 Class 5A Championship game ... also competed in the shot put for the Parkway High School Track and Field program.

2017 SEASON

COACHING STAFF

THE COUGARS

SEASON REVIEW

HISTORY & RECORDS



THE COUGARS

2017 SEASON

COACHING STAFF

THE COUGARS

SEASON REVIEW

HISTORY & RECORDS



50 AYMIEL FLEMING

La Marque, Texas (La Marque HS)

DE	6-2	284	Soph.
----	-----	-----	-------

Year	G-GS	UT	AT	Total	Loss	Sacks	INT	FF	FR	PBU
2016	8-0	5	1	6	1-3	1-3	-	-	-	-
Career	8-0	5	1	6	1-3	1-3	-	-	-	-

2016: Appeared in eight games ... tallied one tackle in a home win vs. No. 3 Louisville ... had two tackles and a sack at Texas State... saw action and had one tackle in a road win at Cincinnati ... made his college debut in a win over Lamar and had two tackles.

High School: Three-star recruit by ESPN ... No. 79 defensive tackle by ESPN ... had 133 tackles and seven sacks during his career ... named to the District 10-4A All-District first teams in 2014 and 2015, unanimously in 2015 ... received honorable mention All-Galveston County honors in both 2014 and 2015 ... coached by Mike Jackson at La Marque HS.



53 ALEX FONTANA

Toronto, Canada (New Mexico Military Inst.)

OL	6-3	310	Sr.
----	-----	-----	-----

2016: Appeared in 11 games, making five starts on the offensive line ... third on the team with 32 knockdown blocks while grading out at 75 percent on 537 snaps ... started in wins over Lamar, Cincinnati, Tulsa and UCF ... helped Houston to 29 rushing touchdowns and 1,912 yards on 561 carries ... played an integral role in Houston's four rushing touchdowns and 268 yards on the ground in the win over Tulsa and its six rushing touchdowns and 381 yards rushing vs. Lamar.

At New Mexico Military Institute: Starting at center at NMMI, Fontana earned Honorable Mention All-Western States Football League honors at offensive line.

High School: Played his high school ball at Kent Prep High School where he was named to the 2013 All-New England First Team and the 2013 All-Canadian High Schools Second Team by Top Prospects Canada ... participated in the Blue-Grey All-American Football game ... also participated in wrestling, rugby and track & field in high school.



THE COUGARS



36 NOMLUISFRUGE

Houston, Texas (E.L. Furr HS)

OLB 6-0 225 Sr.

Year	G-GS	UT	AT	Total	Loss	Sacks	INT	FF	FR	PBU
2013										
2014	9-0	1	-	1	-	-	-	-	-	-
2015	2-0	1	-	1	-	-	-	-	-	-
2016	7-0	3	3	6	1.0-4	1.0-4	-	-	-	-
Career	18-0	5	3	8	1.0-4	1.0-4	-	-	-	-

2016: Saw action in seven games ... had four tackles including a sack in a home win vs. UConn ... tallied one tackle in a road win at Texas State.

2015: Saw action in two of the team's regular-season games while collecting a tackle in the Vanderbilt game.

2014: Saw action in nine of the 13 games in the 2014 season for the Cougars including Houston Armed Forces Bowl victory over Pittsburgh ... had one tackle in a win over UNLV.

2013: Redshirted.

High School: Three-star recruit by 247Sports ... two-star recruit by ESPN, Rivals and Scout ... No. 8 athlete in the state of Texas by Dave Campbell ... played running back, wide receiver, defensive end, linebacker, safety and kick returner throughout his high school career ... picked off two passes as a senior while hauling in 17 receptions for 378 yards and three touchdowns along with 213 rushing yards and two TDs on offense ... had 265 rushing yards and three TDs as a junior to go along with 17 receptions for 290 yards and three touchdowns.



29 DARIUSGILBERT

Springhill, La. (North Webster HS)

SAF 6-2 195 Soph.

Year	G-GS	UT	AT	Total	Loss	Sacks	INT	FF	FR	PBU
2015										
2016	5-0	-	-	-	-	-	-	-	-	-
Career	5-0	-	-	-	-	-	-	-	-	-

2016: Appeared in five regular-season games for the Cougars during the 2016 season.

2015: Redshirted.

High School: Three-year starter for North Webster High School ... named to the 2013 and 2014 district 1-3A all-district first team ... named to The Times 2013 and 2014 all-area second team ... had 66 tackles, three interceptions and two fumble recoveries in 2014 ... two-star recruit by Rivals and Scout ... member of North Webster High School Student Council.

2017 SEASON

COACHING STAFF

THE COUGARS

SEASON REVIEW

HISTORY & RECORDS



THE COUGARS

2017 SEASON

COACHING STAFF

THE COUGARS

SEASON REVIEW

HISTORY & RECORDS



43 LEROY GODFREY

Missouri City, Texas (Elkins HS)

OLB 6-3 240 Soph.

Year	G-GS	UT	AT	Total	Loss	Sacks	INT	FF	FR	PBU
2015					Redshirted					
2016	5-0	1	2	3	0.5-0	-	-	-	-	-
Career	5-0	1	2	3	0.5-0	-	-	-	-	-

2016: Appeared in five games for Houston ... tallied one tackle in a road win at Texas State ... had two tackles and a 0.5 tackle for loss in a win over Lamar.

2015: Redshirted.

High School: Three-star recruit by Scout and 247Sports ... No. 24 linebacker in the state of Texas by Scout ... No. 26 linebacker in the Midlands by Scout ... named to the Houston Chronicle's Houston Top 100 ... named 2014 district 23-5A all-district first team ... had 59 tackles, including 42 solo stops, 20 quarterback hurries and eight sacks as a senior ... two-star recruit by Rivals and ESPN ... played both linebacker and defensive end for Elkins High School ... three-year starter ... named to the 2014 Houston Nike Combine All-Combine team.



21 RALPH HARVEY JR.

Los Angeles, Calif. (El Camino College)

OLB 6-2 245 Sr.

Year	G-GS	UT	AT	Total	Loss	Sacks	INT	FF	FR	PBU
2015	6-0	-	1	1	-	-	-	-	-	-
2016					Redshirted					
Career	6-0	-	1	1	-	-	-	-	-	-

2016: Redshirted.

2015: Appeared in six games during the 2015 season collecting a tackle on kickoff coverage against Tulsa.

At El Camino College: Led El Camino with 71 tackles in nine games in 2014 ... also had 4.5 tackles for loss including one sack while picking off two passes and recovering two fumbles. ... in 2013, had 57 tackles including 5.5 for loss ... returned one interception for 23 yards while breaking up two passes and blocking one kick ... named a 2013-14 El Camino Scholar-Baller for his exploits in the classroom.

High School: Played defensive end and tight end in high school at Washington Prep where he was also a member of the school's basketball program ... named to the 2010-11 All-L.A. City Basketball Second Team.



THE COUGARS



12 D'JUANHINES

Spring, Texas (Dekaney HS)

ILB	6-1	225	Sr.
-----	-----	-----	-----

Year	G-GS	UT	AT	Total	Loss	Sacks	INT	FF	FR	PBU
2013										
2014	10-0	2	2	4	-	-	-	-	-	-
2015	13-0	6	7	13	-	-	-	-	-	1
2016	13-7	30	14	44	1.5-1	-	-	-	-	1
Career	36-7	38	23	61	1.5-1	-	-	-	-	2

- 2015-16 American Athletic Conference All-Academic Team
- 2013 American Athletic Conference All-Academic Football Team

2016: Appeared in all 13 games with seven starts ... led Cougars with nine tackles, a tackle for loss and a pass breakup in a home win vs. UCF ... led Houston with 12 tackles at Navy ... had four tackles vs. UConn ... had five tackles in a road win at Texas State ... tallied four tackles and a half tackle for loss in a road win at Cincinnati.

2015: Appeared in 13 games on special teams and as a backup middle linebacker ... had a career-high seven tackles at UConn filling in for Elandon Roberts ... had two tackles in win at UCF.

2014: Saw action in 10 of the Cougars' 13 games ... tallied four tackles, including two in a win at USF.

2013: Redshirted.

High School: Three-star athlete by Rivals and ESPN.com ... No. 23 quarterback nationally by ESPN ... compiled 1,269 passing yards and 12 touchdowns while scoring six rushing touchdowns on 388 rushing yards as a senior ... threw for 1,125 yards and 21 touchdowns to five interceptions as a junior while rushing for 363 yards and nine touchdowns.



17 CHAUNTEZ JACKSON

Inglewood, Calif. (Inglewood HS)

DE	6-5	280	Sr.
----	-----	-----	-----

Year	G-GS	UT	AT	Total	Loss	Sacks	INT	FF	FR	PBU
2013	10-0	-	-	-	-	-	-	-	-	-
2014	12-0	1	2	3	-	-	-	-	-	-
2015	4-0	3	1	4	-	-	-	-	-	-
2016										
Career	26-0	4	3	7	-	-	-	-	-	-

2016: Redshirted

2015: Appeared in four games for the Cougars providing depth on the defensive line ... made two tackles in win at UCF.

2014: Appeared in 12 games during the 2014 season on special teams ... his special teams unit help lead the Cougars in their comeback victory in the Armed Forces Bowl ... made three tackles, including two in a win over Grambling.

2013: Played in 10 games as a backup defensive end ... also saw time at tight end earlier in the season.

High School: Three-star recruit by ESPN, Rivals, Scout and 247Sports ... No. 37 defensive end nationally by Scout ... No. 45 defensive end nationally by Rivals ... No. 47 defensive end nationally by 247Sports ... No. 72 player in the state of California by Rivals ... No. 70 defensive end nationally by ESPN ... selected to play in the 2013 West Coast Bowl.

Personal: Son of Mariah Robinson and the late Chauntez Jackson ... step-father is Greg Harris.

2017 SEASON

COACHING STAFF

THE COUGARS

SEASON REVIEW

HISTORY & RECORDS



THE COUGARS

2017 SEASON

COACHING STAFF

THE COUGARS

SEASON REVIEW

HISTORY & RECORDS



27 D.J. JENKINS

Huntsville, Texas (Huntsville HS)

DE

6-2

260

Soph.

2016: Did not see action during the 2016 season due to injury.

2015: Redshirted.

High School: Three-star recruit by ESPN and Scout ... No. 5 middle linebacker in the state of Texas by Scout ... No. 5 middle linebacker in the Midlands by Scout ... No. 35 middle linebacker nationally by Scout ... named 2014 district 18-5A all-district first team ... two-star recruit by Rivals and 247Sports ... named 2013 all-district 18-4A all-district second team as a wide receiver ... had 19 receptions for 362 yards and four touchdowns as a junior ... also a member of the Huntsville High School basketball program ... named to the 2014 district 18-4A all-district first team basketball team ... won the shot put at both the 2014 Texas 4A Area 17-18 championship and the 2014 Texas 4A District 18 championship ... finished fourth in the shot put at the 2013 Texas 4A Area 17-18 championship ... set the Huntsville program record in the shot put with a throw of 51-9.50.



14 ISAIHAH JOHNSON

Bryan, Texas (Rudder HS)

DB

6-4

205

Jr.

Year	G-GS	Rec	Yards	Avg	TD	Long
2014						Redshirted
2015	11-0	6	43	7.2	-	12 vs. Vanderbilt
2016	11-1	15	165	11.0	-	44 vs. Oklahoma
Career	22-1	21	208	9.9	-	44 vs. Oklahoma

2016: Made 11 appearances at receiver for Houston ... had a career-high four receptions for 31 yards vs. San Diego State in the Las Vegas Bowl ... made first career start at Memphis and had three catches for six yards vs. the Tigers ... tallied two catches for 18 yards in a home win vs. UConn ... tallied one reception for 32 yards in a road win at Cincinnati ... made two catches for 60 yards, including a Cougar-long 44-yarder in a win over No. 3 Oklahoma.

2015: Appeared in 11 games while providing depth at wide receiver for Houston ... tallied a career-high 19 yards on a career-best three receptions in win at Louisville ... recorded his first career reception, a 10-yard pass from Greg Ward Jr., during his collegiate debut against Tennessee Tech.

2014: Redshirted.

High School: Three-star recruit by ESPN and 247Sports ... No. 82 player in the state of Texas by ESPN ... No. 84 receiver nationally by ESPN ... received 2013 AP All-State honorable mention honors ... named his team's MVP and Offensive MVP as a senior ... named to District 18-4A first team as a wide receiver both his junior and senior seasons ... had 39 receptions for 730 yards and 10 touchdowns as a senior ... had 66 tackles, one interception and one forced fumble in 2013 ... placed on the 2012 District 18-4A second team as a safety after finishing the year with 76 tackles, four interceptions, one fumble recovery and one defensive touchdown ... pulled in 29 receptions for 301 yards and two touchdowns as a junior ... also named Rudder's 2013 Track Athlete of the Year after finishing third in the 110-meter hurdles at the Texas State Championship with a time of 13.99 ... 2013 Texas District 18-4A champion in the 200-meter dash (21.76) and the 110-meter hurdles (14.69) ... won the 60-meter hurdles at the 2014 Texas A&M Indoor Classic with a time of 8.12.



THE COUGARS



52 BRAYLON JONES

Tyler, Texas (John Tyler HS)

OL	6-3	278	Soph.
----	-----	-----	-------

2016: Appeared in 11 games as a true freshman, making starts in five game ... third on the team with 611 snaps on the line ... had 20 knockdown blocks while grading out at 78 percent ... helped Houston to 29 rushing touchdowns and 1,912 yards on 561 carries ... played a key role on the offensive line in a come-from-behind win over UCF that saw the running backs rush or 158 yards on 49 carries for three scores.

High School: Three-star recruit by Rivals, Scout and 247Sports ... No. 54 defensive tackle by Scout ... No. 10 defensive tackle in the state of Texas by Scout ... had 70 tackles and two forced fumbles as a senior to earn first team district 16-5A honors on both offense and defense ... totaled 95 tackles and seven sacks as a junior en route to earning second team district 16-5A honors ... had 61 tackles, 2.5 sacks and a fumble recovery as a sophomore and was named district 16-4A Defensive Newcomer of the Year ... owns 195 career tackles ... coached by Ricklan Holmes at John Tyler HS ... named valedictorian of senior class.



74 JOSH JONES

Richmond, Texas (George Bush HS)

OL	6-5	280	Soph.
----	-----	-----	-------

2016: Was the only offensive linemen to start and play in all 13 games ... led the team with 931 snaps on the offensive line ... also led the unit with 38 knockdown blocks while grading out at 81 percent ... played an integral role in Houston's 29 rushing touchdowns and 1,912 yards on 561 carries ... helped Houston to a rushing touchdown in 11 of 13 games ... was a part of an offensive line that allowed the Cougars to score five rushing touchdowns and account for 243 yards rushing at Texas State ... helped the Cougars to a season-high six rushing touchdowns and 381 yards rushing in a win over Lamar.

2015: Redshirted.

High School: Three-star recruit by ESPN, Rivals, Scout and 247Sports ... No. 63 offensive tackle nationally by Rivals ... No. 81 player in the state of Texas by Rivals ... No. 66 offensive tackle nationally by Scout ... No. 11 offensive tackle in the state of Texas by Scout ... named to the Waco Tribune-Herald Top 100 ... named to the Houston Chronicle Houston Top 100 ... earned 2013 first-team all-district honors ... named to the 2013 All-Vype team ... named 2012 second-team all-district selection as a sophomore ... also a member of the Bush High School basketball program, helping the team to the region finals.

2017 SEASON

COACHING STAFF

THE COUGARS

SEASON REVIEW

HISTORY & RECORDS



THE COUGARS

2017 SEASON

COACHING STAFF

THE COUGARS

SEASON REVIEW

HISTORY & RECORDS



32 KEVRIN JUSTICE

Kilgore, Texas (Kilgore HS)

RB	5-11	190	Soph.
----	------	-----	-------

Year	G-GS	Rushing	Avg.	TD	Lg	Rec.	Yards	TD	Lg
2015									
2016	11-2	34-149	4.4	2	31	-	-	-	-
Career	11-2	34-149	4.4	2	31	-	-	-	-

2016: Started the first two games for Houston at running back and appeared in 11 games ... had seven rushes for 38 yards at Texas State ... notched a career-day, tallying 111 yards on 27 rushing attempts with two touchdowns in a win over Lamar ... made first career start in a win over No. 3 Oklahoma.

2015: Redshirted.

High School: Set a Kilgore High School record with of 51 career total touchdowns ... third-most career rushing yards in schools history with 3,410 career yards ... had 1,966 rushing yards and 36 touchdowns as a junior to earn district 16-3A Most Valuable Player honors and second team All-State honors ... 2014 district 9-4A all-district ... 2013 district 16-3A Most Valuable Player ... 2013 Longview-News Journal All-East Texas First Team ... 2013 Smoaky.com All-East Texas Second Team ... Class 3A AP Sports Editors All-State Team Honorable Mention ... Class 3A AP Sports Writers All-State Team Second Team ... three-star recruit by Scout, 247Sports and ESPN ... No. 25 running back in the state of Texas by Scout ... No. 26 running back in the Midlands by Texas ... No. 123 player in the state of Texas by Scout ... two-star recruit by Rivals.



4 D'ERIK KING

Manvel, Texas (Manvel)

QB	5-10	170	Soph.
----	------	-----	-------

Year	G-GS	Comp-Att	Pct	Yards	Avg/game	TD	INT	R Yards
2016	10-4	2-3	66.7	20	2.0	1	-	15 56 -
Career	10-4	2-3	66.7	20	2.0	1	-	15 56 -

Year	G-GS	Rec	Yards	Avg	TD	Long
2016	10-4	29	228	7.9	1	48 at Texas State
Career	10-4	29	228	7.9	1	48 at Texas State

- Paul Hornung Award Honor Roll (Sept. 26, 2016)
- American Athletic Conference Honor Roll (Sept. 26, 2016)

2016: Appeared in 10 games, starting four for Houston ... split time at wide receiver and quarterback before moving back to QB full time against Louisville ... missed the Las Vegas Bowl after suffering an injury during a weight lifting workout ... had four catches for 55 yards in a home win vs. UCF ... had three catches for 21 yards at Navy ... had seven catches for 32 yards and one rush for four yards in a home win vs. UConn ... became the first Houston player to throw a touchdown, catch a touchdown pass and return a kickoff for a touchdown in the same game at Texas State ... finished the day at Texas State with four receptions for 61 yards and a score, had one rush for 27 yards and returned two kickoffs for a total of 130 yards ... tallied one catch for three yards and had five rushing attempts for 20 yards in first career start at Cincinnati ... had five rushes for 16 yards, four catches for 25 yards and made an appearance at quarterback in a win over Lamar ... notched three receptions for 28 yards in a season-opening win over No. 3 Oklahoma with a long reception of 15 yards in his collegiate debut.

High School: Four-star recruit by ESPN ... member of ESPN 300 ... No. 14 athlete in the nation by ESPN ... No. 31 player in the state of Texas by ESPN ... No. 202 overall player nationally by ESPN ... named district 22-6A MVP as a senior ... named first team All-Greater Houston ... Elite 11 semifinalist ... ranked the No. 11 player in the Houston area by VYPE Houston ... closed out his high school career with over 10,000 career passing yards and 3,000 career rushing yards ... threw for 2,898 yards and 43 touchdowns against just five interceptions as a senior while rushing for 640 yards and eight touchdowns ... named to the Houston Chronicle's 2016 Top 100 list ... as a junior threw for 3,193 yards and 47 touchdowns with just three interceptions while rushing for 780 yards and 12 touchdowns ... ran for 1,289 yards and 17 touchdowns as a sophomore while throwing for 2,628 yards and 36 touchdowns ... had 1,745 passing yards as a freshman to go along with 14 touchdowns through the air and 11 on the ground with 731 rushing yards ... chose Houston over Baylor, Clemson, Michigan State, TCU and UCLA among others ... coached by Kirk Martin at Manvel HS.



THE COUGARS



20 KALIQQOKUMA
League City, Texas (Clear Creek HS)

RB | **5-11** | **210** | **Jr.**

Year	G-GS	Rushing	Avg.	TD	Lg	Rec.	Yards	TD	Lg
2014									
2015	3-0	18-92	5.1	-	19	-	-	-	-
2016	4-0	4-15	3.8	-	7	-	-	-	-
Career	7-0	22-107	4.9	-	19	-	-	-	-

2016: Saw action in four games ... had four rushing attempts for 15 yards in a win over Lamar.

2015: Appeared in three games while providing depth at running back in 2015 ... recorded 43 yards rushing on 10 attempts in win at UCF ... had five rushing attempts for 43 yards in win at Tulane ... made first career appearance in win over SMU and tallied six yards on three carries.

2014: Redshirted.

High School: Three-star recruit by ESPN and 247Sports ... No. 88 player in the state of Texas by ESPN ... No. 61 running back nationally by ESPN ... named to the Houston Chronicle's Top 100 ... named to VYPE Magazine's 2014 Houston Hot 100 ... named the District 24-5A Offensive Player of the Year in 2012 and 2013 ... also first team all-district running back and All-Galveston Country both years ... named team captain as a senior ... named his team's MVP and offensive MVP both his junior and senior years ... eclipsed the 1,000-yard rushing mark both his junior and senior seasons ... had 1,051 rushing yards and 17 touchdowns on 157 carries (6.7 average) as a senior to go along with 24 receptions for 255 yards and two touchdowns ... ran 171 times as a junior for 1,016 yards and 18 touchdowns ... also pulled in 37 receptions for 459 yards and five touchdowns in 2012 ... had 170 yards and one touchdown on 34 attempts as a sophomore along with 14 receptions for 131 yards and a touchdown.



9 COURTNEY LARK
Bellaire, Texas (Bellaire HS)

WR | **6-1** | **163** | **Soph.**

Year	G-GS	Rec	Yards	Avg	TD	Long
2016	4-0	3	26	8.7	-	12 vs. UConn
Career	4-0	3	26	8.7	-	12 vs. UConn

2016: Saw action in four games ... made his collegiate debut in a win over Lamar and had one catch for eight yards ... had two receptions for 18 yards vs. UConn.

High School: Four-star recruit by ESPN, Rivals, Scout and 247Sports ... No. 27 player in the state of Texas by Rivals ... No. 32 receiver by Scout ... No. 36 receiver by ESPN ... No. 169 player nationally by Scout ... No. 203 overall player nationally by Rivals ... pulled in 68 receptions for 1,222 yards and 18 touchdowns as a senior ... named to USA Today's All-USA Texas Football second team ... named district 20-6A MVP as a senior ... received first-team all-district honors in each of his senior, junior and sophomore seasons ... ranked the No. 19 player in the Houston area by VYPE Houston ... totaled 58 receptions for 1,138 yards and 16 touchdowns as a junior ... had 38 receptions for 583 yards and eight touchdowns as a sophomore ... chose Houston over Baylor, Nebraska, TCU, Texas Tech and UCLA among others ... coached by Herb Kunz at Bellaire HS.

2017 SEASON

COACHING STAFF

THE COUGARS

SEASON REVIEW

HISTORY & RECORDS



THE COUGARS

2017 SEASON

COACHING STAFF

THE COUGARS

SEASON REVIEW

HISTORY & RECORDS



85 JOHN LEDAY

Port Arthur, Texas (Memorial HS)

WR	6-0	200	Sr.
----	-----	-----	-----

Year	G-GS	Rec	Yards	Avg	TD	Long
2013	1-0	1	9	9.0	1	9 vs. Southern
2014			Did not play due to injury			
2015	8-0	4	41	10.3	-	20 vs. Navy
2016	2-0	-	-	-	-	-
Career	11-0	5	50	10.0	1	20 vs. Navy

2016: Saw action in two games.

2015: Appeared in eight of the final nine games of the season ... caught two passes for 13 yards in the American Conference Championship game win over Temple.

2014: Sat out the 2014 season due to injury.

2013: Saw action in the first game of the season before suffering a season-ending injury ... had a nine-yard reception for a touchdown vs. Southern ... received a medical redshirt.

High School: Two-star recruit by Rivals, Scout and 247Sports ... pulled in 49 receptions for 587 yards and four touchdowns his senior year ... named to the District 21-5A All-District first team ... as a junior hauled in 25 receptions for 426 yards and two touchdowns ... just the fourth player in Memorial High School history with 70 or more catches and 1,000 or more receiving yards as he finished his career with 73 receptions for 1,011 yards and six touchdowns.



87 ALEX LESLIE

New Braunfels, Texas (Iowa State)

TE	6-5	240	Sr.
----	-----	-----	-----

Year	G-GS	Rec	Yards	Avg	TD	Long
2016	7-0	1	6	6.0	-	6 at Texas State
Career	7-0	1	6	6.0	-	6 at Texas State

2016: Saw action in seven games ... made his first appearance as a Cougar in a road win at Texas State and had one reception for six yards.

Prior to Houston: Will have two years of eligibility remaining after spending two seasons at Iowa State, redshirting in 2013 ... was ranked the No. 31 tight end in the nation coming out of New Braunfels High School by ESPN ... All-District 25-5A first team as a wide receiver during senior season ... played on Team USA in International Bowl ... All-District first team as a tight end as a junior ... caught 56 passes for 720 yards and 10 touchdowns as a senior ... caught 25 passes and four touchdowns as a junior ... earned All-County honors his junior season ... coached at New Braunfels by Chuck Caniford.



THE COUGARS



17 TERRY MARK

Lufkin, Texas (Lufkin HS)

WR **6-1** **190** **Soph.**

Year	G-GS	Rec	Yards	Avg	TD	Long
2016	9-0	3	8	2.7	-	4 vs. UConn
Career	9-0	3	8	2.7	-	4 vs. UConn

2016: Appeared in nine games ... saw action in the home win vs. UConn and had three receptions for eight yards.

High School: Three-star recruit by Rivals, ESPN, Scout and 247Sports ... had 45 receptions for 798 yards and 14 touchdowns as a senior ... named 2014 first team all-district ... named 2013 second team all-district after pulling in 34 receptions for 578 yards and six touchdowns ... younger brother of former Houston defensive tackle Tomme Mark ... also starting goalkeeper for Lufkin's state champion soccer team in 2015.



46 JORDAN MILBURN

Galveston, Texas (Ball HS)

LB **6-1** **225** **Soph.**

Year	G-GS	UT	AT	Total	Loss	Sacks	INT	FF	FR	PBU
2015										
2016	12-0	3	1	4	-	-	-	-	-	-
Career	12-0	3	1	4	-	-	-	-	-	-

2016: Saw action in 12 games ... made his first appearance as a Cougar in a road win at Texas State and tallied one tackle ... had one tackle at Memphis ... had one tackle at Navy ... tallied a tackle in a win over UConn.

2015: Redshirted.

High School: Started 35 straight varsity games ... had 118 tackles, 11 tackles for loss, seven sacks, eight pass breakups and two blocked kicks his senior year ... named to the Houston Chronicle Houston Top 100 ... named 2014 district 23-5A all-district second team ... named 2014 all-Galveston Country first team ... named to Vype Houston's top 100 ... two-star recruit by Rivals, Scout and 247Sports ... high school coach is former Houston star Kimble Anders ... also a member of Ball High School's track and field program.

2017 SEASON

COACHING STAFF

THE COUGARS

SEASON REVIEW

HISTORY & RECORDS



THE COUGARS

2017 SEASON

COACHING STAFF

THE COUGARS

SEASON REVIEW

HISTORY & RECORDS



77 KENNAN MURPHY

Crosby, Texas (Crosby HS)

OL	6-2	295	RS-FR
----	-----	-----	-------

High School: Three-star recruit by ESPN, Rivals, Scout and 247Sports ... No. 5 center by Scout ... three-time unanimous All-District first team selection ... received honorable mention AP All-State honors in both 2014 and 2015 ... named to the Houston Chronicle's 2016 Top 100 list ... ranked the No. 48 player in the Houston area by VYPE Houston ... started 39 games over his high school career and helped lead Crosby to 34-5 record over that span ... graded out at 92 percent with 100 over pancake blocks in his career ... chose Houston over Colorado, Memphis, Missouri and Texas Tech among others ... coached by Jeff Riordan at Crosby HS.



69 WILL NOBLE

Leander, Texas (Rouse HS)

OL	6-4	290	Jr.
----	-----	-----	-----

- 2016 Rimington Trophy Watch List
- 2016 Athlon Sports Preseason AAC Second Team
- 2015 FWAA Freshman All-American
- 2015 ESPN Freshman All-American
- 2015 USA Today Freshman All-American
- 2015 Scout.com Freshman All-American
- 2015 Phil Steele's AAC Third Team
- 2015 The American Athletic Conference's Honorable Mention Team

2016: Started and played in 12 games at center ... missed the UCF game with an injury ... led the Houston offensive line with a grade of 87 percent while totaling 30 knockdown blocks on 829 snaps ... played an integral role in Houston's 29 rushing touchdowns and 1,912 yards on the ground ... was a part of an offensive line that allowed the Cougars to score five rushing touchdowns and account for 243 yards rushing in a road win at Texas State ... helped the Cougars to a season-high six rushing touchdowns and 381 yards rushing in a win over Lamar.

2015: Named a Freshman All-American by *USA Today*, ESPN, Scout.com and the FWAA ... started the final eight games of the season at center, while appearing in nine over the course of his freshman campaign ... commanded the center of a line that saw 11 different starting combinations during the season ... helped lead a unit that ranked 10th nationally in scoring offense at 40.4 points per game, 13th nationally in rushing offense at 235.8 yards per game and 20th nationally in total offense at 484.1 yards per game ... graded out at 86 percent on the season to lead Houston ... averaged 3.1 knockdown blocks per contest with 28 on the year ... one of just three true freshmen to see action on the season ... anchored a line that rushed for 366 yards and five touchdowns in his first collegiate start at UCF ... was in the middle of the line that opened holes for the backs to the tune of 266 yards and a rushing touchdown against Cincinnati.

High School: A three-year letter winner at Rouse under head coach Josh Mann ... ranked No. 40 center nationally by 247Sports ... two-star recruit by 247Sports, Rivals and Scout ... started at center in 15 games as a sophomore and 14 games as a junior ... moved to left tackle his senior year where he started 11 games ... also Rouse's starting long snapper all three years ... 2014 unanimous district 13-6A all-district first team ... 2014 academic all-state second team ... 2013 district 25-4A all-district honorable mention ... 2013 TSWA All-State third team ... selected to FBU Top Gun in 2013 (offensive line) and 2012 (defensive line) ... recorded a weighted GPA of 5.0848 ... ranked 15th out of class of 477 en route to National Honor Society and Spanish National Honor Society honors ... also a member of the Rouse basketball and track field programs ... placed second at districts in the discus in 2014 before advancing to the area finals in the event.



THE COUGARS



10 ED OLIVER

Houston, Texas (Westfield HS)

DT	6-2	290	Soph.
----	-----	-----	-------



73 MARCUS OLIVER

Houston, Texas (Westfield HS)

OL	6-3	295	Sr.
----	-----	-----	-----

Year	G-GS	UT	AT	Total	Loss	Sacks	INT	FF	FR	PBU
2016	13-13	47	19	66	23-74	5.0-35	-	3	-	9
Career	13-13	47	19	66	23-74	5.0-35	-	3	-	9

- American Athletic Conference Rookie of the Year
- American Athletic Conference First Team
- American Athletic Conference Honor Roll (Oct. 17, 2016)
- American Athletic Conference Honor Roll (Sept. 5, 2016)
- 2016 Athlon Sports Preseason AAC Fourth Team

2016: Started all 13 games for Houston as a true freshman ... named First Team All-American by seven national outlets ... led The American and finished second nationally with 23 tackles for loss ... led all defensive linemen nationally with nine pass breakups ... was second nationally among all defensive linemen with 47 solo tackles and was 13th among all defensive linemen nationally with 66 total tackles ... his 66 tackles were second among freshmen in The American, regardless of position, and all freshmen defensive linemen nationally ... had five sacks, which led all freshmen in The American while his nine pass breakups ranked fourth in the league, regardless of position ... led Houston and finished second in The American with three forced fumbles, a number that ranked second nationally among freshmen ... tied a career high with 3.5 tackles for loss in the Las Vegas Bowl ... had six tackles, two sacks for a loss of 22 yards and three tackles for a loss of 24 yards to accompany a forced fumble in a home win vs. No. 3 Louisville ... tallied three tackles, 1.5 for loss of four yards and a pass breakup in a home win vs. Tulane ... had five tackles including 3.5 for a loss in a home win over UCF ... tallied his first career forced fumble, added three tackles, one for a loss, at SMU ... had a career-high 12 tackles, two tackles for loss and two pass breakups in a win over Tulsa ... tallied 11 tackles and 1.5 tackles for loss at Navy ... had five tackles, two pass breakups, a sack and a tackle for a loss in a home win vs. UConn ... had three tackles, 2.5 for a loss of six yards in a win over Lamar ... showed well in his collegiate debut, tallying seven tackles and two sacks for a loss of five yards in a win over No. 3 Oklahoma.

High School: Five-star recruit by ESPN, Rivals, Scout and 247Sports ... No. 1 defensive tackle in the state of Texas by Scout ... No. 1 defensive tackle in the midlands by Scout ... No. 2 defensive tackle nationally by ESPN ... No. 2 player in the state of Texas by ESPN and 247Sports ... No. 3 player in the state of Texas by Rivals ... No. 3 defensive tackle by Scout ... No. 4 overall player nationally by ESPN ... No. 4 defensive tackle by Rivals and 247Sports ... No. 6 overall player nationally by Scout ... named Defensive MVP in the 2016 Under Armour All-America Game ... named second team All-American by USA Today ... named the Scout All-Midlands Defensive Player of the Year ... named to USA Today's All-USA Texas Football first team ... named all-district 15-6A in 2015 ... named to the Houston Chronicle's 2016 Top 100 list ... ranked the No. 1 player in the Houston area by VYPE Houston ... recorded 83 tackles, 20 tackles for loss, nine sacks, two forced fumbles and an interception as a senior ... had 84 tackles and seven sacks as a junior to earn district 15-6A MVP honors ... had 62 tackles, including 14 for loss, and one fumble recovery as a sophomore to earn district 13-5A Defensive Newcomer of the Year award ... chose Houston over Alabama, Baylor, LSU, Mississippi, Notre Dame, Oklahoma, Texas and Texas A&M among others ... coached by Matt Meekins at Westfield HS.

Personal: Younger brother of senior Marcus Oliver.

2016: Appeared in 10 games, making eight starts at right guard including the last five games ... was second on the Houston offensive line with a grade of 83 percent while totaling 25 knockdown blocks on 607 snaps ... played an integral role in Houston's 29 rushing touchdowns and 1,912 yards on the ground ... was a part of an offensive line that allowed the Cougars to score five rushing touchdowns and account for 243 yards rushing in a road win at Texas State ... helped the Cougars to a season-high six rushing touchdowns and 381 yards rushing in a win over Lamar.

2015: Saw action in 11 games with seven starts including the first five games of the season all at tackle ... graded out at 64 percent on the season and recorded 15 knockdown blocks ... notched first career start against Tennessee Tech.

2014: Was one of four true freshmen to play in all 13 games in 2014 ... provided depth on the offensive line ... helped the Houston offense tally nine 100-yard games this year and gain 2,391 yards on the ground for 4.8 yards per rush and 28 rushing touchdowns in those 13 games ... appeared in Houston's victory over Pittsburgh in the Armed Forces Bowl.

High School: Three-star recruit by 247Sports ... named to the Houston Chronicle's Top 100 ... named to VYPE Magazine's 2014 Houston Hot 100 ... named to VYPE Magazine's 2013 All-VYPE Football Team ... named first team All-District 13-5A in 2013 ... named to the 2012 Texas AP All-State second team ... named to the 2012 Texas Sportswriters All-State third team ... had 264 knockdown blocks in two years ... graded out at 85 percent over two years ... No. 30 center nationally by 247Sports ... No. 90 offensive guard nationally by ESPN.

Personal: Older brother of sophomore Ed Oliver.

2017 SEASON

COACHING STAFF

THE COUGARS

SEASON REVIEW

HISTORY & RECORDS



THE COUGARS

2017 SEASON

COACHING STAFF

THE COUGARS

SEASON REVIEW

HISTORY & RECORDS



3 KYLE POSTMA

Katy, Texas (Trinity Valley CC)

QB	6-3	205	Sr.
----	-----	-----	-----

Year	G-GS	Comp-Att	Pct	Yards	Avg/game	TD	INT	R	Yards	TD
2013										
2014										
Trinity Valley CC										
2015	9-1	43-68	63.2	453	50.3	3	1	27	194	1
2016	10-1	29-46	63.0	210	21.0	-	2	16	136	4
Career	19-2	72-114	63.2	663	34.9	3	3	43	330	5

- Davey O'Brien 'Great 8' Performance List (Nov. 16, 2015)
- American Athletic Conference Weekly Honor Roll (Nov. 16, 2015)

2016: Made an appearance in 10 games and made one start in a home win over Lamar ... appeared at QB in the second half vs. Tulane ... threw 3-for-6 for 32 yards vs. the Green Wave before suffering a season-ending broken arm in the game vs. Tulane ... saw action late in a home win vs. UConn and was 8-of-10 for 37 yards passing ... had seven rushing attempts for a career-high 106 yards and two touchdowns vs. Lamar ... also threw for 125 yards in a 14-of-25 effort ... at Texas State, had three rushes for 19 yards and two touchdowns and threw for 16 yards on a 4-of-5 effort.

2015: Appeared in three games at wide receiver before moving back to quarterback prior to the Tulsa game ... led Houston to a comeback victory over Memphis in place of an injured Greg Ward Jr. ... threw for 236 yards and a touchdown on 21-of-33 night with no interceptions while rushing six times for 49 yards and a game-winning touchdown with 1:27 left in the game ... also saw action for Ward in Houston's Chick-fil-A Peach Bowl win over Florida State, rushing for 29 yards and a key first down on a fourth quarter third-and-seven with less than three minutes left in the game ... made first career start at QB at UConn ... finished day 16-of-27 passing with 190 yards and a touchdown, while rushing for a career-high 52 yards on 13 attempts ... recorded his first career passing TD on a six-yard pass to Linell Bonner in win at UCF ... started taking reps at wide receiver four days before season opener vs. Tennessee Tech and immediately made an impact on the offense catching four passes for 82 yards.

2014: Transferred to Trinity Valley Community College ... helped team to a 12-0 record and a Regional Championship ... tied a school record for touchdown passes in a game with six ... played in 10 games ... completed 67.3 percent of his passes ... totaled 3,328 yards and 38 touchdowns.

2013: Redshirted.



51 NA'TY RODGERS

Pomfret, Md. (Iowa Western CC)

OL	6-5	292	Sr.
----	-----	-----	-----

- 2016 Athlon Sports Preseason AAC Third Team

2016: Appeared in eight games, starting the first seven games of the season at right tackle ... was second on the team with 34 knockdown blocks and graded out at 72 percent on 428 snaps ... played an integral role in Houston's 29 rushing touchdowns and 1,912 yards on the ground ... was a part of an offensive line that allowed the Cougars to score five rushing touchdowns and account for 243 yards rushing in a road win at Texas State ... helped the Cougars to a season-high six rushing touchdowns and 381 yards rushing in a win over Lamar.

Prior to Houston: Four-star recruit by ESPN, Rivals, Scout and 247Sports ... ranked the No. 7 overall junior college player by ESPN ... No. 4 junior college offensive tackle by ESPN and 247Sports ... helped lead Iowa Western to back-to-back ICCAC Conference Championships ... spent the 2013 season at South Carolina where he redshirted before two seasons at Iowa Western CC where he was coached by Scott Strohmeier ... attended high school at McDonough High School in Pomfret, Md., where he played in the Chesapeake Bowl all-star game and in the Under Armour All-America Game following the season ... coached by Luke Ethington at McDonough HS ... chose Houston over Arizona State, Louisville, Missouri, Ole Miss, TCU and West Virginia among others.



THE COUGARS



6 PATRICK ROSETTE

Richmond, Texas (Foster HS)

CB	6-1	195	RS-FR
----	-----	-----	-------

High School: Three-star recruit by ESPN and 247Sports ... named all-district 24-5A in 2015 ... totaled 70 tackles, six pass breakups, four fumble recoveries and one interception his senior year ... had 63 tackles, four forced fumbles and two pass breakups as a junior ... named to the Houston Chronicle's 2016 Top 100 list ... ranked the No. 64 player in the Houston area by VYPE Houston ... coached by Shaun McDowell at Richmond Foster HS.



38 DANEROY

Bunyip, Australia (St. Paul's ASG)

P	6-7	230	Soph.
---	-----	-----	-------

Year	G-GS	No.-Yards	Avg.	In. 20	Long	50+	TB
2016	13-0	59-2,397	40.6	20	53 vs. Tulane	6	4
Career	13-0	59-2,397	40.6	20	53 vs. Tulane	6	4

• American Athletic Conference Special Teams Player of the Week (Nov. 14, 2016)

2016: Houston's starting punter in all 13 games ... tallied 59 punts for an average of 40.6 yards ... totaled six 50+ yard punts and placed 20 punts inside the 20-yard line ... had two punts for an average of 44 yards and ran for a first down of 11 yards on a fake punt at Memphis ... threw a 15-yard pass to Byron Simpson and had seven punts for 299 yards with a long of 47 yards in a home win vs. No. 3 Louisville ... tallied a career-long 53 yard punt and totaled 11 punts for 486 yards in a home win vs. Tulane ... had six punts for an average of 41.8 yards at SMU ... tallied seven punts for an average of 42.1 yards in a home win vs. UConn ... had six punts and four inside the 20 in a road win at Cincinnati ... tallied a 50-yarder in both wins over Lamar and No. 3 Oklahoma.

Personal: A 28-year old former ice cream salesman from Bunyip, Australia ... arrived in Houston after picking up the art of punting at ProKick Australia ... an Australian rules football player for Richmond Central, won the longest kick competition at the AFL grand final in Melbourne, Australia, after booting a torpedo 73 meters, which equates to 79 yards.

2017 SEASON

COACHING STAFF

THE COUGARS

SEASON REVIEW

HISTORY & RECORDS



THE COUGARS

2017 SEASON

COACHING STAFF

THE COUGARS

SEASON REVIEW

HISTORY & RECORDS



33 JA'VONSHELLEY

Klein, Texas (Klein Oak HS)

OLB	6-1	230	Jr.
-----	-----	-----	-----

2016: Did not see any action during the 2016 season.

2015: Did not appear in any games during the 2015 season due to injury.

2014: Redshirted.

High School: Three-star recruit by ESPN, Scout and 247Sports ... named to the Houston Chronicle's Top 100 ... named to VYPE Magazine's 2014 Houston Hot 100 ... named to the 2013 All-District 13-5A first team.



19 JAVIAN SMITH

Richmond, Texas (Bush HS)

CB	6-1	165	Soph.
----	-----	-----	-------

Year	G-GS	UT	AT	Total	Loss	Sacks	INT	FF	FR	PBU
2016	11-0	3	-	3	-	-	-	-	-	1
Career	11-0	3	-	3	-	-	-	-	-	1

2016: Saw action in 11 games ... made his Houston debut in a win over Lamar ... had one tackle vs. Lamar ... tallied one tackle and a pass breakup in a win over UConn ... had one tackle in a road win at Texas State.

High School: Two-star recruit by Rivals, Scout and 247Sports ... named first team all-district 23-5A in 2015 and 2014 ... named to the Houston Chronicle's 2016 Top 100 list ... ranked the No. 60 player in the Houston area by VYPE Houston ... had 38 tackles and five pass breakups as a senior ... also had 19 kick returns for 374 yards and a touchdown ... totaled 31 tackles and five pass breakups as a junior ... coached by Allen Aldridge at Bush HS.



THE COUGARS



16 KA'DARIAN SMITH

Spring, Texas (Spring HS)

CB	6-0	172	Soph.
----	-----	-----	-------

Year	G-GS	UT	AT	Total	Loss	Sacks	INT	FF	FR	PBU
2016	5-0	2	-	2	-	-	-	-	-	-
Career	5-0	2	-	2	-	-	-	-	-	-

2016: Saw action in five games ... made his first appearance as a Cougar in a road win at Texas State and tallied two tackles.

High School: Three-star recruit by 247Sports ... named first team all-district 15-6A in 2015 ... named to the Houston Chronicle's 2016 Top 100 list ... ranked the No. 70 player in the Houston area by VYPE Houston ... had 48 tackles, 14 pass breakups, two interceptions and one fumble recovery as a junior ... coached by Sam Parker at Spring HS.



7 MARQUEZ STEVENSON

Shreveport, La. (Northwood HS)

WR	6-0	175	Soph.
----	-----	-----	-------

Year	G-GS	Rec	Yards	Avg	TD	Long
2016	2-0	-	36	0.0	-	-
Career	2-0	-	36	0.0	-	-

2016: Saw action in two games ... made his Houston debut in a road loss at SMU after suffering a broken collarbone in preseason camp ... had 36 receiving yards off a hook-and-ladder in the game ... also saw brief action vs. UCF before injuries ended his season.

High School: Three-star recruit by ESPN, Rivals, Scout and 247Sports ... No. 35 player in the state of Louisiana by 247Sports ... No. 38 player in the state of Louisiana by ESPN ... named Shreveport All-City Offensive MVP by the Shreveport Times ... received first-team all-district honors as both a senior and junior ... named honorable mention all-state in 2014 and 2015 ... caught 50 passes for 900 yards and eight touchdowns while rushing for 445 yards and five touchdowns as a senior ... received second-team all-district honors as a sophomore ... chose Houston over Arizona State, Baylor, Miami, Mississippi State, Missouri, TCU and Utah among others ... coached by James Gatlin at Northwood HS.

2017 SEASON

COACHING STAFF

THE COUGARS

SEASON REVIEW

HISTORY & RECORDS



THE COUGARS

2017 SEASON

COACHING STAFF

THE COUGARS

SEASON REVIEW

HISTORY & RECORDS



91 NICK THURMAN

Dallas, Texas (Lake Highlands HS)

DE	6-4	290	Sr.
----	-----	-----	-----

Year	G-GS	UT	AT	Total	Loss	Sacks	INT	FF	FR	PBU
2013										
Redshirted										
2014	5-0	2	5	7	-	-	-	-	-	-
2015	14-1	16	11	27	5-9	0.5-0	-	-	2	1
2016	13-6	13	13	26	5.5-25	2-15	-	-	-	2
Career	32-7	31	29	60	10.5-34	2.5-15	-	-	2	3

2016: Saw action in all 12 games, making six starts ... finished third on the team with five quarterback hurries and had 5.5 tackles for a loss of 25 yards ... tallied four tackles and a quarterback hurry at Memphis ... had three tackles, 1.5 sacks and tackles for a loss of 10 yards as well as two quarterback hurries in a home win vs. No. 3 Louisville ... tallied six tackles, 1.5 for a loss of five yards and a pass breakup in a home win vs. Tulane ... had three tackles, 2.0 for a loss of seven yards, a forced fumble and a half sack in a home win vs. UCF ... tallied one tackle for a loss of four yards in a win over No. 3 Oklahoma.

2015: Appeared in all 14 games with one start against Navy ... had three tackles, including a half tackle for loss in Houston's Chick-fil-A Peach Bowl win over Florida State ... had two tackles and a tackle for loss in win over Navy ... had three tackles and a tackle for loss of three yards at UConn...Had two tackles and recovered a fumble in win over Memphis ... had a career-high five tackles, one for a loss of two yards, while recovering his first fumble in shutout win over Vanderbilt ... notched a career-high five tackles and a tackle for loss in win at Tulane ... totaled three tackles, a half sack and a pass breakup in win at Tulsa.

2014: Appeared in five games for the defensive line ... recorded seven tackles on the season ... logged three tackles in the shutout against Grambling ... collected three tackles in the TDECU Stadium opener against UTSA.

2013: Redshirted.

High School: Three-star recruit by ESPN, Rivals and 247Sports ... two-star recruit by Scout ... named First Team All-District as he led his district in sacks as a senior while helping Lake Highlands to an 8-3 record ... finished senior season with 45 tackles, 14 tackles for loss and seven sacks ... also played basketball for Lake Highlands ... also was a member of school's member of Mu Alpha Theta, DECA, FCA and was a peer helper during high school.



90 ZACH VAUGHAN

Round Rock, Texas (McNeil HS)

DE	6-4	270	Jr.
----	-----	-----	-----

Year	G-GS	UT	AT	Total	Loss	Sacks	INT	FF	FR	PBU
2014										
Redshirted										
2015	11-0	-	-	-	-	-	-	-	-	-
2016	11-1	4	2	6	1.5-3	-	-	-	-	-
Career	22-1	4	2	6	1.5-3	-	-	-	-	-

- 2015-16 American Athletic Conference All-Academic Team
- 2014 American Athletic Conference All-Academic Football Team

2016: Appeared in 11 games for Houston ... picked up first career start at Navy ... had four tackles and a half tackle for loss vs. the Midshipmen ... tallied one tackle for a loss of two yards in a road win at Texas State.

2015: Appeared in 11 games while providing depth at defensive end for the Cougars in 2015.

2014: Redshirted.

High School: Three-star recruit by ESPN, Rivals, Scout and 247Sports ... No. 42 defensive end by 247Sports ... No. 102 player in the state of Texas by ESPN ... a three-year starter at defensive end and earned all-district honors his sophomore and senior seasons ... led the team in tackles for loss both his senior (18) and sophomore (11) seasons ... had 86 tackles as a senior with 20 for loss and eight sacks ... led his district in tackles for loss while tying for district lead in sacks ... also recovered two fumbles and forced another in 2013 ... totaled 41 tackles including six for loss and three sacks with two forced fumbles as a junior ... also broke up five passes and blocked a kick in 2012 ... had 48 tackles including 11 for loss, four sacks, two forced fumbles, one fumble recovery and one pass break up as a sophomore ... finished his high school career with 154 tackles including 35 for loss ... received academic all-state honors.



THE COUGARS



5 COLLIN WILDER

Katy, Texas (Katy HS)

SAF 5-11 175 Soph.

Year	G-GS	UT	AT	Total	Loss	Sacks	INT	FF	FR	PBU
2016	13-0	4	5	9	-	-	-	-	-	-
Career	13-0	4	5	9	-	-	-	-	-	-

2016: Saw action in all 13 games ... saw majority of action on special teams and as the Cougars' punt returner ... totaled nine punt returns for an average of 4.4 yards per return ... tallied one tackle at Memphis ... had two punt returns for six yards in a home win vs. Tulane ... had two tackles in a road win at Texas State ... tallied three tackles in a win over Lamar and returned two punts for eight yards ... had one tackle in a his collegiate debut in a win over No. 3 Oklahoma.

High School: Three-star recruit by ESPN, Rivals, Scout and 247Sports ... No. 36 safety by Rivals ... No. 77 player in the state of Texas by Rivals ... named 2016 Maxpreps All-American ... four-year starter at safety for Katy High School, starting 64 straight games capped by a win in the 2015 Texas Class 6A Division II State Championship ... team ended the year ranked No. 1 nationally in both the final MaxPreps Xcellent 25 National rankings and the NationalHSFootball.com's HSF100 ... led a Katy defense that only allowed 62 points the entire season, pitching 10 shutouts in 16 games and giving up more than eight points just twice ... named to USA Today's All-USA Texas Football second team ... named district 19-6A MVP in 2015 ... honorable mention AP All-State as a senior ... had 118 tackles and three interceptions as a junior ... pulled in five interceptions and two fumble recoveries as a sophomore ... collected 56 tackles and one interception as a freshman ... chose Houston over Missouri, Northwestern, Tennessee, Texas Tech and Wisconsin among others.



62 JARRID WILLIAMS

Cedar Hill, Texas (Cedar Hill HS)

OL 6-6 290 Soph.

2016: Saw action in eight games ... provided needed depth on the offensive line with 61 snaps of action ... graded out at 62 percent with four knockdown blocks.

2015: Redshirted.

High School: Two-year letterman at Cedar Hill High School ... helped lead team to back-to-back Texas 6A state championships and a No. 9 nationally ranking in 2014 ... had 74 solo tackles and 109 total tackles while on the varsity team ... named second team all-district in 2014 ... caused three fumbles while on the varsity team ... helped Cedar Hill to a record of 28-4 while on varsity squad ... two-star recruit by Rivals, Scout and 247Sports.

2017 SEASON

COACHING STAFF

THE COUGARS

SEASON REVIEW

HISTORY & RECORDS



THE COUGARS

2017 SEASON

COACHING STAFF

THE COUGARS

SEASON REVIEW

HISTORY & RECORDS



13 JOEAL WILLIAMS

Missouri City, Texas (Hightower HS)

CB	5-10	185	Jr.
----	------	-----	-----


Year	G-GS	UT	AT	Total	Loss	Sacks	INT	FF	FR	PBU
2014										
Redshirted										
2015	7-0	2	-	2	-	-	-	-	-	-
2016	5-0	2	1	3	1.0-13	1.0-13	-	1	-	-
Career	12-0	4	1	5	1.0-13	1.0-13	-	1	-	-

2016: Saw action in five games ... tallied three tackles, a sack for a loss of 13 yards and a forced fumble at Texas State.

2015: Appeared in seven games ... blocked a punt and returned it for 12 yards in win over Cincinnati ... had two tackles in win over Texas State.

2014: Redshirted.

High School: Three-star recruit by ESPN and 247Sports ... No. 86 safety nationally by ESPN ... named to the Houston Chronicle's Top 100 ... named to VYPE Magazine's 2014 Houston Hot 100 ... named to the 2013 District 23-5A first team ... totaled 118 tackles, six forced fumbles and four sacks as a senior ... also a member of Hightower's track and field program ... ran a leg of a 4x100-meter relay that qualified for the 2011 AAU National Championships.



2 KHALIL WILLIAMS

Missouri City, Texas (Hightower HS)

SAF	6-0	200	Sr.
-----	-----	-----	-----

Year	G-GS	UT	AT	Total	Loss	Sacks	INT	FF	FR	PBU
2014	7-0	7	2	9	-	-	-	-	-	-
2015	14-4	11	7	18	1-3	-	1-49	-	-	4
2016	13-13	52	17	69	6.5-32	2-20	-	1	-	3
Career	34-17	70	26	96	7.5-35	2-20	1-49	1	-	7

2016: Started all 13 games for Houston ... finished third on the team with 69 tackles ... also had 6.5 tackles for a loss of 32 yards and one forced fumble on the season ... picked up eight stops along with a sack vs. San Diego State in the Las Vegas Bowl ... had four tackles, a sack for a loss of seven yards and a pass breakup at Memphis ... tallied four tackles in a home win vs. No. 3 Louisville ... had six tackles and one for a loss of two yards in a home win vs. Tulane ... tallied eight tackles and one quarterback hurry in a home win vs. UCF ... had four tackles and a pass breakup at SMU ... tallied eight tackles in a win over Tulsa ... had 10 tackles at Navy ... tallied five tackles in a home win vs. UConn ... had three tackles, two of which were for a loss, a forced fumble and a pass breakup in a road win at Texas State ... tallied six tackles in a win over No. 3 Oklahoma to open the season.

2015: Started four games while appearing in all 14 ... picked up a tackle in the team's win against Temple in the American Athletic Conference Championship game ... had two tackles and a tackle for loss of three yards in win over Navy ... had four tackles and a PBU in win over Cincinnati ... recorded an interception and returned it 49 yards in win at UCF ... tallied a pass breakup in win over SMU ... had one tackle in win at Tulsa ... had two pass breakups in win over Texas State ... had three tackles in win at Louisville ... assisted on three tackles while starting at defensive back for the Cougars in the season opener on Sept. 5.

2014: Was removed from redshirt midway through the year after injuries in the secondary ... made an appearance in seven games ... collected nine tackles for Houston ... had two tackles in the comeback win over Pittsburgh in the Armed Forces Bowl ... matched his career-high with three tackles at SMU ... three tackles in the game at Tulsa.

High School: Three-star recruit by ESPN and 247Sports ... named to the Houston Chronicle's Top 100 ... named to VYPE Magazine's 2014 Houston Hot 100 ... named to the 2013 District 23-5A first team ... had 68 tackles, four interceptions and two forced fumbles as a senior ... added 320 yards rushing and five touchdowns on the ground ... named his team's Special Teams MVP as a senior ... also a member of Hightower's basketball program.



THE COUGARS



23 TERRELL WILLIAMS

Lawton, Okla. (Katy HS)

SAF	6-3	210	Sr.
-----	-----	-----	-----

Year	G-GS	UT	AT	Total	Loss	Sacks	INT	FF	FR	PBU
2016	13-5	24	5	29	-	-	-	-	-	-
Career	13-5	24	5	29	-	-	-	-	-	-

2016: Made an appearance in all 13 games, while earning five starts ... had three tackles in a home win vs. No. 3 Louisville ... tallied six tackles and a quarterback hurry in a home win vs. UCF ... had five tackles at SMU ... tallied three tackles in a win over UConn ... had five tackles in a win over Lamar ... tallied one tackle in his Cougar debut in a win over No. 3 Oklahoma.

Prior to Houston: Three-star recruit by Rivals, Scout and 247Sports ... No. 9 junior college safety by 247Sports ... had 51 tackles, four pass breakups and two interceptions as a sophomore in 2015 ... received all-SWJCF first team honors following the season ... had 24 tackles, two pass breakups and an interception as a freshman ... played high school football at Lawton High School in Lawton, Okla. ... had 56 tackles and five interceptions as a senior at Lawton High ... chose Houston over Iowa State, Purdue and West Virginia among others.



24 JEREMY WINCHESTER

Spring, Texas (Klein Collins HS)

CB	6-0	190	Jr.
----	-----	-----	-----

Year	G-GS	UT	AT	Total	Loss	Sacks	INT	FF	FR	PBU
2014	Redshirted									
2015	13-2	13	4	17	-	-	-	-	-	3
2016	13-8	33	12	45	2-14	1-11	-	-	1-0	8
Career	26-10	46	16	62	2-14	1-11	-	-	1-0	11

2016: Saw action in all 13 games, making eight starts ... had six tackles, one sack and tackle for a loss of 11 yards in a home win vs. No. 3 Louisville ... recovered a muffed punt in the end zone for his first career touchdown in a home win vs. Tulane ... tallied eight tackles, one for a loss of three yards and two pass breakups vs. the Green Wave ... had five tackles and two pass breakups in a win over Tulsa ... tallied three tackles at Navy ... had four tackles and a pass breakup in a home win vs. UConn ... had three pass breakups and five tackles in a road win at Cincinnati ... tallied five tackles in a win over No. 3 Oklahoma to open the season.

2015: Appeared in 13 games, making two starts in wins over Memphis and Navy ... tallied four tackles and a key pass breakup in the end zone while making a start against Temple in the American Athletic Conference Championship game for Brandon Wilson ... had six tackles in win over Memphis and made his first career start with the injury to William Jackson III ... tallied two tackles and a PBU in win over Cincinnati ... had two tackles in win at UCF... Tallied two tackles and a PBU in win over Texas State.

2014: Redshirted.

High School: Three-star recruit by ESPN and 247Sports ... No. 57 cornerback nationally by ESPN ... No. 86 safety nationally by 247Sports ... named to the Houston Chronicle's Top 100 ... named to VYPE Magazine's 2014 Houston Hot 100 ... a two-year starter ... was named first team all-district as a junior and honorable mention all-district as a senior ... also a standout track athlete, qualifying for the Texas State Championships in the 110-meter hurdles as a junior ... Klein Collins' record holder in the 110-meter hurdles (13.97) and the 300-meter hurdles (37.61).

2017 SEASON

COACHING STAFF

THE COUGARS

SEASON REVIEW

HISTORY & RECORDS



THE COUGARS

2017 SEASON

COACHING STAFF

THE COUGARS

SEASON REVIEW

HISTORY & RECORDS



56 DIXIEWOOTEN III

Houston, Texas (Lamar HS)

OL	6-5	322	Fr.
----	-----	-----	-----

High School: Three-star recruit by ESPN, Scout and 247Sports ... No. 61 guard by ESPN ... No. 61 offensive tackle by Scout ... No. 8 offensive tackle in the state of Texas by Scout ... named first team all-district 20-6A in 2015 ... named to the Houston Chronicle's 2016 Top 100 list ... ranked the No. 42 player in the Houston area by VYPE Houston ... received second team all-district 20-6A honors as a junior and first team all-district 24-3A honors as a sophomore ... chose Houston over Illinois, Iowa State and Miami among others ... coached by Tom Nolen at Lamar HS.



THE COUGARS

2017 SEASON

COACHING STAFF

THE COUGARS

SEASON REVIEW

HISTORY & RECORDS



93 COLBY BRIGNAC
New Orleans, La. (Brazoswood HS)

DL 6-1 290 RS-Fr.



26 KINTEHATTON
Houston, Texas (Blinn JC)

WR 5-10 170 Sr.



20 ROMAN BROWN
DeSoto, Texas (Midlothian HS)

LB 6-0 220 Jr.



31 BLAKE HIRSCH
Katy, Texas (Cinco Ranch HS)

RB 6-0 220 Jr.



28 JOSH BURRELL
Missouri City, Texas (Ridge Point HS)

RB 5-10 247 Soph.



44 LUKE HOGAN
Keller, Texas (Keller HS)

K 6-1 192 RS-Fr.



22 PATRICK CARR
The Woodlands, Texas (Colorado)

RB 5-10 195 Soph.



37 CAEMEN MAYFIELD
Fulshear, Texas (LeTourneau University)

SAF 5-10 204 Jr.



80 COLTON CERDAY
Wimberley, Texas (Wimberley HS)

WR 6-0 216 Soph.




13 MASON MCCLEENDON
Midland, Texas (Midland Christian HS)

QB 5-10 190 Jr.



32 KHARIDOTSON
Houston, Texas (Memorial HS)

LB 6-1 210 Jr.



83 DEREK MCLEMORE
Southlake, Texas (Southlake Carroll HS)

WR 6-0 197 Sr.



THE COUGARS

2017 SEASON

COACHING STAFF

THE COUGARS

SEASON REVIEW

HISTORY & RECORDS



66 COLEMILLER

Deer Park, Texas (Deer Park HS)

OL 5-11 298 RS-Fr.



23 CHANDLERSMITH

Conroe, Texas (Oak Ridge HS)

RB 5-7 180 RS-Fr.



75 JACOB MORRISON

Houston, Texas (Dekaney HS)

DL 6-2 251 Soph.



60 KORDELL SNYDER

Frisco, Texas (Frisco HS)


OL 6-3 265 RS-Fr.



3 ALEXANDER MYRES

Houston, Texas (The Woodlands College Park HS)

CB 5-10 184 Sr.



86 MASON TOBOLA

West, Texas (West HS)

TE 6-2 205 RS-Fr.



37 PAYTON PARDEE

Houston, Texas (St. Thomas HS)

WR 5-10 190 Soph.



51 RASHEED TYNES

Baltimore, Md. (Briar Cliff University)

LB 5-11 220 Sr.



22 AUSTIN ROBINSON

Pearland, Texas (UTSA)

LB 6-3 220 Sr.



97 NICK WILDBERGER

San Antonio, Texas (Converse Judson HS)

LS 6-1 210 Jr.



41 JOEL SCARBROUGH

Houston, Texas (Langham Creek HS)

K 5-10 182 Soph.



THE COUGARS

2017 SEASON

COACHING STAFF

THE COUGARS

SEASON REVIEW

HISTORY & RECORDS



49 DAVID ANENIH

Arlington, Texas (Mansfield Timberview HS)

LB	6-3	220	Fr.
----	-----	-----	-----

High School: Three-star recruit by Rivals, Scout and 247Sports ... No. 13 linebacker in the state of Texas by Scout ... No. 61 defensive end nationally by 247Sports ... No. 76 linebacker nationally by Scout ... earned 2016 Class 5A All-State honorable mention honors ... named to the 2016 District 10-5A First Team ... had 40 tackles and nine tackles for loss as a junior ... coached by head coach James Brown ... also competed in track and field for Mansfield Timberview HS ... signed with Houston over Kansas State, Oklahoma State and Texas Tech among others.



18 REGGIE CHEVIS

Houston, Texas (Texas A&M)

DL	6-2	295	Sr.
----	-----	-----	-----

Will have one season of eligibility in 2017 after transferring from Texas A&M upon the completion of undergraduate degree requirements.

At Texas A&M:

2016: Saw action in all 13 games ... totaled 25 tackles including two for a loss ... also

had one sack and one forced fumble.

2015: Saw action against Ball State and Nevada but did not log a tackle.

2014: Contributed one tackle while seeing action in three games on the defensive front.

2013: Redshirted.

High School: Coached by Dallas Blacklock at Sharpstown High School ... three-time all-district selection for the Apollos ... earned honorable mention all-state honors from the Texas Associated Press Sports Editors as a senior in 2012 ... member of the Dave Campbell's Texas Football's Super Team third team ... led the Apollos to an 8-3 record and to the bi-district round of the Class 4A Div. II playoffs in 2012 ... as a junior, compiled 102 tackles and 12 quarterback sacks ... named to the U.S. National (U-19) team ... chose Texas A&M out of high school over LSU, Mississippi State, Missouri, Oklahoma, TCU and West Virginia.



64 DENNIS BARDWELL

Huffman, Texas (Hargrave HS)

OL	6-5	280	Fr.
----	-----	-----	-----

High School: Three-star recruit by Rivals, Scout, ESPN and 247Sports ... No. 10 offensive guard in the state of Texas by Scout ... No. 54 offensive guard nationally by ESPN ... No. 110 overall player in the state of Texas by ESPN ... unanimous first team all-district selection as a senior ... did not give up a sack while totaling 80 pancake blocks in 10 starts ... also earned academic all-district honors as a senior ... named to 2015 District 10-4A Second Team. Team captain ... coached by head coach Mike McEachern ... also competed in shot put and discus for the Hargrave Track & Field program ... signed with Houston over Colorado, Mississippi State and Texas Tech among others.



30 ALEXANDER DUKE

Bellaire, Texas (Bellaire HS)

DL	6-3	240	Fr.
----	-----	-----	-----

High School: Three-star recruit by Rivals, Scout, ESPN and 247Sports ... No. 14 defensive end in the state of Texas by Scout ... No. 59 defensive end nationally by 247Sports ... selected for the O-D All-American High School Bowl ... finalist for Dave Campbell's Super Team as a senior ... had 31 tackles and four sacks as a senior ... totaled 76 tackles and 12 sacks in high school career ... named to the 2016 District 18-6A Second Team ... coached by head coach Herb Kunz ... signed with Houston over Kansas and Purdue.




81 TRE'VON BRADLEY

Cleburne, Texas (Cleburne HS)

ATH	6-1	185	Fr.
-----	-----	-----	-----

High School: Three-star recruit by Scout ... named to Scout's All-Midlands Team ... No. 16 athlete in the state of Texas by Rivals, Scout and 247Sports ... No. 89 athlete nationally by Scout ... had 4,061 yards of total offense and 49 total touchdowns as a senior ... threw for 2,247 yards, 23 touchdowns and six interceptions with 1,814 rushing yards and 26 touchdowns on 201 carries as a senior ... named 2016 District 9-5A MVP ... named 2016 All-Johnson County MVP. Received Class 5A All-State honorable mention ... signed with Houston over Tulsa, Army and North Texas among others.



89 PARKEREICHENBERGER

Katy, Texas (Katy HS)

TE	6-3	230	Fr.
----	-----	-----	-----

High School: Three-star recruit by Rivals, Scout, ESPN and 247Sports ... No. 8 tight end in the state of Texas by Scout ... No. 20 tight end nationally by ESPN ... No. 97 overall player in the state of Texas by ESPN ... named to the 2016 District 19-6A First Team ... totaled 12 receptions for 152 yards and one touchdown as a senior in a run-heavy offense ... named to the 2016 District 19-6A Second Team ... coached by head coach Gary Joseph ... signed with Houston over Illinois, Tulsa and UNLV among others.



4 DEVODRIC BYNUM

Dallas, Texas (Lincoln HS)

DB	5-10	175	Fr.
----	------	-----	-----

High School: Three-star recruit by Scout and 247Sports. Named to Scout's All-Midlands Team ... No. 27 wide receiver in the state of Texas by Scout ... led Lincoln HS with 507 receiving yards and seven touchdowns in 2016 ... also added 15 carries for 200 yards and five touchdowns his senior year ... defensively, had 62 tackles, two interceptions and one forced fumble in 2016 ... had six combined kickoff and punt return touchdowns his senior year ... closed out his career with 71 receptions for 1,086 yards and 15 touchdowns to go along with 53 carries for 448 rushing yards and nine touchdowns ... coached by head coach Jamal Adams ... signed with Houston over Air Force, New Mexico and SMU among others.



26 ELIJAH GOODEN

Boling, Texas (Boling HS)

LB	6-1	215	Fr.
----	-----	-----	-----

High School: Three-star recruit by ESPN and 247Sports ... No. 96 running back nationally by ESPN ... led Boling to the 2016 Texas Class 3A Division II state championship ... ran for 1,217 yards and 19 touchdowns his senior year with four receptions for 84 yards and one touchdown ... also had 70 tackles, eight sacks and one interception his senior year ... closed out his career with 2,942 rushing yards and 33 touchdowns along with eight receptions for 202 yards and three touchdowns ... defensively, finished his career with 149 total tackles, 18 sacks and two interceptions ... received honorable mention Class 3A All-State honors in 2015 and 2016 ... named to the 2016 District 13-3A First Team ... coached by head coach Stephen Dorr ... also competed in track and field and powerlifting for Boling ... finished sixth in the 200-meter dash at the 2015 Class 3A State Championships with a time of 22.29 ... qualified for the 2015 Texas High School Powerlifting Association state meet after breaking Boling's squat record ... as a freshman, placed 10th at the 2014 Texas High School Powerlifting Association state meet ... signed with Houston over SMU among others.



THE COUGARS

2017 SEASON

COACHING STAFF

THE COUGARS

SEASON REVIEW

HISTORY & RECORDS



21 ELLIS JEFFERSON

Denton, Texas (Arizona State)

WR	6-4	200	Sr.
----	-----	-----	-----

Will have one season of eligibility in 2017 after transferring from Arizona State upon the completion of undergraduate degree requirements.

At Arizona State:

2016: Saw action in 12 games ... had two receptions for 21 yards.
2015: Appeared in all 13 games Finished the season with 160 yards on 12 receptions ... led team with a career-high 69 receiving yards against Texas A&M.
2014: Finished with 11 catches for 144 yards and two touchdowns ... had four receptions for 37 yards and his first career touchdown against Weber State ... added his second career touchdown against UCLA, finishing with 36 yards on three catches ... had two catches for 44 yards against USC.
2013: Redshirted .



92 COURTEL JENKINS

Jersey City, N.J. (Miami)

DL	6-2	320	Sr.
----	-----	-----	-----

Will have one season of eligibility in 2018 after transferring from Miami and sitting out the 2017 season to full transfer regulations set forth by the NCAA.

At Miami:

2016: Played in 10 games and totaled 11 tackles ... had 4.5 tackles for loss and one sack ... had one pass breakup ... saw action in season opener against Florida A&M and recorded three TFLs totaling eight yards ... totaled two tackles against Georgia Tech ... had three tackles against North Carolina ... had one tackle and one PBU in regular season finale win over Duke ... had two solo tackles and 13-yard sack in Russell Athletic Bowl victory over West Virginia.
2015: Saw increased role on defensive line, starting seven games and playing in 12 ... ranked among position leaders in tackles with 29 ... added three TFLs and 1.5 sacks ... made first start of career in season opener vs. Bethune-Cookman and recorded one tackle ... recorded first sack of career at FAU and totaled two tackles ... made second start of career vs. Nebraska and recorded three tackles ... had three tackles and a half sack against Cincinnati ... made one tackle in start at Florida State ... started vs. Virginia Tech and recorded three tackles, one TFL and first career forced fumble ... had a career-high six tackles in start vs. Clemson ... added one tackle in start at Duke ... totaled two tackles against Virginia ... had three tackles and a half TFL at North Carolina ... added one tackle in action vs. Georgia Tech ... made final start of regular season at Pittsburgh and recorded three tackles.
2014: Saw action in 12 games, totaling 14 tackles ... made career debut in season opener at Louisville, recording four tackles ... saw action against FAMU, recording one tackle ... had four tackles against Arkansas State ... added one tackle against Nebraska ... had two tackles in action against Cincinnati ... added two tackles against North Carolina.



80 NOAH JONES

Lancaster, Texas (Lancaster HS)

DL	6-4	245	Fr.
----	-----	-----	-----

High School: Three-star recruit by Rivals, Scout, ESPN and 247Sports ... No. 7 defensive end in the state of Texas by Scout ... No. 42 defensive end nationally by 247Sports ... helped lead Lancaster to a 12-2 record and a spot in the

Class 5A Division II Regional Finals ... had 47 tackles, four sacks, 15 hurries and one forced fumble his senior year ... closed out his career with 138 tackles, 11 sacks, two forced fumbles, two fumble recoveries, one pass deflection and one safety ... coached by head coach Chris Gilbert ... signed with Houston over Illinois, Indiana and Kansas among others.



8 DAVION MITCHELL

Rockdale, Texas (Rockdale HS)

RB	5-11	175	Fr.
----	------	-----	-----

High School: Rushed for 1,598 yards and 31 touchdowns as a senior ... pulled in 15 receptions for 305 yards and two touchdowns his senior year ... had 1,274 rushing yards and 14 touchdowns with 19 receptions for 369 yards and six touchdowns as a junior ... totaled 3,283 rushing yards and 48 touchdowns in high school career ... finished his career as Rockdale's career leader with 56 touchdowns and the second-leading rusher in school history ... also totaled 34 receptions for 674 yards and eight touchdowns ... helped lead team to an 11-2 record as a senior ... named the 2016 District 10-3A Offensive Player of the Year ... coached by head coach Jeff Miller ... also a talented track & field athlete for Rockdale, finishing fourth in the long jump at the 2016 UIL 3A State Championships with a jump of 22-1.75 while helping lead Rockdale's 4x100-meter relay and 4x200-meter relays to state titles ... also finished second in the 200-meter dash at 2016 UIL 3A Area meet with a time of 22.60 and eighth in the triple jump with a mark of 43-2.25 ... signed with Houston over UCF, Boise State and Tulsa among others.



75 DEON MIX

Batesville, Miss. (Auburn)

OL	6-4	301	Sr.
----	-----	-----	-----

Will have one season of eligibility in 2017 after transferring from Auburn upon the completion of undergraduate degree requirements.

At Auburn:

2016: Played in three games.
2015: Backup at offensive guard and center ... saw first action of season vs. Idaho.
2014: Played in two games on the offensive line ... saw first snaps of career against San Jose State ... also played against Louisiana Tech.
2013: Did not see varsity action while redshirting for the SEC Champions.



41 DEREK PARISH

Pearland, Texas (Pearland HS)

LB	6-2	245	Fr.
----	-----	-----	-----

High School: Three-star recruit by Rivals, Scout, ESPN and 247Sports ... No. 5 inside linebacker in the state of Texas by Scout ... No. 42 inside linebacker nationally by Scout ... named to the 2016 District 6A-23 First Team ... named to the 2015 District 6A-22 Second Team ... coached by head coach Tony Heath.



6 JEREMY SINGLETON

New Orleans, La. (Brother Martin HS)

WR	5-11	170	Fr.
----	------	-----	-----

High School: Three-star recruit by Rivals, Scout, ESPN and 247Sports ... No. 25 player in the state of Louisiana by ESPN ... No. 6 wide receiver in the state of Louisiana by Scout ... No. 93 wide receiver nationally by ESPN ... closed his high school

career as Brother Martin's career receiving leader with 76 receptions for 1,384 yards and 19 touchdowns ... named to the 2016 New Orleans Advocate's All-District First Team ... named to the 2016 Clarion-Herald Elite Team ... received Class 5A All-State honorable mention honors ... totaled 39 receptions for 501 yards and two touchdowns in senior year ... had 50 receptions for 993 yards and 16 touchdowns as a junior ... coached by head coach Mark Bonis ... signed with Houston over Arkansas, Missouri and South Carolina among others.



25 D.J. SMALL

Dickinson, Texas (Dickinson HS)

DB	5-9	160	Fr.
----	-----	-----	-----

High School: Named to the 2016 District 24-6A First Team ... earned 2016 honorable mention THSCA Academic All-State honors ... also a member of Dickinson's basketball program ... coached by head coach John Snelson.



THE COUGARS



1 BRYSON SMITH

Tyler, Texas (John Tyler HS)

QB	5-11	170	Fr.
----	------	-----	-----

High School: Three-star recruit by Rivals, Scout, ESPN and 247Sports ... named to Scout's All-Midlands Team ... No. 20 dual-threat quarterback nationally by ESPN ... No. 7 athlete in the state of Texas by Scout ... No. 45 athlete nationally by Scout ... No. 93 overall player in the state of Texas by ESPN ... threw for 3,277 yards and 32 touchdowns as a senior while rushing for 1,653 yards and 23 TDs ... closed his high school career with 5,705 passing yards and 52 touchdowns against 16 interceptions on 368-of-604 passing (60.9 percent) ... also ran for 3,100 rushing yards and 44 touchdowns throughout his career ... added seven career receptions for 178 yards (25.4 yards average) and one touchdown ... coached by head coach Ricklan Holmes ... signed with Houston over Texas, SMU and Memphis among others.



15 GRANT STUARD

Conroe, Texas (Oak Ridge HS)

DB	6-0	215	Fr.
----	-----	-----	-----

High School: Had 68 tackles, two interceptions, two fumble recoveries and 1.5 sacks as a senior ... closed his career with 154 tackles and 7.5 sacks ... also had 43 rushing attempts as a senior resulting in 233 yards and three touchdowns ... named

to the 2016 District 12-6A First Team ... named to the 2015 District 16-6A First Team ... coached by head coach Derek Rush ... also competed in track and field for Oak Ridge HS ... qualified for the 2015 AAU Junior Olympic Championships as a member of The Wings Track Club ... signed with Houston over Colorado State, SMU and Navy among others.



98 PAYTON TURNER

Houston, Texas (Westside HS)

DL	6-5	217	Fr.
----	-----	-----	-----

High School: Named to the 2016 District 18-6A First Team ... coached by head coach Jamahl Mason ... also a member of the Westside basketball program.



28 AMAUD WILLIS-DALTON

Cypress, Texas (Cypress Ranch HS)

DB	5-10	175	Fr.
----	------	-----	-----

High School: Three-star recruit by Rivals, Scout and 247Sports ... No. 51 linebacker nationally by Rivals ... No. 16 linebacker in the state of Texas by Scout ... No. 100 player in the state of Texas by Rivals ... named to Dave Campbell's Super Team ... named to district 6A-17 first team in both 2015 and 2016 ... had 87 tackles including 18 for loss and 14 sacks as a senior ... also added six forced fumbles, three fumble recoveries and three pass breakups his senior year ... totaled 248 tackles, 33 tackles for loss, 28 sacks, 13 forced fumbles, six fumble recoveries and five pass breakups throughout his high school career ... coached by head coach Gene Johnson ... signed with Houston over Arizona State, Baylor and Minnesota among others.



47 DALTON WITHERSPOON

Moore, Okla. (Northeastern Oklahoma A&M)

DL	6-2	295	Soph.
----	-----	-----	-------

Will have three years of eligibility remaining after spending 2016 at Northeastern Oklahoma A&M.

At Northeastern Oklahoma A&M: Earned second team all-conference honors ... set the NEO single-season records for longest field goal (58), most field goals in a season (17) and most points by a kicker (92) ... also connected on 41-of-42 extra point attempts.



99 BLAKE YOUNG

Los Angeles, Calif. (Cerritos College)

DL	6-2	295	Soph.
----	-----	-----	-------

The transfer from Cerritos College (Calif.) will have three years of eligibility remaining and is eligible to begin play for the Cougars this fall.

At Cerritos College (Calif.): Had 23 tackles with 2.5 going for a loss including one sack in 10 games of action in 2016.

2017 SEASON

COACHING STAFF

THE COUGARS

SEASON REVIEW

HISTORY & RECORDS

KENNETH FARROW
RB // CHARGERS

NOLAN FRESE
LS // SEAHAWKS

DEMARCUS AYERS
WR // STEELERS

ELANDON ROBERTS
OLB // PATRIOTS



#NFLCOOGS

DEMARCUS AYERS / WR / PITTSBURGH STEELERS • TYUS BOWSER / LB / BALTIMORE RAVENS • KENNETH FARROW / RB / LOS ANGELES CHARGERS
 NOLAN FRESE / LS / SEATTLE SEAHAWKS • THOMAS GAFFORD / LS / NEW ORLEANS SAINTS • D.J. HAYDEN / DB / DETROIT LIONS
 LEE HIGHTOWER / DB / INDIANAPOLIS COLTS • WILLIAM JACKSON / CB / CINCINNATI BENGALS • CASE KEENUM / QB / MINNESOTA VIKINGS
 RICHIE LEONE / P / ARIZONA CARDINALS • CAMERON MALVEAUX / DE / MIAMI DOLPHINS • DERRICK MATHEWS / LB / GREEN BAY PACKERS
 JOEY MBU / DT / WASHINGTON REDSKINS • TYLER MCCLOSKEY / RB / SAN FRANCISCO 49ERS • ADRIAN McDONALD / DB / LOS ANGELES CHARGERS
 ELANDON ROBERTS / OLB / NEW ENGLAND PATRIOTS • GREG WARD / WR / PHILADELPHIA EAGLES • BRANDON WILSON / DB / CINCINNATI BENGALS
 HOWARD WILSON / CB / CLEVELAND BROWNS

H-Town TAKEOVER

#TOWN TAKEOVER™



<i>Team Statistics.....</i>	<i>80</i>
<i>Individual Statistics</i>	<i>81-82</i>
<i>Defensive Statistics.....</i>	<i>83</i>
<i>Game-by-Game Statistics</i>	<i>84</i>
<i>Starting Lineups</i>	<i>85</i>
<i>Participation</i>	<i>86</i>
<i>The Last Time</i>	<i>87</i>
<i>Season Highs.....</i>	<i>88</i>
<i>Team Game-by-Game.....</i>	<i>89</i>
<i>Scoring Drives</i>	<i>90-91</i>
<i>Game Recaps.....</i>	<i>92-98</i>



TEAM STATISTICS

2017 SEASON

COACHING STAFF

THE COUGARS

SEASON REVIEW

HISTORY & RECORDS

SCHEDULE & RESULTS

DATE	OPP.	W/L	SCORE	TIME	ATT.
%Sept. 3	vs #3 Oklahoma	W	33-23	3:24	71,016
Sep. 10	LAMAR	W	42-0	2:43	39,402
*Sep. 15	at Cincinnati	W	40-16	3:26	40,015
Sep. 24	at Texas State	W	64-3	3:13	33,133
*Sep. 29	UCONN	W	42-14	3:14	40,873
*Oct. 8	at Navy	L	40-46	3:38	34,531
*Oct. 15	TULSA	W	38-31	3:29	38,221
*Oct. 22	at SMU	L	16-38	3:40	25,079
*Oct. 29	UCF	W	31-24	3:20	35,846
*Nov. 12	TULANE	W	30-18	3:35	36,552
Nov. 17	#3 Louisville	W	36-10	3:33	42,822
*Nov. 25	at Memphis	L	44-48	3:52	36,527
&Dec. 17	vs SDSU	L	10-34	3:02	29,286

* Conference Game | % Advocare Texas Kickoff (NRG Stadium, Houston) | & Las Vegas Bowl (Sam Boyd Stadium, Las Vegas)

SCORE BY QUARTERS

	1	2	3	4	OT	Total
Houston	104	157	96	109	-	466
Opponents	72	101	45	87	-	305



TEAM STATISTICS

	Houston	Opponent
SCORING	466	305
Points Per Game	35.8	23.5
FIRST DOWNS	314	213
Rushing	121	74
Passing	178	123
Penalty	15	16
RUSHING YARDAGE	1,912	1,302
Yards gained rushing	2,379	1,783
Yards lost rushing	467	481
Rushing Attempts	561	447
Average Per Rush	3.4	2.9
Average Per Game	147.1	100.2
TDs Rushing	29	16
PASSING YARDAGE	3,852	2,853
Comp-Att-Int	352-523-15	235-419-7
Average Per Pass	7.4	6.8
Average Per Catch	10.9	12.1
Average Per Game	296.3	219.5
TDs Passing	24	19
TOTAL OFFENSE	5,764	4,155
Total Plays	1,084	866
Average Per Play	5.3	4.8
Average Per Game	443.4	319.6
KICK RETURNS: #-YARDS	37-783	43-991
PUNT RETURNS: #-YARDS	18-73	13-34
INT RETURNS: #-YARDS	7-132	15-211
KICK RETURN AVERAGE	21.2	23
PUNT RETURN AVERAGE	4.1	2.6
INT RETURN AVERAGE	18.9	14.1
FUMBLES-LOST	21-10	23-11
PENALTIES-YARDS	58-554	74-632
Average Per Game	42.6	48.6
PUNTS-YARDS	59-2,397	91-3,753
Average Per Punt	40.6	41.2
Net punt average	38.7	39.1
TIME OF POSSESSION/GAME	33:04	26:56
3RD-DOWN CONVERSIONS	109/231	69/202
3rd-Down Pct.	47%	34%
4TH-DOWN CONVERSIONS	19/30	8/19
4th-Down Pct.	63%	42%
SACKS BY-YARDS	39-278	37-243
MISC YARDS	100	0
TOUCHDOWNS SCORED	59	37
FIELD GOALS-ATTEMPTS	16-20	15-17
ON-SIDE KICKS	1-4	0-8
RED-ZONE SCORES	55-64 (86%)	30-34 (88%)
RED-ZONE TOUCHDOWNS	43-64 (67%)	19-34 (56%)
PAT-ATTEMPTS	56-59 (95%)	34-34 (100%)
ATTENDANCE	233,716	169,285
Games/Avg. Per Game	6/38,953	5/33,857
Neutral Site Games	2/50,151	

DUKE CATALON



INDIVIDUAL STATISTICS

2017 SEASON

COACHING STAFF

THE COUGARS

SEASON REVIEW

HISTORY & RECORDS

RUSHING

	GP	Att	Gain	Loss	Net	Avg	TD	Long	Avg/G
G. Ward Jr.	12-12	197	826	308	518	2.6	10	33	43.2
D. Catalon	9-7	145	580	52	528	3.6	4	35	58.7
D. Birden	12-5	62	291	2	289	4.7	6	46	24.1
M. Car	9-0	49	208	2	206	4.2	2	38	22.9
K. Justice	11-2	34	149	0	149	4.4	2	31	13.5
K. Postma	10-1	16	151	15	136	8.5	4	39	13.6
D. King	10-4	15	74	18	56	3.7	0	27	5.6
J. Burrell	7-0	12	52	1	51	4.2	1	17	7.3
K. Kokuma	4-0	4	15	0	15	3.8	0	7	3.8
D. Roy	13-0	1	11	0	11	11.0	0	11	0.8
B. Wilson	10-8	4	6	0	6	1.5	0	4	0.6
L. Bonner	12-8	5	12	6	6	1.2	0	7	0.5
B. Hirsch	2-0	1	3	0	3	3.0	0	3	1.5
K. Corbin	7-2	1	1	0	1	1.0	0	1	0.1
Team	10-0	15	0	63	-63	-4.2	0	0	-6.3
Total	13	561	2,379	467	1,912	3.4	29	46	147.1
Opponents	13	447	1,783	481	1,302	2.9	16	40	100.2

PASSING

	GP	Eff.	Cmp-Att-Int	Pct	Yds	TD	Lng	Avg/G
G. Ward Jr.	12-12	141.66	319-469-13	68.0	3,557	22	55	296.4
K. Postma	10-1	92.70	29-46-2	63.0	210	0	24	21.0
D. King	10-4	232.67	2-3-0	66.7	20	1	15	2.0
L. Bonner	11-7	425.00	1-2-0	50.0	50	1	50	4.2
Team	10-0	0.00	0-2-0	0.0	0	0	0	0.0
D. Roy	13-0	226.0	1-1-0	100.0	15	0	15	1.2
Total	13	138.58	352-523-15	67.3	3,852	24	55	296.3
Opponents	13	124.91	235-419-7	56.1	2,853	19	67	219.5

RECEIVING

	GP	No.	Yds	Avg	TD	Long	Avg/G
L. Bonner	12-8	98	1,118	11.4	3	55	93.2
C. Allen	12-11	56	815	14.6	6	50	67.9
S. Dunbar	13-13	53	692	13.1	5	48	53.2
D. Catalon	9-7	44	281	6.4	3	51	31.2
D. King	10-4	29	228	7.9	1	48	22.8
T. McCloskey	13-12	23	233	10.1	4	32	17.9
I. Johnson	11-1	15	165	11.0	0	44	15.0
D. Birden	12-5	7	54	7.7	1	19	4.5
K. Corbin	7-2	6	68	11.3	0	32	9.7
B. Wilson	10-8	5	52	10.4	0	19	5.2
M. Car	9-0	4	37	9.2	0	18	4.1
C. Lark	4-0	3	26	8.7	0	12	6.5
T. Mark	8-0	3	8	2.7	0	4	1.0
R. Brooker	12-0	2	10	5.0	1	6	0.8
B. Simpson	13-0	1	15	15.0	0	15	1.2
C. Johnson	6-0	1	9	9.0	0	9	1.5
A. Leslie	7-0	1	6	6.0	0	6	0.9
D. McLemore	1-0	1	5	5.0	0	5	5.0
M. Stevenson	2-0	0	36	0.0	0	0	18.0
G. Ward Jr.	12-12	0	-6	0.0	0	0	-0.5
Total	13	352	3,852	10.9	24	55	296.3
Opponents	13	235	2,853	12.1	19	67	219.5

PUNT RETURNS

	No.	Yds	Avg	TD	Long
C. Wilder	9	49	4.4	0	11
D. King	6	29	4.8	0	11
S. Dunbar	2	6	3.0	0	6
M. Stevenson	1	-2	-2.0	0	0
B. Wilson	0	0	0.0	0	0
Total	18	73	4.1	0	11
Opponents	10	18	1.8	0	23

INTERCEPTIONS

	No.	Yds	Avg	TD	Long
H. Wilson	5	58	11.6	1	28
B. Wilson	1	0	0.0	0	0
S. Taylor	1	74	74.0	1	74
Total	7	132	18.9	2	74
Opponents	15	211	14.1	2	54

KICK RETURNS

	No.	Yds	Avg	TD	Long
B. Wilson	21	510	24.3	0	56
D. King	10	254	25.4	1	99
M. Stevenson	1	2	2.0	0	2
C. Allen	1	-2	-2.0	0	0
D. Birden	1	20	20.0	0	20
T. Williams	1	-2	-2.0	0	0
D. Hines	1	-2	-2.0	0	0
E. Egbule	1	3	3.0	0	3
Total	37	783	21.2	1	99
Opponents	43	991	23.0	0	85

FUMBLE RETURNS

	No.	Yds	Avg	TD	Long
H. Wilson	1	0	0.0	0	0
E. Egbule	1	24	24.0	1	24
M. Adams	1	13	13.0	0	13
J. Winchester	0	0	0.0	1	0
B. Wilson	0	0	0.0	1	0
Total	3	37	12.3	3	24
Opponents	1	53	53.0	0	53



INDIVIDUAL STATISTICS

2017 SEASON

COACHING STAFF

THE COUGARS

SEASON REVIEW

HISTORY & RECORDS

SCORING

Player	TD	PATs						Saf Points
		FGs	Kick	Rush	Rcv	Pass	DXP	
T. Cummings	-	16-20	55-58	-	-	-	-	102
G. Ward Jr.	10	-	-	-	-	-	-	60
D. Catalon	7	-	-	-	-	-	-	42
D. Birden	7	-	-	-	-	-	-	42
C. Allen	6	-	-	-	-	-	-	39
S. Dunbar	5	-	-	-	-	-	-	36
K. Postma	4	-	-	-	-	-	-	24
T. McCloskey	4	-	-	-	-	-	-	24
L. Bonner	3	-	-	-	-	-	-	18
M. Car	2	-	-	-	-	-	-	12
K. Justice	2	-	-	-	-	-	-	12
D. King	2	-	-	-	-	-	-	12
B. Wilson	1	-	-	-	-	-	-	6
J. Winchester	1	-	-	-	-	-	-	6
J. Burrell	1	-	-	-	-	-	-	6
Team	-	-	-	-	-	-	3	6
R. Brooker	1	-	-	-	-	-	-	6
S. Taylor	1	-	-	-	-	-	-	6
E. Egbule	1	-	-	-	-	-	-	6
H. Wilson	1	-	-	-	-	-	-	6
T. Bowser	-	-	-	-	-	-	1	2
J. Scarbrough	-	-	1-1	-	-	-	-	1
Total	59	16-20	56-59	-	-	-	4	466
Opponents	37	15-17	34-34	-	1	1-3	-	305

ALL-PURPOSE YARDS

	G	Rush	Rec	PR	KOR	IR	Tot	Avg/G
L. Bonner	12	6	1,118	0	0	0	1,124	93.7
C. Allen	12	0	815	0	-2	0	813	67.8
D. Catalon	9	528	281	0	0	0	809	89.9
S. Dunbar	13	0	692	6	0	0	698	53.7
B. Wilson	10	6	52	0	510	0	668	66.8
D. King	10	56	228	0	254	0	567	56.7
G. Ward Jr.	12	518	-6	0	0	0	512	42.7
D. Birden	12	289	54	0	20	0	363	30.2
M. Car	9	206	37	0	0	0	243	27.0
T. McCloskey	13	0	233	0	0	0	233	17.9
I. Johnson	11	0	165	0	0	0	165	15.0
K. Justice	11	149	0	0	0	0	149	13.5
K. Postma	10	136	0	0	0	0	136	13.6
S. Taylor	12	0	0	0	0	74	74	6.2
K. Corbin	7	1	68	0	0	0	69	9.9
H. Wilson	13	0	0	0	0	58	58	4.5
J. Burrell	7	51	0	0	0	0	51	7.3
C. Wilder	13	0	0	40	0	0	40	3.1
M. Stevenson	2	0	36	-2	2	0	36	18.0
C. Lark	4	0	26	0	0	0	26	6.5
B. Simpson	13	0	15	0	0	0	15	1.2
K. Kokuma	4	15	0	0	0	0	15	3.8
D. Roy	13	11	0	0	0	0	11	0.8
R. Brooker	12	0	10	0	0	0	10	0.8
C. Johnson	6	0	9	0	0	0	9	1.5
T. Mark	9	0	8	0	0	0	8	0.9
A. Leslie	7	0	6	0	0	0	6	0.9
D. McLemore	1	0	5	0	0	0	5	5.0
E. Egbule	13	0	0	0	3	0	3	0.2
B. Hirsch	2	3	0	0	0	0	3	1.5
T. Williams	13	0	0	0	-2	0	-2	-0.2
D. Hines	13	0	0	0	-2	0	-2	-0.2
Total	13	1,912	3,852	73	783	132	6,852	527.1
Opponents	13	1,302	2,853	34	991	211	5,391	414.7

TOTAL OFFENSE

	G	Plays	Rush	Pass	Tot	Avg/G
G. Ward Jr.	12	666	518	3,557	4,075	339.6
D. Catalon	9	145	528	0	528	58.7
K. Postma	10	62	136	210	346	34.6
D. Birden	12	62	289	0	289	24.1
M. Car	9	49	206	0	206	22.9
K. Justice	11	34	149	0	149	13.5
D. King	10	18	56	20	76	7.6
L. Bonner	12	7	6	50	56	4.7
J. Burrell	7	12	51	0	51	7.3
D. Roy	13	2	11	15	26	2.0
K. Kokuma	4	4	15	0	15	3.8
B. Wilson	10	4	6	0	6	0.6
B. Hirsch	2	1	3	0	3	1.5
K. Corbin	7	1	1	0	1	0.1
Team	10	17	-63	0	-63	-6.3
Total	13	1,084	1,912	3,852	5,764	443.4
Opponents	13	866	1,302	2,853	4,155	319.6

PUNTING

	No.	Yds	Avg	Long	TB	FC	I20	50+	Blkd
D. Roy	59	2,297	40.6	53	4	26	20	6	0
Total	59	2,297	40.6	53	4	26	20	6	0
Opp.	91	3,753	41.2	58	6	52	26	13	0

FIELD GOALS

	Cummings
FGM-FGA	16-20
Percentage	80.0
01-19	0-1
20-29	3-4
30-39	10-11
40-49	3-4
50-99	0-0
Long	47
Blocked	0

FIELD GOAL SEQUENCE

	Houston	Opponents
Oklahoma	(35), (26), (33), (47)	(25), 53
Lamar	31, 25	-
Cincinnati	(32)	(37)
Texas State	(31)	(32)
UCONN	-	-
Navy	(39), (36)	(24), (36), (40)
Tulsa	(33)	(32)
SMU	47, 19	41, (26)
UCF	(31)	(41)
Tulane	-	(41)
Louisville	(33), (46)	(26)
Memphis	(41), (25), (26)	(40), (29)
San Diego State	(31)	(23), (28)

Numbers in parentheses indicate field goal was made.



DEFENSIVE STATISTICS

2017 SEASON

COACHING STAFF

THE COUGARS

SEASON REVIEW

HISTORY & RECORDS

DEFENSIVE LEADERS

	GP	Tackles			TFL-Yds	Sacks-Yds	Int-Yds	BrUp	QBH	Fumbles		Blk	Saf
		Solo	Ast	Total						Rcv-Yds	FF		
S. Taylor	12	40	34	74	12.0-80	8.5-65	1-74	3	4	1-0	2	-	-
M. Adams	11	57	25	82	7.5-21	2.0-10	-	-	2	1-13	2	-	-
K. Williams	13	52	17	69	6.5-32	2.0-20	-	3	1	-	1	-	-
E. Oliver	13	47	19	66	23.0-74	5.0-35	-	9	7	-	3	-	-
G. Davis	13	45	20	65	7.0-25	3.0-16	-	5	1	1-0	1	-	-
H. Wilson	13	45	9	54	2.5-17	-	5-58	10	-	2-0	-	-	-
T. Bowser	8	27	20	47	12.0-64	8.5-56	-	3	9	-	1	-	1
J. Winchester	13	33	12	45	2.0-14	1.0-11	-	8	1	1-0	-	-	-
D. Hines	13	30	14	44	1.5-1	-	-	1	-	-	-	-	-
B. Wilson	10	29	14	43	4.0-18	2.0-13	1-0	5	-	-	1	-	-
T. Williams	13	24	5	29	-	-	-	-	2	-	-	-	-
N. Thurman	13	13	13	26	5.5-25	2.0-15	-	2	5	-	-	-	-
E. Emeke	13	14	8	22	-	-	-	1	5	1-24	-	-	-
C. Malveaux	13	11	10	21	7.5-22	1.0-9	-	1	2	2-0	-	-	-
J. Carter	11	10	10	20	1.5-2	-	-	-	2	-	-	-	-
B.J. Singleton	13	8	5	13	0.5-1	-	-	-	3	-	-	-	-
C. Wilder	13	4	5	9	-	-	-	-	-	-	-	-	-
N. Fruge	7	3	3	6	1.0-4	1.0-4	-	-	1	-	-	-	-
A. Fleming	8	5	1	6	1.0-3	1.0-3	-	-	-	-	-	-	-
Z. Vaughan	11	4	2	6	1.5-3	-	-	-	-	-	-	-	-
A. Robinson	11	3	1	4	1.5-9	1.0-8	-	-	1	-	-	-	-
T. McCloskey	13	4	-	4	-	-	-	-	-	-	-	-	-
J. Milburn	12	3	1	4	-	-	-	-	-	-	-	-	-
I. Johnson	11	4	-	4	-	-	-	-	-	-	-	-	-
D. Birden	12	3	-	3	-	-	-	-	-	2-0	1	-	-
D. Catalon	9	3	-	3	-	-	-	-	-	-	-	-	-
J. Smith	11	3	-	3	-	-	-	1	-	-	-	-	-
J. Williams	5	2	1	3	1.0-13	1.0-13	-	-	-	-	1	-	-
C. Doubenmier	12	1	2	3	-	-	-	-	-	-	-	-	-
L. Godfrey	5	1	2	3	0.5-0	-	-	-	-	-	-	-	-
K. Smith	5	2	-	2	-	-	-	-	-	-	-	-	-
R. Brown	5	-	2	2	0.5-1	-	-	-	-	-	-	-	-
L. Bonner	12	2	-	2	-	-	-	-	-	-	-	-	-
A. Myres	2	1	-	1	-	-	-	-	-	-	-	-	-
M. Denley	9	1	-	1	-	-	-	-	-	-	-	-	-
R. Tynes	7	1	-	1	-	-	-	-	-	-	-	-	-
K. Corbin	7	1	-	1	-	-	-	-	-	-	-	-	-
C. Allen	12	1	-	1	-	-	-	-	-	-	-	-	-
G. Ward Jr.	12	1	-	1	-	-	-	-	-	-	-	-	-
T. Mark	9	1	-	1	-	-	-	-	-	-	-	-	-
K. Postma	10	1	-	1	-	-	-	-	-	-	-	-	-
M. Eke	7	-	1	1	-	-	-	-	-	-	-	-	-
TEAM	10	-	-	-	-	-	-	-	-	-	-	-	3
<hr/>													
Total	13	539	256	795	100-429	39-278	7-132	52	46	11-37	13	-	4
Opponents	13	633	403	1036	98-393	37-243	15-211	41	36	10-53	11	2	1



GAME-BY-GAME STATISTICS

2017 SEASON

COACHING STAFF

THE COUGARS

SEASON REVIEW

HISTORY & RECORDS

Rushing (Att.-Yards-TD)

	Birden	Catalon	Car	Justice	Postma	Ward
Oklahoma	-	22-88-0	-	-	-	18-1-0
Lamar	-	-	20-109-1	27-111-2	7-106-2	-
Cincinnati	1-4-0	16-67-0	5-25-0	-	-	26-73-2
Texas State	7-21-1	10-70-1	5-13-0	7-38-0	3-19-2	7-39-1
UConn	9-27-1	-	4-8-0	-	1-(-2)-0	12-65-2
Navy	13-51-1	-	1-3-0	-	-	17-94-1
Tulsa	14-82-3	-	14-48-1	-	-	25-142-0
SMU	1-5-0	17-54-0	-	-	-	17-3-0
UCF	11-76-0	19-82-1	-	-	-	17-15-2
Tulane	3-11-0	20-50-0	-	-	5-13-0	5-(-3)-0
Louisville	2-10-0	14-39-1	-	-	-	15-24-0
Memphis	1-2-0	13-60-1	-	-	-	16-65-0
San Diego State	-	14-18-0	-	-	-	22-0-1

Kicking (FG-FG Seq.-PAT)

		Cummings	
Oklahoma	4-4	35, 26, 33, 47	3-3
Lamar	0-2	(31), (25)	6-6
Cincinnati	1-1	32	5-5
Texas State	1-1	31	6-8
UConn	-	-	6-6
Navy	2-2	39, 36	4-5
Tulsa	1-1	33	5-5
SMU	0-2	(47), (19)	2-2
UCF	1-1	31	4-4
Tulane	-	-	4-4
Louisville	2-2	33, 46	4-4
Memphis	3-3	41, 25, 26	5-5
San Diego State	1-1	31	1-1

Passing (Comp.-Att.-Int.-Yards-TD)

	Postma	Ward
Oklahoma	-	23-40-0-321-2
Lamar	14-25-1-125-0	-
Cincinnati	-	24-36-2-326-1
Texas State	4-5-0-16-0	20-26-0-289-2
UConn	8-10-0-37-0	32-38-0-389-3
Navy	-	32-50-2-359-3
Tulsa	-	26-34-1-254-0
SMU	-	21-33-0-241-2
UCF	-	26-37-3-240-1
Tulane	3-6-1-32-0	18-30-0-189-2
Louisville	-	25-44-0-233-2
Memphis	-	47-67-1-487-4
San Diego State	-	25-34-4-229-0

Punting

Roy	No.	Avg.	Long	50+	I-20	I-10	TB	FC	Ret.
Oklahoma	4	44.0	50	1	-	-	1	2	1-10
Lamar	1	50.0	50	1	-	-	1	-	-
Cincinnati	6	34.7	41	-	4	2	-	4	-
Texas State	3	39.0	49	-	-	-	-	6	-
UConn	7	42.1	53	1	3	2	-	5	4-38
Navy	-	-	-	-	-	-	-	-	-
Tulsa	4	31.8	46	-	1	-	-	2	-
SMU	6	41.8	50	1	1	1	-	1	3-0
UCF	4	35.0	48	-	2	-	-	-	1-3
Tulane	11	44.2	53	2	6	2	2	4	2-12
Louisville	7	42.7	47	-	2	-	-	4	-
Memphis	2	44.0	48	-	-	-	-	1	1-1
San Diego State	4	40.0	46	-	1	-	-	1	3-16

Receiving (Rec.-Yards-TD)

	Allen	Birden	Bonner	Brooker	Catalon	Corbin	Dunbar	I. Johnson	King	Lark	Mark	McCloskey
Oklahoma	1-5-0	-	4-63-0	-	4-29-1	-	7-125-0	2-60-0	3-28-0	-	-	2-11-1
Lamar	2-30-0	-	3-46-0	1-4-0	-	-	2-7-0	-	4-25-0	1-8-0	-	1-5-0
Cincinnati	5-94-1	-	8-119-0	-	5-20-0	-	2-18-0	1-32-0	1-3-0	-	-	1-32-0
Texas State	4-52-0	-	6-52-1	-	-	-	5-79-1	1-14-0	4-61-1	-	-	2-29-0
UConn	7-85-0	-	12-159-1	-	-	-	5-97-1	2-18-0	7-32-0	2-18-0	3-8-0	1-3-1
Navy	7-87-1	2-22-1	9-117-0	-	-	-	9-112-1	1-(-1)-0	3-21-0	-	-	-
Tulsa	7-89-0	2-21-0	13-97-0	-	-	-	3-42-0	1-5-0	-	-	-	-
SMU	5-84-0	1-6-0	4-24-0	-	4-66-0	-	3-20-1	-	3-3-0	-	-	1-2-1
UCF	3-47-0	1-(-2)-0	-	1-6-1	7-40-0	-	5-52-0	-	4-55-0	-	-	5-42-0
Tulane	3-64-1	-	9-97-0	-	4-8-0	2-17-0	2-33-1	-	-	-	-	1-2-0
Louisville	4-105-1	1-7-0	8-67-0	-	9-68-2	1-0-0	3-36-0	-	-	-	-	-
Memphis	8-73-2	-	17-235-1	-	7-41-0	-	5-48-0	3-6-0	-	-	-	7-86-1
San Diego State	-	-	5-42-0	-	4-9-0	3-51-0	2-23-0	4-31-0	-	-	-	2-21-0



2016 STARTERS

2017 SEASON

COACHING STAFF

THE COUGARS

SEASON REVIEW

HISTORY & RECORDS

OFFENSE

	LT	LG	C	RG	RT	QB	TB	X	H	TE	Z
Oklahoma	J. Jones	Denley	Noble	Long	Rodgers	Ward	Justice	Allen	Bonner	Dunbar	McCloskey
Lamar	J. Jones	Fontana	Noble	Long	Rodgers	Postma	Justice	Allen	Bonner	Dunbar	McCloskey
Cincinnati	J. Jones	Fontana	Noble	Long	Rodgers	Ward	Catalon	Allen	King	Dunbar	McCloskey
Texas State	J. Jones	Eloph	Noble	M. Oliver	Rodgers	Ward	Catalon	Allen	Bonner	Dunbar	McCloskey
UConn	J. Jones	Eloph	Noble	M. Oliver	Rodgers	Ward	Birden	Allen	Bonner	Dunbar	McCloskey
Navy	J. Jones	Eloph	Noble	M. Oliver	Rodgers	Ward	Birden	Allen	Bonner	Dunbar	King^
Tulsa	J. Jones	Eloph	Noble	Fontana	Rodgers	Ward	Birden	Allen	Bonner	Dunbar	McCloskey
SMU	J. Jones	Fontana	Noble	Long	B. Jones	Ward	Birden	Allen	King	Dunbar	McCloskey
UCF	J. Jones	Denley	Fontana	M. Oliver	B. Jones	Ward	Catalon	Allen	King	Dunbar	McCloskey
Tulane	J. Jones	Denley	Noble	M. Oliver	B. Jones	Ward	Catalon	Allen	Birden*	Dunbar	McCloskey
Louisville	J. Jones	Denley	Noble	M. Oliver	B. Jones	Ward	Catalon	Allen	Corbin	Dunbar	McCloskey
Memphis	J. Jones	Denley	Noble	M. Oliver	B. Jones	Ward	Catalon	I. Johnson	Bonner	Dunbar	McCloskey
San Diego State	J. Jones	Denley	Noble	M. Oliver	B. Jones	Ward	Catalon	Corbin	Bonner	Dunbar	McCloskey

* - Started two running backs ^ - Started four receivers

DEFENSE

	DE	DT	DE	OLB	ILB	ILB	OLB	CB	SS	FS	CB
Oklahoma	Carter	E. Oliver	Malveaux	Bowser	Adams	Taylor	B. Wilson*	H. Wilson	Davis	K. Williams	Winchester
Lamar	Carter	E. Oliver	Malveaux	Bowser	Adams	Taylor	B. Wilson*	H. Wilson	Davis	K. Williams	Winchester
Cincinnati	Carter	E. Oliver	Malveaux	Bowser	Adams	Taylor	Egbule	H. Wilson	T. Williams	K. Williams	Winchester
Texas State	Carter	E. Oliver	Malveaux	Bowser	Adams	Taylor	Davis	H. Wilson	T. Williams	K. Williams	Winchester
UConn	Carter	E. Oliver	Malveaux	Egbule	Hines	Taylor	Davis	H. Wilson	T. Williams	K. Williams	Winchester
Navy	Carter	E. Oliver	Malveaux	Thurman^	Adams	Hines	Vaughan^	H. Wilson	Davis	K. Williams	Winchester
Tulsa	Carter	E. Oliver	Malveaux	Egbule	Adams	Taylor	Hines	H. Wilson	Davis	K. Williams	B. Wilson
SMU	Carter	E. Oliver	Malveaux	Egbule	Adams	Taylor	Davis*	H. Wilson	T. Williams	K. Williams	B. Wilson
UCF	Thurman	E. Oliver	Malveaux	Egbule	Hines	Taylor	Davis*	H. Wilson	T. Williams	K. Williams	B. Wilson
Tulane	Thurman	E. Oliver	Malveaux	Bowser	Adams	Taylor	B. Wilson*	H. Wilson	Davis	K. Williams	Winchester
Louisville	Thurman	E. Oliver	Malveaux	Bowser	Adams	Taylor	Hines	H. Wilson	Davis	K. Williams	B. Wilson
Memphis	Thurman	E. Oliver	Malveaux	Bowser	Adams	Taylor	Hines	H. Wilson	Davis	K. Williams	B. Wilson
San Diego State	Thurman	E. Oliver	Malveaux	Bowser	Adams	Taylor	Hines	H. Wilson	Davis	K. Williams	Winchester

* - Started five defensive backs ^ - Started five defensive linemen

SPECIALISTS

	KO	PK	P	H	PR	KR	KR	LS
Oklahoma	Cummings	Cummings	Roy	Postma	Dunbar	B. Wilson	Kokuma	Simpson
Lamar	Cummings	Cummings	Roy	Postma	Dunbar	B. Wilson	Kokuma	Simpson
Cincinnati	Cummings	Cummings	Roy	Postma	King	B. Wilson	Kokuma	Simpson
Texas State	Cummings	Cummings	Roy	Postma	King	King	Birden	Simpson
UConn	Cummings	Cummings	Roy	Postma	King	King	Birden	Simpson
Navy	Cummings	Cummings	Roy	Postma	King	King	Birden	Simpson
Tulsa	Cummings	Cummings	Roy	Postma	King	B. Wilson	Justice	Simpson
SMU	Cummings	Cummings	Roy	Postma	King	B. Wilson	King	Simpson
UCF	Cummings	Cummings	Roy	Postma	King	B. Wilson	King	Simpson
Tulane	Cummings	Cummings	Roy	Postma	Wilder	B. Wilson	King	Simpson
Louisville	Cummings	Cummings	Roy	Postma	Wilder	B. Wilson	Birden	Simpson
Memphis	Cummings	Cummings	Roy	Postma	Wilder	B. Wilson	Birden	Simpson
San Diego State	Cummings	Cummings	Roy	Postma	Wilder	B. Wilson	Birden	Simpson



2016 PARTICIPATION

2017 SEASON

COACHING STAFF

THE COUGARS

SEASON REVIEW

HISTORY & RECORDS

Players	Oklahoma	Lamar	Cincinnati	Texas State	UConn	Navy	Tulsa	SMU	UCF	Tulane	Louisville	Memphis	San Diego State
Adams	S-LB	S-LB	S-LB	S-LB	-	S-LB	S-LB	S-LB	-	S-LB	S-LB	S-LB	S-LB
Allen	S-WR	S-WR	S-WR	S-WR	S-WR	S-WR	S-WR	S-WR	S-WR	S-WR	S-WR	S-WR	S-WR
Birden	-	x	x	x	S-RB	S-RB	S-RB	S-RB	x	S-RB	x	x	x
Bonner	S-WR	S-WR	x	S-WR	S-WR	S-WR	S-WR	x	-	x	x	S-WR	S-WR
Bowser	S-LB	S-LB	S-LB	S-LB	-	-	-	-	-	S-LB	S-LB	S-LB	S-LB
Brooker	x	x	x	x	x	x	x	x	x	x	x	x	-
Brown	-	x	-	x	x	-	-	-	x	-	-	-	x
Burrell	-	x	-	x	x	x	x	x	x	-	-	-	-
Car	-	x	x	x	x	x	x	x	x	x	-	-	-
Carter	S-DE	S-DE	S-DE	S-DE	S-DE	S-DE	S-DE	S-DE	-	x	x	-	S-DE
Catalon	x	-	S-RB	S-RB	-	-	-	x	S-RB	S-RB	S-RB	S-RB	S-RB
Corbin	-	x	-	-	x	-	-	-	x	x	x	x	S-WR
Cummings	x	x	x	x	x	x	x	x	x	x	x	x	x
Davis	S-SAF	S-SAF	x	S-SAF	S-SAF	S-SAF	S-SAF	S-SAF	S-SAF	S-SAF	S-SAF	S-SAF	S-SAF
Denley	S-LG	x	-	-	x	-	-	-	S-LG	S-LG	S-LG	S-LG	S-LG
Deshotel	x	x	x	x	x	-	-	-	-	-	-	-	-
Dotson	-	x	-	-	-	-	-	-	-	-	-	-	-
Doubenmier	x	x	-	x	x	x	x	x	x	x	x	x	x
Dunbar	S-WR	S-WR	S-WR	S-WR	S-WR	S-WR	S-WR	S-WR	S-WR	S-WR	S-WR	S-WR	S-WR
Egbule	x	x	S-LB	x	S-LB	x	S-LB	S-LB	S-LB	x	x	x	x
Eke	x	x	-	x	x	-	x	-	x	-	-	-	x
Eloph	-	x	-	S-LG	S-LG	S-LG	S-LG	x	-	-	-	-	-
Ezell	-	x	-	x	-	-	x	-	-	-	-	-	-
Fleming	-	x	x	x	x	-	x	-	-	x	x	x	-
Fontana	x	S-LG	S-LG	x	x	x	S-RG	S-LG	S-C	x	-	-	x
Fruge	-	x	x	x	x	x	x	x	-	-	-	-	-
Gilbert	-	x	x	x	x	-	-	-	x	-	-	-	-
Godfrey	x	x	x	x	x	-	-	-	-	-	-	-	-
Hines	x	x	x	x	S-LB	S-LB	S-LB	x	S-LB	x	S-LB	S-LB	S-LB
B. Hirsch	-	x	-	-	-	-	-	-	-	-	-	-	-
C. Johnson	-	x	x	x	x	x	x	-	-	-	-	-	-
I. Johnson	x	x	x	x	x	x	x	x	-	-	x	S-WR	x
B. Jones	x	x	-	x	x	-	x	S-RT	S-RT	S-RT	S-RT	S-RT	S-RT
J. Jones	S-LT	S-LT	S-LT	S-LT	S-LT	S-LT	S-LT	S-LT	S-LT	S-LT	S-LT	S-LT	S-LT
Justice	S-RB	S-RB	-	x	x	x	x	-	x	x	x	x	x
King	x	x	S-WR	x	x	S-WR	x	S-WR	S-WR	x	-	-	-
Kokuma	x	x	x	-	-	-	-	-	x	-	-	-	-
Lark	-	x	-	-	x	-	-	x	x	-	-	-	-
Leday	-	-	-	-	-	-	-	x	x	-	-	-	-
Leslie	-	-	-	x	-	-	-	x	x	x	x	x	x
Long	S-RG	S-RG	S-RG	-	x	x	x	S-RG	x	x	x	x	x
Malveaux	S-DE	S-DE	S-DE	S-DE	S-DE	S-DE	S-DE	S-DE	S-DE	S-DE	S-DE	S-DE	S-DE
Mark	-	x	-	-	x	x	x	x	-	x	x	x	x
McClendon	-	-	-	-	-	-	-	-	-	-	x	x	x
McCloskey	S-TE	S-TE	S-TE	S-TE	S-TE	x	S-TE	S-TE	S-TE	S-TE	S-TE	S-TE	S-TE
McCoy	-	-	-	x	-	-	-	-	-	-	-	-	-
McLemore	-	x	-	-	-	-	-	-	-	-	-	-	-
Milburn	-	x	x	x	x	x	x	x	x	x	x	x	x
Myres	-	-	-	-	x	-	-	-	-	-	-	-	-
Noble	S-C	S-C	S-C	S-C	S-C	S-C	S-C	S-C	-	S-C	S-C	S-C	S-C
E. Oliver	S-DT	S-DT	S-DT	S-DT	S-DT	S-DT	S-DT	S-DT	S-DT	S-DT	S-DT	S-DT	S-DT
M. Oliver	-	x	x	S-RG	S-RG	S-RG	-	-	S-RG	S-RG	S-RG	S-RG	S-RG
Postma	x	S-QB	x	x	x	x	x	x	x	x	-	-	-
Reid	-	x	-	-	-	-	-	-	-	-	-	-	-
Robertson	-	-	-	-	x	-	-	-	-	-	-	-	-
Robinson	-	x	x	x	x	x	x	x	x	-	x	x	x
Rodgers	S-RT	S-RT	S-RT	S-RT	S-RT	S-RT	S-RT	-	-	-	x	-	-
Roy	x	x	x	x	x	x	x	x	x	x	x	x	x
Scarbrough	-	-	-	x	-	-	-	-	-	-	-	-	-
Simpson	x	x	x	x	x	x	x	x	x	x	x	x	x
Singleton	x	x	x	x	x	x	x	x	x	x	x	x	x
J. Smith	x	x	x	x	x	-	-	x	x	x	x	x	x
K. Smith	-	-	-	x	-	-	-	-	x	x	x	-	x
Stevenson	-	-	-	-	-	-	-	x	x	-	-	-	-
Taylor	S-LB	S-LB	S-LB	S-LB	S-LB	-	S-LB	S-LB	S-LB	S-LB	S-LB	S-LB	S-LB
Thomas	-	-	-	-	-	-	-	x	x	-	-	x	x
Thurman	x	x	x	x	x	S-DL	x	x	S-DE	S-DE	S-DE	S-DE	S-DE
Tynes	-	x	x	x	x	x	x	-	x	-	x	-	-
Vaughan	x	x	-	x	x	S-DL	x	x	x	x	x	x	-
Ward	S-QB	-	S-QB	S-QB	S-QB	S-QB	S-QB	S-QB	S-QB	S-QB	S-QB	S-QB	S-QB
Wildberger	-	-	-	x	-	-	-	-	-	-	-	-	-
Wilder	x	x	x	x	x	x	x	x	x	x	x	x	x
Ja. Williams	-	x	-	x	x	-	-	-	x	x	x	x	x
Jo. Williams	x	-	-	x	x	x	x	-	-	-	-	-	-
K. Williams	S-SAF	S-SAF	S-SAF	S-SAF	S-SAF	S-SAF	S-SAF	S-SAF	S-SAF	S-SAF	S-SAF	S-SAF	S-SAF
T. Williams	x	x	S-SAF	S-SAF	S-SAF	x	x	S-SAF	S-SAF	x	x	x	x
B. Wilson	S-CB	S-CB	x	-	-	-	S-CB	S-CB	S-CB	S-CB	S-CB	S-CB	x
H. Wilson	S-CB	S-CB	S-CB	S-CB	S-CB	S-CB	S-CB	S-CB	S-CB	S-CB	S-CB	S-CB	S-CB
Winchester	S-CB	S-CB	S-CB	S-CB	S-CB	S-CB	x	x	x	S-CB	S-CB	x	S-CB
x - played													



THE LAST TIME...

2017 SEASON

COACHING STAFF

THE COUGARS

SEASON REVIEW

HISTORY & RECORDS

HOUSTON INDIVIDUAL

- Rushed for 100 yards**
142, Greg Ward Jr. vs. Tulsa, 10/15/16
- Rushed for 200 yards**
210, Charles Sims vs. North Texas, 10/6/12
- Passed for 300 yards**
487, Greg Ward Jr. at Memphis, 11/25/16
- Passed for 400 yards**
487, Greg Ward Jr. at Memphis, 11/25/16
- Passed for 500 yards**
580, David Piland vs. Louisiana Tech, 9/8/12
- Had 100 yards receiving**
235, Linell Bonner at Memphis, 11/25/16
- Had 200 yards receiving**
235, Linell Bonner at Memphis, 11/25/16
- Returned a punt for a touchdown**
Demarcus Ayers at Tulane, 10/16/15 (73 yards)
- Returned a kickoff for a touchdown**
D'Eriq King at Texas State, 9/24/16 (99 yards)
- Returned an interception for a touchdown**
Steven Taylor at Cincinnati, 9/15/16 (74 yards)
Howard Wilson at Cincinnati, 9/15/16 (28 yards)
- Returned a fumble for a touchdown**
Jeremy Winchester vs. Tulane, 11/12/16 (0 yards)
- Returned a blocked field goal for a TD**
Brandon Wilson at UTSA, 9/28/13 (78 yards)
- Returned a missed field goal for a TD**
Brandon Wilson vs. Oklahoma, 9/3/16 (100 yards)
- Returned a blocked punt for a touchdown**
Zack Chatman at Arkansas, 10/12/91 (recovered in end zone)
- Rushed for three touchdowns**
3, Dillon Birden vs. Tulsa, 10/15/16
- Threw four touchdown passes**
4, Greg Ward Jr. at Memphis, 11/25/16
- Caught three touchdown passes**
3, Deontay Greenberry at Rutgers, 10/26/13
- Kicked three field goals**
3, Ty Cummings at Memphis, 11/25/16
- Had a 70-yard run from scrimmage**
72, Ryan Jackson vs. Tulane, 11/24/12
- Had a 70-yard pass completion**
89, Greg Ward Jr. to Markeith Ambles at Cincinnati, 12/6/14
- Had 50-yard field goal**
51, Kyle Bullard vs. UCF, 10/2/14

HOUSTON TEAM

- 400 yards rushing**
496 vs. Louisville, 9/28/85
- 300 yards rushing**
381 vs. Lamar, 9/10/16
- Had two 100-yard rushers**
Kevin Justice (111), Mulbah Car (109) & Kyle Postma (106) vs. Lamar, 9/10/16
- 500 yards passing**
580 vs. Louisiana Tech, 9/8/12
- 400 yards passing**
487 at Memphis, 11/25/16
- 300 yards passing**
487 at Memphis, 11/25/16
- 600 yards total offense**
624 at Memphis, 11/25/16
- 500 yards total offense**
624 at Memphis, 11/25/16
- 30 first downs**
33 at Memphis, 11/25/16
- 50 points**
64 at Texas State, 9/24/16
- Scored a safety**
vs. Louisville, 11/17/16
- Posted a shutout**
42-0 vs. Lamar, 9/10/16
- Held opponent under 100 yards rushing**
40 vs. UCF, 10/29/16
- Held opponent under 100 yards passing**
76 at Navy, 10/8/16
- Held an opponent under 200 total yards**
195 vs. UCF, 10/29/16
- Blocked a punt**
vs. Cincinnati, 11/7/15
- Blocked a field goal**
at Louisville, 9/12/15
- Blocked an extra point attempt**
vs. Rice, 9/21/13
- Had no turnovers**
vs. Louisville, 11/17/16

OPPONENT INDIVIDUAL

- Rushed for 100 yards**
115, Donnel Pumphrey, San Diego State, 12/17/16
- Rushed for 200 yards**
240, Joe Banyard, UTEP, 9/29/11
- Passed for 300 yards**
409, Riley Ferguson, Memphis, 11/25/16
- Passed for 400 yards**
409, Riley Ferguson, Memphis, 11/25/16
- Had 100 yards receiving**
169, Anthony Miller, Memphis, 11/25/16
142, Phil Mayhue, Memphis, 11/25/16
- Returned a punt for a touchdown**
82, Dez Bryant, Oklahoma State, 9/12/09
- Returned a kickoff for a touchdown**
100, Jonathan Warzeka, Air Force, 12/31/09
- Returned an interception for a touchdown**
54, Ron Smith, San Diego State, 12/17/16
- Returned a fumble for a touchdown**
20, Kevin Pope, SMU, 10/8/12
- Returned a blocked punt for a touchdown**
Kinny Spotwood, Tulsa, 10/1/05 (23 yards)
- Returned a blocked field goal for a TD**
Alex Lyons, Rice, 9/21/13 (62 yards)
- Rushed for three touchdowns**
3, Zack Langer, Tulsa, 10/3/15
- Threw three touchdown passes**
4, Anthony Riley, Memphis, 11/25/16
- Caught three touchdown passes**
3, Danny Webster, ECU, 11/3/12
- Kicked three field goals**
3, Bennett Moehring, Navy, 10/8/16
- Had a 70-yard run from scrimmage**
73, Marcus Curry, Texas State, 9/1/12
- Had a 70-yard pass completion**
77, Jared Davis to Brock McCain, Tennessee State, 9/5/15
- Had a 50-yard field goal**
52, Ricky Aguayo, Florida State, 12/31/15

OPPONENT TEAM

- 400 yards rushing**
409, Mississippi State, 10/9/10
- 300 yards rushing**
306, Navy, 10/8/16
- 400 yards passing**
409, Memphis, 11/25/16
- 300 yards passing**
409, Memphis, 11/25/16
- 500 yards total offense**
555, Memphis, 11/25/16
- 30 first downs**
33, Cincinnati, 12/6/14
- 50 points**
56, Louisiana Tech, 9/8/12
- Scored a safety**
Navy, 10/8/16
- Posted a shutout**
48-0, Texas, 9/23/00
- Held UH under 100 yards rushing**
25, San Diego State, 12/17/16
- Held UH under 100 yards passing**
89, USF, 11/1/14
- Held UH under 200 total yards**
195, Louisville, 11/16/13
- Blocked a punt**
Southern Miss, 12/3/11
- Blocked a field goal attempt**
Tulsa, 11/22/14
- Blocked an extra point attempt**
Navy, 10/8/16
- Had no turnovers**
San Diego State, 12/17/16

UH'S RECORD WHEN...

	2016
Playing at home	6-0
Playing on the road	2-3
Playing on a neutral field	1-1
Playing at night	5-1
Playing during the day	4-3
UH scores on first possession	5-2
Opponent scores on first possession	1-1
UH scores first	7-2
Opponent scores first	2-2
UH leads after 1st quarter	5-1
Opponent leads after 1st quarter	2-2
Teams are tied after 1st quarter	2-1
UH leads at halftime	6-1
Opponent leads at halftime	1-2
Teams are tied at halftime	2-1
UH leads after 3rd quarter	8-0
Opponent leads after 3rd quarter	1-4
Teams are tied after 3rd quarter	0-0
Game goes to overtime	0-0
UH has more total yards	8-2
Opponent has more total yards	1-2
UH has more rushing yards	7-0
Opponent has more rushing yards	2-4
UH has more passing yards	6-4
Opponent has more passing yards	3-0
UH has more turnovers	2-4
Opponent has more turnovers	3-0
Teams have equal turnovers	4-0
UH has more penalties	5-1
Opponent has more penalties	4-3
Teams have equal penalties	0-0
UH has more time of possession	7-3
Opponent has more time of possession	2-1
UH has 100-yard rusher	2-0
Opponent has 100-yard rusher	0-3
UH scores at least 20 points	9-2
Opponent scores at least 20 points	3-4
UH throws for 300 yards	4-2
Opponent throws for 300 yards	2-1
Playing on natural grass	0-0
Playing on artificial surface	9-4
UH defense scores	4-0
Opponent defense scores	0-2
UH returns KO/Punt for touchdown	1-0
Opponent returns KO/Punt for TD	0-0



SEASON HIGHS

2017 SEASON

COACHING STAFF

THE COUGARS

SEASON REVIEW

HISTORY & RECORDS

HOUSTON INDIVIDUAL HIGHS

Rushes	27, Kevrin Justice vs. Lamar (9.10)
Yards Rushing	142, Greg Ward Jr. vs. Tulsa (10.15)
Long Rush	46, Dillon Birden vs. UCF (10.29)
TD Rushes	3, Dillon Birden vs. Tulsa (10.15)
Pass Attempts	67, Greg Ward Jr. at Memphis (11.25)
Pass Completions	47, Greg Ward Jr. at Memphis (11.25)
Yards Passing	487, Greg Ward Jr. at Memphis (11.25)
TD Passes	4, Greg Ward Jr. at Memphis (11.25)
Long Pass	55, Greg Ward Jr. at Memphis (11.25)
Receptions	17, Linell Bonner at Memphis (11.25)
Yards Receiving	235, Linell Bonner at Memphis (11.25)
TD Receptions	2, two players
Long Reception	55, Linell Bonner at Memphis (11.25)
Field Goals	4, Ty Cummings vs. Oklahoma (9.3)
Long Field Goal	47, Ty Cummings vs. Oklahoma (9.3)
Punts	11, Dane Roy vs. Tulane (11.12)
Punting Average	50.0, Dane Roy vs. Lamar (9.10)
Long Punt	53, Dane Roy, twice, last vs. Tulane (11.12)
Long Kickoff Return	99, D'Eriq King at Texas State (9.24)
Tackles	14, Steven Taylor vs. Louisville (11.17)
Sacks	3.0, Tyus Bowser, Tulane (11.12)
Tackles for loss	4.5, Ed Oliver vs. UCF (10.29)
Interceptions	2, Howard Wilson at Cincinnati (9.15)

HOUSTON TEAM HIGHS

Rushes	71 vs. Lamar (9.10)
Yards Rushing	381 vs. Lamar (9.10)
Yards Per Rush	5.4 vs. Lamar (9.10)
TD Rushes	6 vs. Lamar (9.10)
Pass Attempts	69, at Memphis (11.25)
Pass Completions	47, at Memphis (11.25)
Yards Passing	487, at Memphis (11.25)
Yards Per Pass Attempt	10.0 at Texas State (9.24)
TD Passes	4, at Memphis (11.25)
Total Plays	101, at Memphis (11.25)
Total Offense	624, at Memphis (11.25)
Yards Per Play	6.9 at Texas State (9.24)
Points	64 vs. Texas State (9.24)
Sacks by Houston	11, Louisville (11.17)
First Downs	33, at Memphis (11.25)
Penalties	10 vs. Tulsa (10.15)
Penalty Yards	104 vs. Tulsa (10.15)
Turnovers by Houston	4, twice, last vs SDSU (12.17)
Interceptions thrown by Houston	3 at Cincinnati (9.15)

GAME OPENING DRIVES

Opp.	Houston				Opponent			
	Plays	Yds.	TOP	Result	Plays	Yds.	TOP	Result
Oklahoma	10	71	3:30	Field Goal	8	79	3:17	TD
Lamar	4	70	1:31	TD	3	7	1:29	Punt
Cincinnati	7	29	3:55	Punt	4	19	1:13	Punt
Texas State	12	59	3:40	TD	3	-2	0:55	Punt
UConn	5	19	1:48	Punt	3	6	0:49	Punt
Navy	5	70	1:39	TD	3	0	2:08	Punt
Tulsa	8	76	2:23	TD	3	0	0:52	Punt
SMU	4	38	1:56	Fumble	3	1	0:59	Punt
UCF	4	13	1:28	INT	3	1	1:33	Punt
Tulane	3	4	1:17	Punt	0	-11	0:00	Fumble
Louisville	1	13	0:06	TD	0	-2	0:05	Fumble
Memphis	11	51	3:17	Punt	2	74	0:42	TD
San Diego State	3	4	1:09	Punt	3	0	1:43	Punt

OPPONENT INDIVIDUAL HIGHS

Rushes	32, Will Worth, Navy (10.8)
Yards Rushing	115, two players, last Braeden West, SMU (10.22)
TD Rushes	1, 16 players
Long Rush	40, Braeden West, SMU (10.22)
Pass Attempts	51, Dane Evans, Tulsa (10.15)
Pass Completions	30, Riley Ferguson, Memphis (11.25)
Yards Passing	409, Riley Ferguson, Memphis (11.25)
TD Passes	4, Riley Ferguson, Memphis (11.25)
Long Pass	67, Riley Ferguson, Memphis (11.25)
Receptions	15, Anthony Miller, Memphis (11.25)
Yards Receiving	169, Anthony Miller, Memphis (11.25)
TD Receptions	2, three players
Long Reception	67, Phil Mayhue, Memphis (11.25)
Field Goals	3, Bennett Moehring, Navy (10.8)
Long Field Goal	41, two players
Punts	12, Justin Wain, UConn (9.29)
Punting Average	50.6, Mason King, Louisville (11.17)
Long Punt	58, Mason King, Louisville (11.17)
Long Punt Return	23, Sherman Badie, Tulane (11.12)
Long Kickoff Return	85, Dishan Romine, Navy (10.8)
Tackles	18, Antonio Kinard, Cincinnati (9.15)
Sacks	3.0, Jarvis Pruitt, SMU (10.22)
Tackles For Loss	3.5, Tanzel Smart, Tulane (11.12)
Interceptions	2, three players

OPPONENT TEAM HIGHS

Rushes	63, Navy (10.8)
Yards Rushing	306, Navy (10.8)
Yards Per Rush	4.9, Navy (10.8)
TD Rushes	3, twice, last vs. UCF (10.29)
Pass Attempts	51, Tulsa (10.15)
Pass Completions	30, Memphis (11.25)
Yards Passing	409, Memphis (11.25)
Yards Per Pass Attempt	15.2, Navy (10.8)
TD Passes	4, at Memphis (11.25)
Total Plays	86, Tulsa (10.15)
Total Offense	555, Memphis (11.25)
Yards Per Play	7.0, Memphis (11.25)
Points	48, Memphis (11.25)
Sacks by Opponent	7, SMU (10.22)
First Downs	28, Memphis (11.25)
Penalties	15, Louisville (11.17)
Penalty Yards	114, Louisville (11.17)
Turnovers by Opponent	4, UCF (10.29)
Interceptions by	4, San Diego State (12.17)

SECOND HALF OPENING DRIVES

Opp.	Houston				Opponent			
	Plays	Yds.	TOP	Result	Plays	Yds.	TOP	Result
Oklahoma	3	-6	2:02	Punt	10	36	4:30	Msd FG
Lamar	7	40	3:26	TD	3	-7	2:04	Punt
Cincinnati	10	29	3:46	Punt	2	-11	0:44	Safety
Texas State	3	8	1:53	Punt	5	16	1:53	Punt
UConn	9	74	3:13	TD	8	25	2:52	Punt
Navy	6	16	1:00	Fumble	6	41	2:57	TD
Tulsa	9	41	3:31	Fumble	5	26	1:53	Punt
SMU	3	3	0:58	Punt	3	4	1:32	Punt
UCF	2	-12	0:36	Fumble	4	-10	1:19	FG
Tulane	8	33	2:53	Punt	6	28	3:19	Punt
Louisville	3	-8	1:18	Punt	9	64	3:40	TD
Memphis	7	65	1:55	TD	3	1	0:57	Punt
San Diego State	3	10	0:47	INT	5	18	3:19	Punt



GAME-BY-GAME COMPARISONS

Opp.	Score	First Downs				Rushes-Yds	Comp-Att-Int	Pass Yds	Total Plays-Yds	TO forced	Sacks by
		Total	By Rush	By Pass	By Pen						
Oklahoma	W, 33-23	25	5	16	4	40-89	23-40-0	321	80-410	2	5
Lamar	W, 42-0	25	17	7	1	71-381	15-26-1	130	97-511	1	3
Cincinnati	W, 40-16	28	14	14	0	57-180	24-36-2	326	93-506	3	3
Texas State	W, 64-3	32	14	14	4	50-243	25-32-0	320	82-563	1	3
UConn	W, 42-14	27	6	20	1	30-114	40-49-0	426	79-540	0	4
Navy	L, 40-46	28	8	20	0	33-125	32-50-2	359	83-484	0	0
Tulsa	W, 38-31	30	15	15	0	55-268	26-34-1	254	89-522	2	1
SMU	L, 16-38	13	5	8	0	35-62	21-33-0	241	68-303	1	0
UCF	W, 31-24	22	10	12	0	49-158	26-37-3	240	86-398	4	3
Tulane	W, 30-18	14	5	8	1	35-66	21-37-1	221	72-287	1	3
Louisville	W, 36-10	21	5	15	1	33-64	27-46-0	298	79-362	3	11
Memphis	L, 44-48	33	10	20	3	32-137	47-69-1	487	101-624	0	1
San Diego State	L, 10-34	16	7	9	0	41-25	34-25-4	229	75-254	0	2
Totals		314	121	178	15	561-1,912	361-514-15	3,852	1,084-5,764	18	39

Opp.	3rd Down Conversions	4th Down Conversions	Avg. Time of Possession	TOP Margin	Avg Yds/Rush	Avg Yds/Pass Att.	Avg Yds/Play	Avg Punting Number-Avg	Penalties No-Yds
Lamar	12-21 / 3-13	4-6 / 0-0	39:54 / 20:06	19:48	5.4 / 0.5	5.0 / 4.5	5.3 / 1.8	1-50.0 / 10-37.5	2-15 / 6-43
Cincinnati	11-21 / 3-12	1-1 / 0-1	38:08 / 21:52	16:56	3.2 / 1.2	9.1 / 7.1	5.4 / 4.8	6-34.7 / 8-41.9	4-45 / 2-15
Texas State	7-14 / 2-15	3-3 / 0-0	36:00 / 24:00	12:00	4.9 / 1.4	10.0 / 3.3	6.9 / 2.5	3-39.0 / 11-45.6	0-0 / 8-87
UConn	8-16 / 3-15	0-0 / 0-0	33:30 / 26:30	7:00	3.8 / 2.3	8.7 / 7.6	6.8 / 5.3	7-42.1 / 12-41.1	2-20 / 4-38
Navy	7-16 / 6-15	4-5 / 1-2	25:16 / 34:44	9:28	3.8 / 4.9	7.2 / 15.2	5.8 / 5.6	0-0.0 / 3-49.3	4-30 / 1-5
Tulsa	10-18 / 14-20	1-2 / 0-1	35:06 / 24:54	10:52	4.9 / 2.7	7.5 / 7.2	5.9 / 5.3	4-31.8 / 4-39.8	10-104 / 5-25
SMU	4-16 / 6-16	1-3 / 1-2	30:22 / 29:38	0:44	1.8 / 4.4	7.3 / 7.4	4.5 / 5.7	6-41.8 / 6-36.5	4-55 / 6-62
UCF	11-20 / 2-14	1-2 / 1-2	34:14 / 25:46	8:32	3.2 / 1.2	6.5 / 4.7	4.6 / 3.0	4-35.0 / 6-41.5	6-71 / 4-25
Tulane	7-17 / 5-19	0-0 / 1-4	28:32 / 31:28	2:04	1.9 / 2.8	6.0 / 5.7	4.0 / 4.4	11-44.2 / 9-37.3	7-55 / 5-33
Louisville	5-17 / 8-21	1-2 / 2-4	28:29 / 31:31	3:02	1.9 / 2.5	6.5 / 4.9	4.6 / 3.8	7-42.7 / 7-50.6	1-5 / 15-114
Memphis	11-21 / 8-16	3-3 / 2-2	33:01 / 26:59	6:02	4.3 / 4.3	7.1 / 9.1	6.2 / 7.0	2-44.0 / 4-37.5	9-69 / 10-94
San Diego State	7-17 / 2-12	0-3 / 0-0	32:12 / 27:48	4:24	0.6 / 3.4	6.7 / 9.1	3.4 / 5.0	4-40.0 / 7-36.7	2-10 / 3-25
Totals	109-231 / 69-202	19-30 / 8-19	33:03 / 26:56	8:32	3.2 / 2.6	7.4 / 7.3	5.3 / 4.7	59-37.6 / 91-41.5	58-554 / 74-632

Note: Game totals are displayed in the format HOUSTON/OPPONENT for each category.

THIRD DOWN CONVERSIONS

Opp.	Score	Overall	1st Qtr	2nd Qtr	3rd Qtr	4th Qtr	OT
Oklahoma	W, 33-23	9-17 (53%)	2-4 (50%)	4-5 (80%)	3-4 (75%)	0-4 (0%)	-
Lamar	W, 42-0	12-21 (57%)	3-5 (60%)	4-6 (67%)	3-5 (60%)	2-5 (40%)	-
Cincinnati	W, 40-16	11-21 (52%)	1-4 (25%)	2-4 (50%)	4-8 (50%)	4-5 (80%)	-
Texas State	W, 64-3	7-14 (50%)	3-6 (50%)	2-3 (66.7%)	1-3 (33.3%)	1-2 (50%)	-
UConn	W, 42-16	8-16 (50%)	1-3 (33%)	3-3 (100%)	4-5 (80%)	0-5 (0%)	-
Navy	L, 40-46	7-16 (44%)	1-3 (33%)	1-2 (50%)	5-7 (71%)	0-4 (0%)	-
Tulsa	W, 38-31	10-18 (56%)	3-5 (60%)	1-3 (33%)	3-4 (75%)	3-6 (50%)	-
SMU	L, 16-38	4-16 (25%)	1-3 (33%)	0-4 (0%)	3-5 (60%)	0-4 (0%)	-
UCF	W, 31-24	11-20 (55%)	4-5 (80%)	2-6 (33%)	1-4 (25%)	4-5 (80%)	-
Tulane	W, 30-18	7-17 (41%)	2-4 (50%)	3-4 (75%)	2-4 (50%)	0-5 (0%)	-
Louisville	W, 36-10	5-17 (29%)	2-5 (40%)	1-3 (33%)	0-3 (0%)	2-6 (33%)	-
Memphis	L, 44-48	11-21 (52%)	4-5 (80%)	2-4 (50%)	3-7 (43%)	2-5 (40%)	-
San Diego State	L, 10-34	7-17 (41%)	4-6 (67%)	0-2 (0%)	2-4 (50%)	1-5 (20%)	-
Houston		109-231 (47%)	31-58 (53%)	25-49 (51%)	34-63 (54%)	19-61 (31%)	-
Opponents		69-202 (34%)	17-52 (33%)	20-57 (35%)	16-46 (35%)	16-47 (34%)	-

FOURTH DOWN CONVERSIONS

Opp.	Score	Overall	1st Qtr	2nd Qtr	3rd Qtr	4th Qtr	OT
Oklahoma	W, 33-23	0-0	0-0	0-0	0-0	0-0	-
Lamar	W, 42-0	4-6 (67%)	0-1	2-2 (100%)	a1-2 (50%)	1-1 (100%)	-
Cincinnati	W, 40-16	1-1 (100%)	0-0	0-0	1-1 (100%)	0-0	-
Texas State	W, 64-3	3-3 (100%)	2-2 (100%)	1-1 (100%)	0-0	0-0	-
UConn	W, 42-16	0-0	0-0	0-0	0-0	0-0	-
Navy	L, 40-46	4-5 (80%)	1-1 (100%)	0-0	0-0	3-4 (75%)	-
Tulsa	W, 38-31	1-2 (50%)	0-0	0-0	0-1 (0%)	1-1 (100%)	-
SMU	L, 16-38	1-3 (33%)	0-0	1-1 (100%)	0-0	0-2 (0%)	-
UCF	W, 31-24	1-2 (50%)	0-0	1-1 (100%)	0-1 (0%)	0-0	-
Tulane	W, 30-18	0-0	0-0	0-0	0-0	0-0	-
Louisville	W, 36-10	1-2 (50%)	0-0	1-1 (100%)	0-0	0-1 (0%)	-
Memphis	L, 44-48	3-3 (100%)	0-0	0-0	2-2 (100%)	1-1 (100%)	-
San Diego State	L, 10-34	0-3 (0%)	0-0	0-0	0-0	0-3 (0%)	-
Houston		19-30 (63%)	3-4 (75%)	6-6 (100%)	4-7 (57%)	6-13 (46%)	-
Opponents		8-19 (42%)	2-2 (100%)	2-4 (50%)	3-4 (75%)	1-9 (11%)	-



SCORING DRIVES

2017 SEASON

COACHING STAFF

THE COUGARS

SEASON REVIEW

HISTORY & RECORDS

HOUSTON

Qtr.	Opp.	Time	Scoring Play	Conversion	Play-Yards	TOP	Score (UH-Opp)
1	San Diego State	6:38	Ty Cummings 31 yard field goal		10-24	3:31	3-0
1	San Diego State	1:22	Greg Ward Jr. 2 yard run	Cummings kick	10-74	3:56	10-0
1	Memphis	11:01	Ty Cummings 41 yard field goal		11-51	3:17	3-7
1	Memphis	5:09	Duke Catalon 10 yard run	Cummings kick	11-75	3:15	10-14
2	Memphis	14:54	Tyler McCloskey 29 yard pass from Greg Ward Jr.	Cummings kick	6-75	1:58	17-21
3	Memphis	12:56	Chance Allen 35 yard pass from Greg Ward Jr.	Cummings kick	7-65	1:55	24-34
3	Memphis	4:49	Ty Cummings 25 yard field goal		13-62	4:44	27-34
4	Memphis	13:07	Ty Cummings 26 yard field goal		18-64	5:40	30-34
4	Memphis	7:02	Linell Bonner 55 yard pass from Greg Ward Jr.	Cummings kick	7-79	2:32	37-34
4	Memphis	1:29	Chance Allen 3 yard pass from Greg Ward Jr.	Cummings kick	7-75	2:20	44-41
1	Louisville	14:49	Duke Catalon 13 yard pass from Greg Ward Jr.	Cummings kick	1-13	0:06	7-0
1	Louisville	0:49	Ty Cummings 33 yard field goal		7-21	2:16	10-0
2	Louisville	12:18	Duke Catalon 13 yard pass from Greg Ward Jr.	Cummings kick	7-56	2:24	17-0
2	Louisville	6:53	Duke Catalon 2 yard run	Cummings kick	12-73	3:17	24-0
2	Louisville	5:13	Chance Allen 50 yard pass from Linell Bonner	Cummings kick	2-55	0:47	31-0
4	Louisville	5:57	Ty Cummings 46 yard field goal		10-50	3:28	34-10
1	Tulane	13:43	Jeremy Winchester 0 yard fumble recovery	Cummings kick			7-0
1	Tulane	6:27	Greg Wad Jr. 5 yard run	Cummings kick	11-82	3:40	14-0
2	Tulane	7:17	Steven Dunbar 16 yard pass from Greg Ward Jr.	Cummings kick	6-53	2:30	21-10
2	Tulane	4:27	Chance Allen 6 yard pass from Greg Ward Jr.	Cummings kick	6-60	2:30	28-10
4	Tulane	3:51	Team safety				30-18
2	UCF	9:20	Ty Cummings 31 yard field goal		19-66	7:37	3-7
3	UCF	9:49	Greg Ward Jr. 1 yard run	Cummings kick	8-75	3:16	10-24
3	UCF	5:40	Romello Brooker 6 yard pass from Greg Ward Jr.	Cummings kick	4-29	1:37	17-24
4	UCF	12:55	Duke Catalon 12 yard run	Cummings kick	3-24	1:09	24-24
4	UCF	7:27	Greg Ward Jr. 14 yard run	Cummings kick	9-59	3:50	31-24
2	SMU	7:59	Steven Dunbar 32 yard pass from Greg Ward Jr.	Cummings kick	4-10	1:26	7-21
3	SMU	7:52	Tyler McCloskey 2 yard pass from Greg Ward Jr.	Cummings kick	12-70	4:32	14-28
4	SMU	0:48	Team safety				16-38
1	Tulsa	12:37	Dillon Birden 17 yard run	Cummings kick	8-76	2:23	7-0
1	Tulsa	1:54	Ty Cummings 33 yard field goal		13-60	5:33	10-3
2	Tulsa	11:07	Mulbah Car 6 yard run	Cummings kick	11-81	4:02	17-3
3	Tulsa	2:57	Dillion Birden 6 yard run	Cummings kick	9-66	3:52	24-17
4	Tulsa	8:29	Dillon Birden 8 yard run	Cummings kick	18-84	7:50	31-17
4	Tulsa	1:21	Emeke Egbule 24 yard fumble recovery	Cummings kick			38-31
1	Navy	11:13	Steven Dunbar 32 yard pass from Greg Ward Jr.	Cummings kick	5-70	1:39	7-0
1	Navy	8:00	Ty Cummings 39 yard field goal		7-25	2:55	10-7
2	Navy	14:00	Ty Cummings 36 yard field goal		9-25	3:11	13-10
2	Navy	8:41	Dillon Birden 19 yard pass from Greg Ward Jr.	Cummings kick	6-80	1:52	20-17
3	Navy	5:12	Greg Ward Jr. 8 yard run	Cummings kick	14-81	4:50	27-34
4	Navy	13:18	Dillon Birden 2 yard run	Kick blocked	8-73	3:07	33-41
4	Navy	1:57	Chance Allen 17 yard pass from Greg Ward Jr.	Cummings kick	13-70	2:41	40-46
2	UConn	14:20	Greg Ward 30 yard run	Cummings kick	9-80	3:09	7-0
2	UConn	9:11	Dillon Birden 1 yard run	Cummings kick	9-61	3:22	14-0
2	UConn	5:36	Tyler McCloskey 3 yard pass from Greg Ward Jr.	Cummings kick	6-60	2:26	21-0
2	UConn	1:37	Steven Dunbar 15 yard pass from Greg Ward Jr.	Cummings kick	6-86	2:23	28-0
3	UConn	11:47	Greg Ward Jr. 10 yard run	Cummings kick	9-74	3:13	35-7
3	UConn	4:58	Linell Bonner 4 yard pass from Greg Ward Jr.	Cummings kick	10-87	3:57	42-7
1	Texas State	10:25	Greg Ward Jr. 12 yard run	Kick failed	12-59	3:40	6-0
1	Texas State	5:10	D'Eriq King 48 yard pass from Greg Ward Jr.	Ty Cummings kick	6-95	2:26	13-0
1	Texas State	2:0	Ty Cummings 31 yard field goal		6-37	2:11	16-0
2	Texas State	13:25	Steven Dunbar 15 yard pass from Greg Ward Jr.	Kick failed	7-58	2:40	22-0
2	Texas State	10:40	Duke Catalon 13 yard run	Ty Cummings kick	4-61	1:33	29-0
2	Texas State	4:01	Dillon Birden 2 yard run	Ty Cummings kick	9-69	2:49	36-3
2	Texas State	0:29	Linell Bonner 5 yard pass from Greg Ward Jr.	Ty Cummings kick	9-75	2:36	43-3
3	Texas State	14:45	D'Eriq King 99 yard Kick-off return	Ty Cummings kick			50-3
3	Texas State	8:12	Kyle Postma 21 yard run	Ty Cummings kick	4-53	1:35	57-3
4	Texas State	3:56	Kyle Postma 1 yard run	Ty Cummings kick	12-66	7:39	64-3
1	Cincinnati	8:00	Chance Allen 39 yard pass from Greg Ward Jr.	Ty Cummings kick	2-54	0:41	7-0
2	Cincinnati	2:58	Ty Cummings 32 yard field goal		12-76	3:28	10-7
3	Cincinnati	10:30	Team safety				12-10
4	Cincinnati	11:45	Greg Ward Jr. 12 yard run	Ty Cummings kick	9-71	3:06	19-16
4	Cincinnati	6:16	Greg Ward Jr. 3 yard run	Ty Cummings kick	11-60	4:10	26-16
4	Cincinnati	3:47	Steven Taylor 74 yard interception return	Ty Cummings kick			33-16
4	Cincinnati	3:40	Howard Wilson 28 yard interception return	Ty Cummings kick			40-16
1	Lamar	12:00	Kyle Postma 39 yard run	Ty Cummings kick	4-70	1:31	7-0
1	Lamar	0:33	Kevrin Justice 1 yard run	Ty Cummings kick	4-36	0:53	14-0
2	Lamar	7:33	Mulbah Car 2 yard run	Ty Cummings kick	13-91	4:36	21-0
2	Lamar	5:02	Kevrin Justice 1 yard run	Ty Cummings kick	7-18	2:31	28-0
3	Lamar	11:34	Kyle Postma 5 yard run	Ty Cummings kick	7-40	3:26	35-0
4	Lamar	11:12	Josh Burrell 2 yard run	Ty Cummings kick	4-23	1:08	42-0
1	Oklahoma	8:13	Ty Cummings 35 yard field goal		10-71	3:30	3-7
2	Oklahoma	14:56	Ty Cummings 26 yard field goal		14-84	6:16	6-10
2	Oklahoma	10:12	Duke Catalon 15 yard pass from Greg Ward Jr.	Ty Cummings kick	7-75	2:41	13-10
2	Oklahoma	4:33	Ty Cummings 33 yard field goal		11-59	4:04	16-17
2	Oklahoma	0:00	Ty Cummings 47 yard field goal		11-63	2:32	19-17
3	Oklahoma	8:28	Brandon Wilson 100 yard missed field goal return	Ty Cummings kick			26-17
3	Oklahoma	2:15	Tyler McCloskey 2 yard pass from Greg Ward Jr.	Ty Cummings kick	12-51	5:13	33-17



SCORING DRIVES

OPPONENT

Qtr.	Opp.	Time	Scoring Play	Conversion	Play-Yards	TOP	Score (UH-Opp)
2	San Diego State	6:28	John Baron 23 yard field goal		8-55	4:26	10-3
2	San Diego State	1:29	John Baron 28 yard field goal		7-26	2:57	10-6
3	San Diego State	3:14	Donne Pumphrey 32 yard run	John Baron kick	4-68	1:54	10-13
3	San Diego State	0:56	Ron Smith 54 yard interception return	John Baron kick			10-20
4	San Diego State	8:58	Curti Anderson 28 yard pass from Christ Chapman	John Baron kick	1-28	0:16	10-27
4	San Diego State	1:11	Juw Washington 7 yard run	John Baron kick	4-21	1:55	10-34
1	Memphis	14:18	Phil Mayhue 67 yard pass from Riley Ferguson	Jake Elliott kick	2-74	0:42	0-7
1	Memphis	8:24	Doroland Dorceus 1 yard run	Jake Elliott kick	8-83	2:31	3-14
1	Memphis	1:52	Phil Mayhue 2 yard pass from Riley Ferguson	Jake Elliott kick	10-65	3:15	10-14
2	Memphis	11:57	Jake Elliott 40 yard field goal		10-50	2:52	17-24
2	Memphis	7:13	Jake Elliott 29 yard field goal		10-43	2:46	17-27
2	Memphis	1:17	Darrell Henderson 2 yard run	Jake Elliott kick	9-58	3:40	17-34
4	Memphis	3:49	Anthony Miller 35 yard pass from Riley Ferguson	Jake Elliott kick	10-75	3:13	37-41
4	Memphis	0:19	Anthony Miller 10 yard pass from Riley Ferguson	Jake Elliott kick	5-72	1:05	44-48
3	Louisville	10:02	Cole Hikutini 12 yard pass from Lamar Jackson	Banton Creque kick	9-64	3:40	31-7
4	Louisville	14:51	Blanton Creque 26 yard field goal		11-44	3:07	31-10
1	Tulane	0:41	Darnell Mooney 21 yard pass from Glen Cuiellette	Andrew DiRocco kick	8-57	3:37	14-7
2	Tulane	13:39	Andrew DiRocco 41 yard field goal		5-26	1:59	14-10
4	Tulane	4:27	D.J. Owens 28 yard pass from Glen Cuiellette	Andrew DiRocco kick	9-89	2:17	28-18
1	UCF	9:16	Adrian Killins 6 yard run	Matthew Wright kick	7-54	2:43	0-7
2	UCF	3:06	Dontravious Wilson 1 yard run	Matthew Wright kick	11-82	3:36	3-14
2	UCF	1:14	Jawon Hamilton 28 yard run	Matthew Wright kick	4-47	0:26	3-21
3	UCF	13:05	Matthew Wright 41 yard field goal		4-(-10)	1:19	3-24
1	SMU	7:25	Ben Hicks 1 yard run	Josh Williams kick	11-88	4:40	0-7
2	SMU	14:52	Jeremiah Gaines 31 yard pass from Ben Hicks	Josh Williams kick	6-71	2:33	0-14
2	SMU	10:58	Courtland Sutton 2 yard pass from Ben Hicks	Josh Williams kick	6-51	2:46	0-21
2	SMU	0:13	James Proche 28 yard pass from Ben Hicks	Josh Williams kick	3-70	0:54	7-28
4	SMU	12:27	Josh Williams 26 yard field goal		5-13	1:48	14-31
4	SMU	3:50	Braeden West 10 yard run	Josh Williams kick	3-21	0:52	16-38
1	Tulsa	7:27	Redford Jones 32 yard field goal		10-30	3:06	7-3
2	Tulsa	2:55	Corey Taylor 2 yard run	Redford Jones kick	11-69	3:43	17-10
2	Tulsa	0:13	Dane Evans 1 yard run	Redford Jones kick	9-74	1:45	17-17
4	Tulsa	7:03	Justin Hobbs 38 yard pass from Dane Evans	Redford Jones kick	4-65	1:26	31-24
4	Tulsa	3:31	James Flanders 3 yard run	Redford Jones kick	7-53	1:53	31-31
1	Navy	10:55	Chris High 12 yard run	Bennett Moehring kick	1-12	0:18	7-7
1	Navy	2:11	Bennett Moehring 24 yard field goal		11-66	5:49	10-10
2	Navy	10:33	Will Worth 2 yard run	Bennett Moehring kick	7-71	3:27	13-17
2	Navy	0:00	Bennett Moehring 38 yard field goal		10-42	2:50	20-20
3	Navy	11:03	Darryl Bonner 17 yard pass from Will Worth	Bennett Moehring kick	6-41	2:57	20-27
3	Navy	10:02	Josiah Powell 34 yard interception return	Bennett Moehring kick			20-32
3	Navy	1:25	Brandon Colon 34 yard pass from Will Worth	Bennett Moehring kick	7-80	3:47	27-41
4	Navy	5:39	Team safety				33-43
4	Navy	4:38	Bennett Moehring 40 yard field goal		4-7	1:01	33-46
2	UConn	0:30	Noel Thomas 62 yard pass from Bryant Shirreffs	Bobby Puyol kick	9-74	3:13	7-28
4	UConn	8:42	Bryant Shirreffs 1 yard run	Bobby Puyol kick	4-67	1:18	14-42
2	Texas State	6:59	James Sherman 32 yard field goal		10-42	3:36	29-3
1	Cincinnati	6:12	Devin Gray 61 yard pass from Hayden Moore	Andrew Gantz kick	5-76	1:42	7-7
2	Cincinnati	0:04	Andrew Gantz 37 yard field goal		3-0	0:12	10-10
4	Cincinnati	14:57	Nate Cole 4 yard pass from Hayden Moore	Andrew Gantz	5-78	1:21	12-16
1	Oklahoma	11:43	Joe Mixon 32 yard run	Austin Seibert kick	8-79	3:17	0-7
1	Oklahoma	6:12	Austin Seibert 25 yard field goal		5-67	2:01	3-10
2	Oklahoma	8:37	Mark Andrews 64 yard pass from Baker Mayfield	Austin Seibert kick	4-75	1:35	13-17
4	Oklahoma	2:05	Mark Andrews 25 yard pass from Baker Mayfield	Austin Seibert kick	8-80	1:58	33-23

2017 SEASON

COACHING STAFF

THE COUGARS

SEASON REVIEW

HISTORY & RECORDS



GAME RECAPS

Sept. 3 • NRG Stadium (71,016) • Houston

Sept. 10 • TDECU Stadium (39,402) • Houston



OKLAHOMA

23

HOUSTON

33



LAMAR

0

HOUSTON

42

HOUSTON - Brandon Wilson went end line to end zone to score a touchdown with an Oklahoma missed field goal and No. 15 Houston beat the third-ranked Sooners 33-23.

Elusive quarterback Greg Ward Jr. passed for 321 yards and two touchdowns for Houston. Wilson, though, provided the key play in the biggest regular-season non-conference game the Cougars have played in 25 years.

When Oklahoma kicker Austin Seibert's 54-yard field goal attempt came up just short, Wilson reached up to catch the ball while barely keeping his feet in bounds. Reminiscent of Auburn's Kick Six against Alabama in 2013, Wilson came flying out of the end zone, hit the sideline and hurdled a fallen teammate to score what went into the books as a 100-yard return.

Wilson's dash made it 26-17 Cougars with 8:28 left in the third quarter.

Oklahoma called a timeout before trying the kick, which Herman said allowed Houston to set up for the return the Cougars practice about once a week.

Baker Mayfield threw for 323 yards and two scores for the defending Big 12 champions Oklahoma (0-1).

	OU	UH
FIRST DOWNS	17	25
RUSHES-YARDS (NET)	26-70	40-89
PASSING YDS (NET)	323	321
Passes Att-Comp-Int	24-34-0	23-40-0
TOTAL OFFENSE PLAYS-YARDS	60-393	80-410
Fumble Returns-Yards	0-0-0	1-0-1
Punt Returns-Yards	1-10-0	0-0-0
Kickoff Returns-Yards	3-64-0	3-54-0
Interception Returns-Yards	0-0-0	0-0-0
Punts (Number-Avg)	4-44.0	4-44.0
Fumbles-Lost	3-2	1-1
Penalties-Yards	5-66	7-75
Possession Time	24:54	35:06
Third-Down Conversions	7-14	9-17
Fourth-Down Conversions	0-1	0-0
Red-Zone Scores-Chances	1-1	5-6
Sacks By: Number-Yards	2-13	5-20

HOUSTON - About the only thing that slowed down the sixth-ranked Houston Cougars was bad weather that led to a 3 1/2-hour delay.

The Cougars easily overcame the absence of injured quarterback Greg Ward Jr. as well as the marathon lightning delay for a 42-0 victory over Lamar.

With Ward on the sideline nursing an injured right shoulder, backup Kyle Postma ran 39 yards for a score in the first quarter in a game that lasted six hours, 18 minutes.

The Cougars had three players top 100 yards rushing for the first time since 1974, and piled up 381 yards on the ground. Kevrin Justice had 111 yards and two touchdowns, freshman Mulbah Car added 109 yards and a score in his debut and Postma scrambled for a career-high 106 yards with two TDs.

The Cougars passed the time during the delay receiving some extra coaching, listening to music and even dancing. They also had some chicken sandwiches delivered as lunchtime came and went with no end to the delay in sight.

It didn't take Houston (2-0) long to get going after the delay, and a touchdown drive by Justice made it 14-0 with less than a minute left in the first quarter.

That score was the first of three straight touchdowns, which included a second score from Justice, which pushed the lead to 28-0 at halftime.

The Cougars answered those who wondered if they would suffer a letdown after their huge win over then-No. 3 Oklahoma last week, or be looking past the FCS Cardinals (0-2) toward Thursday's American Athletic Conference opener at Cincinnati.

Herman said that Ward would have played had Saturday's game been a conference game and that he'd return against Cincinnati.

	LU	UH
FIRST DOWNS	4	25
RUSHES-YARDS (NET)	28-15	71-381
PASSING YDS (NET)	58	130
Passes Att-Comp-Int	7-13-0	15-26-1
TOTAL OFFENSE PLAYS-YARDS	41-73	97-511
Fumble Returns-Yards	0-0-0	0-0-0
Punt Returns-Yards	1-8-0	4-14-0
Kickoff Returns-Yards	4-96-0	1-55-0
Interception Returns-Yards	1-21-0	0-0-0
Punts (Number-Avg)	10-37.5	1-50.0
Fumbles-Lost	2-1	1-0
Penalties-Yards	6-43	2-15
Possession Time	20:06	39:54
Third-Down Conversions	3-13	12-21
Fourth-Down Conversions	0-0	4-6
Red-Zone Scores-Chances	0-0	5-9
Sacks By: Number-Yards	0-0	3-28

Score by Quarters	1	2	3	4	Total
Oklahoma	10	7	0	6	23
Houston	3	16	14	0	33

QTR	TIME	SCORING PLAY	P-Y	TOP	SCORE
1st	11:43	Mixon 32 yd run (Seibert kick)	8-79	3:17	OU 7, UH 0
	8:13	CUMMINGS 35 yd field goal	10-71	3:30	OU 7, UH 3
	6:12	Seibert 25 yd field goal	5-67	2:01	OU 10, UH 3
2nd	14:56	CUMMINGS 26 yd field goal	14-84	6:16	OU 10, UH 6
	10:12	CATALON 15 yd pass from WARD (Cummings kick)	7-75	2:41	UH 13, OU 10
	8:37	Andrews 64 yd pass from Mayfield (Seibert kick)	4-75	1:35	OU 17, UH 13
	4:33	CUMMINGS 33 yd field goal	11-59	4:04	OU 17, UH 16
3rd	0:00	CUMMINGS 47 yd field goal	11-63	2:32	UH 19, OU 17
	8:28	WILSON, B. 100 yd missed FG return (Cummings kick)			UH 26, OU 17
	2:15	MCCLOSKEY 2 yd pass from WARD (Cummings kick)	12-51	5:13	UH 33, OU 17
4th	2:05	Andrews 25 yd pass from Mayfield (Seibert kick)	8-80	1:58	UH 33, OU 23

RUSHING: OU - Mixon, J. 6-40-1, S. Perine 6-31-0, D. Brooks 1-0-0, B. Mayfield 13-(-1)-0

HOU - CATALON, D. 22-88-0, WARD, G. 18-1-0

PASSING: OU - Mayfield, B. 23-33-0-323-2, Westbrook, D. 0-1-0-0

HOU - WARD, G. 23-40-0-321-2

RECEIVING: OU - Westbrook, D. 8-70-0, Mixon, J. 5-77-0, Andrews, M. 3-94-2, Perine, S. 3-28-0, Baxter, J. 2-27-0, Lewis, G. 2-18-0, Thomas, A. 1-9-0

HOU - DUNBAR, S. 7-125-0, BONNER, L. 4-63-0, CATALON, D. 4-29-1, KING, D. 3-28-0, JOHNSON, I. 2-60, MCCLOSKEY, T. 2-11-1, ALLEN, C. 1-5-0

INTERCEPTIONS: None

FUMBLES FORCED: OU - 0, HOU - 3

Stadium: NRG Stadium Attendance: 71,016

Kickoff time: 11:07 am End of Game: 2:31 pm Total elapsed time: 3:24

Officials: Referee: C. Castleberry; Umpire: J. Adams; Linesman: G. Gusman; Line judge: K. Deterding; Back judge: D. Aultman; Field judge: S. Gaines; Side judge: A. Fleming; Center judge: C. Tallent

Temperature: 72 deg Wind: Roof Closed Weather: Roof Closed

Score by Quarters	1	2	3	4	Total
Lamar	0	0	0	0	0
Houston	14	14	7	7	42

QTR	TIME	SCORING PLAY	P-Y	TOP	SCORE
1st	12:00	POSTMA 39 yard run (Cummings kick)	4-70	1:31	UH 7, LU 0
	0:33	JUSTICE 1 yard run (Cummings kick)	4-36	0:53	UH 14, LU 0
2nd	7:33	CAR 2 yard run (Cummings kick)	13-91	4:36	UH 21, LU 0
	5:02	JUSTICE 1 yard run (Cummings kick)	7-18	2:31	UH 28, LU 0
3rd	11:34	POSTMA 5 yard run (Cummings kick)	7-40	3:26	UH 35, LU 0
4th	11:12	BURRELL 2 yard run (Cummings kick)	4-23	1:08	UH 42, LU 0

RUSHING: LU - Harrington, K. 15-23-0, Randle, D. 3-4-0, Mitchell, K. 2-3-0, Krutz, A. 1-2-0, Earp, C. 1-(-6)-0, Allen, A. 6-(-11)-0

HOU - JUSTICE, K. 27-111-2, CAR, M. 20-109-1, POSTMA, K. 7-106-2, BURRELL, J. 5-25-1, KING, D. 5-16-0, KOKUMA, K. 4-15-0, HIRSCH, B. 1-3-0

PASSING: LU - Allen, A. 6-9-0-44-0, Earp, C. 1-4-0-14-0

HOU - POSTMA, K. 14-25-1-125-0, KING, D. 1-1-0-5-0

RECEIVING: LU - Thompson, D. 2-25-0, Giles, Z. 1-12-0, Turner, C. 1-7-0, Harrington, K. 1-6-0, Dags, M. 1-5-0, Swinton, T. 1-3-0

HOU - KING, D. 4-25-0, BONNER, L. 3-46-0, ALLEN, C. 2-3-0, DUNBAR, S. 2-7-0, LARK, C. 1-8-0, MCCLOSKEY, T. 1-5-0, MCLEMORE, D. 1-5-0, BROOKER, R. 1-4-0

INTERCEPTIONS: LU - 1-21

FUMBLES FORCED: LU - 0, HOU - 1

Stadium: TDECU Stadium Attendance: 39,402

Kickoff time: 11:06 am End of Game: 5:25 pm Total elapsed time: 3:24

Officials: Referee: R. Loumiet; Umpire: H. Byers; Linesman: T. Riddick; Line judge: B. Ballester; Back judge: J. Sima; Field judge: G. Crowther; Side judge: B. Williams; Center judge: R. Wingers

Temperature: 88 deg Wind: N 3 mph Weather: Cloudy and humid

2017 SEASON

COACHING STAFF

THE COUGARS

SEASON REVIEW

HISTORY & RECORDS



GAME RECAPS

2017 SEASON

COACHING STAFF

THE COUGARS

SEASON REVIEW

HISTORY & RECORDS

Sept. 15 • Nippert Stadium (40,015) • Cincinnati, Ohio Sept. 24 • Bobcat Stadium (33,133) • San Marcos, Texas



HOUSTON	40
CINCINNATI	16



HOUSTON	64
TEXAS STATE	3

CINCINNATI -- Greg Ward Jr. threw an interception in the end zone. Cincinnati responded by going down the field, getting a touchdown and grabbing the lead and the momentum.

Ward ran for two fourth-quarter touchdowns, and the Cougars' fabulous defense returned a couple of interceptions for touchdowns as they pulled away to a 40-16 victory over Cincinnati.

Nobody was under the spotlight more than Ward, who sat out a 42-0 victory over Lamar on Saturday because of a sore shoulder. He came through pregame warmups without an issue, and got treatment on the sideline between series.

The Cougars (3-0, 1-0 American Athletic) trailed 16-12 early in the fourth quarter before Ward and the defense took over.

Ward dispelled any worries about his arm with a 39-yard touchdown pass on the Cougars' second series. He was 24 of 36 for 326 yards with two interceptions, and he ran 26 times for 73 yards.

Houston's defense took away any semblance of a running game from Cincinnati (2-1, 0-1) and accounted for 16 points on its own - a safety and the two interception returns by Steven Taylor and Howard Wilson.

The Cougars haven't allowed any of their last five opponents to rush for 100 yards. Cincinnati managed only 30 yards rushing, putting too much pressure on redshirt sophomore Hayden Moore, whose two fourth-quarter interceptions allowed the Cougars to pull away.

Moore had never faced a defense so good. He made an impact early with a 61-yard touchdown pass, but the lack of a running game was tough to overcome. Moore finished 21 of 37 for 275 yards with two touchdowns, two interceptions and three sacks.

Score by Quarters	1	2	3	4	Total
Houston	7	3	2	28	40
Cincinnati	7	3	0	6	16

QTR	TIME	SCORING PLAY	P-Y	TOP	SCORE
1st	8:00	ALLEN 39 yd pass from WARD (Cummings kick)	2-54	0:41	UH 7, CIN 0
	6:12	Gray 61 yd pass from Moore (Gantz kick)	5-76	1:42	UH 7, CIN 7
2nd	2:58	CUMMINGS 32 yd field goal	12-76	3:28	UH 10, CIN 7
	0:04	Gantz 37 yd field goal	3-0	0:12	UH 10, CIN 10
3rd	10:30	HOU Team Safety			UH 12, CIN 10
4th	14:57	Cole 4 yd pass from Moore (Gantz kick)	5-78	1:21	CIN 16, UH 12
	11:45	WARD 12 yd run (Cummings kick)	9-71	3:06	UH 19, CIN 16
	6:16	WARD 3 yd run (Cummings kick)	11-60	4:10	UH 26, CIN 16
	3:47	TAYLOR 74 yd interception return (Cummings kick)			UH 33, CIN 16
	3:40	WILSON, H. 28 yd interception return (Cummings kick)			UH 40, CIN 16

RUSHING: CIN - Boone, M. 12-29-0, Green, T. 8-14-0, Trail, R. 1-1-0, Moore, H. 4-(14)-0
 HOU - WARD, G. 26-73-2, CATALON, D. 16-67-0, CAR, M. 5-25-0, KING, D. 5-20-0, BIRDEN, D. 1-4-0
PASSING: CIN - Moore, H. 21-37-2-275-2, Trail, R. 1-2-1-2-0
 HOU - WARD, G. 24-36-2-326-1
RECEIVING: CIN - Cole, N. 9-60-1, Gray, D. 4-97-1, Lewis, K. 3-29-0, Boone, M. 2-37-0, Johnson, A. 2-20-0, Deguara, J. 1-28-0, Green, T. 1-6-0
 HOU - BONNER, L. 8-119-0, ALLEN, C. 5-94-1, CATALON, D. 5-20-0, DUNBAR, S. 2-18-0, MCCLOSKEY, T. 1-32-0, JOHNSON, I. 1-32-0, CAR, M. 1-8-0, KING, D. 1-3-0
INTERCEPTIONS: CIN - 2-33, HOU - 3-102
FUMBLES: CIN - 0-0, HOU - 4-1

Stadium: Nippert Stadium **Attendance:** 40,015
Kickoff time: 7:34 pm **End of Game:** 11 pm **Total elapsed time:** 3:26
Officials: Referee: Adam Savoie; Umpire: Paul Myers; Linesman: Dan Harrington; Line judge: Todd Riddick; Back judge: Todd Fimmen; Field judge: Jim Smith; Side judge: Alex Moore; Center judge: Marcus Woods
Temperature: 80 deg **Wind:** Calm **Weather:** Sunny

SAN MARCOS - D'Eriq King caught a touchdown pass, threw for a TD and returned a kickoff for another score and No. 6 Houston cruised to a 64-3 victory over Texas State to remain undefeated.

King is the first Houston player ever to pass, run and return a kickoff for a touchdown in the same game.

The freshman was recruited to play quarterback but moved to wide receiver after the Cougars lost two receivers.

Greg Ward Jr. passed for two touchdowns and ran for one before leaving the game after playing one series in the third quarter. He completed 20 of 26 passes for 289 yards.

King made a mistake by calling for a fair catch on the Houston 5 during a first-quarter Texas State punt. He soon made up for that, however, catching a short pass from Ward on a bubble screen and taking it in for a touchdown from 48 yards out.

Early in the second quarter, King took a handoff from Ward and threw a high pass to the end zone that Steven Dunbar pulled in for a 15-yard touchdown.

King began the second half by returning the kickoff 99 yards for another touchdown.

Houston (4-0) gained 563 yards and limited Texas State (1-2) to 142. Texas State's Tyler Jones completed 17 of 30 passes for 100 yards.

Score by Quarters	1	2	3	4	Total
Texas State	0	3	0	0	3
Houston	16	27	14	7	64

QTR	TIME	SCORING PLAY	P-Y	TOP	SCORE
1st	10:25	WARD 10 yd run (Kick failed)	12-59	3:40	UH 6, TXST 0
	5:10	KING 48 yd pass from WARD (Cummings kick)	6-95	2:26	UH 13, TXST 0
	2:06	CUMMINGS 31 yd field goal	6-37	2:11	UH 16, TXST 0
2nd	13:25	DUNBAR 15 yd pass from KING (Kick blocked)	7-58	2:40	UH 22, TXST 0
	10:40	CATALON 15 yd run (Cummings kick)	4-61	1:33	UH 29, TXST 0
	6:59	Sherman 32 yd field goal	10-42	3:36	UH 29, TXST 3
	4:01	BIRDEN 2 yd run (Cummings kick)	9-69	2:49	UH 36, TXST 3
	0:29	BONNER, 5 yd pass from WARD (Cummings kick)	9-75	2:36	UH 43, TXST 3
3rd	14:45	KING 99 yd kickoff return (Cummings kick)			UH 50, TXST 3
	8:12	POSTMA 21 yd run (Cummings kick)	4-53	1:35	UH 57, TXST 3
4th	3:56	POSTMA 1 yd run (Cummings kick)	12-66	7:39	UH 64, TXST 3

RUSHING: TXST - Mayberry, S. 5-19-0, Siudzinski, T. 4-10-0, White, C. 2-4-0, Tutt, T. 3-3-0, Worell, J. 1-0-0, Jones, T. 7-0-0
 HOU - CATALON, D. 10-70-1, WARD, G. 7-39-1, JUSTICE, K. 7-38-0, KING, D. 1-27-0, BURRELL, J. 7-26-0, BIRDEN, D. 7-21-1, POSTMA, K. 3-19-2, CAR, M. 5-13-0, Bonner, L. 1-(5)-0
PASSING: TXST - Jones, T. 17-30-1-100-0, White, C. 2-2-0-7-0, Siudzinski, T. 1-1-0-2-0
 HOU - WARD, G. 20-26-0-289-2, POSTMA, K. 4-5-0-16-0, KING, D. 1-1-0-15-1
RECEIVING: TXST - Watts, T. 4-13-0, King, E. 3-31-0, Anderson, P. 3-28-0, Williams, L. 3-23-0, Mayberry, S. 3-11-0, Worell, J. 1-9-0, Nixon, F. 1-2-0, Tutt, T. 1-(2)-0, Luna, E. 1-(6)-0
 HOU - BONNER, L. 6-52-1, DUNBAR, S. 5-79-1, KING, D. 4-52-1, ALLEN, C. 4-52-0, MCCLOSKEY, T. 2-29-0, CAR, M. 1-18-0, JOHNSON, I. 1-14-0, JOHNSON, C. 1-9-0, LESLIE, A. 1-6-0
INTERCEPTIONS: TXST 0, HOU 1
FUMBLES FORCED: TXST 0, HOU 4

Stadium: Bobcat Stadium **Attendance:** 33,133
Kickoff time: 6:02 pm **End of Game:** 9:15 pm **Total elapsed time:** 3:13
Officials: Referee: Charles Lewis; Umpire: C. Walker; Linesman: R. Green; Line judge: T. Allgeier; Back judge: M. Hollifield; Field judge: D. Moore; Side judge: S. Solomon; Center judge: J. Baden
Temperature: 88 deg **Wind:** N 3 mph **Weather:** Cloudy and humid



GAME RECAPS

Sept. 29 • TDECU Stadium (40,873) • Houston

Oct. 8 • Navy-Marine Corps Memorial Stadium (34,531) • Annapolis, Md.



UCONN

14

HOUSTON

42



HOUSTON

40

NAVY

46

HOUSTON -- The No. 6 Houston Cougars were determined to take care of business this year after Connecticut detailed their perfect season a year ago.

Greg Ward Jr. made sure they did just that.

Ward threw for a career-high 389 yards and accounted for five touchdowns in just more than three quarters to help sixth-ranked Houston beat UConn 42-14 to move to 5-0 on the year and 2-0 in American Athletic Conference play.

The victory was a bit of redemption for the Cougars, whose only loss last season came in a 20-17 defeat by the Huskies when they were 10-0.

Ward didn't start that game, and there was a moment early in the second quarter when he took a hard hit in the midsection by Junior Joseph on a flea-flicker and had to leave the game.

But he missed just one play before returning and showed no ill effects from the blow, leading the Cougars (5-0, 2-0 American) on three more touchdown drives in the half to leave Houston up 28-7 at halftime.

Ward had touchdown runs of 30 and 10 yards and threw scoring passes of 3, 15 and 4 yards. He was replaced by Kyle Postma with 12 minutes remaining.

Ward doesn't like talking about himself and deflected questions about his big game.

Linell Bonner had a highlight-reel play when he stretched out to grab a reception with one hand for a touchdown that pushed Houston's lead to 42-7 in the third quarter. He finished with 12 receptions for 159 yards - both career highs.

	UH	UCONN
FIRST DOWNS	27	14
RUSHES-YARDS (NET)	30-114	27-62
PASSING YDS (NET)	426	273
Passes Att-Comp-Int	40-49-0	16-36-0
TOTAL OFFENSE PLAYS-YARDS	79-540	63-335
Fumble Returns-Yards	0-0	0-0
Punt Returns-Yards	1-(-1)-0	1-0-0
Kickoff Returns-Yards	1-21-0	3-49-0
Interception Returns-Yards	0-0-0	0-0-0
Punts (Number-Avg)	7-42.1	12-41.1
Fumbles-Lost	1-0	0-0
Penalties-Yards	2-20	4-38
Possession Time	33:30	26:30
Third-Down Conversions	8-16	3-15
Fourth-Down Conversions	0-0	0-0
Red-Zone Scores-Chances	5-5	1-1
Sacks By: Number-Yards	4-21	3-11

ANNAPOLIS, MD. -

Greg Ward Jr. went 32 for 50 for 359 yards and three TDs in a 46-40 loss to Navy.

Will Worth ran for 115 yards and threw for two touchdowns to help the Midshipmen (4-1, 3-0 American Athletic Conference) pull off the upset.

Navy pulled off the win with a precise triple-option attack that shredded the nation's top-ranked rushing defense. The Midshipmen came in as a 17-point underdog.

Houston's sloppiest performance of the season came in a driving rain. The Cougars (5-1, 2-1) committed three turnovers and gave up more points than in their previous four games combined.

Navy finished with 306 yards rushing, many of them on pitches from Worth as he sprinted laterally along the line. Houston was allowing only 42 yards on the ground per game.

Navy scored three touchdowns in the third quarter - two of them on passes by Worth, the other on Josiah Powell's 34-yard interception return.

That proved to be a deficit too much to handle for the Cougars, especially because their defense simply couldn't find a solution for Navy's multi-faceted attack.

Houston had won 19 of its last 20 games, including a 52-31 blowout of Navy last year. But on this day, the Cougars couldn't get into the end zone often enough despite compiling a whopping 484 yards in offense.

	NAVY	UH
FIRST DOWNS	20	28
RUSHES-YARDS (NET)	63-306	33-125
PASSING YDS (NET)	76	359
Passes Att-Comp-Int	3-5-0	32-50-2
TOTAL OFFENSE PLAYS-YARDS	68-382	83-484
Fumble Returns-Yards	0-0	0-0
Punt Returns-Yards	0-0-0	0-0-0
Kickoff Returns-Yards	6-200-0	4-63-0
Interception Returns-Yards	2-34-1	0-0-0
Punts (Number-Avg)	3-49.3	0-00-0
Fumbles-Lost	2-0	2-1
Penalties-Yards	1-5	4-30
Possession Time	34:44	25:16
Third-Down Conversions	6-15	7-16
Fourth-Down Conversions	1-2	4-5
Red-Zone Scores-Chances	5-6	5-5
Sacks By: Number-Yards	2-4	0-0

Score by Quarters	1	2	3	4	Total
UConn	0	7	0	7	14
Houston	0	28	14	0	42

QTR	TIME	SCORING PLAY	P-Y	TOP	SCORE
2nd	14:20	WARD 30 yd run (Cummings kick)	9-80	3:09	UH 7, UC 0
	9:11	BIRDEN 1 yd run (Cummings kick)	9-61	3:22	UH 14, UC 0
	5:36	MCCLOSKEY 3 yd pass from WARD (Cummings kick)	6-60	2:26	UH 21, UC 0
	1:37	DUNBAR 15 yd pass from WARD (Cummings kick)	6-86	2:23	UH 28, UC 0
	0:30	Thomas 62 yd pass from Shirreffs (Puyol kick)	4-79	1:07	UH 28, UC 7
3rd	11:47	WARD 10 yd run (Cummings kick)	9-74	3:13	UH 35, UC 7
	4:58	BONNER 4 yd pass from WARD (Cummings kick)	10-87	3:57	UH 42, UC 7
4th	8:42	Shirreffs 1 yd run (Puyol kick)	4-67	1:18	UH 42, UC 14

RUSHING: UCONN - Thomas, N. 3-22-0, Newsome, A. 6-13-0, Thompson, J. 1-12-0, Shirreffs, B. 10-12-1, Johnson, R. 6-11-0, Anderson, G. 1-(-8)-0
HOU - WARD, G. 12-65-2, BIRDEN, D. 9-27-1, BONNER, L. 3-12-0, CAR, M. 4-8-0, KING, D. 1-4-0, POSTMA, K. 1-(-2)-0
PASSING: UCONN - Shirreffs, B. 13-29-0-239-1, Anderson, G. 3-7-0-34-0
HOU - WARD, G. 32-38-0-389-3, POSTMA, K. 8-10-0-37-0, KING, D. 0-1-0-0-0
RECEIVING: UCONN - Thomas, N. 6-135-1, Mayala, H. 6-92-0, Davis, T. 2-18-0, McLean, A. 1-16-0, Bloon, A. 1-12-0
HOU - BONNER, L. 12-159-1, ALLEN, C. 7-85-0, KING, D. 7-32-0, DUNBAR, S. 5-97-1, MARK, T. 3-8-0, JOHNSON, I. 2-18-0, LARK, C. 2-18-0, CAR, M. 1-6-0, MCCLOSKEY, T. 1-3-1
INTERCEPTIONS: UCONN - 0-0, HOU - 0-0
FUMBLES: UCONN - 0-0, HOU - 1-0

Stadium: TDECU Stadium Attendance: 40,873
 Kickoff time: 7:02 pm End of Game: 10:16 pm Total elapsed time: 3:14
Officials: Referee: C. Lamertina; Umpire: Bill Lamkin; Linesman: Jim Casey; Line judge: Jeffrey Cooney; Back judge: M. Griffith; Field judge: Rick Santilli; Side judge: Mark Windham; Center judge: A. Calabrese
 Temperature: 78 deg Wind: N 11 mph Weather: Sunny and clear

Score by Quarters	1	2	3	4	Total
Houston	10	10	7	13	40
Navy	10	10	21	5	46

QTR	TIME	SCORING PLAY	P-Y	TOP	SCORE
1st	11:13	DUNBAR 32 yd pass from WARD (Cummings kick)	5-70	1:39	UH 7, NAVY 0
	10:55	High 12 yd run (Moehring kick)	1-12	0:18	UH 7, NAVY 7
	8:00	CUMMINGS 39 yd field goal	7-25	2:55	UH 10, NAVY 7
	2:11	Moehring 24 yd field goal	11-66	5:49	UH 10, NAVY 10
2nd	14:00	CUMMINGS 36 yd field goal	9-25	3:11	UH 13, NAVY 10
	10:33	Worth 2 yd run (Boehring kick)	7-71	3:27	NAVY 17, UH 13
	8:41	BIRDEN 19 yd pass from WARD (Cummings kick)	6-80	1:52	UH 20, NAVY 17
	0:00	Moehring 38 yd field goal	10-422	5:00	UH 20, NAVY 20
3rd	11:03	Bonner 17 yd pass from Worth (Moehring kick)	6-41	2:57	NAVY 27, UH 20
	10:02	Powell 34 yd interception return (Moehring kick)			NAVY 34, UH 20
	5:12	WARD 8 yd run (Cummings kick)	14-814	5:00	NAVY 34, UH 27
	1:25	Colon 34 yd pass from Worth (Moehring kick)	7-80	3:47	NAVY 41, UH 27
4th	13:18	BIRDEN 2 yd run (kick blocked)	8-73	3:07	NAVY 41, UH 33
	5:39	Navy team safety			NAVY 43, UH 33
	4:38	Moehring 40 yd field goal	4-7	1:01	NAVY 46, UH 33
	1:57	ALLEN 17 yd pass from WARD (Cummings kick)	13-702	4:10	NAVY 46, UH 40

RUSHING: NAVY - Worth, W. 32-115-1, Gulley, T. 6-63-0, Romine, D. 6-40-0, White, S. 10-38-0, High, C. 2-25-1, Bonner, D. 5-20-0, Swain, M. 2-5-0
HOU - WARD, G. 17-94-1, BIRDEN, D. 13-51-1, CAR, M. 1-3-0, KING, D. 1-(-5)-0
PASSING: NAVY - Worth, W. 3-5-0-76-2; HOU - WARD, G. 32-50-2-359-3
RECEIVING: NAVY - Bonner, D. 2-42-1, Colon, B. 1-34-1; HOU - BONNER, L. 9-117-0, DUNBAR, S. 9-112-1, ALLEN, C. 7-87-1, KING, D. 3-21-0, BIRDEN, D. 2-22-1, CAR, M. 1-5-0, JOHNSON, I. 1-(-1)-0, WARD, G. 0-(-4)-0
INTERCEPTIONS: NAVY - 2-34; HOU - 0-0
FUMBLES FORCED: NAVY - 2-1; HOU - 0-0

Stadium: Navy-Marine Corps Memorial Stadium Attendance: 34,531
 Kickoff time: 3:10 pm End of Game: 6:48 pm Total elapsed time: 3:38
Officials: Referee: Adam Savoie; Umpire: Paul Myers; Linesman: Dan Harrington; Line judge: Tod Reese; Back judge: Tom Fimmen; Field judge: James Reif; Side judge: Alex Moore; Center judge: Ryan Wingers
 Temperature: 68 deg Wind: NNE 5-10 mph Weather: Cloudy and rain

2017 SEASON

COACHING STAFF

THE COUGARS

SEASON REVIEW

HISTORY & RECORDS



GAME RECAPS

Oct. 15 • TDECU Stadium (38,221) • Houston

Oct. 22 • Gerald J. Ford Stadium (25,079) • Dallas, Texas



TULSA	31
HOUSTON	38



HOUSTON	16
SMU	38

HOUSTON - No. 13 Houston was coming off of its first loss and the Cougars were close to making it two in a row with Tulsa driving in a tie game late in the fourth quarter.

It was then that Houston's defense responded with two huge plays to give the Cougars a 38-31 victory.

The game was tied at 31-31 when Emeke Egbule returned a fumble 24 yards for a touchdown with 1:21 remaining. Garrett Davis knocked the ball out of the hands of quarterback Dane Evans. Egbule scooped it up and dashed into the end zone for the score.

Tulsa (4-2, 1-1 American) had a chance to tie it, but Jesse Brubaker was stopped just short of the goal line after a reception on the last play of the game to seal Houston's victory. The play was reviewed and upheld.

Tulsa never led, but had twice rallied from 14-point deficits to tie the game. The second time came when James Flanders scored on a 3-yard run with 3:31 left.

The Golden Hurricane forced a punt after that, but the fumble by Evans came two plays later.

Houston's Dillon Birden ran for 82 yards and three touchdowns playing in place of starter Duke Catalon, who missed his third straight game with a concussion.

	UH	TU
FIRST DOWNS	30	27
RUSHES-YARDS (NET)	55-268	35-94
PASSING YDS (NET)	254	365
Passes Att-Comp-Int	26-34-1	27-51-1
TOTAL OFFENSE PLAYS-YARDS	89-522	86-459
Fumble Returns-Yards	1-24-1	0-0-0
Punt Returns-Yards	0-0-0	0-0-0
Kickoff Returns-Yards	5-84-0	2-46-0
Interception Returns-Yards	1-4-0	1-0-0
Punts (Number-Avg)	4-31.8	4-39.8
Fumbles-Lost	2-2	1-1
Penalties-Yards	10-104	5-25
Possession Time	35:06	24:54
Third-Down Conversions	10-18	14-20
Fourth-Down Conversions	1-2	0-1
Red-Zone Scores-Chances	5-5	4-5
Sacks By: Number-Yards	1-8	0-0

Score by Quarters	1	2	3	4	Total
Tulsa	3	14	0	14	31
Houston	10	7	7	14	38

QTR	TIME	SCORING PLAY	P-Y	TOP	SCORE
1st	12:37	BIRDEN 17 yd run (Cummings kick)	8-76	2:23	UH 7, TU 0
	7:27	Jones 32 yd field goal	10-30	3:06	UH 7, TU 3
	1:54	CUMMINGS 33 yd field goal	13-60	5:33	UH 10, TU 3
2nd	11:07	CAR 6 yd run (Cummings kick)	11-81	4:02	UH 17, TU 3
	2:55	Taylor 2 yd run (Jones kick)	11-69	3:43	UH 17, TU 10
	0:13	Evans 1 yd run (Jones kick)	9-74	1:45	UH 17, TU 17
3rd	2:57	BIRDEN 6 yd run (Cummings kick)	9-66	3:52	UH 24, TU 17
4th	8:29	BIRDEN 8 yd run (Cummings kick)	18-84	7:50	UH 31, TU 17
	7:03	Hobbs 38 yd pass from Evans (Jones kick)	4-65	1:26	UH 31, TU 24
	3:31	Flanders 3 yd run (Jones kick)	7-53	1:53	UH 31, TU 31
	1:21	EGBULE 24 yd fumble recovery (Cummings kick)			UH 38, TU 31

RUSHING: TU - Flanders, J. 19-70-1, Brewer, D. 10-26-0, Taylor, C. 3-3-1, Lucas, K. 1-3-0, Evans, D. 2-(-8)-1
HOU - WARD, G. 25-142-0, BIRDEN, D. 14-82-3, CAR, M. 14-48-1, KING, D. 1-1-0
PASSING: TU - EVANS, D. 27-51-1-365-1
HOU - WARD, G. 26-34-1-254-0
RECEIVING: TU - Hobbs, J. 8-129-1, Johnson, K. 8-94-0, Lucas, K. 5-88-0, Minter, C. 2-16-0, Flanders, J. 2-14-0, Atkinson, J. 1-23-0, Brubaker, J. 1-1-0
HOU - BONNER, L. 13-97-0, ALLEN, C. 7-89-0, DUNBAR, S. 3-42-0, BIRDEN, D. 2-21-0, JOHNSON, I. 1-5-0
INTERCEPTIONS: TU - 1-0, HOU - 1-4
FUMBLES: TU - 1-2, HOU - 1-1

Stadium: TDECU Stadium **Attendance:** 38,221
Kickoff time: 6:10 pm **End of Game:** 9:39 pm **Total elapsed time:** 3:29
Officials: Referee: Todd LaPenta; Umpire: Greg Brenner; Linesman: Brian Perry; Line judge: Jeffrey Cooney; Back judge: Victor Firth; Field judge: Glen Wilson; Side judge: Alex Moore; Center judge: T. Killens Jr.
Temperature: 86 deg **Wind:** SE 10 mph **Weather:** Sunny and clear

DALLAS - The Houston Cougars were dealt their second loss of 2016, falling to SMU 38-16.

SMU quarterback Ben Hicks threw for three touchdowns and ran for another score in the Mustangs' first win over a ranked team in five years.

The last time the Mustangs (3-4, 1-2) beat a team ranked 11th or higher, they were No. 4 and finishing off a near-perfect 1982 season (11-0-1) with a 7-3 victory over sixth-ranked Pittsburgh in the Cotton Bowl. SMU tied No. 7 Texas A&M in 1994.

Greg Ward Jr. struggled to shake a persistent SMU pass rush or find receivers for big plays, and was sacked seven times.

One of the sacks was for an 18-yard loss to the Houston 22 when coach Tom Herman went for it on fourth down trailing 28-14 early in the fourth quarter.

Hicks was 16 of 31 for 228 yards, including a 28-yard touchdown to a wide-open James Proche for a 28-7 lead in the final seconds of the first half. SMU appeared content to run out the clock before a 40-yard run by Braeden West, who had 115 yards rushing and a punctuating touchdown late.

The Cougars lost two fumbles in the first quarter and never got their high-powered offense going. Houston was outgained 406-303.

SMU defensive end Jarvis Pruitt recovered one of the fumbles and had three sacks in the Mustangs' first win over a ranked team since beating No. 20 TCU 40-33 in overtime in 2011.

	SMU	UH
FIRST DOWNS	19	13
RUSHES-YARDS (NET)	40-178	35-62
PASSING YDS (NET)	228	241
Passes Att-Comp-Int	16-31-0	21-33-0
TOTAL OFFENSE PLAYS-YARDS	71-406	68-303
Fumble Returns-Yards	0-0-	1-13-0
Punt Returns-Yards	3-0-0	1-6-0
Kickoff Returns-Yards	1-26-0	5-60-0
Interception Returns-Yards	0-0-0	0-0-0
Punts (Number-Avg)	6-36.5	6-41.8
Fumbles-Lost	2-1	2-2
Penalties-Yards	6-62	4-55
Possession Time	29:38	30:22
Third-Down Conversions	6-16	4-16
Fourth-Down Conversions	1-2	1-3
Red-Zone Scores-Chances	4-4	2-3
Sacks By: Number-Yards	7-57	0-0

Score by Quarters	1	2	3	4	Total
Houston	0	7	7	2	16
SMU	7	21	0	10	38

QTR	TIME	SCORING PLAY	P-Y	TOP	SCORE
1st	7:25	Hicks 1 yd run (Williams kick)	11-88	4:40	SMU 7, UH 0
2nd	14:52	Gaines 31 yd pass from Hicks (Williams kick)	6-71	2:33	SMU 14, UH 0
	10:58	Sutton 2 yd pass from Hicks (Williams kick)	6-51	2:46	SMU 21, UH 0
	7:59	DUNBAR 5 yd pass from WARD (Cummings kick)	4-10	1:26	SMU 21, UH 7
	0:13	Proche 28 yd pass from Hicks (Williams kick)	3-70	0:54	SMU 28, UH 7
3rd	7:52	MCCLOSKEY 2 yd pass from WARD (Cummings kick)	12-70	4:32	SMU 28, UH 14
4th	12:27	Williams 26 yd field goal	5-13	1:48	SMU 31, UH 14
	3:50	West 10 yd run (Williams kick)	3-21	0:52	SMU 38, UH 14
	0:48	Houston team safety			SMU 38, UH 16

RUSHING: SMU - West, B. 18-115-1, Freeman, K. 10-52-0, Sackville, J. 1-12-0, Hicks, B. 3-12-1, Gailliard, M. 4-0-0
HOU - CATALON, D. 17-54-0, BIRDEN, D. 1-5-0, WARD, G. 17-3-0
PASSING: SMU - Hicks, B. 16-31-0-228-3; HOU - WARD, G. 21-33-0-241-2
RECEIVING: SMU - Sutton, C. 7-83-1, Thomas, K. 3-31-0, Proche, J. 2-44-1, Gaines, J. 2-34-1, Walker, S. 1-18-0, West, B. 1-18-0; HOU - ALLEN, C. 5-84-0, CATALON, D. 4-66-0, BONNER, L. 4-24-0, DUNBAR, S. 3-20-1, KING, D. 3-3-0, BIRDEN, D. 1-6-0, MCCLOSKEY, T. 1-2-1, STEVENSON, M. 0-36-0
INTERCEPTIONS: SMU - 0-0; HOU - 0-0
FUMBLES FORCED: SMU - 2-2; HOU - 1-1

Stadium: Gerald J. Ford Stadium **Attendance:** 25,079
Kickoff time: 6:05 pm **End of Game:** 9:45 pm **Total elapsed time:** 3:40
Officials: Referee: C. Lamertina; Umpire: Bill Lamkin; Linesman: Jim Casey; Line judge: Stephen Ray; Back judge: Byron Adams; Field judge: Rick Santilli; Side judge: Mark Windham; Center judge: Joe Clarkson
Temperature: 76 deg **Wind:** 10 mph NW **Weather:** sunny

2017 SEASON

COACHING STAFF

THE COUGARS

SEASON REVIEW

HISTORY & RECORDS



GAME RECAPS

2017 SEASON

COACHING STAFF

THE COUGARS

SEASON REVIEW

HISTORY & RECORDS

Oct. 29 • TDECU Stadium (35,846) • Houston

Nov. 12 • TDECU Stadium (36,552) • Houston



UCF	24
HOUSTON	31



TULANE	18
HOUSTON	30

HOUSTON - No. 13 Houston was coming off of its first Greg Ward Jr. ran for two touchdowns and passed for another in the second half as Houston rallied from a 21-point third-quarter deficit to beat UCF, 31-24.

Matthew Wright's 41-yard field goal gave UCF a 24-3 lead early in the second half before the Cougars' defense stiffened, holding the Knights to minus-5 yards of offense in the third quarter and 29 for the half.

Ward rallied the Cougars with TD runs for 1 and 14 yards and a 6-yard scoring pass to Romello Brooker.

Duke Catalan added a 12-yard rushing TD. Two of the scores followed turnovers by UCF, which had four in the second half.

Ward was 26 of 37 for 240 yards but threw three interceptions, all in the first half when UCF took a 21-3 lead on three rushing touchdowns.

	UH	UCF
FIRST DOWNS	22	15
RUSHES-YARDS (NET)	49-158	33-40
PASSING YDS (NET)	240	155
Passes Att-Comp-Int	26-37-3	19-33-2
TOTAL OFFENSE PLAYS-YARDS	86-398	66-195
Fumble Returns-Yards	0-0-0	0-0-0
Punt Returns-Yards	2-4-0	1-3-0
Kickoff Returns-Yards	2-55-0	4-86-0
Interception Returns-Yards	2-26-0	3-22-0
Punts (Number-Avg)	4-35.0	6-41.5
Fumbles-Lost	3-1	4-2
Penalties-Yards	6-71	4-25
Possession Time	34:14	25:46
Third-Down Conversions	11-20	2-14
Fourth-Down Conversions	1-2	1-2
Red-Zone Scores-Chances	5-7	3-3
Sacks By: Number-Yards	3-32	4-27

Score by Quarters	1	2	3	4	Total
UCF	7	14	3	0	24
Houston	0	3	14	14	31

QTR	TIME	SCORING PLAY	P-Y	TOP	SCORE
1st	9:16	Killins 6 yd run (Wright kick)	7-54	2:43	UCF 7, UH 0
2nd	9:20	CUMMINGS 31 yd field goal	19-66	7:37	UCF 7, UH 3
	3:06	Wilson 1 yd run (Wright kick)	11-82	3:36	UCF 14, UH 3
	1:14	Hamilton 28 yd run (Wright kick)	4-47	0:26	UCF 21, UH 3
3rd	13:05	Wright 41 yd field goal	4-(-10)	1:19	UCF 24, UH 3
	9:49	WARD 1 yd run (Cummings kick)	8-75	3:16	UCF 24, UH 10
4th	5:40	BROOKER 6 yd pass from WARD (Cummings kick)	4-29	1:37	UCF 24, UH 17
	12:55	CATALON 12 yd run (Cummings kick)	3-24	1:09	UH 24, UCF 24
	7:27	WARD 14 yd run (Cummings kick)	9-59	3:50	UH 31, UCF 24

RUSHING: UCF - Hamilton, J. 8-23-1, Milton, M. 13-21-0, Killins, A. 3-6-1, Wilson, D. 7-4-1, McGowan, T. 1-(-1)-0
 HOU - CATALON, D. 19-82-1, BIRDEN, D. 11-76-0, WARD, G. 17-15-2, KING, D. 1-(-7)-0
PASSING: UCF - Milton, M. 19-33-2-155-0
 HOU - WARD, G. 26-37-3-240-1
RECEIVING: UCF - Smith, T. 13-137-0, Snelson, D. 2-6-0, Killins, A. 2-(-3)-0, Oldham, T. 1-17-0, Hamilton, J. 1-(-2)-0
 HOU - CATALON, D. 7-40-0, DUNBAR, S. 5-52-0, MCCLOSKEY, T. 5-42-0, KING, D. 4-55-0, ALLEN, C. 3-47-0, BROOKER, R. 1-6-1, BIRDEN, D. 1-(-2)-0
INTERCEPTIONS: UCF - 3-22, HOU - 2-26
FUMBLES: UCF - 2-1, HOU - 2-2

Stadium: TDECU Stadium Attendance: 35,846
 Kickoff time: 11:01 am End of Game: 2:21 pm Total elapsed time: 3:20
Officials: Referee: Rick Loumiet; Umpire: Jeffrey Akers; Linesman: Todd Riddick; Line judge: Baron Ballester; Back judge: James Sima; Field judge: Glenn Crowther; Side judge: Bruce Williams; Center judge: Ryan Wingers
 Temperature: 79 deg Wind: E 8 mph Weather: Partly cloudy

HOUSTON - Greg Ward Jr. threw for two touchdowns and ran another to lead Houston past Tulane for a 30-18 win on Homecoming.

Houston (8-2, 5-2 American Athletic Conference) never trailed, getting a touchdown on its opening possession when Tulane's Parry Nickerson fumbled a punt return in the end zone and it was recovered by Jeremy Winchester. Houston also got a safety in the fourth quarter.

Ward finished with 189 yards passing and connected with Chance Allen and Steven Dunbar for touchdowns.

His rushing TD came midway through the first quarter from the 5. Linell Bonner had 97 yards on nine catches.

Tulane (3-7, 0-6) cut the gap to 14-10 on a 41-yard field goal by Andrew DiRocco in the second quarter.

Glen Cuiellette threw for 241 yards, including touchdown throws to Darnell Mooney and D.J. Owens, for the Green Wave.

	UH	TLN
FIRST DOWNS	14	17
RUSHES-YARDS (NET)	35-66	36-100
PASSING YDS (NET)	221	241
Passes Att-Comp-Int	21-37-1	21-42-0
TOTAL OFFENSE PLAYS-YARDS	72-287	78-341
Fumble Returns-Yards	0-0-1	0-0-0
Punt Returns-Yards	2-6-0	2-12-0
Kickoff Returns-Yards	3-6-0	3-76-6
Interception Returns-Yards	0-0-0	1-2-0
Punts (Number-Avg)	11-44.2	9-37.3
Fumbles-Lost	2-1	1-1
Penalties-Yards	7-55	5-33
Possession Time	28:32	31:28
Third-Down Conversions	7-17	5-19
Fourth-Down Conversions	0-0	1-4
Red-Zone Scores-Chances	3-3	0-0
Sacks By: Number-Yards	3-17	4-29

Score by Quarters	1	2	3	4	Total
Tulane	7	3	0	8	18
Houston	14	14	0	2	30

QTR	TIME	SCORING PLAY	P-Y	TOP	SCORE
1st	13:43	WINCHESTER 0 yd fumble recovery (Cummings kick)			UH 7, TLN 0
	6:27	WARD 5 yd run (Cummings kick)	11-82	3:40	UH 14, TLN 0
	0:41	Mooney 21 yd pass from Cuiellette (DiRocco kick)	8-57	3:37	UH 14, TLN 7
2nd	13:39	DiRocco 41 yd field goal	5-26	1:59	UH 14, TLN 10
	7:17	DUNBAR 16 yd pass from WARD (Cummings kick)	6-53	2:30	UH 21, TLN 10
4th	4:27	ALLEN 6 yd pass from WARD (Cummings kick)	6-60	2:26	UH 28, TLN 10
	4:27	Owens 28 yd pass from Cuiellette (2-pt)	9-89	2:17	UH 28, TLN 18
	3:51	Houston team safety			UH 30, TLN 18

RUSHING: TLN - Rounds 8-72-0, Thompson 2-20-0, Hilliard 8-13-0, Badie 4-7-0, Cuiellette 13-(-10)-0
 HOU - CATALON, D. 20-50-0, POSTMA, K. 5-13-0, BIRDEN, D. 3-11-0, WARD, G. 5-(-3)-1
PASSING: TLN - Cuiellette 21-42-0-241-2; HOU - WARD, G. 18-30-0-189-2, POSTMA, K. 3-6-1-32-0
RECEIVING: TLN - Mooney 7-63-1, Encalade 5-41-0, Dace 4-55-0, Owens 1-28-1, Ardoin 1-21-0, Rounds 1-15-0, Hilliard 1-15-0, Cooper 1-3-0; HOU - BONNER, L. 9-97-0, CATALON, D. 4-8-0, ALLEN, C. 3-64-1, DUNBAR, S. 2-33-1, CORBIN, K. 2-17-0, MCCLOSKEY, T. 1-2-0
INTERCEPTIONS: TLN - 1-2; HOU - 0-0
FUMBLES FORCED: TLN - 1-0; HOU - 1-0

Stadium: TDECU Stadium Attendance: 36,552
 Kickoff time: 2:32 pm End of Game: 6:07 pm Total elapsed time: 3:35
Officials: Referee: Tracy Jones; Umpire: N. Peregine; Linesman: Lyndell Shelton; Line judge: Colin Gaynor; Back judge: James Downey; Field judge: Glenn Crowther; Side judge: Matt Waldron; Center judge: Mark Mobra
 Temperature: 78 deg Wind: 6 mph NE Weather: partly cloudy



GAME RECAPS

Nov. 17 • TDECU Stadium (42,822) • Houston

Nov. 25 • Liberty Bowl Stadium • (36,527) • Memphis, Tenn.



LOUISVILLE	10
HOUSTON	36



HOUSTON	44
MEMPHIS	48

HOUSTON - Duke Catalan scored three touchdowns and Houston's defense tallied 11 sacks and held No. 3 Louisville's offense scoreless in the first half en route to a 36-10 win in front of a TDECU Stadium record crowd of 42,822.

Louisville (9-2) entered the game ranked fifth in the College Football Playoff rankings, but was outdone by Houston.

Things went wrong quickly for the mistake-prone Cardinals when they fumbled the opening kickoff to Houston (9-2). Greg Ward threw his first touchdown pass on the next play to make it 7-0. Brandon Radcliff lost a fumble later in the first and Houston added a field goal on the ensuing drive to make it 10-0.

Jackson threw for 211 yards and a TD, but it didn't come until the second half. Houston then scored touchdowns on three straight possessions in the second quarter to push the lead to 31-0 at halftime. Catalan caught a touchdown pass, ran for another score and Houston got the third score in that span on a 50-yard pass by receiver Linell Bonner after a lateral.

Louisville opened the second half with a 12-yard touchdown pass by Jackson, but he fumbled in the red zone on the next possession to ruin a chance to close the gap.

The Cougars were in Jackson's face constantly, sacking him a season-high 11 times and keeping him from hurting them with his feet. He ran for a season-low 33 yards after piling up 338 yards rushing combined in the last two games.

But the Cougars weren't done getting after him just yet. On the next penalty he threw the ball away while under heavy pressure from Tyus Bowser and was flagged for intentional grounding, giving the Cougars a safety.

Ward threw for 233 yards and two touchdowns to help the Cougars to the victory that left Cougar fans storming the field to celebrate.

Score by Quarters	1	2	3	4	Total
Louisville	0	0	7	3	10
Houston	10	21	0	5	36

QTR	TIME	SCORING PLAY	P-Y	TOP	SCORE
1st	14:49	CATALON 13 yd pass from WARD (Cummings kick)	1-13	0:06	UH 7, UL 0
	0:49	CUMMINGS 33 yd field goal	7-21	2:16	UH 10, UL 0
2nd	12:18	CATALON 13 yd pass from WARD (Cummings kick)	7-56	2:24	UH 17, UL 0
	6:53	CATALON 2 yd run (Cummings kick)	12-73	3:17	UH 24, UL 0
	5:13	ALLEN 50 yd pass from BONNER (Cummings kick)	2-55	0:47	UH 31, UL 0
3rd	10:02	Hikutini 12 yd pass from Jackson (Creque kick)	9-64	3:40	UH 31, UL 7
4th	14:51	Creque 26 yd field goal	11-44	3:07	UH 31, UL 10
	5:57	CUMMINGS 46 yd field goal	10-50	3:28	UH 34, UL 10
	3:55	BOWSER safety			UH 36, UL 10

RUSHING: UL - Smith, J. 6-49-0, Jackson, L. 25-33-0, Radcliff, B. 9-19-0
 HOU - CATALON, D. 14-39-1, WARD, G. 15-24-0, BIRDEN, D. 2-10-0
PASSING: UL - Jackson, L. 20-43-0-211-1
 HOU - WARD, G. 25-44-0-233-2, ROY, D. 1-1-0-15-0, BONNER, L. 1-1-0-50-1
RECEIVING: UL - Hikutini, C. 4-30-1, Smith, J. 3-49-0, Dawkins, S. 3-49-0, Radcliff, B. 3-19-0, Quick, J. 2-13-0, Smith, J. 2-12-0, Samuel, T. 1-18-0, Bonnafon, R. 1-13-0, Staples, J. 1-8-0
 HOU - CATALON, D. 9-68-2, BONNER, L. 8-67-0, ALLEN, C. 4-105-1, DUNBAR, S. 3-36-0, SIMPSON, B. 1-15-0, BIRDEN, D. 1-7-0, CORBIN, K. 1-0-0
INTERCEPTIONS: UL - 0-0, HOU - 0-0
FUMBLES: UL - 0-0, HOU - 2-3

Stadium: TDECU Stadium **Attendance:** 42,822
Kickoff time: 7:02 pm **End of Game:** 10:35 pm **Total elapsed time:** 3:33
Officials: Referee: Michael Roche; Umpire: Greg Brenner; Linesman: Adam Loudin; Line judge: Tod Reese; Back judge: M. Griffith; Field judge: Ben Vasconcellis; Side judge: Mark Windham; Center judge: A. Calabrese
Temperature: 75 deg **Wind:** SSE 9 mph **Weather:** clear

MEMPHIS - In Houston's regular season finale, Riley Ferguson threw a 10-yard touchdown pass with 19 seconds left in a wild fourth quarter to lift Memphis to a 48-44 win over the Cougars.

Greg Ward Jr. guided the Cougars (9-3, 5-3 American Athletic Conference, No. 20 CFP) back from a 17-point halftime deficit, before Memphis took back the lead late.

Ward gave Houston a 44-41 lead with 1:29 remaining with his fourth TD toss, a 3-yard pass to Chance Allen.

But Memphis (8-4, 5-3) drove 72 yards in five plays and snapped a six-game losing streak against Houston after Ferguson found Anthony Miller for a 10-yard touchdown reception with 19 seconds left.

Ward was spectacular, completing 47 of 67 passes for 487 yards. He also rushed for a team-high 65 yards.

Memphis (8-4, 5-3) struck early against a Houston defense that stifled previously No. 3-ranked Louisville in a 36-10 home win last week.

The Tigers scored touchdowns on all three of their first-quarter drives, with Ferguson going 12 of 13 for 187 yards and two touchdowns in the quarter. His 67-yard pass to Phil Mayhue gave Memphis the early lead before Doroland Dorceus made it 14-3 with a 2-yard touchdown run.

	UH	MEM
FIRST DOWNS	33	28
RUSHES-YARDS (NET)	33-64	40-101
PASSING YDS (NET)	487	409
Passes Att-Comp-Int	47-69-1	30-45-0
TOTAL OFFENSE PLAYS-YARDS	101-624	79-555
Fumble Returns-Yards	0-0-0	0-0-0
Punt Returns-Yards	0-0-0	1-1-0
Kickoff Returns-Yards	2-44-0	5-108-0
Interception Returns-Yards	0-0-0	1-12-0
Punts (Number-Avg)	2-44	4-37.5
Fumbles-Lost	1-1	1-0
Penalties-Yards	9-69	10-94
Possession Time	33:01	26:59
Third-Down Conversions	11-21	8-16
Fourth-Down Conversions	3-3	2-2
Red-Zone Scores-Chances	4-4	5-5
Sacks By: Number-Yards	1-7	3-15

Score by Quarters	1	2	3	4	Total
Houston	10	7	10	17	44
Memphis	21	13	0	14	48

QTR	TIME	SCORING PLAY	P-Y	TOP	SCORE
1st	14:18	Mayhue 67 yd pass from Ferguson (Elliott kick)	2-74	0:42	UH 0, MEM 7
	11:01	CUMMINGS 41 yd field goal	11-51	3:17	UH 3, MEM 7
	8:24	Dorceus 1 yd run (Elliott kick)	8-83	2:31	UH 3, MEM 14
	5:09	CATALON 10 yd run (Cummings kick)	11-75	3:15	UH 10, MEM 14
	1:52	Mayhue 2 yd pass from Ferguson (Elliott kick)	10-65	3:17	UH 10, MEM 21
2nd	14:54	McCLOSKEY 29 yd pass from WARD (Cummings kick)	6-75	1:58	UH 17, MEM 21
	11:57	Elliott 40 yd field goal	10-50	2:52	UH 17, MEM 24
	7:13	Elliott 29 yd field goal	10-43	2:46	UH 17, MEM 27
	1:17	Henderson 2 yd run (Elliott kick)	9-58	3:40	UH 17, MEM 34
3rd	12:56	ALLEN 35 yd pass from WARD (Cummings kick)	7-65	01:55	UH 24, MEM 34
	4:49	CUMMINGS 25 yd field goal	13-62	4:44	UH 27, MEM 34
4th	13:07	CUMMINGS 26 yd field goal	18-64	5:40	UH 30, MEM 34
	7:02	BONNER 35 y pass from WARD (Cummings kick)	7-79	2:32	UH 37, MEM 34
	3:49	Miller 35 yd pass from Ferguson (Elliott kick)	10-75	3:13	UH 37, MEM 41
	1:29	Allen 3 yd pass from WARD (Cummings kick)	7-75	2:20	UH 44, MEM 41
	0:19	Miller 10 yd pass from Ferguson (Elliott kick)	5-72	1:05	UH 44, MEM 48

RUSHING: MEM- Dorceus, D. 15-82-0, Henderson, D. 7-36-0, Taylor, P. 7-36-0, Ferguson, R. 3-12-7, Pollard, T. 1-0-1, Miller, A. 1-0-12, HOU- WARD, G. 16-86-21, CATALON, D. 13-61-1, ROY, D. 1-11-0, BIRDEN, D. 1-2-0, BONNER, L. 1-0-0
PASSING: MEM- Ferguson, R. 30-45-0, HOU- WARD, G. 47-61-1, BONNER, L. 0-1-0
RECEIVING: MEM- Miller, A. 15-169-2, Mayhue, P. 6-142-2, Henderson, D. 2-34-0, Jones, K. 2-27-0, Magnifico, J. 2-26-0, Pollard, T. 2-8-0, Hurd, D. 1-3-0, HOU- Bonner, L. 12-235-1, ALLEN, C. 8-73-2, MCCLOSKEY, T. 7-86-1, CATALON, D. 7-41-0, DUNBAR, S. 5-48-0, JOHNSON, I. 3-6-0, WARD, G. 0-0-2-0
INTERCEPTIONS: MEM - 0-0, HOU - 0-0
FUMBLES: MEM - 1-0, HOU - 1-1

Stadium: Liberty Bowl **Attendance:** 36,527
Kickoff time: 11:07 am **End of Game:** 2:59 pm **Total elapsed time:** 3:52
Officials: Referee: Adam Savoie; Umpire: Paul Myers; Linesman: Dan Harrington; Line judge: Tod Reese; Back judge: Tom Ffmen; Field judge: James Reif; Side judge: Alex Moore; Center judge: Marcus Woods
Temperature: 51 deg **Wind:** NE @ 3 **Weather:** Partly Cloudy

2017 SEASON

COACHING STAFF

THE COUGARS

SEASON REVIEW

HISTORY & RECORDS



GAME RECAPS

Dec. 17 • Sam Boyd Stadium (29,286) • Las Vegas



HOUSTON	10
SAN DIEGO STATE	34

LAS VEGAS - Donnel Pumphrey broke the NCAA career rushing record Saturday in his college finale, running for 115 yards and a touchdown in San Diego State's 34-10 victory over Houston in the Las Vegas Bowl.

Ron Smith returned an interception 54 yards for a touchdown, Curtis Anderson caught a 28-yard touchdown pass from Christian Chapman, Juwan Washington ran for a touchdown, and John Baron kicked two field goals for the Aztecs (11-3). They overcame a 10-0 first-quarter deficit against the Cougars (9-4) for their second consecutive bowl win.

Neither the victory nor Pumphrey's record-setting performance seemed likely after Houston's defense absolutely smothered the Aztecs in the first quarter. Led by freshman Ed Oliver, Houston had seven tackles for loss on San Diego State's first 16 plays. Pumphrey had minus-1 yard rushing on seven carries in the first quarter and the Aztecs didn't have a first down until the first play of the second quarter - on a penalty for running into the kicker.

But Pumphrey started to gash Houston on the perimeter, giving San Diego State the lead for good on a 32-yard touchdown run late in the third quarter, and the defense intercepted four of Houston quarterback Greg Ward Jr.'s passes in the second half.

Ward threw for 229 yards and had a 2-yard touchdown run, tying Bryce Beall's school record of 39 rushing touchdowns.

Houston finished with 254 yards of total offense and just 25 yards rushing.

	UH	UCF
FIRST DOWNS	22	15
RUSHES-YARDS (NET)	49-158	33-40
PASSING YDS (NET)	240	155
Passes Att-Comp-Int	26-37-3	19-33-2
TOTAL OFFENSE PLAYS-YARDS	86-398	66-195
Fumble Returns-Yards	0-0-0	0-0-0
Punt Returns-Yards	2-4-0	1-3-0
Kickoff Returns-Yards	2-55-0	4-86-0
Interception Returns-Yards	2-26-0	3-22-0
Punts (Number-Avg)	4-35.0	6-41.5
Fumbles-Lost	3-1	4-2
Penalties-Yards	6-71	4-25
Possession Time	34:14	25:46
Third-Down Conversions	11-20	2-14
Fourth-Down Conversions	1-2	1-2
Red-Zone Scores-Chances	5-7	3-3
Sacks By: Number-Yards	3-32	4-27

Score by Quarters	1	2	3	4	Total
Houston	7	14	3	0	24
San Diego State	0	3	14	14	31

QTR	TIME	SCORING PLAY	P-Y	TOP	SCORE
1st	9:16	Killins 6 yd run (Wright kick)	7-54	2:43	UCF 7, UH 0
2nd	9:20	CUMMINGS 31 yd field goal	19-66	7:37	UCF 7, UH 3
	3:06	Wilson 1 yd run (Wright kick)	11-82	3:36	UCF 14, UH 3
	1:14	Hamilton 28 yd run (Wright kick)	4-47	0:26	UCF 21, UH 3
3rd	13:05	Wright 41 yd field goal	4-(-10)	1:19	UCF 24, UH 3
	9:49	WARD 1 yd run (Cummings kick)	8-75	3:16	UCF 24, UH 10
	5:40	BROOKER 6 yd pass from WARD (Cummings kick)	4-29	1:37	UCF 24, UH 17
4th	12:55	CATALON 12 yd run (Cummings kick)	3-24	1:09	UH 24, UCF 24
	7:27	WARD 14 yd run (Cummings kick)	9-59	3:50	UH 31, UCF 24

RUSHING: UCF - Hamilton, J. 8-23-1, Milton, M. 13-21-0, Killins, A. 3-6-1, Wilson, D. 7-4-1, McGowan, T. 1-(-1)-0
HOU - CATALON, D. 19-82-1, **BIRDEN, D.** 11-76-0, **WARD, G.** 17-15-2, **KING, D.** 1-(-7)-0
PASSING: UCF - Milton, M. 19-33-2-155-0
HOU - WARD, G. 26-37-3-240-1
RECEIVING: UCF - Smith, T. 13-137-0, Snelson, D. 2-6-0, Killins, A. 2-(-3)-0, Oldham, T. 1-17-0, Hamilton, J. 1-(-2)-0
HOU - CATALON, D. 7-40-0, **DUNBAR, S.** 5-52-0, **MCCLOSKEY, T.** 5-42-0, **KING, D.** 4-55-0, **ALLEN, C.** 3-47-0, **BROOKER, R.** 1-6-1, **BIRDEN, D.** 1-(-2)-0
INTERCEPTIONS: UCF - 3-22, HOU - 2-26
FUMBLES: UCF - 2-1, HOU 2-2

Stadium: TDECU Stadium **Attendance:** 35,846
Kickoff time: 11:01 am **End of Game:** 2:21 pm **Total elapsed time:** 3:20
Officials: Referee: Rick Loumiet; Umpire: Jeffrey Akers; Linesman: Todd Riddick; Line judge: Baron Ballester; Back judge: James Sima; Field judge: Glenn Crowther; Side judge: Bruce Williams; Center judge: Ryan Wingers
Temperature: 79 deg **Wind:** E 8 mph **Weather:** Partly cloudy

2016 AMERICAN ATHLETIC CONFERENCE STANDINGS

WEST	Conference		Overall	
	W-L	Pct.	W-L	Pct.
Navy	7-1	.875	9-5	.643
Tulsa	6-2	.750	10-3	.769
Memphis	5-3	.625	8-5	.615
Houston	5-3	.625	9-4	.692
SMU	3-5	.375	5-7	.417
Tulane	1-7	.125	4-8	.333

EAST				
	Conference		Overall	
	W-L	Pct.	W-L	Pct.
**Temple	7-1	.875	10-4	.714
USF	7-1	.875	11-2	.846
UCF	4-4	.500	6-7	.462
Cincinnati	1-7	.125	4-8	.333
East Carolina	1-7	.125	3-9	.250
UConn	1-7	.125	3-9	.250

**American Athletic Conference Champion

THE AMERICAN BOWL LINEUP

Las Vegas Bowl at Las Vegas, Nev. (Dec. 17)
 San Diego State 34, Houston 10

AutoNation Cure Bowl at Orlando, Fla. (Dec. 17)
 Arkansas State 31, UCF 13

Miami Beach Bowl at Miami, Fla. (Dec. 19)
 Tulsa 55, Central Michigan 10

Boca Raton Bowl at Boca Raton, Fla. (Dec. 20)
 Western Kentucky 51, Memphis 31

Lockheed Martin Armed Forces Bowl at Fort Worth, Texas (Dec. 23)
 Louisiana Tech 48, Navy 45

Military Bowl at Annapolis, Md. (Dec. 27)
 Wake Forest 34, Temple 26

Birmingham Bowl at Birmingham, Ala. (Dec. 29)
 USF 46, South Carolina 39

2017 SEASON

COACHING STAFF

THE COUGARS

SEASON REVIEW

HISTORY & RECORDS

#TOWN TAKEOVER™



- In Professional Football..... 100-101*
- NFL Draft History..... 102*
- Andre Ware & Wilson Whitley 103*
- Honor Roll.....104-108*
- Bowl History/Recaps..... 109-121*
- Year-by-Year History..... 122*
- Coaching History..... 123*
- Assistant Coaches 124*
- Miscellaneous History..... 125*
- All-Time Lettermen..... 126-129*
- Jersey Numbers130-133*
- Television History.....134-135*
- Series Records..... 136*
- Series History..... 137-139*
- All-Time Results140-145*
- Attendance Records..... 146-147*
- Individual Records.....148-149*
- Team Records..... 150-151*
- Houston Long Plays 152*
- Opponent Long Plays..... 153*
- Rushing Records.....154-155*
- 100-Yard Rushing Games156-158*
- 100-Yard Rushers 160-161*
- Passing Records.....162-165*
- 300-Yard Passing Games.....166*
- 300-Yard Passers.....167*
- Receiving Records168-171*
- 100-Yard Receiving Games.....172-173*
- 100-Yard Receivers174-175*
- All-Purpose Records176*
- Total Offensive Records..... 177*
- Return Records178-179*
- Scoring Records180-182*
- Punting Records 183*
- Defensive Records 184-187*
- Annual Leaders188-195*
- Houston Year-by-Year..... 196*
- Opponents Year-by-Year197*
- In the NCAA Records198-199*
- Miscellaneous Records 200-201*
- Bowl Records202*



IN THE PROS

2017 SEASON

COACHING STAFF

THE COUGARS

SEASON REVIEW

HISTORY & RECORDS

NATIONAL FOOTBALL LEAGUE

Arizona Cardinals

Player, Pos.	Last UH Yr. (NFL Yrs.)
Rex Hadnot, OL	2003 (2010-11)
Chuck Brown, C/G	1978 (1979-80)
Steve George, DT	1972 (1974)
Robert Giblin, DB	1974 (1977)
Kevin Kolb, QB	2006 (2011-12)
Richie Leone, P	2014 (2017 -)
Randy Love, RB	1978 (1979-85)
Hanik Milligan, FS	2002 (2006-07)
Hal Roberts, K	1973 (1974)
Earl Thomas, WR/TE	1970 (1974-75)

Atlanta Falcons

Greg Brezina, LB	1967 (1968-79)
Steve George, DT	1972 (1976)
Paul Gipson, FB	1968 (1969-70)
Errol Linden, OT	1960 (1966-68)
Leonard Mitchell, DL	1980 (1987)
Joey Mbua, DT	2014 (2015-16)
Alton Montgomery, DB	1989 (1993-95)
Jason Phillips, WR	1988 (1991-93)

Baltimore Ravens

Willie Gaston, CB	2006 (2007)
Tyus Bowser, LB	2016 (2017 -)

Buffalo Bills

Bill Bridges, OG	1969 (1970)
Charles Ford, DB	1970 (1975)
Kevin Kolb, QB	2006 (2013)
Harold Lewis, HB/DB	1958 (1960)
Don McDonald, HB	1959 (1961)
Fendi Onobun, TE	2009 (2010)
Antowain Smith, RB	1996 (1997-00)
Marcus Spriggs, OL	1996 (1997-00)

Carolina Panthers

Lamar Lathon, LB	1989 (1995-98)
Lamar Smith, RB	1993 (2002)

Cincinnati Bengals

Don Bass, TE	1977 (1978-81)
Royce Berry, LB	1968 (1969-75)
Mike Green, RB	1999 (2003)
William Jackson III, CB	2015 (2016 -)
David Klingler, QB	1991 (1992-95)
Warren McVea, WR/KR	1967 (1968)
Ostell Miles, RB	1991 (1992-93)
Mack Mitchell, DT	1974 (1979)
Alfred Oglesby, DT	1990 (1995)
Wilson Whitley, DT	1976 (1977-82)
Brandon Wilson, DB	2016 (2017 -)

Cleveland Browns

Willis Adams, WR	1978 (1979-85)
Rex Hadnot, OL	2003 (2008-09)
Charlie Hall, LB	1967 (1971-80)
Phillip Hunt, LB	2008 (2009)
Joe Bob Isbell, OG	1961 (1966)
Errol Linden, OT	1960 (1961)
Mack Mitchell, DT	1974 (1975-78)
Gerome Williams, S	1995 (1999)
Howard Wilson, CB	2016 (2017 -)

Chicago Bears

Royce Berry, LB	1968 (1976)
Charles Ford, DB	1970 (1971-73)
Thomas Gafford	2004 (2015)
Brandon Hartson, LS	2012 (2013)
Jimmy Herndon, OL	1995 (1997-98, 00-01)
Donald Jordan, RB	1983 (1984)
Don Mullins, DB	1960 (1961-62)
Willie Roberts, CB	1969 (1973)
L.D. Rowden, LB	1970 (1971)
Earl Thomas, WR/TE	1970 (1971-73)

Dallas Cowboys

Alois Blackwell, RB	1977 (1978-79)
Guy Brown, LB	1976 (1977-82)
Jim Colvin, DL/OG	1959 (1964-66)
James Dixon, WR	1988 (1989-91)
Ben Fricke, C	1997 (1999-2001)
Rodney Hannah, TE	2006 (2008)
Joe Bob Isbell, OG	1961 (1962-65)
Eugene Lockhart, LB	1983 (1984-90)
Robert Newhouse, FB	1971 (1972-83)

Denver Broncos

Allen Aldridge, LB	1993 (1994-97)
Anthony Alridge, RB	2007 (2008)
Tom Beer, TE/OG	1966 (1967-69)
Glenn Cadrez, LB	1991 (1995-2000)
Mike Clendenen, K	1984 (1987)
Carl Cunningham, LB	1966 (1967-70)
Simon Fletcher, DE	1984 (1985-95)
Thomas Gafford	2004 (2016)
Dennis Furjanic, DE	1966 (1967)
Gus Hollomon, DB	1967 (1968-69)
Alton Montgomery, DB	1989 (1990-92)
Riley Odoms, TE	1971 (1972-83)
Dick Post, HB	1966 (1971)
Bryant Winn, LB	1984 (1987)

Detroit Lions

Allen Aldridge, LB	1993 (1998-2001)
Patrick Edwards, WR	2011 (2012-14)
Paul Gipson, FB	1968 (1971)
D.J. Hayden, CB	2012 (2017 -)
Josh Lovelady, OG	2000 (2001-04)
Brandon Middleton, WR	2003 (2007-08)
Jason Phillips, WR	1988 (1989-90)
Wayne Rogers, LB	2000 (2001-02)
Pat Studstill, WR	1959 (1961-67)
André Ware, QB	1989 (1990-93)

Green Bay Packers

Kent Branstetter, OT	1971 (1973)
Reggie Burnette, LB	1990 (1991)
Johnny Jackson, DB	1988 (1992)
J.D. Kimmel, DT	1952 (1958)
Derrick Mathews, LB	2014 (2016 -)
Alfred Oglesby, DT	1990 (1992)
Marcus Spriggs, OL	1996 (2003)
Emile White, DB	2000 (2002)

Houston Texans

Bubba Evans, OL	2003 (2004)
Jimmy Herndon, OL	1995 (2002-03)
David Hunter, DT	2011 (2012-14)
Case Keenum, QB	2011 (2012-13, 14)
Stanford Rutt, CB	2004 (2012)

Indianapolis Colts

Donnie Avery, WR	2007 (2012)
Joey Banes, OT	1989 (1990)
Jim Colvin, DL/OG	1959 (1960-63)
Wiley Feagin, OG	1960 (1961-62)
Lee Hightower, DB	2015 (2016 -)
Marshall Johnson, WR	1974 (1975-80)
Harold Lewis, HB/DB	1958 (1959)
Dedric Mathis, DB	1995 (1996-97)
Delmonico Montgomery, DB	1996 (1997-99)
Hosea Taylor, NG/DT	1980 (1981, 1983)
Daryl Wilkerson, DT	1979 (1981)
George Wright, DT	1969 (1970-71)

Jacksonville Jaguars

Jimmy Herndon, OL	1995 (1996)
Ryan McCoy, LB	1993 (1995-97)
Jermaine Williams, RB	1996 (2000-01)

Kansas City Chiefs

Kimble Andres, RB	1989 (1991-2000)
Donnie Avery, WR	2007 (2013-14)
Jackie Battle, RB	2006 (2007-11)
Glenn Cadrez, LB	1991 (2001-02)
Tom Dimmick, OL/LB	1955 (1960)
Don Flynn, DB	1956 (1960-61)
Thomas Gafford, LS	2004 (2008-14)
Curley Johnson, E/HB/K	1956 (1961-62)
Warren McVea, WR/KR	1967 (1969-73)
Stanford Rutt, CB	2004 (2012)
Antoine Simpson, DL	1997 (1999)
Elmo Wright, WR	1970 (1971-74)

Miami Dolphins

Charlie Fowler DG/OT	1966 (1967-68)
Rex Hadnot, C	2003 (2004-07)
Marquay Love, DT	2006 (2007)
Cameron Malveaux, DL	2016 (2017 -)
Billy Milner, OT	1994 (1995)
Alfred Oglesby, DT	1990 (1991-92)
Lamar Smith, RB	1993 (2000-01)
Marcus Spriggs, OL	1996 (2001-02)
T.J. Turner, DT	1985 (1986-92)
Craig Veasey, DT	1989 (1994)

Minnesota Vikings

Carl Hilton, TE	1985 (1986-89)
Case Keenum, QB	2011 (2017 -)
Errol Linden, OT	1960 (1962-65)
Audray McMillian, FS	1984 (1989-93)

New England Patriots

Tom Beer, TE/OG	1966 (1970-72)
Wilbert Brown, OL	1998 (2003-04)
Paul Gipson, FB	1968 (1973)
Mike Gisler, OG	1991 (1993-97)
Claude King, HB	1959 (1962)
Eugene Lockhart, LB	1983 (1991-92)
Elandon Roberts, LB	2015 (2016 -)
Antowain Smith, RB	1996 (2001-03)
Pat Studstill, WR	1959 (1972)
Sebastian Vollmer, OT	2008 (2009-16)
Elmo Wright, WR	1970 (1975)

New Orleans Saints

Don Bass, TE	1977 (1982)
Carlos Bell, TE	1968 (1971)
Bo Burris, DB	1966 (1967-69)
Carl Cunningham, LB	1966 (1971)
Thomas Gafford, LS	2004 (2017 -)
Errol Linden, OT	1960 (1969-70)
Delmonico Montgomery, DB	1996 (2004)
Craig Robinson, OT	1970 (1972-73)
Antowain Smith, RB	1996 (2005)
Lamar Smith, RB	1993 (1998-99, 2003-04)
Jim Strong, HB/FB	1969 (1971-72)
Phillip Hunt, DE	2008 (2015)

New York Giants

Bobby Clatterbuck, QB	1953 (1954-57)
Jim Colvin, DL/OG	1959 (1967)
Charles Ford, DB	1970 (1975-76)
Robert Giblin, DB	1974 (1975-76)
Curley Johnson, E/HB/K	1956 (1969)

New York Jets

Glenn Cadrez, LB	1991 (1992-95)
Chuck Clements, QB	1996 (1997)
Don Flynn, DB	1956 (1961)
Mike Gisler, OG	1991 (1998-99)
Gus Hollomon, DB	1967 (1970-72)
Curley Johnson, E/HB/K	1956 (1962-68)
Larry Keller, LB	1974 (1976-78)
Alfred Oglesby, DT	1990 (1994-95)

Oakland Raiders

Dalva Allen, DE	1956 (1962-64)
Dan Birdwell, DT/DE	1961 (1962-69)
Charlie Brown, WR	1958 (1962)
Thomas Gafford	2004 (2015)
D.J. Hayden, CB	2012 (2013-16)
David Klingler, QB	1991 (1996-97)
Harold Lewis, HB/DB	1958 (1962)
Jim Norris, DT/OT	1961 (1962-63)
Charles Rieves, LB	1960 (1962-63)
Stanford Rutt, CB	2004 (2005-11)
André Ware, QB	1989 (1999)
Jermaine Williams, RB	1996 (1999, 01-02)

Philadelphia Eagles

Tom Dimmick, OL/LB	1955 (1956)
Charles Ford, DB	1970 (1974)
Phillip Hunt, DE	2008 (2011-13)
Kevin Kolb, QB	2006 (2007-10)
Leonard Mitchell, DL	1980 (1981-86)
Delmonico Montgomery, DB	1996 (2001)
Greg Ward Jr. WR	2064 (2017 -)

Pittsburgh Steelers

Demarcus Ayers, WR	2015 (2016 -)
Ken Hebert, WR	1967 (1968)
Craig Veasey, DT	1989 (1990-91)

Los Angeles Rams

Donnie Avery, WR	2007 (2008-10)
Sammy Brown, DE	2011 (2012-14)
Case Keenum, QB	2011 (2014, 2015-16)
Brandon Middleton, WR	2003 (2006)
Hanik Milligan, SS	2002 (2007)
Billy Milner, OT	1994 (1996)
Fendi Onobun, TE	2009 (2010)
Joffrey Reynolds, RB	2002 (2003)
Phillip Steward, LB	2012 (2013-14)
Pat Studstill, WR	1959 (1971)



IN THE PROS

2017 SEASON

COACHING STAFF

THE COUGARS

SEASON REVIEW

HISTORY & RECORDS

San Diego Chargers

Jackie Battle, RB	2006 (2012)
Kenneth Farrow, RB	2004 (2017 -)
Rex Hadnot, OL	2003 (2012)
Adrian McDonald, DB	2015 (2016 -)
Hanik Milligan, FS	2002 (2003-06)
Dick Post, HB	1966 (1967-70)
Gerome Williams S	1995 (1998)

San Francisco 49ers

Paul Carr, DB/LB	1953 (1955-58)
Johnny Jackson, DB	1988 (1989-92)
Tyler McCloskey FB	2016 (2017 -)
Delmonico Montgomery, DB	1996 (2000)
Mike Simpson, DB	1968 (1970-72)
Jim Strong, HB/FB	1969 (1970)

Seattle Seahawks

Glenn Montgomery, DT	1988 (1996)
Lamar Smith, RB	1993 (1994-97)
Nolan Frese, LS	2015 (2016 -)

Tampa Bay Buccaneers

David Barrett, FB	1980 (1982)
Wilbert Brown, OL	1998 (2000)
Reggie Burnette, LB	1990 (1992-93)
Everett Little, OT	1975 (1976)
Ed Thomas, TE	1989 (1991-92)
Chuck Weatherspoon, RB	1990 (1991)

Tennessee Titans (Houston Oilers)

Dalva Allen, DE	1956 (1960-61)
Donnie Avery, WR	2007 (2011)
Jackie Battle, RB	2006 (2013-14)
Bobby Brezina, HB	1962 (1963)
Don Brown, HB	1957 (1960)
Ken Chancellor, C	1962 (1964)
Biren Ealy, WR	2006 (2007-08)
Eddie Foster, SE	1976 (1977-78)
Mike Green, RB	1999 (2000-02)
Claude King, HB	1959 (1961)
Lamar Lathon, LB	1989 (1990-94)
Audray McMillian, FS	1984 (1985-87)
Glenn Montgomery, DT	1988 (1989-95)
Johnny Peacock, DB	1968 (1969-70)
Dick Post, HB	1966 (1971)
Charles Rieves, LB	1960 (1964)
Antowain Smith, RB	1996 (2004)
Rich Stotter, LB	1967 (1968)
Earl Thomas, WR/TE	1970 (1976)
Craig Veasey, DT	1989 (1992-93, 95)
Hogan Wharton, OG	1958 (1960-63)
Wilson Whitley, DT	1976 (1983)
Elmo Wright, WR	1970 (1975)

Washington Redskins

Anthony Alridge, RB	2007 (2009-10)
Wilbert Brown, OL	1998 (2002-03)
Wiley Feagin, OG	1960 (1963)
Melvin Jones, OG	1979 (1981)
J.D. Kimmel, DT	1952 (1955-56)
Derrick Mathews, LB	2014 (2015)
Joey Mbu, DT	2014 (2016 -)

ARENA FOOTBALL LEAGUE Anaheim Piranhas

Steve Clarke, OL/DL	1992 (1997)
---------------------	-------------

Arizona Rattlers

Nikia Adderson, OL/DL	2000 (2002-03,005)
Maurice Bryant, OS	1997 (2000-03)
William Fields, DS	1999 (2007)
Jerrian James, WR/LB	1998 (2008-10)
Hamin Milligan, DS	2001 (2003-04)
Sir Vincent Rogers, OL	2008 (2012)

Chicago Rush

Hamin Milligan, DS	2001 (2004)
--------------------	-------------

Dallas Desperados

Dustin Bell, K	2004 (2007)
Hamin Milligan, DS	2001 (2005-06)

Dallas Texans

Steve Clarke, OL/DL	1992 (1993)
Steve Harris, WR/DB	1992 (1993)
Sloan Hood, FB/LB	1986 (1991)

Detroit Drive

Everett Brown, WR/DB	1988 (1989)
----------------------	-------------

Florida Bobcats

Steve Clarke, OL/DL	1992 (1998)
---------------------	-------------

Fort Worth Cavalry

James Bevil, OL/DL	1991 (1994)
James Dixon, WR/DB	1988 (1994)
Chuck Weatherspoon, FB/LB	1990 (1994)

Georgia Force

Nikia Adderson, OL/DL	2000 (2004)
Hamin Milligan, DS	2001 (2007-10)

Houston Thunderbears

Thomas McGaughey, WR/DB	1995 (1998)
-------------------------	-------------

Iowa Barnstormers

Matangi Tonga, DL	2010 (2012-14)
-------------------	----------------

Jacksonville Sharks

Sir Vincent Rogers, OL	2008 (2013)
------------------------	-------------

Kansas City Brigade

Delmonico Montgomery, DS	1996 (2008)
--------------------------	-------------

Las Vegas Gladiators

Maurice Bryant, OS	1997 (2004)
--------------------	-------------

Las Vegas Sting

Steve Clarke, OL/DL	1992 (1994-95)
---------------------	----------------

Los Angeles Avengers

Patterson Owens, OL/DL	1998 (2000)
------------------------	-------------

Nashville Kats

Delmonico Montgomery, DS	1996 (2006-07)
Brian Robinson, WR/LB	2002 (2006)

New Orleans VooDoo

Delmonico Montgomery, DS	1996 (2004-05)
--------------------------	----------------

New York Dragons

Farouk Adelekan, OL/DL	2003 (2008)
Delmonico Montgomery, DS	1996 (2008)

Orlando Predators

Jerrian James, WR/LB	1998 (2006-07)
Dedric Mathis, DS	1995 (2000)
Matangi Tonga, DL	2010 (2014-15)

Philadelphia Soul

Maurice Bryant, OS	1997 (2005)
Jerrian James, WR/LB	1998 (2007)

St. Louis Stampede

Steve Harris, WR/DB	1992 (1995)
---------------------	-------------

San Jose Sabercats

Kenneth Fontenette, DB	2008 (2013)
Hamin Milligan, DS	2001 (2003)

Spokane Shock

Matangi Tonga, DL	2010 (2014-15)
-------------------	----------------

Texas Terror

Steve Clarke, OL/DL	1992 (1996)
Jimmy Klingler, QB	1993 (1996)
Thomas McGaughey, WR/DB	1995 (1996)
Patterson Owens, OL/DL	1998 (2000)

CANADIAN FOOTBALL LEAGUE Baltimore Stallions

Jason Youngblood, OL	1992 (1994)
----------------------	-------------

Birmingham Barracudas

Marcus Grant, WR	1991 (1995)
Manny Hazard, WR	1990 (1995)
Jimmy Klingler, QB	1993 (1995)
Jason Phillips, WR	1988 (1995)

British Columbia Lions

Adriano Belli, DL	1999 (2001)
Rusty Clark, QB	1969 (1971)
André Ware, QB	1999 (1996)
Richie Leone, P	2014 (2015-16)

Calgary Stampeders

Will Fields, CB	1999 (2001-04)
Wayne Geddes, OT	1955 (1956)
Vincent Marshall, WR	2006 (2009)
Scott Regimbald, RB	1999 (2000-04)
Joffrey Reynolds, RB	2002 (2004-11)
Shomari Williams, LB	2012 (2015)

Edmonton Eskimos

Charlie Brown, WR	1958 (1964-65)
Rusty Clark, QB	1969 (1970-71)
Joe Bob Smith, HB	1956 (1958-61)

Hamilton Tiger-Cats

Adriano Belli, DE	1999 (2004-06)
Don Caraway, LB	1956 (1961)
Marcus Grant, WR	1991 (1996)
Manny Hazard, WR	1990 (1995-96)
Keith Jack, WR	1993 (1994)
Dedric Mathis, DB	1995 (2001-04)

Jason Phillips, WR	1988 (1996)
Shomari Williams, LB	2007 (2013)

Montreal Alouettes

Adriano Belli, DL	1999 (2001-03)
Dedric Mathis, DB	1995 (2005-06)

Ottawa Redblacks

SirVincent Rogers, OL	2008 (2015 -)
------------------------------	----------------------

Ottawa Renegades

Chuck Clements, QB	1996 (2002)
--------------------	-------------

Ottawa Rough Riders

Val Belcher, OG	1976 (1979-82)
Bob Borah, SE	1958 (1959)
Eddie Foster, WR	1976 (1981)
Emmett King, RB	1978 (1979-80)

Sacramento Gold Miners

Roman Anderson, K	1991 (1994)
-------------------	-------------

San Antonio Texans

Roman Anderson, K	1991 (1995)
Leroy Truitt, OT	1990 (1995)

Saskatchewan Roughriders

Claude King, HB	1959 (1963)
Vincent Marshall, WR	2006 (2007-08)
Shomari Williams, LB	2007 (2010-12, 14)
Phillip Steward, LB	2012 (2015)

Shreveport Pirates

Randy Thornton, DE	1987 (1994-95)
--------------------	----------------

Toronto Argonauts

Dalva Allen, DE	1956 (1957)
Adriano Belli, DE	1999 (2007-10)
Eric Blount, LB	1992 (1994-95)
Don Caraway, LB	1956 (1958-59, 1961)
SirVincent Rogers, OL	2008 (2013-14)
André Ware, QB	1989 (1997)
Markeith Ambles, WR	2014 (2016)

Winnipeg Blue Bombers

Val Belcher, OG	1976 (1983-84)
Eric Blount, LB	1992 (1998, 2000-01)
Burr Davis, LB	1958 (1959-60)
Will Fields, CB	1999 (2005-06)
Phillip Hunt, DE	2008 (2010)
Vincent Marshall, WR	2006 (2010)
Donnie McGraw, RB	1975 (1977)
Scott Regimbald, RB	1999 (2004-06)

Current players in **BOLD**



NFL DRAFT HISTORY

2017 SEASON

COACHING STAFF

THE COUGARS

SEASON REVIEW

HISTORY & RECORDS

Year	Player	Round	Team
1951	Max Clark, RB	8th	Cleveland Browns
1952	Gene Shannon, RB	3rd	San Francisco 49ers
	John Carroll, T	17th	Chicago Bears
1953	Frank James, G	14th	Los Angeles Rams
	Vic Hampel, E	25th	Pittsburgh Steelers
	James McConaughey, E	27th	Green Bay Packers
1954	Paul Carr, LB	7th	San Francisco 49ers
	Robert Chuoke, T/E	16th	Detroit Lions
	Thomas Bailes, B	20th	Philadelphia Eagles
	Bobby Clatterbuck, QB	27th	New York Giants
	Donald Folks, E	30th	San Francisco 49ers
1955	Lavell Isbell, T	21st	Green Bay Packers
1956	Don Caraway, B	7th	Washington Redskins
	Tom Dimmick, T	10th	Philadelphia Eagles
	Ken Wind, E	17th	Detroit Lions
1957	Curley Johnson, B/P	7th	Pittsburgh Steelers
	Rudy Spitzenburger, G	12th	Cleveland Browns
	Earl Kaiser, B	15th	San Francisco 49ers
	Don Boudreaux, T	17th	Green Bay Packers
	Buddy Terry, T	17th	Chicago Cardinals
	Dalva Allen, T	23rd	Los Angeles Rams
	Joe Smith, B	28th	Detroit Lions
	Don Caraway, B	29th	Chicago Bears
1958	Don Caraway, B	4th	New York Giants
	Hogan Wharton, T	11th	San Francisco 49ers
	Don McDonald, QB	29th	Philadelphia Eagles
	John Peters, T	30th	Green Bay Packers
1959	Don Brown, B	2nd	Los Angeles Rams
	Harold Lewis, B	7th	Baltimore Colts
	Harold Davis, G	9th	Pittsburgh Steelers
	Walter Kelly, B	15th	Los Angeles Rams
	Bob Davis, B	23rd	Baltimore Colts
1960 (N)	Jim Colvin, OL	8th	Baltimore Colts
	Claude King, B	18th	Chicago Bears
(A)	Claude King, B	NA	Denver Broncos
	Jim Colvin, T	NA	Denver Broncos
	Harold Evans, B	NA	Oakland Raiders
1961 (N)	Errol Linden, E	10th	Detroit Lions
(A)	Errol Linden, E	29th	Houston Oilers
1962 (N)	Dan Birdwell, C	5th	Detroit Lions
	Murdock Hooper, T	8th	Detroit Lions
	James Norris, T	10th	Los Angeles Rams
	Walter Nikirk, T	15th	Los Angeles Rams
(A)	Dan Birdwell	6th	Oakland Raiders
	Jim Norris, T	7th	Oakland Raiders
	Joe Bob Isbell, L	20th	Houston Oilers
	Ken Bolin, B	22nd	Houston Oilers
	Walter Nikirk, T	28th	New York Titans
1963 (N)	Bobby Brezina, B	20th	Green Bay Packers
1965 (A)	Gus Brezina, B	20th	Houston Oilers
1967 (N)	Bo Burris, DB	2nd	New Orleans Saints
	Paul Otis, DT	9th	Pittsburgh Steelers
	Charles Fowler, T	12th	Cleveland Browns
(A)	Tom Beer, TE	2nd	Denver Broncos
	Carl Cunningham, DE	4th	Denver Broncos
	Dick Post, RB	4th	San Diego Chargers
	Dennis Furjanic, DE	13th	Denver Broncos
1968 (N)	Ken Hebert, FL/K	3rd	Pittsburgh Steelers
	Greg Brezina, LB	11th	Atlanta Falcons
	Bill Pickens, G	11th	Baltimore Colts
	Don Bean, FL	15th	Atlanta Falcons
	George Nordgren, FB	17th	Dallas Cowboys


Year	Player	Round	Team
1968 (A)	Warren McVea, FL	4th	Cincinnati Bengals
	Gus Hollomon, DB	4th	Denver Broncos
	Tom Pacionek, DB	9th	Miami Dolphins
	Rich Stotter, G	14th	Houston Oilers
1969 (N)	Paul Gipson, RB	2nd	Atlanta Falcons
	Ken Spain, DE	16th	Detroit Lions
(A)	John Peacock, DB	5th	Houston Oilers
	Royce Berry, DE	7th	Cincinnati Bengals
	Cliff Larson, DE	7th	New York Jets
	Mike Simpson, DB	13th	San Diego Chargers
1970	Bill Bridges, OG	5th	Buffalo Bills
	Rusty Clark, QB	6th	San Francisco 49ers
	Jim Strong, RB	7th	San Francisco 49ers
1971	Elmo Wright, WR	1st (16)	Kansas City Chiefs
	Charles Ford, DB	2nd	Chicago Bears
	Charles Hall, LB	3rd	Cleveland Browns
	Carlos Bell, RB	4th	New Orleans Saints
	Earl Thomas, TE	6th	Chicago Bears
	L. D. Rowden, LB	10th	Chicago Bears
	Bennie Frye, C	13th	Minnesota Vikings
	Ted Heiskell, RB	15th	St. Louis Cardinals
	Craig Robinson, T	16th	New Orleans Saints
	Rich Harrington, QB	16th	Baltimore Colts
1972	Riley Odoms, TE	1st (5)	Denver Broncos
	Robert Newhouse, RB	2nd	Dallas Cowboys
	Tom Mozisek, RB	3rd	New York Giants
	Kent Branstetter, DT	9th	New Orleans Saints
	Willie Roberts, DB	13th	Houston Oilers
1974	Steve George, DT	3rd	St. Louis Cardinals
1975	Mack Mitchell, DE	1st (5)	Cleveland Browns
	Gerald Hill, LB	3rd	Miami Dolphins
	Robert Giblin, DB	4th	New York Giants
	Marshall Johnson, RB	4th	Baltimore Colts
	Harold Evans, LB	4th	Pittsburgh Steelers
	Bubba Broussard, LB	6th	Minnesota Vikings
	Reggie Cherry, RB	7th	Buffalo Bills
	Larry Keller, LB	9th	San Diego Chargers
	Miller Bassler, TE	16th	Pittsburgh Steelers
1976	Everett Little, G	4th	Tampa Bay Buccaneers
1977	Wilson Whitley, DT	1st (8)	Cincinnati Bengals
	Val Belcher, G	3rd	Dallas Cowboys
	Guy Brown, LB	4th	Dallas Cowboys
	Eddie Foster, WR	8th	Houston Oilers
1978	Don Bass, TE	3rd	Cincinnati Bengals
	Alois Blackwell, RB	4th	Dallas Cowboys
1979	Willis Adams, WR	1st (20)	Cleveland Browns
	Emmett King, RB	7th	New York Jets
	Randy Love, RB	8th	New England Patriots
	Grady Ebersberger, DT	10th	Los Angeles Rams
1980	David Hodge, LB	4th	San Francisco 49ers
	Melvin Jones, G	7th	Washington Redskins
	Delrick Brown, DB	11th	St. Louis Cardinals
1981	Leonard Mitchell, DE	1st (27)	Philadelphia Eagles
	Hosea Taylor, NG	8th	Baltimore Colts
1982	David Barrett, FB	4th	Tampa Bay Buccaneers
	Lonell Phea, SE	6th	New York Jets
	Alvin Ruben, TE	7th	Denver Broncos
1983	Weedy Harris, LB	5th	Denver Broncos
	James Durham, DB	8th	Buffalo Bills
	Calvin Eason, DB	11th	New England Patriots
1984	Eugene Lockhart, LB	6th	Dallas Cowboys
	Dwyane Love, FB	11th	Los Angeles Rams
	David Roberson, FL	12th	New York Jets
	Donald Jordan, RB	12th	Chicago Bears
	Carl Lewis, WR	12th	Dallas Cowboys

Year	Player	Round	Team
1985	Simon Fletcher, DE	2nd	Denver Broncos
	Audray McMillian, FS	3rd	New England Patriots
	Bryant Winn, LB	12th	Washington Redskins
1986	T. J. Turner, DT	3rd	Miami Dolphins
	Carl Hilton, TE	7th	Minnesota Vikings
	Larry Shepherd, WR	12th	Los Angeles Raiders
1989	Johnny Jackson, DB	5th	San Francisco 49ers
	Glenn Montgomery, DT	5th	Houston Oilers
	Jason Phillips, WR	10th	Detroit Lions
1990	André Ware, QB	1st (7)	Detroit Lions
	Lamar Lathon, LB	1st (15)	Houston Oilers
	Alton Montgomery, SS	2nd	Denver Broncos
	Alfred Oglesby, DT	3rd	Miami Dolphins
	Craig Veasey, DE	3rd	Pittsburgh Steelers
	Chris Ellison, FS	11th	Atlanta Falcons
	Joey Banes, OT	11th	Houston Oilers
1991	Reggie Burnette, LB	7th	Green Bay Packers
	Chuck Weatherspoon, SB	9th	Philadelphia Eagles
1992	David Klingler, QB	1st (6)	Cincinnati Bengals
	Glenn Cadrez, DE	6th	New York Jets
	John Brown, WR	7th	Chicago Bears
	Ostell Miles, RB	9th	Cincinnati Bengals
	Mike Gisler, OG	11th	New Orleans Saints
1993	Allen Aldridge, LB	2nd	Denver Broncos
	Lamar Smith, RB	4th	Seattle Seahawks
	Ryan McCoy, LB	6th	Philadelphia Eagles
1994	Billy Milner, OT	1st (25)	Miami Dolphins
1996	Dedric Mathis, DB	2nd	Indianapolis Colts
	Jimmy Herndon, OL	5th	Jacksonville Jaguars
1997	Antowain Smith, RB	1st (23)	Buffalo Bills
	Delmonico Montgomery, CB	4th	Indianapolis Colts
	Marcus Spriggs, QB	6th	Buffalo Bills
	Chuck Clements, OL	6th	New York Jets
1998	Leonta Rheaums, DL	4th	New England Patriots
	Ben Fricke, OL	7th	New York Giants
2000	Mike Green, FB	7th	Tennessee Titans
2003	Hanik Milligan, S	6th	San Diego Chargers
2004	Rex Hadnot, C	6th	Miami Dolphins
2005	Stanford Routt, DB	2nd	Oakland Raiders
2007	Kevin Kolb, QB	2nd	Philadelphia Eagles
2008	Donnie Avery, WR	2nd	St. Louis Rams
2009	Sebastian Vollmer, OT	2nd	New England Patriots
2010	Fendi Onobun, TE	6th	St. Louis Rams
2013	D.J. Hayden, CB	1st (12)	Oakland Raiders
2016	William Jackson III, CB	1st (24)	Cincinnati Bengals
	Elandon Roberts, LB	6th	New England Patriots
	Demarcus Ayers, WR	7th	Pittsburgh Steelers
2017	Tyus Bowser, LB	2nd	Baltimore Ravens
	Howard Wilson, CB	4th	Cleveland Browns
	Brandon Wilson, DB	6th	Cincinnati Bengals

First-round choices in **bold**
 Number indicates First-Round selection number
 (N) and (A) indicate NFL or AFL drafts from 1960-69.

NATIONAL AWARDS

1989 • HEISMAN TROPHY WINNER • ANDRÉ WARE



In 1989 University of Houston junior quarterback André Ware was the recipient of the 55th annual Heisman Trophy.

The award, presented by the Downtown Athletic Club of New York, culminated a record-setting season in which Ware set 26 NCAA and 15 Southwest Conference records for passing and total offense.

He became the first Cougar and the fifth player from the Southwest Conference to win the Heisman, and he did it without playing a single game before live national television cameras.

Despite playing just a little more than the first half of most games, Ware completed 365-of-578 pass attempts (.631) for 4,699 yards and 46 touchdowns to lead the Cougars to a 9-2 season record and a No.14 national ranking.

The soft-spoken native of Dickinson, Texas, captured the nation's imagination in his first full season as a starting quarterback, averaging over 427 yards passing per game and at one point attempting 154 straight passes without an interception.

A consensus First-Team All-American, Ware left Houston following his junior season to enter the NFL Draft, where he was a first-round and seventh overall pick by the Detroit Lions. He also played in the Canadian Football League before retiring.

In 1996, Ware returned to UH to earn his bachelor's degree in marketing. Of that accomplishment Ware said, "This ranks right up there with receiving the Heisman Trophy."

Ware was inducted into the College Football Hall of Fame in 2004.

Today, he can be heard as an analyst for ESPN college football on Saturdays and for Houston Texans radio broadcasts on Sundays during the NFL season.

Year	G	Comp	Att	Int	TD	Pct	Yards	YPG	LP	Rating
1987	5	83	140	5	4	59.3	996	199.2	74	121.3
1988	11	212	356	8	25	59.6	2,507	227.4	70	137.4
1989	11	365	578	15	46	63.1	4,699	427.2	87	152.5
Totals	27	660	1,074	28	75	61.4	8,202	303.7	87	143.5

1976 • LOMBARDI AWARD WINNER • WILSON WHITLEY



After leading the University of Houston to the 1976 Southwest Conference Championship in the Cougars' first season in the league, Wilson Whitley was honored with the Lombardi Award as the nation's most outstanding college lineman.

Though double-teamed and often triple-teamed during the season, the 6-3, 268-pound Whitley routinely dominated the line of scrimmage from his defensive tackle position. He led the team in quarterback sacks, fumbles caused and fumbles recovered, anchoring a defense that held the opposition to 10 or fewer points five times during the regular season.

In a near perfect defensive performance on the road against the University of Texas, Whitley and the Cougar defense held the Longhorns to eight total first downs and 24 net yards rushing en route to a 30-0 victory. Houston went on to defeat previously unbeaten Maryland in the Cotton Bowl to cap a 10-2 season.

Though 1976 was his one and only year of competition in the Southwest Conference, Whitley was named the league's Player of the Decade for the 1970s. The native of Brenham, Texas, was the first and just one of three league players ever to win the Lombardi Award.

In the spring of 1976, Whitley was the eighth overall selection in the NFL Draft by the Cincinnati Bengals, with whom he played for six seasons.

After a seven-year professional football career, which also included one season with the Houston Oilers, Whitley served as the National Director of Sports Marketing with Holiday Inn, Inc., until he suffered a fatal heart attack in 1992.

He was inducted into the University's Hall of Honor in 1998, the Texas High School Football Hall of Fame in 1985, and was a member of the *Texas Football Magazine's* Silver Anniversary Team as both a high school and collegiate player.

He was enshrined in the College Football Hall of Fame in July 2008.



HONOR ROLL

2017 SEASON

COACHING STAFF

THE COUGARS

SEASON REVIEW

HISTORY & RECORDS

CONFERENCE CHAMPIONSHIPS

Year	Conference	Conference		Overall		Final Ranking (AP/Coaches)	Coach	Runner-Up
		Record	Pct.	Record	Pct.			
2015	American Athletic	7-1	.875	13-1	.929	#8/#8	Tom Herman	Temple
2006	Conference USA	7-1	.875	10-4	.714		Art Briles	Southern Miss
1996	Conference USA	4-1	.800	7-5	.583		Kim Helton	Tied with Southern Miss
1984	Southwest	6-2	.750	7-5	.583		Bill Yeoman	Tied with SMU
1979	Southwest	7-1	.875	11-1	.917	#5/#5	Bill Yeoman	Tied with Arkansas
1978	Southwest	7-1	.875	9-3	.750		Bill Yeoman	Arkansas
1976	Southwest	7-1	.875	10-2	.833	#4/#4	Bill Yeoman	Tied with Texas Tech
1959	Missouri Valley	3-1	.750	3-7	.300		Hal Lahar	North Texas
1957	Missouri Valley	3-0-1	.875	5-4-1	.550		Hal Lahar	North Texas
1956	Missouri Valley	4-0	1.000	7-2-1	.750		Bill Meek	Tulsa, Oklahoma State
1952	Missouri Valley	3-0	1.000	8-2	.800	NA/#19 (UPI)	Clyde Lee	Tulsa

COLLEGE FOOTBALL HALL OF FAME

2007	Wilson Whitley, Player
2004	André Ware, Player
2001	Bill Yeoman, Coach

HEISMAN TROPHY

1989	André Ware, QB
------	----------------

LOMBARDI AWARD

1976	Wilson Whitley, DL
------	--------------------

DAVEY O'BRIEN AWARD

2015	Greg Ward Jr., QB	Semifinalist
2011	Case Keenum, QB	Finalist
2009	Case Keenum, QB	Finalist
1990	David Klingler, QB	Finalist
1989	André Ware, QB	

SAMMY BAUGH TROPHY

2011	Case Keenum, QB
2009	Case Keenum, QB
1990	David Klingler, QB

MANNING AWARD

2015	Greg Ward Jr., QB	Finalist
------	-------------------	----------

MAXWELL AWARD

2015	Greg Ward Jr., QB	Semifinalist
------	-------------------	--------------

JIM THORPE AWARD

2015	Adrian McDonald, S	Semifinalist
------	--------------------	--------------

COLLEGE FOOTBALL PERFORMANCE NATIONAL QUARTERBACK AWARD

2009	Case Keenum, QB
------	-----------------

EARL CAMPBELL AWARD

2015	Greg Ward Jr., QB
------	-------------------

ALL-AMERICANS

First Team unless noted

2016	Ed Oliver, DT	Scout; ESPN; CBS Sports; Sports Illustrated; AP; USA TODAY; TSN; PSM (2nd); AFCA (2nd); FWAA (2nd)
2013	Richie Leone, P	FWAA (2nd)

2011	Patrick Edwards, WR	AP (3rd); PSM (3rd), SI.com (HM)
------	---------------------	----------------------------------

	Sammy Brown, LB	PSM (3rd) SI.com (HM)
	Case Keenum, QB	PSM (4th) SI.com (HM)

2010	Patrick Edwards, WR	SI.com (HM)
2009	Case Keenum, QB	CFN, CBS Sports.com (2nd), PSM (2nd), Camp (2nd), Rivals.com (2nd), SI.com (HM)

	James Cleveland, WR	CFN (HM) SI.com (HM)
	Tyron Carrier, WR	SI.com (HM)

2008	Phillip Hunt, DE	PSM (4th)
2007	Donnie Avery, WR	PSM (2nd), CFN (HM)
	Anthony Alridge, RB	PSM (4th), CFN (HM)

2006	Kevin Kolb, QB	CFN (HM)
2003	Brandon Middleton, WR	WRSI.com (HM)

2002	Joffrey Reynolds, RB	CNNSI (HM)
2000	Wayne Rogers, LB	FBN (HM)
1999	Greg Brown, OG	FBN (HM)
	Ketric Sanford, RB	FBN (HM)

1998	Louis Hampton, DL	FBN (HM)
	Jerrian James, WR	CS (HM)
	Ketric Sanford, RB	CS (HM)

1997	Ben Fricke, C	FWAA, AP, TSN (2nd), FN (HM)
------	---------------	------------------------------

1996	Antowain Smith, TB	FBN (HM)
1995	Jimmy Herndon, OT	CS (3rd), UPI (HM)

1994	Billy Milner, OT	FBN (HM)
1993	Ryan McCoy, LB	UPI (3rd)

1992	Darrell Clapp, OT	AP (HM)
	Freddie Gilbert, WR	FBN (HM)
	Steve Harris, DB	FBN (HM)
	Jimmy Klingler, QB	FBN (HM)
	Ryan McCoy, LB	FBN (HM)
	Sherman Smith, WR	FBN (HM)
	Jason Youngblood, OG	FBN (HM)

1991	Roman Anderson, PK	FBN (HM)
	Marcus Grant, WR	FBN (HM)

1990	David Klingler, QB	AP (3rd)
	Manny Hazard, WR	AP (3rd)
	Roman Anderson, PK	FBN (HM)
	Reggie Burnette, LB	FBN (HM)
	Mike Gisler, OG	FBN (HM)
	Tray Hooper, DT	FBN (HM)
	Jason Jessup, OT	FBN (HM)
	Jerry Parks, DB	FBN (HM)
	Ryan McCoy, LB	FBN (HM)
	Chuck Weatherspoon, RB	FBN (HM)

1989	André Ware, QB	CONSENSUS
------	----------------	-----------

	Manny Hazard, WR	AP, FBN (2nd)
	Chuck Weatherspoon, RB	TSN
	Craig Veasey, DE	TSN
	Cornelius Price, CB	TSN (2nd)
	Joey Banes, OT	TSN (HM)
	Byron Forsythe, C	TSN (HM)
	Kimble Anders, FB	TSN (HM)
	Alfred Oglesby, DT	TSN (HM)
	Alton Montgomery, S	AP (HM)

1988	Jason Phillips, WR	CONSENSUS
------	--------------------	-----------

	Johnny Jackson, DB	AP (2nd), TSN (2nd)
	James Dixon, WR	TSN (2nd), AP (HM)
	Chuck Weatherspoon, SB	TSN (2nd), AP (HM)
	Glenn Montgomery, DT	AP (HM), TSN (HM)

	André Ware, QB	AP (HM), TSN (HM)
	Joey Banes, OT	AP (HM)
	Byron Forsythe, OG	AP (HM)
	Lamar Lathon, LB	AP (HM)
	Alton Montgomery, DB	AP (HM)

1987	Jason Phillips, WR	UPI (HM)
	Johnny Jackson, DB	UPI (HM)

1985	Carl Hilton, TE	AP (HM)
	Todd Schoppe, C	AP (HM)

1984	Carl Hilton, TE	TSN
	Audrey McMillian, DB	AP (HM)
	T.J. Turner, DT	TSN (2nd), AP (HM), UPI (HM)

1982	Maceo Fifer, OT	UPI (2nd)
	Weedy Harris, LB	AP (HM)
	T.J. Turner, DT	FBN (Fr.)

1981	Maceo Fifer, OT	AP (2nd), UPI (HM)
	Mark Ford, TE	AP (HM), UPI (HM)
	Butch LaCroix, DB	AP (HM)
	Terry Monroe, DT	AP (HM)
	Grady Turner, LB	AP (HM)

1980	Leonard Mitchell, DT	CONSENSUS
	Hosea Taylor, NG	CAMP, FWAA, FBN (2nd), NEA (2nd), AP (HM)
	Steve Bradham, LB	AP (HM)
	Lonell Phea, SE	AP (HM)
	Randy Swisher, C	AP (HM)

1979	David Hodge, LB	KOD, AP (2nd), FBN (2nd), TSN (HM)
	Melvin Jones, OT	KOD, CAMP, FBN, AP (3rd), UPI (HM), TSN (HM)
	Hosea Taylor, DT	NEA, UPI (HM), TSN (HM)

1978	Willis Adams, WR	TSN (HM)
	Elvis Bradley, DB	TSN (HM)
	Chuck Brown, C	AP (3rd)
	Danny Davis, QB	AP (HM), TSN (HM)
	David Hodge, LB	AP (HM), TSN (HM)
	Hosea Taylor, DT	AP (HM), TSN (HM)
	Dennis Greenawalt, OG	AP (HM)
	Emmett King, RB	AP (HM)

1977	Don Bass, WR	AP (HM), UPI (HM), TSN (HM)
	Alois Blackwell, RB	TSN (HM)
	Chuck Brown, C	AP (HM)
	Anthony Francis, DB	AP (HM), UPI (HM), TSN (HM)

1976	Wilson Whitley, DT	CONSENSUS
	Don Bass, TE	AP (HM)
	Val Belcher, OG	AP (HM), UPI (HM), TSN (HM)
	Alois Blackwell, RB	TSN (HM)
	Danny Davis, QB	AP (HM), TSN (HM)
	Anthony Francis, DB	AP (HM), UPI (HM), TSN (HM)
	Vincent Greenwood, DE	AP (HM)

1974	Robert Giblin, DB	KOD, Time, AP (HM), UPI (HM), TSN (HM)
	John Housman, RB	AP (HM)
	Mack Mitchell, DE	Time, AP (2nd)

1973	Robert Giblin, DB	AP (HM)
	Deryl McGallion, LB	AP (3rd)

1971	Robert Newhouse, RB	AP (2nd)
	Riley Odums, TE	TSN

1970	Elmo Wright, WR	CONSENSUS
	Charlie Hall, LB	AP (3rd)
	Richard Harrington, DB	AP (HM)

1969	Bill Bridges, OG	CONSENSUS
	Jim Strong, RB	AP (2nd)
	Elmo Wright, WR	AP (2nd), UPI (2nd)

	Jerry Drones, DE	AP (HM)
	Glenn Graef, LB	AP (HM)

1968	Paul Gipson, FB	AFCA, AP (2nd), TSN (2nd)
	Johnny Peacock, DB	AP (3rd)
	Elmo Wright, WR	AP (HM)

1967	Rich Stotter, OG	CONSENSUS
	Greg Brezina, LB	Sports Extra
	Paul Gipson, FB	AP (2nd)
	Ken Hebert, SE	Look, Sports Extra, AP (HM)

	Warren McVea, RB	Sports Extra, UPI (2nd), AP (HM)
--	------------------	----------------------------------

1966	Warren McVea, RB	UPI (HM)
	Dick Post, RB	AP (HM)
	Ken Hebert, SE	AP (HM)

1958	Hogan Wharton, T	FWAA, AP (HM)
	Bob Borah, E	AP (HM)

1952	J.D. Kimmel, DT	AP, Chicago Tribune (HM)
------	-----------------	--------------------------

	Paul Carr	AP (HM), Chicago Tribune (HM)
--	-----------	-------------------------------

1951	Paul Carr, LB	AP (HM)
	Vic Hampel, OE	AP (HM)
	Buck Miller, OT	AP (HM)
	Gene Shannon, RB	AP (HM)

AP – Associated Press; UPI – United Press International; TSN – The Sporting News; FBN – Football News; FWAA – Football Writer's Association of America; KOD – Kodak; CAMP – Walter Camp; Time – Time Magazine; AFCA – American Football Coaches Association; CS – College Sports Magazine; PSM – Phil Steele's College Football Magazine; CFN – College Football News; FN – Football News; NEA – Newspaper Editors Association; LOOK – Look Magazine.

Consensus All-Americans in bold



HONOR ROLL

2017 SEASON

COACHING STAFF

THE COUGARS

SEASON REVIEW

HISTORY & RECORDS

DIVISION I-A NATIONAL COACH OF THE YEAR

2006 Art Briles SportExe

NATIONAL FIRST-YEAR COACH OF THE YEAR

2015 Tom Herman FWAA

BEAR BRYANT COACH OF THE YEAR

2015 Tom Herman Finalist

EDDIE ROBINSON COACH OF THE YEAR

2015 Tom Herman Finalist

CHRIS SAILER KICKING & RUBIO LONG SNAPPING ALL-AMERICANS

2015 Nolan Frese 3rd

NATIONAL FRESHMAN OF THE YEAR

2016 Ed Oliver, DT Scout

FRESHMAN ALL-AMERICANS

First Team unless noted

2016 Ed Oliver, DT FWAA, Scout.com

USA TODAY, ESPN.com

2015 Will Noble, C FWAA, Scout.com

USA TODAY, ESPN.com

2013 John O'Korn, QB Athlon (3rd)

2012 Trevon Stewart, DB FWAA, SN

2011 Rowdy Harper, OL PSM (2nd)

CFN (HM)

Derrick Matthews, LB PSM (2nd)

CFN (HM)

ACADEMIC ALL-AMERICANS

1988 Keith Jenkins, DE

1977 Kevin Rollwage, OT

1976 Kevin Rollwage, OT

Mark Mohr, CB

1969 Elmo Wright, WR

1968 Chuck Odom, OT

1967 Rich Stotter, OG

1964 Horst Paul, E

CONFERENCE COACH OF THE YEAR

2015 Tom Herman (Co) American

2011 Kevin Sumlin C-USA

2009 Kevin Sumlin C-USA

2006 Art Briles C-USA

1996 Kim Helton C-USA

CONFERENCE MOST VALUABLE PLAYER

2011 Case Keenum, QB C-USA

2009 Case Keenum, QB C-USA

CONFERENCE OFFENSIVE PLAYER OF THE YEAR

2011 Patrick Edwards, WR C-USA

2008 Case Keenum, QB C-USA

2006 Kevin Kolb, QB C-USA

1996 Antowain Smith, RB C-USA

1990 David Klingler, QB SWC

1989 André Ware, QB SWC

1987 Jason Phillips, WR SWC

1978 Danny Davis, QB SWC

CONFERENCE DEFENSIVE PLAYER OF THE YEAR

2008 Phillip Hunt, DE C-USA

2000 Wayne Rogers (Co), LB C-USA

CONFERENCE NEWCOMER OF THE YEAR

2011 D.J. Hayden, CB C-USA

2009 James Cleveland, WR C-USA

CONFERENCE OFFENSIVE NEWCOMER OF THE YEAR

1991 Freddie Gilbert, WR SWC

(Houston Post, Fort Worth Star-Telegram)

1989 Manny Hazard, WR SWC

CONFERENCE DEFENSIVE NEWCOMER OF THE YEAR

1988 Alton Montgomery, SS SWC

CONFERENCE BACK OF THE YEAR

1955 Curley Johnson, RB MVC

CONFERENCE OFFENSIVE LINEMAN OF THE YEAR

1978 Chuck Brown (DTH), C SWC

1958 Hogan Wharton, T MVC

1957 Hogan Wharton, T MVC

DTH - Dallas Time Herald

CONFERENCE SPECIAL TEAMS PLAYER OF THE YEAR

2013 Demarcus Ayers, KR American

CONFERENCE ROOKIE OF THE YEAR

2016 Ed Oliver, DT American

CONFERENCE FRESHMAN OF THE YEAR

2013 John O'Korn, QB American

2009 Charles Sims, RB C-USA

2008 Bryce Beall, RB C-USA

2007 Case Keenum, QB C-USA

2003 Kevin Kolb, QB C-USA

1997 Jason McKinley, QB C-USA

1996 Ketric Sanford, RB C-USA

SOUTHWEST CONFERENCE ALL-DECADE TEAM

1980s André Ware, QB

Jason Phillips, WR

1970s Wilson Whitley, DL

SOUTHWEST CONFERENCE PLAYER OF THE DECADE

1980s André Ware, QB

1970s Wilson Whitley, DL

SOUTHWEST CONFERENCE POST-WAR ALL-TIME TEAM

(Texas Football Magazine)

Wilson Whitley, DL

BILL WILLIS AWARD

2016 Ed Oliver, DL

COLUMBUS TOUCHDOWN CLUB PLAYER OF THE YEAR

1990 David Klingler, QB

1970 Elmo Wright, WR

DANA X. BIBLE AWARD

(presented by Texas Football Magazine)

1978 Danny Davis, QB

1971 Robert Newhouse, RB

HOUSTON CHRONICLE PLAYER OF THE YEAR

1971 Robert Newhouse, RB

1969 Bill Bridges, OG

1966 Dick Post, RB

HOUSTON POST MOST VALUABLE PLAYER

1989 André Ware, QB

1978 Danny Davis, QB

1976 Wilson Whitley, DT

FORT WORTH KIWANIS CLUB SPORTSMANSHIP AWARD

1991 David Klingler, QB

1978 Danny Davis, QB

WASHINGTON TOUCHDOWN CLUB PLAYER OF THE YEAR

1990 David Klingler, QB (Offensive)

1989 André Ware, QB (Offensive)

1976 Wilson Whitley, DT (Defensive)

NFLPA COLLEGIATE BOWL

2017 Cameron Malveaux, DL

Greg Ward Jr., WR

Brandon Wilson, DB

2016 Elandon Roberts, LB

BLUE-GRAY ALL-STAR GAME

2000 Jason McKinley, QB

1999 Mike Green, FB

1998 Wilbert Brown, OL

Patterson Owens, DL

1997 Leonta Rheams, DT

1995 Jimmy Herndon, OT

Dedric Mathis, DB

1994 Billy Milner, OT

1993 Allen Aldridge, LB

Ryan McCoy, LB

1992 Jason Youngblood, OG

1991 Roman Anderson, PK

John Brown III, WR

1990 Reggie Burnette, LB

Manny Hazard, WR

Chuck Weatherspoon, RB

1989 Craig Veasey, DE

Alfred Oglesby, DT

Kimble Anders, RB

Alton Montgomery, SS

1985 Carl Hilton, TE

Todd Schoppe, C

T. J. Turner, DT

1983 Maceo Fifer, OT

1970 Charles Ford, DB

L. D. Rowden, DB

1968 Paul Gipson, RB

Cliff Larson, DT

Chuck Odom, OT

Johnny Peacock, DB

1967 Greg Brezina, LB

Bill Pickens, OG

1954 Jack Patterson, HB

1953 Bob Chuoke, T

Buddy Gillioz, T

1952 John Carroll, T

Vic Hampel, E

Frank James, G

HULA BOWL ALL-STAR GAME

2007 Willie Gaston, CB

Will Gulley, S

Marquay Love, DT

Vincent Marshall, WR

2004 Rex Hadnot, OL

2000 Jason McKinley, QB

1999 Adriano Belli, DL

1997 Mike Parker, LB

1993 Ryan McCoy, LB

1991 Mike Gisler, OG

David Klingler, QB

John Brown III, WR

1990 Manny Hazard, WR

1989 Joey Baner, OT

Alton Montgomery, SS

1988 Johnny Jackson, DB

1986 Carl Hilton, TE

T. J. Turner, DT

1985 Audrey McMillian, DB

1984 Donald Jordan, RB

Dwyane Love, FB

1983 Maceo Fifer, OT

1982 Lonell Phea, SE

1981 Hosea Taylor, NG

1980 Sam Proctor, DE

1979 Chuck Brown, C

1978 Don Bass, TE

1977 Val Belcher, OT

Wilson Whitley, DT

1976 Everett Little, OG

1975 Robert Giblin, DB

Larry Keller, DE

Mack Mitchell, DE

1974 Ken Baugh, OT

Deryl McGallion, LB

1972 Robert Newhouse, FB

1971 Elmo Wright, SE

1970 David Schneider, OG

1969 Paul Gipson, FB

Johnny Peacock, DB



HONOR ROLL

2017 SEASON

COACHING STAFF

THE COUGARS

SEASON REVIEW

HISTORY & RECORDS

1968	Ken Hebert, SE Warren McVea, RB
1967	Tom Beer, TE
1959	Hogan Wharton, T

REESE'S SENIOR BOWL ALL-STAR GAME

2017	Tyus Bowsler, LB
2016	William Jackson, III, CB
2015	Joey Mbu, DL
2008	Donnie Avery, WR
2007	Kevin Kolb, QB
1998	Patterson Owens, DL
1996	Delmonico Montgomery, DB Antowain Smith, RB Marcus Spriggs, OT
1995	Jimmy Herndon, OT
1994	Billy Milner, OT
1991	David Klingler, QB
1990	Chuck Weatherspoon, RB Reggie Burnette, LB
1989	Alton Montgomery, SS
1986	Todd Schoppe, C
1985	Bryant Winn, LB
1983	Maceo Fifer, OT
1982	Terry Monroe, DT
1981	Leonard Mitchell, DT Hosea Taylor, NG
1980	David Hodge, LB Melvin Jones, OT
1978	Alois Blackwell, RB
1975	Mack Mitchell, DE
1971	Riley Odoms, TE
1968	Paul Gipson, FB Johnny Peacock, DB
1962	Byron Beaver, DB
1959	Jim Colvin, T
1958	Don Brown, HB
1952	Ken Pridgeon, HB
1950	Max Clark, HB

EAST-WEST SHRINE ALL-STAR GAME

2017	B.J. Singleton, DL Steven Taylor, LB
2015	Joey Mbu, DL
2014	Richie Leone, P
2009	Mark Hafner, TE Phillip Hunt, DE Sebastian Vollmer, OT
2008	Anthony Alridge, RB
2002	Hanik Milligan, FS
2000	Wayne Rogers, LB
1999	Greg Brown, OG
1990	Manny Hazard, WR
1989	Joey Banas, OT
1988	James Dixon, WR
1980	Tommy Ebner, DB Melvin Jones, OT
1979	Willis Adams, SE
1977	Don Bass, TE
1972	David Bourquin, OT Puddin' Jones, FB
1970	Elmo Wright, SE
1968	Bill Cloud, OT
1967	Warren McVea, RB
1958	Burr Davis, G
1952	J. D. Kimmel, DT

2002	Orlando Iglesias, WR Hamin Milligan, FS
------	--------------------------------------------

PARADISE BOWL ALL-STAR GAME

2005	Joe Clay, DT Stephen Cucci, TE
2003	Joffrey Reynolds, RB Jesse Sowell, SS Rufus Williams, OT

JAPAN ALL-STAR GAME

1988	Jason Phillips, WR
1981	Terald Clark, RB
1980	Kenny Hatfield, DB/L Garrett Jurgaitis, TE
1979	Willis Adams, SE Chuck Brown, C Danny Davis, QB
1977	Val Belcher, OT Wilson Whitley, DT
1976	Everett Little, OG

ALL-CONFERENCE

American Athletic Conference	
2016	Steven Taylor, LB 1st Howard Wilson, CB 1st Ed Oliver, DL 1st Greg Ward Jr., QB 2nd Tyus Bowsler, LB 2nd Brandon Wilson, CB 2nd Garrett Davis, S 2nd Linell Bonner, WR HM
2015	Demarcus Ayers, WR 1st Demarcus Ayers, RS 1st Elandon Roberts, LB 1st Trevon Stewart, S 1st Alex Cooper, OT 2nd Greg Ward, Jr, QB 2nd Kenneth Farrow, RB 2nd B.J. Singleton DL 2nd Steven Taylor, LB 2nd William Jackson, III, CB 2nd Adrian McDonald, S 2nd Will Noble, C HM
2014	Rowdy Harper, OG 1st Joey Mbu, DL 1st Adrian McDonald, S 1st Deontay Greenberry, WR 2nd Kenneth Farrow, RB 2nd Efreim Oliphant, LB 2nd William Jackson, CB 2nd
2013	Deontay Greenberry, WR 1st Demarcus Ayers, KR 1st DeAnthony Sims, OT 2nd Zach McMillian, CB 2nd Trevon Stewart, FS 2nd Richie Leone, P 2nd

Conference USA

2012	Jacolby Ashworth, OL 1st Phillip Steward, LB 1st D.J. Hayden, CB 1st Richie Leone, P 1st Charles Sims, RB 2nd Brandon Hartson, LS 2nd
------	------------------------------------------------------------------------------------------------------------------------------------------------------

	Bryce Redman, OL HM Derrick Mathews HM Zach McMillian HM Matt Hogan HM
2011	Case Keenum, QB 1st Charles Sims, RB 1st Chris Thompson, OL 1st Justin Johnson, TE 1st Patrick Edwards, WR 1st Sammy Brown, LB 1st Jacolby Ashworth, OL 2nd Tyron Carrier, WR 2nd Tyron Carrier, KR 2nd Marcus McGraw, LB 2nd D.J. Hayden, CB 2nd Patrick Edwards, PR 2nd
2010	Bryce Beall, RB 1st Patrick Edwards, WR 1st Chris Thompson, OL 1st Patrick Edwards, PR 2nd Marcus McGraw, LB 2nd Isaiah Thompson, OL 2nd James Cleveland, WR HM Sammy Brown, LB HM
2009	Case Keenum, QB 1st James Cleveland, WR 1st Tyron Carrier, KR 1st Jarve Dean, OL 2nd Patrick Edwards, WR 2nd Tyrell Graham, DL 2nd Marcus McGraw, LB 2nd Brandon Brinkley, DB 2nd Carl Barnett, OL HM Chris Thompson, OL HM Tyron Carrier, WR HM
2008	Phillip Hunt, DE 1st Sebastian Vollmer, OT 1st Tyron Carrier, WR 2nd Kenneth Fontenette, S 2nd Mark Hafner, TE 2nd Case Keenum, QB 2nd Bryce Beall, RB HM Michael Bloesch, OG HM Chase Turner, P HM
2007	Jeff Akeroyd, OT (HC & M) 1st Donnie Avery, WR (HC & M) 1st Phillip Hunt, DE (HC & M) 1st Anthony Alridge, RB (HC & M) 2nd Donnie Avery, KOR (HC & M) 2nd Kenneth Fontenette, SS (HC & M) 2nd Norbie Juist, LS (HC) 2nd Trent Allen, LB (HC) HM Eli Ash, DT (HC) HM Carl Barnett, C (HC) HM Michael Bloesch, OG (HC) HM Dustin Dickinson, OG (HC) HM Mark Hafner, TE (HC) HM Jeron Harvey, WR (HC) HM Case Keenum, QB (HC) HM T.J. Lawrence, K (HC) HM Brendan Pahulu, LB (HC) HM Rocky Schwartz, FS (HC) HM Chase Turner, P (HC) HM Sebastian Vollmer, OT (HC) HM
2006	Sterling Doty, C (HC & M) 1st Will Gulley, DB (HC & M) 1st Wade Koehl, OLB (HC) 1st Kevin Kolb, QB (HC & M) 1st Jeff Akeroyd, OL (HC & M) 2nd Anthony Alridge, RB (HC & M) 2nd

	Ben Bell, K (M) 2nd Willie Gaston, CB (HC) 2nd Phillip Hunt, DE (M) 2nd Marquay Love, NT (HC) 2nd Vincent Marshall, WR (HC & M) 2nd Trent Allen, ILB (HC & M) 3rd Donnie Avery, WR (HC & M) 3rd Jackie Battle, RB (HC & M) 3rd Dustin Dickinson, OL (M) 3rd Phillip Hunt, DE (HC) 3rd Marquay Love, NT (M) 3rd
2005	Ryan Gilbert, RB 1st Vincent Marshall, WR 1st Kade Lane, DE 2nd Kevin Kolb, QB 3rd SirVincent Rogers, OL 3rd David Douglas, OL 3rd Wake Koehl, LB 3rd Rocky Schwartz, DB 3rd Vincent Marshall, PR 3rd
2004	Joe Clay, DL 2nd Vincent Marshall, WR 2nd
2003	Rex Hadnot, OL 1st Brandon Middleton, WR 1st Joe Clay, DL 2nd Matt Mattox, OL 2nd
2002	Joffrey Reynolds, RB 1st Hanik Milligan, DB 1st Stephen Cucci, TE 2nd Rex Hadnot, OL 2nd Chris Redding, OL 2nd
2001	Orlando Iglesias, WR 2nd Hanik Milligan, DB 2nd
2000	Josh Lovelady, OT 1st Wayne Rogers, LB 1st Brian Robinson, WR 2nd
1999	Greg Brown, OG 1st Kenny Hill, S 1st Mike James, S 1st Ketric Sanford, RB 1st Nikia Adderson, DL 2nd Josh Lovelady, OT 2nd Wayne Rogers, LB 2nd
1998	Ketric Sanford, RB 2nd Louis Hampton, DL 2nd Wilbert Brown, OL 2nd Mike James, DB 2nd
1997	Ben Fricke, C 1st Ketric Sanford, RB 2nd Sebastian Villarreal, K 2nd Leonta Rheams, DE 2nd
1996	Antowain Smith, RB 1st Chuck Clements, QB 1st Marcus Spriggs, OT 1st Ben Fricke, C 1st Delmonico Montgomery, CB 1st Damion Johnson, WR 1st Ketric Sanford, RB 2nd Charles West, WR 2nd Mike Parker, LB (HC) 2nd

Southwest Conference

1995	Jimmy Herndon, OT 1st Chuck Clements, QB 2nd Gerome Williams, FS (AAS) 2nd
1994	Jason Stoff, P 1st Jimmy Herndon, OT 2nd Billy Milner, OT 2nd
1993	Ryan McCoy, LB 1st Darrell Clapp, OL (HC) 1st Jimmy Herndon, OL (HP) 2nd



HONOR ROLL

2017 SEASON

COACHING STAFF

THE COUGARS

SEASON REVIEW

HISTORY & RECORDS

	John W. Brown, CB (HC, HP)	2nd
	Allen Aldridge, LB (HC)	2nd
1992	Ryan McCoy, LB	1st
	Sherman Smith, WR	1st
	Jason Youngblood, OG (FN)	1st
	Darrell Clapp, OT (FW, AP)	1st
	Jamie Mouton, PR (WTH)	1st
	Eric Blount, LB (HC)	2nd
	Freddie Gilbert, WR (HC)	2nd
	Jimmy Klingler, QB (AAS)	2nd
	Allen Aldridge, DE (HC)	2nd
	John W. Brown, DB (HC)	2nd
1991	Marcus Grant, WR	1st
	Roman Anderson, PK	1st
	David Klingler, QB	2nd
	Mike Gisler, OL (AP)	2nd
	Freddie Gilbert, WR	2nd
	Ryan McCoy, LB (AAS)	2nd
	Charles Langston, P (HP, AP)	2nd
1990	David Klingler, QB	1st
	Chuck Weatherspoon, RB	1st
	Manny Hazard, WR	1st
	Roman Anderson, PK (DTH, FST)	1st
	Jason Jessup, OT (UPI, AAS)	1st
	Jerry Parks, DB (WTH)	1st
	Reggie Burnette, LB (AP, UPI)	2nd
	Tray Hooper, DT	2nd
	Leroy Truitt, OT (AAS)	2nd
	Eric Blount, LB (FST, WTH)	2nd
1989	André Ware, QB	1st
	Manny Hazard, WR	1st
	Chuck Weatherspoon, RB	1st
	Joey Banas, OT (AP)	1st
	Craig Veasey, DE	1st
	Alfred Oglesby, DT	1st
	Cornelius Price, DB	1st
	Alton Montgomery, DB (AP)	1st
	Kimble Anders, SB	2nd
	Byron Forsythe, C	2nd
	Mike Gisler, OG	2nd
	Mike Holley, OG	2nd
	Reggie Burnette, LB	2nd
	Chris Ellison, DB	2nd
	Roman Anderson, PK	2nd
1988	Jason Phillips, WR	1st
	James Dixon, WR	1st
	Johnny Jackson, DB	1st
	Glenn Montgomery, DT	1st
	Lamar Lathon, LB (AP)	2nd
	Chuck Weatherspoon, RB	2nd
	Alfred Oglesby, DT (UPI)	2nd
	Roman Anderson, PK (UPI)	2nd
	Joey Banas, OT (AP)	2nd
	Byron Forsythe, OG (AP)	2nd
	André Ware, QB (AP)	2nd
	Alton Montgomery, DB (AP)	2nd
1987	Jason Phillips, WR	1st
	Johnny Jackson, CB	1st
	Chip Browndyke, PK (UPI)	1st
	Gary McGuire, LB (AP)	1st
	Kimble Anders, RB (UPI)	2nd
1986	Gary McGuire, LB	1st
1985	Carl Hilton, TE	1st
	T. J. Turner, DT (UPI)	1st
	Todd Schoppe, C (AP)	2nd
	Raymond Tate, RB (AP)	2nd

1984	Audrey McMillian, DB (AP)	1st
	T. J. Turner, DT	1st
	DeWayne Bowden, DB (UPI)	2nd
	Mike Clendenen, PK	2nd
	Carl Hilton, TE	2nd
	Gerald Landry, QB	2nd
	Audrey McMillian, DB (UPI)	2nd
	Ray Rogers, OG	2nd
	Larry Shepherd, SE (UPI)	2nd
	Raymond Tate, RB (AP)	2nd
	Bryant Winn, LB	2nd
1983	Donald Jordan, RB	1st
	Eugene Lockhart, LB (UPI)	2nd
	T. J. Turner, DT (AP)	2nd
1982	Weedy Harris, LB	1st
	Maceo Fifer, OT (UPI)	1st
	Calvin Eason, DB	2nd
	David Roberson, WR	2nd
	Reggie Vonner, DB (UPI)	2nd
	Dallas Wiggins, RB (UPI)	2nd
1981	Mark Ford, TE	1st
	Maceo Fifer, OT	1st
	Butch LaCroix, DB	1st
	Terry Monroe, DT (AP)	1st
	Grady Turner, LB (AP)	1st
	Lonell Phea, SE	2nd
	Donnie Love, DB	2nd
	Leo Truss, DE (AP)	2nd
1980	Leonard Mitchell, DT	1st
	Lonell Phea, SE	2nd
	Jack Faniel, G	2nd
	Steve Bradham, LB	2nd
	Randy Swisher, C (AP)	2nd
	Hosea Taylor, NG (AP)	2nd
1979	Dennis Greenawalt, OG (UPI)	1st
	David Hodge, LB	1st
	Melvin Jones, OT	1st
	Leonard Mitchell, DT (AP)	1st
	Robert Oglesby, NG	1st
	Hosea Taylor, DT	1st
	Elvis Bradley, DB	2nd
	Terald Clark, RB	2nd
	Robert Jones, OT (WTH)	2nd
	Donnie Love, DB	2nd
	Garrett Jurajajtis, TE	2nd
1978	Willis Adams, SE (DMN)	1st
	Chuck Brown, C	1st
	Danny Davis, QB (AP)	1st
	Dennis Greenawalt, OG	1st
	David Hodge, LB	1st
	Melvin Jones, OT (WTH)	1st
	Randy Love, RB (WTH)	1st
	Emmett King, RB (AP)	1st
	Hosea Taylor, DT (AP)	1st
	Elvis Bradley, DB	2nd
	Danny Davis, QB (UPI)	2nd
	Alton Harvey, DE (DTH)	2nd
1977	Don Bass, TE	1st
	Chuck Brown, C	1st
	Anthony Francis, DB	1st
	Reid Hansen, DE	1st
	Kevin Rollwage, OT	1st
	Alois Blackwell, RB	2nd
1976	Val Belcher, OT	1st
	Anthony Francis, DB	1st
	Paul Humphreys, LB	1st
	Wilson Whitley, DT	1st
	Alois Blackwell, RB	2nd
	Robert Oglesby, NG	2nd

Missouri Valley

1959	Jim Colvin, T	1st
	Jim Windham, G	1st
	Howard Evans, C	1st
	Randall Dorsett, E	1st
1958	Burr Davis, G	1st
	Bob Borah, E	1st
	Hogan Wharton, T	1st
1957	Burr Davis, G	1st
	Hogan Wharton, T	1st
	Harold Lewis, FB	1st
1956	Don Flynn, QB	1st
	Don Caraway, FB	1st
	Dalva Allen, T	1st
	Rudy Spitzenberger, G	1st
1955	Jimmy Dickey, QB	1st
	Curley Johnson, FB	1st
	Lavell Isbell, T	1st
1953	Buddy Gillioz, T	1st
	Bob Chuoke, T	1st
1952	Vic Hampel, OE	1st
	Bob Chuoke, OG	1st
	S. M. Meeks, RB	1st
	J. D. Kimmel, DT	1st
	Buddy Gillioz, DT	1st
	Paul Carr, LB	1st
	Sam Hopson, DB	1st
	Jackie Howton, DB	1st

Gulf Coast

1951	Gene Shannon, RB	1st
	Buck Miller, OG	1st
	Paul Carr, LB	1st
	Ivis Rister, DL	1st
	Chester Sugarek, DG	1st

Lone Star

1950	Gene Shannon, RB	1st
	Max Clark, RB	1st
	Buck Miller, OG	1st
	John O'Hara, DB	1st
	Leo Van Haverbeke, LB	1st
1949	Cecil Towns, T	1st
	Bill Myers, G	1st
	Alan Neveux, QB	1st
	Aubrey Baker, FB	1st
1948	Cecil Towns, T	1st
1946	Charlie Manichia, QB	1st

HC – Head Coach's Poll; M – Media Poll; AAS – Austin-American Statesman; HP – Houston Post; FN – Football News; FST – Fort Worth Star Telegram; AP – Associated Press; WTH – Waco Tribune Herald; DTH – Dallas Times Herald; UPI – United Press International; DMN – Dallas Morning News

CONFERENCE USA ALL-FRESHMAN TEAM

2012	Deontay Greenberry, WR
	Larry McDuffey, WR
	Trevon Stewart, DB
2011	Rowdy Harper, OL
	Eric Braswell, DL
	Derrick Mathews, LB
2010	Efrem Oliphant, LB
2009	Charles Sims, RB
	Phillip Steward, LB

	Matt Hogan, K
2008	Bryce Beall, RB
	Chris Thompson, OL
	Tyron Carrier, WR
	Marcus McGraw, LB
	Tyron Carrier, KR
	Tyron Carrier, PR
2007	Case Keenum, QB
	Loyce Means, DB
2006	Brandon Brinkley, DB
2005	Cody Pree, DL
	Phillip Hunt, DL
	Cody Lubojasky, LB
	Kenneth Fontenette, DB
	Ben Bell, K
2004	Byron Alfred, OL
	SirVincent Rogers, OL
	Donnie Avery, WR
	Rocky Schwartz, DB
2003	Kevin Kolb, QB
	Leonard Gibson, WR
	Marquay Love, DL
	Wade Koehl, LB
	Ricky Wilson, DB
	Ricky Wilson, KR
2002	Roy Swan, OL
	Matthew Bentley, DL
2001	Brandon Woodward, DL
2000	Al James, OL
	Josh Tubbs, DL
	Heard Robinson, DB
1999	Brandon Middleton, WR
	Ivan Fields, DB
1998	Jonathan Pritchett, TE
	Jeremy Griffith, DL
	Arthur Gissendanner, LB
	Jason Parker, DB
	Leif Penn, RS
1997	Jason McKinley, QB
	Josh Lovelady, OL
	Orlando Iglesias, WR
	Kendall Williams, WR

NCAA POSTGRADUATE SCHOLARSHIP RECIPIENT

1998	Jason deGroot, WR
-------------	-------------------

COLLEGE FOOTBALL ASSOCIATION GOOD WORKS TEAM

2010	Brian Smelek, TE
1992	Chris Pezman, MLB

NATIONAL FOOTBALL FOUNDATION HAMPSHIRE HONOR SOCIETY

2016	Tyler McCloskey, TE
2015	Logan Piper, P
2014	Kevin Forsch, OL
2013	Matt Hogan, K
2010	Brian Smelek, TE

COSIDA CAPITAL ONE ACADEMIC ALL-DISTRICT TEAM

2014	Logan Piper, P
-------------	----------------



HONOR ROLL

2017 SEASON

COACHING STAFF

THE COUGARS

SEASON REVIEW

HISTORY & RECORDS

WILLIAM V. CAMPBELL TROPHY

2015 Logan Piper, P Semifinalist

AMERICAN ATHLETIC CONFERENCE ALL-ACADEMIC TEAM

2016	Matthew Adams	Kyle Allen
	Linell Bonner	D'Juan Hines
	Chris Johnson	Mason McClendon
	Cole Miller	Payton Pardee
	Dane Roy	Mason Tobola
	Zach Vaughan	

2015	Linell Bonner	Josh Burrell
	Colton Cerday	Ty Cummings
	Ben Dew	Khari Dotson
	Cedric Edwards	Zach Faires
	D'Juan Hines	Mason McClendon
	Tyler McCloskey	Payton Pardee
	Logan Piper	Adam Schulz
	Byron Simpson	Keisland Smalls
	Zach Vaughan	

2014	Markeith Ambles	Linnell Bonner
	Jerard Carter	Ty Cummings
	Ben Dew	Khari Dotson
	Cameron Doubenmeier	
	Kelechi Ejekam	Nolan Frese
	Alvin Ibeabuchi	Mason McClendon
	Tyler McCloskey	Max Munoz
	Eric Parker	Logan Piper
	Dylan Seibert	Byron Simpson
	Rasheed Tynes	Zachary Vaughan

2013	Kevin Forsch	Austin Wilson
	Markeith Ambles	Logan Piper
	Nolan Frese	Casey Martin
	Dylan Seibert	Demarcus Ayers
	Ty Cummings	D'Juan Hines
		Tyler McCloskey

CONFERENCE USA COMMISSIONER'S HONOR ROLL

2012	Jacob Abels	Chris Cermin
	Kevin Forsch	Nolan Frese
	Brandon Hartson	Matt Hogan
	Zach Johnson	Justin Limbrick
	Mac Long	Avery Love
	Casey Martin	Adrian McDonald
	Chance Moser	Nicholas Nelson
	Austin Potter	Luke Stice
	Isaiah Sweeney	Jontrey Tillman
	Luke Tomas	Ronnie Williams
	Austin Wilson	Brandon Wilson
		Doug Winfield

2011	Ameen Behbahani	Philip Causey
	Chris Cermin	Alex Cooper
	Austin Elrod	Earl Foster
	Nolan Frese	Matt Hogan
	Vernon Jefferies	Byron Johnson
	Zachary Johnson	Crawford Jones
	Austin Lunsford	Casey Martin
	Joey Mbu	John McIntyre
	Bo Mosley	Joseph Nasser
	Ralph Oragwu	Logan Piper
	Charles Sims	Ronnie Williams
	Doug Winfield	Hunter Wylie

2010	Phillip Causey	Chadrick Colloway
	Jeremiah Farley	Kevin Forsch
	Rowdy Harper	Brandon Hartson
	James Jones	Taylor Jordan
	Case Keenum	Austin Lunsford
	John McIntyre	Zach McMillian

	Loyce Means	Marcus Moody
	David Piland	Nathan Ramirez
	Bryce Redman	Zeke Riser
	Matangi Tonga	Zachary Velliquette
	Patrick West	Ronnie Williams
		Doug Winfield

2009	George Bamfo	Thomas Bates
	Chris Cermin	Tyler Cloud
	Kevin Forsch	Brandon Hartson
	Case Keenum	Miles Lacy
	John McIntyre	Loyce Means
	Fendi Onobun	Zeke Riser
	Brian Smelek	Jeremy Uluocha
	Ronnie Williams	Doug Winfield

2008	Gino Collins	Jake Ebner
	Billy Hartford	Brandon Hartson
	Case Keenum	John McIntyre
	Jordan Mannisto	Loyce Means
	Blake Patton	Brian Smelek
		Doug Winfield

2007	Jordan Brown	Jake Ebner
	Jose Flores	Joseph Gonzales
	Billy Hartford	Casey Keenum
	Wade Koehl	Steven Maki
	Perry McDaniel	Tim Mercer
	Harry Simon	Matthew Tarbutton

2006	Blade Bassler	Jordan Brown
	Jake Ebner	James Fitch
	Joseph Gonzalez	Billy Hartford
	James Hong	Wade Koehl
	Steven Maki	Tim Mercer
	Patrick Riley	Harry Simon
	Demario Williams	Drew Zoromsky

2005	Blade Bassler	Jake Ebner
	James Fitch	Joseph Gonzalez
	Billy Hartford	Brian Hodges
	Wade Koehl	Drew Zoromsky

EARL CAMPBELL AWARD PLAYERS OF THE WEEK

Dec. 1, 2015 Greg Ward Jr.

MANNING AWARD STAR OF THE WEEK

Nov. 30, 2015 Greg Ward Jr.

Oct. 5, 2015 Greg Ward Jr.

Sept. 14, 2015 Greg Ward Jr.

AUTONATION NATIONAL DEFENSIVE PLAYER OF THE WEEK

Nov. 17, 2015 Elandon Roberts

CONFERENCE PLAYERS OF THE WEEK

American Athletic Conference

Nov. 21, 2016 Steven Taylor Def. ST

Nov. 13, 2016 Ty Cummings ST

Oct. 3, 2016 Dane Roy ST

Oct. 3, 2016 Greg Ward Jr. Off.

Sept. 19, 2016 Greg Ward Jr. Off.

Sept. 19, 2016 Steven Taylor Def.

Sept. 5, 2016 Greg Ward Jr. Off.

Sept. 5, 2016 Brandon Wilson ST

Nov. 16, 2015 Elandon Roberts Def.

Nov. 2, 2015 Steven Taylor Def.

Oct. 19, 2015 Demarcus Ayers ST

Oct. 12, 2015 Greg Ward Jr. Off.

Oct. 12, 2015 Steven Taylor Def.

Oct. 5, 2015 Greg Ward Jr. Off.

Sept. 28, 2015 William Jackson, III Def.

Sept. 14, 2015 Greg Ward Jr. Off.

Sept. 14, 2015 Brandon Wilson (Co) ST

Nov. 24, 2014 Kenneth Farrow Off.

Oct. 20, 2014 Steven Taylor Def.

Oct. 13, 2014 Kyle Bullard ST

Nov. 25, 2013 Richie Leone ST

Oct. 28, 2013 Trevon Stewart Def.

Oct. 21, 2013 Derrick Mathews Def.

Sept. 30, 2013 John O'Korn Off.

Sept. 30, 2013 William Jackson Def.

Sept. 30, 2013 Brandon Wilson ST

Sept. 9, 2013 Deontay Greenberry Off.

Sept. 2, 2013 Richie Leone ST

Conference USA

Oct. 29, 2012 D.J. Hayden Def.

Oct. 15, 2012 Phillip Steward Def.

Oct. 15, 2012 Matt Hogan ST

Oct. 8, 2012 Charles Sims Off.

Sept. 10, 2012 David Piland Off.

Nov. 28, 2011 Case Keenum Off.

Nov. 21, 2011 Marcus McGraw Def.

Nov. 14, 2011 Sammy Brown Def.

Nov. 14, 2011 Charles Sims Off.

Oct. 31, 2011 Case Keenum QB

Oct. 31, 2011 Tyron Carrier ST

Oct. 10, 2011 Phillip Steward Def.

Sept. 19, 2011 Case Keenum (Co) Off.

Sept. 12, 2011 Patrick Edwards Off.

Sept. 5, 2011 Case Keenum Off.

Oct. 25, 2010 Sammy Brown Def.

Oct. 25, 2010 Tyron Carrier ST

Sept. 27, 2010 Loyce Means Def.

Sept. 13, 2010 Bryce Beall Off.

Nov. 23, 2009 Case Keenum, QB Off.

Nov. 9, 2009 Case Keenum, QB Off.

Nov. 2, 2009 Matt Hogan, K ST

Nov. 2, 2009 Case Keenum, QB Off.

Nov. 2, 2009 Fendi Onobun, TE ST

Oct. 26, 2009 C.J. Cavness, LB Def.

Oct. 26, 2009 Tyron Carrier, WR ST

Oct. 19, 2009 Case Keenum, QB Off.

Oct. 12, 2009 Brandon Brinkley, DB Def.

Sept. 28, 2009 Case Keenum, QB Off.

Sept. 14, 2009 David Hunter, DT Def.

Sept. 14, 2009 Case Keenum, QB Off.

Sept. 14, 2009 Jamal Robinson, DB Def.

Nov. 24, 2008 Case Keenum, QB Off.

Nov. 17, 2008 Case Keenum, QB Off.

Nov. 17, 2008 Loyce Means, DB Def.

Nov. 17, 2008 Tyron Carrier, KR ST

Oct. 13, 2008 Case Keenum, QB Off.

Oct. 13, 2008 Phillip Hunt, DE Def.

Sept. 22, 2008 Wesley Scourten, TE ST

Nov. 5, 2007 Phillip Hunt, DE Def.

Oct. 22, 2007 Rocky Schwartz, S Def.

Oct. 15, 2007 Donnie Avery, WR Off.

Oct. 1, 2007 Donnie Avery, WR ST

Sept. 24, 2007 T.J. Lawrence, K ST

Sept. 24, 2007 Kenneth Fontenette, DB Def.

Nov. 13, 2006 Phillip Hunt, DE Def.

Oct. 23, 2006 Marquay Love, DL Def.

Oct. 23, 2006 Ben Bell, K ST

Sept. 25, 2006 Kevin Kolb, QB Off.

Sept. 25, 2006 Justin Laird, P ST

Sept. 11, 2006 Ben Bell, K ST

Sept. 5, 2006 Kevin Kolb, QB Off.

Sept. 5, 2006 Marquay Love, DL ST

Nov. 14, 2005 Kade Lane, DL Def.

Oct. 14, 2005 Vincent Marshall, WR ST

Nov. 8, 2004 Will Gulley, S Def.

Sept. 20, 2004 Anthony Evans, RB Off.

Dec. 1, 2003 Anthony Evans, RB Off.

Dec. 1, 2003 Stony Bell, K ST

Nov. 17, 2003 Joe Clay, DE Def.

Oct. 27, 2003 Kevin Kolb, QB Off.

Oct. 6, 2003 Brandon Middleton, WR Off.

Sept. 22, 2003 Kevin Kolb, QB Off.

Sept. 2, 2003 Lance Everson, LB Def.

Dec. 2, 2002 Dustin Bell, K ST

Nov. 11, 2002 Joffrey Reynolds, RB Off.

Sept. 16, 2002 Dustin Bell, K ST

Sept. 3, 2002 Hanik Milligan, S Def.

Oct. 30, 2000 Wayne Rogers, LB Def.

Oct. 23, 2000 Wayne Rogers, LB Def.

Sept. 18, 2000 Joffrey Reynolds, RB Off.

Nov. 15, 1999 Jason McKinley, QB Off.

Nov. 8, 1999 Ketric Sanford, RB Off.

Oct. 18, 1999 Ketric Sanford, RB Off.

Oct. 18, 1999 Wayne Rogers, LB Def.

Sept. 7, 1999 Mike James, DB Def.

Nov. 2, 1998 David Williams, FS Def.

Nov. 2, 1998 Louis Hampton, LB ST

Oct. 26, 1998 Mike Smith, DB ST

Sept. 7, 1998 Arthur Gissendanner, LB Def.

Oct. 27, 1997 Jason McKinley, QB Off.

Oct. 20, 1997 Vaughn Washington, LB Def.

Oct. 20, 1997 Sebastian Villarreal, K ST

Sept. 29, 1997 Orlando Iglesias, WR Off.

Nov. 18, 1996 Chuck Clements, QB Off.

Nov. 11, 1996 Antowain Smith, RB Off.

Nov. 4, 1996 Sebastian Villarreal, K ST

Oct. 7, 1996 Antowain Smith, RB Off.

Oct. 7, 1996 Louis Hampton, LB Def.

Sept. 16, 1996 Antowain Smith, RB Off.

Nov. 13, 1995 Robbie Wheeler, WR ST

Oct. 23, 1995 Antowain Smith, RB Off.

Oct. 9, 1995 Chuck Clements, QB Off.

Sept. 25, 1995 Charles West, WR Off.



BOWL HISTORY

HOUSTON in BOWL GAMES (11-13-1)

rankings listed by Associated Press/Coaches

Season	Rank	Bowl	Opponent	W/L	Score	Head Coach	Date	Individual Honors
1951		Salad	Dayton	W	26-21	Clyde Lee	Jan. 1, 1952	Gene Shannon, RB • MVP
1962		Tangerine	Miami (Ohio)	W	49-21	Bill Yeoman	Dec. 22, 1962	Billy Roland, QB • MVP
1969	#17/	Bluebonnet	#12 Auburn	W	36-7	Bill Yeoman	Dec. 31, 1969	Jim Strong, RB, Most Outstanding Back • Jerry Drones, OL, Most Outstanding Lineman
1971	#15/	Bluebonnet	#8 Colorado	L	17-29	Bill Yeoman	Dec. 31, 1971	Butch Brezina, DL • Most Outstanding Lineman
1973	#14/	Bluebonnet	Tulane	W	47-7	Bill Yeoman	Dec. 29, 1973	Deryl McGallion, DL, Defensive MVP • D.C. Nobles, QB, Offensive MVP
1974	#15/	Bluebonnet	#13 NC State	T	31-31	Bill Yeoman	Dec. 23, 1974	John Housman, RB • Offensive MVP
1976	#6/	Cotton	#4 Maryland	W	30-21	Bill Yeoman	Jan. 1, 1977	Alois Blackwell, RB, Offensive MVP • Mark Mohr, CB, Defensive MVP
1978	#9/	Cotton	#10 Notre Dame	L	34-35	Bill Yeoman	Jan. 1, 1979	David Hodge, LB • Defensive MVP
1979	#8/	Cotton	#7 Nebraska	W	17-14	Bill Yeoman	Jan. 1, 1980	Terry Elston, QB • Offensive MVP
1980		Garden State	Navy	W	35-0	Bill Yeoman	Dec. 22, 1980	Terald Clark, RB • Most Outstanding Player
1981		Sun	Oklahoma	L	14-40	Bill Yeoman	Dec. 26, 1981	
1984		Cotton	#8 Boston College	L	28-45	Bill Yeoman	Jan. 1, 1985	
1988	#14/	Aloha	#18 Washington State	L	22-24	Jack Pardee	Dec. 25, 1988	
1996		Liberty	#23 Syracuse	L	17-30	Kim Helton	Dec. 26, 1996	
2003		Hawai'i	Hawai'i	L	48-54 (3OT)	Art Briles	Dec. 25, 2003	Jackie Battle, RB • MVP
2005		Fort Worth	Kansas	L	13-42	Art Briles	Dec. 23, 2005	Kevin Kolb, QB • MVP
2006		Liberty	South Carolina	L	36-44	Art Briles	Dec. 29, 2006	Kevin Kolb, QB, Offensive MVP • Willie Gaston, CB, Defensive MVP
2007		Texas	TCU	L	13-20	Chris Thurmond	Dec. 28, 2007	
2008		Armed Forces	Air Force	W	34-28	Kevin Sumlin	Dec. 31, 2008	Bryce Beall, RB • MVP
2009	NR/#25	Armed Forces	Air Force	L	20-47	Kevin Sumlin	Dec. 31, 2009	Tyron Carrier, WR/KR • MVP
2011	#20/17	TicketCity	#24/23 Penn State	W	30-14	Tony Levine	Jan. 2, 2012	Case Keenum, QB • MVP
2013		BBVA Compass	Vanderbilt	L	24-41	Tony Levine	Jan. 4, 2014	
2014		Armed Forces	Pittsburgh	W	35-34	David Gibbs	Jan. 2, 2015	Kenneth Farrow, RB • MVP
2015	#14/16	Chick-fil-A Peach	#9/8 Florida State	W	38-24	Tom Herman	Dec. 31, 2015	Greg Ward Jr., QB • Offensive MVP; William Jackson, III • Defensive MVP
2016	rv/rv	Las Vegas	San Diego State	L	10-34	Major Applewhite	Dec. 17, 2016	

BOWL RECAPS

1952 SALAD BOWL Houston 26, Dayton 21

Jan. 1, 1952 • Montgomery Stadium • Phoenix

A crowd of 17,000 saw Houston defeat Dayton, 26-21, in the Fifth Annual Salad Bowl in Phoenix, Ariz., the Cougars' first-ever bowl appearance. Houston's Gene Shannon, a 1,000-yard rusher during the regular season, scored all four of the Cougars' touchdowns and was named MVP of the contest.

Shannon rushed for 175 yards on 28 carries, including 129 yards in the first half. Behind the blocking of fellow running backs Randy Owens (who gained 76 yards on the day) and Warren Ramsey (83 yards), and linemen Howard Clapp, Buck Miller and Lloyd Holloway, Shannon gained more yards than the entire Dayton team.

Dayton took a 7-0 lead in the first quarter on a seven-yard run by Bobby Recker and Paul Spakowski's extra point. Houston responded immediately with a 65-yard, six-play drive, with Shannon scoring on a 15-yard run with 10 seconds left in the first. Owens' extra point try failed, and UH trailed 7-6 after one.

The Flyers added two more scores in the second period, including a touchdown with 44 seconds left in the half on a 36-yard pass from Frank Siggins to Ed Currin to cap a 70-yard drive. Houston countered with one score, on a Shannon 19-yard gallop, and the Cougars trailed 21-13 at the half.

The Houston defense, led by Jack Howton, asserted itself in the second half. Howton intercepted a pair of passes and recovered a fumble as the Cougar defense limited Dayton to just five yards rushing in the stanza. UH pulled within one point, 21-20, on Shannon's third rushing TD, a one-yard run at 9:40 of the third quarter. His run ended a seven-play, 72-yard drive, and Owens added the kick.

Another Shannon run provided the final points of the game and gave UH its first and only lead of the game. The senior's 10-yard burst with 7:50 remaining in the third period provided the final margin as neither team was able to score in the fourth quarter.

GAME STATISTICS

Dayton	7	14	0	0	21
Houston	6	7	13	0	26

UD — Recker 7 run (Spakowski kick), 1Q — 3:15
 UH — Shannon 15 run (kick failed), 1Q — 0:10
 UD — Recker 25 pass from Siggins (Spakowski kick), 2Q — 9:00
 UH — Shannon 19 run (Owens kick), 2Q — 4:13
 UD — Currin 36 pass from Siggins (Spakowski kick), 2Q — 0:44
 UH — Shannon 1 run (Owens kick), 3Q — 9:40
 UH — Shannon 10 run (kick blocked), 3Q — 7:50

	UD	UH
First Downs	11	21
Rushing Yards	124	341
Passing Yards	183	124
Passing (C-A-I)	10-22-2	4-7-1
Total Offense	307	465
Fumbles-Lost	3-1	6-3
Penalties-Yards	5-45	7-35
Punts - Avg.	6-45.8	4-34.7

Rushing — UH: Shannon 28-175, Ramsey 13-83, Owens 9-75, Clatterback 8-(-3), Hampel 1-11.
 Passing — UH: Clatterback 7-4-1.
 Receiving — UH: Ramsey 2-46, Hampel 1-46, Clapp 1-32.

Attendance — 17,000

1962 TANGERINE BOWL Houston 49, Miami (Ohio) 21

Dec. 22, 1962 • Tangerine Bowl • Orlando, Fla.

Under first-year head coach Bill Yeoman, Houston scored five straight touchdowns, including four in the second quarter, to power the Cougars to a 49-21 victory over Miami of Ohio in the 17th Annual Tangerine Bowl in Orlando, Florida.

Senior quarterback Billy Roland led the Cougars offense by completing 11-of-17 passes for 199 yards and three touchdowns to earn the game's Most Valuable Player Award.

After Miami missed a field goal on its first drive, the Redskins took possession on the UH 28-yard line after an interception. UH took advantage of the turnover with a nine-yard touchdown pass to take a 7-0 lead.

After tying the game late in the first quarter on Joe Lopasky's three-yard run and Bill McMillan's extra-point, Houston's Bobby Brezina scored a pair of touchdowns to start the UH onslaught. The Cougars took advantage of an interception by Bill Van Osdel, scoring on two plays from the Miami six. On Houston's next drive, Roland hit Brezina with a 44-yard touchdown bomb to give UH a 21-7 lead.

The UH defense held again, and on the ensuing Miami punt, Lopasky took the ball back 70 yards for a touchdown and a 28-7 UH lead. The Cougars closed out the half with a 60-yard touchdown drive, ending with a four-yard pass from Roland to McMillan with 18 seconds left in the half. Houston took a 35-7 lead into the locker room at halftime.

Miami scored with 4:50 left in the third quarter to close the gap to 35-14 before Lopasky notched his third of four touchdowns on the day on a one-yard run. His score finished a 78-yard, six-play drive, while McMillan's seventh PAT established a new school record.

Each team added a touchdown in the final stanza, Houston scoring on a 14-yard Roland to Lopasky hook-up.

GAME STATISTICS

Miami	7	0	7	7	21
Houston	7	28	7	7	49

MU — 9 pass from Kellerman (Jencks kick), 1Q — 9:08
 UH — Lopasky 3 run (McMillan kick), 1Q — 2:14
 UH — Brezina 1 run (McMillan kick), 2Q — 11:40
 UH — Brezina 44 pass from Roland (McMillan kick), 2Q — 5:57
 UH — Lopasky 70 punt return (McMillan kick), 2Q — 3:58
 UH — McMillan 4 pass from Roland (McMillan kick), 2Q — 0:18
 MU — Kellerman 1 run (Jencks kick), 3Q — 4:50
 UH — Lopasky 4 run (McMillan kick), 3Q — 1:14
 MU — Neumeier 11 run (Jencks kick), 4Q — 12:14
 UH — Lopasky 14 pass from Roland (McMillan kick), 4Q — 6:15

	MU	UH
First Downs	17	18
Rushing Yards	34-54	40-207
Passing Yards	265	206
Passing (C-A-I)	17-40-2	13-19-1
Total Offense	74-319	59-413
Fumbles-Lost	1-0	0-0
Penalties-Yards	7-83	7-61
Punts - Avg.	5-38.2	3-41.3

Rushing — UH: Brezina 11-55, Roland 7-48; MU: Longworth 6-27.
 Passing — UH: Roland 11-17-1-199; MU: Kellerman 17-40-2-205.
 Receiving — UH: Lopasky 3-81, Brezina 2-58;
 MU: Myers 5-75, Jencks 5-75.

Attendance: 20,000



BOWL HISTORY

2017 SEASON

COACHING STAFF

THE COUGARS

SEASON REVIEW

HISTORY & RECORDS

1969 BLUEBONNET BOWL

Houston 36, Auburn 7

Dec. 31, 1969 • Houston Astrodome • Houston

A match-up between two of the top offensive teams in the country saw the Houston defense carry the day as the Cougars shut down Auburn to win the 1969 Astro-Bluebonnet Bowl, 36-7, in the Astrodome. The crowd of 55,203 saw Bill Yeoman's Cougars finish the year with their ninth straight victory and a No. 12 ranking in the final Associated Press poll.

Houston halfback Jim Strong gained 184 yards on 32 carries to lead the UH offense and gain MVP honors. Defensively, Glen Lewis and Ronny Peacock were the Cougars' stars on a unit which allowed Auburn only one yard rushing in the game. Lewis recorded eight tackles and blocked a field goal while Peacock was in on four tackles and deflected four passes.

Auburn's Terry Beasley fumbled the opening kickoff and Houston safety Nick Holm recovered to set up the Cougars' first touchdown, a one-yard run by quarterback Gary Mullins just 3:30 into the game. Following an Auburn punt, the Cougars drove 70 yards in 14 plays and Carlos Lopez kicked a 27-yard field goal to give UH a 10-0 lead at the start of the second quarter.

The UH defense stymied Auburn and sophomore quarterback Pat Sullivan again on the Tigers' next possession, forcing a punt. On first-and-10 from its own 16-yard line, Strong galloped 74 yards to the Auburn 10, setting up Houston's second touchdown, which he scored on a one-yard run. Lopez' PAT missed, but Houston led 16-0 with 11:44 remaining in the half.

The teams traded punts until Auburn's Mickey Zofko completed a 36-yard halfback option pass to receiver Connie Frederick for the Tigers' only score. At halftime, Houston led 16-7.

The Tigers would get no closer. Houston scored 20 points on three touchdowns in the second half. Ted Heiskell's one-yard touchdown run came at the end of an eight-play, 71-yard drive. The two-point conversion pass failed, but UH led 22-7.

After a scoreless remainder of the quarter, Houston put the Tigers away on its first drive of the final period. Strong scored his second touchdown of the day, on a 12-yard run. A 20-yard pass from back-up quarterback Rusty Clark to Tommy Mozisek with 35 seconds left provided the final margin.

The two teams combined to break or tie 22 Bluebonnet Bowl records. Houston totaled 516 yards on 83 plays in the game, while Auburn netted just 189 total yards, including 188 passing.

GAME STATISTICS

Auburn	0	7	0	0	7
Houston	7	9	6	14	36

UH – Mullins 1 run (Lopez kick), 1Q – 11:30

UH – Lopez 27 field goal, 2Q – 14:50

UH – Strong 1 run (kick failed), 2Q – 11:44

AU – Frederick 36 pass from Zofko (Riley kick), 2Q – 3:36

UH – Heiskell 1 run (pass failed), 23Q – 11:09

UH – Strong 12 run (Lopez kick), 4Q – 11:48

UH – Mozisek pass from Clark (Lopez kick), 4Q – 0:35

	AU	UH
First Downs	14	25
Rushing Yards	25-1	64-376
Passing Yards	188	140
Passing (C-A-I)	13-37-2	10-19-2
Total Offense	62-189	83-516
Fumbles-Lost	1-1	2-1
Penalties-Yards	4-26	6-63
Punts - Avg.	6-39.8	2-42.5

Rushing – **UH**: Strong 32-184-2, Heiskell 10-70-1, Mullins 13-54-1; **AU**: Zofko 12-31.

Passing – **UH**: Mullins 9-17-2-120; **AU**: Sullivan 10-30-1-132.

Receiving – **UH**: Wright 4-62, Thomas 2-35; **AU**: Beasley 6-76, Frederick 3-59.

Attendance: 53,203

1971 BLUEBONNET BOWL

Colorado 29, Houston 17

Dec. 31, 1971 • Houston Astrodome • Houston

Colorado's 16 second-quarter points lifted the Buffaloes to a 29-17 victory over 15th-ranked Houston before a crowd of 54,720 in the Astrodome. The loss was Houston's first in four bowl games and gave the Cougars a 9-3 final record.

Colorado tailback Charlie Davis led CU by rushing for a bowl-record 202 yards on 37 carries while Houston turned the ball over three times. Cougar tailback Robert Newhouse led the UH attack with 168 yards rushing on 35 carries and scored both Houston touchdowns on the day. Houston defensive lineman Butch Brezina was named the Cougars' Most Outstanding Player with 10 total tackles and two passes broken up.

Davis put the Buffs on top early with a 27-yard touchdown run on Colorado's first possession after a 70-yard, nine-play drive. J.B. Dean added the extra point to give CU a 7-0 lead.

Houston responded with a 79-yard, 15-play drive. Newhouse scored from the two after gaining 42 yards on the drive, and Ricky Terrell kicked the PAT to tie the game at seven. UH linebacker Bill Hamrick intercepted Colorado quarterback Ken Johnson to set up the Cougars' second touchdown, a five-yard Newhouse run with 1:14 left in the first quarter.

Colorado got the ball back and drove 61 yards in 10 plays, with Larry Brunson scoring on a five-yard pass from Johnson to pull CU within one. J.B. Dean's extra point failed and the Cougars clung to a 14-13 lead.

Colorado took the lead for good on its next possession. Johnson's 38-yard run on the quarterback keeper keyed an 80-yard, 15-play drive and Dean hit a 32-yard field goal with 5:03 left in the half to give CU a 16-13 lead.

After Houston fumbled the ball on the kickoff, Colorado went on the attack again. Davis scored on a one-yard run, and Dean added the PAT for a 23-14 lead that would prove to be insurmountable.

Houston drove to the Colorado 14 to open the third period, but tight end Riley Odoms fumbled and the Buffs' Lorne Richardson recovered to stymie the Cougars. The teams traded punts until Houston took advantage of a Davis fumble, Terrell hitting a 29-yard field goal for the only score of the third.

The Cougars would get no closer as Johnson scored for the Buffaloes with 3:48 left in the game to account for the final 12-point margin.

GAME STATISTICS

Houston	14	0	3	0	17
Colorado	7	16	0	6	29

CU – Davis 27 run (Dean kick), 1Q – 11:24

UH – Newhouse 2 run (Terrell kick), 1Q – 5:22

UH – Newhouse 5 run (Terrell kick), 1Q – 1:14

CU – Brunson 5 pass from Johnson (kick failed), 2Q – 13:20

CU – Dean 32 field goal, 2Q – 5:03

CU – Davis 1 run (Dean kick), 2Q – 1:13

UH – Terrell 29 field goal, 3Q – 2:16

CU – Johnson 1 run (pass failed), 4Q – 3:48

	UH	CU
First Downs	19	24
Rushing Yards	50-219	62-333
Passing Yards	173	62
Passing (C-A-I)	11-25-1	7-17-1
Total Offense	76-392	79-398
Fumbles-Lost	2-2	4-0
Penalties-Yards	2-47	7-52
Punts - Avg.	2-37.5	3-32.0

Rushing – **UH**: Newhouse 35-168-2, Mozisek 11-43; **CU**: Davis 37-202-2, Johnson 16-81-1.

Passing – **UH**: Mullins 11-25-1-173; **CU**: Johnson 6-16-1-51-1.

Receiving – **UH**: Orchin 6-94, Odoms 4-51; **CU**: Nichols 2-28, Brunson 2-16-1

Attendance: 54,720



BOWL HISTORY

1973 BLUEBONNET BOWL

Houston 47, Tulane 7

Dec. 29, 1973 • Houston Astrodome • Houston

Houston topped off its winningest season ever by overwhelming Tulane, 47-7, in the 15th Annual Bluebonnet Bowl. With its victory over the Green Wave, the Cougars finished the season 11-1, which still ranks as one of the top two years in UH history.

Bill Yeoman's potent Triple Veer offense was at its best again in the Bluebonnet Bowl as a pair of players — Marshall Johnson and Donnie McGraw — gained over 100 yards rushing in the game. In all, the Cougars piled up 655 yards of total offense, including 402 on the ground. Flanker Bryan Willingham collected 105 yards on three catches while quarterback D.C. Nobles completed eight-of-13 passes for 201 yards.

Johnson gave early notice that it would be a long night for Tulane by speeding 75 yards on the Cougars' second offensive play to give UH a 7-0 lead. The Cougars extended that lead to 21-0 in the second period on a pair of Leonard Parker runs.

Tulane got on the scoreboard just before halftime on a 32-yard pass from Buddy Gilbert to Tom Fortner, cutting Houston's margin to 21-7 at the half.

The Cougars tallied four more rushing touchdowns in the second half while the UH defense held Tulane scoreless. Linebacker Deryl McGallion led the Houston defense on the day and was named the Most Outstanding Defensive Player. Houston forced nine Tulane punts and allowed the Green Wave only 10 first downs and 173 total yards on the day. Cougar defenders picked off four Tulane passes.

Quarterback Nobles scored on a keeper with 6:42 left in the third period to extend Houston's lead to 28-7. After a turnover, McGraw scored the first of his two touchdowns on a one-yard run with 5:28 left in the third.

McGraw added a 32-yard touchdown run to start the fourth quarter while backup QB David Husmann ended the scoring with a seven-yard run in the fourth.

A crowd of 44,358 saw UH post its record-setting 11th win and finish the year ranked ninth in the final Associated Press poll.

GAME STATISTICS

Tulane	0	7	0	0	7
Houston	7	14	14	12	47

UH – Johnson 75 run (Terrell kick), 1Q – 12:13

UH – Parker 1 run (Terrell kick), 2Q – 8:41

UH – Parker 3 run (Terrell kick), 2Q – 1:24

TU – Fortner 32 pass from Gilbert (Falgoust kick), 2Q – 1:06

UH – Nobles 2 run (Terrell kick), 3Q – 6:42

UH – McGraw 1 run (Terrell kick), 3Q – 5:28

UH – McGraw 32 run (kick failed), 4Q – 13:41

UH – Husmann 7 run (kick failed), 4Q – 6:53

	TU	UH
First Downs	10	26
Rushing Yards	43-102	58-402
Passing Yards	71	253
Passing (C-A-I)	6-21-4	12-20-1
Total Offense	173	655
Fumbles-Lost	2-1	6-4
Penalties-Yards	4-26	5-55
Punts - Avg.	9-39.2	3-43.3

Rushing – UH: Johnson 5-114, McGraw 13-108;

TU: Bynum 12-40.

Passing – UH: Nobles 8-13-0-201; TU: Foley 4-16-4-32, Gilbert 2-5-0-39.

Receiving – UH: Willingham 3-105, Scalise 2-15;

TU: Thibodeaux 2-19.

Attendance: 44,358

1974 BLUEBONNET BOWL

Houston 31, NC State 31

Dec. 23, 1974 • Houston Astrodome • Houston

In an offensive shootout at the 16th Annual Bluebonnet Bowl, Houston and North Carolina State combined to score 35 points in the final quarter on the way to a 31-31 tie before a crowd of 35,122 at the Astrodome.

The crowd saw the two teams pile up 876 yards of total offense, including 479 yards on the ground, with 45 first downs. Houston's John Housman gained 134 yards rushing on 21 carries and added a pair of touchdown runs as UH finished the year with an 8-3-1 overall record.

The first quarter was far from an indication of things to come as NC State earned the only points of the period on a 37-yard field goal by John Huff with 6:48 on the clock.

The Cougars evened the score early in the second stanza on Lennard Coplin's 21-yard field goal. Housman gained 38 yards on the drive that stalled at the NC State three.

The Wolfpack took a 10-3 halftime lead, but had been out-gained by UH, 175-123. Houston tied the score at 10 on a one-yard run by Housman at 9:32 of the third quarter. NC State came right back with a scoring drive of its own, with Dave Buckley hooking up with fullback Stan Fritts for the seven-yard touchdown pass to take the lead.

Then, the fireworks began. Houston tied the score on the first play of the fourth quarter on a 10-yard Johnson run, capping a 75-yard drive. Two possessions later, the Cougars took their first lead of the game on a Bluebonnet Bowl record 73-yard touchdown pass from quarterback Bubba McGallion to split end Eddie Foster. Coplin added the extra point and UH led, 24-17.

The Cougars extended their lead to 31-17 after an interception and 41-yard return by free safety Joe Rust gave UH the ball on the NC State 16-yard line. Four plays later, Housman hit paydirt on a five-yard run and UH led by two touchdowns.

NC State came back after a McGallion fumble stopped a UH drive. A couple of Buckley to George Gantt completions set up fullback Tommy London for a 9-yard touchdown run with 3:38 left in the game. The Wolfpack's 2-point conversion attempt failed, and Houston held on to a 31-23 lead.

The ensuing onside kick was recovered by State and after two plays netted 19 yards, Buckley hit tight end Pat Hovance with a 27-yard pass to the one. He scored on a quarterback sneak and Fritts ran for the 2-point conversion to tie the game.

Houston's comeback attempt died when McGallion was sacked and the Cougars punted with 27 seconds remaining. Buckley's last-ditch pass was intercepted by Rust, who fell to the ground as time ran out, ending one of the most exciting bowl games in school history.

GAME STATISTICS

NC State	3	7	7	14	31
Houston	0	3	7	21	31

NCST – Huff 37 field goal, 1Q – 6:48

UH – Coplin 21 field goal, 1Q – 14:56

NCST – Hooks 11 run (Huff kick), 1Q – 2:12

UH – Housman 1 run (Coplin kick), 3Q – 9:32

NCST – Fritts 7 pass from Buckley (Huff kick), 3Q – 5:47

UH – Johnson 10 run (Coplin kick), 4Q – 14:56

UH – Foster 73 pass from McGallion (Coplin kick), 4Q – 9:38

UH – Housman 5 run (Coplin kick), 4Q – 7:55

NCST – London 9 run (pass failed), 4Q – 3:38

NCST – Buckley 1 run (Fritts run), 4Q – 2:17

	NCST	UH
First Downs	20	25
Rushing Yards	41-154	69-343
Passing Yards	200	179
Passing (C-A-I)	18-30-2	8-14-2
Total Offense	71-354	83-522
Fumbles-Lost	5-1	5-3
Penalties-Yards	1-15	3-35
Punts - Avg.	6-36.0	2-44.5

Rushing – UH: Housman 21-134, McGraw 10-62, Johnson 12-54;

NCST: Fritts 16-89, Hooks 8-29.

Passing – UH: McGallion 8-14-2-178;

NCST: Buckley 18-28-2-200.

Receiving – UH: Bass 5-92, Foster 1-73; NCST: Fritts 5-33, Hovance 3-78.

Attendance: 35,122

2017 SEASON

COACHING STAFF

THE COUGARS

SEASON REVIEW

HISTORY & RECORDS



BOWL HISTORY

2017 SEASON

COACHING STAFF

THE COUGARS

SEASON REVIEW

HISTORY & RECORDS

1977 COTTON BOWL

Houston 30, Maryland 21

Jan. 1, 1977 • Cotton Bowl • Dallas

Houston stunned the Southwest Conference by winning the conference title in its first year of competition in the league, earning its first trip to a New Year's Day bowl. Then, the Cougars stunned fifth-ranked and undefeated Maryland, 30-21, in the 41st Annual Cotton Bowl Classic to achieve its highest final national ranking ever.

UH jumped out to a quick 21-0 lead on the Terps, and that lead, as well as a strong defensive showing in the second half, carried the Cougars to victory. Running backs Alois Blackwell and Dyral Thomas each gained over 100 yards with Blackwell's 149 yards on 22 carries leading Houston. His success came against a Maryland defense ranked second in the nation in rushing defense, and he was named the game's Most Valuable Offensive Player. UH cornerback Mark Mohr, who made seven tackles, broke up two passes, blocked a punt and recovered a fumble, was the Defensive MVP.

Houston's first score came on an 11-yard run by Thomas with 6:27 to go in the first quarter. The Cougars drove 80 yards in 11 plays with Blackwell's 23-yard gain highlighting the march.

Mohr blocked Maryland punter Mike Sochko's kick, giving UH possession on the 38. Two plays later, Blackwell broke through a hole and went 33 yards for the touchdown.

Another Maryland mistake, this one a fumble on the kickoff recovered by Mohr, returned the ball to Houston on the Terps 24-yard line. Five straight rushing plays resulted in Blackwell's one-yard run and a 21-0 UH lead. Maryland had surrendered only 22 total points in the first quarter in the first 11 games of the year.

Maryland came back with a six-yard scoring run by quarterback Mark Manges. Both defenses tightened and the teams exchanged punts until Houston began a drive at its own three-yard line with 3:17 left in the half. A pair of runs by Davis and Blackwell netted 29 yards, and on second-and-six from the Maryland 33, split end Don Bass grabbed Davis' pass (one of just two first-half passes) and went the distance. Lennard Coplin's kick failed, but Houston owned a 27-7 halftime lead.

Maryland drove to the Houston four on its first possession of the second half, but on fourth and goal UM wingback Chuck White was stopped short of the goal line by UH's Vincent Greenwood. Thomas fumbled, giving Maryland the ball on the UH 35. This time the Terps converted with an 11-yard completion from Manges to tight end Eric Sievers.

Another UH fumble put Maryland on the Houston 30 three series later, and again the Terps capitalized. Fullback Tim Wilson went over from the one, and the extra point closed the UH lead to 27-21 with 8:46 left in the game.

After a punt by each team, Houston regained the ball on its own seven and embarked on a 14-play, 81-yard drive that would result in a game-clinching field goal by Coplin. The key play came on fourth-and-one on the Maryland 41 with 1:56 left when Thomas went 32 yards for the first down. When the drive stalled at the 12, Coplin hit a 28-yard field goal to seal the win and the No. 4 final ranking.

GAME STATISTICS

Maryland	0	7	7	21
Houston	21	6	0	30

UH – Thomas 11 run (Coplin kick), 1Q – 6:27

UH – Blackwell 33 run (Coplin kick), 1Q – 3:13

UH – Blackwell 1 run (Coplin kick), 1Q – 0:51

UM – Manges 6 run (Loncar kick), 2Q – 9:36

UH – Bass 33 pass from Davis (kick failed), 2Q – 0:55

UM – Sievers 11 pass from Manges (Sochko kick), 3Q – 1:41

UM – Wilson 1 run (Sochko kick), 4Q – 8:46

UH – Coplin 28 field goal, 4Q – 0:18

	UM	UH
First Downs	17	20
Rushing Yards	40-120	64-320
Passing Yards	179	108
Passing (C-A-I)	17-32-0	5-8-0
Total Offense	72-299	72-428
Fumbles-Lost	1-1	4-3
Penalties-Yards	8-80	5-22
Punts - Avg.	6-43.7	4-35.8

Rushing – UH: Blackwell 22-149, Thomas 14-104; UM: Scott 11-47, Manges 14-32.

Passing – UH: Davis 5-8-0-108; UM: Manges 17-32-0-179.

Receiving – UH: Foster 3-62, Bass 1-33; UM: Kinney 5-72; Wilson 5-26.

Attendance: 58,500 (estimated)

1979 COTTON BOWL

Notre Dame 35, Houston 34

Jan. 1, 1979 • Cotton Bowl • Dallas

In bone-chilling cold, Notre Dame made one of the greatest comebacks in bowl history, scoring 23 points in the final 7:37 to record a 35-34 win over Houston in the 43rd Annual Cotton Bowl Classic. The game will be forever remembered, not only for the cold and the comeback, but as the "coming out" party for Fighting Irish quarterback Joe Montana, who would go on to become one of the best quarterbacks in NFL history.

The Irish scored the game-winning touchdown with no time left on the clock when Montana tossed an eight-yard pass to split end Kris Haines. Kicker Joe Unis' PAT provided the difference in a heart-wrenching loss for UH.

Houston had scored 34 straight points after Notre Dame took a 12-0 lead in the first quarter. The Irish scored on a three-yard Montana run and a one-yard rush by fullback Pete Buchanan on successive drives in the first to take the lead. Both conversion attempts failed.

After ND's Dave Waymer fumbled a punt, Houston gained the ball on the Notre Dame 12, and two plays later, quarterback Danny Davis threw a 15-yard touchdown pass to split end Willis Adams. The score stood at 12-7 at the end of the first quarter.

A bevy of fumbles, interceptions and near interceptions marked second quarter action with most of the balls bouncing Houston's way. On fourth-and-goal, fullback Randy Love bulled over from the one to cap a six-play, 21-yard drive and give UH a 14-12 lead. Kenny Hatfield intercepted a Montana pass on the next possession and his 25-yard return put the Cougars on the Notre Dame 25. Hatfield was true on the 21-yard field goal.

Another Montana interception led to Hatfield's second three-pointer of the quarter, and a 20-12 UH halftime lead. The field goal, with just three seconds left in the half, came after a 39-yard, seven-play drive highlighted by a 16-yard completion from Davis to Eric Herring. Hatfield hit the cross bar, but his 34-yarder bounced over and was good.

Houston scored on a pair of Davis runs in the third period. His first score, from two yards out, ended a 38-yard, eight-play drive. UH's Bobby Harrison blocked Notre Dame kicker Dick Boushka's punt and the Cougars turned that turnover into seven points on Davis' five-yard touchdown run at 4:40.

The fourth quarter was a battle of field position until Notre Dame blocked UH punter Jay Wyatt's kick and took over on the Houston 11. Three plays resulted in a loss of three yards and on fourth-and-13 from the UH 14, Montana's pass was incomplete. However, UH could not move the ball, and Wyatt's next punt was also blocked. This one was recovered by Irish strong safety Steve Cichy and returned 33 yards for a Notre Dame touchdown. The two point conversion from Montana to Vagas Ferguson was good and Houston's lead stood at 34-20.

Notre Dame's defense held, forcing another Wyatt punt. Montana completed two passes for 47 yards, then used a pass interference call to reach the Houston three. On third down from the two, Montana scampered in for the score. He then hit Haines with the two-point conversion pass to make it a six-point game.

Houston was forced to punt again, but the Irish's next drive ended when Montana fumbled with less than two minutes on the clock and UH's Tommy Ebner recovered. Houston advanced to its 29, and on fourth-and-one, sent running back Emmett King over left tackle to try and run out the clock. King was stopped for no gain, and Notre Dame and Montana had 29 yards to go in 28 seconds.

Montana gained 11 yards around right end on first down, then passed for 10 to Haines. After an incompletion, the Notre Dame QB hit Haines from eight yards out for the tying score. Unis' PAT completed the comeback.

GAME STATISTICS

Notre Dame	12	0	0	23	35
Houston	7	13	14	0	34

ND – Montana 3 run (kick failed), 1Q – 6:55

ND – Buchanan 1 run (pass failed), 1Q – 4:40

UH – Adams 15 pass from Davis (Hatfield kick), 1Q – 0:17

UH – Love 1 run (Hatfield kick), 2Q – 6:27

UH – Hatfield 21 field goal, 2Q – 0:03

UH – Davis 2 run (Hatfield kick), 3Q – 6:29

UH – Davis 5 run (Hatfield kick), 3Q – 4:40

ND – Cichy 33 punt return (Ferguson pass from Montana), 4Q – 7:25

ND – Montana 2 run (Haines pass from Montana), 4Q – 4:15

ND – Haines 8 pass from Montana (Unis kick), 4Q – 0:00

	ND	UH
First Downs	13	16
Rushing Yards	40-131	63-229
Passing Yards	163	60
Passing (C-A-I)	13-37-4	4-13-0
Total Offense	77-294	76-289
Fumbles-Lost	3-3	6-3
Penalties-Yards	8-74	6-39
Punts - Avg.	7-26.3	10-25.5

Rushing – UH: Davis 19-76, King 21-74, Love 22-73; ND: Heavens 16-71, Montana 7-26.

Passing – UH: Davis 4-12-0-60; ND: Montana 13-34-4-163.

Receiving – UH: Adams 2-35; ND: Heavens 4-60, Haines 4-31.

Attendance: 72,000 (35,000 no-shows)



BOWL HISTORY

1980 COTTON BOWL

Houston 17, Nebraska 14

Jan. 1, 1980 • Cotton Bowl • Dallas

Houston quarterback Terry Elston hit Eric Herring with a six-yard touchdown pass with 12 seconds left to give the Cougars a 17-14 victory over seventh-ranked Nebraska in the 1980 Cotton Bowl. The victory lifted UH to an 11-1 record on the year, tying the most wins in school history, and a No. 5 final national ranking.

The Houston defense limited a potent Nebraska offense to just 227 yards on the day, less than half of their season average. The Cornhuskers, featuring Jarvis Redwine and I.M. Hipp, gained just 136 yards on 41 carries and tallied only 13 first downs in the game. Elston led Houston with 87 yards rushing on 22 carries while fullback John Newhouse added 64 yards. Herring caught five passes for 51 yards.

Nebraska jumped out to a 7-0 lead in the first quarter on a nine-yard scoring run by Redwine. The teams then traded punts until Houston tied the game on Elston's eight-yard run and Kenny Hatfield's extra point at 12:17 of the second quarter. Elston's 27-yard pass to Lonell Phea on third-and-six to the Nebraska 15 proved to be the key play of the drive.

Through the next two quarters, the teams traded punts and turnovers with neither team reaching its opponents' 30. The entire third quarter, in fact, was a series of "three and outs."

Then Houston embarked on a 59-yard, 13-play drive that resulted in a 41-yard Hatfield field goal. Again, Elston hit Phea for a gain of 20 on the drive, which reached the Nebraska 24 before Hatfield's kick. Houston took a 10-7 lead with 8:25 left.

Houston forced another Nebraska punt, but gave the ball back one play later when Newhouse fumbled. From first down on the Houston 31, the Cornhuskers drove to the six, where Quinn hit tight end Jeff Finn with a six-yard touchdown pass. Dean Sukup added the extra point to give NU a 14-10 lead with less than four minutes to play.

Starting on its own 34, the Cougars began a purposeful march downfield. Twice, they converted on third downs until reaching the Nebraska 20 with 59 seconds to play. An Elston to Herring hookup gained 11, but the next three plays netted just five yards, and the Cougars faced fourth-and-goal from the six with 19 seconds left.

Then Elston found Herring cutting across the goal line for the touchdown, and Hatfield added the extra point to give UH a come-from-behind Cotton Bowl victory of its own.

GAME STATISTICS

Nebraska	7	0	0	7	14
Houston	0	7	0	10	17

NU – Redwine 9 run (Sukup kick), 1Q – 5:13

UH – Elston 8 run (Hatfield kick), 2Q – 12:17

UH – Hatfield 41 field goal, 4Q – 8:25

NU – Finn 6 pass from Quinn (Sukup kick), 4Q – 3:56

UH – Herring 6 pass from Elston (Hatfield kick), 4Q – 0:12

	NU	UH
First Downs	13	18
Rushing Yards	41-136	61-206
Passing Yards	91	119
Passing (C-A-I)	11-27-1	9-19-0
Total Offense	63-227	80-325
Fumbles-Lost	1-1	7-3
Penalties-Yards	7-90	2-22
Punts - Avg.	10-40.6	7-42.0

Rushing – UH: Elston 22-87, Newhouse 15-64; NU: Redwine 17-58, Franklin 12-40.

Passing – UH: Elston 9-16-0-119; NU: Quinn 10-19-1-78.

Receiving – UH: Herring 5-51, Phea 2-47; NU: Brown 5-30, Miller 2-26.

Attendance: 72,000

1980 GARDEN STATE BOWL

Houston 35, Navy 0

Dec. 22, 1980 • Giants Stadium • East Rutherford, N.J.

Houston put on one of its most impressive offensive and defensive performances of the season in downing Navy, 35-0, in Garden State Bowl III at Giants Stadium in East Rutherford, N.J.

Running back Terald Clark sparked the offense with 163 yards on 26 carries and three touchdowns, while All-America linebacker Leonard Mitchell made key tackles, recovered a fumble and broke up a pass to lead UH defensively. The Cougars gained 405 of their 450 yards on the ground, while limiting Navy to just 200 yards in total offense. Navy had brought the nation's sixth-rated defense and 10th-best rushing defense into the game, but turnovers and special teams blunders cost the Midshipmen.

Houston scored on its first drive, going 31 yards on eight plays after a Navy fumble to take a 7-0 lead. Clark scored on a one-yard run and Jeff Shaffer added the PAT.

A blocked punt by UH's Leo Truss helped lead to Houston's next score, a one-yard effort by quarterback Terry Elston. Clark gained 25 yards on the 43-yard drive as all 10 plays were on the ground. The Cougars took a 14-0 lead after one quarter.

Houston added two more touchdowns in the second period, while Navy kicker Steve Fehr missed a 27-yard field goal, spoiling the Middies' best scoring chance of the day. At 7:51 of the second quarter, Houston's David Barrett scored on a 14-yard run after a 69-yard, seven-play drive.

Navy fumbled the ball on the kickoff and UH's Calvin Eason recovered on the Navy 26. Clark went all 26 yards on the first play behind a block by guard Jeff Faniel, and Elston scored the two-point conversion on a keeper to give UH a 28-0 halftime lead.

The Cougars scored the final points of the contest on their first drive of the second half. After a 71-yard, 13-play march, Clark scored from the two to notch his third touchdown of the day and give UH an insurmountable 35-0 lead.

Clark, a senior, was named the game's Most Outstanding Player.

GAME STATISTICS

Houston	14	14	7	0	35
Navy	0	0	0	0	0

UH – Clark 1 run (Shaffer kick), 10:41

UH – Elston 1 run (Shaffer kick), 3:43

UH – Barrett 14 run (kick failed), 7:51

UH – Clark 26 run (Elston run), 7:38

UH – Clark 2 run (Shaffer kick), 9:48

	UH	NAVY
First Downs	24	12
Rushing Yards	78-405	35-135
Passing Yards	45	65
Passing (C-A-I)	3-7-1	7-25-1
Total Offense	85-450	60-200
Fumbles-Lost	8-3	4-2
Penalties-Yards	4-39	2-26
Punts - Avg.	2-35.5	6-29.7

Rushing – UH: Clark 26-163, Polk 17-76, Barrett 9-61-1; Navy: Tolbert 7-53, Sherlock 15-41.

Passing – UH: Elston 1-4-0-28, Chinn 2-3-1-17; Navy: Reitzel 5-12-1-42, Tarquinio 2-12-0-23.

Receiving – UH: Miller 1-28, Phea 1-11; Navy: Papajohn 3-36, Dent 2-23.

Attendance: 41,417

2017 SEASON

COACHING STAFF

THE COUGARS

SEASON REVIEW

HISTORY & RECORDS



BOWL HISTORY

2017 SEASON

COACHING STAFF

THE COUGARS

SEASON REVIEW

HISTORY & RECORDS

1981 SUN BOWL

Oklahoma 40, Houston 14

Dec. 26, 1981 • Sun Bowl • El Paso, Texas

Oklahoma scored 30 points in the fourth quarter to break open a close game and hand Houston its worst bowl defeat ever, 40-14, at the 47th Annual Sun Bowl in El Paso, Texas.

Oklahoma's Fred Sims gained 181 yards on 15 carries and quarterback Darrell Shepard added 107 yards and two rushing touchdowns to lead the Sooners. UH quarterback Lionel Wilson completed 17-of-28 passes for 216 yards to lead the Cougar offense, but Houston committed four turnovers in the game, including one very costly one.

A fumble on what looked like a sure Houston touchdown proved to be the turning point in the game. Following the fumble, Oklahoma scored on four straight possessions to cement the victory.

Trailing 10-7, UH halfback Robert Durham caught a Wilson pass at the OU 47-yard line and had open territory to the end zone. But Oklahoma defender Elbert Watts knocked the ball loose at the three and it went out of the end zone for a touchback. Oklahoma took over on its 20 and advanced quickly to the Cougar nine on Shepard's 42-yard run. Three plays later, Shepard went one yard up the middle for the touchdown and a 17-7 Oklahoma lead.

From there the wheels began to come off. After a 14-yard Houston punt, Oklahoma's Michael Keeling ended a Sooner drive by kicking his second field goal of the day – this from 49 yards out – to boost the Sooners' lead to 20-7.

The Cougars' next possession ended in a fumble, and Sims soon broke a 30-yard run for a score and a 27-7 Oklahoma lead. Houston answered with its last touchdown of the day, going 74 yards on 13 plays. Donald Jordan scored on a six-yard run and Mike Clendenen added the point after, but UH trailed 27-14 with less than three minutes remaining.

Oklahoma recovered UH's onside kick attempt and Sims ripped off another long run, this one of 48 yards, to set up Ron Mills' two-yard score. Keeling missed the PAT, but it was the only thing that went wrong for OU in the quarter. The Sooners scored their final touchdown on a 28-yard interception return by defensive end John Truitt, ending a nightmare quarter for Houston.

Shepard was named the game's MVP. Houston ended its season, the third straight in which it went to a bowl game, with a 7-4-1 record.

GAME STATISTICS

Houston	0	7	0	7	14
Oklahoma	7	0	3	30	40

OU – Shepard 34 run (Keeling kick), 1Q – 5:05
 UH – Wilson 1 run (Clendenen kick), 2Q – 3:39
 OU – Keeling 32 field goal, 3Q – 4:09
 OU – Shepard 1 run (Keeling kick), 4Q – 13:07
 OU – Keeling 49 field goal, 4Q – 8:03
 OU – Sims 30 run (Keeling kick), 4Q – 6:19
 UH – Jordan 6 run (Clendenen kick), 4Q – 2:55
 OU – Mills 2 run (kick failed), 4Q – 1:30
 OU – Truitt 28 interception return (Keeling kick), 4Q – 1:16

	UH	OU
First Downs	26	15
Rushing Yards	59-157	54-409
Passing Yards	228	-2
Passing (C-A-I)	18-29-1	1-5-1
Total Offense	88-385	59-407
Fumbles-Lost	4-3	2-1
Penalties-Yards	2-27	7-48
Punts - Avg.	6-37.0	5-38.6

Rushing – UH: Polk 19-74, Franklin 4-29; OU: Sims 15-181, Shepard 17-107.
 Passing – UH: Wilson 17-21-1-216; OU: Shepard 1-5-1-(-2).
 Receiving – UH: Ford 6-52, Phea 4-48; OU: Ross 1-(-2).

Attendance: 33,816

1985 COTTON BOWL

Boston College 45, Houston 28

Jan. 1, 1985 • Cotton Bowl • Dallas, Texas

Heisman Trophy winner Doug Flutie brought his Boston College Eagles to Dallas, but it was the rushing of Flutie's backfield mates that proved the difference in BC's 45-28 victory over Houston in the 49th Annual Cotton Bowl.

Flutie threw for 180 yards and three touchdowns, but completed only 13-of-37 throws on the day and was intercepted twice. Running backs Troy Stradford and Mike Strachan teamed to doom Houston; Stradford gained 196 yards on 20 carries while Strachan added 91 yards on 23 rushes and was named the game's MVP.

The game was a series of scoring runs. Boston College would jump out to an advantage, and Houston would battle back. The pattern continued until the fourth quarter when the Eagles would not let UH answer after it extended a 31-28 lead to the final margin of 45-28.

Boston College jumped out to a 14-0 first quarter advantage on a pair of Flutie touchdown passes. A 63-yard completion to Kelvin Martin started the scoring, and an eight-yard pass from Flutie to Stradford followed a UH fumble. Houston answered immediately when Earl Allen took the ensuing kickoff 98 yards for a touchdown. Mike Clendenen kicked the extra point, and the Cougars trailed 14-7.

An interception by the Eagles led to a 31-yard field goal by BC's Kevin Snow at the end of the first quarter.

Boston College added two touchdowns to extend its lead to 31-7. Flutie hit Gerard Phelan, who caught seven passes in the first half, over the middle for a 13-yard touchdown after driving BC 53 yards in five plays. UH quarterback Gerald Landry was then intercepted on Houston's next play, and once again Boston College capitalized. Strachan scored on a two-yard run after Flutie had picked up 27 yards on a scramble to the two.

Houston came back before the half when Landry hit Larry Shepherd with a 15-yard touchdown pass. Landry's 38-yard completion to tight end Carl Hilton was the biggest play of the UH scoring drive.

The Cougars made it close in the third. After five punts to start the period, Houston mounted a scoring march, thanks to a 26-yard Landry to Hilton completion and a 33-yard run by Raymond Tate to set up Tate's two-yard touchdown jaunt. Then, Audrey McMillian intercepted a Flutie pass at the Boston College 25 and took it back for the touchdown, bringing the Cougars within three at 31-28.

On Houston's next possession, a couple of costly penalties hurt the Cougars and slowed their momentum. Boston College, uncharacteristically, went to its running game, and nine straight rushes resulted in a four-yard Strachan touchdown and a 38-28 BC lead.

Another turnover stopped the Cougars and they were unable to take advantage of Flutie's second interception of the half. Stradford provided the final margin when he scored on an 18-yard run with 1:08 remaining.

Hilton caught five passes for 97 yards for UH, which finished the season with a 7-5 record.

GAME STATISTICS

Boston College	17	14	0	14	45
Houston	7	7	14	0	28

BC – Martin 63 pass from Flutie (Snow kick), 8:15
 BC – Stradford 8 pass from Flutie (Snow kick), 3:28
 UH – Allen 98 kickoff return (Clendenen kick), 3:14
 BC – Snow 31 field goal, 0:31
 BC – Phelan 13 pass from Flutie (Snow kick), 4:38
 BC – Strachan 2 run (Snow kick), 1:41
 UH – Shepherd 15 pass from Landry (Clendenen kick), 0:22
 UH – Tate 2 run (Clendenen kick), 4:04
 UH – McMillian 25 interception return (Clendenen kick), 3:10
 BC – Strachan 4 run (Snow kick), 5:45
 BC – Stradford 18 run (Snow kick), 1:08

	UH	BC
First Downs	15	22
Rushing Yards	42-167	50-353
Passing Yards	154	180
Passing (C-A-I)	9-29-2	13-37-2
Total Offense	71-321	87-533
Fumbles-Lost	2-1	3-2
Penalties-Yards	7-66	7-64
Punts - Avg.	10-33.0	8-29.9

Rushing – UH: Tate 10-71, Landry 22-66; BC: Stradford 20-196, Strachan 23-91.
 Passing – UH: Landry 9-29-2-154; BC: Flutie 13-37-2-180.
 Receiving – UH: Hilton 5-97, Shepherd 2-47; BC: Phelan 7-94, Stradford 4-16-1.

Attendance: 67,781



BOWL HISTORY

1988 ALOHA BOWL

Washington State 24, Houston 22

Dec. 25, 1988 • Aloha Bowl • Honolulu

In a battle of Cougars, Washington State scored 24 points in the second quarter and shut down Houston's potent run-and-shoot offense to claim a 24-22 win in the 1988 Aloha Bowl in Honolulu, Hawai'i.

Washington State piled up 216 yards rushing and added 154 through the air while holding UH to 68 rushing yards and 309 yards overall. Tailback Steve Broussard led WSU with 139 yards on the ground, and QB Timm Rosenbach threw for 306.

James Dixon started the game off well for UH by taking the opening kickoff 84 yards to the Washington State 15-yard line. The Cougars advanced to the 10 before Roman Anderson's 27-yard field goal gave UH a 3-0 lead.

Washington State drove to the UH four, but Rosenbach was sacked, and his fumble was recovered by Houston's Keith Jenkins. The teams traded punts until WSU's Vernon Todd intercepted an André Ware pass at his own 45-yard line. Broussard bobbled a handoff and fumbled at the UH five, but WSU flanker Victor Wood recovered and took the ball the remaining five yards for the touchdown.

After forcing a Houston punt, WSU started on an 80-yard drive. Rosenbach hit Wood from 15 yards out with 8:39 left in the half, and Jason Hanson's PAT made it WSU 14, UH 3. Ware's next pass was intercepted and returned to the Houston 15. Hanson's 33-yard field goal extended the Cougars' lead to 17-3.

Houston pulled to within eight on its next possession when Ware hit Jason Phillips for a 44-yard completion and Chuck Weatherspoon scored on a one-yard run for UH's first touchdown of the day. However, Roman Anderson missed what would prove to be a crucial extra point attempt following Weatherspoon's score.

Washington State answered with a 10-play, 75-yard drive before halftime. Rosenbach scored from the one, and WSU led 24-9 at the break.

Houston's Cougars were not able to mount a drive in the third quarter until David Dacus replaced Ware with 6:07 on the clock. He quickly hit Kevin Mason with a 53-yard bomb down the right sideline. After a failed conversion pass, Houston trailed 24-15.

Washington State penetrated to the Houston eight, where Alton Montgomery stepped in front of a Rosenbach pass at the goal line and took it all the way back to the WSU 28 for a 72-yard return. Weatherspoon and Dacus combined to take the Cougars the rest of the way, with Weatherspoon earning the touchdown on a shovel pass from Dacus. After the Anderson PAT, Houston trailed by two with 13:16 left in the game.

Washington State's next drive stalled on the UH 34, where Rosenbach's pass on fourth and three fell incomplete. Houston was unable to sustain a drive and the teams exchanged punts. Houston got the ball back with 5:16 left and drove from its own 20 to the WSU 31. From there, Dacus hit Dixon with a 21-yard pass to the 10. Dixon eluded one tackle, but was hit by linebacker Tuineau Alipate and fumbled. The ball rolled to the five, where it was recovered by WSU's Artie Holmes with 2:44 left. WSU ran out the clock to secure the 24-22 victory.

GAME STATISTICS

Washington State	0	24	0	0	24
Houston	3	6	6	7	22

UH – Anderson 27 field goal, 1Q – 13:13

WSU – Wood 9 fumble recovery (Hanson kick), 2Q – 13:39

WSU – Wood 15 pass from Rosenbach (Hanson kick), 2Q – 8:39

WSU – Hanson 33 field goal, 2Q – 6:31

UH – Weatherspoon 1 run (kick failed), 2Q – 4:56

WSU – Rosenbach 1 run (Hanson kick), 2Q – 0:53

UH – Mason 53 pass from Dacus (pass failed), 3Q – 4:25

UH – Weatherspoon 2 pass from Dacus (Anderson kick), 4Q – 13:16

	WSU	UH
First Downs	23	13
Rushing Yards	56-154	21-68
Passing Yards	306	241
Passing (C-A-I)	19-36-1	17-40-2
Total Offense	92-460	61-309
Fumbles-Lost	2-1	2-1
Penalties-Yards	11-95	9-58
Punts - Avg.	6-46.0	8-45.4

Rushing – UH: Weatherspoon 14-80; **WSU:** Broussard 33-139.

Passing – UH: Dacus 8-11-0-153, Ware 8-28-2-44;

WSU: Rosenbach 19-36-1-306.

Receiving – UH: Mason 2-83-1, Dixon 4-52; **WSU:** Stallworth 8-120.

Attendance: 35,132

1996 LIBERTY BOWL

Syracuse 30, Houston 17

Dec. 26, 1996 • Liberty Bowl • Memphis, Tenn.

Houston's return to post-season play in the 38th Annual St. Jude Liberty Bowl marked a remarkable turnaround for the UH program under Kim Helton.

The Cougars headed into Memphis as one of the hottest teams in the country having won their last three games of the season to earn a share of the Conference USA championship.

On this day the rushing attack of the Orangemen proved to be too much for Houston's defense as UH fell to Syracuse 30-17 in front of 49,163 fans at Liberty Bowl Memorial Stadium and an ESPN national television audience.

Syracuse struck first after the initial kickoff with a four-play, 80-yard touchdown scoring drive. Quarterback Donovan McNabb scored from one yard out to put SU on top 7-0.

Houston returned the favor on its first drive of the game with a four-play, 77-yard scoring drive of its own. Quarterback Chuck Clements hit tailback Antowain Smith twice, including a touchdown reception of 21 yards to even the score at 7-7. A Clements to Scott Regimbald 51-yard pass put the Cougars in scoring position to set up Smith's reception.

With 9:02 left in the second period, the SU rushing attack struck again when fullback Rob Konrad reached the end zone to up the score to 14-7. Later in the quarter Syracuse extended its lead to 16-7 after a snap sailed over the head of Houston punter Ignacio Saucedo as he stood deep in UH territory.

Houston came back before halftime as Smith rushed three times for 63 yards, including a 51-yard jaunt from UH's 46-yard line to SU's 3. He finished the drive with a three-yard touchdown run to pull Houston within two points going into the lockerroom.

The second half was far less eventful as both teams went scoreless in the third quarter. It was not until the clock read 13:52 in the final period that Syracuse's McNabb scored his second touchdown of the day, on a two-yard run, to give the Orangemen a 23-14 lead.

Houston was only able to put three more points on the board as Sebastian Villarreal hit a 23-yard field goal with 10:50 left in the game.

As it turned out, the ground game of Syracuse was just too much for the Cougar defense. Thomas rushed into the endzone from six yards out to put an end to the day's scoring at 30-17.

GAME STATISTICS

Syracuse	7	9	0	14	30
Houston	7	7	0	3	17

SU - McNabb 1 run (Trout kick), 1Q – 13:16

UH - Smith 21 pass from Clements (Villarreal kick), 1Q – 11:48

SU - Konrad 2 run (Trout kick), 2Q – 9:02

SU - Team safety, 2Q – 3:58

UH - Smith 3 run (Villarreal kick), 2Q – 0:30

SU - McNabb 2 run (Trout kick), 4Q – 13:52

UH - Villarreal 23 field goal, 4Q – 10:50

SU - Thomas 6 run (Trout), 4Q – 5:29

	SU	UH
First Downs	25	13
Rushes-Yards	64-396	27-124
Passing Yards	76	217
Passing (C-A-I)	4-10-0	14-28-1
Total Offense	74-472	55-341
Return Yards	80	148
Punts-Avg.	4-42.5	3-35.0
Fumbles-Lost	0-0	0-0
Third Down Conv.	9-15	3-11
Penalties-Yards	5-41	5-30
Time of Possession	38:01	21:59

Rushing – SU: Thomas 24-205, McNabb 12-53, Jones 7-42,

Konrad 9-41, McIntosh 5-27, Morris 4-27, Maddox 1-13,

Brown 1-4; **UH:** Smith 19-123, Sanford 6-37, Wheeler 1-0.

Passing – SU: McNabb 10-4-0-76; **UH:** Clements 28-14-1-217.

Receiving – SU: Maddox 2-47, Williams 1-16, Sinceno 1-13;

UH: Smith 5-44, Wheeler 3-43, Johnson 2-16, Bryant 1-51,

Regimbald 1-51, West 1-12, Sanford 1-0.

Attendance: 49,163

2017 SEASON

COACHING STAFF

THE COUGARS

SEASON REVIEW

HISTORY & RECORDS



BOWL HISTORY

2017 SEASON

COACHING STAFF

THE COUGARS

SEASON REVIEW

HISTORY & RECORDS

2003 SHERATON HAWAII BOWL

Hawai'i 54, Houston 48 (3 OT)

Dec. 25, 2003 • Aloha Stadium • Honolulu

In an "Instant Classic" performance, the University of Houston and the University of Hawai'i battled for over four hours and three overtimes before the Warriors concluded Christmas Day with a 54-48 win over the Cougars.

The fact that the game made it to overtime was a testament to the never-say-die attitude of the Cougars. With Hawai'i ahead by seven in the waning moments of regulation, the Cougars eventual season looked to be over as the Warriors lined up for a 29-yard field with just over a minute to play. When the field-goal attempt went wide, the Cougars still had a chance. And, the Red and White did not disappoint.

In what will be described as "Vincent's Run", the Cougars tied the game up on a miraculous play. Facing a third-and-11 from their own 19-yard line with less than 30 seconds left to play, Kevin Kolb found Vincent Marshall on a quick pass that Marshall turned into an 81-yard touchdown as he outraced the Warrior secondary to tie the game.

Both teams scored touchdowns in both the first and second overtimes, setting the stage for the dramatic third overtime. The Warriors took the lead on an eight-yard run by Michael Brewster, but UH's Will Guley intercepted Hawai'i's two-point attempt.

The Cougars took over on their possession, needing a touchdown to send it to a fourth overtime, but more importantly, could get the two points needed for the victory; however, the Cougars failed to convert on fourth down.

Houston jumped on the board first after taking the opening kickoff and driving down the field to score first. Kolb hooked up with Chad McCullar from 34 yards out to give Houston a quick 7-0 lead. A Dustin Bell field goal on the next possession increased the lead to 10-0.

The Warriors tied the score up by scoring the game's next 10 points on a 19-yard field goal and a 48 yard pass from Timmy Chang, who relieved starter Jason Whieldon, to Clifton Herbert.

The Cougars regained the lead on the first of three rushing touchdowns by Jackie Battle, and then increased their advantage to 20-10 with Bell's second field goal on the afternoon.

Hawai'i took control of the game by scoring 17 unanswered points, including two more scoring tosses by Chang. After an exchange of touchdowns by Houston and Hawai'i, the Warriors took the lead again when Chang hooked up with Jason Ribers from four yards out with less than 10 minutes to play, which set the stage for Marshall's heroics.

Battle was named the MVP for the Cougars after rushing for a career-high 124 yards and three touchdowns.

GAME STATISTICS

Houston	10	10	0	14	7	7	0	48
Hawai'i	3	10	14	7	7	7	6	54

UH – McCullar 34 pass from Kolb (Bell kick), 1Q – 11:53
UH – Bell 21 field goal, 1Q – 9:05
 HA – Miranda 19 field goal, 1Q – 5:48
 HA – Herbert 48 pass from Chang (Miranda kick), 2Q – 14:28
UH – Battle 2 run (Bell kick), 2Q – 11:16
UH – Bell 35 field goal, 2Q – 4:42
 HA – Miranda 29 field goal, 2Q – 1:53
 HA – Brewster 1 run (Miranda kick), 3Q – 13:23
 HA – Rivers 7 pass from Chang (Miranda kick), 3Q – 4:35
UH – Battle 2 run (Bell kick), 4Q – 14:18
 HA – Rivers 4 pass from Chang (Miranda kick), 4Q – 9:51
UH – Marshall 81 pass from Kolb (Bell kick), 4Q – 0:22
 HA – Komine 11 pass from Chang (Miranda kick), OT1
UH – Evans 6 run (Bell kick), OT1
UH – Battle 4 run (Bell kick), OT2
 HA – Rivers 18 pass from Chang (Miranda kick), OT2
 HA – Brewster 8 run (pass failed), OT3

	UH	Hawai'i
First Downs	25	30
Rushes-Yards	54-185	38-114
Comp.-Att.-Int.	19-34-2	29-47-1
Passing Yards	332	527
Return Yards	223	51
Punts-Average	5-46.6	4-41.0
Fumbles-Lost	2-0	2-1
Third Down Conv.	7-19	6-14
Penalties-Yards	10-105	5-45
Time of Possession	29:50	30:10

Rushing – UH: Battle 19-124, Evans 22-66, Schirmer 2-8, Kolb 8-7, Marshall 2(-9), Team 1(-11);
Hawai'i: Brewster 14-79, West 6-33, Bass 6-27, Whieldon 5-12, Team 1(-1), Chang 6(-36).
Passing – UH: Kolb 34-19-2-332;
Hawai'i: Chang 42-26-1-475, Whieldon 5-3-0-52.
Receiving – UH: Marshall 7-157, McCullar 5-103, Middleton 3-25, Pritchett 2-31, Kolb 1-8, Hopkins 1-8;
Hawai'i: Rivers 7-143, Komine 7-73, Cockheran 5-162, Brewster 3-40, Welch 3-31, Poumele 2-27, Herbert 1-48, Bass 1-3.

Attendance: 25,551

2005 FORT WORTH BOWL

Kansas 42, Houston 13

Dec. 23, 2005 • Amon G. Carter Stadium • Fort Worth, Texas

Jason Swanson threw for 307 yards and four touchdowns, one more than he had in the regular season, and the Kansas Jayhawks beat Houston 42-13 in the Fort Worth Bowl for their first winning season and first bowl victory in 10 years.

Tailback Jon Cornish turned two shovel passes from Swanson into scores, and also rushed for 101 yards on 16 carries. Brian Murph, who hadn't returned a kick all season, turned a muffed punt into an 85-yard score in the first quarter that put the Jayhawks (7-5) ahead to stay. He also caught a 48-yard TD pass.

Houston (6-6) has lost six straight bowls since winning the 1980 Garden State Bowl.

Swanson started his fifth straight game, going 19-for-29 in his fourth victory and earning MVP honors. The senior was the third starting quarterback used by Kansas this year. He hurt his leg during the pre-season, but took over in late October after Adam Barman and Brian Luke struggled.

Cougars junior quarterback Kevin Kolb started his 36th straight game and became the career total offense leader at the school where David Klingler and André Ware also threw passes. Kolb was 20-of-44 passing for 214 yards with three interceptions, all turned into scores by Kansas.

Kolb had a 1-yard sneak for Houston's only touchdown. The Cougars were held to a season-worst 244 total yards after leading Conference USA with 457 a game during the regular season. Kansas had 538 yards.

Charlton Keith got between Kolb and his intended receiver on a quick-out pass in the fourth quarter. He jumped up and grabbed the pass, then sprinted 14 yards and dived into the end zone.

Theo Barnes had two interceptions for the Jayhawks. The first set up Cornish's 30-yard TD catch in the third quarter, and the second led to Murph's TD catch with 9 minutes left for the final touchdown.

Five minutes into the game, Murph muffed a punt. The ball rolled several yards away from him before he picked it up, circled around several defenders and ran all the way to the left sideline. He then cut back across the field and slipped past a tackler into the open.

Swanson had completions of 31 and 19 yards on the first two plays, but the Jayhawks didn't get another first down on the opening drive. The Cougars then went three-and-out before Justin Laird's 57-yard punt that Murph muffed.

Cornish's first TD was a 13-yard play in the second quarter. Mark Simmons added a 32-yard score in the third when he caught Swanson's pass near the 20, then was free when he twisted inside and the defender slipped.

GAME STATISTICS

Kansas	7	7	14	14	42
Houston	0	10	3	0	13

KU – Murph 85 punt return (Webb kick), 1Q – 10:26
UH – Bell 32 FG, 2Q – 14:22
 KU – Cornish 13 pass from Swanson (Webb kick), 2Q – 12:49
UH – Kolb 1 run (Bell kick), 2Q – 0:57
 KU – 30 pass from Swanson (Webb kick), 3Q – 12:43
UH – Lawrence 44 FG, 3Q – 8:29
 KU – Simmons 32 pass from Swanson (Webb kick), 3Q – 4:57
 KU – Keith 14 interception return (Webb kick), 4Q – 12:23
 KU – Murph 48 pass from Swanson (Webb kick), 4Q – 9:08

	KU	UH
First Downs	29	15
Rushes-Yards	39-198	24-30
Comp.-Att.-Int.	21-32-0	20-44-3
Passing Yards	340	214
Return Yards	131	64
Punts-Average	2-43.0	7-44.9
Fumbles-Lost	1-1	1-0
Third Down Conv.	4-11	4-14
Penalties-Yards	14-138	4-54
Time of Possession	33:29	26:31

Rushing – KU: Cornish 16-101, McAnderson 7-41, Swanson 7-33, Green 9-23; **UH:** Battle 3-8, Kolb 9-8, Gilbert 9-7, Marshall 1-7, Evans 2-0.
Passing – KU: Swanson 19-29-0-307, Luke 2-3-0-33; **UH:** Kolb 20-44-3-214.
Receiving – KU: Gordon 6-86, Simmons 5-77, Murph 4-78, Cornish 2-43, Henry 2-33, Fine 2-23; **UH:** Avery 5-71, Briles 4-36, Gilbert 3-41, McGilvray 3-29, McDaniel 2-15, Marshall 2-12, Harvey 1-10.

Attendance: 33,500



BOWL HISTORY

2006 AUTOZONE LIBERTY BOWL

South Carolina 44, Houston 36

Dec. 29, 2006 • Liberty Bowl • Memphis, Tenn.

With 56,103 in attendance, the University of Houston football team took to the field December 29, 2006 at the AutoZone Liberty Bowl in Memphis, Tenn. Houston faced off against the South Carolina Gamecocks of the SEC in just the third-ever meeting between the two schools.

After scoring four touchdowns in the first half, Houston was unable to hold off the Gamecocks, falling 44-36, in what CollegeFootballNews.com named the 4th-best bowl game of 2006.

The Cougars took an early lead off a 32-yard pass from Kevin Kolb to Vincent Marshall on their first drive of the game. But, the Gamecocks responded late in the first quarter on their second drive with a 2-yard touchdown run by Cory Boyd.

Down a touchdown in the second quarter, Kolb connected with Mark Hafner on a 4-yard pass to even the game at 14 all. Houston would regain the lead with 2:09 left in the first half when Jackie Battle scored from 42 yards out, running untouched to the end zone.

With the first half winding down, Houston scored again when Marshall broke away for a 77-yard touchdown run. It was the longest catch in the Liberty Bowl since 1997, when Pittsburgh had an 89-yard pass against Southern Miss.

With 55 points scored in the first half, Houston and South Carolina combined for the highest scoring half in Liberty Bowl history.

The third quarter proved to be all about defense. South Carolina scored the only points of the quarter on a 45-yard field goal by Ryan Succop. They took that momentum into the fourth quarter, scoring two touchdowns. The Gamecock's Blake Mitchell connected with Kenny McKinley on both scoring plays.

The Cougars pulled within eight points with just under six minutes left in the game, when Battle scored on a 3-yard run and Anthony Alridge completed the two-point conversion; however, it wouldn't be enough as South Carolina held off Houston for the win.

"We were very excited and anxious about the game, and I think we performed well as a football team. In a couple of instances we had a couple of unforced errors that I will take the fall for. But, just like our team has all season long; we battled hard. Our guys played hard, they fought hard, they believed. That's an inspiration to me as a coach," head coach Art Briles said after the game.

The two teams combined for 1,039 yards of total offense, the most ever in Liberty Bowl history. Houston gained 527 yards and the Gamecocks had 512.

Kolb was named Houston's Outstanding Offensive Player after completing 26-of-39 passes for 386 yards and three touchdowns. With his three tackles, one interception and one pass break up, Willie Gaston was named Houston's Outstanding Defensive Player.

GAME STATISTICS

South Carolina	7	20	3	14	44
Houston	7	21	0	8	36

UH – Marshall 32 pass from Kolb (Bell kick), 1Q–12:59

SC – Cory Boyd 2 run (Succop kick), 1Q–2:09

SC – Pavlovic 1 pass from Mitchell (kick failed), 2Q–10:47

UH – Hafner 4 pass from Kolb (Bell kick), 2Q–6:12

SC – Rice 19 pass from Mitchell (Succop kick), 2Q–2:53

UH – Battle 42 run (Bell kick), 2Q–2:09

SC – Boyd 9 run (Succop kick), 2Q–0:42

UH – Marshall 77 pass from Kolb (Bell kick), 2Q–0:11

SC – Succop 45 FG, 3Q–9:55

SC – McKinley 43 pass from Mitchell (Succop kick), 4Q–12:15

SC – McKinley 43 pass from Mitchell (Succop kick), 4Q–7:39

UH – Battle 3 run (Anthony Alridge run), 4Q–5:42

	SC	UH
First Downs	25	27
Rushes-Yards	41-189	33-135
Comp.-Att.-Int.	19-29-1	27-40-1
Passing Yards	323	392
Total Offense	512	527
Punts-Average	2-45.0	3-42.3
Fumbles-Lost	1-0	2-1
Third Down Conv.	6-12	7-13
Penalties-Yards	9-93	4-40
Time of Possession	33:19	26:41

Rushing – SC: Boyd 18-94, Davis 14-72, Mitchell 8-22, Whiteside 1-1; **UH:** Battle 11-85, Alridge 10-55, Pope 3-27, Otis 1-0, Kolb 7-(-5).

Passing – SC: Mitchell 19-29-1-323; **UH:** Kolb 26-39-1-386, Alridge 1-1-0-6.

Receiving – SC: Rice 8-139, Boyd 4-45, McKinley 3-112, Stafford 2-19, Newton 1-7, Pavlovic 1-1; **UH:** Marshall 9-201, Avery 7-72, Ealy 3-48, McDaniel 3-0, Harvey 2-33, Hafner 2-14, Alridge 1-24.

Attendance: 56,103

2007 TEXAS BOWL

TCU 20, Houston 13

Dec. 28, 2007 • Reliant Stadium • Houston

The Cougars had a late rally come up short and dropped a 20-13 decision to TCU in the 2007 Texas Bowl at Reliant Stadium.

Houston pulled within seven after a 32-yard field goal from T.J. Lawrence with 1:57 left in the game. TCU (8-5) won its eighth-straight game over Houston, dating back to 1993.

The Cougars got the ball back with 1:32 left after a three-and-out stand by the defense and started from their own two-yard line.

Case Keenum engineered a seven-play 79-yard drive that had the Cougars at the TCU 19-yard line with 14 seconds remaining. UH had three shots at the end zone but came up short on all three.

Donnie Avery made four catches for 60 yards in the march down the field. He finished with 10 catches for 120 yards.

Keenum threw a fade into the end zone that was just over the finger tips of Jeron Harvey and couldn't connect on a jump ball to L.J. Castile. On the game's final play, Keenum was flushed out of the pocket and hit as he threw by TCU's Chase Ortiz and the ball ended up in the dirt, handing the Cougars their eighth-straight bowl defeat.

Keenum finished 23-of-38 for a career best and Texas Bowl record 335 yards and a touchdown. He was sacked five times on the night. He also set bowl records for completions (23), attempts (38) and longest touchdown pass (67 yards).

Rocky Schwartz led all players with a Texas Bowl record 16 tackles including 15 solo stops. Leading 10-7 at halftime, the Cougars struggled offensively in the third quarter tallying 19 yards and one first down.

TCU tied things up at 10 after Chris Manfredini hit a 29-yard field goal with 4:56 left in the third quarter.

The Horned Frogs added 10 more points in the fourth quarter after a seven-yard run by Justin Watts with 14:28 left and a 36-yard field goal from Manfredini with 7:28 left in the game.

The Cougars opened up the scoring in the game late in the first quarter after Keenum connected with Andre Kohn on a 67-yard touchdown strike. The play capped a two-play drive that took just 57 seconds. It was the longest play from scrimmage in Texas Bowl history.

TCU tied things up with 10:24 left in the half after Andy Dalton called an 11-play 75-yard drive with a three-yard touchdown scamper. Dalton, the Texas Bowl MVP, finished 20-for-30 for 249 yards and an interception. He also added 14 yards rushing and was sacked twice.

Houston took a 10-7 lead on the heels of a 36-yard field goal by Lawrence with 10 seconds left in the first half.

Anthony Alridge was held to a season-low 29 yards rushing and four-yards receiving. Overall, UH was held to 32 yards rushing and no touchdowns.

Brian Bonner and Jason Phillips tallied 10 tackles apiece to lead the TCU defense. Phillips also added two tackles for a loss and a sack.

Chase Turner set three Texas Bowl punting records including the longest punt in bowl history (65 yards), highest gross punting average (50.2) and most punts (6).

GAME STATISTICS

TCU	0	7	3	10	20
Houston	7	3	0	3	13

UH – Kohn 67 pass from Keenum (Lawrence kick), 1Q – 0:08

TCU – Dalton 3 run (Manfredini kick), 2Q – 10:24

UH – Lawrence 39 field goal, 2Q – 0:10

TCU – Manfredini 29 field goal, 3Q – 6:30

TCU – Watts 7 run (Manfredini kick), 4Q – 14:28

TCU – Manfredini 36 field goal, 4Q – 7:28

UH – Lawrence 32 field goal, 4Q – 1:57

	TCU	UH
First Downs	19	20
Rushes-Yards	39-116	30-32
Comp.-Att.-Int.	21-30-1	23-38-0
Passing Yards	249	335
Total Offense	365	367
Punts-Average	7-37.6	6-50.2
Fumbles-Lost	0-0	0-0
Third Down Conv.	5-15	4-15
Penalties-Yards	11-85	6-73
Time of Possession	31:32	21:28

Rushing – TCU: Watts 12-46, Christian 12-42, Dalton 11-17, Turner 3-10, Dickerson 1-1; **UH:** Alridge 15-29, Kohn 1-5, Ganaway 1-0, Keenum 13-(-2).

Passing – TCU: Dalton 21-30-1-249; **UH:** Keenum 23-38-0-335.

Receiving – TCU: Dickerson 3-57, Bryant 3-56, Reagan 3-35, Christian 3-30, Kerley 3-15, Johnson 2-17, Young 1-15, Turner 1-12, Frosch 1-9, Watts 1-3; **UH:** Avery 10-120, McDaniel 5-55, Harvey 4-64, Kohn 1-67, Gilbert 1-16, Castile 1-9, Alridge 1-4.

Attendance – 62,097

2017 SEASON

COACHING STAFF

THE COUGARS

SEASON REVIEW

HISTORY & RECORDS



BOWL HISTORY

2017 SEASON

COACHING STAFF

THE COUGARS

SEASON REVIEW

HISTORY & RECORDS

2008 BELL HELICOPTER ARMED FORCES BOWL

Houston 34, Air Force 28

Dec. 31, 2008 • Amon G. Carter Stadium • Fort Worth, Texas

Freshman running back Bryce Beall rushed for 135 yards and a touchdown and added 92 receiving yards to help lead the University of Houston football team to a 34-28 win over Air Force during the Bell Helicopter Armed Forces Bowl at Amon G. Carter Stadium.

Beall, who accounted for 229 yards of all-purpose yards, finished the season with 1,247 rushing yards, becoming the first freshman in school history to reach that milestone.

With the win, the Cougars finished the season with an 8-5 record and won their first bowl game since a 35-0 decision over Navy during the 1980 Garden State Bowl in East Rutherford, N.J., on Dec. 22, 1980. The win snapped an eight-game losing skid in bowl games.

Sophomore quarterback Case Keenum threw for 252 yards and a touchdown on 22-of-33 passing but saw his school-record streak of consecutive 300-yard passing games snapped at 13 straight games dating back to last season.

The game started on a positive note for the Cougars when Roisean Haynes forced a fumble on the opening kickoff and junior Brandon Brinkley jumped on the loose ball to set up the offense on the Air Force 25.

Four plays later, Beall plunged into the end zone from one yard out to hand the Cougars an early 7-0 lead.

Air Force wasted little time in knotting the game at 7-7. Taking over on their 23-yard line, the Falcons marched 77 yards in little less than two minutes with six straight rushing plays and tied the game on Jared Tew's 2-yard touchdown run.

On the ensuing kickoff, the Cougars embarked on an eight-play, 65-yard drive that was capped by Keenum's 1-yard sneak into the end zone.

Later in the period, freshman linebacker Marcus McGraw stripped Asher Clark of the ball at the Air Force 24 and senior defensive end Phillip Hunt pounced on the loose ball and returned it to the Air Force 14. However, the Falcon defense stiffened and freshman kicker Jordan Mannisto's nailed a 22-yard field goal with four seconds remaining in the period.

On its ensuing possession, Air Force marched 76 yards in 12 plays and pulled to within a field goal at 17-14 on Tim Jefferson's 5-yard touchdown run at the 9:52 mark of the second quarter.

After a Cougar punt, a missed 28-yard field goal by Air Force and another UH punt, Air Force tied the game at 17-17 when Ryan Harrison booted a 44-yard field with 2:28 left in the first half.

Air Force looked ready to grab its first lead of the game when a Cougar fumble on the ensuing kickoff put the Falcons at the UH 29-yard line with 2:21 remaining. But the UH defense stiffened and pushed AFA back nine yards then Harrison missed from 55 yards out.

The two teams traded scoring possessions in the third quarter. UH took the opening kickoff and marched 69 yards on a seven-play drive that was capped on Keenum's 4-yard touchdown run with 12:28 remaining in the period for a 24-17 lead.

Air Force took over on the next possession on an 18-play drive that consumed 51 yards and took more than eight-and-a-half minutes off the clock. However the Cougar defense limited the Falcons to Harrison's 37-yard field goal with 3:46 left in the period to maintain a 24-20 advantage.

Houston looked to take control of the game, extending their lead, 31-20 on 20-yard field goal attempt by Mannisto and a punt by the Falcons on their next possession.

Five plays later, Keenum's pass to senior tight end Mark Hafner was intercepted and returned 19 yards by Aaron Kirchoff. The Falcons would pull within three after the interception on a 3-yard rushing touchdown by Tim Jefferson.

The Cougars capped the game with a 37-yard field goal from Mannisto with 3:24 left on the clock.

GAME STATISTICS

Houston	17	0	7	10	34
Air Force	7	10	3	8	28

UH – Beall 1 run (Mannisto kick), 1Q–13:27

AFA – Tew 2 run (Harrison kick), 1Q–11:28

UH – Keenum 1 run (Mannisto kick), 1Q–8:10

UH – Mannisto 22 FG, 1Q–0:04

AFA – Jefferson 5 run (Harrison kick), 2Q–9:52

AFA – Harrison 44 FG, 2Q–2:28

UH – Keenum 4 run (Mannisto kick), 3Q–12:28

AFA – Harrison 37 FG, 3Q–3:51

UH – Kohn 13 pass from Keenum (Mannisto kick), 4Q–10:58

AFA – Tew 2 run (Jefferson rush), 4Q–6:06

UH – Mannisto 37 FG, 4Q–3:24

	UH	AFA
First Downs	20	21
Rushes-Yards	32-163	67-243
Comp.-Att.-Int.	22-33-1	8-18-0
Passing Yards	252	109
Total Offense	415	352
Punts-Average	4-44.2	3-43.7
Fumbles-Lost	2-2	2-2
Third Down Conv.	7-13	11-22
Penalties-Yards	4-25	3-11
Time of Possession	21:53	38:07

Rushing – UH: Beall 22-135, Carrier 3-26, Kohn 3-7, Team 1-(-1), Keenum 3-(-4); **AFA:** Tew 27-149, Clark 16-57, Jefferson 14-14, Lumpkin 6-12, Armstrong 1-10, Southworth 1-8, Halderman 2-(-7).

Passing – UH: Keenum 22-33-1-252; **AFA:** Jefferson 7-14-0-98, Smith 1-4-0-11.

Receiving – UH: Carrier 5-49, Rodriguez 5-19, Beall 4-92, Kohn 3-32, Smith 2-25, Castile 2-20, Hafner 1-15;

AFA: Armstrong 2-60, Cousins 2-12, Madsen 1-14, Paffett 1-11, Halderman 1-10, Dekker 1-2.

Attendance: 41,127

2009 BELL HELICOPTER ARMED FORCES BOWL

Air Force 47, Houston 20

Dec. 31, 2009 • Amon G. Carter Stadium • Fort Worth, Texas

Asher Clark and Jared Tew each ran for more than 100 yards with two touchdowns and Air Force's top-ranked pass defense had six interceptions against Case Keenum, leading the Falcons to a 47-20 victory over Houston in the Armed Forces Bowl.

Air Force's plan to limit Keenum and the nation's most explosive offense worked almost flawlessly. The Falcons ran for 402 yards to go with Tim Jefferson's effective passing (10 of 14 for 161 yards), holding the ball for 41 minutes and then coming up with the big defensive plays.

Anthony Wright had three interceptions, and Chris Thomas had two picks to go with his 12 tackles.

Keenum, who leads the nation in yards passing, was 24 of 41 with a season-low 222 yards and a touchdown for the Cougars (10-4). The six picks were a career high. In his other 13 games this season, he had only nine interceptions while throwing for 5,449 yards and 43 touchdowns.

After Air Force went ahead on Clark's 36-yard TD to cap the opening drive of the game, Keenum's first pass attempt deflected off his falling receiver and was intercepted by Wright. That set up Tew's 6-yard TD run for a 14-0 lead.

Tew finished with 26 carries for 173 yards. He had a 71-yard TD with 3:32 left in the game after Keenum tossed his fifth interception.

Clark had 17 carries for 129 yards for the Falcons, who had lost in the Armed Forces Bowl the past two seasons, including 34-28 to Houston a year ago. Air Force had lost three postseason games since winning in the 2000 Silicon Valley Bowl.

Houston's bowl win last year capped coach Kevin Sumlin's debut season and snapped an eight-game postseason losing streak that had spanned 28 years.

After Houston was held without a touchdown before halftime, Tyron Carrier returned the opening kickoff of the second half 79 yards for his fourth TD this season. He took the ball near the left sideline, then ran to the middle of the field before shooting through a gap and running untouched to get the Cougars within 24-13.

Air Force immediately responded with its first kickoff return for a touchdown since 1985. Jonathan Warzeka fielded the ball and stepped back into the end zone before running 100 yards. Five Houston players got their hands on him, but couldn't get him down.

According to STATS LLC, which has such data only since 1996, it was only the sixth game in that span involving FBS teams when there were kickoff returns for touchdowns on consecutive plays. None of them had been in a bowl game.

After the kickoff returns, Keenum threw a 10-yard TD to Patrick Edwards to make it 31-20, but that was all the Cougars got.

That gave Keenum a TD pass in 30 consecutive games, but this was the first time in that streak that he had more picks than scores.

The Cougars entered the Fort Worth Bowl leading the nation in total yards (581) while averaging 44 points. They managed only 331 total yards against the Falcons.

Air Force had allowed only 149 yards passing a game this season, even after giving up 377 in its regular-season finale at BYU.

Clark's 22-yard TD midway through the second quarter, when he took a pitch to the right and ran untouched to the end zone, made it 21-3. The only pass on that 11-play drive was a 13-yard completion by Jefferson, who by then was 5 of 5 for 71 yards, 10 more than Keenum.

When Jefferson slipped down trying to run on third-and-goal from the 2 with 17 seconds and no timeouts left just before halftime, he quickly got the offense off the field and the kicking team got out in time for Erik Soderberg's 27-yard field goal that made it 24-6.

GAME STATISTICS

Houston	0	6	14	0	20
Air Force	14	10	10	13	47

AFA – Clark 36 run (Soderberg kick), 1Q – 12:38

AFA – Tew 6 run (Soderberg kick), 1Q – 8:52

UH – Hogan 33 field goal, 2Q – 14:51

AFA – Clark 22 run (Soderberg kick), 2Q – 8:55

UH – Hogan 33 field goal, 2Q – 1:21

AFA – Soderberg 27 field goal, 2Q – 0:00

UH – Carrier 79 kickoff return, 3Q – 14:47

AFA – Warzeka 100 kickoff return, 3Q – 14:31

UH – Edwards 10 pass from Keenum (Hogan kick), 3Q – 12:46

AFA – Soderberg 27 field goal, 3Q – 7:27

AFA – Jefferson 1 run (Soderberg kick), 4Q – 14:05

AFA – Tew 71 run (Soderberg kick failed), 4Q – 3:32

	UH	AFA
First Downs	18	27
Rushes-Yards	20-109	72-402
Comp.-Att.-Int.	24-41-6	10-14-0
Passing Yards	222	161
Total Offense	331	563
Punts-Average	2-45.5	2-42.5
Fumbles-Lost	0-0	1-1
Third Down Conv.	4-10	10-19
Penalties-Yards	6-45	5-50
Time of Possession	18:57	41:03

Rushing – UH: Sims 14-66, Keenum 4-26, Carrier 1-16, Beall 1-1.

AFA: Tew 26-173, Clark 17-129, Jefferson 16-37, Warzeka 6-35, Walker 2-12, Southworth 2-10, Davis 1-6, Getz 1-2, Hunter 1-(-2).

Passing – UH: Keenum 24-41-6-222;

AFA: Jefferson 10-14-0-161.

Receiving – UH: Sims 6-57, Carrier 5-31, Edwards 4-36, Cleveland 3-32, K. Johnson 2-36, Castile 2-7, Rodriguez 1-14, Beall 1-9. **AFA:** Fogler 4-89, Warzeka 3-45, Getz 1-13, Clark 1-8, Tew 1-6.

Attendance: 41,414



BOWL HISTORY

2012 TICKET CITY BOWL #20/17 Houston 30, #24/23 Penn State 14 Jan. 1, 2012 • Cotton Bowl • Dallas

Case Keenum finished his record-setting career with another performance for the history books.

The sixth-year senior threw for 532 yards and three touchdowns, leading No. 20 Houston to 30-14 victory against No. 24 Penn State in the TicketCity Bowl.

The Cougars (13-1) finished with a school record for victories and made Tony Levine a winner in his debut as Houston coach. Levine took over when Kevin Sumlin left to take the Texas A&M job after the regular season.

Keenum came into the game as the NCAA's career leader in yards passing and touchdowns passes, then set a bowl record with 227 yards passing in the first quarter.

"I'm biased, obviously. I'd put him right at the top," Levine said when asked where Keenum ranks among the best college quarterbacks of all time. "You don't win 13 games by accident and I don't think you don't break the records he broke by accident, either."

Keenum wasn't concerned with his place. He leaves Houston as the school career leader with 37 wins, and that's what he chose to focus on.

"As far as rankings and all that goes, I'm concerned with our team ranking and how we end up," Keenum said. "Thirteen and one, I hope we end up in the top 15 in the country."

"I thought the guys came out and they played hard. It's been a difficult year for them," Penn State interim coach Tom Bradley said. "It just didn't go our way."

The Nittany Lions (9-4) were picked apart by Keenum. Penn State was allowing 162 yards passing per game, but Keenum threw for more than double that by halftime.

The Cougars raced out to a 17-0 lead in the first quarter behind Keenum's record-setting period. According to TicketCity officials, Louisville's Browning Nagle had the old mark with 223 yards against Alabama in the first quarter of the 1991 Fiesta Bowl.

Keenum worked the spread offense to perfection, with five different Cougars catching at least five balls. Patrick Edwards, one of the country's leading receivers, had 228 yards and two scores in the last game of his collegiate career. Justin Johnson had 12 catches for 148 yards.

Keenum is the ninth player in bowl history to pass for at least 500 yards. He thought he could have done better.

"We left a lot out there," Keenum said. "There were a lot of throws I missed." Houston came into the game determined to end the season on a high note having its BCS Bowl hopes dashed on Dec. 3. The undefeated Cougars fell to Southern Miss in the Conference USA championship game, costing UH a shot at the school's first BCS bid.

"That was the fluke," Levine said of the lone loss, "and not the 12 wins leading up to it." Penn State quarterback Rob Bolden finished 7 of 26 passing for 137 yards, with three interceptions. Houston wanted Bolden, the backup quarterback all season, to air it out as much as possible.

"We know they were going to try to run the ball," Cougars linebacker Marcus McGraw said. "We just wanted to get them in second and long, third and long, and wanted them to pass the ball knowing they had a second-string quarterback."

GAME STATISTICS

Houston	17	7	3	3	30
Penn State	0	7	7	0	14

UH – Edwards 40 pass from Keenum (Hogan kick), 1Q–13:08
UH – Hogan 35 field goal, 1Q–9:12
UH – J. Johnson 8 pass from Keenum (Hogan kick), 1Q–2:35
PSU – Green 6 run (Fera kick), 2Q–5:57
UH – Edwards 75 pass from Keenum (Hogan kick), 2Q–1:43
UH – Hogan 38 field goal, 3Q–4:21
PSU – Brown 69 pass from Bolden (Fera kick), 3Q–2:38
UH – Hogan 22 field goal, 4Q–14:52

	UH	PSU
First Downs	25	14
Rushes-Yards	16-68	44-169
Comp.-Att.-Int.	45-69-0	7-27-3
Passing Yards	532	137
Total Offense	600	306
Punts-Average	6-42.5	9-41.6
Fumbles-Lost	0-0	2-0
Third Down Conv.	6-17	6-18
Penalties-Yards	6-55	6-55
Time of Possession	27:49	32:11

Rushing – UH: Sims 6-39, Hayes 2-20, Keenum 7-10, Team 1-(-1); PSU: Green 15-63, Redd 14-53, Belton 6-38, Bolden 6-16, D. Smith 2-0, Team 1-(-1).
Passing – UH: Keenum 45-69-0-632; PSU: Bolden 7-26-3-137, Belton 0-1-0-0.
Receiving – UH: J. Johnson 12-148, Edwards 10-228, Carrier 9-44, R. Williams 6-58, Sims 5-30, E.J. Smith 2-13, Hayes 1-11; PSU: D. Smith 2-49, S. Green 2-6, J. Brown 1-69, Haplea 1-12, Suhey 1-1.

Attendance: 46,817

2014 BBVA COMPASS BOWL Vanderbilt 41, Houston 24 Jan. 4, 2014 • Legion Field • Birmingham, Ala.

Houston lost the bowl game but found a new wide receiver to watch.

Markeith Ambles had a touchdown catch as Houston rallied to pull even after trailing by 24 points, but the Cougars couldn't keep pace and Vanderbilt controlled the fourth quarter for a 41-24 victory in the BBVA Compass Bowl.

Ambles, a former top high school recruit who began his career at Southern California, had six catches for 105 yards, including a 6-yard touchdown catch.

Houston coach Tony Levine said he anticipated Ambles' breakout game after the junior had only 11 catches in nine regular-season games. He joined the program late in preseason practice and made his debut the third week of the season.

Houston gained only 22 yards and had one first down in the first half but tied the game with 24 points in the third quarter. Kenneth Farrow had a 6-yard scoring run and John O'Korn threw scoring passes to and Deontay Greenberry and Ambles.

O'Korn completed 16 of 31 passes for 220 yards and two touchdowns with two interceptions. Daniel Spencer had three carries for 69 yards.

Vanderbilt's Patton Robinette threw two 50-yard touchdown passes to Jordan Matthews. Robinette, starting after senior Austyn Carta-Samuels had season-ending surgery to repair a torn ACL in his left knee, also had an 8-yard scoring run as Vanderbilt built a 24-0 lead in the first half.

After Houston's big third quarter, Vanderbilt reclaimed the lead on Brian Kimbrow's 21-yard touchdown run. It was the start of 17 fourth-quarter points for the Commodores.

Vanderbilt closed the season with five straight wins, adding to Franklin's status as a possible candidate for coaching vacancies, including at Penn State and with the NFL Browns and Redskins. The Commodores played in three straight bowl games under Franklin - a first for the program - and completed their first back-to-back nine-win seasons.

Franklin talked after the game about Vanderbilt's returning players. He left the interview room without replying when asked if he would be back.

No Houston defender was near Matthews on his second 50-yard scoring catch in the second quarter. It capped a dominant first half for the Commodores.

Levine said he told his players at halftime they could make up the 24-point deficit quickly. A lost fumble by Robinette set up Farrow's 6-yard touchdown run to start Houston's third-quarter comeback.

Houston built on the momentum. Spencer's 62-yard run set up O'Korn's 6-yard touchdown pass to Ambles. O'Korn's 58-yard pass to Ambles set up a 30-yard field goal by Kyle Bullard. O'Korn's 67-yard touchdown pass to Greenberry tied the game.

Matthews, a senior who set Southeastern Conference records for career catches and yards receiving, had five catches for 143 yards and two touchdowns and was named the game's MVP.

Robinette completed only one pass to another receiver - for 11 yards to Jonathan Krause. Robinette completed 6 of 17 passes for 154 yards with two touchdowns and an interception. Seymour had 14 carries for 46 yards.

Matthews took advantage of a lead block by Krause to make his first touchdown catch. A forced fumble by linebacker Chase Garnham set up the Commodores' second touchdown. After Houston's O'Korn threw a pass to Greg Ward Jr., a big hit by Garnham forced the fumbled recovered by Andrew Williamson at the Houston 16. Robinette, making his third career start, scored on an 8-yard keeper on fourth down.

GAME STATISTICS

Vanderbilt	14	10	0	17	41
Houston	0	0	24	0	24

VU – Matthews 50 pass from Robinette (Spear kick), 1Q–9:57
VU – Robinette 8 run (Spear kick), 1Q–1:33
VU – Spear 24 field goal, 2Q–10:27
VU – Matthews 50 pass from Robinette (Spear kick), 2Q–7:09
UH – K. Farrow 6 run (Bullard kick), 3Q–10:12
UH – M. Ambles 6 pass from J. O'Korn (Bullard kick), 3Q–6:25
UH – K. Bullard 30 field goal, 3Q–3:19
UH – D. Greenberry 67 pass from J. O'Korn (K. Bullard kick), 3Q–0:19
VU – Kimbrow 21 run (Spear kick), 4Q–9:28
VU – Spear 35 field goal, 4Q–6:17
VU – Seymour 2 run (Spear kick), 4Q–1:42

	VU	UH
First Downs	14	12
Rushes-Yards	52-211	27-146
Comp.-Att.-Int.	6-19-2	21-49-2
Passing Yards	184	238
Total Offense	365	384
Punts-Average	10-42.6	10-41.8
Fumbles-Lost	3-1	2-1
Third Down Conv.	2-16	1-17
Penalties-Yards	2-10	8-72
Time of Possession	35:41	24:19

Rushing – UH: Spencer 3-69, O'Korn 7-38, Farrow 8-28, Brooks 2-8, R. Jackson 2-6, Ward Jr. 5-(-3); VU: Seymour 20-89, Kimbrow 13-75, Robinette 15-37, Matthews 1-8, Tate 3-2.
Passing – UH: O'Korn 20-47-2-228, Ward Jr. 1-2-0-10; VU: Robinette 6-19-2-154.
Receiving – UH: Ambles 6-105, Greenberry 6-96, Jackson 2-26, Ayers 2-14, Spencer 2-4, Ward Jr. 1-(-2), Harper 1-(-2), McDuffey 1-(-3); VU: Matthews 5-143, Krause 1-11.

Attendance: 42,717

2017 SEASON

COACHING STAFF

THE COUGARS

SEASON REVIEW

HISTORY & RECORDS



BOWL HISTORY

2017 SEASON

COACHING STAFF

THE COUGARS

SEASON REVIEW

HISTORY & RECORDS

2015 LOCKHEED MARTIN ARMED FORCES BOWL

Houston 35, Pittsburgh 34

Jan. 2, 2015 • Amon G. Carter Stadium • Fort Worth, Texas

Houston quarterback Greg Ward had just thrown his third touchdown in a flurried comeback that included two recovered onside kicks in a row to get the Cougars within a point in the Armed Forces Bowl.

Interim coach David Gibbs never had a second thought on what to do with less than a minute left in the game.

"We decided to go for two at the end because we had the momentum," Gibbs said.

Deontay Greenberry, already with two TD catches in that final 3:41, made a leaping catch in the back of the end zone for the two-point conversion and the Cougars beat Pittsburgh 35-34 on Friday with an improbable comeback - the largest in an FBS game this season, and largest ever in a bowl game that didn't go into overtime.

Pitt (6-7) led 31-6 when ACC offensive player of the year James Conner had his second touchdown run with 14 minutes left in the game. The Panthers were still up 34-13 after Chris Blewitt's 29-yard field goal with 6:14 left before Houston's big finish.

Ward had an 8-yard TD pass to Greenberry before the Cougars recovered their first onside kick. That led to a 29-yard catch by Demarcus Ayers on a fourth-and-13 play with 1:58 left, and Houston tried another onside kick.

While the second one didn't go 10 yards on the rain-slickened field, the ball was touched by the same Pitt defender who couldn't handle the first one before Houston running back Kenneth Farrow jumped on it at the Cougars 43. Greenberry started the drive with a 38-yard catch, then on third-and-16 had a 25-yard TD with 59 seconds left.

Ward, the former Cougars receiver, had 237 of his 274 yards passing in the fourth quarter and also ran for 92 yards.

Farrow ran 22 times for 103 yards and two touchdowns for the Cougars, who have split their four appearances in the 12-year history of the Armed Forces Bowl.

Conner's 1-yard TD run a minute into the second quarter capped a 15-play, 92-yard drive, and Pitt led until the final minute of the game. The Cougars had a missed extra point after Farrow's 2-yard TD in the second quarter when Kyle Bullard slipped while kicking.

Voytik threw was 18-of-35 passing for 222 yards and an impressive 16-yard TD catch by tight end J.P. Holtz between two defenders in the front corner of the end zone. But Voytik had six consecutive incompletions on a final desperate drive when only a pass interference penalty got Pitt a first down.

Boyd had nine catches for 112 yards, his 11th career 100-yard receiving game and moving from seventh to fourth on Pitt's career reception mark with 163, two more than Larry Fitzgerald.

GAME STATISTICS

Houston	0	6	0	29	35
Pittsburgh	0	17	7	10	34

Pitt - Conne 1 run (Blewitt kick), 2Q-14:02

UH - Farrow 2 run (Bullard kick blocked), 2Q-5:40

Pitt - Bennett 12 run (Blewitt kick), 2Q-1:27

Pitt - Blewitt 52 field goal, 2Q-0:00

Pitt - Holtz 16 pass from Voytik (Blewitt kick), 3Q-5:10

Pitt - Conner 5 run (Blewitt kick), 4Q-13:58

UH - Farrow 8 run (Bullard kick), 4Q-10:43

Pitt - Blewitt 29 field goal, 4Q-6:14

UH - Greenberry 8 pass from Ward Jr. (Bullard kick), 4Q-3:41

UH - Ayers 29 pass from Ward Jr. (Bullard kick), 4Q-1:58

UH - Greenberry 25 pass from Ward Jr. (Greenberry pass from Ward Jr.), 4Q - 0:59

	UH	Pitt
First Downs	23	28
Rushes-Yards	40-212	41-227
Comp.-Att.-Int.	15-25-0	18-36-0
Passing Yards	274	222
Total Offense	486	449
Punts-Average	5-40.8	2-43.5
Fumbles-Lost	0-0	0-0
Third Down Conv.	6-13	6-13
Penalties-Yards	9-100	5-44
Time of Possession	26:17	33:43

Rushing - UH: Farrow 22-103, Ward Jr. 14-92, Jackson 2-13, Ayers 1-5, Team 1(-1); Pitt: Conner 21-90, Ibrahim 5-42, Voytik 6-40, James 5-33, Bennett 3-17, Galambos 1-5.

Passing - UH: Ward Jr. 15-24-0-274, Farrow 0-1-0-0; Pitt: Voytik 18-35-0-222, Team 0-1-0-0.

Receiving - UH: Greenberry 4-85, Ambles 3-68, Jackson 3-37, Farrow 2-42, Ayers 2-29, Dunbar 1-13; Pitt: Boyd 9-112, Weatherspoon 3-46, Holtz 3-33, Ibrahim 2-22, Orndoff 1-9.

Attendance: 37,888

2015 CHICK-FI-A PEACH BOWL

#14/16 Houston 38, #9/8 Florida State 24

Dec. 31, 2015 • Georgia Dome • Atlanta

Greg Ward Jr. and the Houston Cougars showed they could thrive in a big-game atmosphere against a big-name opponent.

Ward ran for two touchdowns and threw for another, leading Houston Football past turnover-plagued Florida State 38-24 in the Chick-fil-A Peach Bowl on New Year's Eve.

Dalvin Cook was held to 33 yards rushing with a touchdown and a lost fumble. That left the Seminoles with five turnovers - half their total of 10 in 12 regular-season games.

Houston scored the most points allowed by Florida State this season.

The No. 9 Seminoles (10-3), who trailed 21-3 at halftime, tried to rally with two fourth-quarter touchdown passes by Sean Maguire.

Ward, the nation's only player to run for 1,000 yards and throw for 2,000 yards this season, threw for 238 yards and ran for 67 yards for No. 14 Houston (13-1).

Houston safety Trevon Stewart and cornerback William Jackson III each had two interceptions. Stewart also recovered a fumble.

Ward, the junior who started at wide receiver early last season before becoming a full-time quarterback, had touchdown runs of 7 and 6 yards. He left the game briefly after taking a hit in the third quarter, and was shaken up again with about 4 minutes remaining.

Ward returned to take the final snaps of the game, raising his arm in celebration before laying on his back, wallowing in the confetti which fell from the Georgia Dome roof. He was named offensive MVP of the game.

Houston backup quarterback Kyle Postma's 29-yard run set up Ryan Jackson's game-clinching 2-yard touchdown run with about 2 minutes left.

Ward completed 25 of 41 passes with one touchdown and one interception. Houston's only loss this season, to Connecticut, came when Ward was out with an injury. He kept the Florida State defense off-balance by leading the Cougars' fast-tempo, no-huddle attack.

Maguire's 65-yard scoring pass to Travis Rudolph cut Houston's lead to 24-17 early in the fourth quarter. Ward answered with a 17-yard touchdown pass to Chance Allen, who was left uncovered as Florida State sent a defensive back on a blitz. Maguire added a scoring pass to Jesus Wilson later in the final quarter.

Maguire was hurt in the first quarter when hit by Adams. Maguire couldn't put pressure on his left leg as he was supported by trainers before leaving the field on a cart.

When Maguire was out, backup J.J. Cosentino completed only 1 of 4 passes for 5 yards. Maguire returned midway through the second quarter with the ankle wrapped.

Maguire's last interception came with 25 seconds remaining. He completed 22 of 44 passes for 392 yards with two touchdowns and four interceptions.

The Cougars won 13 games for the second time in school history, following the 2011 season.

GAME STATISTICS

Houston	7	14	0	17	38
Florida State	3	0	7	14	24

UH - Ward Jr., 7 run (Cummings kick), 1Q - 5:17

FSU - Aguayo 20 field goal, 1Q - 0:37

UH - Allen 20 pass from Ayers (Cummings kick), 2Q - 6:11

UH - Ward Jr., 6 run, 2Q - 4:30

FSU - Cook 1 run (Aguayo kick), 3Q - 10:18

UH - Cummings 39 field goal, 4Q - 12:50

FSU - Rudolph 65 pass from Maguire (Aguayo kick), 4Q - 11:12

UH - Allen 17 pass from Ward Jr. (Cummings kick), 4Q - 6:08

FSU - Wilson 14 pass from Maguire (Aguayo kick), 4Q - 4:55

UH - Jackson 2 run (Cummings kick), 4Q - 1:59

	UH	SU
First Downs	27	17
Rushes-Yards	53-187	23-16
Comp.-Att.-Int.	28-46-1	23-48-4
Passing Yards	261	397
Total Offense	448	413
Punts-Average	7-41.6	6-51.5
Fumbles-Lost	0-0	1-1
Third Down Conv.	13-23	6-15
Penalties-Yards	4-30	6-66
Time of Possession	34:27	25:33

Rushing - UH: Ward Jr. 20-67, Jackson 16-54, Postma 3-37, Ayers 6-17, Farrow 3-9, Wilson 1-7, Team 1(-4); FSU: Cook 18-33, Wilson 1-5, Patrick 1(-1), Maguire 1(-9), Cosentino 2(-12).

Passing - UH: Ward Jr. 25-41-1-238, Ayers 1-2-0-20, Postma 2-2-0-3, Team 0-1-0-0; FSU: Maguire 22-44-4-392, Cosentino 1-4-0-5.

Receiving - UH: Ayers 9-82, Jackson 5-32, Allen 4-59, Dunbar 4-32, Wilson 2-31, Gage 2-8, Bonner 1-11, McCloskey 1-6; FSU: Wilson 8-68, Rudolph 7-201, Whitfield 4-56, Cook 2-26, Izzo 1-33, Stevenson 1-13.

Attendance: 71,007



BOWL HISTORY

2016 LAS VEGAS BOWL rv/rv San Diego State 34, rv/rv Houston 10 Dec. 17, 2016 • Sam Boyd Stadium • Las Vegas

Donnel Pumphrey broke the NCAA career rushing record Saturday in his college finale, running for 115 yards and a touchdown in San Diego State's 34-10 victory over Houston in the Las Vegas Bowl.

Pumphrey passed former Wisconsin star Ron Dayne's mark of 6,397 yards on a 15-yard run early in the fourth quarter, wrapping up his career with 6,405 yards.

Pumphrey's senior total of 2,133 yards rushing ranks in the top 10 for an FBS player.

Ron Smith returned an interception 54 yards for a touchdown, Curtis Anderson caught a 28-yard touchdown pass from Christian Chapman, Juwan Washington ran for a touchdown, and John Baron kicked two field goals for the Aztecs (11-3). They overcame a 10-0 first-quarter deficit against the Cougars (9-4) for their second consecutive bowl win.

Neither the victory nor Pumphrey's record-setting performance seemed likely after Houston's defense absolutely smothered the Aztecs in the first quarter. Led by freshman Ed Oliver, Houston had seven tackles for loss on San Diego State's first 16 plays. Pumphrey had minus-1 yard rushing on seven carries in the first quarter and the Aztecs didn't have a first down until the first play of the second quarter - on a penalty for running into the kicker.

But Pumphrey started to gash Houston on the perimeter, giving San Diego State the lead for good on a 32-yard touchdown run late in the third quarter, and the defense intercepted four of Houston quarterback Greg Ward Jr.'s passes in the second half.

"When you are leaving your defense out there too long that's what happens," Houston coach Major Applewhite said. "When you give a great back that many at-bats and that many opportunities, one is going to hit at some point and it did."

Ward threw for 229 yards and had a 2-yard touchdown run, tying Bryce Beall's school record of 39 rushing touchdowns.

Houston finished with 254 yards of total offense and just 25 yards rushing.

GAME STATISTICS

Houston	10	0	0	0	10
San Diego State	0	6	14	14	34

UH – Ty Cummings 31 FG, 1Q–6:38

UH – Greg Ward Jr 2 run (Cummings kick), 1Q–1:22

SDSU – John Baron 23 FG, 2Q–6:28

SDSU – Baron 28 FG, 2Q–1:29

SDSU – Donnel Pumphrey 32 run (Baron kick), 3Q–3:14

SDSU – Ron Smith 54 interception return (Baron kick), 3Q–0:56

SDSU – Curtis Anderson III 28 pass from Christian Chapman (Baron kick), 4Q–8:58

SDSU – Juwan Washington 7 run (Baron kick), 4Q–1:11

	UH	SDSU
First Downs	16	13
Rushes-Yards	41-25	37-127
Comp.-Att.-Int.	25-34-4	10-14-0
Passing Yards	229	128
Total Offense	254	255
Punts-Average	4-40.0	7-36.7
Fumbles-Lost	0-0	0-0
Third Down Conv.	7-17	2-12
Penalties-Yards	2-10	3-25
Time of Possession	32:12	27:48

Rushing – **UH**: Catalon 14-18, Wilson 4-6, Corbin 1-1, Ward Jr. 22-0. **SDSU**: Pumphrey 19-115, Penny 10-23, Washington 3-8, Agnew 1-1, Team 1-(-1), Chapman 3-(-19).

Passing – **UH**: Ward Jr. 25-34-4-229. **SDSU**: Chapman 10-14-0-128.

Receiving – **UH**: Wilson 5-52, Bonner 5-42, Johnson 4-31, Catalon 4-9, Corbin 3-51, Dunbar 2-23, McCloskey 2-21. **SDSU**: Wells 4-33, Anderson 1-28, Pumphrey 1-26, Bawden 1-20, Holder 1-12, Houston 1-5, Penny 1-4.

Attendance: 29,286

2017 SEASON

COACHING STAFF

THE COUGARS

SEASON REVIEW

HISTORY & RECORDS



YEAR-BY-YEAR HISTORY

2017 SEASON

COACHING STAFF

THE COUGARS

SEASON REVIEW

HISTORY & RECORDS

Year	Coach	Captain(s)	Overall				National Rank AP/UPI-Coaches	Conference				Finish
			W	L	T	Pct.		W	L	T	Pct.	
Lone Star Conference (12-20 • 4-13 LSC)												
1946	Jewell Wallace	Bill Cook, Tony Ditta	4	6	0	.400	-	1	4	0	.200	5th
1947	Jewell Wallace	Boyd Tingle, Evan Weaver	3	8	0	.273	-	0	6	0	.000	7th
1948	Clyde Lee	Cecil Towns, Jack Gwin	5	6	0	.454	-	3	3	0	.500	4th
Gulf Coast Conference (5-4-1 • 1-2-0 GSC)												
1949	Clyde Lee	Aubrey Baker, Cecil Towns	5	4	1	.550	-	1	2	0	.333	3rd
Independent (4-6)												
1950	Clyde Lee	Bill Moeller, Max Clark	4	6	0	.400	-	-	-	-	-	-
Missouri Valley Conference (49-37-3 • 23-10-1 MVC • 4 Championships • 1 Bowl Win • 1 Bowl)												
1951*	Clyde Lee	Gene Shannon, John O'Hara, Buck Miller	6	5	0	.545	-	2	2	0	.500	4th
1952	Clyde Lee	Howard Clapp, John Carroll, J.D. Kimmell	8	2	0	.800	NR/19	3	0	0	1.000	1st
1953	Clyde Lee	Buddy Gillioz, Paul Carr	4	4	1	.500	-	1	2	0	.333	3rd
1954	Clyde Lee	Jack Patterson, George Hynes	5	5	0	.500	-	3	1	0	.750	2nd
1955	Bill Meek	Jim Blackstone, Lavell Isbell	6	4	0	.600	-	2	2	0	.500	3rd
1956	Bill Meek	Don Flynn, Ken Wind	7	2	1	.750	-	4	0	0	1.000	1st
1957	Hal Lahar	Mike Michon, Bob Blevins	5	4	1	.550	-	3	0	1	.875	1st
1958	Hal Lahar	Hogan Wharton, Harold Lewis, Don Brown	5	4	0	.555	-	2	2	0	.500	3rd
1959	Hal Lahar	Claude King, Howard Evans	3	7	0	.300	-	3	1	0	.750	1st
Independent (100-62-7 • 3 Bowl Wins • 5 Bowls)												
1960	Hal Lahar	Wiley Feagin, Jim Kuehne, Jim Windham	6	4	0	.600	-	-	-	-	-	-
1961	Hal Lahar	Ken Bolin, Bill Brown, Joe Bob Isbell	5	4	1	.550	-	-	-	-	-	-
1962*	Bill Yeoman	Billy Roland, Bobby Brezina	7	4	0	.636	-	-	-	-	-	-
1963	Bill Yeoman	Clem Beard, Demaree Jones, Frank Brewer	2	8	0	.200	-	-	-	-	-	-
1964	Bill Yeoman	Horst Paul	2	6	1	.278	-	-	-	-	-	-
1965	Bill Yeoman	Cotton Guerrant	4	5	1	.450	-	-	-	-	-	-
1966	Bill Yeoman	Dick Post	8	2	0	.800	NR/17	-	-	-	-	-
1967	Bill Yeoman	Royce Berry	7	3	0	.700	NR/19	-	-	-	-	-
1968	Bill Yeoman	Jerry Gardner, Bill Cloud, Paul Gipson	6	2	2	.700	18/t-20	-	-	-	-	-
1969*	Bill Yeoman	Jim Strong, Jerry Drones	9	2	0	.818	12/16	-	-	-	-	-
1970	Bill Yeoman	Craig Robinson, Charlie Hall, Richard Harrington	8	3	0	.727	19/13	-	-	-	-	-
1971*	Bill Yeoman	Robert Newhouse, Gary Mullins, Frank Ditta	9	3	0	.750	17/14	-	-	-	-	-
1972	Bill Yeoman	Puddin' Jones, Randy Peacock, David Bourquin	6	4	1	.591	-	-	-	-	-	-
1973*	Bill Yeoman	Ken Baugh, D.C. Nobles, Deryl McGallion	11	1	0	.917	9/13	-	-	-	-	-
1974*	Bill Yeoman	Bubba Broussard, Robert Giblin, Mack Mitchell	8	3	1	.708	19/11	-	-	-	-	-
1975	Bill Yeoman	Paul Humphreys, Wilson Whitley	2	8	0	.200	-	-	-	-	-	-
Southwest Conference (115-108-4 • 79-70-4 SWC • 4 Championships • 3 Bowl Wins • 7 Bowls)												
1976*	Bill Yeoman	Paul Humphreys, Wilson Whitley, Val Belcher	10	2	0	.833	4/4	7	1	0	.875	t-1st
1977	Bill Yeoman	Danny Davis, Ramon Rosales, Kevin Rollwage, Vincent Greenwood	6	5	0	.545	-	4	4	0	.500	t-4th
1978*	Bill Yeoman	Danny Davis, David Hodge, Jim Wells	9	3	0	.750	10/11	7	1	0	.875	1st
1979*	Bill Yeoman	David Hodge, Delrick Brown, Jim Wells	11	1	0	.917	5/5	7	1	0	.875	t-1st
1980*	Bill Yeoman	Terry Elston, Steve Bradham	7	5	0	.583	-	5	3	0	.625	t-2nd
1981*	Bill Yeoman	Grady Turner	7	4	1	.625	-	5	2	1	.688	3rd
1982	Bill Yeoman	Maceo Fifer, Greg Harmon, Weedy Harris	5	5	1	.500	-	4	3	1	.563	4th
1983	Bill Yeoman	Eugene Lockhart, Duane Losack, Dwyane Love	4	7	0	.364	-	3	5	0	.375	7th
1984*	Bill Yeoman	Audrey McMillian, Ray Rogers, Bryant Winn	7	5	0	.583	-	6	2	0	.750	t-1st
1985	Bill Yeoman	Todd Schoppe, T.J. Turner	4	7	0	.364	-	3	5	0	.375	5th
1986	Bill Yeoman	Robby Brezina	1	10	0	.091	-	0	8	0	.000	9th
1987	Jack Pardee	Gary McGuire, Robert Jones, Tim Britton	4	6	1	.409	-	2	4	1	.357	7th
1988*	Jack Pardee	Jet Brown, William Gant, Johnny Jackson, Keith Jenkins	9	3	0	.750	18/NR	5	2	0	.714	2nd
1989	Jack Pardee	Kimble Anders, Joey Banes, Tyrone Jones, Alton Montgomery	9	2	0	.818	14/14	5	2	0	.714	2nd
1990	John Jenkins	Reggie Burnette, Manny Hazard, Jason Jessup, Chuck Weatherspoon	10	1	0	.909	10/12	7	1	0	.875	2nd
1991	John Jenkins	Roman Anderson, David Klingler, Glenn Cadrez	4	7	0	.364	-	3	5	0	.375	7th
1992	John Jenkins	Eric Blount, Freddie Gilbert, Chris Pezman, Jason Youngblood	4	7	0	.364	-	2	5	0	.286	t-6th
1993	Kim Helton	Ryan McCoy, Jimmy Klingler	1	9	1	.136	-	1	5	1	.214	t-7th
1994	Kim Helton	Clay Helton, Mike Meux, Billy Milner, Alfred Young	1	10	0	.091	-	1	6	0	.143	6th
1995	Kim Helton	Larkay James, Thomas McGaughey, Chad O'Shea, Gerome Williams	2	9	0	.182	-	2	5	0	.286	5th
Conference USA (103-103 • 68-57 C-USA • 3 Bowl Wins • 8 Bowls)												
1996*	Kim Helton	Gary Haynes, Antowain Smith, Charles West	7	5	0	.583	-	4	1	0	.800	t-1st
1997	Kim Helton	Keon Banks, Jay McGuire, Mike Parker	3	8	0	.273	-	2	4	0	.333	t-4th
1998	Kim Helton	Jason deGroot, Jerrian James, Micah Malone	3	8	0	.273	-	2	4	0	.333	t-5th
1999	Kim Helton	Ketric Sanford, Mike James, Jeff Medford	7	4	0	.636	-	3	3	0	.500	6th
2000	Dana Dimel	Jason McKinley, Mike Clark, Wayne Rogers, Josh Lovelady	3	8	0	.273	-	2	5	0	.286	7th
2001	Dana Dimel	Jabari Beauford, Jason Parker, Hamin Milligan, Orlando Iglesias, Clint deGroot	0	11	0	.000	-	0	7	0	.000	10th
2002	Dana Dimel	Ronnie Braxton, Rex Hadnot, Bryan Hill, Hanik Milligan, Joffrey Reynolds, Chris Robertson, Jesse Sowell	5	7	0	.417	-	3	5	0	.375	8th
2003*	Art Briles	Chosen prior to each game	7	6	0	.538	-	4	4	0	.500	t-4th
2004	Art Briles	Chosen prior to each game	3	8	0	.273	-	3	5	0	.375	t-6th
2005*	Art Briles	Chosen prior to each game	6	6	0	.500	-	4	4	0	.500	3rd/W
2006*	Art Briles	Chosen prior to each game	10	4	0	.714	-	7	1	0	.875	1st/(W)
2007	Art Briles	Chosen prior to each game	8	4	0	.667	-	6	2	0	.750	t-1st (W)
	Chris Thurmond	%	0	1	0	.000	-	0	0	0		
2008*	Kevin Sumlin	Kenneth Fontenette, Mark Hafner, Phillip Hunt, Case Keenum, SirVincent Rogers	8	5	0	.615	-	6	2	0	.750	3rd (W)
2009	Kevin Sumlin	Case Keenum, Matt Nicholson, Marcus McGraw, Carl Barnett	10	4	0	.714	-	6	2	0	.750	t-1st (W)
2010	Kevin Sumlin	Case Keenum, Matt Nicholson, Marcus McGraw, James Cleveland	5	7	0	.417	-	4	4	0	.500	3rd (W)
2011*	Kevin Sumlin	Patrick Edwards, Case Keenum, Marcus McGraw	12	1	0	.923	18/14	8	0	0	1.000	1st (W)
	Tony Levine	^	1	0	0	1.000	-	0	0	0	.000	
2012	Tony Levine	Jacolby Ashworth, Charles Sims, D.J. Hayden, Phillip Steward, Matt Hogan	5	7	0	.417	-	4	4	0	.500	t-3rd (W)
American Athletic Conference (38-15 • 22-10 American • 2 Bowl Wins • 4 Bowls)												
2013*	Tony Levine	Zach McMillian, Richie Leone, Kenneth Farrow, Derrick Mathews, Bryce Redman, Joey Mbu	8	5	0	.615	-	5	3	0	.625	4th
2014*	Tony Levine	Kenneth Farrow, Derrick Mathews, Joey Mbu, Bryce Redman, Daniel Spencer, Trevon Stewart	7	5	0	.615	-	5	3	0	.625	t-4th
	David Gibbs	#	1	0	0	1.000	-	0	0	0	.000	
2015	Tom Herman	Kenneth Farrow, Alex Cooper, Elandon Roberts, Adrian McDonald	13	1	0	.929	8/8	7	1	0	.875	1st
2016	Tom Herman	Greg Ward Jr., Brandon Wilson, Tyler McCloskey, Cameron Malveaux	9	3	0	.750	-	5	3	0	.625	t-3rd (W)
	Major Applewhite	^	0	1	0	.000	-	0	0	0	.000	
71 years	16 Coaches		426	356	15	.544		197	162	5	.548	

* Record includes bowl game. ^ Final national ranking according to Associated Press (A) and United Press International (1950-90) or CNN/USA Today Coaches' (1991 - present) polls. Where two numbers are listed, AP finish is indicated first
 % - Coached 2007 Texas Bowl & - Coached 2012 TicketCity Bowl # - Coached 2015 Lockheed Martin Armed Forces Bowl ^ - Coached 2016 Las Vegas Bowl



COACHING HISTORY

-----Overall-----								-----Conference-----							
Coach (Alma Mater)	Yrs.	Tenure	W	L	T	Pct.	Bowls	Bowl Wins	Titles	W	L	T	Pct.	League	
Jewell Wallace (TCU '34)	2	1946-47	7	14	0	.333	0	0	0	1	10	0	.091	Lone Star	
Clyde Lee (Centenary '32)	7	1948-54	37	32	2	.535	1	1	1	13	10	0	.565	LSC, GCC, MVC	
Bill Meek (Tennessee '43)	2	1955-56	13	6	1	.675	0	0	1	6	2	0	.750	MVC	
Harold Lahar (Oklahoma '41)	5	1957-61	24	23	2	.510	0	0	2	8	3	1	.708	MVC	
Bill Yeoman (Army '50)	25	1962-86	160	108	8	.597	11	6	4	51	35	2	.591	SWC	
Jack Pardee (Texas A&M '57)	3	1987-89	22	11	1	.662	1	0	0	12	8	1	.595	SWC	
John Jenkins (Arkansas '73)	3	1990-92	18	15	0	.545	0	0	0	12	11	0	.522	SWC	
Kim Helton (Florida '70)	7	1993-99	24	53	1	.314	1	0	1	15	28	1	.352	SWC, C-USA	
Dana Dimel (Kansas State '86)	3	2000-03	8	26	0	.235	0	0	0	5	17	0	.227	C-USA	
Art Briles (Texas Tech '79)	5	2003-07	34	28	0	.548	3	0	1	24	16	0	.600	C-USA	
Chris Thurmond (Tulsa '75)	0+	2007	0	1	0	.000	1	0	0	0	0	0	.000	C-USA	
Kevin Sumlin (Purdue '88)	3+	2008-11	35	17	0	.673	2	1	0	24	8	0	.750	C-USA	
Tony Levine (Minnesota '96)	2+	2011-14	21	17	0	.538	2	1	0	14	10	0	.583	C-USA, American	
David Gibbs (Colorado '90)	0+	2014	1	0	0	1.000	1	1	0	0	0	0	.000	American	
Tom Herman (Cal Lutheran '97)	1+	2014 -	13	1	0	.929	1	1	1	7	1	0	.875	American	
Major Applewhite (Texas '02)	0+	2016 -	0	1	0	.000	1	0	0	0	0	0	.000	American	
Totals	71	1946-2016	426	356	15	.544	25	11	11	197	162	5	.548		

ALL-TIME COACHING LEADERS

By Victories

Coach	Yrs.	Tenure	Record	Pct.
Bill Yeoman	25	1962-86	160-108-8	.597
Clyde Lee	7	1948-54	37-32-2	.535
Kevin Sumlin	3+	2008-11	35-17-0	.673
Art Briles	5	2003-07	34-28-0	.548
Harold Lahar	5	1957-61	24-23-2	.510
Kim Helton	7	1993-99	24-53-1	.314
Tom Herman	1+	2014-16	22-4-0	.846
Jack Pardee	3	1987-89	22-11-1	.662
Tony Levine	3	2011-14	21-17-0	.538
John Jenkins	3	1990-92	18-15-0	.545
Bill Meek	2	1955-56	13-6-1	.675
Dana Dimel	3	2000-03	8-26-0	.235
Jewell Wallace	2	1946-47	7-14-0	.333
David Gibbs	0+	2014-15	1-0-0	1.000
Major Applewhite	0+	2016 -	0-1-0	.000
Chris Thurmond	0+	2007	0-1-0	.000
Totals	71	1946-2016	426-356-15	.544

By Winning Percentage

Coach	Yrs.	Tenure	Record	Pct.
David Gibbs	0+	2014-15	1-0-0	1.000
Tom Herman	1+	2014-16	22-4-0	.846
Bill Meek	2	1955-56	13-6-1	.675
Kevin Sumlin	3+	2008-11	35-17-0	.673
Jack Pardee	3	1987-89	22-11-1	.662
Bill Yeoman	25	1962-86	160-108-8	.597
Art Briles	5	2003-07	34-28-0	.548
John Jenkins	3	1990-92	18-15-0	.545
Tony Levine	3	2011-14	21-17-0	.538
Clyde Lee	7	1948-54	37-32-2	.535
Harold Lahar	5	1957-61	24-23-2	.510
Jewell Wallace	2	1946-47	7-14-0	.333
Kim Helton	7	1993-99	24-53-1	.314
Dana Dimel	3	2000-03	8-26-0	.235
Major Applewhite	0+	2016 -	0-1-0	.000
Chris Thurmond	0+	2007	0-1-0	.000
Totals	71	1946-2016	426-356-15	.544

ALL-TIME COACHING LEADERS

By Conference Victories

Coach	Yrs.	Tenure	Record	Pct.
Bill Yeoman	11	1962-86	51-35-2	.591
Art Briles	5	2003-07	26-16-0	.619
Kevin Sumlin	3+	2008-11	24-8-0	.750
Kim Helton	7	1993-99	15-28-1	.352
Tony Levine	3	2011-14	14-10-0	.583
Clyde Lee	7	1948-54	13-10-0	.565
Tom Herman	1+	2014-16	12-4-0	.750
Jack Pardee	3	1987-89	12-8-1	.595
John Jenkins	3	1990-92	12-11-0	.522
Harold Lahar	3	1957-61	8-3-1	.708
Bill Meek	2	1955-56	6-2-0	.750
Dana Dimel	3	2000-03	5-17-0	.227
Jewell Wallace	2	1946-47	1-10-0	.091
Totals	55	1946-2016	197-162-5	.546

By Conference Winning Percentage

Coach	Yrs.	Tenure	Record	Pct.
Tom Herman	1+	2014-16	12-4-0	.750
Kevin Sumlin	3+	2008-11	24-8-0	.750
Bill Meek	2	1955-56	6-2-0	.750
Harold Lahar	3	1957-61	8-3-1	.708
Art Briles	5	2003-07	24-16-0	.600
Jack Pardee	3	1987-89	12-8-1	.595
Bill Yeoman	11	1962-86	51-35-2	.591
Tony Levine	3	2011-14	14-10-0	.583
Clyde Lee	7	1948-54	13-10-0	.565
John Jenkins	3	1990-92	12-11-0	.522
Kim Helton	7	1993-99	15-28-1	.352
Dana Dimel	3	2000-03	5-17-0	.227
Jewell Wallace	2	1946-47	1-10-0	.091
Totals	55	1946-2016	197-162-5	.546

2017 SEASON

COACHING STAFF

THE COUGARS

SEASON REVIEW

HISTORY & RECORDS



ASSISTANT COACHES

2017 SEASON

COACHING STAFF

THE COUGARS

SEASON REVIEW

HISTORY & RECORDS

Name (Alma Mater)	Years	Position
B.J. Anderson (Stephen F. Austin)	2009-11	Offensive Line
Major Applewhite (Texas '01)	2015-16	Offensive Coordinator/Quarterbacks
Dave Aranda (Cal Lutheran '01)	2003-04	Linebackers
Joe Arenas (Nebraska-Omaha '51)	1963-86	Wide Receivers
Theron Aych (Northern State '96)	2001-02	Tight Ends/Running Backs
Bobby Baldwin (Houston '58)	1965-73	Freshmen
Clancy Barone (CS Sacramento '86)	2000-02	Offensive Line/Offensive Coordinator (2002)
Gary Bartel (Texas Tech '75)	1994-98	Defensive Coordinator/Defensive Backs
Tom Boisture (Mississippi State '55)	1962-65	
Melvin Brown (Oklahoma '54)	1962-77	Offensive Backs
Jamie Bryant (Ohio Wesleyan '93)	2011	Linebackers
	2012	Defensive Coordinator/Linebackers
Dick Bumpas (Arkansas '71)	1999-02	Defensive Coordinator/DL/Assistant HC
Leon Burtnett (Southwestern College '65)	2008-10	
Travis Bush (Texas State '00)	2012-14	QB/RBs/Asst. HC/Co-OC/OC
Ron Calcajni (Arkansas '78)	1987-91	Inside Receivers
Neil Callaway (Alabama '78)	1993-96	Offensive Coord./Offensive Line/AsState HC
Jamie Christian (Central Washington '99)	2012-15	Special Teams/Inside Receivers/TEs
Randy Clements (Stephen F. Austin, '89)	2003-2007	OL (03-07), Co-OC (2007)
W. F. "Red" Conkright (Oklahoma '37)	1957-58	Line
Harden Cooper (Tulsa '47)	1950-54	Line
Larry Cover (Marshall '65)	1990	Defensive Coordinator
John Cudmore (Stetson '37)	1955-56	First Assistant
Clarence Daniel (Huron College '55)	1972-77	Defensive Backs
Bruce Davis (NW Oklahoma State '70)	1987-93	Linebackers
Phil Davis (Wyoming '81)	2000	Offensive Coordinator/QBs
Jimmy Dickey (Houston '56)	1964-65	
Tyrone Dixon (Indiana, Pa. '85)	1994-96, 1998-99	Receivers
Pat Donohoe (Wayne State '76)	1983-91	Special Teams/Linebackers
Jim Eddy (New Mexico State '59)	1987-89	Defensive Coordinator
Jim Elam (New Mexico Highlands '69)	1978-83	Defensive Ends
Glen Elarbee (Middle Tennessee State '02)	2013	Offensive Line
Bob Evans (Texas '39)	1949-54	Freshmen
Chuck Fairbanks (Michigan State '54)	1962-65	Offensive Coordinator
Tony Fitzpatrick (Miami (Fla.) '83)	1990-97, 2006-07	Spec. Teams Coord. (06-07)/DL
Tex Flanakin (Baylor '49)	1957-61	Defense
Marvin Franklin (Vanderbilt '39)	1955-56	Ends
Larry French (Colorado State '65)	1970-75	Linebackers
Frank Gansz, Jr. (The Citadel '85)	1993-97	Special Teams/Tight Ends
David Gibbs (Colorado '90)	2013-15	Defensive Coordinator/Interim Head Coach
Oscar Giles (Texas '91)	2003-04	Defensive Line
	2015-16	Asst HC/Defensive Line
Bobby Gill (Baylor '56)	1962-65	Line
Joe Gilbert (Hamilton College '87)	2008	Offensive Line
Ted Gilmore (Wyoming '91)	2000	Wide Receivers
Andrea Haley (Alabama A&M '89)	1997	Outside Linebackers
Carlton Hall (Vanderbilt '98)	2011-12	Defensive Line
Dan Hammerschmidt (Colorado State '87)	2014-15	Running Backs
Carl Hargrave (Upper Iowa '75)	1987-91	Wide Receivers
Vernon Hargreaves (Connecticut '86)	2013-15	Linebackers
Ron Harris (Cal Lutheran '80)	2003-05	Defensive Coordinator/DBs/DL
Clay Helton (Houston '94)	1997-99	Running Backs
Donnie Henderson (Utah State '80)	1998	Defensive Backs
Frank Hernandez (Kansas State '92)	2001-02	Cornerbacks
Lovette Hill (Centenary '31)	1949-61	
Swede Hill (Sam Houston State '39)	1957-63	Freshmen
Dana Holgorsen (Iowa Wesleyan '93)	2008-09	Offensive Coordinator/QBs
Kenny Houston (Prairie View A&M '67)	1990-91	Defensive Backs
Mike Hudson (East Texas State '68)	1979	Defensive Backs
Joe Hunt (Texas A&M '28)	1954	Defensive Backs
Ben Hurt (Middle Tennessee '57)	1965-71, 1984-86,	Defensive Line, LBs
	1987-93	Defensive Coordinator (1991)
Don Ivory (Arkansas-Pine Bluff '64)	1979-86	Defensive Line
Cornell Jackson (Sterling College '86)	2000-01	Linebackers
Jim Jeffcoat (Arizona State '90)	2008-10	Defensive Line
Tony Jeffery (Texas '07)	2014-15	Outside Receivers
John Jenkins (Arkansas '73)	1987-89	Offensive Coordinator
Clay Jennings (North Texas '96)	2005-06	Secondary
Tommy Kaiser (Houston '74)	1987-92	Special Teams/S-Backs
Kliff Kingsbury (Texas Tech '01)	2010-12	Co-Offensive Coordinator/QBs
Les Koening, Jr. (Texas '81)	1999	Offensive Coordinator/QBs
Jim LaRue (Duke '45)	1955-56	Backfield
Tony Levine (Minnesota '96)	2008-11	Special Teams Coordinator/TEs
	2009-11	Assistant Head Coach
Ricky Logo (N.C. State '92)	2012-15	Defensive Line
Dan Lounsbury (Arkansas '74)	1994-98	Offensive Coordinator/QBs
Rafe Mata (Houston '03)	2006-07	Inside Receivers
Pete McCulley (Louisiana Tech '56)	1960-61	Backfield
Bubba McDowell (Miami, Fla. '89)	2007	Safeties
Bubba McGallion (Houston '78)	1984-86	Offensive Backfield
Deryl McGallion (Houston '74)	1979-83	Linebackers
Thomas McCaughey (Houston '96)	2003-04	Special Teams Coordinator

Name (Alma Mater)	Years	Position
Clarence McKinney (Mary '94)	2008-11	Running Backs
Doug Meacham (Oklahoma State '87)	2013	Offensive Coordinator/QBs
Corby Meekins (Sam Houston State '90)	2015-16	Tight Ends
Drew Mehringer (Rice '10)	2015	Recruiting Coordinator/WR
Brandon Middleton (Houston '04)	2012-13	Outside Receivers
Philip Montgomery (Tarleton State '95)	2003-07	Backs (03-07), Co-OC (2007)
Gary Mullins (Houston '72)	1975-78	Linebackers
Craig Naivar (Hardin-Simmons '94)	2015-16	Associate HC/Co-DC/Safeties
Mike Nesbitt (New Mexico '96)	2012	Offensive Coordinator
Derrick Odum (Utah '93)	2003-04	Secondary
Chad O'Shea (Houston '94)	1997-99	WRs (97), Spec. Teams (98), TEs (99)
Todd Orlando (Wisconsin '94)	2015-16	Defensive Coordinator/Linebackers
Danny Palmer (So. Miss. '72)	1992-99	RBs (93-96), LBs (92, 97-99)
Alden Pasche (Rice '32)	1946-47	
Jack Patterson (Rice '39)	1946-47	
Ronny Peacock (Houston '72)	1974-83	Defensive Backs
Bradley Dale Peveto (SMU '87)	1999-2002	DBs, Ast. HC (00), Co-DC (01-02)
Jason Phillips (Houston '01)	2003-06	Wide Receivers, CBs (05)
	2008-09	Co-Offensive Coordinator/WRs
	2010-11	Offensive Coordinator/WRs
O. A. "Bum" Phillips (Stephen F. Austin '50)	1965-66	Defensive Coordinator
Kenith Pope (Oklahoma '76)	2015 -	Running Backs
Sharkey Price (Tennessee '48)	1955-56	Line
Travis Pride (Mesa State '92)	2000-02	RBs (00), WRs (01-02)
George Pugh (Alabama '76)	2007	Outside Receivers
Casto Ramsey (King College '41)	1957-59	Offensive Backfield
Elmer Redd (Prairie View A&M '50)	1970-86	Offensive Backfield
Jack Rhodes (Texas '39)	1948-49	Line
Charlie Rizzo (Auburn '67)	2006-07	Outside Linebackers
J. D. Roberts (Oklahoma '55)	1962-64	Line
Melvin Robertson (West Texas State '50)	1965-71, 1991-93	Defensive Coordinator
Joe Robinson (Louisiana Tech '85)	2002	Special Teams Coordinator
TiAndre Sanders (Houston '96)	1997-98	Tight Ends
Carroll Schultz (Louisiana Tech '48)	1962-74	
Barry Sides (Houston '68)	1969-78	Offensive Line/Defensive Ends
Ron Shanklin (North Texas '70)	1992-93	Receivers
Gordy Shaw (Cal Poly '78)	2014-15	Offensive Line
Elmer Simmons (Tulsa '46)	1948-54	Backfield
John Skladany (Central Connecticut State '72)	2008-09	Defensive Coordinator/Safeties
Erik Slaughter (Tarleton State '90)	2005	Outside Linebackers
Gene Smith (Mississippi College '80)	1993-96	Linebackers
Zac Spavital (Murray State '04)	2008-15	Cornerbacks
Mike Spradlin (Houston '77)	2003-05	Offensive Line
Brian Stewart (Northern Arizona '92)	2010-11	Defensive Coordinator/Safeties
Steve Staggs (Stephen F. Austin '85)	1992	Receivers
Mark Stoops (Iowa '89)	2000	Defensive Coordinator/Safeties
Andrew Swasey (Baylor '95)	1999	Cornerbacks
Tony Tadey (Louisiana Tech '83)	1994-96	Defensive Ends
Pat Thomas (Texas A&M '75)	1987-89	Defensive Backs
Ned Thompson (Sam Houston State '33)	1946-48	Backfield
Chris Thurmond (Tulsa '75)	2006-07	Cornerbacks
	2007	Interim Head Coach
Howard Tippett (East Tennessee State '58)	1967-69	Linebackers
Don Todd (Hardin-Simmons '64)	1972-86	Defensive Coordinator
Ted Unbehagen (Texas A&I '64)	1986, 1987	Offensive Line
Clyde Van Sickle (Arkansas '30)	1955-56	Guards/Tackles
Ronnie Vinklarek (Texas State '81)	1990-93	Offensive Line
Derek Warehime (Tulsa '06)	2015-16	Offensive Line
Dave Warner (Syracuse '82)	2001-02	Offensive Coordinator/QBs
Jimmy Warren (Illinois '64)	1992	Defensive Backs
Jim Washburn (Gardner Webb '73)	1998	Defensive Line
Jason Washington (Texas State '02)	2015-16	ST Coordinator/Cornerbacks
Hank Watkins (Tulane '50)	1957-59	Defensive Line
Don Watson (Texas A&M '57)	1960-61	Defensive Backs
Alan Weddell (Texas '73)	2005-07	Inside LBs, Defensive Coordinator (06-07)
Harold Wheeler (Missouri State '64)	1984-86	Secondary
Billy Willingham (TCU '51)	1966-85	Offensive Line
Eric Wolford (Kansas State '94)	2000-02	OT/TEs (00), ST/RCBs (01), DL (02)
Darrell Wyatt (Kansas State '89)	2016	Recruiting Coordinator/WRs
Bob Young (Texas State '66)	1987-89	Offensive Line
George Yarno (Washington State '79)	1998-99	Assistant Head Coach/Offensive Line
Larry Zierlein (Fort Hays State, '70)	1978-86	Offensive Line/Receivers
Andy Zubeil (West Virginia '49)	1957-61	Offensive Line



MISCELLANEOUS HISTORY

FINAL RANKINGS

	AP	UPI/COACHES
2015	8th	8th
2011	18th	14th
1990	10th	----
1989	14th	----
1988	18th	----
1979	5th	5th
1978	10th	11th
1976	4th	4th
1974	19th	11th
1973	9th	13th
1971	17th	14th
1970	19th	t-13th
1969	12th	16th
1968	18th	t-20th
1967	----	19th
1966	----	17th
1952	----	19th

UPI (1950-90); CNN/USA TODAY Coaches (1991 - present)

DOMESTIC HISTORY

Site	Record	Pct.
Houston Astrodome	115-57-4	.665
Georgia Dome	1-0	1.000
Hubert H. Humphrey Metrodome	1-0	1.000
Louisiana Superdome	4-2	.667
Reliant/NRG Stadium	6-5	.545
Tokyo Bowl	1-1	.500
Alamodome	1-2	.000
Totals	129-67-4	.655

OVERTIME HISTORY

Overall: 5-4 (.556)
Overtime: 3-1 (.750)
Double Overtime: 1-1 (.500)
Triple Overtime: 1-2 (.333)
Home: 2-1 (.667)
Road: 3-3 (.500)

LAST TIME CONFERENCE RECORD WAS

0-1:	2014	2-0:	2016	5-0:	2015
0-2:	2002	2-1:	2016	5-1:	2008
0-3:	2002	2-2:	2005	5-2:	2016
0-4:	2001	2-3:	2005	5-3:	2016
0-5:	2001	2-4:	2002	6-0:	2015
0-6:	2001	2-5:	2002	6-1:	2015
0-7:	2001	2-6:	never	6-2:	2009
0-8:	1986	3-0:	2015	4-0:	2016
1-0:	2016	3-1:	2016	4-1:	2009
1-1:	2014	3-2:	2016	4-2:	2006
1-2:	2004	3-3:	2012	4-3:	2014
1-3:	2004	3-4:	2012	4-4:	2012
1-4:	1995	3-5:	2005	4-5:	2012
1-5:	1995	4-0:	2015	4-6:	2012
1-6:	1994	4-1:	2013	4-7:	2012
1-7:	never	4-2:	2016	4-8:	never
		4-3:	2013		
		4-4:	2012		

LAST TIME RECORD WAS

0-1:	2014	5-0:	2016
0-2:	2012	5-1:	2016
0-3:	2012	5-2:	2003
0-4:	2001	5-3:	2014
0-5:	2001	5-4:	2014
0-6:	2001	5-5:	2010
0-7:	2001	5-6:	2010
0-8:	2001	5-7:	2012
0-9:	2001	6-0:	2015
0-10:	2001	6-1:	2016
0-11:	2001	6-2:	2016
1-0:	2016	6-3:	2007
1-1:	2014	6-4:	2014
1-2:	2014	6-5:	2005
1-3:	2012	6-6:	2005
1-4:	2004	7-0:	2015
1-5:	2004	7-1:	2013
1-6:	2004	7-2:	2016
1-7:	1995	7-3:	2013
1-8:	1995	7-4:	2014
1-9:	1995	7-5:	2014
1-10:	1994	7-6:	2003
2-0:	2016	8-0:	2015
2-1:	2010	8-1:	2009
2-2:	2014	8-2:	2016
2-3:	2014	8-3:	2006
2-4:	2002	8-4:	2013
2-5:	1998	8-5:	2014
2-6:	2004	9-0:	2015
2-7:	never	9-1:	1990
2-8:	1975	9-2:	2016
2-9:	1995	9-3:	2016
3-0:	2016	9-4:	2016
3-1:	2010	10-0:	2015
3-2:	2010	10-1:	2015
3-3:	2014	10-2:	2009
3-4:	2012	10-3:	2009
3-5:	1998	10-4:	2009
3-6:	2004	11-0:	2011
3-7:	2004	11-1:	2015
3-8:	2004	12-0:	2011
3-9:	never	12-1:	2015
4-0:	2016	13-1:	2015
4-1:	2009		
4-2:	2006		
4-3:	2014		
4-4:	2012		
4-5:	2012		
4-6:	2012		
4-7:	2012		
4-8:	never		

LONGEST WINNING STREAKS

Rk.	No.	Dates	Ended	Date
1.	12	Sept. 3 – Nov. 25, 2011	vs. Southern Miss (L, 28-49)	Dec. 3, 2011
		Nov. 4, 1989 – Nov. 3, 1990	at Texas (L, 24-45)	Nov. 10, 1990
3.	11	Jan. 2 – Nov. 14, 2015	at UConn (L, 17-20)	Nov. 21, 2015
4.	10	Nov. 4, 1972 – Oct. 19, 1973	at Auburn (L, 0-7)	Oct. 27, 1973
		Oct. 4, 1969 – Sept. 19, 1970	at Oklahoma State (L, 17-26)	Sept. 26, 1970
6.	8	Nov. 27, 2015 – Sept. 29, 2016	at Navy (L, 40-46)	October 8, 2016
		Sept. 8 – Nov. 3, 1979	vs. Texas (L, 13-21)	Oct. 10, 1979
		Sept. 23 – Nov. 11, 1978	at Texas Tech (L, 21-22)	Nov. 25, 1978
9.	7	Oct. 30, 1976 – Sept. 12, 1977	at Penn State (L, 14-31)	Sept. 17, 1977
		Sept. 28 – Nov. 23, 1974	at Tulsa (L, 14-30)	Nov. 30, 1974

LONGEST LOSING STREAKS

Rk.	No.	Dates	Ended	Date
1.	15	Oct. 28, 2000 – Dec. 1, 2001	at Rice (W, 24-10)	Aug. 31, 2002
2.	11	Oct. 22, 1994 – Oct. 21, 1995	vs. SMU (W, 38-15)	Oct. 21, 1995
3.	10	Oct. 30, 1993 – Oct. 8, 1994	at SMU (W, 39-33)	Oct. 15, 1994
10	10	Sept. 27, 1986 – Sept. 12, 1987	vs. Sam Houston St. (W, 38-34)	Dec. 26, 1987
5.	8	Nov. 1, 1997 – Sept. 26, 1998	vs. Memphis (W, 35-14)	Oct. 3, 1998
	8	Sept. 13 – Sept. 22, 1975	vs. Tulsa (W, 42-30)	Nov. 29, 1975
	8	Oct. 11 – Oct. 27, 1947	vs. Texas A&I (W, 14-0)	Sept. 18, 1948
8.	7	Sept. 13 – Nov. 22, 1975	vs. Tulsa (W, 42-30)	Nov. 29, 1975
9.	6	Sept. 21 – Oct. 26, 1963	vs. Detroit (W, 55-18)	Nov. 2, 1963
10.	5	Oct. 3 – Oct. 31, 1987	vs. Texas (W, 60-40)	Nov. 7, 1987

LONGEST SCORING STREAKS

Rk.	No.	Dates	Record
1.	212	9/30/00 – present	121-91
2.	89	9/24/65 – 10/27/73	63-22-4
3.	79	9/26/87 – 9/10/94	41-36-2
4.	61	10/29/77 – 10/30/82	40-19-2
5.	47	11/20/82 – 11/29/86	18-29
6.	33	11/26/94 – 11/8/97	12-21
7.	26	11/22/97 – 9/16/00	11-15
8.	23	10/17/75 – 10/15/77	14-9
9.	21	11/25/48 – 12/2/50	10-10-1
10.	20	11/3/73 – 9/27/73	14-5-1

2017 SEASON

COACHING STAFF

THE COUGARS

SEASON REVIEW

HISTORY & RECORDS



ALL-TIME LETTERMEN

2017 SEASON

COACHING STAFF

THE COUGARS

SEASON REVIEW

HISTORY & RECORDS

• A •		BAUGH, Ken 1972, 73	BRAXTON, Ronnie 2000, 01, 02	CALLOWAY, DeWayne 1981, 82, 83	CRENSHAW, Orsby 1983, 85, 86
ACHEY, Calvin 1967, 68, 69	ADAMS, Daniel 1991, 92, 93, 94	BAUGHMAN, James 1954	BRASHER, James 1963	CALLOWAY, Mecridric 1988, 89	CROSS, Travis 2014
ADAMS, Matthew 2014, 15, 16	ADAMS, Mike 1988	BEADLE, Wayne 2013, 14	BREWER, Frank 1962, 63	CAMPBELL, Billy 1958	CRUTHIRDS, David 1972
ADAMS, Norman 1988, 89	ADAMS, Willis 1977, 78	BEARDEN, David 2008, 09, 10, 11	BREWER, Monroe 1961	CAMPBELL, Robby "Bo" 1948, 49	CUCCI, Stephen 1999, 00, 02, 04
ADDERSON, Nikia 1999, 2000	ADELEKAN, Farouk 2002, 03	BEAN, Broderic 2007	BREWSTER, Justin 2006	CAMPBELL, Tyrone 2009, 10	CUMMINGS, Ty 2014, 15, 16
AGHO, Fred 2006, 07	AGSON, Isaiah 2006, 07, 08	BEAN, Don 1966, 67	BREZINA, Bobby 1960, 61, 62	CANALITO, Lee 1973, 74	CUNNINGHAM, Carl 1964, 65, 66
AIKENS, Steven 2013, 14	AKERROYD, Jeff 2004, 05, 06, 07	BEARD, Clem 1961, 62, 63	BREZINA, Greg 1965, 66, 67	CANDY, Jacky 2010	CURRY, Larry 1980
AKIN, Truett 1992, 93, 94	AKINA, Keith 2004	BEARDEN, David 1986, 87, 88	BREZINA, Gus 1962, 63, 64	CAR, Mulbah 2016	
ALAKE, Raymond 2007	ALCAZAR, Frank 1985	BEASLEY, Brannon 2011, 12	BREZINA, Mark "Butch" 1970, 71	CARAWAY, Don 1955, 56	• D •
ALDRIDGE, Allen 1990, 91, 92, 93	ALEXANDER, Craig 1988, 89, 90	BEASLEY, Tom 1958	BREZINA, Robby 1985, 86	CARAWAY, George 1966	DACUS, David 1987, 88
ALEXANDER, Kevin 1983, 84, 85	ALEXANDER, Tommy 1980	BEAUFORD, Jabari 1998, 99, 00, 01	BRIDGES, Bill 1968, 69	CARETHERS, Josh 2004, 05	DALE, Cunnie 1992
ALLEN, Chance 2015, 16	ALLEN, Lloyd 2011, 12	BEAVER, Byron 1961, 62	BRIGHTWELL, Charles 1947	CAREW, Mike 1960	DANIELS, Everett 2011, 12
ALFRED, Byron 2004, 05, 06	ALLEN, Dalva 1954, 55, 56	BEER, Tom 1965, 66	BRILES, Art 1976	CARPENTER, Rod 1953, 54, 55	DANIELS, Gerard 2001, 04
ALLEN, Earl 1984, 85	ALLEN, Kevin 1986	BEHBAHANI, Ameen 2009, 10, 11, 12	BRILES, Kendal 2004, 05	CARPENTER, Stewart 1993	DANIELS, Hayden 2015
ALLEN, Trent 2005, 06, 07	ALLEN, Will 1963	BELCHA, Daniel 1998	BRINKLEY, Brandon 2006, 07, 08, 09	CARR, Dustin 1992	DARNELL, Calvin 1977, 79
ALDRIDGE, Anthony 2005, 06, 07	AMBLES, Markeith 2013, 14	BELCHER, Val 1973, 74, 75, 76	BRINKLEY, Greg 1990	CARR, Paul "Rock" 1951, 52, 53	DAULONG, Paul 1967, 68
ANDERS, Kimble 1987, 88, 89	ANDERSON, Jaryd 2007, 09, 10	BELL, Ben 2005, 06, 08	BRITTON, Tim 1986, 87	CARR, Sanford 1948, 49, 51, 52	DAVIS, Burr 1956, 57, 58
ANDERSON, Roman 1988, 89, 90, 91	ANTOINE, Randall 2007	BELL, Carlos 1967, 68	BROADUS, Shawn 2000	CARRIER, Tyron 2008, 09, 10, 11	DAVIS, Chad 2001, 02
ARCENEAUX, Harrison 2002, 03	ARTHUR, Jim 1967, 68, 69	BELL, Dustin 2001, 02, 03, 04	BROADWAY, Terrance 2010	CARROLL, John 1950, 51, 52	DAVIS, Danny 1976, 77, 78
ASH, Eli 2006, 07, 08	ASHWORTH, Jacolby 2009, 10, 11, 12	BELL, Delithro 1992, 93	BROOKER, Romello 2015, 16	CARTER, Jerard 2015, 16	DAVIS, Garrett 2015, 16
ATKINS, Kenneth 2006, 07	AVANTS, Cody 1992	BELL, Josh 2007, 08	BROOKS, Courtney 2003, 04	CASTILE, L.J. 2007, 08, 09	DAVIS, Jayson 1987, 88, 89, 90
AVERY, Donnie 2004, 05, 06, 07	AYERS, Demarcus 2013, 14, 15	BELL, Keykowa 1999, 00, 02	BROOKS, Kent 2010, 11, 12, 13	CATALON, Duke 2016	DAVIS, Justin 2001, 02
• B •	BAILES, Tommy 1952, 53, 54	BELLI, Adriano 1996, 97, 98, 99	BROOKS, David 1973, 74	CARNES, C.J. 2007, 08, 09	DAVIS, Mark 1986
BAILEY, Ken 1967, 68, 69	BAILEY, Preston 1989, 90, 92, 93	BENNETT, Adrian 2013	BROUSSARD, Bubba 1972, 73, 74	CERMIN, Chris 2010, 11, 12	DAVIS, Reggie 1994, 95, 96, 97
BAKER, Aubrey 1947, 48, 49, 50	BAKER, Joey 1969	BENNETT, Chevy 2011, 12	BROUSSARD, James 1963	CHAMBERS, Jack 1949, 50, 51, 52	DAVIS, Tyrone 1990, 91, 92
BALDRIDGE, Harlan 1951, 52	BALDWIN, Tommie 1998, 99, 00, 01	BENTLEY, Matthew 2002, 03, 04	BROUSSARD, Larry 1960, 61, 62	CHANCELOT, Ken 1961, 62	DEAN, Aubra 1946
BALL, Larry 1987, 88	BAMFO, George 2010, 11, 12, 13	BERGER, Jim Pat 1965, 66, 67	BROWN, Bryant 2001, 03, 04	CHARLES, Ahmad 1995, 97, 98, 99	DEAN, Jarve 2009
BAMFO, George 2010, 11, 12, 13	BANES, Joey 1986, 87, 88, 89	BERGQUIST, Ken 1963	BROWN, Bill 1959, 60, 61	CHAMBERS, Tyler 2009	DEAREN, John 1954, 55
BANKS, Keon 1994, 95, 96, 97	BARBANDI, Mamoon 2007	BERRY, Royce 1965, 66, 68	BROWN, Charlie 1948	CHATMAN, Zack 1989, 90, 91	DEEN, Gerald 1960, 61, 62
BARBEE, Jack 1950, 51	BARBOUR, Mike 1965, 66	BEVIL, James 1989, 90, 91	BROWN, Charlie E. 1956, 57, 58	CHAVIS, Chann 1994	DeBOSE, Desmond 2015
BARRELA, Ricky 2004, 05, 06	BARGANIER, Jaron 2002, 03	BIBBINS, Kenneth 2010, 12	BROWN, Chuck 1976, 77, 78	CHERRY, Reggie 1972, 73, 74	deGROOT, Clint 1998, 99, 00, 01
BARNES, Jack 1953, 54	BARNETT, Bob 1960, 61	BIDWELL, Bill 1948, 49, 50, 51	BROWN, Delrick 1977, 78, 79	CHESTER, Carlos 1994, 95	deGROOT, Jason 1994, 96, 97, 98
BARNETT, Carl 2006, 07, 08, 09	BARNETT, David 1978, 79, 80	BIRDEN, Dillon 2016	BROWN, Don 1957	CHILDERS, David 1964, 65	DEMARR, Josh 2000, 01
BARRON, Wade 1991	BASS, Dean 1960	BIRDWELL, Danny 1959, 60, 61	BROWN, Elick 1979	CHINN, Brent 1980	DENLEY, Mason 2015, 16
BASS, Don 1975, 76, 77	BASSLER, Blade 2002, 03, 04, 05	BISHOP, Webb 1955, 56	BROWN, Everett "Jet" 1985, 86, 87, 88	CHUMCHAL, Earl 1978, 79	DENNIS, Jonathan 1995, 96, 97, 98
BASSLER, Miller 1973, 74	BATISTE, Kevin 1991	BLACK, Mike 1978, 80	BROWN, Gene 1953	CHUOKE, Bob 1952, 53	DeROUSELLE, Mike 1996, 97, 98, 99
BATES, Marcell 2012	BATES, Thomas 2010, 11, 12, 13	BLACKMON, Carson 2006, 07, 08, 09	BROWN, George 1947	CLAPP, Darrell 1990, 91, 92	DESHOTEL, Ryan 2016
BATTLE, Jackie 2003, 04, 05, 06		BLACKMON, Chance 2011	BROWN, Greg 1995, 97, 98, 99	CLAPP, Howard 1949, 50, 51, 52	DeSPAIN, Joel 1970
		BLACKSTONE, Jim 1953, 54, 55	BROWN, Guy 1974, 75, 76	CLARK, Jim 1949, 50, 51	DEW, Ben 2014, 15
		BLACKWELL, Alois 1975, 76, 77	BROWN, James 1982	CLARK, Jon 2002	DICKEY, Billy Ray 1957, 58
		BLEIER, Ed 1960	BROWN, Jason 1995, 96, 97	CLARK, Max 1948, 49, 50	DICKEY, Dale 1970
		BLEIER, Kevin 1991, 92	BROWN, John III 1990, 91	CLARK, Mike 1999, 00	DICKEY, Jimmy 1954, 55
		BLEVINS, Bob 1956, 57	BROWN, John W. 1990, 91, 92, 93	CLARK, Rusty 1968, 69	DICKINSON, David 2004, 05, 06, 07
		BLOESCH, Michael 2005, 06, 07, 08	BROWN, John 1991, 92, 93, 94	CLARK, Terald 1978, 79, 80	DICKSON, Lorenzo 1991, 92
		BLOOM, Don 1954	BROWN, Jordan 2005, 06, 07	CLARKE, Steve 1991, 92	DIETRICH, Donnie 1951, 52, 53
		BLOUNT, Eric 1989, 90, 91, 92	BROWN, Kyle 2000, 01	CLATTERBUCK, Bobby 1951, 52, 53	DIMMICK, Tom 1954, 55
		BLOUNT, Sammy 1955, 56, 57	BROWN, Roman 2016	CLAY, Joe 2001, 02, 03, 04	DITTA, Frank 1969, 70, 71
		BLUITT, Aaron 1994, 95, 96	BROWN, Sammy 2010, 11	CLEMENTS, Chuck 1993, 94, 95, 96	DITTA, Tony 1946, 47
		BLUNTSOON, Kenneth 1985	BROWN, Verlon 1989, 90, 91	CLENDENEN, Mike 1981, 82, 83, 84	DIXON, James 1987, 88
		BOATNER, Patrick 1998, 99, 00, 01	BROWN, Wilbert 1995, 96, 97, 98	CLEVELAND, James 2009, 10	DIXON, Stephen 1992, 93
		BOEK, Buddy 1955, 56	BROWNDYKE, Chip 1985, 86, 87	CLOUD, Bill 1966, 67, 68	DIXON, Harold 1946, 47
		BOEHM, Brian 2006	BRUMLEY, Bob 1968, 69, 70	CLOUD, Steve 1969, 70, 71	DIXON, Ricky 1975
		BOLIN, Ken 1959, 60, 61	BRYAN, Frank 1986, 87, 88, 89	CLOUD, Ty 2010, 11, 12, 13	DONLEY, Richard 1946
		BOLIN, Mike 1969, 70, 71	BRYAN, L. Z. 1947, 48, 49	COLA, Roland 2002, 03	DORSETT, Randall 1958, 59, 60
		BOLTON, Troy 1985	BRYANT, Jessie 2002	COLEMAN, Buddy 1988, 89	DORSEY, Bobby 1953
		BONNER, Linell 2015, 16	BRYANT, Maurice 1996, 97	COLLIER, Wendell 1952	DOTY, Sterling 2004, 05, 06
		BORAH, Bob 1956, 57, 58	BUGAJ, Mark 1968	COLLINS, Dennis 1964	DOUBENMIER, Cameron 2015, 16
		BOITS, Torrence 2001, 02	BULLARD, Kyle 2013, 14, 15	COLLINS, Gino 2011	DOUGLAS, David 2002, 03, 04, 05
		BOUCHE, Jeff 1971, 72, 73	BURNETTE, Reggie 1987, 88, 89, 90	COLLINS, Mialon 2004	DOUGLAS, Donald 1991, 92, 93
		BOUDREAUX, Don 1956, 57	BURNS, Alvin 1983	COLVIN, Jim 1957, 58, 59	DOUGLAS, Terrell 2012
		BOUQUIN, David 1970, 71, 72	BURRELL, Josh 2016	CONLEY, Frederick 1998, 99, 00	DRAKE, Gary 1974, 75, 76
		BOWDEN, DeWayne 1983, 84	BURRIS, Bo 1964, 65, 66	COOK, Bill 1946, 47, 48	DRONES, Jerry 1967, 68, 69
		BOWERS, Mutt 1959	BURTON, Les 1953	COOK, Gerald 1977, 78, 79	DYAR, Jim 1965, 66
		BOWMAN, Charles 1987, 89, 90	BURTON, Ryan 1994, 95, 96, 97	COOPER, Alex 2013, 14, 15	DUDLEY, Ray 1963, 64, 65
		BOWSER, Tyus 2013, 14, 15, 16	BUTLER, Bill 1947, 48, 49	COOPER, Patrick 1987, 88, 89, 90	DUGAT, A.J. 2009
		BOXILL, Derrick 1995	BUTLER, Jerrod 2006	COOPER, Preasley 1963, 64	DUNBAR, Steven 2014, 15, 16
		BOYD, Tom 1956	BUTLER, Joe 1995	COPLIN, Lennard 1974, 75, 76	DUNCAN, John 1991
		BRADHAM, Steve 1977, 78, 80	BYNDOM, C.D. 1982, 83	CORBIN, Keith 2016	DURHAM, James 1980, 81, 82
		BRADLEY, Elvis 1976, 77, 78, 79		COWEN, Henry 1949, 50, 51	DURHAM, Robert 1981, 82, 83
		BRADLEY, Joe Bill 1954	• C •	COX, Todd 2004, 05	DURRENBURGER, Marvin 1952, 53
		BRADSHAW, David 1960	CABALLERO, Don 1964, 65	CRAFT, Trace 1992, 93, 94	
		BRANSON, John 1959, 60, 61	CADREZ, Glenn 1990, 91	CRANFORD, Danny 1958, 59	
		BRANSTETTER, Kent 1970, 71	CAFFREY, Charlie 1957, 58, 59	CRAVENS, Jim 1954, 55	
		BRASWELL, Eric 2011, 12, 13, 14	CAIN, Clay 1986	CRAY, Verle 1952, 53, 54	
					• E •
					EAKER, John 1965
					EALY, Biren 2006



ALL-TIME LETTERMEN

2017 SEASON

COACHING STAFF

THE COUGARS

SEASON REVIEW

HISTORY & RECORDS

KING, Kelvin	2009, 10, 11, 12
KINGSLOW, Michael	1996, 97
KIRKPATRICK, L.C.	2004, 05, 06
KIRTLEY, Dick	1959, 60, 61
KLINGLER, David	1989, 90, 91
KLINGLER, Jimmy	1991, 92, 93
KNEPPER, Mike	1996, 97, 98, 99
KOEHL, Wade	2003, 04, 05, 06
KOHN, Andre	2007, 08
KOKUMA, Kalliq	2016
KOLB, Kevin	2003, 04, 05, 06
KOONCE, Phil	1949, 50
KRAMER, Louis	1952
KRUS, Gene	1947
KRUSE, Jerry	1961
KUEHNE, Jim	1958, 59, 60
KYLE, Bob	1969, 70, 71

• L •

LABAY, Kevin	1989, 90, 91, 92
LACKEY, Marvin	1949, 50, 51, 52
LACROIX, Butch	1980, 81, 82
LAIRD, Justin	2004, 05, 06
LaMARK, Chris	2005
LANDER, Jim	1950
LANGSTON, Charles	1990, 91
LANDRY, Gerald	1983, 84, 85, 86
LANDRY, Mike	1963
LANE, Kade	2002, 03, 04, 05
LANTZY, Larry	1965
LARK, Courtney	2016
LARSON, Cliff	1966, 67, 68
LATHON, Lamar	1987, 88, 89
LAVERGNE, Robert	1974, 75, 76
LAWRENCE, T.J.	2005, 06, 07
LAWSON, Willie	1984
LAZARD, Darian	2010, 11, 12
LeBLANC, Dewayne	1985, 86
LEDAY, John	2015
LEDBETTER, Malik	1996
LEE, Adrian	2001, 02
LEE, Alvin	2000, 01
LEE, Scott	2005, 06
LEECH, Bill	1960
LeFEVRE, Garrett	2005, 06
LEON, Carlos	1989, 90, 91
LEONE, Richie	2010, 11, 12, 13
LESLIE, Alex	2016
LEWIS, Bill	1971
LEWIS, Chris	1988
LEWIS, Fred	1989
LEWIS, Glen	1969, 70
LEWIS, Harold	1956, 57, 58
LEWIS, Henry	1988, 89
LEWIS, Jeffery	2009, 10, 11, 12
LIGHT, T.J.	1998, 99
LINDEN, Bo	1981, 82
LINDEN, Errol	1959, 60
LINDSEY, Larry	1960, 61
LINKLATER, Charles	1952
LITTLE, Everett	1973, 74, 75
LOCKHART, Eugene	1981, 82, 83
LOGAN, Ronnie	1955
LONG, Bob	1967, 68
LONG, Mac	2014, 15, 16
LOPASKY, Joe	1962, 63, 64
LOPEZ, Carlos	1969, 70
LOSACK, Duane	1982, 83
LOVE, Donnie	1978, 79, 80, 81
LOVE, Dwyane	1982, 83
LOVE, Marquay	2003, 04, 05, 06
LOVE, Randy	1976, 77, 78
LOVELADY, Josh	1997, 98, 99, 00
LOWERY, Drew	1998, 99
LOY, Elliott	1946, 47

LUBOJASKY, Cody	2005, 06, 07, 08
LUPTKE, Wally	1962, 63, 64
LUNA, Ivan	1998
LUNSFORD, Austin	2012, 13
LUTRINGER, Ted	1953
LYNCH, Charles	1975, 76, 77

• M •

MAGEE, John	1961, 62
MADDOX, Rickey	1976, 77
MADISON, Reggie	1967
MALLIA, Charles	1957
MALONE, Micah	1996, 97, 98, 99
MALONE, Victor	2001, 02
MALVEAUX, Cameron	2013, 14, 15, 16
MANICHA, Charlie	1946
MANNISTO, Jordan	2008, 09, 10, 11
MARAVIGLIA, Chris	1992
MARK, Terry	2016
MARK, Tommie	2012, 13, 14, 15
MARTEL, Jasmine	2007
MARSHALL, Scott	1981, 82, 83
MARSHALL, Vincent	2003, 04, 05, 06
MARTEL, David	1986, 87
MARTIN, Casey	2012
MARTIN, Conrad	1960
MARTIN, Isreal	1984, 85
MARTIN, Jim	1955
MASON, David	2012
MASON, Kevin	1987, 88, 89
MATEJKA, Steve	1990
MATHEWS, Derrick	2011, 12, 13, 14
MATHEWS, Jeff	1995, 96
MATHIS, Dedric	1992, 93, 94, 95
MATTOX, Matt	2002, 03
MATZKE, Elray	1953
MAULDIN, Dicky	1958
MAXON, Jeremy	1998, 99
MAXWELL, Britton	2006, 08
MAXWELL, Xavier	2012, 13
MAYES, Roger	1972, 73, 74
MAYO, Donald	2001
MAYS, Devin	2009, 10
MBU, Joey	2011, 12, 13, 14
McCARDELL, Jeremy	1999, 00, 01, 02
McCAULEY, Tim	1990, 91
McCLARY, Jimmy	2001, 02, 03
McCLOSKEY, Tyler	2013, 14, 15, 16
McCONAUGHEY, Jim	1951, 52
McCOY, Ryan	1990, 91, 92, 93
McCRAY, Eddie	2003
McCULLAR, Chad	2003
McDADE, Robert	1988, 89
McDANIEL, Joe	1970
McDANIEL, Perry	2004, 05, 06, 07
McDONALD, Adrian	2012, 13, 14, 15
McDONALD, Don	1957, 58, 59
McDONALD, Jason	1992
McDONALD, Joe	1957, 58
McDONALD, Kelly	1980, 81
McDUFFEY, Larry	2012, 13
McGALLION, Bubba	1974, 75, 76
McGALLION, Craig	1980, 81, 82
McGALLION, Deryl	1971, 72, 73
McGAUGHY, Thomas	1992, 93, 94, 95
McGILVRAY, John	2002, 03, 04, 05
McGOWAN, Sharod	2002
McGRAW, Donnie	1973, 74, 75
McGRAW, Marcus	2008, 09, 10, 11
McGRUDER, Bachie	1997, 99, 00, 01
McGUIRE, Gary	1985, 86, 87
McGUIRE, Jay	1994, 95, 96, 97
McKINLEY, Jason	1997, 98, 99, 00
McKNIGHT, Kelvin	1990, 93
McLROY, Bill	1954, 55, 56

McINTOSH, Don	1972, 73, 74
McINTYRE, John	2008, 09
McKINNEY, Charles	1974
McKINNEY, Dick	1955, 56, 57
McKUSKER, Willie	1950
McMANUS, Gary	1985, 86
McMILLAN, Bill	1961, 62, 63
McMILLIAN, Audrey	1980, 81, 82, 83, 84
McMILLIAN, Zach	2010, 11, 12, 13
McNEIL, James	1950
McNEILL, Josh	2011, 12, 13
McPHERSON, Lawrence	1992, 93, 94
McVEA, Warren	1965, 66, 67
McWHIRTER, Sam	1951, 52
MEANS, Loyce	2007, 08, 09, 10
MEDFORD, Jeff	1996, 97, 98, 99
MEDLOCK, Reggie	2000, 01, 02
MEEKS, S.M.	1952
MERCER, Tim	2007, 08, 09
MEUX, Mike	1993, 94
MEYER, Joey	1986
MEYERS, Gene	1954
MICHON, Mike	1956, 57
MIDDLETON, Brandon	1999, 2001, 02, 03
MIDYETT, David	2000, 01
MILBURN, Jordan	2016
MILLER, Q. "Buck"	1948, 49, 50, 51
MILLER, Dominic	2011, 12
MILLER, Ernest	2005, 06, 07, 08
MILLER, Hubert	1978, 79, 80
MILLIGAN, Hamin	2000, 01
MILLIGAN, Hanik	2000, 01, 02
MILNER, Billy	1993, 94
MITCHAMORE, Eddie	1959, 60, 61
MITCHELL, Chris	2006, 07
MITCHELL, Leonard	1977, 78, 79, 80
MITCHELL, Mack	1972, 73, 74
MITTAG, Carl	1949, 50
MOELLER, Bill	1947, 48, 49, 50
MOFFETT, Donald	1992, 93
MOHR, Mark	1974, 75, 76
MONROE, Terry	1980, 81
MONROE, Tim	2006, 07, 08, 09
MONTGOMERY, Alton	1988, 89
MONTGOMERY, Damien	1998, 99, 00
MONTGOMERY, Del	1987, 88
MONTGOMERY, Delmonico	1993, 94, 96
MONTGOMERY, Glenn	1985, 86, 87, 88
MOORE, Avery	1990
MOORE, Charlie	1969, 70, 71
MOORE, James	1950
MOORE, William	2011, 12
MOORE, Shang	2003
MORRIS, John	1990, 91
MORROW, W. B.	1947
MOSER, Terry	1986, 88
MOUNTS, Ryan	1992
MOUTON, Jamie	1989, 90, 92
MOUTON, Joey	1993, 94, 95
MOUTON, Terrence	1992
MOZISEK, Corbin	2001, 02, 03
MOZISEK, Tommy	1970, 71
MUCHO, Tyler	1989, 90, 91, 92
MUEGGE, Ervin	1950
MULHOLLAND, Owen	1955, 56
MULLINS, Don	1958, 59, 60
MULLINS, Gary	1969, 70, 71
MULLINS, Ray	1970
MURRAY, Bryan	1990
MURRAY, Oliver	1957
MUSCARELLO, Phil	1956
MUSTAFA, Mike	2013
MYSTERS, Bill	1946, 47, 48, 49
MYERS, Robert	1983, 85

• N •

NEALY, Barrick	2002
NEGRIF, Larry	1963
NEVEUX, Alan	1948, 49
NEWHOUSE, Albert	1978
NEWHOUSE, John	1978, 79, 80
NEWHOUSE, Michael	1990, 91, 92, 93
NEWHOUSE, Robert	1969, 70, 71
NICHOLAS, Tony	2000
NICHOLSON, Matt	2006, 07, 08, 10
NIKIRK, Pete	1961, 62
NOBLE, Will	2015, 16
NOBLES, D. C.	1972, 73
NOHAVITZA, George	1946, 47
NORDGREN, George	1965, 66, 67
NORRIS, Jim	1959, 60, 61
NORWOOD, Johnny	1986, 87, 88
NOVOSAD, Truett	1996, 97, 98

• O •

O'HARA, Johnny	1948, 49, 50, 51
O'SHEA, Chad	1994, 95
ODELL, Glenn	1998
ODOM, Chuck	1968
ODOMS, Riley	1969, 70, 71
OGLESBY, Alfred	1987, 88, 89
OGLESBY, Robert	1975, 76, 78, 79
OKAFOR, Emeke	2013, 14
O'KORN, John	2013, 14
OLIPHANT, Efram	2010, 12, 13, 14
OLIVER, Ed	2016
OLIVER, Marcus	2014, 15, 16
ONOBUN, Fendi	2009
ORAGWU, Ralph	2010, 11, 12, 13
ORCHIN, Pat	1970, 71
ORR, Bobby	1975, 76
OTIS, Paul	1964, 65, 66
OTIS, Roy	2004, 05, 06
OWENS, Patterson	1997, 98
OWENS, Randy	1949, 50, 51

• P •

PACIOREK, Tom	1965, 66, 67
PAHULU, Brendan	2004, 05, 06, 07
PARDEE, Ted	1988, 89, 90
PARKER, Jason	1998, 99, 00, 01
PARKER, Leonard	1971, 72, 73
PARKER, Mike	1994, 95, 96, 97
PARKS, Jerry	1990, 91
PARRIS, Damien	2014, 15
PARROTT, Mike	1969, 70
PATTERSON, Charlie	1958
PATTERSON, Jack	1952, 53, 54
PATTERSON, Jeff	1999, 2001
PATTERSON, Wilbert	1962, 63, 64
PAUL, Frank	1954, 55, 56
PAUL, Horst	1962, 63, 64
PAYNE, Damian	2011, 12, 13
PAYNE, Dazmond	2007
PAYNE, Kevin	1998, 99
PAYTE, Mike	1963, 64, 65
PEACE, Dewayne	2011, 12
PEACOCK, Johnny	1966, 67, 68
PEACOCK, Randy	1970, 71, 72
PEACOCK, Ronny	1969, 70, 71
PEEL, Terry	1972
PENDER, Devon	1996, 98
PENN, Leif	1998, 99, 2000, 01
PEREZ, Larry	1966, 67
PERKINS, Milton	1960, 61, 62
PERRY, Kenneth	1975, 76, 77
PERRY, Kenny	1988, 89, 90, 91
PETERS, John	1955, 56, 57
PETERS, Kenneth	1982, 83
PETERS, Ron	1991, 92, 93, 94

PETERSON, Hubert	1947, 48
PETTIS, Will	1999
PETTY, Don	1963, 64
PETTY, Tom	1949, 50, 51
PEZMAN, Chris	1990, 91, 92
PHEA, Lonell	1979, 80, 81
PHILLIPS, Jason	1987, 88
PHILLIPS, Lance	2000, 01
PHILLIPS, Wade	1966, 67, 68
PHILLIPS, Taron	1992
PICHOT, Bill	1949
PICKENS, Bill	1966, 67
PIERCE, Tom	1958, 59
PIERSON, Matt	1984, 85, 86
PIER, Jim	1976, 77
PILAND, David	2010, 12, 13
PIPER, Logan	2014, 15
PILOT, Chris	2005, 06, 07, 08
PITRE, Julian	1992, 94
POLK, Allen	1979, 80, 81
POLK, Torrin	1991
POLSON, Billy	1952, 53, 54
POPE, Albert	1983, 84
POPE, Roshawn	2002, 03, 05, 06
POST, Dick	1964, 65, 66
POSTMA, Kyle	2015, 16
POTCINSKE, Hunter	1958, 59
POWERS, Ed	1987
POWLEDGE, Ronnie	1963
PRATT, George	1994, 95
PREE, Cody	2005, 06, 07, 08
PRICE, Cornelius	1988, 89
PRICE, Derrick	1987, 88
PRICE, Lester	1975
PRICE, Ronnie	1994, 95
PRIDGEON, Ken	1951, 52
PRIDGEON, Jr., Ken	1974, 75
PRITCHETT, Jonathan	1998, 99, 2002, 03
PRIVETT, Sonny	1975, 77, 78
PROCTOR, Sam	1978, 79
PRYOR, Pat	1967, 68
PULLIAM, Desmond	2012
PURCELL, Greg	1983, 84, 85
PURDUM, B. "Red"	1947, 48, 49

• R •

RAFTER, Joe	1963, 64, 65
RAGONE, Raymond "Rags"	1949
RAITANO, Joe	1955, 56
RALSON, Lloyd	1949, 50, 51
RAMSEY, Vernell	1986
RAMSEY, Warren	1950, 51
RANSON, W.C.	1981, 82
REASNO, Anthony	2007
REDMON, Joe	1975, 77, 78, 79
REDDING, Chris	2001, 02
REDDISH, James	1995
REDMAN, Bryce	2011, 12, 13, 14
REED, Gerald	1954
REESE, Ken	1951, 52, 53
REEVES, Derrick	1989
REGIMBALD, Scott	1996, 97, 98, 99
REID, Delenell	2002
REINHARDT, Paul	1962
REYNOLDS, Bobby	1962, 63
REYNOLDS, Joffrey	1999, 2000, 01, 02
RHEAMS, Leonta	1994, 95, 96, 97
RHODES, Donald	1950
RHODES, Mike	1985, 86
RHODES, Reggie	1987
RICHARD, Brandon	2007
RICHARD, Gerard	2002, 03, 04, 05
RICHARDSON, Billy	1960
RIDEAU, Rodney	2005, 06, 07
RIEVES, Charles	1959, 60



ALL-TIME LETTERMEN

RIPKOWSKI, Gerald	1959
RISER, Zeke	2009, 11, 12
RISKE, Glenn	1971, 72, 73
RISTER, Ivis	1948, 49, 50, 51
RITCH, Gene	1960, 61, 62
ROBERSON, David	1981, 82, 83
ROBERSON, Ulric	1993, 94
ROBERTS, Dave	1993, 94, 95, 96
ROBERTS, Elandon	2013, 14, 15
ROBERTS, Hal	1971, 72, 73
ROBERTS, Mark	2011, 12
ROBERTS, Willie	1969
ROBERTSON, Chris	2001, 02
ROBERTSON, Johnny	1988, 89
ROBERTSON, Kelly	2001
ROBERTSON, Tristen	2004, 05
ROBBINS, Kenny	1991, 92, 93
ROBINSON, Austin	2016
ROBINSON, Brian	1999, 2000, 01, 02
ROBINSON, Craig	1969, 70
ROBINSON, Heard	2000, 01
ROBINSON, Jamal	2007, 09, 10
ROBINSON, Jonathan	1998, 99, 00
ROBINSON, Ray	1981
RODDY, Frank	1948, 49, 50, 51
RODGERS, Na'Ty	2016
RODRIGUEZ, Andrew	2013
RODRIGUEZ, Bobby	1993, 94, 95
RODRIGUEZ, Chaz	2007, 08, 09
RODRIGUEZ, Simon	1986, 87, 88, 89
ROGERS, Bobby	1950, 51
ROGERS, Ray	1982, 83, 84
ROGERS, SirVincent	2004, 05, 06, 08
ROGERS, Wayne	1997, 98, 99, 00
ROLAND, David	1981
ROLAND, Billy	1961, 62
ROLLWAGE, Kevin	1975, 76, 77
ROSALES, Ramon	1975, 76, 77
ROS, Shane	2010, 11, 12
ROSS, Ethan	2001
ROSS, Marcus	2004
ROSS, Rayford	1992
ROUTT, Stanford	2001, 02, 03, 04
ROWDEN, L.D.	1969, 70
ROY, Dane	2016
RUBEN, Alvin	1978, 80, 81
RUDD, J.T.	2006
RUSSELL, Kirk	1989, 90
RUST, Joe	1973, 74, 75

• S •

SAAVEDRA, Joey	1998
SAENZ, Nick	2008, 09, 10, 11
SAI, Edwin	1995, 96
SAMPSON, Kevin	1990
SANDERS, Mike	1963
SANDERS, Robert	1959
SANDERS, TiAndre	1990, 91, 92, 93
SANFORD, Ketric	1996, 97, 98, 99
SARGENT, Blake	2010
SATCHER, Larry	1966
SAUCEDA, Ignacio	1995, 96
SCALISE, Frank	1973, 74, 75
SCHIRMER, Matt	2001, 02, 03, 04
SCHNEIDER, David	1968, 69
SCHOPPE, Todd	1983, 84, 85
SCHULZ, Adam	2015
SCHUPP, Bert	1972, 73, 74
SCHWARTZ, Rocky	2004, 05, 06, 07
SCOURTEN, Wesley	2007, 08, 10
SCYPION, Radermon	2009, 10, 11, 12
SEBASTIAN, Don	1976
SEIBERT, Dylan	2013, 14
SELBY, Carroll	1948, 49
SEMIAN, John	1958, 59, 60

SESSIONS, Don	1959, 60, 61
SETTEGAST, Warren	1946, 47
SEXTON, Andy	1985, 87, 88
SHANNON, Gene	1949, 50, 51
SHAW, Chad	1994, 95, 96, 97
SHELMON, Clarence	1973, 74
SHEPHERD, Larry	1982, 83, 84, 85
SHIRES, Paul	1967, 68
SHOEMAKER, Jordan	2007, 08, 09, 10
SHOEMAKER, Wayne	1952, 53, 54, 55
SHOWS, Newton	1952, 53
SIDES, Barry	1964, 65, 66
SIMMONS, Michael	1985
SIMON, Harry	2006, 07
SIMPSON, Antoine	1996, 97
SIMPSON, Byron	2016
SIMPSON, Mike	1966, 67, 68
SIMS, Charles	2009, 11, 12
SIMS, DeAnthony	2009, 11, 12, 13
SINGLETON, B.J.	2013, 14, 15, 16
SKINNER, Tommy	2007
SKOG, Jack	1962, 63, 64
SMELEK, Brian	2009
SMITH, Antowain	1995, 96
SMITH, Billy	1962, 63, 64
SMITH, E.J.	2008, 09, 10, 11
SMITH, Javian	2016
SMITH, Joe Bob	1954, 55, 56
SMITH, Jeremy	2009, 10
SMITH, Ka'Darian	2016
SMITH, Kody	1987, 88
SMITH, Lamar	1992, 93
SMITH, Manor	1947
SMITH, Marcus	1997, 98, 00
SMITH, Michael L.	1964
SMITH, Michael	1994, 98
SMITH, Paul	1987, 88, 89
SMITH, Sherman	1990, 91, 92, 93
SMITH, Steve	1970
SNELL, Fred	1976, 77, 78
SNELSON, Bob	1951
SNOKHOU, Ray "Snooky"	1951
SOWELLS, Jesse	2001, 02
SPEIGHT, Phillip	1990
SPENCER, Charles	1993, 94
SPENCER, Daniel	2011, 12, 13, 14
SPENCER, Halley	1997, 98
SPILLMAN, Steve	1987, 88
SPITZENBERGER, Rudy	1955, 56
SPRADLIN, Mike	1975, 76
SPRATT, Dick	1964, 65, 66
SPRATT, Mike	1963, 64, 65
SPRIGGS, Marcus	1995, 96
SPRULL, Skippy	1966
STAGGS, Ed	1948, 49
STANKUS, John	1986, 87, 88
STANLEY, Del	1971, 72
STANLEY, Matt	2003
STANSBURY, Gavin	2014
STEGALL, Ken	1953, 54, 55
STERLING, Courtney	2003, 04, 05
STEWART, Phillip	2009, 10, 11, 12
STEWART, Otis	1968, 69
STEWART, Tate	2005, 06, 07, 08
STEWART, Trevon	2012, 13, 14, 15
STICE, Luke	2012, 13, 14
STILLE, Justin	1996, 97, 98, 99
STOFT, Jason	1993, 94
STOHLER, Buddy	1971, 72, 73
STOKES, Lonnie	1981, 82, 84
STOLT, Matthew	2007
STOTTER, Rich	1965, 66, 67
STRONG, Jim	1968, 69
STUDSTILL, Pat	1958, 59
STUNGIS, Luke	1971, 72

• T •

SUGAREK, Chester	1949, 50, 51
SUBINGSUBING, Ashley	2003, 04
SUMMERFORD, Allen	1968, 69
SWAN, Roy	2002, 03, 04, 05
SWEENEY, Isaiah	2010, 11
SWEETEN, Paul	1957
SWISHER, Randy	1979, 80
TAIT, Jeff	1991, 92
TATE, Raymond	1984, 85, 86
TAYLOR, Harold	2004, 05
TAYLOR, Hosea	1977, 78, 79, 80
TAYLOR, Robert	1962
TAYLOR, Steven	2013, 14, 15, 16
TEAGUE, Bubba	2000
TERMIN, Billy	1983
TERRELL, Damon	2000
TERRELL, Ricky	1971, 72, 73
TERRY, Buddy	1955, 56
TEYKI, Brian	1983, 84
THIBODEAUX, Cody	2002
THIEBAUD, Brian	1998, 99, 00
THOMAS, Davonte	2014, 16
THOMAS, Dyral	1975, 76, 77
THOMAS, Earl	1968, 69, 70
THOMAS, Edward	1986, 87, 88, 89
THOMAS, Franky	1987
THOMAS, Josh	2014, 15
THOMPSON, Chris	2008, 09, 10, 11
THOMPSON, Grover	2000, 01
THOMPSON, Isaiah	2007, 08, 09, 10
THOMPSON, Kraig	1988, 89
THOMPSON, Lidney	1957, 58
THOMPSON, Mikey	1980
THOMPSON, Mickey Don	1963, 64, 65
THORNBURG, Jon	1968, 69
THORNTON, Randy	1984, 85, 86, 87
THURMAN, Nick	2015, 16
THURSTON, Nicholas	2009
TILLMAN, Alex	2012, 13
TILLMAN, Bobby	2001, 03
TINCHER, Brad	1994
TINGLE, Boyd	1947, 48, 49
TINGLE, William	1946, 47, 48
TONGA, Matangi	2010
TOWNS, Cecil	1946, 47, 48, 49
TRAWEEK, Ryan	2005
TREMBLAY, Robin	1998, 99, 00, 01
TRUITT, Leroy	1988, 89, 90
TRUSS, Leo	1980, 81
TUBBS, Josh	2000
TUCKER, Caleb	2014
TUGGLE, Kevin	1987, 88
TURNBULL, Robert	1954
TURNER, Chase	2007, 08, 09
TURNER, Cotton	2010, 11
TURNER, Grady	1979, 80, 81
TURNER, T.J.	1982, 83, 84, 85
TUSA, Joe Charles	1953
TYNES, Rasheed	2015, 16
TYSON, John	2001, 02
USMAN, Mohammed	2008
VALENCIA, Colton	2011, 12
VAN HAVERBEKE, J.	1949, 50, 51, 52
VAN HAVERBEKE, Leo	1949, 50
VAN OSDEL, Bill	1961, 62
VATER, Max	1973, 74
VAUGHAN, Zach	2015, 16
VEASEY, Craig	1986, 87, 88, 89
VENTRESS, Nigel	1991, 92

• U •

• V •

VIDRINE, Marcus	1993
VILLARREAL, Sebastian	1995, 96, 97
VONNER, Reggie	1980, 81, 82
VOLLMER, Sebastian	2005, 07, 08
• W •	
WADDELL, Mike	1998
WADE, Dewey	1957, 58
WALKER, Bobby Don	1952, 53
WALKER, Theoran	1997, 98
WALKER, Turon	2013, 14
WALL, Carter	2015
WALLACE, Leon	1946
WALLACE, Roy	1946, 47
WARD, Gene	1956, 57
WARD Jr., Greg	2013, 14, 15, 16
WARD, Milton	1972
WARD, Thomas	1970, 71
WARE, André	1987, 88, 89
WARREN, Darren	1986, 87, 88, 89
WASHINGTON, Vaughn	1996, 97
WATSON, Darnerius	2000, 01
WATSON, Ken	1956
WATSON, Milton	1980, 81, 82
WATTS, Marty	1972, 73, 74
WATTS, Roy	2009, 10
WEATHERSPOON, Chuck	1987, 88, 89, 90
WEATHERSPOON, Linton	1990, 91
WEAVER, Evan	1946, 47
WEBB, Javin	2015
WELCH, John	1953
WELCH, Mike	1973
WELFORD, Braxton	2011, 12
WELLS, Jim	1975, 77, 79
WEST, Brian	2007
WEST, Charles	1993, 94, 95, 96
WEST, Damien	2002, 03
WHARTON, Hogan	1957, 58
WHARTON, Michael	1982, 84
WHEAT, James	1963
WHEELER, Chris	1999, 2000, 01, 02
WHEELER, Joe	1992, 93
WHEELER, Robbie	1995, 96, 97
WHEELER, Wayne	1994
WHIGHAM, Brad	1990, 91, 93
WHITE, Emile	1997, 98, 99, 2000
WHITE, Tyler	2014, 15
WHITELY, Keith	1991, 92
WHITLEY, Wilson	1973, 74, 75, 76
WHITTY, Greg	1990, 91, 93
WIGGINS, Dallas	1979, 81, 82
WILDER, Collin	2016
WILKERSON, Daryl	1977, 78, 79
WILLHELM, Don	1947, 48, 49
WILLIAMS, Brian	1987, 88, 89, 90
WILLIAMS, David	1998, 99, 00
WILLIAMS, DeMario	2006
WILLIAMS, Gerome	1992, 93, 94, 95
WILLIAMS, Jarrid	2016
WILLIAMS, Jermaine	1994, 95, 96
WILLIAMS, Joael	2015, 16
WILLIAMS, Kendall	1997, 98, 99, 00
WILLIAMS, Kenton	1995
WILLIAMS, Khalil	2014, 15, 16
WILLIAMS, Marcus	2012
WILLIAMS, Nate	1999
WILLIAMS, Quinte	2005, 06, 07, 08
WILLIAMS, Robbie	1967
WILLIAMS, Ronnie	2010, 11, 12
WILLIAMS, Rufus	1999, 2000, 01, 02
WILLIAMS, Shomari	2006, 07
WILLIAMS, Steven	1992, 93, 94, 95
WILLIAMS, Teric	2007
WILLIAMS, Terrell	2016
WILLIAMS, Theodis	1975, 78, 79

WILLIAMS, Tony	1991
WILLIAMS, Willis	1976, 77
WILLIAMSON, Raul	1998, 99, 00
WILLIAMSON, Todd	1973, 74
WILLINGHAM, Bryan	1972, 73, 74
WILKINSON, Brian	1981, 82
WILSON, Austin	2010, 11, 12, 13
WILSON, Ben	1953, 54
WILSON, Brandon	2013, 14, 15, 16
WILSON, Chris	2009, 10
WILSON, Eric	1997
WILSON, Howard	2014, 15, 16
WILSON, James	1978, 79
WILSON, Lionel	1981, 82, 83
WILSON, Morris	1963
WILSON, Ricky	2003, 05
WINCHESTER, Jeremy	2015, 16
WIND, Ken	1954, 55, 56
WINDHAM, Jim	1958, 59, 60
WINDOM, Albert	1980
WINN, Bryant	1982, 83, 84
WITTEN, Jon	2013
WLOSON, Eric	1994, 95
WOODALL, Dick	1965, 66, 67
WOODARD, Jermain	2001, 02, 03
WOODBERRY, Anthony	1995
WOODRING, Phil	1966, 67, 68
WOODS, Darren	1991
WOODS, Demetrius	2009
WOODS, Marc	2009
WOODS, Tim	1989, 90
WOODY, Nathan	1998, 99, 00
WRIGHT, Eddie	1979, 80, 81
WRIGHT, Elmo	1968, 69, 70
WRIGHT, Harry	1977, 78
WRIGHT, Jimmie	1980
WRIGHT, Red	1959, 60, 61
WRIGHT, Tim	1963, 64, 65
WYATT, Jay	1976, 77, 78
WYATT, J.J.	2001, 02, 03, 04

• Y •

YANCY, Kellan	2005, 06, 07
YOKUBAITIS, Ron	1962, 63
YOUNG, Alfred	1993, 94
YOUNG, Anthony	1986
YOUNGBLOOD, Jason	1989, 90, 91, 92

• Z •

ZAJAC, Mike	1998, 99, 00
ZARATE, Luis	1989
ZAVALETTA, Bart	2002

2017 SEASON

COACHING STAFF

THE COUGARS

SEASON REVIEW

HISTORY & RECORDS



JERSEY NUMBERS

2017 SEASON

COACHING STAFF

THE COUGARS

SEASON REVIEW

HISTORY & RECORDS

• 0 •
Player **Years Played**
 Bubba Broussard 1972

• 1 •
 Glenn Graef 1969
 Bubba McGallion 1974-76
 Randy Thornton 1984-87
 Tracy Good 1989-92
 Donald Douglas 1993
 Julian Pitre 1994
 James Reddish 1995
 Joffrey Reynolds 1999-02
 Delenell Reid 2002
 Wade Koehl 2004-06
 Jeron Harvey 2005-07
 James Francis 2007
 Quinte Williams 2008
 A.J. Dugat 2009
 Darian Lazard 2010-12
 Greg Ward Jr. 2013-16
Garrett Davis 2015 –

• 2 •
 Willie Roberts 1969
 Bubba Broussard 1973-74
 Don Bass 1975
 Anthony Francis 1976-77
 Albert Windom 1980
 Mike Clendenen 1981-84
 Kimble Anders 1987-89
 Daniel Adams 1991-94
 Robbie Wheeler 1995-97
 Hamin Milligan 2000
 Tommie Baldwin 2001
 Harrison Arceneaux 2003
 Donnie Avery 2004-07
 Justin Laird 2005-06
 B.K. Johnson 2009
 D.J. Hayden 2011-12
 Kent London 2013
 Donald Gage 2013-14
Khalil Williams 2014 –
Duke Catalan 2016 –

• 3 •
 D.C. Nobles 1972-73
 Robert Lavergne 1974-76
 James Durham 1981-82
 Gerald Landry 1983-86
 David Dacus 1987
 Mike Adams 1988
 Carlos Leon 1989
 Derrick Reeves 1989
 Jamie Mouton 1989-90, 92
 K.O. Graves 1991
 Gerome Williams 1994-95
 Kendall Williams 1998-00
 KeyKowa Bell 2002
 Chad McCullar 2003
 Brendan Pahulu 2004-07
 Roshawn Pope 2006
 Justin Johnson 2008-11
 Deontay Greenberry 2012-14
 William Jackson III 2013-15
Kyle Postma 2015 –

• 4 •
 Robert Ford 1970-72
 Danny Davis 1976-78
 Earl Allen 1984-85
 Johnny Norwood 1986-88
 Verlon Brown 1990-91
 Keith Jack 1992-93

Ignacio Saucedo 1995-96
 Kenny Hill 1998-99
 Ethan Ross 2001
 Cody Thibodeaux 2002
 RoShawn Pope 2002, 2005
 Kevin Kolb 2004-06
 Rodney Rideau 2006-07
 Ronnie Williams 2010-12
 Daniel Spencer 2013-14
 Tyler White 2015
D'Eriq King 2016 –

• 5 •
 Art Briles 1976
 Elrick Brown 1979
 Butch LaCroix 1980-82
 Mark Davis 1986
 Brian Williams 1989-90
 Darren Woods 1991
 Trace Craft 1992
 Thomas McGaughey 1993-95
 Jason DeGroot 1996-97
 Hanik Milligan 2001
 Kelly Robertson 2001
 Jermain Woodard 2003
 Kendal Briles 2004-05
 Brennan Gleason 2006
 Ernest Miller 2005-08
 Charles Sims 2009, 2011-12
 Turon Walker 2013-14
 John O'Korn 2013-14
Collin Wilder 2016 –

• 6 •
 Frank Scalise 1973-75
 Emmett King 1976-78
 Reggie Vonner 1980-82
 Robert Jones 1983, 85-87
 Tyrone Jones 1989
 Tommy Evans 1992
 Rayford West 1992
 Charles Ross 1994-96
 Vaughn Inniss 1997-98
 Junior Ioane 1999
 Bachie McGruder 2000-01
 Lance Everson 2002
 Anthony Evans 2002-05
 Marcus Ross 2004
 Kellan Yancy 2005-07
 Andre Kohn 2007-08
 William Moore 2011-12
 Larry McDuffey 2013
 Latrell Martin 2015
 Howard Wilson 2014-16
Terry Mark 2016 –

• 7 •
 Pat Orchin 1970-71
 Chuck Fairbanks 1974
 Rickey Maddox 1976-77
 Terry Elston 1979-80
 Quince Harris 1983
 David Klinger 1989-91
 Clay Helton 1993-94
 Joseph Butler 1995
 Ketric Sanford 1996-99
 Heard Robinson 2000-01
 Dustin Bell 2002-04
 Shang Moore 2003
 Chris Pilot 2005-08
 Case Keenum 2007-11
Marquez Stevenson 2016 –

• 8 •
 Howard Ebow 1971-73
 Guy Brown 1974-76
 Brent Chinn 1980
 Troy Bolton 1985
 Kenny Perry 1988-91
 Jason Stoft 1993-94
 Glenn Odell 1998
 Brandon Middleton 2001-03
 Stanford Routt 2001-04
 Ryan Gilbert 2004-05
 Quinte Williams 2005-07
 Chris Gilbert 2006-07
 Sammy Brown 2010-11
 David Piland 2010, 12-13
 Hunter McCoy 2015-16
Emeke Egbule 2015 –

• 9 •
 Terry Peel 1972
 John Ilaa 1974
 Delrick Brown 1977-79
 David Roberson 1981-83
 Steve Spillman 1987-88
 Jay McGuire 1994-97
 Theoran Walker 1998
 William Fields 1999
 Barrick Nealy 2002
 Leonard Gibson 2004
 Perry McDaniel 2005-07
 Joseph Gonzales 2006-07
 Demetrius Woods 2009
 Dewayne Peace 2011-12
Matthew Adams 2014 –
Courtney Lark 2016 –

• 10 •
 Sammy Blount 1955-57
 Pat Studstill 1958
 Larry Lindsey 1960-61
 Tim Wright 1963-65
 Ken Bailey 1967-69
 David Husmann 1974-75
 Gerald Cook 1977-79
 Audrey McMillian 1982-84
 Johnny Jackson 1986-88
 Verlon Brown 1989
 Avery Moore 1990
 Ron Peters 1991-94
 Paul Gipson, Jr. 1992
 Theoran Walker 1997
 Wayne Rogers 1998-2000
 Ronnie Braxton 2001-02
 Kevin Kolb 2003
 Willie Gaston 2003-06
 L.J. Castile 2007-09
 Terrance Broadway 2010
 Zach McMillian 2010-13
 Demarcus Ayers 2013-15
Ed Oliver 2016 –

• 11 •
 Jimmy Dickey 1954-55
 Don Sessions 1959-61
 Dick Woodall 1965-67
 Gary Mullins 1969-71
 Mark Hoffman 1979
 Audrey McMillian 1980
 Robert Myers 1983, 1985
 Andre Ware 1987-89

• 12 •
 Frank Paul 1954, 1956
 Billy Ray Dickey 1957-58

David Bradshaw 1960
 Byron Beaver 1961-62
 Preasley Cooper 1963-64
 Rusty Clark 1968-69
 Kenny Pridgeon 1974-75
 Kenny Hatfield 1976-79
 Lionel Wilson 1981-83
 Reggie Rhodes 1987
 Kevin Samson 1990
 Donald Douglas 1991-92
 Chuck Clements 1993-96
 Blade Bassler 2002-05
 Harry Simon 2006-07
 Tim Mercer 2008-09
 Cotton Turner 2010-11
 Chevy Bennett 2011-12
 Adam Schulz 2014-15
D'Juan Hines 2014 –

• 13 •
 Marshall Johnson 1972-74
 Reid Hansen 1976-77
 Kenneth Peters 1982-83
 David Martel 1986-87
 David Dacus 1988
 Stanley Holmes 1990-91
 Tim McCauley 1990-91
 Thery George 1993
 Jason DeGroot 1995
 Brian Thiebaut 1998-00
 Choni Francis 2000
 Brian Robinson 2001-02
 Farouk Adelekan 2002-03
 Vincent Marshall 2003
 John McGilvray 2005
 Rodney Rideau 2005
 Crawford Jones 2010-12
 Thomas Bates 2010-13
Joel Williams 2015 –
Mason McClendon 2016 –

• 14 •
 Lonnie Holland 1958-59
 Billy Roland 1961-62
 Morris Wilson 1963
 Mike Barbour 1965-66
 Joel DeSpain 1970
 Mark Jermstad 1979
 Dwayne LeBlanc 1985-86
 Roman Anderson 1988-91
 Michael Newhouse 1990
 Chris Maraviglia 1992
 Delmonico Montgomery 1993-94, 96
 Damien Montgomery 1998-00
 Torrence Botts 2001-02
 Ricky Wilson 2003, 2005
 Justin Laird 2004
 Ben Bell 2005-06, 2008
 Tim Mercer 2007
 Aaron Johnson 2010, 12-13
Isaiah Johnson 2015 –

• 15 •
 Don McDonald 1957-59
 Jack Skog 1962-64
 Lionel Phea 1979-81
 Albert Windom 1980
 Johnny Robertson 1988-89
 Hugo Escamilia 1991
 Jimmy Klingler 1991-93
 Tyson Helton 1996-99
 Bubba Teague 2000
 Alvin Lee 2001
 Courtney Sterling 2004-05

Blake Joseph 2006-08
 Broderic Bean 2007
 Richie Leone 2010-13
Linell Bonner 2015 –

• 16 •
 Gerald Ripkowski 1959
 Bo Burris 1964-66
 Richard Harrington 1968-70
 Marty Watts 1972-74
 Alonzo Giles 1975
 Earl Chumchal 1978-79
 John Stankus 1986-88
 Fred Gilbert 1991-92
 Dedric Mathis 1994-95
 Jason McKinley 1997-00
 Nick Eddy 2001-02
 Courtney Brooks 2003-04
 Jordan Brown 2005-07
 Jordan Mannisto 2008-11
 Adrian McDonald 2012-15
Ka'Darian Smith 2016 –

• 17 •
 Gus Hollomon 1965-67
 Joe Rust 1974-75
 Bernard Giddings 1984-85
 Ed Powers 1987
 Nelson Howard 1989
 Jerry Parks 1990-91
 Gerome Williams 1993
 Trace Craft 1994
 Tobian Johnson 1995-96
 Bachie McGruder 1997
 Greg Holte 1998, 2000-02
 Vincent Marshall 2004-06
 James Francis 2006
 Teric Williams 2007
 Austin Elrod 2010-12
 Chris Cermim 2011-12
Chauntez Jackson 2013-15
Terry Mark 2016 –

• 18 •
 Don Flynn 1954-56
 Allen Sumnerford 1968-69
 Jeff Bouche 1971-73
 David Barrett 1978-80
 Brian Williams 1987-88
 Zach Chatman 1989-91
 Charles West 1993
 Damion Johnson 1994-96
 Orlando Iglesias 1997-99, 2001
 Harrison Arceneaux 2002
 Will Gullely 2002-04, 06
 Matt Stanley 2003
 Wesley Scourten 2007-08, 10
 Mark Roberts 2011-12
 Lee Hightower 2014-15
 Michael Eke 2016
Keith Corbin 2016 –

• 19 •
 Del Stanley 1971-72
 Joe Rust 1973
 Jay Wyatt 1976-78
 Brent Chinn 1980
 Simon Fletcher 1982-84
 Simon Rodriguez 1986-89
 Chandler Evans 1991
 Donald Moffett 1992-93
 Chad O'Shea 1994-95
 Micah Malone 1996-99
 Jeremy McCardell 2000-02

J.J. Wyatt 2001-04
 Tristen Robertson 2004-05
 Anthony Reasno 2007
 James Cleveland 2009-10
 Shane Ros 2010-12
 Derek McLemore 2014
Javian Smith 2016 –

• 20 •
 Pat Studstill 1959
 Joe Lopasky 1962-64
 Jim Pat Berger 1965-67
 Nick Holm 1970-71
 Elvis Bradley 1976-79
 Vernell Ramsey 1986
 Jason Phillips 1987-88
 Emmanuel Hazard 1989-90
 Kenton Williams 1995
 Devon Pender 1996, 1998
 Alvin Lee 2000
 Mialon Collins 2004
 Rocky Schwartz 2005-07
 Terrance Ganaway 2007
 Devin Mays 2009-10
 Colton Valencia 2011-12
Roman Brown 2015 –
Kaliq Kokuma 2015 –

• 21 •
 Harold Lewis 1956-58
 Lynn Hoffman 1961
 Billy Smith 1962-64
 Steve Smith 1970
 Donnie McGraw 1973-75
 Eric Herring 1977-80
 Greg Purcell 1983-85
 Cornelius Price 1988-89
 Sherman Smith 1990-93
 Gerome Williams 1992
 Scott Regimbald 1996-99
 Leif Penn 2000-01
 Levi Gaston 2002
 Harold Taylor 2004-05
 Brandon Brinkley 2006-09
 Jacky Candy 2010
 Eric Eiland 2012-14
 Markeith Ambles 2014
 Chance Allen 2015-16
Ralph Harvey Jr. 2015 –

• 22 •
 Joe Bob Smith 1954-56
 Claude King 1957-59
 Gene Ritch 1960-62
 Mike Spratt 1963-65
 Don Bean 1966-67
 Clarence Shelmon 1973-74
 Randy Love 1976-78
 James Dixon 1987-88
 Marcus Grant 1990
 John H. Brown 1991-94
 Aaron Bluiitt 1994-96
 Emile White 1997-00
 Victor Malone 2001-02
 Anthony Alridge 2005-07
 T.J. Lawrence 2005-07
 Loyce Means 2008-10
 Ryan Jackson 2012-15
Austin Robinson 2016 –

• 23 •
 Robert Sanders 1959
 Bill Van Osdel 1961
 Ken Hebert 1965-67
 Elmo Wright 1968-70
 Bryan Willingham 1972-74



JERSEY NUMBERS

Harold Fields	1977-78
C.D. Byndom	1982-83
Everett Brown	1985-88
Stephen Harris	1991-92
Charles Spencer	1993-94
Antowain Smith	1995-96
Kendall Williams	1997
Mike Green	1998-99
Jesse Sowell	2001-02
Carl Francis	2003-04
Carson Blackmon	2007-09
Trevon Stewart	2012-15

• 24 •

Donn Hargrove	1954-55
Don Mullins	1958
Ken Bolin	1959-61
Paul Reinhardt	1962
Dick Spratt	1964-66
Robert Giblin	1972-74
Fred Snell	1977-78
Dinky Edwards	1979
Albert Pope	1983-84
Derrick Hoskins	1986-87
Jason McDonald	1992
Stedmon Forman	1995-98
Jason Parker	1999-01
Courtney Sterling	2003
Roshawn Pope	2003
Bobby Tillman	2003
Tim Monroe	2006-09
Dasmond Payne	2007
Kent Brooks	2010-13
Jeremy Winchester	2015 –

• 25 •

Donald Bloom	1954
George Hamilton	1965
Mike Simpson	1966-68
Don Sebastian	1976
Tommy Ebner	1978-79
DeWayne Calloway	1981-83
Chip Browndyke	1985-87
Mecridric Calloway	1988-89
John W. Brown	1990-93
Kenneth Jones	1991-93
Tony Williams	1993
Freddie Fisher	1995
Frederick Conley	1998-99
Mike James	1998-99
Brennan Gleason	2005
DeMario Williams	2006
Bryce Beall	2008-11
Jeremy Smith	2009-10
Alex Tillman	2012-13
Javin Webb	2015
Dillon Birden	2016 –

• 26 •

Ronnie Powledge	1963
Dick Post	1964-66
Burl Fuller	1971-72
Anthony Francis	1975
Kraig Thompson	1988-89
Daniel Johnson	1990-91
Lamar Smith	1992-93
Ryan Burton	1994-97
Reggie Medlock	2000-02
Roy Otis	2004-06
Chris Wilson	2009-10
Brandon Wilson	2013-16

• 27 •

Wade Phillips	1966-67
Carlos Lopez	1969-70
Reggie Cherry	1972-74
Kenzie Foley	1977
James Holmes	1982-83
Kevin Tuggle	1987-88
Brisket Howard	1991-92
Alfred Young	1993-94
Malik Ledbetter	1996
Jerrian James	1998
Frederick Conley	2000
Roland Cola	2002-03
Jackie Battle	2003-06
Stephen James	2008
Daniel Spencer	2011-12
Desmond DeBose	2015

• 28 •

Jim Strong	1968-69
Tommy Kaiser	1972-73
John Newhouse	1978-80
Lonnie Stokes	1981-82, 84
Chuck Weatherspoon	1987-90
Marcus Smith	1997-98, 2000
Chad Davis	2001-02
Josh Hairston	2004
Kenneth Fontenette	2005-08
Jeffery Lewis	2009-12
Tyler White	2014
Josh Burrell	2016 –

• 29 •

Calvin Achey	1967-69
Kenzie Foley	1978
Larry Shepherd	1982-85
Franky Thomas	1987
Alton Montgomery	1988-89
Lorenzo Dickson	1991-92
Ed Sai	1995-96
Tommie Baldwin	1998-00
Jermain Woodard	2001-02
Perry McDaniel	2004
Randall Antoine	2007
Michael Hayes	2010-11

• 30 •

Owen Mulholland	1955-56
Hilmer Potcinske	1958-59
Frank Brewer	1962-63
Dennis Collins	1964
Puddin Jones	1971-72
Charles Lynch	1975-77
James Durham	1980
James Brown	1982
Orsby Crenshaw	1983, 85-86
Chris Lewis	1988
Tyrone Davis	1990-92
Tommy Guy	1991-93
Bobby Rodriguez	1993-95
Michael Kinslow	1996-97
Clint deGroot	1998-01
Ryan Traweek	2005
Matt Nicholson	2006-08, 10
Earl Foster	2012-15
Andrew Robertson	2016

• 31 •

Kennie Stegall	1954
Rocky Hernandez	1962
Phillip Jones	1968-69
Randy Peacock	1970-72

Dyrall Thomas	1975-77
TiAndre Sanders	1990-93
Damon Terrell	2000
Bart Zavaletta	2002
Gerard Daniels	2004
Kenneth Atkins	2007
Kris Johnston	2009-11
Hayden Daniels	2014
Logan Piper	2014-15

• 32 •

Donnie Caraway	1955-56
Charlie Rieves	1959-60
Robbie Williams	1967
Ted Heiskell	1969-70
Alois Blackwell	1975-77
Allen Polk	1979-81
Mat Pierson	1984-86
Ted Pardee	1989-90
Halley Spencer	1997
Mike Zajac	1998-00
Matt Schirmer	2001-04
Jamal Robinson	2007, 09-10
Damian Payne	2011-13
Khari Dotson	2016 –
Kevin Justice	2016 –

• 33 •

Jim Baughman	1954
Curley Johnson	1954-56
Jim Kuehne	1960
Larry Broussard	1960-62
Larry Lantz	1965
Mike Parrott	1969-70
Hal Roberts	1971-73
Kenneth Perry	1975-77
Eddie Wright	1979-81
Raymond Tate	1984-86
Tim Woods	1989-90
Lawrence McPherson	1993
Bryant Henderson	1995, 97
William Pettis	1999
Ronnie Braxton	2000
Damian West	2002-03
Joseph Gonzales	2004-05
Shomari Williams	2007
Marcus Williams	2012

• 34 •

Mike Michon	1956-57
Richard Elliot	1960
Bobby Brezina	1961-62
Carlos Bell	1967-68
Joey Baker	1969
Todd Williamson	1973-74
Bobby Harrison	1977-79
Donald Jordan	1982-83
Ted Pardee	1988
Carlos Leon	1990-91
Jermaine Williams	1994-96
Sam Hairston	1997-00
Cody Lubojasky	2005-08
Randall Hollimon	2011-14
Mulbah Car	2016 –

• 35 •

Jim Kuehne	1958
George Nordgren	1965-67
Larry Houston	1975
Lester Price	1975
Donnie Love	1978-81
Tim Britton	1986

Luis Zarate	1989
Preston Bailey	1989-90, 92-93
Mike Jones	1994
William Fields	1996-98
Antoine Johnson	1999
Carl Francis	2002
Todd Cox	2004-05
Loyce Means	2007
Tyron Carrier	2008-11
Kenneth Farrow	2012-15

• 36 •

Mike Sanders	1963
DeWayne Bowden	1983-84
Glenn Montgomery	1985
John Gaston	1987-90
Larkay James	1992, 94-95
Stewart Carpenter	1993
Eric Wilson	1997
Michael Huebner	2001
j.T. Rudd	2006
Gino Collins	2011
Nomluis Fruge	2014 –

• 37 •

Johnny Peacock	1966-68
Albert Newhouse	1978
Buddy Coleman	1988-89
Stanley Holmes	1992-93
Thomathan Good	1994-97
Jonathan Robinson	1998
Chris Robertson	2001-02
Rocky Schwartz	2004
D.J. Jones	2010
Luke Stice	2012-14

• 38 •

Billy Polson	1954
Brett Bowers	1959
Calvin Eason	1980-82
Percy Hines	1986-87
Torin Polk	1991
Kevin Batista	1991
Dustin Carr	1992
Cedric Hardeman	1996-98
Bobby Tillman	2001
Thomas Gafford	2001-04
Jake Ebner	2006-08
George Bamfo	2010-13
Dylan Seibert	2013-14

• 39 •

Charles Ford	1969-70
Mark Mohr	1974-76
Willie Adams	1977-78
Chris Ellison	1987-89
Keith Whitley	1991-92
Damon Harris	1996
Halley Spencer	1998
Jonathan Robinson	2000
Travis Griffith	2004
Justin Brewster	2006
Carson Blackmon	2006
Roisean Haynes	2008-10
Steven Alkens	2013-14
Kyle Bullard	2013-15

• 40 •

Tommie Bailes	1954
Ronnie Logan	1955
Earl Kaiser	1956-57
Dicky Mauldin	1958

Mike Carew	1960
Reggie Madison	1967
Earl Thomas	1968
Thomas Ward	1970-71
Roger Mayes	1972-74
Grady Turner	1979-81
Michael Simmons	1985
Henry Lewis	1988-89
Glenn Cadrez	1990-91
Derrick Boxill	1995
Kairon Hill	1998-01
Tim Feathers	2000-02
Delithro Bell	2001-04
Brandon Richard	2007
C.J. Cavness	2007-09
Braxton Welford	2011-12
Sam Martin	2013

• 41 •

Jim Cravens	1954
Kennie Stegall	1955
Gene Ward	1956-57
Don Mullins	1959-60
Jerry Kruse	1961
Joe Rafter	1963-65
Mike Smith	1964
Mike Johnston	1967-69
Bill Hamrick	1971-72
Eddie Foster	1974-76
Kelly McDonald	1980-81
Paul Smith	1987-88
Chris Pezman	1991-92
Leif Penn	1998-99
Arthur Gissendaner	2000-01
Trent Allen	2005-07
Nick Saenz	2008-11
Steven Taylor	2013-16
Joel Scarbrough	2016 –

• 42 •

Tommy Hall	1955
Eddie Mitchamore	1959-61
Wally Ludtke	1962-64
Warren McVea	1965-67
L.D. Rowden	1969-70
David Hodge	1975-76, 78-79
Dwayne Love	1982-83
Sloan Hood	1984-86
Eric Blound	1989-92
Tywon Guy	1993
Jason Brown	1995-97
T.J. Light	1998-99
Corbin Mozisek	2001-03
Chris Mitchell	2006-07
Jessie Harrison	2007
Phillip Steward	2009-12
Terrell Douglas	2012
Adrian Bennett	2013

• 43 •

Curley Johnson	1954-56
Bobby Brezina	1960
Bill McMillan	1961-63
Paul Shires	1967-68
Ronny Peacock	1969-71
James Wilson	1978-79
Robert Durham	1981-82
Larry Ball	1987-88
Fred Lewis	1989
Lawrence McPherson	1992
Chris Jones	1994
Waymond Ervin	1998-99
Brandon Middleton	1999

Jonathan Robinson	1999
Jimmy McClary	2001-03
Tyrell Graham	2008-09
Brian Smelek	2009
Austin Wilson	2010-13
Justin Hicks	2013-14
Leroy Godfrey	2016 –

• 44 •

Paul Sweeten	1957
Jim Kuehne	1959
Billy Richardson	1960
Lynn Hoffman	1961
Tom Paciorek	1965-67
Leonard Parker	1971-73
John Housman	1974-76
Mike Black	1978
Greg Harmon	1980-82
Gary McManus	1985-86
Robert McDade	1988-89
Ryan McCoy	1990-93
Mike Parker	1994-97
Hanik Milligan	2000
lamin Milligan	2001
Lance Everson	2003-05
Tyler Chambers	2009
Brannon Beasley	2011
Desmond Pulliam	2012
Elandon Roberts	2013-15

• 45 •

Jack Patterson	1954
Larry Negriff	1963
Phil Woodring	1966-68
Dallas Wiggins	1979, 81-82
Israel Martin	1984-85
Tyler Mucho	1989-92
George Pratt	1994-95
Chad Shaw	1997
Jeremy Maxon	1998-99
Bryant Brown	2001, 03-04
Britton Maxwell	2006, 2008
Tommy Skinner	2007
Lloyd Allen	2011-12
Tyler McCloskey	2013-16

• 46 •

Paul Gipson	1967-68
Robert Newhouse	1969-71
Milton Ward	1972
Steve Gillioz	1975
Anthony Young	1986
Lamar Lathon	1987-89
Tracy Gentry	1990-91
Demond James	1994
Wayne Rogers	1997
David Williams	1998-00
Waymond Ervin	2001
Jamie Green	2003
Keith Akina	2004
Matt Hogan	2009-12
David Mason	2012
Trevor Harris	2013-14
Jordan Milburn	2016 –

2017 SEASON

COACHING STAFF

THE COUGARS

SEASON REVIEW

HISTORY & RECORDS



JERSEY NUMBERS

2017 SEASON

COACHING STAFF

THE COUGARS

SEASON REVIEW

HISTORY & RECORDS

• 47 •

Tom Mozisek	1970-71
Kirk Russell	1989-90
Dedric Mathis	1992-93
Louis Hampton	1996-96
Mike Clark	1999-00
Dustin Bell	2001
Scott Lee	2005-06
John McIntyre	2008-09
Marcell Bates	2012
Ty Cummings	2014-16

• 48 •

Ray Mullins	1970
Alton Harvey	1978
Larry Curry	1980
Andy Sexton	1985, 87-88
Kevin LaBay	1989-90
Michael Newhouse	1991-93
Keon Banks	1994-97
Jeff Patterson	2000
John Harrell	2003
Raymond Alake	2007
Marc Woods	2009
Brian Smelek	2009
Brannon Beasley	2012

• 49 •

Bob Brumley	1968-70
Deyrl McGallion	1971-73
Gary Drake	1974-76
Leo Truss	1980-81
Kevin Alexander	1983-85
Derrick Price	1987-88
Nigel Ventress	1991-92
Reggie Davis	1994-97
Brian Freeman	1998
Jason Parker	1998
Bachie McGruder	1999
James Fitch	2004-05
Derrick Mathews	2011-14
Blake Hirsch	2016 -

• 50 •

Danny Cranford	1958-59
Bill Leech	1960
Mike Bolin	1969-71
David Roland	1981
Robert Harper	1984-87
Jay Jenkins	1990
Brad Tincher	1994
Ahmad Charles	1995, 97-99
Kyle Brown	2000
Wade Koehl	2003
John Harrell	2004
Efrem Oliphant	2010, 12-14
Aymiel Fleming	2016 -

• 51 •

Dick McKinney	1955-57
James Broussard	1963
Skippy Spruill	1966
Bill Bridges	1968-69
Chuck Brown	1976-78
Weedy Harris	1980-82
Gary McGuire	1985-87
Vaughn Washington	1996
Percy Forman	1998-99
Al James	2001-02
Shomari Williams	2006
Jon Witten	2012-14
Rasheed Tynes	2015 -
Na'Ty Rodgers	2016 -

• 52 •

Burr Davis	1956-58
John Semian	1959-60
Red Wright	1961
David Childers	1964-65
Craig Robinson	1969-70
Glenn Riske	1971-73
Ross Echols	1975-76
Mike Black	1980
Paul Hearn Jr.	1986-88
Chris Pezman	1990
Ryan Mounds	1992
Wayne Wheeler	1994
Jason Hoelscher	2000
Jordan Shoemaker	2007
Jerard Carter	2015 -
Braylon Jones	2016 -

• 53 •

Danny Birdwell	1960-61
Ron Yokubaitis	1962-63
Greg Brezina	1965-67
Benny Fry	1970
Robby Brezina	1985
Wade Barron	1991
Kacy Jones	1994
Justin Davis	2001-02
Phillip Hunt	2005-08
Nolan Frese	2013-15
Alex Fontana	2016 -

• 54 •

Tom Dimmick	1954-55
Phil Muscarello	1956
Howard Evans	1957-59
Ken Chancellor	1961-62
Will Allen	1963
John Eaker	1965
Glen Lewis	1969-70
Vincent Greenwood	1975-77
Joe Keys	1978-80
Bryant Winn	1982-84
Jay Jenkins	1988
John Morris	1990-91
Truett Novosad	1996-98
Jake Ebner	2005
Nicholas Thurston	2009
Everett Daniels	2011-12
Cameron Doubenmier	2015 -

• 55 •

Billy McIlroy	1954-56
Joe McDonald	1957-58
Bobby Reynolds	1962
Barry Sides	1964-66
Glenn Graef	1967-68
Leroy Fisher	1971
Bert Schupp	1972-74
Jim Pier	1976-77
Todd Schoppe	1983-85
Tim Britton	1987
Brad Whigham	1990
Kelvin McKnight	1990, 93
Chad Shaw	1994-96
Jason Hoelscher	1998
Travis Griffith	2002
Ashley Subingsubing	2003-04
Byron Alfred	2005
Marcus McGraw	2008-11
Davonte Thomas	2014-16

• 56 •

Mike Ilaoa	1974
Randy Swisher	1979-80

Glenn Montgomery	1986-88
Linton Weatherspoon	1990-91
Eric Woloson	1994-05
Al James	2000
Cody Pree	2005-08
Tyrone Campbell	2009-10
Vincent Hall	2014
Damien Parris	2014-15

• 57 •

Johnny Jones	1964-65
Ron Herman	1968
Paul Humphreys	1974-76
Roosevelt Johnson	1975
Brian Wilkinson	1981-82
Stan Forney	1988-89
Terrance Mouton	1992
Anthony Woodberry	1995
Charlie Jordan	1996
Arthur Gissendanner	1998-99
Raul Williamson	1998-00
Lance Phillips	2000-01
Jeff Akeroyd	2004-07
Carl Barnett	2006-09
Matangi Tonga	2010

• 58 •

Bill Jones	1973
Mike Spradlin	1975-76
Mickey Thompson	1980
Corky Gore	1986, 1988
Charles Bowman	1989-90
Tony Nichols	2000
Quantaa Jackson	2001-02
Jasmine Martel	2007
Bryce Redman	2011-14

• 59 •

Frank Ditta	1969-71
Harold Evans	1972-74
Calvin Darnell	1977, 1979
Ronald Hall	1983-84
Tyrone Jones	1986-88
Kevin Bleier	1991-92
Jack Hansen	1994-95
Waymond Ervin	2000
Kenneth Atkins	2006
Sebastian Vollmer	2005, 07-08
Kelvin King	2009-12
Zorrell Ezell	2016

• 60 •

Rudy Spitzenberger	1955-56
Charlie Patterson	1958
Bill Howell	1961-63
Cliff Larson	1966-68
Kent Branstetter	1970-71
Gerald Hill	1972-74
Sonny Privett	1975, 77-78
Bobby Grimes	1980-82
Jaryd Anderson	2007, 29-10
Alex Cooper	2012-15

• 61 •

Jack Barnes	1954
Jim Martin	1955
John Semian	1958
Ed Bleier	1960
Charles Guerrant	1964-65
Buddy Stohrer	1971-73
Grady Ebensberger	1976-78
Terry Moser	1986, 88
Greg Whitty	1990-91, 93
Mike Knepfer	1996

Byron Alfred	2004
Ryan Deshotel	2016 -

• 62 •

Coy Gammage	1955-56
Dick Kirtley	1959-61
Basil Freeman	1962-63
Pat Pryor	1967-68
Billy Kidd	1979, 81-82
Frank Bryan	1986-89
Eric Harrison	1992-94
Ryan Hendrickson	1998-99
Donald Mayo	2001
Kade Lane	2002-05
Jarrid Williams	2016 -

• 63 •

John Kelly	1962-63
Jim Arthur	1967-69
Ken Baugh	1972-73
Darrell Jackson	1983-85
Craig Veasey	1987-89
Stephen Dixon	1992-93
Steven Williams	1994-95
Kevin Forsch	2010-13
Ben Dew	2014-15
Marc Reid	2016

• 64 •

Ronnie Johnson	1961-62
Calvin Enderli	1963-64
Larry Perez	1966-67
Butch Brezina	1970-71
Larry Keller	1972-74
Dennis Greenawalt	1978-79
Craig McGallion	1980-82
Keith Jenkins	1986-88
Joe Wheeler	1993
Jeff Medford	1996-99
Josh Demarr	2000-01
Michael Bloesch	2005-08
Ty Cloud	2010-13

• 65 •

John Peters	1955-57
Jim Windham	1958-60
Demaree Jones	1961-63
Jerry Gardner	1966-68
Jack Faniel	1978-80
William Gant	1985-88
Greg Jones	1990
Jason Youngblood	1992
Nathan Woody	1998-00
Tate Stewart	2005-06
Carter Wall	2015

• 66 •

Wayne Shoemaker	1954-55
Dewey Wade	1958
Wilbert Patterson	1962-64
Wade Phillips	1968
Steve Cloud	1969-71
Ramon Rosales	1975-77
Robert Jones	1978-80
Del Montgomery	1987-88
Stephen Hinze	1990-91
Ben Fricke	1995-97
David Midyett	2000
Byron Alfred	2006
Austin Lunsford	2012-13

• 67 •

Verle Cray	1954
Ken Watson	1956

Bill Campbell	1958
Rich Stotter	1965-67
Mike Gisler	1989-91
Ronnie Price	1994-95
Darnerius Watson	2000-01
Jaron Barganier	2002-03
Sterling Doty	2004-06

• 68 •

Charles Caffrey	1957-58
Richard Elliot	1961-62
David Bourquin	1970-72
Val Belcher	1973-76
Jim Wells	1977, 79
Daniel Greenawalt	1983
Byron Forsythe	1986-89
Brad Whigham	1991, 1993
Mike Smith	1994, 98
Greg Brown	1997-99
Tyrone Green	2001-02
Brandon Evans	2003
Mark Kimmey	2005
Travis Cross	2014

• 69 •

Jim Blackstone	1954-55
Jim Joplin	1956
Johnny Branson	1959-61
Don Caballero	1964-65
Ron Herman	1969
Max Vater	1973-74
Jim Wells	1976
Tommy Alexander	1980
Greg Brown	1995
Charles Johnson	1996-97
Josh Tubbs	2000
James Hong	2003
Jerrold Butler	2006
Ralph Oragwu	2010-13
Will Noble	2015 -

• 70 •

Dewey Wade	1957
Jim Colvin	1958-59
James Brasher	1963
Dick George	1965
Bill Cloud	1966-68
Bobby Orr	1975-76
Leonard Mitchell	1977-80
Bo Linden	1981-82
Frank Alcazar	1985
Charles Bowman	1987
Darrell Clapp	1990-92
Drew Lowery	1998-99
David Douglas	2002-05
Isaiah Agson	2006-08
Chris Thompson	2008-11
Mac Long	2014-16

• 71 •

Gene Myers	1954
Buddy Terry	1955-56
Tom Pierce	1958-59
Bobby Reynolds	1963
Paul Otis	1964-66
Bob Kyle	1969-71
David Brooks	1973-74
W.C. Ranson	1981-82
Joey Banas	1986-89
Kenny Robbins	1991-93
Josh Lovelady	1997-00
Roy Swan	2002-05
Josh Bell	2007-08
Zach Johnson	2012-15

• 72 •

Lavell Isbell	1954-55
Tom Boyd	1956
Joe Bob Isbell	1960-61
Gus Brezina	1962-64
Bill Pickens	1966-67
Dale Dickey	1970
Charles McKinney	1974
Ricky Dominigue	1975
Duane Losack	1982-83
Jack Meyer	1986
Jason Jessup	1989-90
Louis Hampton	1995
Jeremy Griffith	1998
Grover Thompson	2000
John McGilvray	2002-04
Gavin Stansbury	2014
Emeka Okafor	2013-14
Mason Denley	2015 -

• 73 •

Conrad Martin	1960
John Magee	1961-62
Mike Landry	1963
David Schneider	1968-69
Don McIntosh	1972-74
Theodis Williams	1975, 78-79
Scott Marshall	1981-83
Mike Holley	1988-89
Steve Matejka	1990
Jeff Mathews	1995-96
Chris Redding	2001-02
Dustin Dickinson	2004-07
Jordan Shoemaker	2008-10
Blake Herman	2012
Colton Freeman	2015

• 74 •

Joe Raitano	1955-56
Murdoch Hooper	1959-61
Robert Taylor	1962
James Wheat	1963
Luke Stungis	1971-72
Michael Wharton	1982, 84
Jayson Davis	1987-90
Truett Akin	1992-94
Wilbert Brown	1995-98
Chris Wheeler	1999-02
Si'Vincent Rogers	2004, 06, 08
Roy Watts	2009-10
Rowdy Harper	2011-14
Josh Jones	2016 -

• 75 •

Rod Carpenter	1954-55
Oliver Murray	1957
Gerald Deen	1960-62
Jay Dudley	1963-65
Ron Thornburg	1968-69
Lee Canalito	1973-74
Melvin Jones	1976-79
Ray Rogers	1982-84
Norman Adams	1988-89
Marcus Vidrine	1993
Leonta Rheams	1994-97
Lee Ingersoll	2000-01
Phil Hawkins	2002-04
Jarve Dean	2009
Taylor Jordan	2010
Josh McNeil	2011-13
Marcus Oliver	2014 -



JERSEY NUMBERS

• 76 •

Charlie Brown	1956-58
Jim Norris	1959-61
Ken Bergquist	1963
Chuck Odum	1968
Willis Williams	1976-77
Brian Teykl	1983-84
Jimmy Herndon	1992-95
Patterson Owens	1997-98
Rex Hadnot	2000-03
Jacoby Ashworth	2009-12

Kameron Eloph 2015 –

• 77 •

John Dearen	1954-55
Wiley Feagin	1958, 60
Joe McDaniel	1970
Bill Lewis	1971
Everett Little	1973-75
Tommy Alexander	1980
Dale Hubert	1985
Clay Cain	1986
James Bevil	1989-91
Jeff Tait	1992
David Roberts	1993-96
Patrick Boatner	1998-01
Rufus Williams	2002
Matt Mattox	2003
Blake Sargent	2010

• 78 •

Dalva Allen	1954-56
Hogan Wharton	1957-58
Bill Brown	1959-61
Charlie Fowler	1964-66
Royce Berry	1968
Charlie Moore	1969-71
Phil Hahn	1972
Wilson Whitley	1973-76
Hosea Taylor	1977
Maceo Fifer	1980-82
Gary Heitmann	1984-85
Phillip Speight	1990
Jeff Tait	1991
Mark Gray	1994
Justin Stille	1996-99

• 79 •

Wayne Geddes	1954-55
Don Boudreaux	1956-57
Pete Nikirk	1961-62
David Cruthirds	1972
Kevin Rollwage	1975-77
Alvin Burns	1983
Leroy Truitt	1988-90
Joe Wheeler	1992
Billy Milner	1993-94
Marcus Spriggs	1995-96
Jabari Beauford	1998-01
Gerard Richard	2002-05
Matt Hart	2006-06
Isaiah Thompson	2010
DeAnthony Sims	2011-13

Josh Thomas 2014 –

• 80 •

Robert Turnbull	1954
Charles Mallia	1957
Buddy Hodges	1960-61
Don Petty	1963-64
Jerry Drones	1967-69
Sam Proctor	1978-79

Anthony Ketchum	1983-85
Jason Jessup	1987-88
Craig Hall	1992
Chris Herold	1994
Mike Derouselle	1996-99
Josh Carethers	2004-05
Rodney Hannah	2006
Chase Turner	2007-09
Demetrius Woods	2009
Donald Gage III	2015

• 81 •

Gerald Reed	1954
Norman Giles	1956
Errol Linden	1959-60
Carl Cunningham	1964-66
Mark Bugaj	1968
Fred Snell	1976
Willie Lawson	1984
Paul Smith	1989
Charles Langston	1990
Marcus Grant	1991
Thomas McGaughey	1992
Joey Mouton	1993-95
Maurice Bryant	1997
Daniel Belcha	1998
Kyle Brown	2001
Norbie Juist	2005-08
Fendi Onobun	2009
Larry McDuffey	2012-13
Tyus Bowser	2013-16

• 82 •

Ronnie Emberg	1954-56
Jim Colvin	1957
Milton Perkins	1960-62
Mickey Thompson	1963-64
Tom Beer	1965-66
Bob Long	1967-68
Hubert Miller	1978-80
Kevin Johnson	1983, 85
John Brown III	1990-91
Chann Chavis	1994
Brian Robinson	1999-00
Stephen Cucci	2002, 04
Chris LaMark	2005
Chaz Rodriguez	2007-09
Chance Blackmon	2011-12

Romello Brooker 2015 –

• 83 •

Joe Bill Bradley	1954
Buddy Boek	1955-56
Dean Bass	1960
Mickey Don Thompson	1965
Paul Daulong	1967-68
Mack Mitchell	1972-74
Robert Oglesby	1975-76, 78-79
Patrick Cooper	1987-90
Rodney Griffin	1995-96
KeyKowa Bell	1999-00
John Tyson	2001-02
Patrick Edwards	2008-11
Andrew Rodriguez	2012-13

Derek McLemore 2016 –

• 84 •

Frank Paul	1955
Bob Borah	1956-58
Joe Bob Isbell	1959
Bob Barnett	1960-61
Bill Van Osdel	1962

Mike Payte	1963-65
Don Bass	1976-77
Leon Felder	1981
Carl Hilton	1982-85
Greg Jones	1988-89
Taron Phillips	1992
Jason Halstead	1994-95
Jonathan Dennis	1996-98
Nate Williams	1999
Grover Thompson	2001
Jon Clark	2002
Kierrie Johnson	2008-10
Wayne Beadle	2013-14

• 85 •

George Hynes	1954
Lidney Thompson	1957-58
Ben Howe	1960-62
Charlie Hall	1967
Garrett Jurgajtis	1977-79
Edward Thomas	1986-89
Bryan Murray	1990
Julian Pitre	1992
Jason deGroot	1994
Richard Edwards	1995-96, 98
Stephen Cucci	1999-00
Gerard Daniels	2001
Brian Boehm	2006
Kenneth Bibbins Jr.	2010, 12

John Leday 2013 –

• 86 •

Jim Cravens	1955
Danny Birdwell	1959
Albert Gustamente	1960
Clem Beard	1961-63
Jim Dyar	1965-66
Robert Hall	1967
Riley Odoms	1969-71
Miller Bassler	1973-74
Jimmie Wright	1980
Mike Rhodes	1985-86
Kevin Mason	1987-89
Charles Langston	1991
Ivan Luna	1998
Mark Hopkins	2000, 02-04
Biren Ealy	2006
Brandon Hartson	2009-12
Casey Martin	2012

• 87 •

Bob Blevins	1956-57
Tom Beasley	1958
Red Wright	1959-60
Monroe Brewer	1961
Ricky Terrell	1971-73
Milton Watson	1980-82
Kody Smith	1987-88
Jonathan Pritchett	1998-99, 02-03
Travis Griffith	2003
Mark Hafner	2005-08
Hayden Daniels	2015

Alex Leslie 2016 –

• 88 •

Ben Wilson	1954
Webb Bishop	1955-56
Don Brown	1957
John Henderson	1958
Wiley Feagin	1959
Horst Paul	1962-64
Royce Berry	1965-66

Earl Thomas	1969-70
Steve George	1971-72
William Franklin	1974
Alvin Ruben	1978, 80-81
Reggie Burnette	1987-90
Nahala Johnson	1991-93
Maurice Bryant	1996
Ed Kelley	1997-98
Michael Huebner	2000
Kendrick Goss	2001-04
Leonard Gibson	2003
E.J. Smith	2008-11
Xavier Maxwell	2012-13

Steven Dunbar 2014 –

• 89 •

Ken Wind	1954-56
Randall Dorsett	1958-60
George Caraway	1966
Mike Welch	1973
Eugene Lockhart	1981-83
Craig Alexander	1988-90
Sam Faaita	1991
Steven Williams	1992-93
Otis Grant	1993-95
Jeremy McCardell	1999
Shawn Broadus	2000
David Midyett	2001
Matt Mattox	2002
Matthew Stolt	2007
Isaiah Sweeney	2010-12
Byron Simpson	2016

• 90 •

Larry Satcher	1966
Lennard Coplin	1974-76
Hosea Taylor	1978-80
Dennis Kennedy	1986-87
Carlos Chester	1994-95
Adriano Belli	1996-99
Joe Clay	2001-04
L.C. Kirkpatrick	2005-06
Eli Ash	2006-08
Zeke Riser	2009, 11-12

Zach Vaughan 2015 –

• 91 •

Otis Stewart	1968-69
Mark Ford	1979-81
Kenneth Bluntson	1985
Ulric Roberson	1993-94
Gary Haynes	1995-96
Nikia Adderson	1999-00
Bryan Hill	2001-02
Tate Stewart	2007-08
Radermon Scypion	2009-12

Nick Thurman 2014 –

• 92 •

Daryl Wilkerson	1977-79
Kevin Allen	1986
Marlon Fouts	1992-95
Mike Knepper	1997-99
Adrian Lee	2001-02
Billy Hartford	2006-07
DeAnthony Sims	2009
Joey Mbu	2011-14

• 93 •

Mickey Thompson	1980
Mike Gisler	1988
Rusty Foster	1994-97

Mike Waddel	1998
Jeff Patterson	1999
Eddie McCray	2003
Brian West	2007
Ameen Behbahani	2009-12
B.J. Singleton	2013-16

• 94 •

Eddie Gilmore	1983-85
Tray Hooper	1987-90
Steve Clarke	1991-92
Mike Meux	1993-94
Antoine Simpson	1996-97
Kevin Payne	1998-99
Matthew Bentley	2002-04
Mamoon Barbandi	2007
Cory Johnson	2008
Cameron Malveaux	2013-16

• 95 •

Raymond Robinson	1981
T.J. Turner	1982-85
Craig Veasey	1986
Greg Brinkley	1990
Cody Avants	1992
Ben Fricke	1994
Mike Fuller	1996
Vaughn Washington	1997
Sharod McGowan	2002
David Hunter	2008-11
Tomme Mark	2012-15

• 96 •

Harry Wright	1977-78
Alfred Oglesby	1987-89
Allen Aldridge	1990-93
Jonathan Dennis	1995
Robin Tremblay	1998-01
Jessie Bryant	2002
Ricky Barela	2004-06
Fred Agho	2006-07
Jeremiah Farley	2010-14

• 97 •

Darren Warren	1986-89
Sebastian Villarreal	1995-97
Joey Saavedra	1998
Zach Waddell	1998
Ryan Huffman	2002
D.J. Johnson	2004-05
Isaiah Thompson	2007-09
Eric Braswell	2011-12

• 98 •

Billy Termin	1983
David Bearden	1986-88
Jason Youngblood	1989-91
Trace Craft	1993
Joey Gillaspay	1994-95, 97
Rufus Williams	1999-01
L.C. Kirkpatrick	2004
Mohammed Usman	2008

• 99 •

Terry Monroe	1980-81
Gary Heitmann	1983
Kevin LaBay	1991-92
Delondo Fields	1997
Marquay Love	2003-06
Dominic Miller	2011-12
Melvin Holland	2015

• Unspecified Jersey Numbers •
Rob Hanlen 1993

* Letterwinners only

2017 SEASON

COACHING STAFF

THE COUGARS

SEASON REVIEW

HISTORY & RECORDS



TELEVISION HISTORY

2017 SEASON

COACHING STAFF

THE COUGARS

SEASON REVIEW

HISTORY & RECORDS

Date	Opponent	Site	Res.	Score	Network	Date	Opponent	Site	Res.	Score	Network
9/11/65	Tulsa	Houston Astrodome	L	0-14	NBC*	9/19/92	Illinois	Houston Astrodome	W	31-13	ABC
11/1/69	Miami (Fla.)	Houston Astrodome	W	38-36	ABC	9/26/92	Michigan	Ann Arbor, Mich.	L	7-61	ABC
<i>Bluebonnet Bowl</i>						10/17/92	Baylor	Waco, Texas	L	23-29	Raycom
12/31/69	Auburn	Houston Astrodome	W	36-7	Hughes*	10/24/92	Texas	Austin	L	30-38	Raycom
12/5/70	Miami (Fla.)	Miami	W	36-3	ABC	11/12/92	Texas A&M	Houston Astrodome	L	30-38	ESPN*
<i>Bluebonnet Bowl</i>						11/28/92	Rice	Houston Astrodome	W	61-34	Raycom
12/31/71	Colorado	Houston Astrodome	L	17-29	Hughes*	9/4/93	USC	Los Angeles	L	7-49	ABC
9/16/72	Arizona State	Houston Astrodome	L	28-33	ABC*	10/2/93	Baylor	Houston Astrodome	W	24-3	Raycom
<i>Bluebonnet Bowl</i>						10/9/93	Texas A&M	College Station, Texas	L	10-34	Raycom
12/29/73	Tulane	Houston Astrodome	W	47-7	ABC*	11/4/93	Texas	Houston Astrodome	L	16-34	ESPN*
9/21/74	Miami (Fla.)	Houston Astrodome	L	3-20	ABC	11/26/93	Rice	Rice Stadium	L	7-37	ABC
<i>Bluebonnet Bowl</i>						10/15/94	SMU	Dallas	W	39-33	Raycom
12/23/74	N.C. State	Houston Astrodome	T	31-31	ABC*	11/12/94	Texas	Austin, Texas	L	13-48	Raycom
9/11/76	Baylor	Waco, Texas	W	23-5	ABC	11/19/94	Texas Tech	San Antonio, Texas	L	0-34	Raycom
11/20/76	Texas Tech	Lubbock Texas	W	27-19	ABC	11/26/94	Rice	Houston Astrodome	L	13-31	Raycom
<i>Cotton Bowl</i>						9/16/95	USC	Los Angeles	L	10-45	Prime
1/1/77	Maryland	Dallas	W	30-21	CBS*	10/7/95	TCU	Fort Worth, Texas	L	21-31	Raycom
9/12/77	UCLA	Houston Astrodome	W	17-13	ABC*	10/25/95	Texas Tech	Houston Astrodome	L	26-38	Raycom
12/3/77	Texas A&M	College Station, Texas	L	7-27	ABC	9/21/96	USC	Houston Astrodome	L	9-26	FOX
<i>Cotton Bowl</i>						10/26/96	North Carolina	Houston Astrodome	L	14-42	FOX Sports Net
1/1/79	Notre Dame	Dallas	L	34-35	CBS*	11/16/96	Louisville	Houston Astrodome	W	38-7	FOX Sports Net
10/27/79	Arkansas	Fayetteville, Ark.	W	13-10	ABC*	<i>Liberty Bowl</i>					
11/23/79	Texas Tech	Houston Astrodome	W	14-10	ABC*	12/27/96	Syracuse	Memphis, Tenn.	L	17-30	ESPN*
<i>Cotton Bowl</i>						8/30/97	Alabama	Tuscaloosa, Ala.	L	17-42	Jefferson Pilot
1/1/80	Nebraska	Dallas	W	17-14	CBS*	9/6/97	California	Houston Astrodome	L	3-35	FOX Sports Net
10/18/80	SMU	Dallas	W	13-11	ABC	9/13/97	Pittsburgh	Robertson Stadium	L	24-35	FOX Sports Net
11/22/80	Texas Tech	Lubbock, Texas	W	34-7	ESPN*	9/27/97	UCLA	Los Angeles	L	10-66	FOX Sports West
11/29/80	Rice	Astrodome	L	7-35	ABC	10/18/97	Cincinnati	Robertson Stadium	W	41-38	FOX Sports Net
<i>Garden State Bowl (Giants Stadium)</i>						11/15/97	Southern Miss	Hattiesburg, Miss.	L	0-33	FOX Sports Net
12/14/80	Navy	East Rutherford, N.J.	W	35-0	Mizlou*	11/22/97	Tulane	Astrodome	L	10-44	FOX Sports Net
9/5/81	New Mexico	Houston Astrodome	W	21-10	ESPN	9/12/98	Minnesota	Robertson Stadium	L	7-14	MSC
10/3/81	Baylor	Houston Astrodome	W	24-3	ABC	9/19/98	UCLA	Robertson Stadium	L	24-42	FX
10/10/81	Texas A&M	College Station, Texas	L	6-7	ESPN*	10/31/98	East Carolina	Greenville, N.C.	W	34-31	FOX Sports South
10/31/81	TCU	Fort Worth, Texas	W	20-16	ABC	11/21/98	Tulane	New Orleans	L	20-48	FOX Sports South
11/7/81	Texas	Houston Astrodome	T	14-14	ESPN*	9/11/99	Alabama	Birmingham	L	10-37	Jefferson Pilot
<i>Sun Bowl</i>						10/30/99	East Carolina	Robertson Stadium	L	3-19	FOX Sports Net*
12/26/81	Oklahoma	El Paso, Texas	L	14-40	CBS*	9/23/00	Texas	Austin, Texas	L	0-48	FOX Sports Net*
9/11/82	Miami (Fla.)	Miami	L	12-31	ABC	11/11/00	East Carolina	Greenville, N.C.	L	20-62	FOX Sports Net*
9/18/82	Arizona State	Houston Astrodome	L	10-24	ESPN*	9/22/01	Texas	Robertson Stadium	L	26-53	ESPN2*
10/2/82	Baylor	Waco, Texas	T	21-21	ABC	9/29/01	TCU	Robertson Stadium	L	17-34	ESPN Regional
10/16/82	SMU	Dallas	L	14-20	USA Network*	11/3/01	USF	Tampa, Fla.	L	6-45	FOX Sports South
10/23/82	Arkansas	Houston Astrodome	L	3-38	CBS	9/21/02	Texas	Austin, Texas	L	11-41	FOX Sports Net*
11/6/82	Texas	Austin, Texas	L	0-50	ESPN*	11/23/02	USF	Robertson Stadium	L	14-32	FOX Sports South
11/3/84	TCU	Houston Astrodome	L	14-21	Raycom	9/6/03	Michigan	Ann Arbor, Mich.	L	3-50	ESPN*
11/10/84	Texas	Austin	W	29-15	Raycom	9/30/03	East Carolina	Greenville, N.C.	W	27-13	ESPN2*
<i>Cotton Bowl</i>						10/25/03	TCU	Robertson Stadium	L	55-62	ESPN Regional
1/1/85	Boston College	Dallas	L	28-45	CBS*	11/15/03	Army	West Point, N.Y.	W	34-14	RBB
10/5/85	Baylor	Houston Astrodome	L	21-24	HSE	<i>Sheraton Hawai'i Bowl (Aloha Stadium)</i>					
10/19/85	SMU	Houston Astrodome	L	13-37	HSE	12/25/03	Hawai'i	Honolulu	L	48-54 (30T)	ESPN*
10/26/85	Arkansas	Little Rock, Ark.	L	27-57	USA/Raycom*	9/11/04	Oklahoma	Norman, Okla.	L	13-63	TBS*
11/9/85	Texas	Houston Astrodome	L	24-34	Raycom	9/23/04	Miami (Fla.)	Reliant Stadium	L	13-38	ESPN*
11/29/86	Rice	Rice Stadium	L	13-14	Raycom	10/7/04	Southern Miss	Hattiesburg, Miss.	L	29-35 (OT)	ESPN*
9/12/87	Oklahoma State	Houston Astrodome	L	0-35	Raycom	9/1/05	Oregon	Reliant Stadium	L	24-38	ESPN2*
11/28/87	Rice	Rice Stadium	W	45-21	Raycom	9/16/05	UTEP	El Paso, Texas	L	41-44 (OT)	ESPN2*
10/1/88	Baylor	Waco, Texas	W	27-24	Raycom	10/8/05	Tulane	Lafayette, La.	W	35-14	PAX*
10/22/88	Arkansas	Houston Astrodome	L	21-26	Raycom	10/15/05	Memphis	Robertson Stadium	L	20-35	CSTV**
11/5/88	Texas	Austin, Texas	W	66-15	Raycom	11/5/05	UCF	Orlando	L	29-31	PAX*
11/12/88	Wyoming	Houston Astrodome	W	34-10	ESPN*	<i>Fort Worth Bowl (Amon G. Carter Stadium)</i>					
11/26/88	Rice	Houston Astrodome	W	45-14	Raycom	12/23/05	Kansas	Fort Worth, Texas	L	13-42	ESPN*
<i>Aloha Bowl</i>						9/2/06	Rice	at Rice Stadium	W	31-30	CSTV**
12/25/88	Washington State	Honolulu	L	22-24	ABC*	9/24/06	Oklahoma St.	Robertson Stadium	W	34-25	CSTV**
9/13/90	Texas Tech	Lubbock, Texas	W	51-35	ESPN*	9/30/06	Miami (Fla.)	Miami	L	13-14	ESPN2*
10/6/90	Baylor	Waco, Texas	W	31-15	Raycom	10/28/06	UCF	Robertson Stadium	W	51-31	CSTV**
10/27/90	Arkansas	Houston Astrodome	W	62-28	Raycom/Prime	11/4/06	Tulsa	Robertson Stadium	W	27-10	CSTV**
11/10/90	Texas	Austin, Texas	L	24-45	ESPN*	<i>Conference USA Championship Game</i>					
12/1/90	Arizona State	Tokyo	W	62-45	TBS*	12/1/06	Southern Miss	Robertson Stadium	W	34-20	ESPN*
9/12/91	Miami (Fla.)	Miami	L	10-40	ESPN*	<i>Liberty Bowl (Liberty Bowl)</i>					
9/21/91	Illinois	Champaign, Ill.	L	10-51	ABC	12/29/06	South Carolina	Memphis, Tenn.	L	36-44	ESPN*
11/9/91	Texas	Houston Astrodome	W	23-14	ABC	9/22/07	Colorado State	Robertson Stadium	W	38-27	CSTV**
11/30/91	Texas Tech	Houston Astrodome	L	46-52	Raycom	10/13/07	Rice	Robertson Stadium	W	56-48	CSTV**
						11/4/07	SMU	Robertson Stadium	W	38-28	ESPN*
						<i>Texas Bowl (Reliant Stadium)</i>					
						12/28/07	TCU	Houston	L	13-20	NFL Network*



TELEVISION HISTORY

Date	Opponent	Site	Res.	Score	Network
9/27/08	East Carolina	Greenville, N.C.	W	41-24	CBS C*
10/8/08	UAB	Robertson Stadium	W	45-20	CBS C*
10/28/08	Marshall	Huntington, W.Va.	L	23-37	ESPN2*
11/8/08	Tulane	Robertson Stadium	W	42-14	CBS C*
11/15/08	Tulsa	Robertson Stadium	W	70-30	CBS C*
11/29/08	Rice	Rice Stadium	L	42-56	CBS C*
Armed Forces Bowl (Amon G. Carter Stadium)					
12/31/08	Air Force	Fort Worth, Texas	W	34-28	ESPN*
9/12/09	at Oklahoma State	Stillwater, Okla.	W	45-35	FOX Sports Net
9/26/09	Texas Tech	Robertson Stadium	W	29-28	ESPN2*
10/10/09	at Mississippi State	Starkville, Miss.	W	31-24	ESPNU
10/17/09	at Tulane	New Orleans, La.	W	44-16	CBS C*
10/24/09	SMU	Robertson Stadium	W	38-15	CBS C*
10/31/09	Southern Miss	Robertson Stadium	W	50-43	CSS
11/7/09	at Tulsa	Tulsa, Okla.	W	46-45	CBS C*
11/14/09	at UCF	Orlando	L	32-37	CBS C*
11/21/09	Memphis	Robertson Stadium	W	55-14	CSS
11/28/09	Rice	Robertson Stadium	W	73-14	CSS
Conference USA Championship Game (Dowdy-Ficklen Stadium)					
12/5/09	at East Carolina	Greenville, N.C.	L	32-38	ESPN2*
Armed Forces Bowl (Amon G. Carter Stadium)					
12/31/09	vs. Air Force	Fort Worth, Texas	L	20-47	ESPN*
9/10/10	UTEP	Robertson Stadium	W	54-24	ESPN*
9/18/10	at UCLA	Pasadena, Calif.	L	13-31	FOX Sports Net*
9/25/10	Tulane	Robertson Stadium	W	42-23	CBS C*
10/9/10	Mississippi State	Robertson Stadium	L	24-47	CBS C*
10/16/10	at Rice	Rice Stadium	L	31-34	CSS
10/23/10	at SMU	Dallas, Texas	W	45-20	CBS C*
10/30/10	at Memphis	Memphis, Tenn.	W	56-17	CSS
11/5/10	UCF	Robertson Stadium	L	33-40	ESPN2*
11/13/10	Tulsa	Robertson Stadium	L	25-28	CBS C*
11/20/10	at Southern Miss	Hattiesburg, Miss.	L	41-59	CBS C*
11/27/10	at Texas Tech	Lubbock, Texas	L	20-35	FOX Sports Net*
9/3/11	UCLA	Robertson Stadium	W	38-23	FOX Sports Net
9/10/11	at North Texas	Denton, Texas	W	48-23	ESPN3
9/17/11	at Louisiana Tech	Ruston, La.	W	35-34	ESPN3
9/24/11	Georgia State	Robertson Stadium	W	56-0	CSS
9/29/11	at UTEP	El Paso, Texas	W	49-42	CBSSN
10/8/11	East Carolina	Robertson Stadium	W	56-3	CBSSN
10/22/11	Marshall	Robertson Stadium	W	63-28	CSS
10/27/11	Rice	Robertson Stadium	W	73-34	FOX Sports Net
11/5/11	at UAB	Birmingham, Ala.	W	56-13	CBSSN
11/10/11	at Tulane	New Orleans	W	73-17	CBSSN
11/19/11	SMU	Robertson Stadium	W	37-7	FOX Sports Net
11/25/11	at Tulsa	Tulsa, Okla.	W	48-16	FOX Sports Net
Conference USA Championship Game					
12/3/11	Southern Miss	Robertson Stadium	L	28-49	ABC
TicketCity Bowl (Cotton Bowl)					
1/1/12	Penn State	Dallas, Texas	W	30-14	ESPNU
9/1/12	Texas State	Robertson Stadium	L	13-30	CSS
9/8/12	Louisiana Tech	Robertson Stadium	L	49-56	CBSSN
9/15/12	at UCLA	Pasadena, Calif.	L	6-37	Pac-12 Network
9/29/12	vs. Rice	Reliant Stadium	W	35-14	FSN
8/30/13	Southern	Reliant Stadium	W	62-13	ESPN3*
9/7/13	at Temple	Philadelphia, Pa.	W	22-13	ESPN Regional
9/21/13	vs. Rice	Reliant Stadium	W	31-26	FOX Sports Net*
9/28/13	at UTSA	San Antonio, Texas	W	59-28	FOX Sports Net
10/12/13	Memphis	BBVA Compass Stadium	W	25-15	ESPNNews*
10/19/13	BYU	Reliant Stadium	L	46-47	ESPNNews*
10/26/13	at Rutgers	Piscataway, N.J.	W	49-14	ESPNNews*
10/31/13	USF	Reliant Stadium	W	35-23	ESPN*
11/9/13	at UCF	Orlando, Fla.	L	14-19	ESPN2*
11/16/13	at Louisville	Louisville, Ky.	L	13-20	ESPNU*
11/23/13	Cincinnati	BBVA Compass Stadium	L	17-24	ESPNNews*
11/29/13	SMU	Reliant Stadium	W	34-0	ESPN2*
BBVA Compass Bowl (Legion Field)					
1/4/14	Vanderbilt	Birmingham, Ala.	L	24-41	ESPN*

Date	Opponent	Site	Res.	Score	Network
8/29/14	UTSA	TDECU Stadium	L	7-27	ESPN*
9/6/14	Grambling State	TDECU Stadium	W	47-0	ESPN3*
9/11/14	at BYU	Provo, Utah	L	25-33	ESPN*
9/20/14	UNLV	TDECU Stadium	W	47-14	ESPN3*
10/2/14	UCF	TDECU Stadium	L	12-17	ESPN*
10/11/14	at Memphis	Memphis, Tenn.	W	28-24	CBSSN
10/17/14	Temple	TDECU Stadium	W	31-10	ESPNU
11/1/14	at USF	Tampa, Fla.	W	27-3	ESPNNews*
11/8/14	Tulane	TDECU Stadium	L	24-31	ESPNNews*
11/22/14	Tulsa	TDECU Stadium	W	38-28	ESPN3*
11/28/14	at SMU	Dallas	W	35-9	CBSSN
12/6/14	at Cincinnati	Cincinnati	L	31-38	ESPN*
Bell Helicopter Armed Forces Bowl (Amon G. Carter Stadium)					
1/2/15	vs. Pittsburgh	Fort Worth, Texas	W	35-34	ESPN*
9/5/15	Tennessee Tech	TDECU Stadium	W	52-24	ESPN3*
9/12/15	at Louisville	Louisville, Ky.	W	34-31	FSSW+
9/26/15	Texas State	TDECU Stadium	W	59-14	ESPN3*
10/3/15	at Tulsa	Tulsa, Okla.	W	38-24	CBSSN
10/8/15	SMU	TDECU Stadium	W	49-28	ESPN2*
10/16/15	at Tulane	TDECU Stadium	W	42-7	ESPN*
10/24/15	at UCF	Orlando	W	59-10	ESPNNews*
10/31/15	Vanderbilt	TDECU Stadium	W	34-0	ESPN2*
11/7/15	Cincinnati	TDECU Stadium	W	33-30	ESPN2*
11/14/15	Memphis	TDECU Stadium	W	35-34	ESPN2*
11/21/15	at UConn	Storrs, Conn.	L	17-20	ESPN*
11/27/15	Navy	TDECU Stadium	W	52-13	ABC*
American Athletic Conference Championship					
12/5/15	Temple	TDECU Stadium	W	24-31	ABC*
Chick-fil-A Peach Bowl (Georgia Dome)					
12/31/15	vs. Florida State	Atlanta	W	38-24	ESPN*
Advocate Texas Kickoff (NRG Stadium)					
9/3/16	vs. #3/3 Oklahoma	Houston	W	33-23	ABC
9/10/16	Lamar	TDECU Stadium	W	42-0	ASN/ESPN3
9/15/16	at nr/rv Cincinnati	Cincinnati	W	40-16	ESPN
9/24/16	at Texas State	San Marcos, Texas	W	64-3	ESPNU
9/29/16	UConn	TDECU Stadium	W	42-14	ESPN
10/8/16	at Navy	Annapolis, Md.	L	40-46	CBSSN
10/15/16	nr/rv Tulsa	TDECU Stadium	W	38-31	ESPN2
10/22/16	at SMU	Dallas	L	16-38	ESPN2
10/29/16	UCF	TDECU Stadium	W	31-24	ESPNU
11/12/16	Tulane	TDECU Stadium	W	30-18	CBSSN
11/17/16	#3/3 Louisville	TDECU Stadium	W	36-10	ESPN
11/25/16	at Memphis	Memphis, Tenn.	L	44-48	ABC
Las Vegas Bowl (Sam Boyd Stadium)					
12/17/16	vs. San Diego State	Las Vegas	L	10-34	ABC

* - Nationally televised • Home games listed in bold

HSE - Home Sports Entertainment; MSC - Midwest Sports Channel; FX - Fox Cable Network;
 RNN - Regional News Network; CSTV - College Sports Television; CBS C - CBS College Sports;
 CBSSN - CBS Sports Network; CSN - Comcast Sports Net; FSSW+ - FOX Sports Southwest Plus

RECORD BY NETWORK

Network	G	W	L	T	Pct.
ESPN3	8	8	0	0	1.000
FOX Sports Southwest Plus	1	1	0	0	1.000
ASN/ESPN	1	1	0	0	1.000
CSS	7	6	1	0	.857
CBS SN / CBS C / CSTV	30	23	7	0	.767
Comcast Sports Net	3	2	1	0	.667
ABC	32	17	13	2	.563
ESPNNews	7	4	3	0	.571
ESPNU	10	6	4	0	.600
TBS	2	1	1	0	.500
ESPN2	17	8	9	0	.471
FOX SPORTS NET	20	9	11	0	.450
RAYCOM	25	10	15	0	.400
CBS	5	2	3	0	.400
ESPN	33	14	18	1	.439
ESPN-Regional	3	1	2	0	.333
Other	10	3	7	0	.300
Fox Sports South	4	1	3	0	.250
Jefferson Pilot	2	0	2	0	.000
FOX	1	0	1	0	.000
FX	1	0	1	0	.000
Fox Sports West	1	0	1	0	.000
NBC	1	0	1	0	.000
NFL Network	1	0	1	0	.000
FX	1	0	1	0	.000
Pac-12 Network	1	0	1	0	.000
Totals	227	117	107	3	.522

2017 SEASON

COACHING STAFF

THE COUGARS

SEASON REVIEW

HISTORY & RECORDS



SERIES RECORDS

2017 SEASON

COACHING STAFF

THE COUGARS

SEASON REVIEW

HISTORY & RECORDS

Opponent	W	L	T	Pct.	First Game	Last Game
Alabama	0	10	0	.000	1959	2007
Air Force	1	2	0	.333	2008	2009
Arizona	1	1	0	.500	1969	1986
Arizona State	4	5	0	.444	1952	1990
Arkansas	6	12	0	.333	1952	1991
Army	5	2	0	.714	1998	2004
Auburn	1	5	0	.167	1956	1973
Baylor	13	14	1	.482	1950	1995
Boston College	1	2	0	.333	1961	1984
BYU	0	2	0	.000	2013	2014
California	0	2	0	.000	1997	1998
Centenary	1	0	0	1.000	1947	1947
Chattanooga	1	0	0	1.000	1965	1965
Cincinnati	15	10	0	.600	1957	2016
Colorado	0	1	0	.000	1971	1971
Colorado State	3	1	0	.750	1972	2008
Daniel Baker	1	0	0	1.000	1947	1947
Dayton	1	0	0	1.000	1951	1951
Detroit Mercy	7	0	0	1.000	1951	1963
East Carolina	5	7	0	.417	1997	2012
Eastern Washington	1	0	0	1.000	1990	1990
Florida	1	3	0	.250	1969	1995
Florida State	13	2	2	.824	1960	2015
Fort Hood	1	0	0	1.000	1946	1946
Georgia	2	1	1	.625	1967	1974
Georgia State	1	0	0	1.000	2011	2011
Grambling State	2	0	0	1.000	2006	2014
Hardin-Simmons	1	2	1	.375	1947	1951
Hawai'i	0	1	0	.000	2003	2003
Idaho	2	0	0	1.000	1967	1968
Illinois	1	1	0	.500	1991	1992
Kansas	0	3	0	.000	1994	2005
Kentucky	2	0	0	1.000	1965	1966
Lamar	4	0	0	1.000	1975	2016
Louisiana-Lafayette	6	3	0	.667	1946	2006
LSU	1	2	0	.333	1996	2000
Louisiana Tech	4	3	0	.571	1948	2012
Louisville	9	8	0	.529	1950	2016
Marshall	2	2	0	.500	2007	2012
Maryland	1	0	0	1.000	1977	1977
McMurray College	1	0	0	1.000	1947	1947
Memphis	15	10	0	.600	1963	2016
Miami (Florida)	7	11	0	.389	1957	2006
Miami (Ohio)	2	0	0	1.000	1962	1984
Michigan	0	3	0	.000	1992	2003
Michigan State	1	0	0	1.000	1967	1967
Midwestern State	1	1	0	.500	1949	1950
Minnesota	1	1	0	.500	1997	1998
Mississippi	3	15	0	.167	1952	1970
Mississippi State	9	7	0	.563	1956	2010
Missouri	1	1	0	.500	1988	1994
Montana	1	0	0	1.000	1955	1955
Navy	2	1	0	.667	1980	2016
Nebraska	1	0	0	1.000	1979	1979
New Mexico	2	0	0	1.000	1972	1981
North Carolina	1	1	0	.500	1996	1999
North Carolina State	1	1	1	.500	1967	1974
North Texas	7	7	0	.500	1946	2012
Northwestern State	1	0	0	1.000	2009	2009
Notre Dame	0	1	0	.000	1978	1978

Opponent	W	L	T	Pct.	First Game	Last Game
Ohio State	0	1	0	.000	1994	1994
Oklahoma	1	2	0	.333	1981	2016
Oklahoma State	10	9	1	.525	1951	2009
Oregon	0	3	0	.000	1983	2005
Oregon State	2	1	0	.667	1960	1970
Penn State	1	2	0	.333	1964	2011
Pittsburgh	2	1	0	.500	1996	2014
Rice	29	11	0	.725	1971	2013
Rutgers	1	0	0	1.000	2013	2013
Saint Bonaventure	0	2	0	.000	1949	1950
Saint Louis	1	0	0	1.000	1949	1949
Sam Houston State	4	2	0	.667	1946	2005
San Diego State	2	1	0	.667	1972	2016
San Jose State	1	0	0	1.000	1971	1971
South Carolina	1	2	0	.333	1973	2006
Southern	2	0	0	1.000	2008	2013
SMU	20	11	1	.641	1975	2016
Southern Miss	5	9	0	.357	1957	2011
Stephen F. Austin	1	2	0	.333	1946	1948
Syracuse	1	1	0	.500	1970	1996
Tampa	1	0	0	1.000	1966	1966
Temple	5	0	0	1.000	1987	2015
Tennessee	1	2	0	.333	1953	1998
Tennessee Tech	1	0	0	1.000	2015	2015
Texas	7	16	2	.320	1953	2002
Texas A&M-Commerce	1	2	0	.333	1946	1948
Texas A&M-Kingsville	2	1	0	.667	1946	1948
Texas A&M	12	19	3	.397	1952	1995
TCU	13	12	0	.520	1976	2007
Texas Southern	1	0	0	1.000	2007	2007
Texas State	3	4	0	.429	1946	2016
Texas Tech	18	11	1	.617	1951	2010
Trinity	2	3	0	.400	1947	1964
Tulane	16	5	0	.762	1968	2016
Tulsa	23	18	0	.561	1950	2016
UAB	5	4	0	.556	1999	2012
UCF	3	5	0	.375	2005	2016
UCLA	3	4	0	.429	1977	2012
UConn	1	1	0	.500	2015	2016
UNLV	3	0	0	1.000	1989	2014
USC	0	3	0	.000	1993	1996
USF	2	2	0	.333	2001	2014
UTEP	5	4	0	.556	1946	2012
UTSA	1	1	0	.500	2013	2014
Utah	4	0	0	1.000	1966	1978
Utah State	1	0	0	1.000	1981	1981
Vanderbilt	1	1	0	.500	2014	2015
Villanova	5	1	0	.833	1951	1974
Virginia Tech	3	1	1	.700	1971	1975
Wake Forest	2	0	0	1.000	1967	1970
Washington	0	2	0	.000	1984	1985
Washington State	1	2	0	.333	1959	1988
West Texas A&M	4	1	0	.800	1946	1979
West Texas State	4	1	0	.800	1946	1979
Wichita State	6	3	0	.667	1949	1959
William & Mary	1	1	0	.500	1949	1950
Wyoming	6	1	0	.857	1952	1988
Totals	426	356	15	.544	1946	2016

2017 opponents in Bold



SERIES HISTORY

2017 SEASON

COACHING STAFF

THE COUGARS

SEASON REVIEW

HISTORY & RECORDS

ALABAMA (0-10)

H: 0-3 • A: 0-7 • N: 0-0

9/26/59	L	0-3	Rice Stadium	27,000
10/22/60	L	0-14	A	30,000
10/28/61	L	0-17	Rice Stadium	24,000
10/13/62	L	3-14	A	30,000
10/26/63	L	13-21	A	27,000
10/24/70	L	21-31	Astrodome	46,869
10/23/71	L	20-34	A	56,939
8/30/97	L	17-42	A	81,591
9/11/99	L	10-37	A	80,110
10/6/07	L	24-30	A	92,138

AIR FORCE (1-2)

H: 0-0 • A: 0-0 • N: 1-2 • Bowl: 1-1

9/13/08	L	28-31	Dallas (1)	2,546
12/31/08	W	34-28	Fort Worth (2)	50,593
12/31/09	L	20-47	Fort Worth (2)	41,414

1 - Played at Gerald J. Ford Stadium (due to Hurricane Ike)
2 - Bell Helicopter Armed Forces Bowl (Amon G. Carter Stadium)

ARIZONA (1-1)

H: 0-0 • A: 1-1 • N: 0-0

10/11/69	W	34-17	A	32,800
9/6/86	L	3-37	A	50,593

ARIZONA STATE (4-5)

H: 1-2 • A: 2-3 • N: 1-0

10/25/52	W	6-0	A	15,000
10/24/53	W	24-20	Rice Stadium	12,000
9/18/71	L	17-18	A	50,000
9/16/72	L	28-33	Astrodome	24,628
9/17/74	L	9-30	A	50,227
9/13/80	L	13-29	A	64,868
9/18/82	L	10-24	Astrodome	30,103
9/23/89	W	36-7	A	67,357
12/1/90	W	62-45	Tokyo	50,000

ARKANSAS (6-12)

H: 3-6 • A: 3-6 • N: 0-0

9/27/52	W	17-7	A	12,000
11/27/54	L	0-19	Rice Stadium	25,000
10/23/76	L	7-14	Rice Stadium	47,192
10/22/77	L	0-35	Little Rock	53,924
10/28/78	W	20-9	Astrodome	50,913
10/27/79	W	13-13	A	43,319
10/25/80	W	24-17	Astrodome	41,308
10/24/81	W	20-17	Little Rock	54,618
10/23/82	L	3-38	Astrodome	37,503
10/22/83	L	3-24	A	41,080
10/27/84	L	3-17	Astrodome	28,347
10/26/85	L	27-57	Little Rock	53,860
10/25/86	L	13-30	Astrodome	16,060
10/24/87	L	17-21	A	34,820
10/22/88	L	21-26	Astrodome	21,775
10/28/89	L	39-45	A	55,112
10/27/90	W	62-28	Astrodome	27,352
10/12/91	L	17-29	A	45,860

ARMY (5-2)

H: 3-1 • A: 2-1 • N: 0-0

10/10/98	L	28-38	Robertson	18,480
11/20/99	W	26-14	A	35,526
9/16/00	W	31-30	Robertson	25,112
10/6/01	L	14-28	A	32,845
11/19/02	W	56-42	Robertson	16,469
11/15/03	W	34-14	A	31,638
9/18/04	W	35-21	Robertson	18,687

AUBURN (1-5)

H: 0-2 • A: 0-3 • N: 1-0 • Bowl: 1-0

10/27/56	L	0-12	A	20,000
10/26/57	L	7-48	Rice Stadium	28,000
9/21/63	L	14-21	Rice Stadium	30,000
9/19/64	L	0-30	A	25,000
12/31/69	W	36-7	Houston (1)	55,203
10/27/73	L	0-7	A	58,246

1 - Bluebonnet Bowl (Houston Astrodome, Houston)

BAYLOR (13-14-1)

H: 7-6 • A: 6-8 • N: 0-0

9/30/50	L	7-34	A	25,000
9/22/51	L	0-19	Rice Stadium	55,000
11/15/52	W	28-6	Rice Stadium	33,000
11/14/53	W	37-7	A	15,000
9/18/54	L	13-53	A	22,000
9/28/57	L	6-14	A	22,000
9/22/62	W	19-0	Rice Stadium	32,000
9/28/63	L	0-27	A	20,000
9/11/76	W	23-5	A	37,500
10/1/77	W	28-24	Astrodome	37,421
10/7/78	W	20-18	A	35,000
10/6/79	W	13-10	Astrodome	41,371
10/4/80	L	12-24	A	40,000
10/3/81	W	24-3	Astrodome	28,118
10/2/82	T	21-21	A	26,500
10/1/83	L	21-42	Astrodome	26,640
10/6/84	W	27-17	A	34,500
10/5/85	L	21-24	Astrodome	25,787
10/4/86	L	13-27	A	34,000
10/3/87	L	18-30	Astrodome	22,751
10/1/88	W	27-24	A	34,719

10/7/89	W	66-10	Astrodome	15,121
10/6/90	W	31-15	A	36,189
10/5/91	L	21-38	Astrodome	37,022
10/17/92	L	23-29	A	27,890
10/2/93	W	24-3	Astrodome	20,123
10/29/94	L	13-52	A	35,174
10/14/95	L	7-47	Astrodome	34,684

BOSTON COLLEGE (1-2)

H: 1-0 • A: 0-1 • N: 0-1 • Bowl: 0-1

10/7/61	W	21-0	Rice Stadium	12,000
10/27/62	L	0-14	A	17,500
1/1/84	L	28-45	N (1)	67,381

1 - Cotton Bowl (Dallas)

BYU (0-2)

H: 0-1 • A: 0-1 • N: 0-0

10/19/13	L	46-47	A	33,115
9/11/14	L	25-33	A	57,630

CALIFORNIA (0-2)

H: 0-1 • A: 0-1 • N: 0-0

9/6/97	L	3-35	Astrodome	37,652
9/5/98	L	10-14	A	30,000

CENTENARY (1-0)

H: 1-0 • A: 0-0 • N: 0-0

9/20/47	W	19-7	Public School	7,000
---------	---	------	---------------	-------

CHATTANOOGA (1-0)

H: 1-0 • A: 0-0 • N: 0-0

12/30/65	W	40-7	Astrodome	32,731
----------	---	------	-----------	--------

CINCINNATI (15-10)

H: 10-4 • A: 5-6 • N: 0-0

10/5/57	W	7-0	A	15,000
10/4/58	W	34-13	A	22,000
10/3/59	W	34-12	Rice Stadium	16,000
11/5/60	W	14-0	Rice Stadium	10,000
10/21/61	W	13-7	A	11,000
12/1/62	W	42-14	Rice Stadium	10,000
11/28/64	L	6-20	Rice Stadium	10,000
9/24/65	W	21-6	Astrodome	27,576
10/4/68	W	17-33	Astrodome	31,881
9/23/71	W	12-3	A	12,542
11/25/72	W	49-0	Astrodome	18,785
10/25/74	W	27-6	Astrodome	19,193
11/1/75	L	23-28	A	16,246
11/13/93	L	17-41	Astrodome	10,860
10/19/96	L	20-31	A	19,064
10/18/97	W (OT)	41-38	Robertson	14,457
11/14/98	L	43-44	A	16,886
10/9/99	W	23-20	Robertson	28,572
10/7/00	L	31-48	A	17,647
10/20/01	L	28-29	Robertson	16,107
11/16/02	L	14-47	A	14,023
11/23/13	L	17-24	BBVA Compass	20,197
12/6/14	L	31-38	A	24,600
11/7/15	W	33-30	TDECU	32,889
9/15/16	W	40-16	A	40,015

COLORADO (0-1)

H: 0-0 • A: 0-0 • N: 0-1 • Bowl: 1-0

12/31/71	L	17-29	N (1)	54,720
----------	---	-------	-------	--------

1 - Bluebonnet Bowl (Houston Astrodome, Houston)

COLORADO STATE (3-1)

H: 2-0 • A: 1-1 • N: 0-0

11/11/72	W	48-13	Astrodome	23,143
11/10/73	W	28-20	A	17,532
9/22/07	W	38-27	Robertson	22,468
9/20/08	L	25-28	A	21,539

DANIEL BAKER (1-0)

H: 1-0 • A: 0-0 • N: 0-0

10/4/47	W	35-12	Public School	4,000
---------	---	-------	---------------	-------

DAYTON (1-0)

H: 0-0 • A: 0-0 • N: 1-0 • Bowl: 1-0

1/1/51	W	26-21	N (1)	17,000
--------	---	-------	-------	--------

1 - Salad Bowl (Phoenix)

DETROIT MERCY (7-0)

H: 4-0 • A: 3-0 • N: 0-0

9/28/51	W	33-7	A	14,000
11/29/52	W	3-19	Rice Stadium	7,200
10/9/53	W	25-19	A	12,650
12/4/54	W	19-7	Rice Stadium	7,500
11/7/55	W	7-0	A	11,470
12/1/56	W	39-7	Rice Stadium	10,000
11/2/63	W	55-18	Rice Stadium	15,000

EAST CAROLINA (5-7)

H: 2-4 • A: 3-3 • N: 0-0

11/8/97	L	27-28	Robertson	17,051
10/31/98	W	34-31	A	26,821
10/30/99	L	19-3	Robertson	14,221
11/11/00	L	20-62	A	33,339
11/9/02	L (3OT)	48-54	Robertson	13,669
9/30/03	W	27-13	A	33,250
11/6/04	W	34-23	Robertson	13,069

9/29/07	L	35-37	Robertson	20,719
9/27/08	W	41-24	A	43,641
12/5/09	L	32-38	A (1)	33,048
10/8/11	W	56-3	Robertson	30,126
11/3/12	L	28-48	A	45,455

1 - Conference USA Championship Game

EASTERN WASHINGTON (1-0)

H: 1-0 • A: 0-0 • N: 0-0

11/17/90	W	84-21	Astrodome	17,050
----------	---	-------	-----------	--------

FLORIDA (1-3)

H: 1-0 • A: 0-3 • N: 0-0

9/20/69	L	34-59	A	53,807
9/18/76	L	14-49	A	49,820
9/15/79	W	14-10	Astrodome	27,080
9/2/95	L	21-45	A	84,672

FLORIDA STATE (13-2-2)

H: 5-1-1 • A: 6-0-1 • N: 2-1 • Bowl: 1-1

11/12/60	W	7-6	A	10,400
11/23/61	W	28-8	Rice Stadium	7,000
11/3/62	W	7-0	A	20,000
11/7/64	T	13-13	Rice Stadium	16,000
11/20/65	T	16-16	A	25,135
9/17/66	W	21-13	A	35,643
9/15/67	W	33-13	Astrodome	40,336
9/29/68	L	20-40	N (1)	39,400
11/29/69	W	41-13	Astrodome	36,508
11/26/70	W	53-21	N (2)	18,053
10/30/71	W	14-7	Astrodome	33,598
11/4/72	W	31-27	A	29,482
11/7/73	W	34-3	Astrodome	27,583
11/23/74	W	23-8	A	18,195
11/22/75	L	22-33	Astrodome	13,244
9/30/78	W	27-21	A	41,142
12/31/15	W	38-24	N (3)	71,007

1 - Played at Gator Bowl (Jacksonville, Fla.);
2 - Played at Tampa Stadium (Tampa, Fla.);
3 - Chick-fil-A Peach Bowl (Georgia Dome, Atlanta)

FORT HOOD (1-0)

H: 0-0 • A: 0-1 • N: 0-0

10/5/46	W	32-7	A	N/A
---------	---	------	---	-----

GEORGIA (2-1-1)

H: 1-1 • A: 1-1 • N: 0-0

11/4/67	W	15-14	Astrodome	53,356
11/2/68	T	10-10	A	59,381
11/2/74	W	31-24	A	48,100
12/1/01	L	7-35	A	86,520

GEORGIA STATE (1-0)

H: 1-0 • A: 0-0 • N: 0-0

9/24/11	W	56-0	Robertson	32,005
---------	---	------	-----------	--------

GRAMBLING STATE (2-0)

H: 2-0 • A: 0-0 • N: 0-0

9/16/06	W	42-22	Robertson	27,302
9/6/14	W	47-0	TDECU	30,081

HARDIN-SIMMONS (1-2-1)

H: 1-0-1 • A: 0-1 • N: 0-1

11/1/47	L	7-33	Corpus Christi	8,000
10/22/49	T	27-27	Public School	8,000
10/20/50	L	13-14	A	N/A
10/20/51	W	35-27	Rice Stadium	15,000

HAWAII (0-1)

H: 0-0 • A: 0-1 • N: 0-0 • Bowl: 1-0

12/23/03	L (3OT)	48-56	A (1)	29,005
----------	---------	-------	-------	--------

1 - Sheraton Hawaii Bowl (Honolulu)

IDAHO (2-0)

H: 2-0 • A: 0-0 • N: 0-0

11/18/67	W	77-6	Astrodome	40,050
11/16/68	W	77-6	Astrodome	30,412

ILLINOIS (1-1)

H: 1-0 • A: 0-1 • N: 0-0

9/21/91	L	10-51	A	60,182
9/19/92	W	31-13	Astrodome	25,931

KANSAS (0-3)

H: 0-1 • A



SERIES HISTORY

2017 SEASON

COACHING STAFF

THE COUGARS

SEASON REVIEW

HISTORY & RECORDS

MIAMI (FLA.) (7-11)

H: 4-4 • A: 3-7 • N: 0-0

9/21/57	W	7-0	Rice Stadium	52,000
11/21/58	W	37-26	A	24,822
10/16/65	L	12-44	A	39,575
11/1/69	W	38-36	Astrodome	17,798
12/5/70	W	36-3	A	17,798
11/20/71	W	27-6	Astrodome	29,276
10/21/72	L	13-33	A	17,860
10/14/73	W	30-7	A	29,340
9/21/74	L	3-20	Astrodome	18,797
10/17/75	L	20-24	A	15,362
12/4/76	W	21-16	Astrodome	20,849
9/20/80	L	7-14	Astrodome	31,423
9/19/81	L	7-12	A	32,586
9/11/82	L	12-31	A	24,687
9/10/83	L	7-29	Astrodome	24,687
9/12/91	L	10-40	A	71,842
9/23/04	L	13-38	Reliant Stadium	36,698
9/30/06	L	13-14	A	36,107

MIAMI (OHIO) (2-0)

H: 1-0 • A: 0-0 • N: 1-0

12/22/62	W	49-21	Orlando	20,000
9/15/84	W	30-17	Astrodome	28,750

1 - Tangerine Bowl (Orlando)

MICHIGAN (0-3)

H: 0-0 • A: 0-3 • N: 0-0

9/26/92	L	7-61	A	104,968
9/25/93	L	21-42	A	104,196
9/6/03	L	3-50	A	109,580

MICHIGAN STATE (1-0)

H: 0-0 • A: 1-0 • N: 0-0

9/23/67	W	37-7	A	75,833
---------	---	------	---	--------

MIDWESTERN STATE (1-1)

H: 1-0 • A: 0-1 • N: 0-0

10/29/49	L	21-33	A	12,000
11/24/50	W	40-18	Public School	2,500

MINNESOTA (1-1)

H: 0-1 • A: 1-0 • N: 0-0

9/27/97	W	45-43	A	36,447
9/12/98	L	7-14	Robertson	17,540

MISSISSIPPI (3-15)

H: 2-6 • A: 1-7 • N: 0-2

11/8/52	L	0-6	Rice Stadium	34,000
11/13/54	L	0-26	Rice Stadium	23,000
11/12/55	L	11-27	A	20,000
10/6/56	L	0-14	A	25,000
11/2/57	L	7-20	A	30,000
11/8/58	L	7-56	A	20,000
9/19/59	L	0-16	Rice Stadium	45,000
9/17/60	L	0-42	Rice Stadium	44,000
10/14/61	L	7-47	Memphis, Tenn.	15,106
10/6/62	L	7-40	A	19,000
10/5/63	L	6-20	Rice Stadium	30,000
10/3/64	L	9-31	A	24,000
11/6/65	W	17-3	Astrodome	38,197
10/22/66	L	6-27	Memphis, Tenn.	14,118
10/28/67	L	13-14	A	26,500
10/26/68	W	29-7	A	32,157
10/25/69	W	25-11	Astrodome	48,049
11/7/70	L	13-24	Astrodome	34,119

MISSISSIPPI STATE (9-7)

H: 4-4 • A: 5-3 • N: 0-0

9/29/56	W	18-7	Rice Stadium	56,000
9/24/60	W	14-10	A	14,000
9/30/61	L	7-10	Rice Stadium	27,000
10/20/62	L	3-9	Rice Stadium	15,000
10/14/63	L	0-20	A	27,000
10/24/64	L	13-18	A	27,000
9/18/65	L	0-36	Astrodome	37,216
10/15/66	W	28-0	Astrodome	47,870
10/24/67	W	43-6	A	17,000
10/4/69	W	74-0	Astrodome	36,207
10/10/70	W	31-14	A	28,000
10/28/72	L	13-27	A	29,000
9/20/03	W	42-35	Robertson	26,233
10/22/05	W	28-16	A	40,957
10/10/09	W	31-24	A	48,019
10/9/10	L	24-47	Robertson	32,067

MISSOURI (1-1)

H: 0-1 • A: 1-0 • N: 0-0

9/17/88	W	31-7	A	36,287
9/17/94	L	0-16	Astrodome	18,310

MONTANA (1-0)

H: 1-0 • A: 0-0 • N: 0-0

9/17/55	W	54-12	Rice Stadium	25,000
---------	---	-------	--------------	--------

NAVY (2-1)

H: 1-0 • A: 0-1 • N: 1-0

12/14/80	W	35-0	East Rutherford, N.J. (1)	41,117
11/27/15	W	52-31	TDECU	40,562
10/8/16	L	40-46	A	34,531

1 - Garden State Bowl (East Rutherford, N.J.)

NEBRASKA (1-0)

H: 0-0 • A: 0-0 • N: 1-0

1/1/79	W	17-14	N (1)	72,032
--------	---	-------	-------	--------

1 - Cotton Bowl (Dallas)

NEW MEXICO (2-0)

H: 2-0 • A: 0-0 • N: 0-0

11/18/72	W	33-14	Astrodome	20,366
9/5/81	W	21-10	Astrodome	26,435

NORTH CAROLINA (1-1)

H: 0-1 • A: 1-0 • N: 0-0

10/26/96	L	14-42	Astrodome	16,850
10/16/99	W	20-12	A	32,000

NC STATE (1-1-1)

H: 0-1 • A: 1-0 • N: 0-0-1 • Bowl: 0-0-1

10/7/67	L	6-16	Astrodome	52,483
11/15/69	W	34-13	A	31,000
12/23/74	T	31-31	N (1)	35,122

1 - Bluebonnet Bowl (Houston Astrodome, Houston)

NORTH TEXAS (7-7)

H: 3-3 • A: 4-3 • N: 0-1

11/16/46	L	3-7	Public School	3,500
11/15/47	L	0-33	A	10,000
11/13/48	W	8-6	Public School	3,000
11/12/49	L	23-28	A	10,000
11/11/50	L	13-16	Public School	8,000
11/30/51	W	20-14	A	N/A
11/15/58	L	6-10	A	N/A
10/24/59	L	6-7	Rice Stadium	12,000
10/29/60	W	41-16	A	2,000
10/11/75	L	0-28	Irving, Texas	12,698
9/27/80	W	24-20	Astrodome	23,672
10/24/98	W	31-9	A	13,899
9/10/11	W	42-23	A	28,075
10/6/12	W	44-21	Robertson	25,476

NORTHWESTERN STATE (1-0)

H: 1-0 • A: 0-0 • N: 0-0

9/5/09	W	55-7	Robertson	22,043
--------	---	------	-----------	--------

NOTRE DAME (0-1)

H: 0-0 • A: 0-0 • Bowl: 0-1

1/1/78	L	34-35	N (1)	72,000
--------	---	-------	-------	--------

1 - Cotton Bowl (Dallas)

OHIO STATE (0-1)

H: 0-0 • A: 0-1 • N: 0-0

9/24/94	L	0-52	A	91,740
---------	---	------	---	--------

OKLAHOMA (1-2)

H: 0-0 • A: 0-1 • N: 1-1 • Bowl: 0-1

12/26/81	L	14-40	El Paso, Texas (1)	33,816
9/11/04	L	13-63	A	84,280
9/3/16	W	33-23	Houston, Texas (2)	71,016

1 - Sun Bowl (El Paso, Texas); 2 - Advocare Texas Kickoff (NRG Stadium, Houston)

OKLAHOMA STATE (10-9-1)

H: 5-4-1 • A: 5-5 • N: 0-0

11/24/51	W	31-7	Rice Stadium	12,500
10/4/52	W	10-7	A	15,000
10/17/53	L	7-14	Rice Stadium	25,000
10/16/54	W	14-7	A	24,000
10/15/55	W	21-13	Rice Stadium	27,000
10/20/56	W	13-0	A	25,000
10/19/57	T	6-6	Rice Stadium	20,000
10/18/58	L	0-7	Rice Stadium	13,000
10/17/59	L	12-19	A	13,000
10/15/60	W	12-7	Rice Stadium	15,000
11/18/61	L	24-28	A	10,000
10/1/66	W	35-9	Astrodome	36,104
10/12/68	L	17-21	Astrodome	41,889
9/27/69	L	18-24	A	23,500
9/26/70	L	17-26	A	26,000
9/20/86	W	28-12	A	38,600
9/12/87	L	0-35	Astrodome	16,285
9/23/06	W	34-25	Robertson	28,260
9/6/08	L	37-56	A	45,001
9/12/09	W	35-45	A	50,875

OREGON (0-3)

H: 0-1 • A: 0-2 • N: 0-0

9/24/83	L	14-15	A	26,105
9/1/05	L	24-38	Reliant Stadium	19,981
9/1/07	L	27-48	A	57,662

OREGON STATE (2-1)

H: 2-0 • A: 0-0 • N: 0-1

10/1/60	L	20-29	Portland	22,537
12/2/61	W	23-12	Rice Stadium	12,000
10/17/70	W	19-16	Astrodome	37,791

PENN STATE (1-2)

H: 0-1 • A: 0-1 • N: 1-0

11/14/64	L	7-24	Rice Stadium	25,000
9/17/77	L	14-31	A	61,704
1/1/12	W	30-14	Dallas (1)	46,817

1 - TicketCity Bowl (Cotton Bowl, Dallas)

PITTSBURGH (2-1)

H: 0-1 • A: 1-0 • N: 1-0

9/14/96	W (OT)	42-35	A	27,648
9/13/97	L	24-35	Robertson	17,611
1/2/15	W	35-34	Fort Worth, Texas (1)	37,888

1 - Lockheed Martin Armed Forces Bowl (Fort Worth, Texas)

RICE (29-11)

H: 13-5 • A: 14-7 • N: 2-0

9/11/71	W	23-21	A	62,000
9/9/72	L	13-14	A	51,000
9/13/73	W	24-6	Astrodome	43,917
9/14/74	W	21-0	A	40,000
9/13/75	L	7-24	Astrodome	35,000
11/27/76	W	42-20	A	32,212
11/26/77	W	51-21	A	25,000
12/2/78	W	49-25	Astrodome	33,186
12/1/79	W	63-0	A	27,800
11/29/80	L	7-35	Astrodome	29,500
11/28/81	W	40-3	A	25,000
11/27/82	W	28-21	Astrodome	20,103
9/1/83	W	45-14	A	30,000
12/1/84	W	38-26	Astrodome	30,123
11/30/85	W	24-20	A	16,492
11/29/86	L	13-14	Astrodome	10,399
11/28/87	W	45-21	A	10,300
11/26/88	W	45-14	Astrodome	16,923
12/2/89	W	64-0	A	22,700
9/24/90	W	24-22	Astrodome	24,130
11/16/91	W	41-21	A	22,800
11/28/92	W	61-34	Astrodome	18,114
11/28/93	L	7-37	A	18,100
11/26/94	L	13-31	Astrodome	14,963
12/2/95	W	18-17	A	28,400
9/4/99	W	28-3	Robertson	31,784
9/2/00	L (OT)	27-30	A	40,714
9/1/01	L	14-21	Robertson	23,985
8/31/02	W	24-10	A	30,747
8/30/03	W	48-14	Robertson	25,355
9/5/04	L	7-10	A	28,726
11/26/05	W	35-18	Robertson	12,125
9/2/06	W	31-30	A	23,352
10/13/07	W	56-48	Robertson	26,514
11/29/08	L			



SERIES HISTORY

2017 SEASON

COACHING STAFF

THE COUGARS

SEASON REVIEW

HISTORY & RECORDS

TENNESSEE TECH (1-0)
H: 1-0 • A: 0-0 • N: 0-0

9/5/15	W	52-24	TDECU	30,479
--------	---	-------	-------	--------

TEXAS (7-16-2)
H: 3-7-1 • A: 4-9-1 • N: 0-0

10/3/53	L	7-28	A	30,000
9/21/68	T	20-20	A	66,397
11/6/76	W	30-0	A	77,809
11/5/77	L	21-35	Rice Stadium	72,124
11/11/78	W	10-7	A	83,053
11/10/79	L	13-21	Astrodome	55,155
11/8/80	L	13-15	A	79,154
11/7/81	T	14-14	Astrodome	52,589
11/6/82	L	0-50	A	76,657
11/5/83	L	3-9	Astrodome	47,103
11/10/84	W	29-15	A	80,348
10/9/85	L	24-34	Astrodome	35,821
11/8/86	L	10-30	A	60,650
11/7/87	W	60-4	Astrodome	36,274
11/5/88	W	66-15	A	69,600
11/11/89	W	47-9	Astrodome	45,586
11/10/90	L	24-45	A	82,547
11/9/91	W	23-14	Astrodome	47,911
10/24/92	L	38-45	A	66,038
11/4/93	L	16-34	Astrodome	26,163
11/12/94	L	13-48	A	56,654
11/1/95	L	20-52	Astrodome	32,520
9/23/00	L	0-48	A	81,592
9/22/01	L	26-53	Robertson	31,784
9/21/02	L	11-41	A	82,936

TEXAS A&M (12-19-3)
H: 11-5-1 • A: 1-14-2 • N: 0-0

9/20/52	L	13-21	Rice Stadium	54,000
9/26/53	T	14-14	A	35,000
10/9/54	W	10-7	Rice Stadium	42,000
10/1/55	L	3-21	A	26,000
10/13/56	T	14-14	Rice Stadium	67,009
10/12/57	L	6-28	A	33,000
9/27/58	W	39-14	Rice Stadium	65,131
10/10/59	L	6-28	A	25,000
10/8/60	W	17-0	Rice Stadium	42,000
9/23/61	T	7-7	A	22,000
9/29/62	W	6-3	Rice Stadium	51,000
10/12/63	L	13-23	A	18,500
9/25/64	W	10-0	Robertson	30,000
10/9/65	L	7-10	A	35,000
9/25/76	W	21-10	Rice Stadium	70,001
12/3/77	L	7-27	A	51,790
10/14/78	W	33-0	Astrodome	52,156
10/13/79	W	17-14	A	59,545
10/11/80	W	17-13	Astrodome	46,302
10/10/81	L	6-7	A	66,669
10/9/82	W	24-20	Astrodome	46,302
10/8/83	L	7-30	A	57,622
10/13/84	W	9-7	Astrodome	34,103
10/12/85	L	16-43	A	55,711
10/11/86	L	7-19	Astrodome	28,277
10/10/87	L	17-22	A	64,415
10/8/88	L	16-30	Astrodome	42,361
10/14/89	L	13-17	A	66,423
10/13/90	W	36-31	Astrodome	45,141
10/26/91	L	18-27	A	65,812
11/12/92	L	30-38	Astrodome	38,644
9/10/93	L	10-34	A	60,575
10/8/94	L	7-38	Astrodome	40,184
10/28/95	L	7-31	A	58,277

TEXAS SOUTHERN (1-0)
H: 1-0 • A: 0-0 • N: 0-0

11/24/07	W	59-6	Robertson	12,139
----------	---	------	-----------	--------

TEXAS STATE (3-4)
H: 2-2 • A: 1-2 • N: 0-0

11/22/46	L	7-21	A	N/A
11/22/47	L	0-2	Public School	N/A
11/20/48	L	0-3	A	N/A
9/4/10	W	68-28	Robertson	32,119
9/1/12	L	13-30	Robertson	32,207
9/12/15	W	59-14	TDECU	35,257
9/24/16	W	64-3	A	33,133

TEXAS TECH (18-11-1)
H: 10-3-1 • A: 8-6 • N: 0-2

10/6/51	W	6-0	Rice Stadium	15,000
11/1/52	W	20-7	A	18,000
11/21/53	L	21-41	Rice Stadium	15,000
11/20/54	L	14-61	A	14,000
10/22/55	W	7-0	Rice Stadium	28,000
11/24/56	W	20-7	A	15,000
11/29/58	W	22-17	Rice Stadium	7,500
11/14/59	L	0-27	A	20,000
11/20/76	W	27-19	A	45,102
11/19/77	W	45-7	Astrodome	43,989
11/25/78	L	21-22	A	36,691
11/23/79	W	14-10	Astrodome	25,637
11/22/80	W	34-7	A	36,386
11/21/81	W	15-7	Astrodome	25,169
11/20/82	W	24-7	A	33,548
11/19/83	W	43-41	Astrodome	20,153
11/24/84	W	24-17	A	27,373
11/23/85	W	17-16	Astrodome	14,280
11/22/86	L	7-34	A	10,399
11/21/87	T	10-10	Astrodome	19,295
11/19/88	W	30-29	A	29,204
11/25/89	W	40-24	Astrodome	30,097
9/13/90	W	51-35	A	36,794
11/30/91	L	46-52	Astrodome	18,114
11/21/92	L	35-44	A	27,887
10/13/93	L	7-58	San Antonio	28,652
11/19/94	L	0-34	San Antonio	20,286
11/25/95	L	26-38	Astrodome	15,220
9/26/09	W	29-28	Robertson	32,114
11/27/10	L	20-35	A	53,461

TEXAS TECH (18-11-1)
H: 10-3-1 • A: 8-6 • N: 0-2

10/23/47	L	0-20	Public School	4,500
10/23/48	L	7-15	A	N/A
11/19/49	W	28-21	Public School	7,500
10/7/50	L	16-20	A	1,456
9/12/64	W	34-7	Rice Stadium	13,000

TRINITY (2-3)
H: 2-1 • A: 0-2 • N: 0-0

10/23/47	L	0-20	Public School	4,500
10/23/48	L	7-15	A	N/A
11/19/49	W	28-21	Public School	7,500
10/7/50	L	16-20	A	1,456
9/12/64	W	34-7	Rice Stadium	13,000

TULANE (16-5)
H: 8-3 • A: 6-2 • N: 2-0 • Bowl: 1-0

9/14/68	W	54-7	Astrodome	36,415
12/29/73	W	47-7	Houston (Astrodome) (1)	44,358
11/2/96	W	20-17	A	14,474
11/22/97	L	10-44	Astrodome	26,978
11/21/98	L	20-48	A	26,978
11/6/99	W	36-31	Robertson	16,008
11/4/00	W	23-41	A	16,785
9/7/02	L	13-34	Robertson	16,307
10/11/03	W	45-42	A	27,420
10/30/04	W	24-3	Robertson	17,204
10/8/05	W	35-14	Lafayette, La. (2)	15,454
9/9/06	W	45-7	Robertson	16,506
9/15/07	W	34-10	A	21,311
11/8/08	W	42-14	Robertson	23,552
10/17/09	W	44-16	A	22,891
9/25/10	W	42-23	Robertson	32,007
11/10/11	W	73-17	A	17,657
11/24/12	W	40-17	Robertson	25,402
11/8/14	L	24-31	TDECU	32,205
10/16/15	W	42-7	A	21,522
11/12/16	W	30-18	TDECU	36,552

TULSA (23-18)
H: 14-9 • A: 9-9 • N: 0-0

12/2/50	L	21-28	Rice Stadium	10,000
10/13/51	L	27-46	A	15,000
10/11/52	W	33-7	Rice Stadium	31,000
10/7/53	L	21-23	A	10,000
11/6/54	W	20-7	Rice Stadium	15,400
11/5/55	L	14-7	A	12,059
11/10/56	W	14-0	Rice Stadium	20,000
11/23/57	W	13-7	A	13,486
11/1/58	L	20-25	Rice Stadium	26,000
10/31/59	W	22-13	A	12,034
11/26/60	L	16-26	Rice Stadium	7,000
11/11/61	W	14-2	A	10,278
11/10/62	W	35-31	Rice Stadium	15,000

UCONN (1-1)
H: 1-0 • A: 0-1 • N: 0-0

11/21/15	L	17-20	A (1)	26,879
9/29/16	W	42-14	TDECU	40,873

UNLV (3-0)
H: 2-0 • A: 1-0 • N: 0-0

9/2/89	W	69-0	A	22,416
9/8/90	W	37-9	Astrodome	20,138
9/20/14	W	47-14	TDECU	23,408

USC (0-3)
H: 0-1 • A: 0-2 • N: 0-0

9/4/93	L	7-49	A	49,438
9/16/95	L	10-45	A	50,279
9/21/96	L	9-29	Astrodome	21,035

USF (2-2)
H: 1-1 • A: 1-1 • N: 0-0

11/3/01	L	6-45	A	32,711
11/23/02	L	14-32	Robertson	12,856
10/31/13	W	35-23	Reliant	22,707
11/1/14	W	27-3	A	29,782

UTAH (4-0)
H: 3-0 • A: 1-0 • N: 0-0

12/3/66	W	34-14	Astrodome	35,257
11/27/71	W	42-16	Astrodome	26,618
9/24/77	W	34-16	A	26,232
9/23/78	W	42-25	Astrodome	30,000

UTAH STATE (1-0)
H: 1-0 • A: 0-0 • N: 0-0

9/26/81	W	35-7	Astrodome	27,462
---------	---	------	-----------	--------

UTAH STATE (1-0)
H: 1-0 • A: 0-0 • N: 0-0

11/16/63	L	21-22	A	5,662
10/10/64	L	23-31	Rice Stadium	15,000
9/11/65	L	0-14	Astrodome	37,000
11/5/66	W	73-14	Astrodome	42,061
11/25/67	L	13-22	A	26,300
11/23/68	W	100-6	Astrodome	34,098
11/8/69	W	47-14	A	17,750
10/31/70	W	21-9	Astrodome	34,119
9/23/72	W	21-0	A	23,200
12/1/73	W	35-16	Astrodome	21,500
11/30/74	L	14-30	A	15,500
11/29/75	W	42-30	Astrodome	12,127
9/7/85	L	24-31	A	28,156
9/27/86	L	14-24	Astrodome	12,445
10/15/88	W	82-28	Astrodome	14,068
9/5/92	L	25-28	A	33,619
9/11/93	L	38-24	Astrodome	15,138
10/1/05	W	30-23	A	15,580
11/4/06	W	27-10	Robertson	22,452
11/10/06	L	56-7	A	25,428
11/15/08	W	70-30	Robertson	20,855
11/7/09	W	46-45	A	20,243
11/13/10	L	25-28	Robertson	30,046
11/25/11	W	48-16	A	29,015
11/10/12	L	7-41	Robertson	25,827
11/22/14	W	38-28	TDECU	23,572
10/3/15	W	38-24	A	17,146
10/15/16	W	38-31	TDECU	38,221

UTAH STATE



ALL-TIME RESULTS

* – Indicates conference game

Far left rankings indicate Houston's Associated Press ranking

AP rankings from 1936-present

Home games listed in **Bold**

JEWELL WALLACE

1946-47 • 7-14

1946 (4-6 • 1-4 LSC)

Sept. 21	L	7-13	Louisiana-Lafayette	11,000
Sept. 27	W	14-12	at West Texas State	4,000
Oct. 5	W	32-7	at Fort Hood	N/A
Oct. 12	W	34-0	Texas A&I	6,500
Oct. 19	L	14-20	* at East Texas State	6,000
Oct. 26	L	7-21	at UTEP	7,500
Nov. 9	W	16-7	* Stephen F. Austin	5,000
Nov. 16	L	3-7	* North Texas	3,500
Nov. 22	L	7-21	* at Texas State	N/A
Nov. 28	L	6-28	* Sam Houston State	5,000

Home games played at Public School Stadium

1947 (3-8 • 0-6 LSC)

Sept. 20	W	19-7	Centenary	7,000
Sept. 27	W	14-13	McMurray College	5,000
Oct. 4	W	35-12	Daniel Baker	4,000
Oct. 11	L	0-13	at Texas A&I	7,000
Oct. 18	L	7-33	* East Texas State	6,000
Oct. 25	L	0-20	* Trinity	4,500
Nov. 1	L	7-33	vs. Hardin-Simmons (C)	8,000
Nov. 8	L	14-25	* at Stephen F. Austin	3,900
Nov. 15	L	0-33	* at North Texas	10,000
Nov. 22	L	0-2	* Texas State	N/A
Nov. 27	L	0-23	* at Sam Houston State	N/A

Home games played at Public School Stadium; C—Corpus Christi

CLYDE LEE

1948-54 • 37-32-2

1 Missouri Valley Conference championship
1 Bowl Win • 1 Bowl game

1948 (5-6 • 3-3 LSC)

Sept. 18	W	14-0	Texas A&I	8,000
Sept. 25	L	7-35	at UTEP	6,000
Oct. 2	L	7-21	at Louisiana-Lafayette	N/A
Oct. 9	W	40-33	Louisiana Tech	5,000
Oct. 16	W	18-7	* at East Texas State	N/A
Oct. 23	L	7-15	* at Trinity	N/A
Oct. 30	L	13-28	at West Texas State	5,000
Nov. 6	L	13-21	* Stephen F. Austin	N/A
Nov. 13	W	8-6	* North Texas State	3,000
Nov. 20	L	0-3	* at Texas State	N/A
Nov. 25	W	22-13	* Sam Houston State	N/A

All home games played at Public School Stadium

1949 (5-4-1 • 1-2 GCC)

Sept. 17	L	13-14	William & Mary	20,000
Oct. 1	W	28-6	Wichita State	8,000
Oct. 8	W	28-7	at Louisiana-Lafayette	N/A
Oct. 15	W	14-13	West Texas State	6,000
Oct. 22	T	27-27	Hardin-Simmons	8,000
Oct. 29	L	21-33	* at Northwestern State	12,000
Nov. 5	L	14-20	at St. Bonaventure	5,000
Nov. 12	L	23-28	* at North Texas	10,000
Nov. 19	W	28-21	* Trinity	7,500
Nov. 24	W	35-0	at Saint Louis	6,823

*Home games played at Public School Stadium;
W – Played at Wichita Falls, Texas*

1950 (4-6)

Sept. 23	L	14-29	St. Bonaventure (P)	14,000
Sept. 30	L	7-34	at Baylor	25,000
Oct. 7	L	16-20	at Trinity	1,456
Oct. 14	W	27-7	Louisville (P)	14,342
Oct. 20	L	13-14	at Hardin-Simmons	N/A
Oct. 28	W	46-6	at Wichita State	10,000
Nov. 11	L	13-16	North Texas (P)	8,000
Nov. 18	W	36-18	William & Mary (R)	25,000
Nov. 24	W	40-18	Midwestern State (P)	2,500
Dec. 2	L	21-28	Tulsa (R)	10,000

P – Played at Public School Stadium; R – Played at Rice Stadium

1951 (6-5 • 2-2 MVC)

• Salad Bowl Champions

Sept. 22	L	0-19	#9 Baylor	55,000
Sept. 28	W	33-7	* at Detroit	14,000
Oct. 6	W	6-0	Texas Tech	15,000
Oct. 13	L	27-46	* at Tulsa	15,000
Oct. 20	W	35-27	Hardin-Simmons	15,000
Oct. 27	L	27-33	Villanova	N/A
Nov. 3	L	14-19	* at Wichita State	6,000
Nov. 10	L	28-35	at Louisville	2,500
Nov. 24	W	31-7	* Oklahoma State	12,500
Nov. 30	W	20-14	at North Texas	N/A

Salad Bowl (Phoenix, Ariz.)

Jan. 1	W	26-21	vs. Dayton	17,000
--------	---	-------	------------	--------

Home games played at Rice Stadium

1952 (8-2 • 3-0 MVC)

• Missouri Valley Conference Champions
• No. 19 (UPI)

Sept. 20	L	13-21	Texas A&M	54,000
Sept. 27	W	17-7	at Arkansas	12,000
Oct. 4	W	10-7	* at Oklahoma State	15,000
Oct. 11	W	33-7	* Tulsa	31,000
Oct. 25	W	6-0	at Arizona State	15,000
Nov. 1	W	20-7	at Texas Tech	18,000
Nov. 8	L	0-6	#14 Mississippi	34,000
Nov. 15	W	28-6	Baylor	33,000
#19 Nov. 29	W	33-19	* Detroit	7,200
Dec. 6	W	20-0	Wyoming	23,000

Home games played at Rice Stadium

1953 (4-4-1 • 1-2 MVC)

Sept. 26	T	14-14	at Texas A&M	35,000
Oct. 3	L	7-28	at #17 Texas	30,000
Oct. 9	W	25-19	* at Detroit	12,650
Oct. 17	L	7-14	* Oklahoma State	25,000
Oct. 24	W	24-20	Arizona State	12,000
Nov. 7	L	21-23	* at Tulsa	10,000
Nov. 14	W	37-7	at Baylor	15,000
Nov. 21	L	21-41	#17 Texas Tech	15,000
Dec. 5	W	33-19	Tennessee	23,000

Home games played at Rice Stadium

1954 (5-5 • 3-1 MVC)

Sept. 18	L	13-53	at Baylor	22,000
Oct. 9	W	10-7	Texas A&M	42,000
Oct. 16	W	14-7	* at Oklahoma State	24,000
Oct. 22	W	28-7	at Villanova	57,817
Oct. 30	L	7-9	* at Wichita State	16,115
Nov. 6	W	20-7	* Tulsa	15,400
Nov. 13	L	0-26	#7 Mississippi	23,000
Nov. 20	L	14-61	at Texas Tech	14,000
Nov. 27	L	0-19	Arkansas	25,000
Dec. 4	W	19-7	* Detroit	7,500

Home games played at Rice Stadium

BILL MEEK

1955-56 • 13-6-1

1 Missouri Valley Conference championship

1955 (6-4 • 2-2 MVC)

Sept. 17	W	54-12	Montana	25,000
Oct. 1	L	3-21	at Texas A&M	26,000
Oct. 7	W	7-0	* at Detroit	11,470
Oct. 15	W	21-13	* Oklahoma State	27,000
Oct. 22	W	7-0	Texas Tech	28,000
Oct. 29	L	7-21	* Wichita State	18,000
Nov. 5	L	14-17	* at Tulsa	12,059
Nov. 12	L	11-27	at #14 Mississippi	20,000
Nov. 19	W	26-14	Villanova	12,000
Dec. 3	W	26-14	Wyoming	10,000

Home games played at Rice Stadium

1956 (7-2-1 • 4-0 MVC)

• Missouri Valley Conference Champions

Sept. 29	W	18-7	Mississippi State	56,000
Oct. 6	L	0-14	at #6 Mississippi	25,000
Oct. 13	T	14-14	#9 Texas A&M	67,009
Oct. 20	W	13-0	* at Oklahoma State	25,000
Oct. 27	L	0-12	at Auburn	20,000
Nov. 3	W	41-16	* at Wichita State	11,193
Nov. 10	W	14-0	* Tulsa	20,000
Nov. 17	W	26-13	Villanova	15,000
Nov. 24	W	20-7	at Texas Tech	15,000
Dec. 1	W	39-7	* Detroit	10,000

Home games played at Rice Stadium

HAROLD LAHAR

1957-61 • 24-23-2

2 Missouri Valley Conference championships

1957 (5-4-1 • 3-0-1 MVC)

• Missouri Valley Conference Champions

Sept. 21	W	7-0	#14 Miami (Fla.)	52,000
Sept. 28	L	6-14	at #11 Baylor	22,000
Oct. 5	W	7-0	* at Cincinnati	N/A
Oct. 12	L	6-28	at #3 Texas A&M	33,000
Oct. 19	T	6-6	* Oklahoma State	20,000
Oct. 26	L	7-48	#5 Auburn	28,000
Nov. 2	L	7-20	at #14 Mississippi	30,000
Nov. 9	W	27-12	vs. Mississippi Southern (J)	11,000
Nov. 16	W	27-6	* at Wichita State	6,000
Nov. 23	W	13-7	* at Tulsa	13,486

Home games played at Rice Stadium; J—Jackson, Miss.

1958 (5-4 • 2-2 MVC)

Sept. 27	W	39-14	Texas A&M	65,131
#19 Oct. 4	W	34-13	* at Cincinnati	N/A
#19 Oct. 11	W	44-0	* Wichita State	25,000
#15 Oct. 18	L	0-7	Oklahoma State	27,000
Nov. 1	L	20-25	* Tulsa	26,000
Nov. 8	L	7-56	at #9 Mississippi	20,000
Nov. 15	L	6-10	* at North Texas	N/A
Nov. 21	W	37-26	at Miami (Fla.)	24,822
Nov. 29	W	22-17	Texas Tech	7,500

Home games played at Rice Stadium

2017 SEASON

COACHING STAFF

THE COUGARS

SEASON REVIEW

HISTORY & RECORDS



ALL-TIME RESULTS

1959 (3-7 • 3-1 MVC)

• Missouri Valley Conference Champions

Sept. 19	L	0-16	#8 Mississippi	45,000
Sept. 26	L	0-3	Alabama	27,000
Oct. 3	W	13-12	* Cincinnati	16,000
Oct. 10	L	6-28	at Texas A&M	25,000
Oct. 17	L	12-19	at Oklahoma State	13,000
Oct. 24	L	6-7	* North Texas	12,000
Oct. 31	W	22-13	* at Tulsa	12,034
Nov. 7	W	28-13	* at Wichita State	12,000
Nov. 14	L	0-27	at Texas Tech	20,000
Nov. 26	L	18-32	Washington State	6,000

Home games played at Rice Stadium

1960 (6-4)

Sept. 17	L	0-42	#2 Mississippi	44,000
Sept. 24	W	14-10	at Mississippi State	14,000
Oct. 1	L	20-29	vs. Oregon State (P)	22,537
Oct. 8	W	17-0	Texas A&M	42,000
Oct. 15	W	12-7	Oklahoma State	15,000
Oct. 22	L	0-14	at Alabama	30,000
Oct. 29	W	41-16	at North Texas	2,000
Nov. 5	W	14-0	Cincinnati	10,000
Nov. 12	W	7-6	at Florida State	10,400
Nov. 26	L	16-26	Tulsa	7,000

Home games played at Rice Stadium; P – Played at Portland, Ore.

1961 (5-4-1)

Sept. 23	T	7-7	at Texas A&M	22,000
Sept. 30	L	7-10	Mississippi State	27,000
Oct. 7	W	21-0	Boston College	12,000
Oct. 14	L	7-47	vs. #1 Mississippi (M)	15,106
Oct. 21	W	13-7	at Cincinnati	11,000
Oct. 28	L	0-17	#4 Alabama	24,000
Nov. 11	W	14-2	at Tulsa	10,278
Nov. 18	L	24-28	at Oklahoma State	10,000
Nov. 25	W	28-8	Florida State	7,000
Dec. 2	W	23-12	Oregon State	12,000

Home games played at Rice Stadium; M – Memphis, Tenn.

BILL YEOMAN

1962-86 • 160-108-8

4 Southwest Conference championships
6 Bowl Wins • 11 Bowl Games

1962 (7-4)

• Tangerine Bowl Champions

Sept. 22	W	19-0	Baylor	32,000
Sept. 29	W	6-3	Texas A&M	51,000
Oct. 6	L	7-40	at #7 Mississippi	19,000
Oct. 13	L	3-14	at #1 Alabama	30,000
Oct. 20	L	3-9	Mississippi State	15,000
Oct. 27	L	0-14	at Boston College	17,500
Nov. 3	W	7-0	at Florida State	20,000
Nov. 10	W	35-31	Tulsa	15,000
Nov. 24	W	27-25	at Louisville	4,126
Dec. 1	W	42-14	Cincinnati	10,000

Tangerine Bowl – Orlando

Dec. 22	W	49-21	Miami (Ohio)	20,000
---------	---	-------	--------------	--------

Home games played at Rice Stadium

1963 (2-8)

Sept. 21	L	14-21	Auburn	30,000
Sept. 28	L	0-27	at Baylor	20,000
Oct. 5	L	6-20	#10 Mississippi	30,000
Oct. 12	L	13-23	at Texas A&M	18,500
Oct. 19	L	0-20	at Mississippi State	27,000
Oct. 26	L	13-21	at #6 Alabama	27,000
Nov. 2	W	55-18	Detroit	15,000
Nov. 16	L	21-22	at Tulsa	5,662
Nov. 30	L	6-29	at Memphis	13,655
Dec. 14	W	21-7	Louisville	5,000

Home games played at Rice Stadium

1964 (2-6-1)

Sept. 12	W	34-7	Trinity (R)	13,000
Sept. 19	L	0-30	at #8 Auburn	25,000
Sept. 25	W	10-0	Texas A&M (Rob)	30,000
Oct. 3	L	9-31	at Mississippi	24,000
Oct. 10	L	23-31	Tulsa (R)	15,000
Oct. 24	L	13-18	at Mississippi State	27,000
Nov. 7	T	13-13	Florida State (R)	16,000
Nov. 14	L	7-24	Penn State (R)	25,000
Nov. 28	L	6-20	Cincinnati (R)	10,000

R – Played at Rice Stadium; Rob – Played at Robertson Stadium

1965 (4-5-1)

Sept. 11	L	0-14	Tulsa	37,138
Sept. 18	L	0-36	Mississippi State	27,216
Sept. 24	W	21-6	Cincinnati	27,576
Oct. 9	L	7-10	at Texas A&M	35,000
Oct. 16	L	12-44	at Miami (Fla.)	39,575
Oct. 23	L	8-17	at Tennessee	34,504
Oct. 30	W	40-7	Chattanooga	32,731
Nov. 6	W	17-3	Mississippi	38,197
Nov. 13	W	38-21	#10 Kentucky	37,248
Nov. 20	T	16-16	at Florida State	25,135

Home games played at the Houston Astrodome

1966 (8-2)

No. 17 (UPI)

Sept. 17	W	21-7	at Florida State	35,643
Sept. 23	W	21-7	Washington State	36,104
Oct. 1	W	35-9	Oklahoma State	43,743
Oct. 15	W	28-0	Mississippi State	47,870
Oct. 22	L	6-27	vs. Mississippi (M)	14,118
Oct. 29	W	48-9	Tampa	41,182
Nov. 5	W	73-14	Tulsa	42,061
Nov. 12	W	56-18	at Kentucky	32,000
Nov. 26	L	13-14	Memphis	41,313
Dec. 3	W	34-14	Utah	35,257

Home games played at the Houston Astrodome; M – Memphis, Tenn.

1967 (7-3)

No. 19 (UPI)

Sept. 15	W	33-13	Florida State	40,336
Sept. 23	W	37-7	at #3 Michigan State	75,833
#3 Sept. 29	W	50-6	Wake Forest	41,769
#2 Oct. 7	L	6-16	North Carolina State	52,483
#9 Oct. 21	W	43-6	at Mississippi State	17,000
#9 Oct. 28	L	13-14	at Mississippi	26,500
Nov. 4	W	15-14	#5 Georgia	53,356
#10 Nov. 11	W	35-18	Memphis	46,050
Nov. 18	W	77-6	Idaho	40,050
#10 Nov. 25	L	13-22	at Tulsa	26,300

Home games played at the Houston Astrodome

1968 (6-2-2)

No. 18 (AP) • No. 20 (tie) (UPI)

Sept. 14	W	54-7	Tulane	36,415
Sept. 21	T	20-20	at #4 Texas	66,397
#12 Oct. 4	W	71-33	Cincinnati	31,881
#11 Oct. 12	L	17-21	Oklahoma State	41,889
Oct. 26	W	29-7	at #17 Mississippi	32,157
#15 Nov. 2	T	10-10	at #7 Georgia	59,381
#13 Nov. 9	W	27-7	at Memphis	35,592
#14 Nov. 16	W	77-3	Idaho	30,412
#11 Nov. 23	W	100-6	Tulsa	34,098
#10 Nov. 29	L	20-40	at Florida State	39,400

Home games played at the Houston Astrodome

1969 (9-2)

• Bluebonnet Bowl Champions

No. 12 (AP) • No. 16 (UPI)

#7 Sept. 20	L	34-59	at Florida	53,807
Sept. 27	L	18-24	at Oklahoma State	23,500
Oct. 4	W	74-0	Mississippi State	36,207
Oct. 11	W	34-17	at Arizona	32,800
Oct. 25	W	25-11	#17 Mississippi	48,049
Nov. 1	W	38-36	Miami (Fla.)	25,498
Nov. 8	W	47-14	at Tulsa	17,750
#18 Nov. 15	W	34-13	at North Carolina State	31,000
#19 Nov. 22	W	41-14	Wyoming	35,389
#18 Nov. 29	W	41-13	Florida State	36,508

Bluebonnet Bowl – Houston (Houston Astrodome)

#17 Dec. 31	W	36-7	#12 Auburn	55,203
-------------	---	------	------------	--------

Home games played at the Houston Astrodome

1970 (8-3)

No. 13 (tie) (UPI) • No. 19 (AP)

#15 Sept. 19	W	42-15	Syracuse	40,439
#11 Sept. 26	L	17-26	at Oklahoma State	26,000
Oct. 10	W	31-14	at Mississippi State	28,000
#19 Oct. 17	W	19-16	Oregon State	37,791
Oct. 24	L	21-31	Alabama	46,869
Oct. 31	W	21-9	Tulsa	34,119
#18 Nov. 7	L	13-24	at #13 Mississippi	36,535
Nov. 14	W	28-0	Wyoming	26,987
Nov. 21	W	26-2	Wake Forest	28,569
Nov. 26	W	53-21	at Florida State	18,053
#18 Dec. 5	W	36-3	at Miami (Fla.)	17,798

Home games played at the Houston Astrodome

1971 (9-3)

• Bluebonnet Bowl

No. 14 (UPI) • No. 17 (AP)

Sept. 11	W	23-21	at Rice	62,000
#20 Sept. 18	L	17-18	at #16 Arizona State	50,446
Sept. 25	W	12-3	at Cincinnati	12,542
Oct. 2	W	34-20	San Jose State	31,754
Oct. 15	W	42-9	Villanova	26,709
Oct. 23	L	20-34	at #4 Alabama	56,939
Oct. 30	W	14-7	#19 Florida State	33,598
#19 Nov. 6	W	35-7	at Memphis	10,132
#18 Nov. 13	W	56-29	Virginia Tech	28,105
#16 Nov. 20	W	27-6	Miami (Fla.)	29,276
#15 Nov. 27	W	42-16	Utah	26,618

Bluebonnet Bowl – Houston (Houston Astrodome)

#15 Dec. 31	L	17-29	#8 Colorado	54,720
-------------	---	-------	-------------	--------

Home games played at the Houston Astrodome

1972 (6-4-1)

Sept. 9	L	13-14	at Rice	51,000
Sept. 16	L	28-33	#13 Arizona State	24,628
Sept. 23	W	21-0	at Tulsa	23,200
Oct. 7	T	27-27	at Virginia Tech	26,000
Oct. 14	W	49-14	San Diego State	29,891
Oct. 21	L	13-33	at #15 Miami (Fla.)	17,860
Oct. 28	L	13-27	at Mississippi State	29,000
Nov. 4	W	31-27	at Florida State	29,482
Nov. 11	W	48-13	Colorado State	23,143
Nov. 18	W	33-14	New Mexico	20,366
Nov. 25	W	49-0	Cincinnati	18,795

Home games played at the Houston Astrodome

2017 SEASON

COACHING STAFF

THE COUGARS

SEASON REVIEW

HISTORY & RECORDS



ALL-TIME RESULTS

2017 SEASON

COACHING STAFF

THE COUGARS

SEASON REVIEW

HISTORY & RECORDS

1973 (11-1) • Bluebonnet Bowl Champions No. 9 (AP) • No. 13 (UPI)

#18	Sept. 15	W	24-6	Rice	43,917
#16	Sept. 27	W	27-19	South Carolina	24,019
#15	Sept. 29	W	35-21	at Memphis	40,126
#14	Oct. 6	W	14-9	at San Diego State	37,489
#14	Oct. 12	W	54-27	Virginia Tech	27,103
#14	Oct. 19	W	30-7	at Miami (Fla.)	29,340
#12	Oct. 27	L	0-7	at #5 Auburn	58,426
#18	Nov. 3	W	34-3	Florida State	27,587
#15	Nov. 10	W	28-20	at Colorado State	17,532
#14	Nov. 24	W	35-0	Wyoming	18,441
#14	Dec. 1	W	35-16	Tulsa	21,500

Bluebonnet Bowl – Houston (Houston Astrodome)

#14	D29	W	47-7	vs. Tulane	44,358
-----	-----	---	------	------------	--------

Home games played at the Houston Astrodome

1974 (8-3-1) • Bluebonnet Bowl No. 11 (UPI) • No. 19 (AP)

#11	Sept. 7	L	9-30	at Arizona State	50,227
#19	Sept. 14	W	21-0	at Rice	40,000
Sept. 21	L	3-20	Miami (Fla.)	18,767	
Sept. 28	W	49-12	at Virginia Tech	30,000	
Oct. 5	W	24-14	at South Carolina	38,147	
Oct. 19	W	35-0	Villanova	24,525	
Oct. 25	W	27-6	Cincinnati	19,193	
Nov. 2	W	31-24	at Georgia	48,100	
#14	Nov. 16	W	13-10	Memphis	23,893
#15	Nov. 23	W	23-8	at Florida State	18,195
#15	Nov. 30	L	14-30	at Tulsa	15,500

Bluebonnet Bowl – Houston (Houston Astrodome)

#15	Dec. 23	T	31-31	vs. #13 NC State	35,122
-----	---------	---	-------	------------------	--------

Home games played at the Houston Astrodome

1975 (2-8)

Sept. 6	W	20-3	Lamar	24,075
Sept. 13	L	7-24	Rice	35,585
Sept. 27	L	16-26	SMU	28,713
Oct. 11	L	0-28	vs. North Texas (1)	12,698
Oct. 17	L	20-24	at Miami (Fla.)	15,362
Nov. 1	L	23-28	at Cincinnati	16,246
Nov. 8	L	28-34	Virginia Tech	17,350
Nov. 15	L	7-14	at Memphis	22,630
Nov. 22	L	22-23	Florida State	13,244
Nov. 29	W	42-30	Tulsa	12,127

*Home games played at the Houston Astrodome;
1 – Played in Irving, Texas*

1976 (10-2 • 7-1 SWC)

• Cotton Bowl Champions • Southwest Conference Co-Champions No. 4 (AP) • No. 4 (UPI)

Sept. 11	W	23-5	* at Baylor	37,500	
Sept. 18	L	14-49	at Florida	49,820	
Sept. 25	W	21-10	* #9 Texas A&M (R)	70,001	
Oct. 9	W	50-7	West Texas State (D)	23,498	
#19	Oct. 16	W	29-6	* at SMU	28,204
#14	Oct. 23	L	7-14	* #15 Arkansas (R)	47,192
Oct. 30	W	49-21	* TCU (D)	18,263	
#19	Nov. 6	W	30-0	* at #20 Texas	77,809
#9	Nov. 20	W	27-19	* at #5 Texas Tech	45,102
#7	Nov. 27	W	42-20	* at Rice	32,212
#6	Dec. 4	W	21-16	Miami (Fla.) (D)	20,849

Cotton Bowl – Dallas, Texas

#6	Jan. 1	W	30-21	vs. #4 Maryland	58,500
----	--------	---	-------	-----------------	--------

D – Played at the Houston Astrodome; R – Played at Rice Stadium

1977 (6-5 • 4-4 SWC)

#9	Sept. 12	W	17-13	#11 UCLA (D)	38,131
#9	Sept. 17	L	14-31	at #10 Penn State	61,704
#19	Sept. 24	W	34-16	at Utah	26,232
#19	Oct. 1	W	28-24	* Baylor (D)	37,421
#19	Oct. 15	L	23-37	* SMU (D)	30,774
Oct. 22	L	0-34	* vs. #9 Arkansas (L)	53,924	
Oct. 29	W	42-14	* at TCU	17,853	
Nov. 5	L	21-35	* #1 Texas (R)	72,124	
Nov. 19	W	45-7	* #16 Texas Tech (D)	43,989	
Nov. 26	W	51-21	* at Rice	25,000	
Dec. 3	L	7-27	* at #17 Texas A&M	51,790	

*D – Played at the Houston Astrodome; R – Played at Rice Stadium;
L – Played in Little Rock, Ark.*

1978 (9-3, 7-1 SWC)

• Cotton Bowl • Southwest Conference Champions No. 10 (AP) • No. 11 (UPI)

Sept. 16	L	3-17	at Memphis	31,316	
Sept. 23	W	42-25	Utah	30,000	
Sept. 30	W	27-21	at #10 Florida State	41,142	
Oct. 7	W	20-18	* at Baylor	35,000	
Oct. 14	W	33-0	* #6 Texas A&M	52,156	
#11	Oct. 21	W	42-28	* at SMU	64,871
#11	Oct. 28	W	20-9	* #9 Arkansas	50,913
#10	Nov. 4	W	63-6	* TCU	30,011
#8	Nov. 11	W	10-7	* at #6 Texas	83,053
#5	Nov. 25	L	21-22	* at Texas Tech	36,691
#9	Dec. 2	W	49-25	* Rice	33,186

Cotton Bowl – Dallas

#9	Jan. 1	L	34-35	vs. #10 Notre Dame	72,000
----	--------	---	-------	--------------------	--------

Home games played at the Houston Astrodome

1979 (11-1 • 7-1 SWC)

• Cotton Bowl Champions • Southwest Conference Co-Champions No. 5 (AP) • No. 5 (UPI)

#16	Sept. 8	W	24-16	at UCLA (1)	40,008
#13	Sept. 15	W	14-10	Florida	34,432
#8	Sept. 29	W	49-10	West Texas State	27,080
#6	Oct. 6	W	13-10	* Baylor	41,371
#7	Oct. 13	W	17-14	* at Texas A&M	59,545
#5	Oct. 20	W	37-10	* SMU	43,409
#6	Oct. 27	W	13-10	* at #4 Arkansas	43,319
#4	Nov. 3	W	21-10	* at TCU	25,412
#5	Nov. 10	L	13-21	* #8 Texas	55,155
#9	Nov. 23	W	14-10	* Texas Tech	25,637
#10	Dec. 1	W	63-0	* at Rice	27,800

Cotton Bowl – Dallas, Texas

#8	Jan. 1	W	17-14	vs. #7 Nebraska	72,032
----	--------	---	-------	-----------------	--------

*Home games played at the Houston Astrodome
1 – played at Los Angeles Coliseum*

1980 (7-5 • 5-3 SWC)

• Garden State Bowl Champions

#9	Sept. 13	L	13-29	at Arizona State	64,868
#18	Sept. 20	L	7-14	Miami (Fla.)	31,423
Sept. 27	W	24-20	North Texas	23,672	
Oct. 4	L	12-24	* at #20 Baylor	40,000	
Oct. 11	W	17-13	* Texas A&M	46,525	
Oct. 18	W	13-11	* at SMU	32,109	
Oct. 25	W	24-17	* Arkansas	41,308	
Nov. 1	W	37-5	* TCU	26,502	
Nov. 8	L	13-15	* at Texas	79,154	
Nov. 22	W	34-7	* at Texas Tech	36,386	
Nov. 29	L	7-35	* Rice	29,950	

Garden State Bowl – East Rutherford, N.J.

Dec. 14	W	35-0	Navy	41,117
---------	---	------	------	--------

Home games played at the Houston Astrodome

1981 (7-4-1 • 5-2-1)

• Sun Bowl

Sept. 5	W	21-10	New Mexico	26,435
Sept. 19	L	7-12	at #16 Miami (Fla.)	32,586
Sept. 26	W	35-7	Utah State	27,462
Oct. 3	W	24-3	* Baylor	28,118
Oct. 10	L	6-7	* at Texas A&M	66,569
Oct. 17	L	22-38	* #10 SMU	36,892
Oct. 24	W	20-17	* vs. #12 Arkansas (L)	54,618
Oct. 31	W	20-16	* at TCU	13,257
Nov. 7	T	14-14	* #5 Texas	52,589
Nov. 21	W	15-7	* Texas Tech	25,169
Nov. 28	W	40-3	* at Rice	25,000

Sun Bowl – El Paso, Texas

Dec. 26	L	14-40	Oklahoma	33,816
---------	---	-------	----------	--------

*Home games played at the Houston Astrodome;
L – Played in Little Rock, Ark.*

1982 (5-5-1 • 4-3-1 SWC)

Sept. 11	L	12-31	at #19 Miami (Fla.)	24,687
Sept. 18	L	10-24	#13 Arizona State	30,103
Sept. 25	W	48-3	Lamar	26,500
Oct. 2	T	21-21	* at Baylor	31,750
Oct. 9	W	24-20	* Texas A&M	46,302
Oct. 16	L	14-20	* at #5 SMU	31,817
Oct. 23	L	3-38	* #6 Arkansas	37,503
Oct. 30	W	31-27	* TCU	21,103
Nov. 6	L	0-50	* at Texas	76,657
Nov. 20	W	24-7	* at Texas Tech	33,548
Nov. 27	W	28-21	* Rice	20,103

Home games played at the Houston Astrodome

1983 (4-7 • 3-5 SWC)

Sept. 1	W	45-14	* at Rice	30,000
Sept. 10	L	7-29	Miami (Fla.)	25,000
Sept. 17	W	42-35	Lamar	25,456
Sept. 24	L	14-15	at Oregon	26,105
Oct. 1	L	21-42	* Baylor	26,640
Oct. 8	L	7-30	* at Texas A&M	57,622
Oct. 22	L	3-24	* at Arkansas	41,080
Oct. 29	W	28-21	* at TCU	16,810
Nov. 5	L	3-9	* #2 Texas	47,103
Nov. 19	W	43-41	* Texas Tech	20,153
Nov. 26	L	23-34	* vs. #6 SMU (1)	70,000

*Home games played at the Houston Astrodome;
1 – Played in Mirage Bowl (Tokyo, Japan)*

1984 (7-5 • 6-2 SWC)

• Cotton Bowl • Southwest Conference Co-Champions

Sept. 15	W	30-17	Miami (Ohio)	28,750
Sept. 22	L	7-35	at #9 Washington	59,534
Sept. 29	L	28-30	Louisville	22,533
Oct. 6	W	27-17	* at Baylor	34,500
Oct. 13	W	9-7	* Texas A&M	34,103
Oct. 20	W	29-20	* at #6 SMU	28,361
Oct. 27	L	3-17	* Arkansas	28,347
Nov. 3	L	14-21	* #20 TCU	20,102
Nov. 10	W	29-15	* at #3 Texas	80,348
Nov. 24	W	24-17	* at Texas Tech	27,373
Dec. 1	W	38-26	* Rice	30,123

Cotton Bowl – Dallas

Jan. 1	L	28-45	vs. #8 Boston College	67,381
--------	---	-------	-----------------------	--------

Home games played at the Houston Astrodome



ALL-TIME RESULTS

1985 (4-7 • 3-5 SWC)

Sept. 7	L	24-31	at Tulsa	28,156
Sept. 21	L	12-29	Washington	20,522
Sept. 28	W	49-27	at Louisville	30,334
Oct. 5	L	21-24	* Baylor	25,787
Oct. 12	L	16-43	* at Texas A&M	55,711
Oct. 19	L	13-37	* SMU	21,761
Oct. 26	L	27-57	* vs. #14 Arkansas (L)	53,860
Nov. 2	W	26-21	* at TCU	19,854
Nov. 9	L	24-34	* Texas	35,821
Nov. 23	W	17-16	* Texas Tech	14,280
Nov. 30	W	24-20	* at Rice	16,492

Home games played at the Houston Astrodome;
L – Played in Little Rock, Ark.

1986 (1-10 • 0-8 SWC)

Sept. 6	L	3-37	at #11 Arizona	50,593
Sept. 20	W	28-12	at Oklahoma State	38,600
Sept. 27	L	14-24	Tulsa	12,445
Oct. 4	L	13-27	* at Baylor	34,000
Oct. 11	L	7-19	* #14 Texas A&M	28,277
Oct. 18	L	3-10	* at #20 SMU	25,967
Oct. 25	L	13-30	* #14 Arkansas	16,060
Nov. 1	L	14-30	* TCU	10,125
Nov. 8	L	10-30	* at Texas	60,650
Nov. 22	L	7-34	* at Texas Tech	30,196
Nov. 29	L	13-14	* Rice	10,399

Home games played at the Houston Astrodome

JACK PARDEE

1987-89 • 22-11-1

1 Bowl Game

1987 (4-6-1 • 2-4-1 SWC)

Sept. 12	L	0-35	Oklahoma State	16,285
Sept. 26	W	38-34	Sam Houston State	21,705
Oct. 3	L	18-30	* Baylor	22,751
Oct. 10	L	17-22	* at Texas A&M	64,415
Oct. 17	L	35-37	at Wyoming	18,011
Oct. 24	L	17-21	* at Arkansas	34,820
Oct. 31	L	7-35	* at TCU	25,257
Nov. 7	W	60-40	* Texas	36,274
Nov. 14	W	37-7	at Temple	12,780
Nov. 21	T	10-10	* Texas Tech	19,295
Nov. 28	W	45-21	* at Rice	10,300

Home games played at the Houston Astrodome

1988 (9-3 • 5-2 SWC)

• Eagle Aloha Bowl

No. 18 (AP)

Sept. 10	W	60-0	at Louisiana Tech	18,222
Sept. 17	W	31-7	at Missouri	36,287
Oct. 1	W	27-24	* at Baylor	34,719
Oct. 8	L	16-30	* Texas A&M	42,361
Oct. 15	W	82-28	Tulsa	14,068
Oct. 22	L	21-26	* #13 Arkansas	21,775
Oct. 29	W	40-12	* TCU	15,582
Nov. 5	W	66-15	* at Texas	69,600
Nov. 12	W	34-10	* #10 Wyoming	28,947
#17 Nov. 19	W	30-29	* at Texas Tech	27,204
#14 Nov. 26	W	45-14	* Rice	16,923

Eagle Aloha Bowl – Honolulu

#14 Dec. 25 L 22-24 vs. #18 Washington State

Home games played at the Houston Astrodome

1989 (9-2 • 6-2 SWC)

No. 14 (AP)

#21 Sept. 2	W	69-0	at UNLV	22,416
#17 Sept. 23	W	36-7	at Arizona State	67,357
#14 Sept. 30	W	65-7	Temple	15,121
#12 Oct. 7	W	66-10	* Baylor	31,433
#8 Oct. 14	L	13-17	* at Texas A&M	66,423
#16 Oct. 21	W	95-21	* SMU	20,009
#12 Oct. 28	L	39-45	* at #13 Arkansas	55,112
#17 Nov. 4	W	55-10	* at TCU	19,212
#15 Nov. 11	W	47-9	* Texas	45,586
#13 Nov. 25	W	40-24	* #20 Texas Tech	30,097
#13 Dec. 2	W	64-0	* at Rice	22,700

Home games played at the Houston Astrodome

JOHN JENKINS

1990-92 • 18-15

1990 (10-1 • 7-1 SWC)

No. 10 (AP)

#24 Sept. 8	W	37-9	UNLV	20,138
#18 Sept. 13	W	51-35	* at Texas Tech	36,794
#13 Sept. 29	W	24-22	* Rice	24,130
#13 Oct. 6	W	31-15	* at Baylor	36,289
#12 Oct. 13	W	36-31	* #20 Texas A&M	45,141
#9 Oct. 20	W	44-17	* at SMU	23,250
#6 Oct. 27	W	62-28	* Arkansas	27,352
#6 Nov. 3	W	56-35	* TCU	25,725
#3 Nov. 10	L	24-45	* at #14 Texas	82,457
#12 Nov. 17	W	84-21	Eastern Washington	17,050
#11 Dec. 1	W	62-45	vs. Arizona State (T)	50,000

Home games played at the Houston Astrodome;

T – played in Tokyo

1991 (4-7 • 3-5 SWC)

#12 Aug. 31	W	73-3	Louisiana Tech	30,082
#10 Sept. 12	L	10-40	at #2 Miami (Fla.)	71,842
Sept. 21	L	10-51	at Illinois	60,182
Oct. 5	L	21-38	* #11 Baylor	37,022
Oct. 12	L	17-29	* at Arkansas	45,860
Oct. 19	W	49-20	* SMU	17,339
Oct. 26	L	18-27	* at #13 Texas A&M	65,812
Nov. 9	W	23-14	* Texas	47,911
Nov. 16	W	41-21	* at Rice	22,800
Nov. 23	L	45-49	* at TCU	26,432
Nov. 30	L	46-52	* Texas Tech	18,114

Home games played at the Houston Astrodome

1992 (4-7 • 2-5 SWC)

Sept. 5	L	25-28	at Tulsa	33,619
Sept. 19	W	31-13	Illinois (D)	25,931
Sept. 26	L	7-61	at #4 Michigan	104,968
Oct. 3	W	63-7	Louisiana-Lafayette (R)	17,123
Oct. 17	L	23-29	* at Baylor	27,890
Oct. 24	L	38-45	* at Texas	66,038
Oct. 31	W	49-46	* TCU (D)	15,126
Nov. 7	L	16-41	* at SMU	14,273
Nov. 12	L	30-38	* #4 Texas A&M (D)	38,644
Nov. 21	L	35-44	* at Texas Tech	27,887
Nov. 28	W	61-34	* Rice (D)	15,066

D – Played at the Houston Astrodome; R – Played at Rice Stadium

KIM HELTON

1993-99 • 24-53-1

1 Conference USA Championship
1 Bowl Game

1993 (1-9-1 • 1-5-1 SWC)

Sept. 4	L	7-49	at USC	49,438
Sept. 11	L	24-38	Tulsa	15,138
Sept. 25	L	21-42	at #8 Michigan	104,196
Oct. 2	W	24-3	* Baylor	20,123
Oct. 9	L	10-34	* at #14 Texas A&M	60,575
Oct. 16	T	28-28	* SMU	15,973
Oct. 30	L	10-28	* at TCU	19,606
Nov. 4	L	16-34	* Texas	26,163
Nov. 13	L	17-41	Cincinnati	10,860
Nov. 20	L	7-58	* vs. Texas Tech (S)	28,652
Nov. 28	L	7-37	* at Rice	18,100

Home games played at the Houston Astrodome; S – Played in San Antonio, Texas

1994 (1-10 • 1-6 SWC)

Sept. 1	L	13-35	Kansas	18,150
Sept. 10	L	7-32	at Louisiana Tech	17,408
Sept. 17	L	0-16	Missouri	18,310
Sept. 24	L	0-52	at #20 Ohio State	91,740
Oct. 8	L	7-38	* #10 Texas A&M	40,184
Oct. 15	W	39-33	* at SMU	11,400
Oct. 22	L	10-31	* TCU	14,933
Oct. 29	L	13-52	* at Baylor	35,174
Nov. 12	L	13-48	* at Texas	56,654
Nov. 19	L	0-34	* vs. Texas Tech (S)	20,286
Nov. 26	L	13-31	* Rice	14,963

Home games played at the Houston Astrodome; S – Played in San Antonio, Texas

1995 (2-9 • 2-5 SWC)

Sept. 2	L	21-45	at #5 Florida	84,672
Sept. 9	L	7-19	Louisiana Tech (R)	20,520
Sept. 16	L	10-45	at USC	50,279
Sept. 23	L	13-20	at Kansas	37,500
Oct. 7	L	21-31	* at TCU	34,684
Oct. 14	L	7-47	* Baylor (D)	17,754
Oct. 21	W	38-15	* SMU (D)	13,850
Oct. 28	L	7-31	* at #19 Texas A&M	58,277
Nov. 11	L	20-52	* #11 Texas (D)	32,520
Nov. 25	L	26-38	* Texas Tech (D)	15,220
Dec. 2	W	18-17	* at Rice	28,400

R – Played at Robertson Stadium; D – Played at the Houston Astrodome

1996 (7-5 • 4-1 C-USA)

• St. Jude Liberty Bowl

• Conference USA Champions

Aug. 31	W	43-25	Sam Houston St. (Rob)	14,110
Sept. 7	L	34-35	at #17 LSU	80,303
Sept. 14	W	42-35 (OT)	at Pittsburgh	27,648
Sept. 21	L	9-26	* #15 USC (D)	21,035
Oct. 5	W	31-24	at Louisiana-Lafayette	18,247
Oct. 12	W	37-20	* Memphis (D)	15,553
Oct. 19	L	20-31	* at Cincinnati	19,064
Oct. 26	L	14-42	* #9 North Carolina (D)	16,850
Nov. 2	W	20-17	* at Tulane	14,474
Nov. 9	W	56-49 (OT)	* #20 Southern Miss (Rob)	18,107
Nov. 16	W	38-7	* Louisville (D)	19,651

St. Jude Liberty Bowl – Memphis, Tenn.

Dec. 27 L 17-30 vs. #23 Syracuse

D – Played at the Houston Astrodome; Rob – Played at Robertson Stadium

2017 SEASON

COACHING STAFF

THE COUGARS

SEASON REVIEW

HISTORY & RECORDS



ALL-TIME RESULTS

2017 SEASON

COACHING STAFF

THE COUGARS

SEASON REVIEW

HISTORY & RECORDS

1997 (3-8 • 2-4 C-USA)

Aug. 30	L	17-42	at #16 Alabama	81,591
Sept. 6	L	3-35	California (D)	37,652
Sept. 13	L	24-35	Pittsburgh (Rob)	17,611
Sept. 27	W	45-43	at Minnesota	36,447
Oct. 4	L	10-66	at #22 UCLA	38,004
Oct. 18	W	41-38(20T)	* Cincinnati (Rob)	14,457
Oct. 25	W	36-22	* at Louisville	21,432
Nov. 1	L	3-24	* at Memphis	20,181
Nov. 8	L	27-28	* East Carolina (Rob)	17,051
Nov. 15	L	0-33	* at Southern Miss	20,091
Nov. 22	L	10-44	* Tulane (D)	11,618

D – Played at the Houston Astrodome; Rob – Played at Robertson Stadium

1998 (3-8 • 2-4 C-USA)

Sept. 5	L	10-14	at California	33,000
Sept. 12	L	7-14	Minnesota	17,540
Sept. 19	L	24-42	#4 UCLA	19,540
Sept. 26	L	7-42	at #4 Tennessee	106,417
Oct. 3	W	35-14	* Memphis	13,140
Oct. 10	L	28-38	* Army	18,480
Oct. 24	W	31-9	at North Texas	13,899
Oct. 31	W	34-31	* at East Carolina	26,821
Nov. 7	L	15-21	* Southern Miss	16,260
Nov. 14	L	43-44	* at Cincinnati	16,886
Nov. 21	L	20-48	* at #12 Tulane	26,978

All home games played at Robertson Stadium

1999 (7-4 • 3-3 C-USA)

Sept. 4	W	28-3	Rice	31,784
Sept. 11	L	10-37	at #21 Alabama	80,110
Sept. 18	W	45-0	Louisiana-Lafayette	15,686
Sept. 25	L	10-29	* at UAB	28,572
Oct. 9	W	23-20	* Cincinnati	22,315
Oct. 16	W	20-12	at North Carolina	32,000
Oct. 23	L	33-39	* at Louisville	27,261
Oct. 30	L	3-19	* #17 East Carolina	14,221
Nov. 6	W	36-31	* Tulane	16,008
Nov. 13	W	20-7	at LSU	76,671
Nov. 20	W	26-14	* at Army	35,526

All home games played at John O'Quinn Field at Robertson Stadium

DANA DIMEL 2000-03 • 8-26

2000 (3-8 • 2-5 C-USA)

Sept. 2	L	27-30 (OT)	at Rice	40,714
Sept. 9	L	13-28	at LSU	82,469
Sept. 16	W	31-30	* Army	25,112
Sept. 23	L	0-48	at #15 Texas	81,592
Sept. 30	W	17-15	SMU	17,496
Oct. 7	L	31-48	* at Cincinnati	17,647
Oct. 21	W	33-30 (30T)	* at Memphis	26,662
Oct. 28	L	3-6	* #14 Southern Miss	17,565
Nov. 4	L	23-41	* at Tulane	16,785
Nov. 11	L	20-62	* at East Carolina	33,339
Nov. 18	L	13-32	* Louisville	3,006

All home games played at John O'Quinn Field at Robertson Stadium

2001 (0-11 • 0-7 C-USA)

Sept. 1	L	14-21	Rice	23,985
Sept. 22	L	26-53	#5 Texas	31,784
Sept. 29	L	17-34	* TCU	19,708
Oct. 6	L	14-28	* at Army	32,845
Oct. 13	L	33-52	* Memphis	13,513
Oct. 20	L	28-29	* Cincinnati	16,107
Oct. 27	L	14-58	* at Southern Miss	26,162
Nov. 3	L	6-45	at USF	32,711
Nov. 10	L	10-34	* at #25 Louisville	40,479
Nov. 17	L	21-43	* UAB	11,647
Dec. 1	L	7-35	at #16 Georgia	86,520

All home games played at John O'Quinn Field at Robertson Stadium

2002 (5-7 • 3-5 C-USA)

Aug. 31	W	24-10	at Rice	30,747
Sept. 7	L	13-34	* Tulane	16,307
Sept. 14	W	36-17	Louisiana-Lafayette	19,569
Sept. 21	L	11-41	at #3 Texas	82,936
Oct. 5	L	17-34	* at TCU	24,088
Oct. 12	L	34-51	* at UAB	13,897
Oct. 19	W	56-42	* Army	16,469
Nov. 2	W	26-21	* at Memphis	20,532
Nov. 9	L	48-54 (30T)	* East Carolina	13,669
Nov. 16	L	14-47	* at Cincinnati	14,023
Nov. 23	L	14-32	USF	12,856
Nov. 30	W	27-10	* Louisville	11,048

All home games played at John O'Quinn Field at Robertson Stadium

ART BRILES

2003-07 • 34-28

1 Conference USA Championship
3 Bowl Games

2003 (7-6 • 4-4 C-USA)

• Sheraton Hawai'i Bowl

Aug. 30	W	48-14	Rice	25,355
Sept. 6	L	3-50	at #5 Michigan	109,580
Sept. 13	W	21-14	at Louisiana-Lafayette	11,127
Sept. 20	W	42-35	Mississippi State	26,233
Sept. 30	W	27-13	* at East Carolina	33,250
Oct. 11	W	45-42	* at Tulane	27,420
Oct. 18	L	14-45	* Memphis	22,623
Oct. 25	L	55-62	* #15 TCU	21,136
Nov. 8	L	10-31	* Southern Miss	20,377
Nov. 15	W	34-14	* at Army	31,638
Nov. 22	L	45-66	* at Louisville	33,268
Nov. 29	W	56-28	* UAB	15,120

Sheraton Hawai'i Bowl – Honolulu

Dec. 25	L	48-54 (30T)	vs. Hawai'i	29,005
---------	---	-------------	-------------	--------

All home games played at John O'Quinn Field at Robertson Stadium

2004 (3-8 • 3-5 C-USA)

Sept. 5	L	7-10	vs. Rice (Rel.)	28,726
Sept. 11	L	13-63	at #2 Oklahoma	84,280
Sept. 18	W	35-21	* Army (Rob.)	18,687
Sept. 23	L	13-38	#4 Miami, Fla. (Rel.)	36,698
Oct. 2	L	14-41	* at Memphis	35,297
Oct. 7	L	29-35 (OT)	* at Southern Miss	28,625
Oct. 23	L	27-34	* at TCU	36,276
Oct. 30	W	24-3	* Tulane (Rob.)	17,204
Nov. 6	W	34-24	* East Carolina (Rob.)	13,069
Nov. 13	L	7-20	* at UAB	13,240
Nov. 20	L	27-65	* #8 Louisville (Rob.)	20,176

Rob. – Played at John O'Quinn Field at Robertson Stadium;

Rel. – Played at Reliant Stadium

2005 (6-6 • 4-4 C-USA)

• Fort Worth Bowl

Sept. 1	L	24-38	Oregon (Rel.)	19,981
Sept. 10	W	31-10	Sam Houston St. (Rob.)	15,649
Sept. 16	L	41-44 (20T)	* at UTEP	45,558
Oct. 1	W	30-23	* at Tulsa	15,580
Oct. 8	W	35-14	* vs. Tulane (1)	15,454
Oct. 15	L	20-35	* Memphis (Rob.)	12,800
Oct. 22	W	28-16	at Mississippi State	40,957
Nov. 5	L	29-31	* at UCF	32,635
Nov. 13	W	27-24	* Southern Miss (Rob.)	15,119
Nov. 19	L	24-29	* SMU (Rob.)	14,650
Nov. 26	W	35-18	* Rice (Rob.)	12,125

Fort Worth Bowl – Fort Worth, Texas

Dec. 23	L	13-42	vs. Kansas	33,505
---------	---	-------	------------	--------

Rob. – Played at John O'Quinn Field at Robertson Stadium;

Rel. – Played at Reliant Stadium

1 – played at Cajun Field in Lafayette, La., due to Hurricane Rita

2006 (10-4 • 7-1 C-USA)

• AutoZone Liberty Bowl

• Conference USA Champions

• Conference USA West Division Co-Champions

Sept. 2	W	31-30	* at Rice	23,352
Sept. 9	W	45-7	* Tulane	16,506
Sept. 16	W	42-22	Grambling State	27,302
Sept. 23	W	34-25	Oklahoma State	28,260
Sept. 30	L	13-14	at Miami (Fla.)	36,107
Oct. 7	L	28-31	Louisiana-Lafayette	17,543
Oct. 14	L	27-31	* at Southern Miss	32,317
Oct. 21	W	34-17	* UTEP	18,154
Oct. 28	W	51-31	* UCF	13,242
Nov. 4	W	27-10	* Tulsa	22,542
Nov. 11	W	37-27	* at SMU	20,350
Nov. 18	W	23-20 (OT)	* at Memphis	20,344

Conference USA Championship – Houston (Robertson Stadium)

Dec. 1	W	34-20	Southern Miss	31,818
--------	---	-------	---------------	--------

AutoZone Liberty Bowl – Memphis, Tenn.

Dec. 29	L	36-44	South Carolina	56,103
---------	---	-------	----------------	--------

All home games played at John O'Quinn Field at Robertson Stadium

2007 (8-5 • 6-2 C-USA)

• Texas Bowl

• Conference USA West Division Co-Champions

Sept. 1	L	27-48	at Oregon	57,662
Sept. 15	W	34-10	* at Tulane	21,311
Sept. 22	W	38-27	Colorado State	22,468
Sept. 29	L	35-37	* East Carolina	20,719
Oct. 6	L	24-30	at Alabama	92,138
Oct. 13	W	56-48	* Rice	26,514
Oct. 20	W	49-10	* at UAB	11,588
Oct. 27	W	34-31	* at UTEP	35,116
Nov. 4	W	38-28	* SMU	22,274
Nov. 10	L	7-56	* at Tulsa	25,428
Nov. 17	W	35-28	* Marshall	21,116
Nov. 24	W	59-6	Texas Southern	12,139

Texas Bowl – Houston (Reliant Stadium)

Dec. 28	L	13-20	vs. TCU	62,097
---------	---	-------	---------	--------

Interim head coach Chris Thurmond coached Houston in the Texas Bowl

All home games played at John O'Quinn Field at Robertson Stadium

KEVIN SUMLIN

2008-11 • 35-17

2 Conference USA West Division Championships
2 Bowl Games • 1 Bowl Win

2008 (8-5 • 6-2 C-USA)

• Bell Helicopter Armed Forces Bowl Champions

Aug. 30	W	55-3	Southern	26,555
Sept. 6	L	37-56	at Oklahoma State	45,001
Sept. 13	L	28-31	vs. Air Force (1)	2,546
Sept. 20	L	25-28	at Colorado State	21,539
Sept. 27	W	41-24	* at #23/RV East Carolina	43,641
Oct. 8	W	45-20	* UAB	18,526
Oct. 18	W	44-38	* at SMU	18,972
Oct. 28	L	23-37	* at Marshall	20,716
Nov. 8	W	42-13	* Tulane	23,522
Nov. 15	W	70-30	#25/24 Tulsa	20,855
Nov. 22	W	42-37	* UTEP	18,134
Nov. 29	L	42-56	* at Rice	35,534

Bell Helicopter Armed Forces Bowl – Fort Worth, Texas

Dec. 31	W	34-28	vs. Air Force	41,127
---------	---	-------	---------------	--------

All home games played at John O'Quinn Field at Robertson Stadium

1 – played at Gerald J. Ford Stadium in Dallas due to Hurricane Ike



ALL-TIME RESULTS

2009 (10-4 • 6-2 C-USA)

• Bell Helicopter Armed Forces Bowl

• Conference USA West Division Co-Champions

Sept. 5	W	55-7	Northwestern State	22,043
Sept. 12	W	45-35	at #5/6 Oklahoma State	50,875
#17/23 Sept. 26	W	29-28	Texas Tech	32,114
#12/15 Oct. 3	L	41-58	* at UTEP	26,793
rv/rv Oct. 10	W	31-24	at Mississippi State	48,019
#23/23 Oct. 17	W	44-16	* at Tulane	22,891
#17/17 Oct. 24	W	38-15	* SMU	26,889
#15/16 Oct. 31	W	50-43	* Southern Miss	20,125
#13/15 Nov. 7	W	46-45	* at Tulsa	20,243
#13/12 Nov. 14	L	32-37	* at UCF	34,437
#24/22 Nov. 21	W	55-14	* Memphis	22,036
#25/20 Nov. 28	W	73-14	* Rice	28,243

Conference USA Championship Game – Greenville, N.C.

#18/18 Dec. 5 L 32-38 at East Carolina 33,048

Bell Helicopter Armed Forces Bowl – Fort Worth, Texas

rv/#25 Dec. 31 L 20-47 vs. Air Force 41,414

All home games played at John O'Quinn Field at Robertson Stadium

2010 (5-7 • 4-4 C-USA)

rv/rv Sept. 4	W	68-28	Texas State	32,119
rv/rv Sept. 10	W	54-24	*UTEP	32,119
#23/23 Sept. 18	L	13-31	at UCLA	54,407
rv/rv Sept. 25	W	42-23	*Tulane	32,007
--/rv Oct. 9	L	24-47	Mississippi State	32,067
Oct. 16	L	31-34	* at Rice	26,342
Oct. 23	W	45-20	* at SMU	20,741
Oct. 30	W	56-17	* at Memphis	19,731
Nov. 5	L	33-40	* UCF	32,008
Nov. 13	L	25-28	* Tulsa	30,046
Nov. 20	L	41-59	* at Southern Miss	32,606
Nov. 27	L	20-35	at Texas Tech	53,461

All home games played at John O'Quinn Field at Robertson Stadium

2011 (13-1 • 8-0 C-USA)

• TicketCity Bowl Champions

• Conference USA West Division Champions

• No 18 (AP) • No. 14 (USA Today)

rv/rv Sept. 3	W	38-34	UCLA	31,144
rv/rv Sept. 9	W	48-23	at North Texas	28,075
rv/rv Sept. 17	W	35-34	at Louisiana Tech	24,628
rv/rv Sept. 24	W	56-0	Georgia State	32,005
rv/rv Sept. 29	W	49-24	* at UTEP	24,111
rv/rv Oct. 8	W	56-3	* East Carolina	30,126
21/20 Oct. 22	W	63-28	* Marshall	32,107
18/18 Oct. 27	W	73-34	* Rice	32,112
14/14 Nov. 5	W	56-13	* at UAB	13,909
11/11 Nov. 10	W	73-17	* at Tulane	17,657
11/10 Nov. 19	W	37-7	* SMU	32,207
8/7 Nov. 25	W	48-16	* at Tulsa	29,015

Conference USA Championship – Houston (Robertson Stadium)

7/6 Dec. 3 L 28-49 #24/23 Southern Miss 32,413

TicketCity Bowl – Dallas (Cotton Bowl)

20/17 Jan. 1 W 30-14 #24/23 Penn State 46,817

Interim head coach Tony Levine coached Houston in the TicketCity Bowl

All home games played at John O'Quinn Field at Robertson Stadium

TONY LEVINE

2012-14 • 21-17

1 Bowl Game • 1 Bowl Win

2012 (5-7 • 4-4 C-USA)

Sept. 1	L	13-30	Texas State	32,207
Sept. 8	L	49-56	Louisiana Tech	29,142
Sept. 15	L	6-37	at #22 UCLA	53,723
Sept. 29	W	35-14	* at Rice (1)	32,718
Oct. 6	W	44-21	North Texas	25,476
Oct. 13	W	39-17	* UAB	25,242
Oct. 18	L	42-72	* at SMU	16,459
Oct. 27	W	45-35	* UTEP	27,433
Nov. 3	L	28-48	* at East Carolina	45,455
Nov. 10	L	7-41	* Tulsa	25,827
Nov. 17	L	41-44	* at Marshall	18,831
Nov. 24	W	40-17	* Tulane	25,402

1 – played at Reliant Stadium in Houston

All home games played at John O'Quinn Field at Robertson Stadium

2013 (8-5 • 5-3 American)

• BBVA Compass Bowl

Aug. 30	W	62-13	Southern (Rel.)	26,205
Sept. 7	W	22-13	* at Temple	27,328
Sept. 21	W	31-26	vs. Rice (Rel.)	34,831
Sept. 28	W	59-28	at UTSA	32,487
Oct. 12	W	25-15	* Memphis (BBVA)	20,103
Oct. 19	L	46-47	BYU (Rel.)	33,115
Oct. 26	W	49-14	* at Rutgers	52,200
Oct. 31	W	35-23	* USF (Rel.)	22,707
Nov. 9	L	14-19	* at #19/21 UCF	45,455
Nov. 16	L	13-20	* at #19/13 Louisville	53,027
Nov. 23	L	17-24	* Cincinnati (BBVA)	20,197
Nov. 29	W	34-0	* SMU	23,210

BBVA Compass Bowl – Birmingham, Ala.

Jan. 4 L 24-41 vs. Vanderbilt 42,717

Rel. – played at Reliant Stadium in Houston

BBVA – played at BBVA Compass Stadium in Houston

2014 (8-5 • 5-3 American)

• Lockheed Martin Armed Forces Bowl Champions

Aug. 29	L	7-27	UTSA	40,755
Sept. 6	W	47-0	Grambling State	30,081
Sept. 11	L	25-33	at #25/rv BYU	57,630
Sept. 20	W	47-14	UNLV	23,408
Oct. 2	L	12-17	* UCF	26,685
Oct. 11	W	28-24	* at Memphis	32,784
Oct. 17	W	31-10	* Temple	21,471
Nov. 1	W	27-3	* at USF	29,782
Nov. 8	L	24-31	* Tulane	32,205
Nov. 22	W	38-28	* Tulsa	23,572
Nov. 28	W	35-9	* at SMU	15,446
Dec. 6	L	31-38	* at Cincinnati	24,606

Lockheed Martin Armed Forces Bowl – Fort Worth, Texas

Jan. 2 W 35-34 vs. Pittsburgh 37,888

Interim head coach David Gibbs coached in Armed Forces Bowl

All home games played at TDECU Stadium

TOM HERMAN

2014-16 • 24-4

1 American Championship

1 Bowl Game • 1 Bowl Win

2015 (13-1 • 7-1 American)

• Chick-fil-A Peach Bowl Champions

• American Athletic Conference Champions

• American Athletic Conference West Division Champions

• No. 8 (AP) • No. 8 (USA Today)

Sept. 5	W	52-24	Tennessee Tech	30,479
Sept. 12	W	34-31	at Louisville	50,019
rv/rv Sept. 26	W	59-14	Texas State	32,257
rv/rv Oct. 3	W	38-24	* at Tulsa	17,146
rv/rv Oct. 8	W	49-28	* SMU	25,204
#24/rv Oct. 16	W	42-7	* at Tulane	21,522
#21/22 Oct. 24	W	59-10	* at UCF	28,350
#18/19 Oct. 31	W	34-0	Vanderbilt	29,565
#18/18 Nov. 7	W	33-30	* Cincinnati	32,889
#16/16 Nov. 14	W	35-34	* #25/25 Memphis	42,159
#13/14 Nov. 21	L	17-20	* at UConn	26,879
#21/21 Nov. 27	W	52-31	* #16/15 Navy	40,562

American Championship – Houston (TDECU Stadium)

#17/18 Dec. 5 W 24-13 #20/21 Temple 35,721

Chick-fil-A Peach Bowl – Atlanta (Georgia Dome)

#14/16 Dec. 31 W 38-24 vs. #9/8 Florida State 71,007

All home games played at TDECU Stadium

2016 (9-4 • 5-3 American)

• Las Vegas Bowl

Advocate Texas Kickoff – Houston (NRG Stadium)

#15/13 Sept. 3	W	33-23	vs. #3/3 Oklahoma	71,016
#6/7 Sept. 10	W	42-0	Lamar	39,402
#6/7 Sept. 15	W	40-16	* at rv/nr Cincinnati	40,015
#6/7 Sept. 24	W	64-3	at Texas State	33,133
#6/7 Sept. 29	W	42-14	* UConn	40,873
#6/5 Oct. 8	L	40-46	* at Navy	34,531
#13/12 Oct. 15	W	38-31	* nr/rv Tulsa	38,221
#11/11 Oct. 22	L	16-38	* at SMU	25,079
rv/#24 Oct. 29	W	31-24	* UCF	35,846
rv/rv Nov. 12	W	30-18	* Tulane	36,552
rv/rv Nov. 17	W	36-10	#3/3/5 Louisville	42,822
#18/21 Nov. 25	L	44-48	* at Memphis	36,527

Las Vegas Bowl – Las Vegas

rv/rv Dec. 17 L 10-34 vs. rv/rv San Diego State 29,286

Head Coach Major Applewhite coached in Las Vegas Bowl

All home games played at TDECU Stadium

2017 SEASON

COACHING STAFF

THE COUGARS

SEASON REVIEW

HISTORY & RECORDS



ATTENDANCE RECORDS

2017 SEASON

COACHING STAFF

THE COUGARS

SEASON REVIEW

HISTORY & RECORDS

TOTAL HOME ATTENDANCE *does not include bowl games*

1.	287,530	7	1966	Astrodome
2.	274,044	6	1967	Astrodome
3.	271,836	8	2015	TDECU Stadium
4.	233,716	6	2016	TDECU Stadium
5.	227,084	6	1979	Astrodome
6.	222,439	5	1977	4 Astrodome, 1 Rice
7.	222,114	7	2011	Robertson Stadium
8.	214,744	6	1970	Astrodome
9.	210,106	6	1965	Astrodome
10.	199,380	6	1980	Astrodome
11.	198,177	7	2014	TDECU Stadium
12.	196,665	6	1981	Astrodome
13.	196,266	5	1978	Astrodome
14.	190,729	7	2012	Robertson Stadium
15.	190,366	6	2010	Robertson Stadium
16.	182,200	6	1952	Rice Stadium
17.	181,651	5	1969	Astrodome
18.	181,614	6	1982	Astrodome
19.	179,803	5	1976	3 Astrodome, 2 Rice
20.	176,090	6	1971	Astrodome
21.	175,277	8	2006	Robertson Stadium
22.	174,695	5	1968	Astrodome
23.	168,009	5	1956	Rice Stadium
24.	163,958	6	1984	Astrodome
25.	162,567	6	1973	Astrodome
26.	159,356	6	1990	Astrodome
27.	151,450	6	2009	Robertson Stadium
28.	150,631	5	1958	Rice Stadium
29.	150,468	5	1991	Astrodome
30.	145,537	6	2013	4 Reliant, 2 BBVA Compass
31.	144,352	5	1983	Astrodome
32.	142,246	5	1989	Astrodome
33.	139,656	6	1988	Astrodome
34.	130,844	6	2003	Robertson Stadium
35.	131,094	6	1975	Astrodome
36.	125,730	6	2007	Robertson Stadium
37.	123,000	5	1962	Rice Stadium
38.	120,000	6	1955	Rice Stadium
39.	118,171	5	1985	Astrodome
40.	118,000	5	1960	Rice Stadium
41.	116,744	6	2001	Robertson Stadium
42.	116,823	5	1972	Astrodome
43.	116,310	5	1987	Astrodome
44.	112,900	5	1954	Rice Stadium
45.	111,830	5	1992	4 Astrodome, 1 Rice
46.	109,000	6	1964	5 Rice, 1 Robertson
47.	107,592	5	2008	Robertson Stadium
48.	106,540	5	1994	Astrodome
49.	106,000	5	1959	Rice Stadium
50.	105,834	5	2004	4 Robertson, 1 Reliant
51.	105,306	6	1996	4 Astrodome, 2 Robertson
52.	100,014	5	1999	Robertson Stadium
53.	100,000	3	1957	Rice Stadium

AVERAGE HOME ATTENDANCE *does not include bowl games*

1.	45,674	6	1967	Astrodome
2.	44,488	5	1977	4 Astrodome, 1 Rice
3.	41,076	7	1966	Astrodome
4.	39,254	5	1978	Astrodome
5.	38,953	6	2016	TDECU Stadium
6.	37,848	6	1979	Astrodome
7.	36,331	5	1969	Astrodome
8.	35,961	5	1976	3 Astrodome, 2 Rice
9.	35,796	5	1970	Astrodome
10.	35,018	6	1965	Astrodome
11.	34,949	5	1968	Astrodome
12.	33,980	8	2015	TDECU
13.	33,602	5	1956	Rice Stadium
14.	33,334	3	1957	Rice Stadium
15.	33,230	6	1980	Astrodome
16.	32,778	6	1981	Astrodome
17.	31,731	6	2011	Robertson Stadium
18.	31,728	6	2010	Robertson Stadium
19.	30,367	6	1952	Rice Stadium
20.	30,269	6	1982	Astrodome
21.	30,127	5	1958	Rice Stadium
22.	30,094	5	1991	Astrodome
23.	29,343	6	1971	Astrodome
24.	28,870	5	1983	Astrodome
25.	28,450	5	1989	Astrodome
26.	28,311	7	2014	TDECU Stadium
27.	27,327	6	1984	Astrodome
28.	27,247	7	2012	Robertson Stadium
29.	27,095	6	1973	Astrodome
30.	26,589	6	1990	Astrodome
31.	25,242	6	2009	Robertson Stadium
32.	24,600	5	1962	Rice Stadium
33.	24,375	5	1951	Rice Stadium
34.	24,256	6	2013	4 Reliant, 2 BBVA Compass
35.	23,634	5	1985	Astrodome
36.	23,600	5	1960	Rice Stadium
37.	23,276	6	1988	Astrodome
38.	23,265	5	1972	Astrodome
39.	23,262	5	1987	Astrodome
40.	22,580	5	1954	Rice Stadium
41.	22,366	5	1992	4 Astrodome, 1 Rice
42.	21,518	5	2008	Robertson Stadium
43.	21,910	8	2006	Robertson Stadium
44.	21,849	6	1975	Astrodome
45.	21,807	6	2003	Robertson Stadium
46.	21,595	4	1974	Astrodome
47.	21,308	5	1994	Astrodome
48.	21,200	5	1959	Rice Stadium
49.	21,167	5	2004	4 Robertson, 1 Reliant
50.	20,955	6	2007	Robertson Stadium
51.	20,003	5	1999	Robertson Stadium
52.	20,000	4	1963	Rice Stadium
53.	20,000	6	1955	Rice Stadium

TOP-25 ALL-TIME HOME CROWDS *includes games played at Rice Stadium, Astrodome and Robertson Stadium*

1.	72,124	vs. Texas, 11/5/77	Rice
2.	70,001	vs. Texas A&M, 9/25/76	Rice
3.	67,009	vs. Texas A&M, 10/13/56	Rice
4.	65,131	vs. Texas A&M, 9/27/58	Rice
5.	56,000	vs. Mississippi State, 9/29/56	Rice
6.	55,155	vs. Texas, 11/10/79	Astrodome
7.	55,000	vs. Baylor, 9/22/51	Rice
8.	54,000	vs. Texas A&M, 9/20/52	Rice
9.	53,356	vs. Georgia, 11/4/68	Astrodome
10.	52,589	vs. Texas, 11/7/81	Astrodome
11.	52,483	vs. N.C. State, 10/7/67	Astrodome
12.	52,156	vs. Texas A&M, 10/14/78	Astrodome
13.	52,000	vs. Miami (Fla.), 9/21/57	Rice
14.	51,000	vs. Texas A&M, 9/29/62	Rice
15.	50,913	vs. Arkansas, 10/28/78	Astrodome
16.	48,049	vs. Mississippi, 10/25/69	Astrodome
17.	47,911	vs. Texas, 11/9/91	Astrodome
18.	47,870	vs. Mississippi State, 10/15/66	Astrodome
19.	47,192	vs. Arkansas, 10/23/76	Rice
20.	47,103	vs. Texas, 11/5/83	Astrodome
21.	46,869	vs. Alabama, 10/24/70	Astrodome
22.	46,525	vs. Texas A&M, 10/11/80	Astrodome
23.	46,302	vs. Texas A&M, 10/9/82	Astrodome
24.	46,050	vs. Memphis, 11/11/67	Astrodome
25.	45,586	vs. Texas, 11/11/89	Astrodome

TOP TDECU STADIUM CROWDS

1.	42,822	vs. #3/3/5 Louisville	11/17/16
2.	42,159	vs. Memphis	11/14/15
3.	40,873	vs. UConn	9/29/16
4.	40,755	vs. UTSA	8/29/14
5.	40,562	vs. Navy	11/27/15
6.	39,402	vs. Lamar	9/10/16
7.	38,221	vs. Tulsa	10/15/16
8.	36,552	vs. Tulane	11/12/16
9.	36,846	vs. UCF	10/29/16

American Championship Game

10.	35,721	vs. Temple	12/5/15
11.	35,257	vs. Texas State	9/26/15
12.	32,889	vs. Cincinnati	11/7/15
13.	32,205	vs. Tulane	11/8/14
14.	30,081	vs. Grambling State	9/6/14
15.	30,479	vs. Tennessee Tech	9/5/15
16.	29,565	vs. Vanderbilt	10/31/15
17.	26,685	vs. UCF	10/2/14
18.	25,204	vs. SMU	10/8/15
19.	23,572	vs. Tulsa	11/22/14
20.	23,048	vs. UNLV	9/20/14
21.	21,471	vs. Temple	10/17/14

TOP ROBERTSON STADIUM CROWDS *(primary stadium from 1995-2012)*

1.	32,413	vs. Southern Miss	12/3/11
2.	32,207	vs. Texas State	9/1/12
3.	32,207	vs. SMU	11/19/11
4.	32,119	vs. UTEP	9/10/10
5.	32,119	vs. Texas State	9/4/10
6.	32,114	vs. Texas Tech	9/26/09
7.	32,112	vs. Rice	10/27/11
8.	32,107	vs. Marshall	10/22/11
9.	32,067	vs. Mississippi State	10/9/10
10.	32,009	vs. Tulane	9/25/10
11.	32,008	vs. UCF	11/5/10
12.	32,005	vs. Georgia State	9/24/11
13.	31,818	vs. Southern Miss	12/1/06
14.	31,784	vs. Texas	9/22/01
15.	31,784	vs. Rice	9/4/99
16.	31,144	vs. UCLA	9/3/11
17.	30,126	vs. East Carolina	10/8/11
18.	30,046	vs. Tulsa	11/13/10
19.	29,142	vs. Louisiana Tech	9/8/12
20.	28,260	vs. Oklahoma State	9/23/06



ATTENDANCE RECORDS

TOP HOUSTON ASTRODOME CROWDS

primary stadium from 1965-96

1.	55,155	vs. Texas	11/10/79
2.	53,356	vs. Georgia	11/4/68
3.	52,589	vs. Texas	11/7/81
4.	52,483	vs. NC State	10/7/67
5.	52,156	vs. Texas A&M	10/14/78
6.	50,913	vs. Arkansas	10/28/78
7.	48,049	vs. Mississippi	10/25/69
8.	47,911	vs. Texas	11/9/91
9.	47,870	vs. Mississippi State	10/15/66
10.	47,103	vs. Texas	11/5/83
11.	46,869	vs. Alabama	10/24/70
12.	46,525	vs. Texas A&M	10/11/80
13.	46,302	vs. Texas A&M	10/9/82
14.	46,050	vs. Memphis	11/11/67
15.	45,586	vs. Texas	11/11/89
16.	45,141	vs. Texas A&M	10/13/90
17.	43,989	vs. Texas Tech	11/19/77
18.	43,917	vs. Rice	9/15/73
19.	43,743	vs. Oklahoma State	10/1/66
20.	43,409	vs. SMU	10/20/79
21.	42,361	vs. Texas A&M	10/8/88
22.	42,061	vs. Tulsa	11/5/66
23.	41,889	vs. Oklahoma State	10/12/68
24.	41,769	vs. Wake Forest	9/29/67
25.	41,371	vs. Baylor	10/6/79

TOP CROWDS AT RICE STADIUM

primary stadium from 1951-64

1.	72,124	vs. Texas	11/5/77
2.	70,001	vs. Texas A&M	9/25/76
3.	67,009	vs. Texas A&M	10/13/56
4.	65,131	vs. Texas A&M	9/27/58
5.	56,000	vs. Mississippi State	9/29/56
6.	55,000	vs. Baylor	9/22/51
7.	54,000	vs. Texas A&M	9/20/52
8.	52,000	vs. Miami (Fla.)	9/21/57
9.	51,000	vs. Texas A&M	9/29/62
10.	47,192	vs. Arkansas	10/23/76
11.	45,000	vs. Mississippi	9/19/59
12.	44,000	vs. Mississippi	9/17/60
13.	42,000	vs. Texas A&M	10/8/60
	42,000	vs. Texas A&M	10/9/54
15.	34,000	vs. Mississippi	11/8/52
16.	33,000	vs. Baylor	11/15/52
17.	32,000	vs. Baylor	9/22/62
18.	31,000	vs. Tulsa	10/11/52
19.	30,000	vs. Auburn	9/21/63
	30,000	vs. Mississippi	10/5/63
21.	28,000	vs. Auburn	10/26/57
	28,000	vs. Texas Tech	10/22/55
23.	27,000	vs. Mississippi State	9/30/61
	27,000	vs. Alabama	9/26/59
	27,000	vs. Oklahoma State	10/18/58
	27,000	vs. Oklahoma State	10/15/55

TOP ROAD CROWDS

1.	109,580	at Michigan	9/6/03
2.	106,417	at Tennessee	9/26/98
3.	104,968	at Michigan	9/26/92
4.	104,196	at Michigan	9/25/93
5.	92,138	at Alabama	10/6/07
6.	91,740	at Ohio State	9/24/94
7.	86,520	at Georgia	12/1/01
8.	84,672	at Florida	9/2/95
9.	84,280	at Oklahoma	11/11/03
10.	83,053	at Texas	11/11/78
11.	82,936	at Texas	9/21/02
12.	82,469	at LSU	9/9/00
13.	82,457	at Texas	11/10/90
14.	81,592	at Texas	9/23/00
15.	81,591	at Alabama	8/30/97
16.	80,348	at Texas	11/10/84
17.	80,303	at LSU	9/7/96
18.	80,110	at Alabama	9/11/99
19.	79,154	at Texas	11/8/80
20.	77,809	at Texas	11/6/76
21.	76,671	at LSU	11/13/99
22.	76,657	at Texas	11/6/82
23.	75,833	at Michigan State	9/23/67
24.	71,842	at Miami	11/12/91
25.	69,600	at Texas	11/5/88

HOME OPENER CROWDS

TDECU Stadium (2014 -)

Sept. 10, 2016	39,402	Lamar
Sept. 5, 2015	30,479	Tennessee Tech
Aug. 29, 2014	40,755	UTSA

Reliant Stadium/BBVA Compass (2013)

Aug. 30, 2013	26,205	Southern
----------------------	--------	----------

Robertson Stadium (1995-2012)

Sept. 1, 2012	32,207	Texas State
Sept. 3, 2011	31,144	UCLA
Sept. 4, 2010	32,119	Texas State
Sept. 5, 2009	22,043	Northwestern State
Aug. 30, 2008	26,555	Southern
Sept. 22, 2007	22,468	Colorado State
Sept. 9, 2006	16,506	Tulane
Sept. 1, 2005	19,981*	Oregon
Sept. 18, 2004	18,687	Army
Aug. 30, 2003	25,355	Rice
Sept. 7, 2002	16,307	Tulane
Sept. 1, 2001	23,985	Rice
Sept. 16, 2000	25,112	Army
Sept. 4, 1999	31,784	Rice
Sept. 12, 1998	17,540	Minnesota
Sept. 6, 1997	37,652**	California
Aug. 31, 1996	14,110	Sam Houston State
Sept. 9, 1995	20,520	Louisiana Tech

* Opened season at Reliant Stadium

** Opened season at Houston Astrodome

TOP NEUTRAL CROWDS

Rk.	Att.	Opponent	Event	Venue	City	Date
1.	72,032	Nebraska	Cotton Bowl	Cotton Bowl	Dallas	1/1/80
2.	72,000	Notre Dame	Cotton Bowl	Cotton Bowl	Dallas	1/1/79
3.	71,016	Oklahoma	Advocare Texas Kickoff	NRG Stadium	Houston	9/3/16
4.	71,007	Florida State	Chick-fil-A Peach Bowl	Georgia Dome	Atlanta	12/31/15
5.	70,000	SMU		Mirage Bowl	Tokyo	11/26/83
6.	67,381	Boston College	Cotton Bowl	Cotton Bowl	Dallas	1/1/85
7.	62,097	TCU	Texas Bowl	Reliant Stadium	Houston	12/28/07
8.	58,500	Maryland	Cotton Bowl	Cotton Bowl	Dallas	1/1/77
9.	56,103	South Carolina	Autozone Liberty Bowl	Liberty Bowl	Memphis, Tenn.	12/29/06
10.	55,203	Auburn	Bluebonnet Bowl	Astrodome	Houston	12/31/69
11.	54,720	Colorado	Bluebonnet Bowl	Astrodome	Houston	12/31/71
12.	54,618	Arkansas		War Memorial	Little Rock, Ark.	10/24/81
13.	53,924	Arkansas		War Memorial	Little Rock, Ark.	10/22/77
14.	53,860	Arkansas		War Memorial	Little Rock, Ark.	10/26/85
15.	50,000	Arizona State		Mirage Bowl	Tokyo	12/1/90
16.	46,817	Penn State	TicketCity Bowl	Cotton Bowl	Dallas	1/1/12
17.	44,358	Tulane	Bluebonnet Bowl	Houston Astrodome	Houston	12/29/73
18.	42,717	Vanderbilt	Birmingham Bowl	Legion Field	Birmingham, Ala.	1/4/14
19.	41,414	Air Force	Bell Helicopter Armed Forces Bowl	Gerald J. Ford Stadium	Fort Worth, Texas	12/31/09
20.	41,127	Air Force	Bell Helicopter Armed Forces Bowl	Gerald J. Ford Stadium	Fort Worth, Texas	12/31/08

2017 SEASON

COACHING STAFF

THE COUGARS

SEASON REVIEW

HISTORY & RECORDS



INDIVIDUAL RECORDS

2017 SEASON

COACHING STAFF

THE COUGARS

SEASON REVIEW

HISTORY & RECORDS

TOTAL OFFENSE

Plays

Game: 115	David Piland, vs. Louisiana Tech (9/8/12)
Season: 704	David Klingler (1990)
Career: 2,529	Case Keenum (2007-11)

Yards

Game: 732	David Klingler, vs. Arizona State (12/1/90)
Season: 5,829	Case Keenum (2009)
Career: 20,114	Case Keenum (2007-11)

Yards per Play

Season (min. 75 plays): 10.05 (965-96)	Anthony Alridge (2006)
Career (min. 200 plays): 8.22 (3,247-395)	Chuck Weatherspoon (1987-90)

Touchdowns Responsible For

Game: 11	David Klingler, vs. Eastern Washington (11/17/90)
Season: 55	David Klingler (1990)
Career: 178	Case Keenum (2007-11)

RUSHING

Attempts

Game: 41	Joffrey Reynolds, vs. Louisville (11/30/02); Joffrey Reynolds, vs. East Carolina (11/9/02);
Season: 316	Joffrey Reynolds (2002)
Career: 743	Ketric Sanford (1996-99)

Yards

Game: 300	Joffrey Reynolds, vs. East Carolina (11/9/02)
In Season Opener: 205	Anthony Alridge, vs. Oregon (9/1/07)
Season: 1,757	Robert Newhouse (1971)
Career: 3,636	Ketric Sanford (1996-99)

Average per Rush

Game (min. 10 att.): 20.7 (10-207)	Charles Sims, at Tulane (11/10/11)
Season (min. 70 att.): 10.1 (95-959)	Anthony Alridge (2006)
Career (min. 200 att.): 8.2 (395-3,247)	Chuck Weatherspoon (1987-90)

Touchdowns

Game: 5	Antowain Smith, vs. Southern Miss (11/9/96)
Season: 15	Jackie Battle (2006)
Career: 32	Bryce Beall (2008-11)

100-Yard Games

Season: 10	Robert Newhouse (1971)
Career: 16	Robert Newhouse (1969-71)

Consecutive 100-Yard Games

Season: 7	Robert Newhouse (10/15 – 11/27/71)
Career: 8	Robert Newhouse (11/7/70 – 9/25/71)

200-Yard Games

Season: 3	Anthony Alridge (2007); Robert Newhouse (1971); Paul Gipson (1968)
Career: 4	Anthony Alridge (2005-07); Robert Newhouse (1969-71); Paul Gipson (1966-68)

Consecutive 200-Yard Games

Season: 2	Paul Gipson (10/26 – 11/2/68)
Career: 2	Paul Gipson (10/26 – 11/2/68)

Longest Rush

Game: 96 yards	Antowain Smith, vs. Pittsburgh (9/14/96)
-----------------------	------------------------------------------

ALL-PURPOSE YARDAGE

Plays

Game: 41	Joffrey Reynolds, vs. East Carolina (11/9/02: 41 rush)
Season: 335	Joffrey Reynolds (2002: 316 rush; 19 rec)
Career: 873	Ketric Sanford (1996-99)

Yards

Game: 427	Donnie Avery, vs. Rice (10/13/07: 346 rec.; 81 KOR)
Season: 2,391	Chuck Weatherspoon (1989) 1,146 rush; 735 rec.; 415 PR; 95 KOR
Career: 7,490	Tyron Carrier (2007-11) 3,493 rec; 330 rush.; 150 PR; 3,517 KOR

Average Per Play

Season (min. 50 plays): 22.9 (1,421-62)	Brandon Middleton (2003)
Career (min. 100 plays): 21.0 (3,482-166)	Elmo Wright (1968-70)

PASSING

Pass Efficiency Rating

Season (min. 50 att.): 185.7	Rusty Clark (1968)
Career (min. 200 att.): 160.6	Case Keenum (2007-11)

Attempts

Game: 77	David Piland vs. Louisiana Tech (9/8/12)
Season: 700	Case Keenum (2009)
Career: 2,229	Case Keenum (2007-11)

Completions

Game: 56	Case Keenum, at East Carolina (12/5/09)
Season: 492	Case Keenum (2009)
Career: 1,546	Case Keenum (2007-11)

Consecutive Completions

Game: 25	Case Keenum, vs. UTEP & Rice (Nov. 22-29, 2008)
-----------------	-------------------------------------------------

Completion Percentage

Game (min. 10 att.): 90.0 (9-10)	Delrick Brown, vs. TCU (11/3/79)
Season (min 100 att.): 71.0 (428-603)	Case Keenum (2009)
Career (Min 300 att): 69.4 (1,546-2,229)	Case Keenum (2007-11)

Yards

Quarter: 340	André Ware, vs. SMU (10/21/89-2nd Q)
Half: 517	André Ware, vs. SMU (10/21/89-1st half)
Game: 716	David Klingler, vs. Arizona State (12/1/90)
Season: 5,671	Case Keenum (2009)
Career: 19,217	Case Keenum (2007-11)

Yards per Attempt

Season (min. 50 att.): 11.2 (650-58)	Rusty Clark (1968)
Career (min 150 att): 8.6 (19,217-2,229)	Case Keenum (2007-11)

500-Yard Games

Season: 4	Case Keenum (2009)
Career: 6	Case Keenum (2009)
Consecutive: 3	David Klingler (Nov. 17, 1990 – Sept. 12, 1991)

400-Yard Games

Season: 9	David Klingler (1990)
Career: 19	Case Keenum (2007-11)

Consecutive 400-Yard Games

Season: 4	David Klingler (Sept. 8 – Oct. 6, 1990)
Career: 4	Case Keenum (Sept. 26 – Nov. 1, 2009); David Klingler (Sept. 8 – Oct. 3, 1990); Andre Ware (Nov. 4 – Dec. 3, 1989)

Touchdown Passes

Quarter: 5	André Ware, vs. SMU (10/21/89)
Game: 11	David Klingler, vs. Eastern Washington (11/17/90)
Season: 54	David Klingler (1990)
Career: 155	Case Keenum (2007-11)

Consecutive Games with a Touchdown Pass

Career: 32	Case Keenum (Nov. 17, 2007 – Sept. 10, 2010)
-------------------	----------------------------------------------

Interceptions Thrown

Game: 7	Nick Eddy, vs. USF (11/23/02); Bo Burris, vs. Mississippi (10/22/66)
Season: 21	Bo Burris (1966)
Career: 47	Jason McKinley (1997-2000)

Fewest Interceptions Thrown

Season: 3	Delrick Brown (1977; 10 games); Bobby Clatterbuck (1953; 8 games)
Career: 9	Delrick Brown (1977-79)

Consecutive Attempts without an Interception

Season: 228	Case Keenum (Rice, 1Q, 10/28/11 – Southern Miss, 3Q, 12/3/11)
--------------------	------------------------------------------------------------------

Longest Pass Play

Game: 99	Terry Peel to Robert Ford, vs. San Diego State (10/14/72); Terry Peel to Robert Ford, vs. Syracuse (9/19/70); Bo Burris to Warren McVea, vs. Washington State (9/23/66)
-----------------	-------------------------------------------------------------------------------------------------------------------------------------------------------------------------------

RECEIVING

Receptions

Game: 19	James Cleveland, at East Carolina (12/5/09); Manny Hazard, vs. TCU (11/4/89); Manny Hazard, vs. Texas (11/11/89)
Quarter: 10	Orlando Iglesias, vs. UAB (11/17/01 - 2nd Q)
Season: 142	Manny Hazard (1989)
Career: 320	Tyron Carrier (2007-11)

Consecutive Games Catching A Pass

Career: 53	Tyron Carrier (2007-11)
-------------------	-------------------------

Yards

Game: 346	Donnie Avery, vs. Rice (10/13/07)
Season: 1,752	Patrick Edwards (2011)
Career: 4,507	Patrick Edwards (2008-11)

Highest Average per Reception

Game (min. 3 rec.): 56.7 (3-170)	Ron Peters, vs. Texas A&M (11/12/92)
Season (min. 25 rec.): 27.9 (43-1,198)	Elmo Wright (1968)
Career (min 75 rec): 21.9 (153-3,347)	Elmo Wright (1968-70)

Touchdown Receptions

Game: 5	Patrick Edwards, vs. Rice (10/27/11); Manny Hazard, vs. Baylor (10/7/89)
Season: 22	Manny Hazard (1989)
Career: 43	Patrick Edwards (2008-11)

Most 200-Yard Games

Season: 2	Patrick Edwards (2011); Manny Hazard (1989); Jason Phillips (1988); Elmo Wright (1968)
Career: 3	Manny Hazard (1989-90); Elmo Wright (1968-70)



INDIVIDUAL RECORDS

SCORING

Points

Game: 36	Antowain Smith, vs. Southern Miss (11/9/96)
Season: 134	Manny Hazard (1989)
Career: 423	Roman Anderson (1988-91)

Touchdowns

Game: 6	Antowain Smith, vs. Southern Miss (11/9/96)
Season: 22	Manny Hazard (1989)
Career: 45	Patrick Edwards (2008-11)

Consecutive Games Scoring A Touchdown

Season: 9 (16 TDs)	Bryce Beall (9/27 – 12/31/08)
Career: 9 (16 TDs)	Bryce Beall (9/27 – 12/31/08)

KICK SCORING

Points

Game: 21	Matt Hogan, vs. UAB (10/13/12)
Season: 131	Roman Anderson (1989)
Career: 423	Roman Anderson (1988-91)

PATs Made

Game: 13	Terry Leiweke, vs. Tulsa (11/23/68)
Season: 91	Matt Hogan (2011)
Career: 228	Matt Hogan (2009-12)

PATs Attempted

Game: 14	Terry Leiweke, vs. Tulsa (11/23/68)
Season: 92	Matt Hogan (2011)
Career: 238	Matt Hogan (2009-12)

Highest Percentage of PATs Made

Season (min 25 att): 100.0	Ty Cummings (51-51, 2015); Richie Leone (32-32; 2013) Dustin Bell (56-56; 2003); Roman Anderson (58-58; 1990); Roman Anderson (51-15; 1988); Mike Clendenen (27-27; 1983); Kenny Hatfield (32-32; 1979)
Career (min 100 att): 98.6 (213-216)	Roman Anderson (1988-91)

Consecutive PATs Made

Career: 136	Roman Anderson (1989-91)
--------------------	--------------------------

Field Goals Made

Game: 6	Matt Hogan, vs. UAB (10/13/12)
Season: 22	Roman Anderson (1989)
Career: 70	Roman Anderson (1988-91)

Field Goals Attempted

Game: 7	Matt Hogan, vs. UAB (10/13/12)
Season: 36	Roman Anderson (1989)
Career: 101	Roman Anderson (1988-91)

Highest Percentage of Field Goals Made

Season (min. 14 att.): 85.7 (12-14)	Dustin Bell (2002)
Career (min. 30 att.): 83.1 (59-71)	Matt Hogan (2009-12)

Longest Field Goal

Game: 53	Roman Anderson, vs. Texas A&M (11/26/91); Dustin Bell, vs. Southern Miss (10/7/04)
-----------------	---------------------------------------------------------------------------------------

Longest Field Goal Attempted

Game: 58	Roman Anderson, vs. Baylor (10/7/89)
-----------------	--------------------------------------

Consecutive Field Goals Made

Season: 13	Roman Anderson (1988)
Career: 16	Matt Hogan (2009-10)

Consecutive Games with a Field Goal

Season: 9	Sebastian Villarreal (1997); Roman Anderson (1988)
Career: 11	Sebastian Villarreal (1995-1997)

PUNTING

Punts

Game: 22	Roy Wallace, vs. Texas State (11/22/47)
Season: 78	Roy Wallace (1947)
Career: 245	Simon Rodriguez (1986-89)

Highest Average per Punt

Game (min. 4 punts): 53.0 (6-318)	Alan Neuveu, vs. West Texas State (10/30/48)
Season (min. 25 punts): 45.50 (60-2,730)	Richie Leone (2012)
Career (min 45 punts): 44.0 (86-3,785)	Chase Turner (2007-09)

Punting Yards

Game: 746	Roy Wallace, vs. Texas State (11/22/47)
Season: 3,153	Richie Leone (2013)
Career: 9,789	Simon Rodriguez (1986-89)

Longest Punt

Game: 84 yards	Alan Neuveu, vs. North Texas (11/12/49)
-----------------------	-----------------------------------------

50-Yard Punts

Season: 21	Robert Myers (1985)
Career: 54	Richie Leone (2010-13)

PUNT RETURNS

Punt Returns

Game: 9	Joe Rust, vs. Wyoming (11/24/73)
Season: 46	Chuck Weatherspoon (1989)
Career: 64	Don Bean (1966-67)

Punt Return Yards

Game: 199	Don Bean, vs. Tulsa (11/5/66)
Season: 522	Don Bean (1967)
Career: 906	Don Bean (1966-67)

Punt Return Average

Game: 39.8 (199-5)	Don Bean, vs. Tulsa (11/5/66)
Season: 24.6 (172-7)	Ken Stegall (1955)
Career: 17.0 (323-19)	Ken Stegall (1953-55)

Punt Return Touchdowns

Game: 2	Don Bean, vs. Tulsa (11/5/66)
Season: 3	Don Bean (1966)
Career: 5	Don Bean (1966-67)

Longest Punt Return

Game: 87	Charles West, vs. Southern Miss (11/9/96)
-----------------	-------------------------------------------

KICKOFF RETURNS

Kickoff Returns

Game: 7	James Dixon, vs. Sam Houston State (9/26/87)
Season: 50	Tyron Carrier (2010)
Career: 141	Tyron Carrier (2007-11)

Kickoff Returns Yards

Game: 217	James Dixon, vs. Sam Houston State (9/26/87)
Season: 1,174	Tyron Carrier (2010)
Career: 3,517	Tyron Carrier (2007-11)

Kickoff Return Average

Game: 37.3 (3-112)	Jimmie Wright, vs. North Texas (09/27/80)
Season: 30.8 (9-277)	Ketric Sanford (1999)
Career: 27.3 (16-436)	Claude King (1957-59)

Kickoff Return Touchdowns

Game: 1	done 23 times; most recently by D'Eriq King, at Texas State (9/24/16)
Season: 4	Tyron Carrier (2009)
Career: 7	Tyron Carrier (2007-11)

Longest Kickoff Return

Game: 100	Brandon Wilson, at Louisville (9/12/15); Tyron Carrier, vs. Rice (10/27/11); Devin Mays, at UCF (11/14/09); Donnie Avery, vs. East Carolina (9/29/07); Ricky Wilson, vs. Louisville (11/22/03); Ronnie Powledge, vs. Detroit (11/2/63)
------------------	-------------------------------------------------------------------------------------------------------------------------------------------------------------------------------------------------------------------------------------------------------

INTERCEPTION RETURNS

Interceptions

Game: 5	Byron Beaver, vs. Baylor (9/22/62)
Season: 12	Cornelius Price (1989)
Career: 16	Cornelius Price (1988-89)

Interception Return Yardage

Game: 181	Johnny Jackson, vs. Texas (11/7/87)
Season: 218	Johnny Jackson (1987)
Career: 325	Johnny Jackson (1986-88)

Most TDs On Interception Returns

Game: 3	Johnny Jackson, vs. Texas (11/7/87)
Season: 3	Johnny Jackson (1987)
Career: 3	D.J. Hayden (2011-12); Cornelius Price (1988-89); Johnny Jackson (1986-88)

Longest Interception Return

Game: 100	Frank Ditta, vs. San Jose State (10/2/71)
------------------	-------------------------------------------

TACKLES

Most Tackles

Game: 26	Frank Ditta, vs. Arizona State (9/18/71)
Season: 177	Frank Ditta (1971)
Career: 510	Marcus McGraw (2008-11)

Most Solo Tackles

Game: 19	Weedy Harris, vs. Arkansas (10/23/82)
Season: 118	Gary McGuire (1986)
Career: 324	Gary McGuire (1984-87)

Most Assists

Game: 15	Trevon Stewart, at East Carolina (11/3/12)
Season: 90	Frank Ditta (1970)
Career: 264	Marcus McGraw (2008-11)

Most Quarterback Sacks

Game: 6	Glenn Montgomery, vs. Wyoming (11/12/88)
Season: 14	Phillip Hunt (2008)
Career: 34	Phillip Hunt (2005-08)

2017 SEASON

COACHING STAFF

THE COUGARS

SEASON REVIEW

HISTORY & RECORDS



TEAM RECORDS

2017 SEASON

COACHING STAFF

THE COUGARS

SEASON REVIEW

HISTORY & RECORDS

GENERAL

Wins & Losses

Most Wins:	13 (2015, 2011)
Most Consecutive Wins:	12 (Sept. 3 – Dec. 2, 2011); (Nov. 4, 1989 – Nov. 3, 1990)
Most Consecutive Games without a Loss:	12 (Sept. 3 – Dec. 2, 2011); (Nov. 4, 1989 – Nov. 3, 1990)
Most Consecutive Home Wins:	18 (Oct. 13, 2007 – Oct. 9, 2010) 17 (Oct. 17, 2014 – present)
Most Consecutive Road Wins:	9 (Nov. 14, 1987 – Sept. 23, 1989)
Most Consecutive Winning Seasons:	9 (1966-1974)
Most Consecutive Losses:	15 (Oct. 28, 2000 – Dec. 1, 2001)

Scoring

Largest Margin of Victory:	94 (UH 100, Tulsa 6) (11/23/68)
Largest Margin of Defeat:	56 (UCLA 66, UH 10) (10/4/97)
Largest Margin of Defeat (Home):	41 (Auburn 48, UH 7) (10/26/57)
Largest Margin of Defeat (Road):	56 (UCLA 66, UH 10) (10/4/97)
Most Points Scored:	100 (UH 100, Tulsa 6) (11/23/68)
Most Points Scored at Home:	100 (UH 100, Tulsa 6) (11/23/68)
Most Points Scored on the Road:	73 (UH 73, Tulane 17) (11/10/11)
Most Points Scored by Opp.:	72 (SMU 72, UH 42; 10/18/12)
Most Points Scored by Opp. (Home):	65 (Louisville 65, UH 27; 11/20/04)
Most Points Scored by Opp. (Away):	72 (SMU 72, UH 42; 10/18/12)
Most Consecutive Games Scoring:	197 (9/23/00- present)

SINGLE-SEASON OFFENSE

Wins & Losses

Most Ties:	2	1969
Most Shutout Wins:	2	done nine times; most recently in 1989
Most Consecutive Losses:	11	Sept. 1 – Dec. 1, 2001
Most Shutout Losses:	5	1947
Most Consecutive Shutout Losses:	3	1947

Scoring

Most Points:	690	2011
Fewest Points:	96	1947
Most Touchdowns:	87	2011
Fewest Touchdowns:	14	1994, 1947
Most Field Goals Made:	23	1989

Total Offense

Most Plays:	1,150	2009
Fewest Plays:	486	1947
Most Yards:	8,387	2011
Fewest Yards:	1,775	1947
Most Touchdowns:	87 (33 rush, 54 pass)	2011

Rushing

Most Attempts:	720	1974
Fewest Attempts:	210	1989
Most Net Yards:	3,798	1973
Fewest Net Yards:	776	1987
Most Touchdowns:	46	2015
Fewest Touchdowns:	6	1994
Highest Rushing Average per Game:	361.7	1968
Lowest Rushing Average per Game:	70.5	1987
Highest Average per Rush:	6.0 (1,250-210)	1989

Passing

Most Attempts:	747	2009
Fewest Attempts:	82	1946
Most Completions:	525	2009
Fewest Completions:	19	1947
Most Yards:	6,301	2011
Fewest Yards:	270	1947
Most Touchdowns:	55	1989
Most Interceptions:	24	1991
Fewest Interceptions:	5	2006, 1993, 1977, 1955, 1977
Most Times Sacked:	52	1991

First Downs

Most First Downs:	424	2009
Fewest First Downs:	82	1947, 1946
Most Rushing First Downs:	177	1968
Fewest Rushing First Downs:	54	2000
Most Passing First Downs:	297	2009
Fewest Passing First Downs:	16	1950
Most Penalty First Downs:	33	2014
Fewest Penalty First Downs:	3	1954

Kickoff Returns

Most Kickoff Returns:	67	2009
Fewest Kickoff Returns:	13	1952
Most Kickoff Return Yards:	1,555	2009
Fewest Kickoff Return Yards:	226	1952
Highest Kickoff Return Average:	25.3 (1,187-47)	2013

Punt Returns

Most Punt Returns:	49	1967
Fewest Punt Returns:	9	2001
Most Yards:	548	1967
Fewest Yards:	65	1979
Highest Punt Return Average:	16.05	1955

Punting

Most Punts:	105	1947
Fewest Punts:	35	1968, 1955
Most Yards:	3,369	1947
Fewest Yards:	1,198	1958
Highest Punting Average:	45.5	2008, 2012
Lowest Punting Average:	31.0	1958
Most Punts Blocked:	5	1947

Fumbles

Most Fumbles:	61	1974
Fewest Fumbles:	9	1996
Most Fumbles Lost:	32	done four times; most recently in 1983
Fewest Fumbles Lost:	6	1996, 1990

Penalties

Most Penalties:	129	1989
Fewest Penalties:	29	1960
Most Penalty Yards:	1,227	1989
Fewest Penalty Yards:	283	1960

SINGLE-SEASON DEFENSE

Scoring Defense

Fewest Points Allowed:	80	1952
Most Points Allowed:	468	2003
Fewest Touchdowns Allowed:	11	1981
Most Touchdowns Allowed:	62	2003

First Downs

Fewest First Downs Allowed:	91	1947
Most First Downs Allowed:	340	2009
Fewest Rushing First Downs Allowed:	52	1966
Most Rushing First Downs Allowed:	177	2009
Fewest Passing First Downs Allowed:	14	1948
Most Passing First Downs Allowed:	160	2012
Fewest Penalty First Downs Allowed:	3	1949
Most Penalty First Downs Allowed:	32	1998

Total Defense

Fewest Plays Allowed:	523	1953
Most Plays Allowed:	1,049	2009
Fewest Yards Allowed:	2,076	1967
Most Yards Allowed:	6,318	2009

Rushing

Fewest Attempts Allowed:	334	1958
Most Attempts Allowed:	621	2009
Fewest Net Yards Allowed:	943	1967, 1946
Most Net Yards Allowed:	3,146	2009
Fewest Rushing Touchdowns Allowed:	5	1981
Most Rushing Touchdowns Allowed:	37	2009

Passing

Fewest Attempts Allowed:	111	1948
Most Attempts Allowed:	510	2012
Fewest Completions Allowed:	24	1948
Most Completions Allowed:	302	2012
Fewest Yards Allowed:	574	1957
Most Yards Allowed:	3,846	2015
Fewest Passing Touchdowns Allowed:	3	1957, 1956, 1952
Most Passing Touchdowns Allowed:	27	2003
Most Quarterback Sacks Allowed:	48	1989

Interceptions

Most Passes Intercepted	32	1989
Fewest Passes Intercepted:	3	1994
Most Interception Return Yards:	415	1989
Fewest Interception Return Yards:	20	1994
Most Touchdown Returns:	6	1987



TEAM RECORDS

SINGLE-GAME OFFENSE

Scoring

Most Points:	100	vs. Tulsa (11/23/68)
Most Touchdowns:	12	vs. Tulsa (11/23/68)
Most Field Goals Made:	6	vs. UAB (10/13/12)
Most PATs Made:	13	vs. Tulsa (11/23/68)
Most Points (Both Teams):	117	TCU 62, UH 55 (10/25/03)
Most Points (First Quarter):	28	vs. Northwestern State (9/5/09); vs. Eastern Washington (11/17/90); vs. Tulsa (10/15/88); vs. Villanova (10/15/71)
Most Points (Second Quarter):	42	vs. Louisiana Tech (8/31/91)
Most Points (Third Quarter):	28	at UCF (10/24/15); vs. Rice (10/27/11); vs. Idaho (11/16/68)
Most Points (Fourth Quarter):	49	vs. Tulsa (11/23/68)
Most Points (First Half):	59	vs. Rice (11/28/09)
Most Points (Second Half):	76	vs. Tulsa (11/23/68)

Total Offense

Most Plays:	115	vs. Louisiana Tech (9/8/12)
Fewest Plays:	41	vs. Auburn (9/19/64); 41 vs. Memphis (11/30/63); 41 vs. North Texas (11/30/52)
Most Yards:	1,021	vs. SMU (10/21/89)
Fewest Yards:	-21	vs. Texas State (11/22/47)
Most Touchdowns:	12	vs. Tulsa (11/23/68)

Rushing

Most Attempts:	86	vs. Rice (12/1/79)
Fewest Attempts:	11	at East Carolina (11/3/12); 11 vs. Rice (11/26/88)
Most Yards:	555	vs. Tulsa (11/23/68)
Fewest Yards:	-49	vs. Alabama (10/13/62)
Most Touchdowns:	9	vs. Rice (12/1/79)

Passing

Most Attempts:	81	vs. SMU (10/20/90)
Fewest Attempts:	0	vs. Texas State (11/22/46); 0 vs. West Texas A&M (9/27/46)
Most Completions:	56	vs. East Carolina (12/5/09)
Fewest Completions:	0	done six times; most recently vs. Detroit (10/8/55)
Most Yards:	771	vs. SMU (10/21/89)
Fewest Yards:	0	done six times; most recently vs. Detroit (10/8/55)
Most Interceptions:	7	vs. Mississippi (10/22/66); 7 vs. USF (11/23/02)
Most Times Sacked:	11	vs. Texas A&M (10/26/91)

First Downs

Most First Downs:	42	at UTEP (10/3/09)
Fewest First Downs:	1	vs. Auburn (9/16/64); 1 vs. Hardin-Simmons (11/1/47)
Most Rushing First Downs:	29	vs. Rice (12/1/79); 29 vs. Tulsa (11/23/68)
Fewest Rushing First Downs:	0	vs. Alabama (10/13/62)
Most Passing First Downs:	31	at UTEP (10/3/09)
Fewest Passing First Downs:	0	vs. Auburn (9/16/64); 0 vs. Hardin-Simmons (11/1/47)
Most Penalty First Downs:	6	vs. Cincinnati (11/7/15)

Kickoff Returns

Most Yards:	266	vs. Louisville (11/22/03)
Most Touchdowns:	1	done 23 times; most recently by D'Eriq King, at Texas State (9/24/16)

Punt Returns

Most Yards:	199	vs. Tulsa (11/5/66)
Most Touchdowns:	2	at Tulane (11/10/11)

Punting

Most Punts:	25	vs. Texas State (11/22/47)
Fewest Punts:	0	done many times; most recently at Navy (10/8/16)
Most Yards:	849	vs. Texas State (11/22/47)
Fewest Yards:	0	done many times; most recently at Navy (10/8/16)
Most Punts Had Blocked:	2	vs. Texas (11/10/79)

Fumbles

Most Fumbles:	11	vs. Detroit (9/28/51); 11 vs. Wichita State (10/1/49)
Most Fumbles Lost:	8	vs. Wichita State (10/1/49)

Penalties

Most Penalties:	23	vs. Arizona State (9/23/89)
Fewest Penalties:	0	at Texas State (9/24/16); 0 vs. Texas A&M (10/10/81); 0 vs. Florida State (11/12/60); 0 vs. Texas Tech (10/6/51)
Most Yards:	236	vs. Arizona State (9/23/89)
Fewest Yards:	0	at Texas State (9/24/16); 0 vs. Texas A&M (10/10/81); 0 vs. Florida State (11/12/60); 0 vs. Texas Tech (10/6/51)

SINGLE-GAME DEFENSE

Scoring

Fewest Points:	0	done 38 times; most recently by Lamar (9/10/16)
Most Points (First Quarter):	28	Memphis (10/18/03)
Most Points (Second Quarter):	42	Texas Tech (11/20/54)
Most Points (Third Quarter):	31	by SMU (10/18/12)
Most Points (Fourth Quarter):	30	Louisville (11/20/04)
Most Points (First Half):	48	Texas Tech (11/20/54)
Most Points (Second Half):	44	SMU (10/18/12)
Fewest Touchdowns:	0	done 38 times; most recently by Lamar (9/10/16)
Most Touchdowns:	9	Louisville (11/22/03); 9 UCLA (10/4/97); 9 Michigan (9/26/92); 9 by Texas Tech (11/20/54)

First Downs

Fewest First Downs:	3	Texas State (11/22/47)
Most First Downs:	41	BYU (11/19/13)
Fewest Rushing First Downs:	0	done three times; most recently by Mississippi State (10/15/66)
Most Rushing First Downs:	24	by Rice (11/26/94)
Fewest Passing First Downs:	0	done many times; most recently by Army (10/10/98)
Most Passing First Downs:	21	BYU (10/19/13)
Fewest Penalty First Downs:	0	done many times; most recently vs. #3/3 Louisville (11/17/16)
Most Penalty First Downs:	11	Minnesota (9/12/98)

Total Defense

Fewest Plays:	38	Louisiana-Lafayette (10/8/49)
Most Plays:	115	BYU (10/19/13)
Fewest Yards:	73	Lamar (9/10/16)
Most Yards:	782	TCU (10/25/03)

Rushing

Fewest Attempts:	17	by Louisville (10/25/97)
Most Attempts:	73	Texas A&M (10/12/63)
Fewest Yards:	-72	Louisiana Tech (9/10/88)
Most Yards:	445	Louisville (11/22/03)
Most Touchdowns:	7	Louisville (11/22/03); 7 Tulsa (10/13/51)

Passing

Fewest Attempts:	2	Texas A&M (10/12/57)
Most Attempts:	79	TCU (11/3/90)
Fewest Completions:	0	done two times; most recently by Tennessee (12/5/53)
Most Completions:	44	TCU (11/3/90)
Fewest Yards:	0	done three times; most recently by Air Force (9/13/08)
Most Yards:	690	TCU (11/3/90)
Most Touchdowns:	6	Mississippi (9/17/60)
Most Quarterback Sacks:	16	Wyoming (11/12/88)

Interceptions

Most Interceptions:	6	done four times; most recently vs. Rice (11/28/81)
Most Interception Return Yards:	198	vs. Texas (11/7/87)
Most Touchdown Returns:	4	vs. Texas (11/7/87)

2017 SEASON

COACHING STAFF

THE COUGARS

SEASON REVIEW

HISTORY & RECORDS



LONG PLAYS

2017 SEASON

COACHING STAFF

THE COUGARS

SEASON REVIEW

HISTORY & RECORDS

ALL PLAYS

1.	100	TD	Brandon Wilson	Missed FG Return	vs. Oklahoma	9/3/16
	100	TD	Brandon Wilson	KO Return	at Louisville	9/12/15
	* 100	TD	Tyron Carrier	KO Return	Rice	10/27/11
	100	TD	Devin Mays	KO Return	at UCF	11/14/09
	100	TD	Ronnie Powlledge	KO Return	Detroit	11/2/63
	100	TD	Ricky Wilson	KO Return	at Louisville	11/22/03
	100	TD	Donnie Avery	KO Return	East Carolina	9/29/07
	100	TD	Frank Ditta	INT Return	San Jose State	10/2/71
t9.	99	TD	D'Eriq King	KO Return	at Texas State	9/24/16
	* 99	TD	Tyron Carrier	KO Return	Rice	11/28/09
	99	TD	Bo Burris to Warren McVea	Pass	Washington State	9/23/66
	99	TD	Terry Peel to Robert Ford	Pass	Syracuse	9/19/70
	99	TD	Terry Peel to Robert Ford	Pass	San Diego State	10/14/72
14.	98	TD	Tyron Carrier	KO Return	at Tulsa	11/7/09
t15.	97	TD	D.J. Hayden	INT Return	UTEP	10/27/12
	97	TD	Johnny Jackson	INT Return	Texas	11/7/87
t17.	96	TD	William Jackson	INT Return	at UTSA	9/28/13
	96	TD	Antowain Smith	Rush	at Pittsburgh	9/14/96
t19.	95	TD	Demarcus Ayers	KO Return	BYU	10/19/13
	95	TD	David Klingler to Manny Hazard	Pass	vs. Arizona State	12/1/90
	95	TD	Larry Jefferson	KO Return	Virginia Tech	10/12/73
t22.	94	TD	Brandon Wilson	KO Return	at UConn	11/21/15
	94	TD	James Dixon	KO Return	Sam Houston State	9/26/87
t24.	93	TD	Tyron Carrier	KO Return	Tulsa	11/15/08
	93	TD	Claude King	KO Return	at Miami (Fla.)	11/21/58
t26.	92	TD	Jimmy Dickey	KO Return	at Villanova	10/22/54
	92	TD	Tyron Carrier	KO Return	SMU	10/24/09
	92	TD	Mike Smith	KO Return	at North Texas	10/24/98
	92	TD	Warren McVea	KO Return	at Florida State	11/20/65
t30.	91	TD	Tyron Carrier	KO Return	at SMU	10/23/10
	91	TD	Donnie McGraw	Rush	at Rice	9/14/74
	* 91	TD	Paul Gipson	KO Return	Cincinnati	10/4/68

* - opening kickoff

RUSHING

1.	96	TD	Antowain Smith	at Pittsburgh	9/14/96
2.	91	TD	Donnie McGraw	at Rice	9/14/74
3.	87	TD	Anthony Alridge	Tulane	9/9/06
4.	86	TD	David Piland	at UCLA	9/15/12
5.	84	TD	Reggie Cherry	at San Diego State	10/7/73
6.	83	TD	Emmett King	Rice	12/2/78
7.	81	TD	Boyd Tingle	McMurry	9/27/47
t8.	80	TD	Marshall Johnson	at Florida State	11/4/72
		TD	Ken Bolin	Boston College	10/7/61
		TD	Ken Bolin	at Cincinnati	10/21/61
		TD	Donn Hargrove	at Detroit	10/9/53

PASSING

t1.	99	TD	Warren McVea from Bo Burris	Washington State	9/23/66
		TD	Robert Ford from Terry Peel	Syracuse	9/19/70
		TD	Robert Ford from Terry Peel	San Diego State	10/14/72
4.	95	TD	Manny Hazard from David Klingler	vs. Arizona State	12/1/90
5.	89	TD	Markeith Ambles from Greg Ward Jr.	at Cincinnati	12/6/14
t6.	87	TD	Brian Williams from André Ware	SMU	10/21/89
		TD	Willie Roberts from D.C. Nobles	Villanova	10/15/71
t8.	86	TD	Ken Hebert from Bo Burris	Tampa	10/29/66
		TD	Anthony Alridge from Case Keenum	at Oregon	9/1/07
t10.	84	TD	Charles Sims from Case Keenum	at UTEP	9/29/11
		TD	Vic Hampel from Bobby Clatterback	at Detroit	9/28/51
		TD	Kierrie Johnson from Case Keenum	at East Carolina	9/27/08

KICKOFF RETURNS

t1.	100	TD	Brandon Wilson	at Louisville	9/12/15
		TD	Tyron Carrier	Rice	10/27/11
		TD	Devin Mays	at UCF	11/14/09
		TD	Ronnie Powlledge	Detroit	11/2/63
		TD	Ricky Wilson	at Louisville	11/22/03
		TD	Donnie Avery	East Carolina	9/29/07
t7.	99	TD	D'Eriq King	at Texas State	9/24/16
		TD	Tyron Carrier	Rice	11/28/09
9.	98	TD	Tyron Carrier	at Tulsa	11/7/09
t10.	95	TD	Demarcus Ayers	BYU	10/19/13
		TD	Larry Jefferson	Virginia Tech	10/12/73
t12.	94	TD	Brandon Wilson	at UConn	11/21/15
		TD	James Dixon	Sam Houston State	9/26/87
t13.	93	TD	Tyron Carrier	Tulsa	11/15/08
		TD	Claude King	at Miami (Fla.)	11/21/58

PUNT RETURNS

1.	87	TD	Charles West	Southern Miss	11/9/96
t2.	82	TD	Dick Spratt	at Florida State	9/17/66
		TD	Joe Lopasky	Auburn	9/21/63
4.	78	TD	Jamie Mouton	TCU	10/31/92
5.	76	TD	Damian Payne	at Tulane	11/10/11
6.	75	TD	Don Bean	at Mississippi	10/28/67
7.	74	TD	Patrick Edwards	at Memphis	10/30/10
8.	73	TD	Demarcus Ayers	at Tulane	10/16/15
t9.	72	TD	Eric Herring	at Texas Tech	11/25/78
		TD	Jolly Hartsell	West Texas State	10/15/49
t11.	71	TD	Ken Stegall	Montana	9/17/55
		TD	Max Clark	Texas A&I	9/18/48
13.	70	TD	Patrick Edwards	at Tulane	11/10/11

INTERCEPTION RETURNS

1.	100	TD	Frank Ditta	San Jose State	10/2/71
t2.	97	TD	D.J. Hayden	UTEP	10/27/12
		TD	Johnny Jackson	Texas	11/7/87
4.	96	TD	William Jackson	at UTSA	9/28/13
5.	89	TD	Paul Sweeten	Auburn	10/26/57
6.	78	TD	James Reddish	SMU	10/21/95
7.	76	TD	Pat Studstill	Wichita State	10/11/58
t8.	75	TD	D.J. Hayden	at SMU	10/18/12
		TD	Willie Gaston	at TCU	10/23/04
		TD	Kenny Hill	Tulane	11/6/99

FIELD GOALS

t1.	53	Roman Anderson	at Texas A&M	10/26/91
		Dustin Bell	at Southern Miss	10/7/04
t3.	52	Mike Waddell	at California	9/5/98
		Matt Hogan	UAB	10/13/12
t5.	51	Kyle Bullard	UCF	10/2/14
		Matt Hogan	at Tulsa	11/7/09
		Roman Anderson	Baylor	10/7/89
		Chip Brownndyke	vs. Arkansas	10/26/85
		Chip Brownndyke	at Rice	11/30/85
t10.	50	Matt Hogan	North Texas	10/6/12
		Matt Hogan	Texas State	9/1/12
		Jordan Mannisto	Texas Tech	9/26/09
		Randy Owens	Oklahoma State	11/24/51
		T.J. Lawrence	at UCF	11/5/05

PUNTS

1.	84	Alan Neveux	at North Texas	11/12/49
2.	80	Ken Hebert	Mississippi State	10/15/66
3.	78	Jack Gwin	Stephen F. Austin	11/9/46
4.	77	Richie Leone	Louisiana Tech	9/8/12
5.	75	Ken Pridgeon	at Louisville	11/10/51
6.	74	Thery George	at Texas A&M	10/9/93
t7.	73	Hal Roberts	San Diego State	10/14/72
		Randy Owens	at Wichita State	11/3/51
9.	72	Cody Avants	at Texas Tech	11/21/92
t10.	71	Logan Piper	at Tulsa	10/3/15
		Chase Turner	Tulsa	11/15/08
		Simon Rodriguez	at Baylor	10/4/86
		Roy Wallace	North Texas	11/16/46



OPPONENT LONG PLAYS

ALL PLAYS

1.	100	TD	Jonathan Warzeka	KO Return	vs. Air Force	12/31/09
	100	TD	Keith Henderson	KO Return	at Texas Tech	11/24/84
	100	TD	Tim Morgan	KO Return	at Miami (Fla.)	10/17/75
4.	* 99	TD	Tyrone Wheatley	KO Return	at Michigan	9/26/92
5.	97	TD	Tyler Smith	Rush	Rice	10/27/11
	97	TD	Chiffon Allen	INT Return	Pittsburgh	9/13/97
	97	TD	Dickey Lyons	Punt Return	at Kentucky	11/12/66
	97	TD	Dorsey Gibson	Rush	Oklahoma State	10/17/53
9.	96	TD	John Eubanks	KO Return	at Southern Miss	10/7/04
	96	TD	LaTarence Dunbar	KO Return	at TCU	10/5/02
	96	TD	Johnny Square	KO Return	Colorado State	11/11/72
12.	95	TD	Rodney Blackshear from Robert Hall	Pass	Texas Tech	11/30/91
13.	94	TD	Ernest Gray from Lloyd Patterson	Pass	at Memphis	9/16/78
14.	93	TD	Danny Walters	INT Return	Arkansas	10/23/82
	93	TD	Derek Holloway	KO Return	Arkansas	10/25/80
	93	TD	Jay Hodgjin	KO Return	South Carolina	10/21/73
17.	92	TD	B.J. Johnson from Chris Simms	Pass	Texas	9/22/01
	92	TD	Damien Dodson from Scott Galbraith	Pass	Memphis	10/3/98
	92	TD	Gerald Ray from Johnny Unitas	Pass	at Louisville	11/10/51
20.	91	TD	Richard Nutt	Punt Return	North Texas	11/13/48

* - opening kickoff

RUSHING

t1.	97	TD	Tyler Smith	Rice	10/27/11
			Dorsey Gibson	Oklahoma State	10/17/53
3.	89	TD	Ben Cowins	Arkansas	10/23/76
4.	88	TD	Adrian Walker	at Texas	10/24/92
5.	87	TD	Tom Bailey	at Tulsa	11/30/74
6.	84		Darren Lewis	at Texas A&M	10/14/89
7.	82		Tony Jeffery	at TCU	10/31/87
t8.	81	TD	Leeland McElroy	at Texas A&M	10/9/93
			Harold Bartlett	at North Texas	11/15/47
t10.	80	TD	Dennis Dixon	at Oregon	9/1/07
			Corey Connally	TCU	9/29/01
			Kevin Faulk	at LSU	9/7/96
			Phil Spooner	at Florida State	11/20/65
			Duncan MacCauley	Midwestern	11/24/50
			Bill Cross	at West Texas State	10/30/48

PASSING

1.	95	TD	Rodney Blackshear from Robert Hall	Texas Tech	11/30/91
2.	94	TD	Ernest Gray from Lloyd Patterson	at Memphis	9/16/78
t3.	92	TD	B.J. Johnson from Chris Simms	Texas	9/22/01
			Damien Dodson from Scott Galbraith	Memphis	10/3/98
			Gerald Ray from Johnny Unitas	at Louisville	11/10/51
t6.	88	TD	Sam McGuffie from Driphus Jackson	vs. Rice	9/29/12
			Kyle McPherson from Matt Vogler	TCU	11/3/90
t8.	85	TD	Pearce Pegros from Jeff Watson	Texas Tech	10/14/95
			James Whitmore from Mark Eldred	SMU	10/16/93
			Lloyd Pate from Greg Cook	Cincinnati	10/4/68
			Ed Weber from Ed Magdziak	William & Mary	11/18/50
12.	83	TD	Charles Morris from Lynn Griffing	Mississippi	10/14/61
13.	82	TD	Teofilo Riley from Qadry Anderson	Memphis	10/12/96
t14.	80	TD	Quinton Smith from Chase Clement	at Rice	9/2/06
			Matt Vogler to Cedric Jackson	SMU	10/16/93
			James Sykes from Tommy Kramer	at Rice	11/27/76
			Don Schmidt from Jack Kirkpatrick	at Texas Tech	11/20/54

KICKOFF RETURNS

t1.	100	TD	Jonathan Warzeka	vs. Air Force	12/31/09
			Keith Henderson	at Texas Tech	11/24/84
			Tim Morgan	Miami (Fla.)	10/17/75
4.	* 99	TD	Tyrone Wheatley	at Michigan	9/26/92
t5.	96	TD	John Eubanks	at Southern Miss	10/7/04
			LaTarence Dunbar	at TCU	10/5/02
			Johnny Square	Colorado State	11/11/72
t8.	93	TD	Derek Holloway	Arkansas	10/25/80
			Jay Hodgjin	South Carolina	9/21/73
10.	88	TD	Eric Booth	at Southern Miss	11/15/97
11.	86		Jessie McGuire	at Texas A&M	10/10/59
t12.	85		Dishan Romine	at Navy	10/8/16
			Dick Graham	Oklahoma State	9/26/70

* - opening kickoff

PUNT RETURNS

1.	97	TD	Dickey Lyons	at Kentucky	11/12/66
2.	91	TD	Richard Nutt	North Texas	11/13/48
3.	89	TD	Marcus Rhoden	Mississippi State	9/18/65
t4.	85	TD	Brian Murph	vs. Kansas	12/23/05
			Jim Francis	Centenary	9/20/47
6.	82	TD	Dez Bryant	at Oklahoma State	9/12/09
t7.	78	TD	Kevin Faulk	at LSU	9/7/96
			Tyrone Williams	Texas Tech	11/23/85
			Joe Vargo	Penn State	11/14/64
10.	77		Akeem Ayers	at UCLA	9/18/10
11.	71	TD	Dez Bryant	at Oklahoma State	9/6/08
12.	70	TD	Gary Cox	Rice	9/13/75

INTERCEPTION RETURNS

1.	97	TD	Chiffon Allen	Pittsburgh	9/13/97
2.	93	TD	Danny Walters	Arkansas	10/23/82
3.	88		Jerry Hanifin	St. Bonaventure	9/23/50
4.	86	TD	Larry Brune	Rice	9/13/75
5.	85	TD	Falanda Newton	TCU	11/1/86
6.	84		Jason Frazier	at Army	10/6/01
t7.	80	TD	Steve Higginbotham	Alabama	10/24/70
			James Due	at Stephen F. Austin	11/8/47
9.	78	TD	Rich Sapienza	Villanova	11/17/56
t10.	75	TD	Michael James	at Arkansas	10/12/91
			Frank Polito	Villanova	10/15/71
11.	71	TD	Charles Mitchell	at Mississippi State	10/10/09
12.	69	TD	Alvin NNabuife	SMU	11/19/05

FIELD GOALS

1.	58		Cloyce Hinton	at Mississippi	11/7/70
t2.	57		Jose Martinez	at UTEP	10/27/07
			Tony Franklin	at Texas A&M	12/3/77
4.	55		Ricky Gann	at Texas Tech	11/24/84
5.	53		Eric Lange	at Tulsa	9/5/92
t6.	52		Chris Blewitt	vs. Pittsburgh	1/2/15
			Scott Grimes	Rice	9/4/99
			Scott Szeredy	at Texas	10/24/92
			Phil Dawson	Texas	11/11/95
			Lin Elliott	at Texas Tech	9/13/90
			Wayne Clements	Texas	11/11/89
			Steve Little	vs. Arkansas	10/22/77
t13.	51		Chris Boswell	Rice	10/27/11
			Paul Martinez	Oregon	9/1/05
			Jeff Wilkinson	TCU	10/31/92
			Steve Rausch	vs. Arizona State	12/1/90
			Kendall Trainor	Arkansas	10/25/86
			James Hamrick	Rice	12/1/84
			Drew Edmiston	Louisiana-Lafayette	10/7/06
t20.	50		Jake Elliott	Memphis	10/12/13
			Dan Miller	at Miami (Fla.)	9/19/81

PUNTS

1.	78		Andrew Bayes	East Carolina	10/30/99
t2.	74		Jarad Preston	East Carolina	11/9/02
			James Gargus	at TCU	10/29/83
			Dennis Vance	at Texas Tech	11/20/82
5.	72		Brian Schmitz	at North Carolina	10/16/99
t6.	70		Luke Juist	Rice	10/13/07
			Charles Urbanovich	at Trinity	10/7/50
t8.	69		Stephon Solomon	Texas Southern	11/24/07
			Tucker Phillips	at Rice	12/2/95
			Pete Raether	at Arkansas	10/12/91

2017 SEASON

COACHING STAFF

THE COUGARS

SEASON REVIEW

HISTORY & RECORDS



RUSHING RECORDS

2017 SEASON

COACHING STAFF

THE COUGARS

SEASON REVIEW

HISTORY & RECORDS

RUSHING YARDS - GAME

Rk.	Yds.	Player	Opponent	Date
1.	300	Joffrey Reynolds	East Carolina	11/9/02
t2.	282	Anthony Evans	Army	9/18/04
		Paul Gipson	Tulsa	11/23/68
4.	245	Robert Newhouse	Mississippi State	10/4/69
5.	237	Robert Newhouse	at Cincinnati	9/25/71
6.	231	Antowain Smith	Southern Miss	11/9/96
t7.	230	Jim Strong	at Arizona	11/11/69
		Paul Gipson	at Georgia	11/2/68
9.	229	Paul Gipson	Georgia	11/4/67
10.	226	Sloan Hood	at TCU	11/2/85
11.	225	Anthony Alridge	at SMU	11/11/06
12.	219	Jim Strong	Mississippi	10/25/69
13.	218	Chuck Weatherspoon	at Texas	11/5/88
14.	215	Jermaine Williams	at SMU	10/15/94
15.	212	Ketric Sanford	Tulane	11/6/99
16.	210	Charles Sims	North Texas	10/6/12
17.	209	Donald Jordan	Lamar	9/17/83
t18.	207	Ted Heiskell	Idaho	11/16/68
		Charles Sims	at Tulane	11/10/11
		Chuck Weatherspoon	SMU	10/21/89
t21.	205	Anthony Alridge	Rice	10/13/07
		Anthony Alridge	at Oregon	9/1/07
		Raymond Tate	Rice	12/1/84
t24.	204	Anthony Alridge	at UTEP	10/27/07
		Robert Newhouse	Utah	11/27/71
t26.	201	Robert Newhouse	Virginia Tech	11/13/71
		Joffrey Reynolds	Army	9/16/00
t28.	200	Alois Blackwell	West Texas State	10/9/76
		Leonard Parker	at Colorado State	11/10/73
		Jim Strong	Florida State	11/29/69

RUSHING YARDS - SEASON

Rk.	Yds.	Player	Att.	Year
1.	1,757	Robert Newhouse	277	1971
2.	1,597	Anthony Alridge	259	2007
3.	1,550	Paul Gipson	242	1968
4.	1,545	Joffrey Reynolds	316	2002
5.	1,293	Jim Strong	190	1969
6.	1,247	Bryce Beall	198	2008
7.	1,239	Antowain Smith	202	1996
8.	1,216	Nat "Puddin" Jones	222	1972
9.	1,199	Ketric Sanford	224	1999
10.	1,169	Alois Blackwell	213	1977
11.	1,149	Anthony Evans	236	2003
12.	1,146	Chuck Weatherspoon	119	1989
13.	1,123	Leonard Parker	224	1973
14.	1,108	Greg Ward Jr.	198	2015
15.	1,100	Paul Gipson	187	1967
16.	1,097	Chuck Weatherspoon	158	1990
17.	1,095	Emmett King	183	1978
18.	1,063	Terald Clark	193	1979
19.	1,054	Ketric Sanford	222	1998
20.	1,049	Donald Jordan	191	1983
t21.	1,037	Kenneth Farrow	186	2014
		Ryan Gilbert	170	2005
23.	1,036	Gene Shannon	143	1951
24.	1,019	Randy Love	205	1978
25.	1,004	Chuck Weatherspoon	118	1988
26.	988	John Housman	192	1974

RUSHING YARDS - CAREER

Rk.	Yds.	Player	Att.	Years
1.	3,636	Ketric Sanford	743	1996-99
2.	3,247	Chuck Weatherspoon	395	1987-90
3.	3,098	Bryce Beall	553	2008-11
4.	2,975	Kenneth Farrow	560	2012-15
5.	2,961	Robert Newhouse	461	1969-71
6.	2,947	Joffrey Reynolds	618	1999-02
7.	2,769	Paul Gipson	447	1966-68
8.	2,595	Anthony Alridge	363	2005-07
9.	2,467	Alois Blackwell	428	1975-77
10.	2,375	Greg Ward Jr.	558	2013-16
11.	2,370	Charles Sims	384	2009-12
12.	2,332	Gene Shannon	369	1949-51
13.	2,295	Anthony Evans	492	2001-05
14.	2,144	Terald Clark	456	1978-80
15.	2,120	Jackie Battle	441	2002-06

RUSHING ATTEMPTS - GAME

Rk.	Att.	Player	Opponent	Date
t1.	41	Joffrey Reynolds	Louisville	11/30/02
		Joffrey Reynolds	East Carolina	11/9/02
t3.	37	Paul Gipson	at Memphis	11/9/68
		Paul Gipson	at Georgia	11/2/68
5.	36	Leonard Parker	at San Diego State	10/6/73
t6.	35	Anthony Evans	at Carolina	11/6/04
		Leonard Parker	at Colorado State	11/10/73
t8.	34	Anthony Evans	Army	9/18/04
		Joffrey Reynolds	Army	9/16/00
		Leonard Parker	at Rice	9/9/72
		Robert Newhouse	Florida State	10/30/7
t12.	33	Paul Gipson	at Mississippi	10/26/68
		Robert Newhouse	at Miami (Fla.)	12/5/70
		Ketric Sanford	Pittsburgh	9/13/97
t15.	32	Anthony Evans	at Army	11/15/03
		Anthony Evans	UAB	11/29/03
t17.	31	Anthony Alridge	SMU	11/4/07
		Antowain Smith	Southern Miss	11/9/96

RUSHING ATTEMPTS - SEASON

Rk.	Att.	Player	Year
1.	316	Joffrey Reynolds	2002
2.	277	Robert Newhouse	1971
3.	259	Anthony Alridge	2007
4.	242	Paul Gipson	1968
5.	236	Anthony Evans	2003
t6.	224	Leonard Parker	1973
		Ketric Sanford	1999
t8.	222	Nat "Puddin" Jones	1972
		Ketric Sanford	1998
10.	219	Terald Clark	1980
11.	213	Alois Blackwell	1977
12.	205	Randy Love	1978
13.	202	Antowain Smith	1996

RUSHING ATTEMPTS - CAREER

Rk.	Att.	Player	Years
1.	743	Ketric Sanford	1996-99
2.	640	Joffrey Reynolds	1999-02
3.	560	Kenneth Farrow	2012-15
4.	558	Greg Ward Jr.	2013-16
5.	553	Bryce Beall	2008-11
6.	552	Gerald Landry	1983-86
7.	492	Anthony Evans	2002-05
8.	472	Kevin Kolb	2003-06
9.	461	Robert Newhouse	1969-71
10.	459	Lionel Wilson	1980-83
11.	457	Dick Post	1964-66
12.	456	Terald Clark	1976-80
13.	447	Paul Gipson	1966-68
14.	441	Jackie Battle	2002-06
15.	428	Alois Blackwell	1975-77

AVERAGE PER RUSH - GAME

Min. 10 carries

Rk.	Avg. (Yds-Att)	Player	Opponent	Date
1.	20.7 (207-10)	Charles Sims	at Tulane	11/10/11
2.	19.9 (199-10)	Donn Hargrove	at Detroit	10/9/53
3.	19.8 (218-11)	Chuck Weatherspoon	at Texas	11/5/88
4.	17.3 (225-13)	Anthony Alridge	at SMU	11/11/06
5.	14.6 (161-11)	Chuck Weatherspoon	Texas	11/11/89
6.	14.29 (200-14)	Alois Blackwell	West Texas State	10/9/76
7.	14.27 (157-11)	Anthony Alridge	Texas Southern	11/24/07
8.	14.1 (141-10)	Emmett King	Utah	9/23/78
9.	13.8 (207-15)	Chuck Weatherspoon	SMU	10/21/89
10.	13.4 (147-11)	Emmett King	Rice	12/2/78

AVERAGE PER RUSH - SEASON

Min. 70 carries

Rk.	Avg.	Yds.-Rush	Player	Year
1.	10.1	965-95	Anthony Alridge	2006
2.	9.6	1,145-119	Chuck Weatherspoon	1989
3.	8.8	648-74	Warren McVea	1966
4.	8.5	1,004-118	Chuck Weatherspoon	1988
5.	7.6	845-111	Lamar Smith	1992
6.	7.5	110-834	Charles Sims	2011
7.	7.3	1,036-143	Gene Shannon	1951
8.	7.2	542-75	Ken Bolin	1960
9.	6.9	1,097-158	Chuck Weatherspoon	1990
10.	6.9	936-134	Max Clark	1950

AVERAGE PER RUSH - CAREER

Rk.	Avg.	Player	Yds.	Att.	Years
1.	8.2	Chuck Weatherspoon	3,247	395	1987-90
2.	7.1	Anthony Alridge	2,595	363	2005-07
3.	6.7	Warren McVea	1,461	217	1965-67
4.	6.5	Jim Strong	1,936	298	1967-69
5.	6.4	Robert Newhouse	2,961	461	1968-71
6.	6.3	Gene Shannon	2,332	369	1949-51
7.	6.19	Paul Gipson	2,769	447	1966-68
8.	6.17	Charles Sims	2,370	384	2009-12
9.	6.1	Marshall Johnson	1,587	258	1972-74
10.	5.8	Alois Blackwell	2,467	428	1975-77

RUSHING TOUCHDOWNS - GAME

Rk.	Tds	Player	Opponent	Date
1.	5	Antowain Smith	Southern Miss	11/9/96
t2.	4	Greg Ward Jr.	SMU	10/8/15
		Kenneth Farrow	Tulsa	11/22/14
		Bryce Beall	Tulane	9/25/10
		Anthony Alridge	Rice	10/13/07
		Joffrey Reynolds	East Carolina	11/9/02
t7.	3	Dillon Birden	UCF	10/29/16
		Greg Ward Jr.	at SMU	11/28/14
		Kenneth Farrow	at UCF	10/24/15
		Greg Ward Jr.	at Tulane	10/16/15
		Kenneth Farrow	SMU	10/8/15
		Greg Ward Jr.	at Tulsa	10/3/15
		Charles Sims	UTEP	10/27/12
		Charles Sims	at Rice	9/29/12
		Jackie Battle	UCF	10/28/06
		Jackie Battle	Grambling State	9/16/06
		Jackie Battle	at Hawai'i	12/25/03
		Anthony Evans	UAB	11/29/03
		Bryce Beall	UTEP	9/10/10
		Michael Hayes	UTEP	9/10/10
		Bryce Beall	at SMU	10/18/08
		Chris Robertson	Army	10/19/02
		Joffrey Reynolds	Army	9/16/00
		Ketric Sanford	Louisiana-Lafayette	9/18/99
		Jay McGuire	at Louisville	10/25/97
		Antowain Smith	at Louisiana-Lafayette	10/5/96
		Jermaine Williams	at SMU	10/15/94
		Chuck Weatherspoon	SMU	10/21/89
		Chuck Weatherspoon	Tulsa	10/5/88
		Gerald Landry	at Rice	11/30/85
		Sloan Hood	Texas	11/9/85
		Gerald Landry	at Rice	10/30/85
		Raymond Tate	Rice	12/1/84
		Donald Jordan	at Rice	9/1/83
		Dwyane Love	TCU	10/30/82
		John Newhouse	at Rice	1/21/79
		Alois Blackwell	at TCU	10/29/77
		Alois Blackwell	at Rice	11/27/76
		Puddin Jones	New Mexico	11/18/72
		Robert Newhouse	Virginia Tech	11/13/71
		Jim Strong	Florida State	11/29/69
		Jim Strong	at Tulsa	11/8/69
		Paul Gipson	Tulsa	11/23/68
		Ted Heiskell	Idaho	11/16/68
		Paul Gipson	at Texas	9/21/68
		Paul Gipson	Memphis	11/11/67
		Warren McVea	at Kentucky	11/12/66
		Bobby Brezina	Cincinnati	12/1/62
		Gene Shannon	at Louisville	11/10/51
		Gene Shannon	Villanova	10/27/51
		Max Clark	William & Mary	11/18/50



RUSHING RECORDS

RUSHING TOUCHDOWNS • SEASON

Rk.	Tds	Player	Year
1.	21	Greg Ward Jr.	2015
2.	15	Jackie Battle	2006
t3.	14	Kenneth Farrow	2014
		Antowain Smith	1996
		Anthony Alridge	2007
t6.	13	Paul Gipson	1968
		Bryce Beall	2008
t8.	12	Kenneth Farrow	2015
		Robert Newhouse	1971
		Leonard Parker	1973
		Ketric Sanford	1999
		Bryce Beall	2010
t13.	11	Charles Sims	2012
		Michael Hayes	2011
		Gene Shannon	1951
		Paul Gipson	1967
		Jim Strong	1969
		Tommy Mozisek	1970
		Alois Blackwell	1977
		Joffrey Reynolds	2002

RUSHING TOUCHDOWNS • CAREER

Rk.	Tds	Player	Years
t1.	39	Greg Ward Jr.	2013-16
		Bryce Beall	2008-11
3.	34	Kenneth Farrow	2012-15
4.	31	Jackie Battle	2003-06
5.	29	Charles Sims	2009-12
6.	28	Ketric Sanford	1996-99
7.	27	Chuck Weatherspoon	1987-90
8.	25	Paul Gipson	1966-68
t9.	23	Gene Shannon	1949-51
		Joffrey Reynolds	1999-02
		Case Keenum	2007-11
12	22	Anthony Alridge	2005-07
t13.	21	Kevin Kolb	2003-06
		Alois Blackwell	1975-77
15.	20	Ted Heiskell	1968-70

300+ YARD GAMES • SEASON

Rk.	No.	Player	Years
1.	1	Joffrey Reynolds	2002

300+ YARD GAMES • CAREER

Rk.	No.	Player	Years
1.	1	Joffrey Reynolds	1998-02

200+ YARD GAMES • SEASON

Rk.	No.	Player	Years
t1.	3	Anthony Alridge	2007
		Robert Newhouse	1971
		Jim Strong	1969
		Paul Gipson	1968
t5.	1	Charles Sims	2012
		Charles Sims	2011
		Anthony Alridge	2006
		Anthony Evans	2004
		Joffrey Reynolds	2000
		Joffrey Reynolds	2002
		Ketric Sanford	1999
		Antowain Smith	1996
		Chuck Weatherspoon	1989
		Chuck Weatherspoon	1988
		Sloan Hood	1985
		Raymond Tate	1984
		Donald Jordan	1983
		Alois Blackwell	1976
		Leonard Parker	1973
		Robert Newhouse	1969
		Paul Gipson	1967

200+ YARD GAMES • CAREER

Rk.	No.	Player	Years
t1.	4	Anthony Alridge	2005-07
		Robert Newhouse	1969-71
		Paul Gipson	1967-68
4.	3	Jim Strong	1968-69
t5.	2	Charles Sims	2009-12
		Chuck Weatherspoon	1987-90
		Joffrey Reynolds	1999-02
t8.	1	Anthony Evans	2002-05
		Ketric Sanford	1996-99
		Alois Blackwell	1975-77
		Raymond Tate	1984-86
		Donald Jordan	1982-83
		Antowain Smith	1995-96
		Sloan Hood	1984-86
		Leonard Parker	1971-73

100+ YARD GAMES • SEASON

Rk.	No.	Player	Years
1.	10	Robert Newhouse	1971
2.	9	Paul Gipson	1968
3.	8	Anthony Alridge	2007
t4.	7	Kenneth Farrow	2014
		Ketric Sanford	1999
		Antowain Smith	1996
		Nat "Puddin" Jones	1972
t8.	6	Chuck Weatherspoon	1990
		Chuck Weatherspoon	1989
		Alois Blackwell	1977
		Gene Shannon	1951
		Jim Strong	1969
		Emmett King	1978
t14.	5	Robert Newhouse	1970
		Paul Gibson	1968
		Gene Shannon	2008
		Bryce Beall	2008
		Anthony Evans	2003
		Leonard Parker	1973
		John Housman	1974
		Donald Jordan	1983
		Ryan Gilbert	2005

100+ YARD GAMES • CAREER

Rk.	No.	Player	Years
1.	16	Robert Newhouse	1969-71
t2.	15	Ketric Sanford	1996-99
		Chuck Weatherspoon	1987-90
4.	14	Paul Gipson	1967-68
5.	13	Joffrey Reynolds	1999-02
6.	12	Anthony Alridge	2005-07
t7	11	Kenneth Farrow	2012-15
		Alois Blackwell	1975-77
9.	10	Gene Shannon	1949-51
t10.	9	Bryce Beall	2008-11
		Antowain Smith	1995-96
		Jim Strong	1968-69
13.	8	Anthony Evans	2002-05
t14.	7	Charles Sims	2009-12
		Terald Clark	1978-80
		Leonard Parker	1971-73
		Nat "Puddin" Jones	1971-72
t18.	6	Sloan Hood	1984-86
		Emmett King	1976-78
		Reggie Cherry	1972-74
		Marshall Johnson	1972-74
		Tommy Mozisek	1970-71
		Warren McVea	1965-67
		Dick Post	1964-66
		Raymond Tate	1984-86
		Lamar Smith	1992-93

1,000+ YARD SEASONS

Rk.	No.	Player	Years
1.	3	Chuck Weatherspoon	1987-90
t2.	2	Ketric Sanford	1996-99
		Paul Gipson	1967-68
t3.	1	Greg Ward Jr.	2013-16
		Kenneth Farrow	2012-15
		Bryce Beall	2008-11
		Anthony Alridge	2005-07
		Ryan Gilbert	2004-05
		Anthony Evans	2002-05
		Antowain Smith	1995-96
		Joffrey Reynolds	1999-02
		Donald Jordan	1982-83
		Terald Clark	1978-80
		Randy Love	1976-78
		Emmett King	1976-78
		Alois Blackwell	1975-77
		Leonard Parker	1971-73
		Nat "Puddin" Jones	1971-72
		Robert Newhouse	1969-71
		Jim Strong	1968-69
		Gene Shannon	1949-51

2017 SEASON

COACHING STAFF

THE COUGARS

SEASON REVIEW

HISTORY & RECORDS



100-YARD RUSHING GAMES

2017 SEASON

COACHING STAFF

THE COUGARS

SEASON REVIEW

HISTORY & RECORDS

300-YARD GAMES (1)

Rk.	Yds.	Player	Att	TDs	Avg.	Opponent	Date
1.	300	Joffrey Reynolds	41	7	7.3	East Carolina	11/9/02

200-YARD GAMES (31)

Rk.	Yds.	Player	Att	TDs	Avg.	Opponent	Date
t2.	282	Anthony Evans	34	2	8.3	Army	9/18/04
		Paul Gipson	29	3	9.7	Tulsa	11/23/68
4.	245	Robert Newhouse	23	2	10.7	Mississippi State	10/4/69
5.	237	Robert Newhouse	31	1	7.6	at Cincinnati	9/25/71
6.	231	Antowain Smith	31	5	7.5	Southern Miss	11/9/96
t7.	230	Paul Gipson	37	0	6.2	at Georgia	11/2/68
		Jim Strong	22	2	10.5	at Arizona	10/11/69
9.	229	Paul Gipson	29	1	7.9	Georgia	11/4/67
10.	226	Sloan Hood	22	2	10.3	at TCU	11/2/85
11.	225	Anthony Alridge	13	2	17.3	at SMU	11/11/06
12.	219	Jim Strong	23	0	12.1	Mississippi	10/25/69
13.	218	Chuck Weatherspoon	11	1	19.8	at Texas	11/5/88
14.	215	Jermaine Williams	25	3	8.6	at SMU	10/15/94
15.	212	Ketric Sanford	26	2	8.2	Tulane	11/6/99
t16.	210	Charles Sims	21	1	10.0	North Texas	10/6/12
		Paul Gipson	33	2	6.4	Mississippi	10/26/68
18.	209	Donald Jordan	31	1	6.7	Lamar	9/17/83
t19.	207	Ted Heiskell	22	3	9.4	Idaho	11/16/68
		Charles Sims	10	2	20.7	at Tulane	11/10/11
		Chuck Weatherspoon	15	3	13.8	SMU	10/21/89
t22.	205	Anthony Alridge	24	4	8.6	Rice	10/13/07
		Anthony Alridge	22	1	9.3	at Oregon	9/1/07
		Raymond Tate	27	3	7.6	Rice	12/11/84
t25.	204	Anthony Alridge	27	0	7.6	at UTEP	10/27/07
		Robert Newhouse	31	2	6.6	Utah	11/27/71
t27.	201	Robert Newhouse	27	3	7.4	Virginia Tech	11/13/71
		Joffrey Reynolds	34	3	5.9	Army	9/16/00
t29.	200	Alois Blackwell	14	2	14.3	West Texas State	10/9/76
		Leonard Parker	35	2	5.7	at Colorado State	11/10/73
		Jim Strong	22	3	9.1	Florida State	11/29/69

100-YARD GAMES (350)

Rk.	Yds.	Player	Att	TDs	Avg.	Opponent	Date
32.	199	Donn Hargrove	10	1	19.9	at Detroit	10/9/53
33.	198	Max Clark	18	3	11.0	William & Mary	11/18/50
34.	197	Joffrey Reynolds	29	2	6.8	Army	10/19/02
t35.	195	Bryce Beall	19	3	10.3	UTEP	9/10/10
		Tommy Mozisek	24	0	8.1	Virginia Tech	11/13/71
37.	194	Antowain Smith	21	2	9.2	at Pittsburgh	9/14/96
38.	193	Paul Gipson	20	2	9.7	Idaho	11/18/67
t39.	192	Dwyane Love	22	1	8.7	Lamar	9/25/82
		Robert Newhouse	34	1	5.6	Florida State	10/30/71
41.	187	Dick Post	24	1	7.8	at Kentucky	11/12/66
42.	184	Nat "Puddin" Jones	30	3	6.1	New Mexico	11/18/72
43.	183	Gene Shannon	14	2	13.1	at Detroit	9/28/51
t44.	182	Greg Ward Jr.	20	3	9.1	at Tulsa	10/3/15
		Robert Newhouse	22	0	8.3	at Alabama	10/23/71
46.	179	Ostell Miles	19	0	9.4	Arkansas	10/21/91
t47.	178	Donnie McGraw	20	1	8.9	at Rice	9/14/74
		Chuck Weatherspoon	17	1	10.5	TCU	11/3/90
49.	177	Ketric Sanford	29	2	6.1	Memphis	10/3/98
t50.	176	Bryce Beall	21	2	8.4	Tulane	11/8/08
		Raymond Tate	23	0	7.7	Texas Tech	11/23/85
52.	173	Paul Gipson	28	3	6.2	at Texas	9/21/68
53.	172	Dick Post	28	0	6.1	Utah	12/3/66
t54.	170	Alois Blackwell	24	1	7.1	Miami (Fla.)	12/4/76
		Reggie Cherry	26	2	6.5	at Florida State	11/23/74
56.	169	Alois Blackwell	28	1	6.0	Baylor	10/1/77
t57.	167	Kenneth Farrow	13	3	12.8	at UCF	10/24/15
		Bryce Beall	19	1	8.8	UTEP	11/22/08
		Terald Clark	30	1	5.6	Texas Tech	11/23/79
t60.	165	Anthony Evans	32	3	5.2	UAB	11/29/03
		Ketric Sanford	33	1	5.0	Pittsburgh	9/13/97
		Michael Simmons	23	2	7.2	at Louisville	9/28/85
63.	164	Paul Gipson	29	2	5.7	at Florida State	11/29/68
64.	163	Robert Newhouse	33	2	4.9	at Miami (Fla.)	12/5/70
t65.	162	Mike Green	19	2	8.5	at Army	11/20/99

		Nat "Puddin" Jones	24	0	6.8	at Virginia Tech	10/7/72
		Antowain Smith	26	3	6.2	at Louisiana-Lafayette	10/5/96
t68.	161	Emmett King	24	0	6.7	at SMU	10/21/78
		Lamar Smith	19	2	8.5	at Texas Tech	11/21/92
		Chuck Weatherspoon	11	1	14.6	Texas	11/11/89
t71.	160	Alois Blackwell	29	0	5.5	Texas A&M	12/3/77
		TiAndre Sanders	18	0	8.9	Texas Tech	11/30/91
t73.	159	Kenneth Farrow	19	2	8.4	at Tulsa	10/3/15
		John Housman	29	1	5.5	at Florida State	11/23/74
		Donald Jordan	18	0	8.8	at TCU	10/29/83
		Ketric Sanford	23	1	6.9	at Cincinnati	11/14/98
		Lamar Smith	19	0	8.4	at Texas	10/24/92
t78.	158	Charles Sims	24	3	6.6	at Rice	9/29/12
		Lionel Wilson	31	0	5.1	TCU	10/30/82
		Warren McVea	12	1	13.2	Tulsa	11/5/66
t81.	157	Anthony Alridge	11	2	14.3	Texas Southern	11/24/07
		Ketric Sanford	21	1	7.5	at North Carolina	10/16/99
		Gene Shannon	22	0	7.1	William & Mary	11/18/50
84.	156	Anthony Evans	35	1	4.5	East Carolina	11/6/04
t85.	155	Anthony Alridge	5	2	31.0	Tulane	9/9/06
		Joffrey Reynolds	28	1	5.5	at Rice	8/31/02
		John Housman	26	1	6.0	at South Carolina	10/5/74
		Warren McVea	14	1	11.1	Michigan State	9/23/67
t89.	154	Anthony Alridge	31	2	5.0	SMU	11/4/07
		Paul Gipson	22	3	7.0	Memphis	11/11/67
		Gene Shannon	17	3	9.1	at Louisville	11/10/51
92.	153	Alois Blackwell	20	3	7.7	at Rice	11/27/76
t93.	152	Leonard Parker	36	2	4.2	at San Diego State	10/6/73
		Warren Ramsey	12	0	12.7	at Detroit	9/28/51
95.	151	Leonard Parker	24	2	6.3	Florida State	11/3/73
t96.	149	Robert Newhouse	17	1	8.8	Wyoming	11/14/70
		Leonard Parker	31	1	4.8	at Cincinnati	9/25/71
		Joffrey Reynolds	41	0	3.6	Louisville	11/30/02

American Athletic Conference Championship Game (Houston)

t99.	148	Greg Ward Jr.	17	2	8.7	Temple	12/5/15
		Warren McVea	14	3	10.6	at Kentucky	11/12/66
		Robert Newhouse	15	1	9.9	at Mississippi	11/7/70
		Joffrey Reynolds	26	1	5.7	at UAB	10/12/02
		Gene Shannon	26	3	5.7	Villanova	10/27/51
t104.	147	Ryan Jackson	13	0	11.3	UNLV	9/20/14
		Chuck Weatherspoon	17	1	8.6	at Texas A&M	10/14/89
		Emmett King	11	1	13.4	Rice	12/2/78
		Robert Newhouse	23	0	6.4	at Rice	9/11/71
t108.	146	Anthony Evans	25	1	5.8	Louisville	11/22/03
		Dyral Thomas	22	0	6.6	Utah	9/24/77
		Alois Blackwell	17	2	8.6	Miami (Fla.)	10/17/75
111.	145	Robert Newhouse	30	2	4.8	Miami (Fla.)	11/20/71
t112.	144	Ryan Gilbert	23	1	6.3	Southern Miss	11/13/05
		Kevin Kolb	14	1	10.3	TCU	10/25/03
		Leif Penn	24	2	6.0	Tulane	11/4/00
		Ketric Sanford	27	2	5.3	Cincinnati	10/9/99
		Chuck Weatherspoon	17	2	8.5	TCU	10/29/88
		Marshall Johnson	20	0	7.2	Tulsa	11/30/74
t118.	143	Joffrey Reynolds	29	0	4.9	Tulane	9/7/02
		Chuck Weatherspoon	15	1	9.5	Arkansas	10/28/89
		Brent Chinn	18	2	7.9	TCU	11/1/80
t121.	142	Greg Ward Jr.	25	0	5.7	Tulsa	10/15/16
		Kimble Anders	16	0	8.9	Temple	11/14/87
		Emmett King	26	1	5.5	Florida State	9/30/78
		Alois Blackwell	20	2	7.1	Rice	11/26/77
t125.	141	Emmett King	10	1	14.1	Utah	9/23/78
		John Housman	31	1	4.5	Cincinnati	10/25/74
t127.	140	Anthony Evans	32	1	4.4	Army	11/15/03
		Chuck Weatherspoon	21	0	6.7	Arkansas	10/27/90
		Lionel Wilson	18	2	7.8	Utah State	9/26/81
		Paul Gipson	37	0	3.8	Memphis	11/9/68
t131.	139	Ketric Sanford	21	2	6.6	Louisville	10/23/99
		Robert Newhouse	16	0	8.7	Villanova	10/15/71
t133.	138	Kenneth Farrow	19	1	5.8	at Cincinnati	12/6/14
		Ketric Sanford	21	1	6.6	Tulane	11/21/98
		Antowain Smith	17	1	8.1	Memphis	10/12/96
		Donald Jordan	14	3	9.9	Rice	9/1/83
t137.	137	Jackie Battle	22	0	6.2	Memphis	11/18/06



100-YARD RUSHING GAMES

		Antowain Smith	21	0	6.5	Tulane	11/2/96
		Jim Strong	29	1	4.7	Miami (Fla.)	11/1/69
t140.	136	Jackie Battle	15	1	9.1	SMU	11/11/06
		Anthony Alridge	12	1	11.3	Tulsa	11/4/06
		Brent Chinn	25	1	5.4	Arkansas	10/25/80
		Alois Blackwell	17	2	8.0	Texas Tech	11/19/77
		Ted Heiskell	20	2	6.8	NC State	11/15/69

Armed Forces Bowl (Fort Worth, Texas)

t145.	135	Bryce Beall	22	1	6.1	Air Force	12/31/08
		Terald Clark	19	1	7.1	Arkansas	10/27/79
		Leonard Parker	24	1	5.6	South Carolina	9/21/73

t148.	134	Ryan Gilbert	21	2	6.4	Tulsa	10/1/05
		Antowain Smith	17	2	7.9	SMU	10/21/95

t150.	133	Ryan Gilbert	20	0	6.7	SMU	11/19/05
		Gerald Landry	29	2	4.6	TCU	10/29/83

152.	132	Aubrey Baker	14	1	9.4	Tulsa	12/2/50
------	-----	--------------	----	---	-----	-------	---------

t153.	131	Anthony Alridge	9	1	14.6	UCF	10/28/06
		Chuck Weatherspoon	27	2	4.9	Texas A&M	10/13/90
		Terald Clark	30	0	4.4	SMU	10/18/80
		Paul Gipson	18	1	7.3	Cincinnati	10/4/68
		Jim Strong	22	1	6.0	Oklahoma State	10/12/68
		Max Clark	12	0	10.9	Louisiana-Lafayette	10/8/49

t159.	130	Kenneth Farrow	13	1	10.0	Grambling State	9/6/14
		Bryce Beall	21	2	6.2	East Carolina	9/27/09
		Ryan Gilbert	17	2	7.6	Tulane	10/8/05
		Mike Green	24	1	5.4	North Carolina	10/16/99
		Tommy Mozisek	21	1	6.2	Alabama	10/24/70
		Bobby Brezina	15	3	8.7	Cincinnati	12/1/62
		Ken Stegall	12	0	10.8	Baylor	11/14/53

t166.	129	Ryan Jackson	16	2	8.1	Tulane	11/24/12
		Mike Green	8	1	16.1	Louisiana-Lafayette	9/18/99
		Vaughn Inniss	29	0	4.4	Minnesota	9/27/97
		Michael Simmons	20	1	6.5	Tulsa	9/7/85
		Donnie McGraw	17	1	7.6	Tulsa	12/1/73

t171.	128	Charles Sims	26	2	4.9	UAB	10/13/12
		Raymond Tate	22	1	5.8	Miami (Ohio)	9/15/84

t173.	127	Ryan Gilbert	17	2	7.5	Sam Houston State	9/10/05
		Donald Jordan	27	0	4.7	Oregon	9/24/83
		Dallas Wiggins	25	1	4.7	Texas A&M	10/9/82
		Max Clark	17	0	7.5	Hardin-Simmons	10/20/50

t177.	126	Chuck Weatherspoon	12	3	10.5	Tulsa	10/15/88
		Randy Love	19	1	6.6	Texas Tech	11/25/78
		D.C. Nobles	13	2	9.7	Wyoming	11/24/73
		Marshall Johnson	22	0	5.7	San Diego State	10/6/73
		Gene Shannon	15	1	8.4	Texas Tech	10/6/51

Sheraton Hawai'i Bowl (Honolulu)

t182.	125	Jackie Battle	19	3	6.6	at Hawai'i	12/25/03
		Sloan Hood	17	0	7.4	Oklahoma State	9/12/87
		Lionel Wilson	23	1	5.4	SMU	10/17/81
		Terald Clark	28	0	4.5	Baylor	10/5/79
		Leonard Parker	34	2	3.7	Rice	9/9/72
		Carlos Bell	22	2	5.7	Cincinnati	10/4/68

t188.	124	Dallas Wiggins	18	2	6.9	Baylor	10/2/82
		Dick Post	16	1	7.8	Tulsa	11/5/66
		Gene Shannon	19	1	6.5	Trinity	10/7/50

t191.	123	Michael Hayes	20	1	6.2	Memphis	10/30/10
		Bryce Beall	24	4	5.2	Tulane	9/25/10

St. Jude Liberty Bowl (Memphis, Tenn.)

		Antowain Smith	19	1	6.5	Syracuse	12/27/96
		Chuck Weatherspoon	11	0	11.1	Eastern Washington	11/17/90
		Chuck Weatherspoon	11	1	11.1	Arizona State	9/23/89
		Emmett King	19	0	6.5	Arkansas	10/28/78

t197.	122	Terrence Ganaway	10	2	12.2	Texas Southern	11/24/07
		Joffrey Reynolds	27	1	4.5	Memphis	11/2/02
		Antowain Smith	22	1	5.5	Florida	9/2/95
		John Newhouse	13	3	9.4	Rice	12/1/79
		Tommy Mozisek	22	2	5.5	Miami (Fla.)	11/20/71
		Frank Brewer	21	0	5.8	Florida State	11/3/62

t203.	121	Ketric Sanford	14	1	8.6	Sam Houston State	8/31/96
		Chuck Weatherspoon	18	1	6.7	Texas Tech	9/13/90
		Randy Love	23	0	5.3	SMU	10/21/78

t206.	120	Ryan Jackson	10	2	12.0	Southern	8/30/13
-------	-----	--------------	----	---	------	----------	---------

		Chuck Weatherspoon	10	0	12.0	UNLV	9/8/90
		Randy Love	31	2	3.9	Arkansas	10/28/78
		Marshall Johnson	18	1	6.7	Tulsa	12/1/73
		Marshall Johnson	7	1	17.1	Florida State	11/4/72

t211.	119	Greg Ward Jr.	16	0	7.4	Cincinnati	11/7/15
		Charles Sims	19	3	6.3	UTEP	10/27/12
		Lamar Smith	20	1	6.0	Michigan	9/25/93
		Leonard Parker	19	1	6.3	Virginia Tech	10/12/73

t215.	118	Mike Green	19	1	6.2	Tulane	11/6/99
		Lamar Smith	24	0	4.9	Baylor	10/2/93
		Randy Love	12	1	9.8	TCU	11/4/78
		Ted Heiskell	16	0	7.4	Tulsa	11/8/69
		Frank Brewer	16	1	7.4	Tulsa	11/10/62
		Ken Bolin	10	0	11.8	Oregon State	10/1/60
		Don Caraway	10	2	11.8	Detroit	12/1/56

t222.	117	John Housman	15	2	7.8	Virginia Tech	9/28/74
		Jim Strong	23	3	5.1	Tulsa	11/8/69
		Jim Strong	10	1	11.7	Memphis	11/9/68
		Don Brown	20	1	5.9	Wichita State	11/16/57
		Gene Shannon	22	1	5.3	Wichita State	11/3/51
		Max Clark	16	2	7.3	Midwestern	11/24/50

t228.	116	Kenneth Farrow	21	4	5.5	Tulsa	11/22/14
		Anthony Evans	24	0	4.8	Southern Miss	11/8/03
		Joffrey Reynolds	27	1	4.3	Cincinnati	10/20/01
		Raymond Tate	24	1	4.8	Texas Tech	11/24/84
		Dwyane Love	21	1	5.5	Lamar	9/17/83
		Reggie Cherry	17	1	6.8	Cincinnati	10/25/74
		Bobby Rogers	11	2	10.5	Louisville	10/14/50

t235.	115	Sloan Hood	22	0	5.2	Washington	9/22/84
		Alois Blackwell	23	3	5.0	TCU	10/29/77
		Paul Gipson	16	1	7.2	Tulane	9/14/68

t238.	114	Joffrey Reynolds	17	1	6.7	Louisiana-Lafayette	9/14/02
		Joffrey Reynolds	19	1	6.0	Louisville	11/10/01
		Emmett King	21	0	5.4	Baylor	10/7/78
		Donnie McGraw	14	1	8.1	Wyoming	11/24/73
		Robert Newhouse	14	1	8.1	Wake Forest	11/21/70
		Tommy Mozisek	18	2	6.3	Tulsa	10/31/70

t244.	113	Kenneth Farrow	14	1	8.1	UNLV	9/20/14
		Ketric Sanford	22	0	5.1	East Carolina	11/8/97
		Nat "Puddin" Jones	23	0	4.9	Mississippi State	10/28/72

t247.	112	Kenneth Farrow	22	1	5.1	at USF	11/1/14
		Reggie Cherry	21	0	5.3	Colorado State	11/10/73
		Gene Shannon	12	1	9.3	St. Bonaventure	9/23/50
		Gene Shannon	10	1	11.2	Hardin-Simmons	10/22/49

t251.	111	Kevrin Justice	27	2	4.1	Lamar	9/10/16
		Brandon Wilson	22	2	5.0	Navy	11/27/15
		Charles Sims	12	2	9.3	at UTEP	9/29/11
		Anthony Alridge	17	2	6.5	UAB	10/20/07
		Chuck Weatherspoon	7	2	15.9	Rice	12/2/89
		Kimble Anders	21	1	5.3	Texas A&M	10/10/87
		Sloan Hood	18	2	6.2	Oklahoma State	9/20/86
		Donald Jordan	26	1	4.3	Texas Tech	11/19/83
		Bubba McGallion	25	0	4.4	Miami (Fla.)	10/17/75
		Nat "Puddin" Jones	21	0	5.3	Tulsa	9/23/72
		Robert Newhouse	23	2	4.8	Memphis	11/6/71
		Tommy Mozisek	17	1	6.5	Miami (Fla.)	12/5/70
		Billy Smith	5	1	22.2	Louisville	11/24/62

t264.	110	Kenneth Farrow	18	2	6.1	at SMU	11/28/14
		Michael Hayes	20	0	5.5	UCF	11/5/10
		Lamar Smith	15	2	7.3	TCU	10/31/92
		Raymond Tate	19	0	5.8	TCU	11/2/85
		Dyral Thomas	13	2	8.5	Rice	11/27/76
		Dick Post	10	0	11.0	Mississippi	10/3/64
		Don Flynn	9	0	12.2	Villanova	11/17/56

t271.	109	Mulbah Car	20	1	5.4	Lamar	9/10/16
		Kenneth Farrow	27	0	4.0	at Louisville	9/12/15
		Ryan Jackson	22	1	5.0	Temple	9/7/13
		Bryce Beall	24	1	4.5	Rice	10/16/10
		Gary Mullins	12	1	9.1	Florida State	11/29/69
		Ted Heiskell	23	0	4.7	Oklahoma State	9/27/69
		Warren McVea	16	0	6.8	Memphis	11/11/67
		Paul Gipson	14	1	7.8	Wake Forest	9/29/67

t279.	108	Jackie Battle	23	0	4.7	Oklahoma State	9/23/06
-------	-----	---------------	----	---	-----	----------------	---------

2017 SEASON

COACHING STAFF

THE COUGARS

SEASON REVIEW

HISTORY & RECORDS



100-YARD RUSHING GAMES

2017 SEASON

COACHING STAFF

THE COUGARS

SEASON REVIEW

HISTORY & RECORDS

	Joffrey Reynolds	14	1	7.7	Memphis	10/13/01
	Ketric Sanford	22	1	4.9	North Texas	10/24/98
	Vaughn Inniss	21	0	5.1	Pittsburgh	9/13/97
	Antowain Smith	24	2	4.5	Sam Houston State	8/31/96
t284. 107	Bryce Beall	12	1	8.9	UAB	10/9/08
	Ketric Sanford	28	1	3.8	Army	11/20/99
	Ostell Miles	13	0	8.2	Illinois	9/21/91
	Sloan Hood	23	3	4.7	Texas	11/9/85
	Dick Post	14	0	7.6	Tulsa	10/11/64
	Aubrey Baker	10	1	10.7	Midwestern	11/24/50
t290. 106	Kyle Postma	7	2	15.1	Lamar	9/10/16
	Kenneth Farrow	30	1	3.5	Cincinnati	11/7/15
	Kimble Anders	16	1	6.6	Sam Houston State	9/26/87
	Raymond Tate	19	0	5.6	Louisville	9/29/84
	Nat "Puddin" Jones	21	2	5.0	Florida State	11/4/72
	Jack Patterson	16	2	6.6	Baylor	11/14/53
t296. 105	Charles Sims	15	2	7.0	SMU	10/24/09
	Anthony Alridge	23	1	4.6	Marshall	11/17/07
	Ketric Sanford	27	1	3.9	LSU	11/13/99
	Ketric Sanford	20	1	5.3	Cincinnati	10/19/96
	Bryce Beall	22	3	4.8	SMU	10/18/08
	Nat "Puddin" Jones	28	1	3.8	Cincinnati	11/25/72
	Tommy Mozisek	18	1	5.8	Alabama	10/23/71
	Ted Heiskell	18	0	5.8	Arizona	10/11/69
t304. 104	Michael Hayes	10	1	10.4	at UTEP	9/29/11
	Gerald Landry	28	3	3.7	Rice	11/30/85
	David Barrett	25	1	4.2	Baylor	10/3/81
	Eddie Wright	13	0	8.0	TCU	11/1/80
	John Newhouse	16	0	6.5	Baylor	10/5/79
	John Newhouse	6	2	17.3	TCU	11/4/78
	Reggie Cherry	8	1	13.0	Miami (Fla.)	10/19/73
	Robert Newhouse	20	0	5.2	Florida State	11/26/70
BBVA Compass Bowl (Fort Worth, Texas)						
t312. 103	Kenneth Farrow	22	2	4.7	vs. Pittsburgh	12/2/15
	Ryan Jackson	13	0	7.9	Tulsa	11/22/14
	Anthony Evans	20	2	5.2	Tulane	10/11/03
	Ketric Sanford	12	3	8.6	Louisiana-Lafayette	9/18/99
	Donald Douglas	16	2	6.4	SMU	10/19/91
	Terald Clark	25	0	4.1	Texas A&M	10/11/80
	Terald Clark	17	2	6.1	TCU	11/3/79
	Alois Blackwell	17	0	6.1	Texas Tech	11/20/76
	John Housman	18	0	5.7	Memphis	11/16/74
	Reggie Cherry	9	0	11.4	San Diego State	10/6/73
	Nat "Puddin" Jones	20	0	5.2	Colorado State	11/11/72
	Paul Gipson	14	1	7.4	Idaho	11/16/68
	Jim Strong	13	0	7.9	Tulane	9/14/68
	Paul Gipson	19	2	5.4	Florida State	9/15/67
	Warren McVea	15	1	6.9	Florida State	9/15/67
	Warren McVea	10	1	10.3	Utah	12/3/66
	Alan Neveux	12	2	8.6	Louisiana Tech	10/9/48
t329. 102	Anthony Evans	26	0	3.9	UAB	11/13/04
	Terry Elston	10	1	10.2	Texas Tech	11/23/79
	Marshall Johnson	16	0	6.3	Cincinnati	10/25/74
	Marshall Johnson	16	0	6.4	South Carolina	10/5/74
	Reggie Cherry	23	1	4.4	South Carolina	9/21/73
t334. 101	Greg Ward Jr.	14	2	7.2	Tennessee Tech	9/5/15
	Joffrey Reynolds	20	0	5.1	Army	10/6/01
	Lamar Smith	11	1	9.2	Rice	11/28/92
	Terald Clark	24	1	4.2	Texas	11/8/80
	Danny Davis	19	0	5.3	SMU	10/16/76
	Donnie McGraw	24	1	4.2	Arizona State	9/7/74
	Quince Harris	15	0	6.7	Texas A&M	10/8/83
t341. 100	Anthony Alridge	17	0	5.9	Alabama	10/6/07
	Sloan Hood	20	1	5.0	Texas Tech	11/23/85
	Dallas Wiggins	18	0	5.6	TCU	10/30/82
	Eddie Wright	21	1	4.8	New Mexico	9/5/81
	Alois Blackwell	21	1	4.8	Texas	11/5/77
	D.C. Nobles	13	1	7.7	Virginia Tech	10/12/73
	Robert Newhouse	21	1	4.8	Arizona State	9/18/71
	Jim Strong	19	1	5.3	NC State	11/15/69
	Dick Post	21	0	4.8	Washington State	9/23/66
	Gene Shannon	21	0	4.8	Oklahoma State	11/24/51

100+ YARD RUSHING / 300+ YARD PASSING (2)

Player	Rush	Pass	Opponent	Date
Kevin Kolb	144	434	TCU	10/25/03
Donald Douglas	103	319	SMU	10/19/91

100+ YARD RUSHING / 100+ YARD PASSING (11)

Player	Rush	Pass	Opponent	Date
Greg Ward Jr.	142	254	Tulsa	10/15/16
Greg Ward Jr.	119	161	Cincinnati	11/7/15
Greg Ward Jr.	182	274	at Tulsa	10/3/15
Greg Ward Jr.	101	275	Tennessee Tech	9/15/15
Kevin Kolb	144	434	TCU	10/25/03
Donald Douglas	103	319	SMU	10/19/91
Gerald Landry	104	144	Rice	11/30/85
Gerald Landry	133	142	TCU	10/29/83
Lionel Wilson	125	159	SMU	10/17/81
Lionel Wilson	140	110	Utah State	9/26/81
Gary Mullins	109	129	Florida State	11/29/69

THREE 100+ YARD RUSHERS - GAME (3)


Players (Yards)	Opponent	Date
Kevin Justice (111), Mulbah Car (109), Kyle Postma (106)	Lamar	9/10/16
John Housman (141), Reggie Cherry (116), Marshall Johnson (102)	Cincinnati	10/25/74
Leonard Parker (152), Marshall Johnson (126), Reggie Cherry (103)	San Diego State	10/6/73

TWO 100+ YARD RUSHERS - GAME (56)

Players (Yards)	Opponent	Date
Greg Ward Jr. (119), Kenneth Farrow (106)	Cincinnati	11/7/15
Greg Ward Jr. (182), Kenneth Farrow (159)	at Tulsa	10/3/15
Kenneth Farrow (116), Ryan Jackson (103)	Tulsa	11/22/14
Ryan Jackson (147), Kenneth Farrow (113)	UNLV	9/20/14
Charles Sims (111), Michael Hayes (104)	at UTEP	9/29/11
Anthony Alridge (157), Terrance Ganaway (122)	Texas Southern	11/24/07
Anthony Alridge (225), Jackie Battle (136)	SMU	11/11/06
Mike Green (162), Ketric Sanford (107)	Army	11/20/99
Ketric Sanford (212), Mike Green (118)	Tulane	11/6/99
Ketric Sanford (157), Mike Green (130)	North Carolina	10/16/99
Mike Green (129), Ketric Sanford (103)	Louisiana-Lafayette	9/11/99
Ketric Sanford (165), Vaughn Inniss (108)	Pittsburgh	9/13/97
Ketric Sanford (121), Antowain Smith (108)	Sam Houston State	8/31/96
Raymond Tate (176), Sloan Hood (100)	Texas Tech	11/23/85
Sloan Hood (226), Raymond Tate (110)	TCU	11/2/85
Michael Simmons (165), Mat Pierson (139)	Louisville	9/28/85
Donald Jordan (159), Gerald Landry (113)	TCU	10/29/83
Donald Jordan (209), Dwyane Love (116)	Lamar	9/17/83
Lionel Wilson (158), Dallas Wiggins (100)	TCU	10/30/82
Brent Chinn (143), Eddie Wright (104)	TCU	11/1/80
Terald Clark (167), Terry Elston (102)	Texas Tech	11/23/79
Terald Clark (125), John Newhouse (104)	Baylor	10/6/79
Emmett King (123), Randy Love (120)	Arkansas	10/28/78
Emmett King (161), Randy Love (121)	SMU	10/21/78
Alois Blackwell (153), Dyral Thomas (110)	Rice	11/27/76
Alois Blackwell (146), Bubba McGallion (111)	Miami (Fla.)	10/17/75
Reggie Cherry (170), John Housman (159)	Florida State	11/23/74
John Housman (155), Marshall Johnson (101)	South Carolina	10/5/74
Donnie McGraw (129), Marshall Johnson (120)	Tulsa	12/1/73
D.C. Nobles (126), Donnie McGraw (114)	Wyoming	11/24/73
Leonard Parker (200), Reggie Cherry (112)	Colorado State	11/10/73
Leonard Parker (119), D.C. Nobles (100)	Virginia Tech	10/12/73
Leonard Parker (135), Reggie Cherry (102)	South Carolina	9/21/73
Marshall Johnson (120), Puddin' Jones (106)	Florida State	11/4/72
Robert Newhouse (145), Tommy Mozisek (122)	Miami (Fla.)	11/20/71
Robert Newhouse (201), Tommy Mozisek (195)	Virginia Tech	11/13/71
Robert Newhouse (182), Tommy Mozisek (105)	Alabama	10/23/71
Robert Newhouse (237), Leonard Parker (149)	Cincinnati	9/25/71
Robert Newhouse (163), Tommy Mozisek (111)	Miami (Fla.)	12/5/70
Jim Strong (200), Gary Mullins (109)	Florida State	11/29/69
Ted Heiskell (136), Jim Strong (100)	N.C. State	11/15/69
Ted Heiskell (118), Jim Strong (117)	Tulsa	11/8/69
Jim Strong (230), Ted Heiskell (105)	Arizona	10/11/69
Ted Heiskell (207), Paul Gipson (103)	Idaho	11/16/68
Paul Gipson (140), Jim Strong (117)	Memphis	11/9/68
Paul Gipson (131), Carlos Bell (125)	Cincinnati	10/4/68
Paul Gipson (115), Jim Strong (103)	Tulane	9/14/68
Paul Gipson (154), Warren McVea (109)	Memphis	11/11/67
Paul Gipson (103), Warren McVea (103)	Florida State	9/15/67
Dick Post (172), Warren McVea (103)	Utah	12/3/66
Dick Post (187), Warren McVea (148)	Kentucky	11/12/66
Warren McVea (158), Dick Post (124)	Tulsa	11/5/66
Ken Stegall (130), Jack Patterson (106)	Baylor	11/14/53
Gene Shannon (183), Warren Ramsey (152)	Detroit	9/28/51
Max Clark (117), Aubrey Baker (107)	Midwestern	11/24/50
Max Clark (198), Gene Shannon (157)	William & Mary	11/18/50

NO
ONE
COVERS
THE
FIELD
LIKE

UHCougars.com



PHOTOS | SCHEDULES | SCORES | LIVE | GAME STATS | HIGHLIGHTS



100-YARD RUSHERS

2017 SEASON

COACHING STAFF

THE COUGARS

SEASON REVIEW

HISTORY & RECORDS

ROBERT NEWHOUSE (16)

Yds.	Att.	TD	Opponent	Date
245	23	2	Mississippi State	10/4/69
237	31	1	Cincinnati	9/25/71
204	31	2	Utah	11/27/71
201	27	3	Virginia Tech	11/13/71
192	34	1	Florida State	10/30/71
182	22	0	Alabama	10/23/71
163	33	2	Miami (Fla.)	12/5/70
149	17	1	Wyoming	11/14/70
148	15	1	Mississippi	11/7/70
147	23	0	Rice	9/11/71
145	30	2	Miami (Fla.)	11/20/71
139	16	0	Villanova	10/15/71
114	14	1	Wake Forest	11/21/70
111	23	2	Memphis	11/6/71
104	20	0	Florida State	11/26/70
100	21	1	Arizona State	9/18/71

KETRIC SANFORD (15)

212	26	2	Tulane	11/6/99
177	29	2	Memphis	10/3/98
165	33	1	Pittsburgh	9/13/97
159	23	1	Cincinnati	11/14/98
157	21	1	North Carolina	10/16/99
144	27	2	Cincinnati	10/9/99
138	21	1	Tulane	11/21/98
139	21	2	Louisville	10/23/99
121	14	1	Sam Houston State	8/31/96
113	22	0	East Carolina	11/8/97
108	22	1	North Texas	10/24/98
107	28	1	Army	11/20/99
105	27	1	LSU	11/13/99
105	20	1	Cincinnati	10/19/96
103	12	3	Louisiana-Lafayette	9/18/99

CHUCK WEATHERSPOON (15)

218	11	1	Texas	11/5/88
207	15	3	SMU	10/21/89
178	17	1	TCU	11/3/90
161	11	1	Texas	11/11/89
147	17	1	Texas A&M	10/14/89
144	17	2	TCU	10/29/88
143	15	1	Arkansas	10/28/89
140	21	0	Arkansas	10/27/90
131	27	2	Texas A&M	10/13/90
126	12	3	Tulsa	10/15/88
123	11	0	Eastern Washington	11/17/90
123	11	1	Arizona State	9/23/89
121	18	1	Texas Tech	9/13/90
120	10	0	UNLV	9/8/90
111	7	2	Rice	12/2/89

PAUL GIPSON (14)

282	29	3	Tulsa	11/23/68
230	37	0	Georgia	11/2/68
229	29	1	Georgia	11/4/67
210	33	2	Mississippi	10/26/68
193	20	2	Idaho	11/18/67
173	28	3	Texas	9/21/68
164	29	2	Florida State	11/29/68
154	22	3	Memphis	11/11/67
140	37	0	Memphis	11/9/68
131	18	1	Cincinnati	10/4/68
115	16	1	Tulane	9/14/68
109	14	1	Wake Forest	9/29/67
103	14	1	Idaho	11/16/68
103	19	2	Florida State	9/15/67

JOFFREY REYNOLDS (13)

300	41	4	East Carolina	11/9/02
201	34	3	Army	9/16/00
197	29	2	Army	10/19/02
155	28	1	Rice	8/31/02
149	41	0	Louisville	11/30/02
148	26	1	UAB	10/12/02
143	29	0	Tulane	9/7/02
122	27	1	Memphis	11/2/02
116	27	1	Cincinnati	10/20/01
114	17	1	Louisiana-Lafayette	9/14/02
114	19	1	Louisville	11/10/01
108	14	1	Memphis	10/13/01
101	20	0	Army	10/6/01

ANTHONY ALDRIDGE (12)

225	13	2	SMU	11/11/06
205	24	4	Rice	10/13/07
205	22	1	Oregon	9/1/07
204	27	0	UTEP	10/27/07
157	11	2	Texas Southern	11/24/07
155	5	2	Tulane	9/9/06
154	31	2	SMU	11/4/07
136	12	1	Tulsa	11/4/06
131	9	1	UCF	10/28/06
111	17	2	UAB	10/20/07
105	23	1	Marshall	11/17/07
100	17	0	Alabama	10/6/07

ALOIS BLACKWELL (11)

200	14	2	West Texas State	10/9/76
170	24	1	Miami (Fla.)	12/4/76
169	28	1	Baylor	10/1/77
160	29	0	Texas A&M	12/3/77
153	20	3	Rice	11/27/76
146	17	2	Miami (Fla.)	10/17/75
142	20	2	Rice	11/26/77
136	17	2	Texas Tech	11/19/77
115	23	3	TCU	10/29/77
103	17	0	Texas Tech	11/20/76
100	21	1	Texas	11/5/77

KENNETH FARROW (11)

167	13	3	at UCF	10/24/15
159	19	2	at Tulsa	10/3/15
138	19	1	at Cincinnati	12/6/14
130	13	1	Grambling State	9/6/14
116	21	4	Tulsa	11/22/14
113	14	1	UNLV	9/20/14
112	22	1	at USF	11/1/14
110	18	2	SMU	11/28/14
109	27	0	at Louisville	9/12/15
106	30	1	Cincinnati	11/7/15
BBVA Compass Bowl (Fort Worth, Texas)				
103	22	2	vs. Pittsburgh	1/2/15

GENE SHANNON (10)

183	14	2	Detroit	9/28/51
157	22	0	William & Mary	11/18/50
154	17	3	Louisville	11/10/51
148	26	3	Villanova	10/27/51
126	15	1	Texas Tech	10/6/51
124	19	1	Trinity	10/7/50
117	22	1	Wichita State	11/3/51
112	12	1	St. Bonaventure	9/23/50
112	10	1	Hardin-Simmons	10/22/49
100	21	0	Oklahoma State	11/24/51

BRYCE BEALL (9)

195	19	3	UTEP	9/10/10
176	21	2	Tulane	11/8/08
167	19	1	UTEP	11/22/08
Bell Helicopter Armed Forces Bowl (Fort Worth, Texas)				
135	22	1	Air Force	12/31/08
130	21	2	East Carolina	9/27/09
123	24	4	Tulane	9/25/10
109	24	1	Rice	10/16/10
107	12	1	UAB	10/9/08
105	22	3	SMU	10/18/08

ANTOWAIN SMITH (9)

St. Jude Liberty Bowl (Memphis, Tenn.)				
206	29	5	Southern Miss	11/9/96
194	21	2	Pittsburgh	9/14/96
162	26	3	Louisiana-Lafayette	10/5/96
138	17	1	Memphis	10/12/96
137	21	0	Tulane	11/2/96
134	17	2	SMU	10/21/95
123	19	1	Syracuse	12/27/96
122	22	1	Florida	9/13/95
108	24	2	Sam Houston State	8/31/96

JIM STRONG (9)

230	22	2	Arizona	10/11/69
219	23	0	Mississippi	10/25/69
200	22	3	Florida State	11/29/69
137	29	1	Miami (Fla.)	11/1/69
131	22	1	Oklahoma State	10/12/68
117	23	3	Tulsa	11/8/69
117	10	1	Memphis	11/9/68
103	13	0	Tulane	9/14/68
100	19	1	NC State	11/15/69

ANTHONY EVANS (8)

282	34	2	Army	9/18/04
165	32	3	UAB	11/29/03
156	35	1	East Carolina	11/6/04
146	25	1	Louisville	11/22/03
140	32	1	Army	11/15/03
116	24	0	Southern Miss	11/8/03
103	20	2	Tulane	10/11/03
102	26	0	UAB	11/13/04

TERALD CLARK (7)

167	30	1	Texas Tech	11/23/79
135	19	1	Arkansas	10/27/79
131	30	0	SMU	10/18/80
125	28	0	Baylor	10/5/79
103	25	0	Texas A&M	10/11/80
103	17	2	TCU	11/3/79
101	24	1	Texas	11/8/80

NAT "PUDDIN" JONES (7)

184	30	3	New Mexico	11/18/72
162	24	0	Virginia Tech	10/7/72
113	23	0	Mississippi State	10/28/72
111	21	0	Tulsa	9/23/72
106	21	2	Florida State	11/4/72
105	28	1	Cincinnati	11/25/72
103	20	0	Colorado State	11/11/72

LEONARD PARKER (7)

200	35	2	Colorado State	11/10/73
152	36	2	San Diego State	10/6/73
151	24	2	Florida State	11/3/73
149	31	1	Cincinnati	9/25/71
135	24	1	South Carolina	9/21/73
125	34	2	Rice	9/9/72
119	19	1	Virginia Tech	10/12/73

CHARLES SIMS (7)

210	21	1	North Texas	10/6/12
207	10	2	at Tulane	11/10/11
158	24	3	at Rice	9/29/12
128	26	2	UAB	10/13/12
119	19	3	UTEP	10/27/12
111	12	2	at UTEP	9/29/11
105	15	2	SMU	10/24/09

REGGIE CHERRY (6)

170	26	6	Florida State	11/23/74
116	17	1	Cincinnati	10/25/74
112	21	0	Colorado State	11/10/73
104	8	1	Miami (Fla.)	10/19/73
103	9	0	San Diego State	10/6/73
102	23	1	South Carolina	9/21/73

SLOAN HOOD (6)

226	22	2	TCU	11/2/85
125	17	0	Oklahoma State	9/12/87
115	22	0	Washington	9/22/84
111	18	2	Oklahoma State	9/20/86
107	23	3	Texas	11/9/85
100	20	1	Texas Tech	11/23/85

MARSHALL JOHNSON (6)

144	20	0	Tulsa	11/30/74
126	22	0	San Diego State	10/6/73
120	18	1	Tulsa	12/1/73
120	7	1	Florida State	11/4/72
102	16	0	Cincinnati	10/25/74
102	16	0	South Carolina	10/5/74

EMMETT KING (6)

161	24	0	SMU	10/21/78
147	11	1	Rice	12/2/78
142	26	1	Florida State	9/30/78
141	10	1	Utah	9/23/78
123	19	0	Arkansas	10/28/78
114	21	0	Baylor	10/7/78

WARREN McVEA (6)

158	12	1	Tulsa	11/5/66
155	14	1	Michigan State	9/23/67
148	14	3	Kentucky	11/12/66
109	16	0	Memphis	11/11/67
103	15	1	Florida State	9/15/67
103	10	1	Utah	12/3/66

TOMMY MOZISEK (6)

195	24	0	Virginia Tech	11/13/71
130	21	1	Alabama	10/24/70
122	22	2	Miami (Fla.)	11/20/71
114	18	2	Tulsa	10/31/70
111	17	1	Miami (Fla.)	12/5/70
105	18			

100-YARD RUSHERS

LAMAR SMITH (6)

161	19	2	Texas Tech	11/21/92
159	19	0	Texas	10/24/92
119	20	1	Michigan	9/25/93
118	24	0	Baylor	10/2/93
110	15	2	TCU	10/31/92
101	11	1	Rice	11/28/92

RYAN GILBERT (5)

144	23	1	Southern Miss	11/13/05
134	21	2	Tulsa	10/1/05
133	20	0	SMU	11/19/05
130	17	2	Tulane	10/8/05
127	17	2	Sam Houston State	9/10/05

TED HEISKELL (5)

207	22	3	Idaho	11/16/68
136	20	2	NC State	11/15/69
118	16	0	Tulsa	11/8/69
109	23	0	Oklahoma State	9/27/69
105	18	0	Arizona	10/11/69

JOHN HOUSMAN (5)

159	29	1	Florida State	11/23/74
155	26	1	South Carolina	10/5/74
141	31	1	Cincinnati	10/25/74
117	15	2	Virginia Tech	9/28/74
103	18	0	Memphis	11/16/74

RYAN JACKSON (5)

147	13	0	UNLV	9/20/14
129	16	2	Tulane	11/24/12
120	10	2	Southern	8/30/13
109	22	1	Temple	9/7/13
103	13	0	Tulsa	11/22/14

DONALD JORDAN (5)

209	31	1	Lamar	9/17/83
159	18	0	TCU	10/29/83
138	14	3	Rice	9/1/83
127	27	0	Oregon	9/24/83
111	26	1	Texas Tech	11/19/83

GREG WARD JR. (5)

182	20	3	Tulsa	10/3/15
148	17	2	Temple	12/5/15
142	25	0	Tulsa	10/15/16
119	16	0	Cincinnati	11/7/15
101	14	2	Tennessee Tech	9/5/15

JACKIE BATTLE (4)

137	22	0	Memphis	11/18/06
136	15	1	SMU	11/11/06
125	19	3	at Hawai'i	12/25/03
108	23	0	Oklahoma State	9/23/06

MAX CLARK (4)

198	18	3	William & Mary	11/18/50
131	12	0	Louisiana-Lafayette	10/8/49
127	17	0	Hardin-Simmons	10/20/50
117	16	2	Midwestern	11/24/50

MIKE GREEN (4)

162	19	2	Army	11/20/99
130	24	1	North Carolina	10/16/99
129	8	1	Louisiana-Lafayette	9/18/99
118	19	1	Tulane	11/6/99

RANDY LOVE (4)

126	19	1	Texas Tech	11/25/78
121	23	0	SMU	10/21/78
120	31	2	Arkansas	10/28/78
118	12	1	TCU	11/4/78

DONNIE MCGRAW (4)

178	20	1	Rice	9/14/74
129	17	1	Tulsa	12/1/73
114	14	1	Wyoming	11/24/73
101	24	1	Arizona State	9/7/74

KIMBLE ANDERS (3)

142	16	0	Temple	11/14/87
111	21	1	Texas A&M	10/10/87
106	16	1	Sam Houston State	9/26/87

MICHAEL HAYES (3)

123	20	1	Memphis	10/30/10
110	20	0	UCF	11/5/10
104	10	1	at UTEP	9/29/11

JOHN NEWHOUSE (3)

122	13	3	Rice	12/1/79
104	16	0	Baylor	10/5/79
104	6	2	TCU	11/4/78

DALLAS WIGGINS (3)

127	25	1	Texas A&M	10/9/82
124	18	2	Baylor	10/2/82
100	18	0	TCU	10/30/82

LIONEL WILSON (3)

158	31	0	TCU	10/30/82
140	18	2	Utah State	9/26/81
125	23	1	SMU	10/17/81

AUBREY BAKER (2)

132	14	1	Tulsa	12/2/50
107	10	1	Midwestern	11/24/50

FRANK BREWER (2)

122	21	0	Florida State	11/3/62
118	16	1	Tulsa	11/10/62

BRENT CHINN (2)

143	18	2	TCU	11/1/80
136	25	1	Arkansas	10/25/80

VAUGHN INNIS (2)

129	29	0	Minnesota	9/27/97
108	21	0	Pittsburgh	9/13/97

GERALD LANDRY (2)

133	29	2	TCU	10/29/83
104	28	3	Rice	11/30/85

DWYANE LOVE (2)

192	22	1	Lamar	9/25/82
116	21	1	Lamar	9/17/83

OSTELL MILES (2)

179	19	0	Arkansas	10/12/91
107	13	0	Illinois	9/21/91

D.C. NOBLES (2)

126	13	2	Wyoming	11/24/73
100	13	1	Virginia Tech	10/12/73

MICHAEL SIMMONS (2)

165	2	23	Louisville	9/28/85
129	20	1	Tulsa	9/7/85

DYRAL THOMAS (2)

146	0	22	Utah	9/24/77
110	13	2	Rice	11/27/76

EDDIE WRIGHT (2)

104	13	0	TCU	11/1/80
100	21	1	New Mexico	9/5/81

DAVID BARRETT (1)

104	25	1	Baylor	10/3/81
-----	----	---	--------	---------

CARLOS BELL (1)

125	22	2	Cincinnati	10/4/68
-----	----	---	------------	---------

KEN BOLIN (1)

118	10	0	Oregon State	10/1/60
-----	----	---	--------------	---------

BOBBY BREZINA (1)

130	15	3	Cincinnati	12/1/62
-----	----	---	------------	---------

DON BROWN (1)

117	20	1	Wichita State	11/16/57
-----	----	---	---------------	----------

MULBAH CAR (1)

111	20	1	Lamar	9/10/16
-----	----	---	-------	---------

DON CARAWAY (1)

118	10	2	Detroit	12/1/56
-----	----	---	---------	---------

DANNY DAVIS (1)

101	19	0	SMU	10/16/76
-----	----	---	-----	----------

DONALD DOUGLAS (1)

103	16	2	SMU	10/19/91
-----	----	---	-----	----------

TERRY ELSTON (1)

102	10	1	Texas Tech	11/23/79
-----	----	---	------------	----------

DON FLYNN (1)

110	9	0	Villanova	11/17/56
-----	---	---	-----------	----------

TERRANCE GANAWAY (1)

122	10	2	Texas Southern	11/24/07
-----	----	---	----------------	----------

DONN HARGROVE (1)

199	10	1	Detroit	10/9/53
-----	----	---	---------	---------

QUINCE HARRIS (1)

101	15	0	Texas A&M	10/8/83
-----	----	---	-----------	---------

KEVRIN JUSTICE (1)

111	27	2	Lamar	9/10/16
-----	----	---	-------	---------

KEVIN KOLB (1)

144	14	1	TCU	10/25/03
-----	----	---	-----	----------

BUBBA MCGALLION (1)

111	25	9	Miami (Fla.)	10/17/75
-----	----	---	--------------	----------

GARY MULLINS (1)

109	12	1	Florida State	11/29/69
-----	----	---	---------------	----------

ALAN NEVEUX (1)

103	12	2	Louisiana Tech	10/9/48
-----	----	---	----------------	---------

JACK PATTERSON (1)

106	16	2	Baylor	11/14/53
-----	----	---	--------	----------

LEIF PENN (1)

144	24	2	Tulane	11/4/00
-----	----	---	--------	---------

KYLE POSTMA (1)

106	7	2	Lamar	9/10/16
-----	---	---	-------	---------

WARREN RAMSEY (1)

152	12	0	Detroit	9/28/51
-----	----	---	---------	---------

BOBBY ROGERS (1)

116	11	2	Louisville	10/14/50
-----	----	---	------------	----------

TIANDRE SANDERS (1)

160	18	0	Texas Tech	11/30/91
-----	----	---	------------	----------

BILLY SMITH (1)

111	5	1	Louisville	11/24/62
-----	---	---	------------	----------

KEN STEGALL (1)

130	12	0	Baylor	11/14/53
-----	----	---	--------	----------

JERMAINE WILLIAMS (1)

215	25	3	SMU	10/15/94
-----	----	---	-----	----------



PASSING RECORDS

2017 SEASON

COACHING STAFF

THE COUGARS

SEASON REVIEW

HISTORY & RECORDS

PASSING YARDS - GAME

Rk.	Yds.	Player	C-A	Opponent	Date
Tokyo Dome (Tokyo)					
1.	716	David Klingler	41-70	vs. Arizona State	12/1/90
2.	613	Jimmy Klingler	46-71	Rice	11/28/92
3.	580	David Piland	53-77	Louisiana Tech	9/8/12
4.	572	David Klingler	41-58	Eastern Washington	11/17/90
5.	563	David Klingler	36-53	TCU	11/3/90
6.	559	Case Keenum	44-54	Southern Miss	10/31/09
7.	536	Case Keenum	51-76	at UTEP	10/3/09
8.	534	Case Keenum	24-37	Rice	10/27/11
9.	533	David Klingler	41-70	Texas Tech	11/30/91

TicketCity Bowl (Fort Worth, Texas)

10.	532	Case Keenum	45-69	vs. Penn State	1/1/12
-----	-----	-------------	-------	----------------	--------

Conference USA Championship (Greenville, N.C.)

11.	527	Case Keenum	56-75	at East Carolina	12/5/09
12.	522	Case Keenum	40-60	at Tulsa	11/7/09
13.	517	André Ware	25-41	SMU	10/21/89
14.	514	André Ware	33-53	Baylor	10/7/89
15.	510	David Klingler	36-57	Louisiana Tech	8/31/91
16.	503	André Ware	41-69	at Arizona State	9/23/89
17.	494	Case Keenum	30-54	at Rice	11/29/08
18.	488	Jimmy Klingler	28-57	Texas A&M	11/12/92
19.	487	Greg Ward Jr.	47-67	at Memphis	11/25/16
20.	480	Case Keenum	41-51	UTEP	11/22/08
21.	477	André Ware	42-63	at TCU	11/4/89
22.	475	André Ware	37-63	Texas Tech	11/25/89
t23.	471	Case Keenum	30-46	at UTEP	9/29/11
		André Ware	39-53	Rice	9/24/88
25.	467	David Piland	28-47	at Southern Miss	11/20/10
26.	464	Jimmy Klingler	24-49	at Texas	10/24/92
27.	461	David Klingler	48-76	at SMU	10/20/90
28.	460	David Klingler	35-57	Baylor	11/5/91
29.	458	Case Keenum	26-41	at North Texas	9/10/11
t30.	457	Case Keenum	33-46	at Tulsa	11/25/11
		David Klingler	34-51	Arkansas	10/27/90
32.	454	David Klingler	34-56	Rice	9/29/90
33.	450	David Dacus	34-58	at Rice	11/28/87
34.	441	David Piland	32-61	at Texas Tech	11/27/10
t35.	435	Case Keenum	38-58	Texas Tech	9/26/09
		David Klingler	29-54	at Texas Tech	9/13/90
t37.	434	Case Keenum	39-52	at Mississippi St.	10/10/09
		Kevin Kolb	17-36	TCU	10/25/03
39.	429	David Klingler	30-63	at TCU	11/23/91
40.	426	David Klingler	30-54	UNLV	9/8/90
41.	415	Case Keenum	29-34	Georgia State	9/24/11
42.	413	André Ware	30-45	Temple	9/30/89
43.	412	Jimmy Klingler	33-57	at Texas Tech	11/21/92
44.	411	André Ware	29-47	Texas	11/11/89
45.	407	Case Keenum	39-44	at UAB	11/5/11
t46.	405	Case Keenum	29-39	Memphis	11/21/09
		David Klingler	35-68	at Baylor	10/6/90
t48.	404	Case Keenum	28-36	at SMU	10/18/08
		André Ware	31-62	Baylor	10/3/87
50.	402	Case Keenum	24-37	Tulsa	11/15/08
t51.	401	Chuck Clements	35-48	at TCU	10/7/95
		Case Keenum	37-45	at East Carolina	9/27/08
53.	400	André Ware	36-51	at Rice	12/2/89

PASSING YARDS - SEASON

Rk.	Yds.	Player	Year
1.	5,671	Case Keenum	2009
2.	5,631	Case Keenum	2011
3.	5,140	David Klingler	1990
4.	5,020	Case Keenum	2008
5.	4,699	André Ware	1989
6.	3,818	Jimmy Klingler	1992
7.	3,809	Kevin Kolb	2006
8.	3,557	Greg Ward Jr.	2016
9.	3,388	David Klingler	1991
10.	3,258	Kevin Kolb	2005
11.	3,131	Kevin Kolb	2003
12.	3,117	John O'Korn	2013

13.	2,929	David Piland	2012
14.	2,828	Greg Ward Jr.	2015
15.	2,766	Kevin Kolb	2004
16.	2,696	Jason McKinley	2000
t17.	2,641	Chuck Clements	1995
		David Piland	2010
19.	2,507	André Ware	1988
20.	2,437	Jason McKinley	1998
21.	2,417	Chuck Clements	1996
22.	2,259	Case Keenum	2007
23.	2,054	Nick Eddy	2002
24.	2,010	Greg Ward Jr.	2014

PASSING YARDS - CAREER

Rk.	Yds.	Player	Years
1.	19,217	Case Keenum	2007-11
2.	12,964	Kevin Kolb	2003-06
3.	9,430	David Klingler	1988-91
4.	8,705	Greg Ward Jr.	2013-16
5.	8,694	Jason McKinley	1997-00
6.	8,202	André Ware	1987-89
7.	7,112	Chuck Clements	1993-96
8.	5,790	David Piland	2010-14
9.	5,243	Jimmy Klingler	1991-93
10.	4,512	Gerald Landry	1983-86
11.	4,095	Gary Mullins	1969-71
12.	4,068	John O'Korn	2013-14
13.	3,446	David Dacus	1987-88
14.	3,248	Bo Burris	1964-66
15.	3,077	Nick Eddy	2001-02
16.	3,049	Lionel Wilson	1980-83
17.	2,706	D.C. Nobles	1971-73
18.	2,702	Danny Davis	1976-78
19.	2,042	Ken Bailey	1967-69
20.	2,001	Bobby Clatterbuck	1951-53

TOUCHDOWN PASSES - GAME

Rk.	Att.	Player	Opponent	Date
1.	11	David Klingler	Eastern Washington	11/17/90
t2.	9	Case Keenum	Rice	10/27/11
		David Klingler	Louisiana Tech	8/31/91
t4.	7	Jimmy Klingler	Rice	11/28/92
		David Klingler	at TCU	11/3/90
		David Klingler	Arkansas	10/27/90
		David Klingler	vs. Arizona State	12/1/90
		André Ware	Temple	9/30/90
t8.	6	Case Keenum	Marshall	10/22/11
		Case Keenum	Tulsa	11/15/08
		André Ware	at TCU	11/4/89
		André Ware	SMU	10/21/89
		André Ware	Baylor	10/7/89
t14.	5	John O'Korn	at Rutgers	10/26/13
		Crawford Jones	at Marshall	11/17/12
		Case Keenum	at Tulsa	11/25/11
		Case Keenum	at North Texas	9/10/11
		David Piland	at Memphis	10/30/10
		Case Keenum	Texas State	9/4/10
		Case Keenum	at East Carolina	12/5/09
		Case Keenum	Memphis	11/21/09
		Case Keenum	Southern Miss	10/31/09
		Case Keenum	at UTEP	10/3/09
		Case Keenum	at Rice	11/29/08
		Case Keenum	Southern	8/30/08
		Kevin Kolb	at UTEP	9/16/05
		Jason McKinley	at Cincinnati	11/14/98
		André Ware	at UNLV	9/2/89
		André Ware	Rice	11/26/88
		André Ware	at Texas	11/5/88
		Ken Bailey	at Florida	9/20/69
		Bo Burris	Oklahoma State	10/1/66
t33.	4	Greg Ward Jr.	at Memphis	11/25/16
		Greg Ward Jr.	Texas State	9/26/15
		John O'Korn	at UTSA	9/28/13

David Piland	at East Carolina	11/3/12
David Piland	Louisiana Tech	9/8/12
David Piland	at East Carolina	11/3/12
David Piland	Louisiana Tech	9/8/12
David Piland	at Southern Miss	11/20/10
David Piland	UCF	11/5/10
Case Keenum	at Mississippi State	10/10/09
Case Keenum	Northwestern State	9/5/09
Case Keenum	Tulane	11/8/08
Case Keenum	vs Air Force	9/13/08
Case Keenum	at Oklahoma State	9/6/08
Kevin Kolb	Oklahoma State	9/23/06
Kevin Kolb	TCU	10/25/03
Kevin Kolb	Mississippi State	9/20/03
Jason McKinley	at Memphis	10/21/00
Jason McKinley	Army	10/10/98
Chuck Clements	Memphis	10/12/96
Chuck Clements	at Pittsburgh	9/14/96
Danny Davis	TCU	10/30/76
D.C. Nobles	San Diego State	10/14/72
Gary Mullins	Wyoming	11/22/69
Bo Burris	Tampa	10/29/66
Dick Woodall	Wake Forest	9/9/67

TOUCHDOWN PASSES - SEASON

Rk.	TDs	Player	Year
1.	54	David Klingler	1990
2.	48	Case Keenum	2011
3.	46	André Ware	1989
t4.	44	Case Keenum	2009
		Case Keenum	2008
6.	32	Jimmy Klingler	1992
7.	30	Kevin Kolb	2006
8.	29	David Klingler	1991
9.	28	John O'Korn	2013
t10.	25	André Ware	1988
		Kevin Kolb	2003
12.	24	David Piland	2010
t13.	22	Greg Ward Jr.	2016
		Bo Burris	1966
15.	21	Chuck Clements	1996

TOUCHDOWN PASSES - CAREER

Rk.	TDs	Player	Years
1.	155	Case Keenum	2007-11
2.	91	David Klingler	1988-91
3.	85	Kevin Kolb	2003-06
4.	75	André Ware	1987-89
5.	52	Greg Ward Jr.	2013-16
6.	46	Jason McKinley	1997-00
7.	43	Chuck Clements	1993-95
8.	41	David Piland	2010-13
9.	39	Jimmy Klingler	1991-93
10.	37	Gary Mullins	1969-71
11.	35	Bo Burris	1964-66
12.	34	John O'Korn	2013-14
13.	28	Gerald Landry	1983-86
14.	24	D.C. Nobles	1971-73
t15.	22	Nick Eddy	2001-02
		Delrick Brown	1975-79
17.	21	David Dacus	1987-88
18.	19	Danny Davis	1976-78
19.	18	Ken Bailey	1967-69
t20.	15	Lionel Wilson	1980-83
		Dick Woodall	1965-67



PASSING RECORDS

PASS COMPLETIONS - GAME

Rk. No.	Player	Opponent	Date
1. 56	Case Keenum	at East Carolina	12/5/09
2. 53	David Piland	vs. Louisiana Tech	9/8/12
3. 51	Case Keenum	at UTEP	10/3/09
4. 48	David Klingler	at SMU	10/20/90
5. 47	Greg Ward Jr.	at Memphis	11/25/16
6. 46	Jimmy Klingler	Rice	11/28/92

TicketCity Bowl (Fort Worth, Texas)

7. 45	Case Keenum	vs. Penn State	1/1/12
8. 44	Case Keenum	Southern Miss	10/31/09
t9. 42	Jimmy Klingler	TCU	10/31/92
	André Ware	at TCU	11/4/89

t11. 41	Case Keenum	Southern Miss	12/3/11
	Case Keenum	UTEP	11/22/08
	David Klingler	at TCU	11/23/91
	David Klingler	vs. Arizona State	12/1/90
	David Klingler	Eastern Washington	11/17/90
	André Ware	at Arizona State	9/23/89

17. 40	Case Keenum	at Tulsa	11/7/09
t18. 39	Case Keenum	at UAB	11/5/11
	Case Keenum	at Mississippi State	10/10/09
	André Ware	Rice	11/26/88

t21. 38	Case Keenum	Texas Tech	9/26/09
	Case Keenum	at Colorado State	9/20/08

t23. 37	Case Keenum	at East Carolina	9/27/08
	André Ware	Texas Tech	11/25/89

t25. 36	David Klingler	TCU	11/3/90
	David Dacus	at Temple	11/14/87

27. 35	Case Keenum	at Oklahoma State	9/6/08
28. 34	Case Keenum	vs Air Force	9/13/08

t29. 33	Case Keenum	at Tulsa	11/25/11
	Case Keenum	at UCF	11/14/09

	Case Keenum	at Tulane	10/17/09
	Case Keenum	Southern	8/30/08
	Jason McKinley	at Memphis	10/21/00

t34. 32	Greg Ward Jr.	at Navy	10/8/16
	Greg Ward Jr.	UConn	9/29/16

	David Piland	UAB	10/13/12
	David Piland	at Texas Tech	11/27/10

	Case Keenum	at Oklahoma State	9/12/09
	Kevin Kolb	at UTEP	9/16/05

	Kelly Robertson	UAB	11/17/01
	Jason McKinley	at Rice	9/2/00

t42. 31	Crawford Jones	at Marshall	11/17/12
	David Piland	North Texas	10/6/12

	Jason McKinley	Army	9/16/10
t45. 30	Greg Ward Jr.	Tulane	11/8/14

	John O'Korn	at BYU	9/11/14
	Case Keenum	SMU	11/19/11

	Case Keenum	East Carolina	10/8/11
	Case Keenum	at UTEP	9/29/11

	Case Keenum	UCLA	9/3/11
	David Piland	Mississippi State	10/9/10

	Case Keenum	at Rice	11/29/08
	Jason McKinley	at Cincinnati	10/7/00

PASS COMPLETIONS - SEASON

Rk.	No.	Player	Year
1.	492	Case Keenum	2009
2.	428	Case Keenum	2011
3.	397	Case Keenum	2008
4.	374	David Klingler	1990
5.	365	André Ware	1989
6.	319	Greg Ward Jr.	2016
7.	303	Jimmy Klingler	1992
8.	292	Kevin Kolb	2006
9.	278	David Klingler	1991
10.	259	John O'Korn	2013
11.	256	David Piland	2012
12.	254	Kevin Kolb	2005
13.	251	Jason McKinley	2000
14.	245	Chuck Clements	1995
15.	232	Greg Ward Jr.	2015
16.	223	Chuck Clements	1996
17.	220	Kevin Kolb	2003
18.	218	Jason McKinley	1998
19.	213	Jolly Hartsell	1950
20.	212	André Ware	1988
21.	201	David Piland	2010

PASS COMPLETIONS - CAREER

Rk.	No.	Player	Years
1.	1,546	Case Keenum	2007-11
2.	964	Kevin Kolb	2003-06
3.	783	Jason McKinley	1997-00
4.	747	Greg Ward Jr.	2013-16
5.	726	David Klingler	1988-91
6.	683	Chuck Clements	1993-96
7.	660	André Ware	1987-89
8.	478	David Piland	2010-13
9.	428	Jimmy Klingler	1991-93
10.	349	John O'Korn	2013-14
11.	326	Gerald Landry	1983-86
12.	291	David Dacus	1987-88
t13.	233	Jolly Hartsell	1948-50
		Nick Eddy	2001-02
15.	205	Lionel Wilson	1980-83
16.	203	Bo Burris	1964-66

PASS ATTEMPTS - GAME

Rk.	Att.	Player	Opponent	Date
1.	77	David Piland	vs. Louisiana Tech	9/8/12
t2.	76	Case Keenum	at UTEP	10/3/09
		David Klingler	at SMU	10/20/90
4.	75	Case Keenum	at East Carolina	12/5/09
5.	71	Jimmy Klingler	Rice	11/28/92
t6.	70	David Klingler	Texas Tech	11/30/91
		David Klingler	vs. Arizona State	12/1/90

TicketCity Bowl (Fort Worth, Texas)

t8.	69	Case Keenum	vs. Penn State	1/1/12
		André Ware	at Arizona State	9/23/89

10.	68	David Klingler	at Baylor	10/6/90
t11.	67	Greg Ward Jr.	at Memphis	11/25/16

		Case Keenum	Southern Miss	12/3/11
13.	66	Chuck Clements	Cincinnati	11/13/93

14.	65	Jimmy Klingler	TCU	10/31/92
t15.	63	André Ware	at TCU	11/23/91

		André Ware	Texas Tech	11/25/89
17.	62	André Ware	Baylor	10/3/87

t18.	61	David Piland	at Texas Tech	11/27/10
		Case Keenum	at Oklahoma State	9/6/08

		André Ware	at Texas Tech	11/19/88
t21.	60	David Piland	at UCLA	9/15/12

		Case Keenum	at Tulsa	11/7/09
t23.	58	Kelly Robertson	UAB	11/17/01

		Case Keenum	Texas Tech	9/26/09
		David Klingler	Eastern Washington	11/17/90

		David Dacus	at Rice	11/28/87
t27.	57	David Piland	Mississippi State	10/9/10

		Case Keenum	vs Air Force	9/13/08
t29.	56	Nick Eddy	at Southern Miss	10/21/01

		Case Keenum	at UCF	11/14/09
		David Klingler	UNLV	9/29/90

32.	55	Case Keenum	at Colorado State	9/20/08
t33.	54	Case Keenum	at Rice	11/29/08

		Case Keenum	Southern Miss	10/31/09
35.	53	Jason McKinley	at LSU	9/9/00

t36.	52	John O'Korn	at BYU	9/11/14
		Case Keenum	at Mississippi State	10/10/09

t38.	51	Case Keenum	UTEP	11/22/08
		David Piland	at East Carolina	11/3/12

t40.	50	Greg Ward Jr.	at Navy	10/8/16
		Kevin Kolb	at UTEP	9/16/05

		Jason McKinley	Army	10/10/98
		Jason McKinley	at Memphis	10/21/00

PASS ATTEMPTS - SEASON

Rk.	Att.	Player	Year
1.	700	Case Keenum	2009
2.	643	David Klingler	1990
3.	603	Case Keenum	2011
4.	589	Case Keenum	2008
5.	578	André Ware	1989
6.	504	Jimmy Klingler	1992
7.	498	David Klingler	1991
8.	469	Greg Ward Jr.	2016
9.	448	David Piland	2012
10.	446	John O'Korn	2013
11.	437	Chuck Clements	1995
12.	432	Kevin Kolb	2006
13.	428	Jason McKinley	2000
14.	420	Kevin Kolb	2005
15.	386	Jason McKinley	1998
16.	360	Kevin Kolb	2003
17.	356	André Ware	1988
18.	354	Chuck Clements	1996
19.	353	Kevin Kolb	2004
t20.	345	Greg Ward Jr.	2015
		David Piland	2010
22.	314	Jason McKinley	1997

PASS ATTEMPTS - CAREER

Rk.	Att.	Player	Years
1.	2,229	Case Keenum	2007-11
2.	1,565	Kevin Kolb	2003-06
3.	1,385	Jason McKinley	1997-00
4.	1,262	David Klingler	1988-91
5.	1,192	Chuck Clements	1993-96
6.	1,106	Greg Ward Jr.	2013-16
7.	1,074	André Ware	1987-89
8.	833	David Piland	2010-13
9.	754	Jimmy Klingler	1991-93
10.	708	Gerald Landry	1983-86
11.	619	John O'Korn	2013-14
12.	509	Gary Mullins	1969-71
13.	503	David Dacus	1987-88
14.	447	Nick Eddy	2001-02
15.	440	Bo Burris	1964-66
16.	426	Lionel Wilson	1980-83
17.	393	D.C. Nobles	1971-73
18.	352	Danny Davis	1976-78
19.	348	Gary Mullins	1970-71
20.	310	Don Sessions	1959-61
21.	299	Bobby Clatterbuck	1951-53
22.	267	Kelly Robertson	2001

2017 SEASON

COACHING STAFF

THE COUGARS

SEASON REVIEW

HISTORY & RECORDS



PASSING RECORDS

2017 SEASON

COACHING STAFF

THE COUGARS

SEASON REVIEW

HISTORY & RECORDS

PASSING EFFICIENCY - GAME

Minimum 15 attempts

Rk.	Eff.	Player	C-A	Yds.	TD	INT
1.	273.73	Gary Mullins vs. Wyoming (11/22/69)	8-16	269	4	0
2.	269.23	Case Keenum vs. Marshall (10/22/11)	24-28	376	6	0
3.	265.34	David Piland at Memphis (10/30/10)	20-23	292	5	0
4.	261.65	Bo Burris vs. Tampa (10/29/66)	8-16	246	4	0
5.	260.96	Case Keenum vs. Rice (10/27/11)	24-37	534	9	1
6.	256.45	David Dacus vs. Tulsa (10/15/88)	20-25	368	4	0
7.	253.41	Greg Ward Jr. vs. Rice (10/13/07)	17-21	274	4	0
8.	253.40	Blake Joseph vs. Rice (10/13/07)	11-18	318	3	1
9.	250.26	Dick Woodall vs. Wake Forest (9/29/67)	11-17	266	4	2
10.	238.71	Case Keenum vs. Texas State (9/4/10)	17-22	274	5	2
11.	236.92	John O'Korn at Rutgers (10/26/13)	24-30	364	5	0
12.	236.47	Chuck Clements vs. Memphis (10/12/96)	18-24	328	4	1
13.	221.19	Case Keenum vs. Northwestern State (9/5/09)	23-30	359	4	0
14.	216.04	Kevin Kolb vs. Oklahoma State (9/23/06)	21-28	313	4	0
15.	211.39	D.C. Nobles vs. New Mexico (11/18/72)	15-19	221	2	0
16.	213.31	Gerald Landry vs. Texas Tech (11/19/83)	17-26	340	3	0
17.	210.31	André Ware vs. SMU (10/21/89)	25-41	517	6	1
18.	209.64	Case Keenum vs. Tulsa (11/15/08)	24-37	402	6	0
Tangerine Bowl (Orlando, Fla.)						
19.	209.51	Billy Roland vs. Miami (Ohio) (12/22/62)	11-17	199	3	1
20.	209.22	David Klingler vs. Eastern Washington (11/17/90)	41-58	572	11	2
21.	207.66	Bo Burris vs. Mississippi (11/6/65)	9-19	284	2	0
22.	207.46	Kevin Kolb vs. Mississippi State (9/20/03)	20-29	321	4	0
23.	207.24	Case Keenum vs. Georgia State (9/24/11)	29-34	415	2	0
24.	207.02	David Husmann vs. Tulsa (11/29/75)	12-20	256	3	1
25.	204.14	Case Keeum at Tulane (11/10/11)	22-29	325	3	0
26.	203.90	Case Keenum vs. Memphis (11/21/09)	29-39	405	5	0
27.	202.29	Greg Ward Jr. vs. SMU (10/8/15)	16-18	243	0	0
28.	201.20	Kevin Kolb vs. Rice (8/30/03)	17-22	246	2	0
29.	201.02	Nick Eddy vs. Army (10/19/02)	18-24	266	3	1

PASSING EFFICIENCY - SEASON

Minimum 100 attempts

Rk.	Eff.	Player	C-A	Yds.	TD	INT	Year
1.	174.0	Case Keenum	428-603	5,631	48	5	2011
2.	162.7	Kevin Kolb	292-432	3,809	30	4	2006
3.	159.9	Case Keenum	397-589	5,020	44	11	2008
4.	154.8	Case Keenum	492-700	5,671	44	15	2009
5.	154.6	Greg Ward Jr.	177-264	2,010	12	7	2014
6.	153.8	Kevin Kolb	220-360	3,131	25	6	2003
7.	152.5	André Ware	365-578	4,699	46	15	1989
8.	150.3	Blake Joseph	100-155	1,324	9	4	2007
9.	148.9	Greg Ward Jr.	232-345	2,828	17	6	2015
10.	147.6	Case Keenum	187-273	2,259	14	10	2007
11.	146.8	David Klingler	374-654	5,140	54	20	1990
12.	144.8	David Klingler	68-114	865	8	1	1989
13.	142.0	Dick Woodall	65-132	1,224	12	10	1967
14.	141.7	Greg Ward Jr.	319-469	3,557	22	13	2016
15.	141.1	Gary Mullins	83-166	1,433	13	6	1969
16.	140.2	Gary Mullins	94-189	1,616	14	9	1971
17.	138.9	Crawford Jones	76-131	972	11	6	2012
18.	137.6	Jimmy Klingler	303-504	3,818	32	18	1992
19.	137.4	David Piland	201-345	2,641	24	14	2010
20.	137.4	André Ware	212-356	2,507	25	8	1988
21.	135.9	John O'Korn	90-173	951	6	8	2014
22.	134.9	David Dacus	123-212	1,597	13	7	1988
23.	133.4	Kevin Kolb	254-420	3,258	19	15	2005
24.	133.0	John O'Korn	259-446	3,117	28	10	2013

PASSING EFFICIENCY - CAREER

Minimum 200 attempts

Rk.	Eff.	Player	C-A	Yds.	TD	INT	Years
1.	160.6	Case Keenum	1,546-2,229	19,217	155	46	2007-11
2.	145.2	Kevin Kolb	964-1,565	12,964	85	31	2003-06
3.	144.5	Greg Ward Jr.	747-1,106	8,705	89	26	2013-16
4.	144.2	Delrick Brown	84-208	1,921	22	9	1975-79
5.	143.4	André Ware	660-1,074	8,202	75	28	1987-89
6.	138.1	David Klingler	726-1,262	9,430	91	38	1988-91
7.	133.0	John O'Korn	259-446	3,117	28	10	2013-
8.	132.3	Dick Woodall	106-219	1,836	15	10	1965-67
9.	130.7	Gary Mullins	245-509	4,095	37	24	1969-71
10.	129.5	Delrick Brown	140-275	1,921	22	9	1977-79
11.	125.8	David Piland	478-833	5,790	41	26	2010-13
12.	124.6	Jimmy Klingler	428-754	5,243	39	29	1991-93
13.	123.9	John O'Korn	349-619	4,068	34	18	2013-14
14.	123.9	Danny Davis	174-352	2,702	22	17	1976-78
15.	122.4	David Dacus	291-503	3,446	21	17	1987-88
16.	116.3	Ken Bailey	120-264	2,042	18	22	1967-69
17.	116.0	Kelly Robertson	149-267	1,704	9	6	2001
18.	115.6	D.C. Nobles	180-393	2,706	24	16	1971-73
19.	114.6	Nick Eddy	233-447	3,077	22	26	2001-02
20.	113.4	Jason McKinley	783-1,385	8,694	46	47	1996-00
21.	113.0	Billy Roland	114-222	1,396	12	10	1960-62
22.	112.8	Chuck Clements	683-1,192	7,112	43	39	1993-96
23.	109.2	Jack Skog	137-259	1,631	13	17	1962-64
24.	105.8	Lionel Wilson	205-326	3,049	15	30	1980-83
25.	102.2	Gerald Landry	326-708	4,512	28	37	1983-86

700-YARD PASSING GAMES - SEASON

Rk.	No.	Player	Years
1.	1	David Klingler	1990

700-YARD PASSING GAMES - CAREER

Rk.	No.	Player	Years
1.	1	David Klingler	1989-91

600-YARD PASSING GAMES - SEASON

Rk.	No.	Player	Years
t1.	1	Jimmy Klingler	1992
		David Klingler	1990

600-YARD PASSING GAMES - CAREER

Rk.	No.	Player	Years
1.	2	David Klingler	1989-91
2.	1	Jimmy Klingler	1991-93

500-YARD PASSING GAMES - CONSECUTIVE

Rk.	No.	Player	Dates
1.	3	David Klingler	Nov. 17, 1990 - Sept. 12, 1991

500-YARD PASSING GAMES - SEASON

Rk.	No.	Player	Years
1.	4	Case Keenum	2009
t2.	3	David Klingler	1990
		André Ware	1989
t4.	2	Case Keenum	2011
		David Klingler	1991
t6.	1	David Piland	2012
		Jimmy Klingler	1992

500-YARD PASSING GAMES - CAREER

Rk.	No.	Player	Years
1.	6	Case Keenum	2007-11
2.	5	David Klingler	1989-91
3.	3	André Ware	1987-89
t4.	1	David Piland	2010-13
		Jimmy Klingler	1991-93

400-YARD PASSING GAMES - CONSECUTIVE

Rk.	No.	Player	Dates
t1.	4	Case Keenum	Sept. 26 - Nov. 7, 2009
		David Klingler	Sept. 8 - Oct. 3, 1990
		André Ware	Nov. 4 - Dec. 3, 1989

400-YARD PASSING GAMES - SEASON

Rk.	No.	Player	Years
1.	9	David Klingler	1990
2.	8	André Ware	1989
t3.	7	Case Keenum	2011
		Case Keenum	2009
5.	5	Case Keenum	2008
6.	4	Jimmy Klingler	1992
7.	4	David Klingler	1991
8.	2	David Piland	2010
t9.	1	Greg Ward Jr.	2016
		David Piland	2012
		Kevin Kolb	2003
		Chuck Clements	1995
		André Ware	1988
		André Ware	1987
		David Dacus	1987

400-YARD PASSING GAMES - CAREER

Rk.	No.	Player	Years
1.	19	Case Keenum	2007-11
2.	13	David Klingler	1989-91
3.	10	André Ware	1987-89
4.	4	Jimmy Klingler	1991-93
5.	3	David Piland	2010-13
t6.	1	Greg Ward Jr.	2013-16
		Kevin Kolb	2003-06
		Chuck Clements	1993-96
		David Dacus	1987-88



PASSING RECORDS

300-YARD PASSING GAMES • CONSECUTIVE

Rk.	No.	Player	Dates
1.	14	Case Keenum	Sept. 3, 2011 – Jan. 2, 2012
2.	12	Case Keenum	Aug. 30 – Dec. 31, 2008
3.	8	David Klingler	Sept. 8 – Nov. 10, 1990
4.	7	Case Keenum	Oct. 24 – Dec. 6, 2009
t5.	6	Jimmy Klingler	Oct. 24 – Nov. 29, 1992
		André Ware	Oct. 21, 1989 – Dec. 3, 1989
7.	5	Case Keenum	Sept. 5 – Oct. 17, 2009
8.	4	André Ware	Sept. 2 – Oct. 14, 1989
t9.	3	David Piland	Sept. 29 – Oct. 18, 2012
		Jason McKinley	Sept. 2 – Sept. 23, 2000
		David Klingler	Nov. 17, 1990 – Sept. 12, 1991
t12.	2	Greg Ward Jr.	Sept. 29 – Oct. 8, 2016
		Greg Ward Jr.	Sept. 3-10, 2016
		John O’Korn	Oct. 19 – Oct. 31, 2013
		Crawford Jones	Nov. 7 – Nov. 25, 2012
		David Piland	Nov. 20 – Nov. 28, 2010
		Kevin Kolb	Oct. 7 – Oct. 21, 2006
		Kevin Kolb	Nov. 5 – Nov. 19, 2005
		Jason McKinley	Sept. 30 – Oct. 21, 2000
		David Klingler	Sept. 21 – Oct. 12, 1991
		André Ware	Nov. 19 – Dec. 25, 1988
		David Dacus	Nov. 28, 1987 – Sept. 17, 1988

300-YARD PASSING GAMES • SEASON

Rk.	No.	Player	Years
1.	14	Case Keenum	2011
t2.	12	Case Keenum	2009
		Case Keenum	2008
t4.	10	David Klingler	1990
		André Ware	1989
6.	8	Jimmy Klingler	1992
t7.	6	Kevin Kolb	2006
		David Klingler	1991
t9.	5	Greg Ward Jr.	2016
		David Piland	2012
		Kevin Kolb	2005
		Jason McKinley	2000
t13.	4	David Piland	2010
		Kevin Kolb	2003
t15.	3	John O’Korn	2013
		André Ware	1988
t17.	2	Greg Ward Jr.	2014
		Crawford Jones	2012
		Kevin Kolb	2004
		Kelly Robertson	2001
		Jason McKinley	1998
		Jason McKinley	1997
		Chuck Clements	1996
		David Dacus	1988
		David Dacus	1987
t26.	1	Greg Ward Jr.	2015
		Case Keenum	2007
		Blake Joseph	2007
		Nick Eddy	2002
		Nick Eddy	2001
		Chuck Clements	1995
		Chuck Clements	1994
		Chuck Clements	1993
		Jimmy Klingler	1993
		Donald Douglas	1991
		André Ware	1987
		Ed Powers	1987
		Gerald Landry	1985
		Gerald Landry	1983

300-YARD PASSING GAMES • CAREER

Rk.	No.	Player	Years
1.	39	Case Keenum	2007-11
2.	17	Kevin Kolb	2003-06
3.	16	David Klingler	1989-91
4.	14	André Ware	1987-89
t5.	9	David Piland	2010-13
		Jason McKinley	1997-00
		Jimmy Klingler	1991-93
8.	8	Greg Ward Jr.	2013-16
9.	5	Chuck Clements	1993-96
t10.	4	David Dacus	1987-88
11.	3	John O’Korn	2013-14
t12.	2	Crawford Jones	2010-12
		Nick Eddy	2001-02
		Kelly Robertson	2001
		Gerald Landry	1983-86
t16.	1	Blake Joseph	2006-08
		Donald Douglas	1991-93
		Ed Powers	1987

STARTS • QUARTERBACKS • CAREER

Rk.	No.	Player	Years
1.	51	Case Keenum	2006-11
2.	50	Kevin Kolb	2003-06
3.	44	Jason McKinley	1997-00
4.	33	Greg Ward Jr.	2013-16
5.	31	Chuck Clements	1993-96
6.	30	Gary Mullins	1969-71
7.	26	Danny Davis	1976-78
t8.	25	Gerald Landry	1983-85
		Bo Burris	1964-66
10.	23	Lionel Wilson	1981-83
		D.C. Nobles	1972-73
12.	20	David Piland	2010-14
		David Klingler	1990-91
		André Ware	1987-89

VICTORIES • QUARTERBACKS • CAREER

Rk.	No.	Player	Lost	Ties	Pct.	Years
1.	37	Case Keenum	14	0	.725	2006-11
2.	27	Greg Ward Jr.	6	0	.818	2013-16
3.	26	Kevin Kolb	24	0	.520	2003-06
4.	25	Gary Mullins	5	0	.833	1969-71
5.	20	Danny Davis	6	0	.769	1976-78
6.	17	D.C. Nobles	5	1	.761	1972-73
7.	16	Jason McKinley	28	0	.364	1997-00
t8.	14	André Ware	6	0	.700	1987-89
		Delrick Brown	5	0	.737	1977, 79
t10.	13	Gerald Landry	12	0	.520	1983-85
		Lionel Wilson	8	2	.609	1981-83
		Bo Burris	10	2	.560	1964-66
13.	12	David Klingler	8	0	.600	1990-91

WINNING PERCENTAGE • QUARTERBACKS • CAREER

Rk.	Pct.	Player	Wins	Losses	Ties	Years
1.	.833	Gary Mullins	25	5	0	1969-71
2.	.818	Greg Ward Jr.	27	6	0	2013-16
3.	.769	Danny Davis	20	6	0	1976-78
4.	.761	D.C. Nobles	17	5	1	1972-73
5.	.737	Delrick Brown	14	5	0	1977, 79
6.	.725	Case Keenum	37	14	0	2006-11
7.	.700	André Ware	14	6	0	1987-89
		Dick Woodall	7	3	0	1966
9.	.654	David Dacus	8	4	1	1987-88
10.	.609	Lionel Wilson	13	8	2	1981-83
11.	.600	David Klingler	12	8	0	1990-91
		Billy Roland	9	6	0	1961-62
13.	.583	Ken Bailey	6	4	2	1968-69
14.	.560	Bo Burris	13	10	2	1964-66
15.	.542	Don Sessions	6	5	1	1959-61
16.	.520	Kevin Kolb	26	24	0	2003-06
		Gerald Landry	13	12	0	1983-85
18.	.500	John O’Korn	8	8	0	2013-14
		Lonnie Holland	6	6	0	1958-59

WINNING PERCENTAGE • QUARTERBACKS • SEASON

Min. 10 starts

Rk.	Pct.	Player	Wins	Losses	Ties	Years
1.	1.000	Greg Ward Jr.	13	0	0	2015
2.	.929	Case Keenum	13	1	0	2011
3.	.917	D.C. Nobles	11	1	0	1973
4.	.909	David Klingler	10	1	0	1990
5.	.900	Delrick Brown	9	1	0	1979
6.	.833	Danny Davis	10	2	0	1976
7.	.818	André Ware	9	2	0	1989
8.	.800	Bo Burris	8	2	0	1966
t9.	.750	Danny Davis	9	3	0	1978
		Gary Mullins	9	3	0	1971
t11.	.714	Case Keenum	10	4	0	2009
		Kevin Kolb	10	4	0	2006
13.	.667	Greg Ward Jr.	8	4	0	.667
14.	.650	Lionel Wilson	6	3	1	1981
15.	.636	Jason McKinley	7	4	0	1999
		Gerald Landry	7	4	0	1984
17.	.615	Case Keenum	8	5	0	2008
18.	.591	D.C. Nobles	6	4	1	1972
19.	.583	Chuck Clements	7	5	0	1996
20.	.539	Kevin Kolb	7	6	0	2003

5,000-YARD SEASONS • CAREER

Rk.	No.	Player	Years
1.	3	Case Keenum	2006-11
2	2	David Klingler	1990-91

4,000-YARD SEASONS • CAREER

Rk.	No.	Player	Years
1.	3	Case Keenum	2006-11
2.	2	David Klingler	1990-91
3.	1	André Ware	1987-89

3,000-YARD SEASONS • CAREER

Rk.	No.	Player	Years
t1.	3	Case Keenum	2006-11
		Kevin Kolb	2003-06
3.	2	David Klingler	1990-91
t4.	1	Greg Ward Jr.	2013-16
		John O’Korn	2013-14
		Jimmy Klingler	1991-93
		André Ware	1987-89

2,000-YARD SEASONS • CAREER

Rk.	No.	Player	Years
t1.	4	Case Keenum	2006-11
		Kevin Kolb	2003-06
3.	3	Greg Ward Jr.	2013-16
t4.	2	David Klingler	1990-91
		André Ware	1987-89
		David Piland	2010-13
		Jason McKinley	1997-00
		Chuck Clements	1993-96
t9.	1	John O’Korn	2013-14
		Nick Eddy	2001-02
		Jimmy Klingler	1991-93

2017 SEASON

COACHING STAFF

THE COUGARS

SEASON REVIEW

HISTORY & RECORDS



300-YARD PASSING GAMES

2017 SEASON

COACHING STAFF

THE COUGARS

SEASON REVIEW

HISTORY & RECORDS

700-YARD GAMES (1)

Rk.	Yds.	Player	C-A-I	TDs	Opponent	Date
<i>Tokyo Dome (Tokyo)</i>						
1.	716	David Klingler	41-70-1	7	vs. Arizona State	12/1/90

600-YARD GAMES (2)

2.	613	Jimmy Klingler	46-71-1	7	Rice	11/28/92
----	-----	----------------	---------	---	------	----------

500-YARD GAMES (16)

3.	580	David Piland	53-77-0	4	Louisiana Tech	9/8/12
4.	572	David Klingler	41-58-2	11	Eastern Washington	11/17/90
5.	563	David Klingler	36-53-4	7	TCU	11/3/90
6.	559	Case Keenum	44-54-1	5	Southern Miss	10/31/09
7.	536	Case Keenum	51-76-0	5	at UTEP	10/3/09
8.	534	Case Keenum	24-37-1	9	Rice	10/27/11
9.	533	David Klingler	41-70-2	6	Texas Tech	11/30/91

TicketCity Bowl (Fort Worth, Texas)

10.	532	Case Keenum	45-69-0	3	vs. Penn State	1/1/12
-----	-----	-------------	---------	---	----------------	--------

Conference USA Championship (Greenville, N.C.)

11.	527	Case Keenum	56-75-3	5	at East Carolina	12/5/09
12.	522	Case Keenum	40-60-0	3	at Tulsa	11/7/09
13.	517	André Ware	25-41-1	6	SMU	10/21/89
14.	514	André Ware	33-53-1	6	Baylor	10/7/89
15.	510	David Klingler	36-57-0	9	Louisiana Tech	8/31/91
16.	503	André Ware	41-69-4	2	at Arizona State	9/23/89

400-YARD GAMES (53)

17.	494	Case Keenum	30-54-1	5	at Rice	11/29/08
18.	488	Jimmy Klingler	28-57-1	3	Texas A&M	11/12/92
19.	487	Greg Ward Jr.	46-67-1	4	at Memphis	11/25/16
20.	480	Case Keenum	41-51-0	3	UTEP	11/22/08
21.	477	André Ware	42-63-0	6	at TCU	11/4/89
22.	475	André Ware	37-63-2	4	Texas Tech	11/25/89
t23.	471	Case Keenum	30-46-0	2	at UTEP	9/29/11
		André Ware	39-53-0	1	Rice	9/24/88
25.	467	David Piland	28-47-1	4	at Southern Miss	11/20/10
26.	464	Jimmy Klingler	24-49-3	5	at Texas	10/24/92
27.	461	David Klingler	48-76-1	5	at SMU	10/20/90
28.	460	David Klingler	35-57-3	2	Baylor	11/5/91
29.	458	Case Keenum	26-41-0	5	at North Texas	9/10/11
t30.	457	Case Keenum	33-46-0	5	at Tulsa	11/25/11
		David Klingler	34-51-3	7	Arkansas	10/27/90
32.	454	David Klingler	34-56-2	2	Rice	9/29/90
33.	450	David Dacus	34-58-2	2	at Rice	11/28/87
34.	441	David Piland	32-61-3	2	at Texas Tech	11/27/10
t35.	435	Case Keenum	38-58-1	1	Texas Tech	9/26/09
		David Klingler	29-54-0	5	at Texas Tech	9/13/90
t37.	434	Case Keenum	39-52-2	4	at Mississippi State	10/10/09
		Kevin Kolb	17-36-0	4	TCU	10/25/03
39.	429	David Klingler	30-63-1	4	at TCU	11/23/91
40.	426	David Klingler	30-54-1	5	UNLV	9/8/90
41.	415	Case Keenum	29-34-0	2	Georgia State	9/24/11
42.	413	André Ware	30-45-0	7	Temple	9/30/89
43.	412	Jimmy Klingler	33-57-1	2	at Texas Tech	11/21/92
44.	411	André Ware	29-47-2	4	Texas	11/11/89
45.	407	Case Keenum	39-44-0	2	at UAB	11/5/11
t46.	405	Case Keenum	29-39-0	5	Memphis	11/21/09
		David Klingler	35-68-0	2	at Baylor	10/6/90
t48.	404	Case Keenum	28-36-1	2	at SMU	10/18/08
		André Ware	31-62-3	1	Baylor	10/3/87
50.	402	Case Keenum	24-37-0	6	Tulsa	11/15/08
t51.	401	Case Keenum	37-45-1	3	at East Carolina	9/27/08
		Chuck Clements	35-48-2	3	at TCU	10/7/95
53.	400	André Ware	36-51-1	2	at Rice	12/2/89

300-YARD GAMES (143)

54.	395	David Klingler	27-37-2	5	at Rice	11/16/91
t55.	392	Case Keenum	33-43-0	5	Southern	8/30/08
		Jimmy Klingler	42-65-5	4	TCU	10/31/92
57.	390	André Ware	30-48-1	5	at UNLV	9/2/89
58.	389	Greg Ward Jr.	32-38-0	3	UConn	9/29/16
59.	388	Gerald Landry	23-43-3	3	at Arkansas	10/26/85
60.	387	Case Keenum	35-61-0	4	at Oklahoma State	9/6/08

AutoZone Liberty Bowl (Memphis, Tenn.)

t61.	386	Kevin Kolb	26-39-1	3	vs. South Carolina	12/29/06
		Kevin Kolb	25-44-0	1	Memphis	10/15/05
t63.	385	Case Keenum	37-54-3	3	at Colorado State	9/20/08
		Jimmy Klingler	34-52-2	2	at SMU	11/7/92
65.	384	Case Keenum	29-40-1	4	Tulane	11/8/08
66.	377	Case Keenum	33-56-1	3	at UCF	11/14/09
t67.	376	Case Keenum	24-28-0	6	Marshall	10/22/11

		Jason McKinley	25-42-1	5	at Cincinnati	11/14/98
		David Dacus	36-50-1	3	at Temple	11/14/87
70.	375	Kevin Kolb	29-44-1	2	Louisville	11/20/04

Conference USA Championship (Robertson Stadium, Houston)

71.	373	Case Keenum	41-67-2	2	Southern Miss	12/3/11
72.	371	Case Keenum	33-46-0	2	at Tulane	10/17/09
t73.	368	Crawford Jones	25-46-3	2	Tulane	11/24/12
		David Dacus	20-25-0	4	Tulsa	10/15/88
t75.	367	Kevin Kolb	24-31-0	2	Louisiana-Lafayette	10/7/06
		Kelly Robertson	27-41-2	1	at Army	10/6/01
77.	366	Case Keenum	32-46-1	3	at #5/6 Oklahoma State	9/12/09
t78.	364	John O'Korn	24-30-0	5	at Rutgers	10/26/13
		Kelly Robertson	20-33-1	3	Texas	9/22/01
		Ed Powers	23-49-3	3	at Wyoming	10/17/87
81.	363	John O'Korn	29-45-3	3	vs. BYU	10/19/13
t82.	362	David Piland	32-44-0	1	UAB	10/13/12
		Case Keenum	34-57-1	4	vs Air Force	9/13/08
84.	361	David Piland	26-43-1	2	vs. Rice	9/29/12
t85.	360	Greg Ward Jr.	27-45-1	2	at Cincinnati	12/6/14
		Case Keenum	24-36-0	2	UAB	10/8/08
t87.	359	Greg Ward Jr.	32-50-2	3	at Navy	10/8/16
		Case Keenum	23-30-1	4	Northwestern State	9/5/09
89.	358	Nick Eddy	25-49-7	2	USF	11/23/02
90.	356	David Piland	22-51-1	4	at East Carolina	11/3/12
91.	354	Jason McKinley	29-53-2	2	at LSU	9/9/0000
t92.	352	David Klingler	24-51-2	1	Texas A&M	10/13/90
		André Ware	34-46-0	3	vs. Arkansas	10/28/89
94.	351	Case Keenum	25-40-2	3	at Louisiana Tech	9/17/11
95.	350	Kevin Kolb	24-41-1	3	Tulane	9/9/06
96.	349	Jason McKinley	32-47-1	2	at Rice	9/2/00
97.	348	André Ware	35-61-1	2	at Texas Tech	11/19/88
98.	345	Kevin Kolb	19-36-0	1	at Southern Miss	10/7/04
99.	342	Jason McKinley	26-42-0	2	at Louisville	10/25/97
100.	340	Gerald Landry	17-26-0	3	Texas Tech	11/19/83
101.	339	Kevin Kolb	22-38-0	2	at Southern Miss	10/14/06
102.	338	Jason McKinley	28-47-0	2	SMU	9/30/00
t103.	336	Greg Ward Jr.	30-45-5	2	Tulane	11/8/14
		Jason McKinley	31-48-2	1	Army	9/16/00

Fort Worth Bowl (Fort Worth, Texas)

105.	335	Case Keenum	23-38-0	1	vs TCU	12/28/07
106.	334	David Piland	27-44-2	4	UCF	11/5/10

Sheraton Hawai'i Bowl (Honolulu)

t107.	332	Kevin Kolb	19-34-2	2	at Hawai'i	12/25/03
		David Klingler	30-58-4	1	at Illinois	9/21/91
t109.	331	Kevin Kolb	32-50-5	5	at UTEP	9/16/05
		Nick Eddy	28-42-2	2	Memphis	10/13/01
111.	330	Jason McKinley	30-40-1	1	at Cincinnati	10/7/00
112.	328	Chuck Clements	18-24-1	4	Memphis	10/19/96
113.	327	Jimmy Klingler	30-51-2	2	at Tulsa	9/5/92
114.	326	Greg Ward Jr.	24-36-2	1	at Cincinnati	9/15/16
115.	325	Case Keenum	22-29-0	3	at Tulane	11/10/11
t116.	323	Case Keenum	25-31-0	2	Rice	11/28/09
		Chuck Clements	36-66-2	0	Cincinnati	11/13/93
t118.	321	Greg Ward Jr.	23-40-0	2	vs. Oklahoma	9/3/16
		David Piland	31-41-0	2	North Texas	10/6/12
		Kevin Kolb	20-29-0	4	Mississippi State	9/20/03
		Chuck Clements	26-36-1	3	Sam Houston State	8/31/96
122.	319	Donald Douglas	19-28-2	2	SMU	10/19/91
t123.	318	Case Keenum	30-45-0	1	SMU	11/19/11
		Blake Joseph	11-18-1	3	Rice	10/13/07
125.	317	Case Keenum	22-41-2	2	at Marshall	10/28/08
t126.	316	Crawford Jones	31-44-0	5	at Marshall	11/17/12
		Jimmy Klingler	24-42-0	3	SMU	10/16/93
t128.	315	Kevin Kolb	24-35-0	2	Southern Miss	11/13/05
		Jimmy Klingler	24-35-1	5	Louisiana-Lafayette	10/3/92
t130.	313	Kevin Kolb	21-28-0	4	Oklahoma State	9/23/06
		Kevin Kolb	19-30-1	2	at UCF	11/5/05
t132.	312	John O'Korn	24-36-0	4	at UTSA	9/28/13
		Kevin Kolb	24-43-2	2	Oregon	9/1/05
t134.	310	Case Keenum	30-40-0	2	UCLA	9/3/11
		Jason McKinley	17-26-0	2	at Minnesota	9/27/97
136.	309	David Dacus	25-43-2	2	vs. Louisiana Tech	9/10/88
137.	308	Greg Ward Jr.	26-35-0	3	Navy	11/27/15
138	307	John O'Korn	30-52-0	3	at BYU	9/11/14
139.	305	Kevin Kolb	22-34-1	3	UCF	10/28/06
t140.	304	Case Keenum	30-37-0	3	vs. East Carolina	10/8/11
		Chuck Clements	23-38-0	1	Kansas	9/1/94
		André Ware	20-44-1	5	at Texas	11/5/88
143.	302	Jason McKinley	29-50-1	4	Army	10/10/98
t144.	301	David Piland	30-57-1	2	Mississippi State	10/9/10
		Kevin Kolb	24-28-0	2	at Army	11/15/03



300-YARD PASSERS

CASE KEENUM (39) (6 500-yard • 19 400-yard)

Rk.	Yds.	C-A-I	TDs	Opponent	Date
1.	559	44-54-1	5	Southern Miss	10/31/09
2.	536	51-76-0	5	at UTEP	10/3/09
3.	534	24-37-1	9	Rice	10/27/11
4.	532	45-69-0	3	vs. Penn State	1/1/12

TicketCity Bowl (Fort Worth, Texas)

5.	527	56-75-3	5	at East Carolina	12/5/09
6.	522	40-60-0	3	at Tulsa	11/7/09
7.	494	30-54-1	5	at Rice	11/29/08
8.	480	41-51-0	3	UTEP	11/22/08
9.	471	30-46-0	2	at UTEP	9/29/11
10.	458	26-41-0	5	at North Texas	9/10/11
11.	457	33-46-0	5	at Tulsa	11/25/11
12.	435	38-58-1	1	Texas Tech	9/26/09
13.	434	39-52-2	4	at Mississippi State	10/10/09
14.	415	29-34-0	2	Georgia State	9/24/11
15.	407	39-44-0	2	at UAB	11/5/11
16.	405	29-39-0	5	Memphis	11/21/09
17.	404	28-36-1	2	at SMU	10/18/08
18.	402	24-37-0	6	Tulsa	11/15/08
19.	401	37-45-1	3	at East Carolina	9/27/08
20.	392	33-43-0	5	Southern	8/30/08
21.	387	35-61-0	4	at Oklahoma State	9/6/08
22.	385	37-54-3	3	at Colorado State	9/20/08
23.	384	29-40-1	4	Tulane	11/8/08
24.	376	24-28-0	6	Marshall	10/22/11

Conference USA Championship (Robertson Stadium, Houston)

25.	373	41-67-2	2	Southern Miss	12/3/11
26.	371	33-46-0	2	at Tulane	10/24/09
27.	366	32-46-1	3	at #5/6 Oklahoma St.	9/12/09
28.	362	34-57-1	4	vs Air Force	9/13/08
29.	360	24-36-0	2	UAB	10/8/08
30.	359	23-30-1	4	Northwestern State	9/5/09
31.	351	25-40-2	3	at Louisiana Tech	9/17/11
32.	337	33-56-1	3	at UCF	11/14/09

Fort Worth Bowl (Fort Worth, Texas)

33.	335	23-38-0	1	vs. TCU	12/28/07
34.	325	22-29-0	3	at Tulane	11/10/11
35.	323	25-31-0	2	Rice	11/28/09
36.	318	30-45-0	1	SMU	11/19/11
37.	317	22-41-2	2	at Marshall	10/28/08
38.	310	30-40-0	2	UCLA	9/3/10
39.	304	30-37-0	3	vs. East Carolina	10/8/11

KEVIN KOLB (17) (1 400-yard)

1.	434	17-36-0	4	TCU	10/25/03
----	-----	---------	---	-----	----------

AutoZone Liberty Bowl (Memphis, Tenn.)

t2.	386	26-39-1	3	vs. South Carolina	12/29/06
		25-44-0	1	Memphis	10/15/05
4.	375	29-44-1	2	Louisville	11/20/04
5.	367	24-31-0	2	Louisiana-Lafayette	10/7/06
6.	350	24-41-1	3	Tulane	9/9/06
7.	345	19-36-0	1	at Southern Miss	10/7/04
8.	339	22-38-0	2	at Southern Miss	10/14/06

Sheraton Hawai'i Bowl (Honolulu)

9.	332	19-34-2	2	at Hawai'i	12/25/03
10.	331	32-50-5	5	at UTEP	9/16/05
11.	321	20-29-0	4	Mississippi State	9/20/03
12.	315	24-35-0	2	Southern Miss	11/13/05
t13.	313	21-28-0	4	Oklahoma State	9/23/06
		19-30-1	2	at UCF	11/5/05
15.	312	24-43-2	2	Oregon	9/1/05
16.	305	22-34-1	3	UCF	10/28/06
17.	301	24-28-0	2	at Army	11/15/03

DAVID KLINGLER (16)

(1 700-yard • 5 500-yard • 13 400-yard)

Tokyo Dome (Tokyo)

1.	716	41-70-1	7	vs. Arizona State	12/1/90
2.	572	41-58-2	11	Eastern Washington	11/17/90
3.	563	36-53-4	7	TCU	11/3/90
4.	533	41-70-2	6	Texas Tech	11/30/91
5.	510	36-57-0	9	Louisiana Tech	8/31/91
6.	461	48-76-1	5	at SMU	10/20/90
7.	460	35-57-3	2	Baylor	10/5/91
8.	457	34-51-3	7	Arkansas	10/27/90
9.	454	34-56-2	2	Rice	9/29/90
10.	435	29-54-0	5	at Texas Tech	9/13/90
11.	429	30-63-1	4	at TCU	11/23/91
12.	426	30-54-1	5	UNLV	9/8/90
13.	405	35-68-0	2	at Baylor	10/6/90
14.	395	27-37-2	5	at Rice	11/16/91
15.	352	24-51-2	1	Texas A&M	10/13/90
16.	332	30-58-4	1	at Illinois	9/21/91

ANDRÉ WARE (14) (3 500-yard • 10 400-yard)

1.	517	25-41-1	6	SMU	10/21/89
2.	514	33-53-1	6	Baylor	10/7/89
3.	503	41-69-4	2	at Arizona State	9/23/89
4.	477	42-63-0	6	at TCU	11/4/89
5.	475	37-63-2	4	Texas Tech	11/25/89
6.	471	39-53-0	1	Rice	11/26/88
7.	413	30-45-0	7	Temple	9/30/89
8.	411	29-47-2	4	Texas	11/11/89
9.	404	31-62-3	1	Baylor	10/3/87
10.	400	36-51-1	2	at Rice	12/2/89
11.	390	30-48-1	5	at UNLV	9/2/89
12.	352	34-46-0	3	vs. Arkansas	10/28/89
13.	348	35-61-1	2	at Texas Tech	11/19/88
14.	304	20-44-1	5	at Texas	11/5/88

DAVID PILAND (9) (1 500-yard • 3 400-yard)

1.	580	53-77-0	4	Louisiana Tech	9/8/12
2.	467	28-47-1	4	at Southern Miss	11/20/10
3.	441	32-61-3	2	at Texas Tech	11/27/10
4.	362	32-44-0	1	UAB	10/13/12
5.	361	26-43-1	2	vs. Rice	9/29/12
6.	356	22-51-1	4	at East Carolina	11/4/12
7.	334	27-44-2	4	UCF	11/5/10
8.	321	31-41-0	2	North Texas	10/6/13
9.	301	30-57-2	2	Mississippi State	10/9/10

JASON MCKINLEY (9)

1.	376	25-42-1	5	at Cincinnati	11/14/98
2.	354	29-53-2	2	at LSU	9/9/00
3.	349	32-47-1	2	at Rice	9/2/00
4.	342	26-42-0	2	at Louisville	10/25/97
5.	338	28-47-0	2	SMU	9/30/000
6.	336	31-48-2	1	Army	9/16/00
7.	330	30-40-1	1	at Cincinnati	10/7/00
8.	310	17-26-0	2	at Minnesota	9/27/97
9.	302	29-50-1	4	Army	10/10/98

JIMMY KLINGLER (9)

(1 600-yard • 4 400-yard • 9 300-yard)

1.	613	46-71-1	7	Rice	11/28/92
2.	488	28-57-1	3	Texas A&M	11/12/92
3.	464	24-49-3	5	at Texas	10/24/92
4.	412	33-57-1	2	at Texas Tech	11/21/92
5.	392	42-65-5	4	TCU	10/31/92
6.	385	34-52-2	2	at SMU	11/7/92
7.	327	30-51-2	2	at Tulsa	9/5/92
8.	316	24-42-0	3	SMU	10/16/93
9.	315	24-35-1	5	Louisiana-Lafayette	10/3/92

GREG WARD Jr. (8)

1	487	47-67-1	4	at Memphis	11/25/16
2	389	32-38-0	3	UConn	9/29/16
3.	360	27-45-1	2	at Cincinnati	12/6/14
4	359	32-50-2	3	at Navy	10/8/16
5.	336	30-45-5	2	Tulane	11/8/14
6.	326	24-36-2	1	at Cincinnati	9/15/16
7.	321	23-40-0	2	vs. Oklahoma	9/3/16
8.	308	26-35-0	3	Navy	11/27/15

CHUCK CLEMENTS (5) (1 400-yard)

1.	401	35-48-2	3	at TCU	10/7/95
2.	328	18-24-1	4	Memphis	10/19/96
3.	323	36-66-2	0	Cincinnati	11/13/93
4.	321	26-36-1	3	Sam Houston State	8/31/96
5.	304	23-38-0	1	Kansas	9/1/94

DAVID DACUS (4) (1 400-yard)

1.	450	34-58-2	2	at Rice	11/28/87
2.	376	36-50-1	3	at Temple	11/14/87
3.	368	20-25-0	4	Tulsa	10/15/88
4.	309	25-43-2	2	vs. Louisiana Tech	9/10/88

JOHN O'KORN (4)

1.	364	24-30-0	5	at Rutgers	10/26/13
2.	363	29-45-3	3	vs. BYU	10/19/13
3.	312	24-36-0	4	at UTSA	9/28/13
4.	307	30-52-0	3	at BYU	9/11/14

NICK EDDY (2)

1.	358	25-49-7	2	USF	11/23/02
2.	331	28-42-2	2	Memphis	10/13/01

CRAWFORD JONES (2)

1.	368	25-46-3	2	Tulane	11/24/12
2.	316	31-44-0	5	at Marshall	11/17/12

KELLY ROBERTSON (2)

1.	367	27-41-2	1	at Army	10/6/01
2.	364	20-33-1	3	Texas	9/22/01

GERALD LANDRY (2)

1.	388	23-43-3	3	at Arkansas	10/26/85
2.	340	17-26-0	3	Texas Tech	11/19/83

BLAKE JOSEPH (1)

1.	318	11-18-1	3	Rice	10/13/07
----	-----	---------	---	------	----------

DONALD DOUGLAS (1)

1.	319	19-28-2	2	SMU	10/19/91
----	-----	---------	---	-----	----------

ED POWERS (1)

1.	364	23-49-3	3	at Wyoming	10/17/87
----	-----	---------	---	------------	----------

2017 SEASON

COACHING STAFF

THE COUGARS

SEASON REVIEW

HISTORY & RECORDS



RECEIVING RECORDS

2017 SEASON

COACHING STAFF

THE COUGARS

SEASON REVIEW

HISTORY & RECORDS

RECEIVING YARDS - GAME

Rk.	Yds.	Player	Rec.	Opponent	Date
1.	346	Donnie Avery	13	Rice	10/13/07
2.	318	Patrick Edwards	7	Rice	10/27/11
3.	262	Elmo Wright	4	Wyoming	11/22/69
4.	255	Paul Smith	6	SMU	10/21/89
5.	249	Elmo Wright	7	Idaho	11/16/68
6.	244	Elmo Wright	8	Cincinnati	10/4/68

Conference USA Championship (Greenville, N.C.)

7.	241	James Cleveland	19	at East Carolina	12/5/09
8.	235	Linell Bonner	17	at Memphis	11/25/16
9.	232	Brandon Middleton	6	TCU	10/25/03
10.	231	Robert Ford	7	San Diego State	10/14/72

TicketCity Bowl (Fort Worth, Texas)

11.	228	Patrick Edwards	10	vs. Penn State	1/1/12
12.	223	Manny Hazard	19	Texas	11/11/89
13.	224	Jason Phillips	16	at Louisiana Tech	9/10/88
14.	218	Manny Hazard	13	Baylor	10/7/89
15.	207	Jason Phillips	11	Rice	11/26/88
16.	205	Ken Hebert	5	Tampa	10/26/56

AutoZone Liberty Bowl (Memphis, Tenn.)

t17.	201	Vincent Marshall	9	vs. South Carolina	12/29/06
		Manny Hazard	8	vs. Arizona	12/1/90
		Warren McVea	6	Mississippi State	11/6/65
18.	200	Elmo Wright	12	Oklahoma State	9/27/69

RECEIVING YARDS - SEASON

Rk.	Yds.	Player	Year
1.	1,752	Patrick Edwards	2011
2.	1,689	Manny Hazard	1989
3.	1,456	Donnie Avery	2007
4.	1,444	Jason Phillips	1988
5.	1,275	Elmo Wright	1969
6.	1,262	Marcus Grant	1991
7.	1,250	Brandon Middleton	2003
8.	1,229	Justin Johnson	2011
9.	1,222	Demarcus Ayers	2015
10.	1,214	James Cleveland	2009
11.	1,202	Deontay Greenberry	2013
12.	1,198	Elmo Wright	1968
13.	1,118	Linell Bonner	2016
14.	1,103	James Dixon	1988
15.	1,100	Patrick Edwards	2010
16.	1,040	Vincent Marshall	2004
17.	1,029	Tyron Carrier	2009
18.	1,026	Tyron Carrier	2008
19.	1,021	Patrick Edwards	2009

RECEIVING YARDS - CAREER

Rk.	Yds.	Player	Years
1.	4,507	Patrick Edwards	2008-11
2.	3,770	Vincent Marshall	2003-06
3.	3,493	Tyron Carrier	2008-11
4.	3,347	Elmo Wright	1968-70
5.	3,289	Donnie Avery	2004-07
6.	2,873	Brandon Middleton	1999-03
7.	2,810	Orlando Iglesias	1997-01
8.	2,635	Manny Hazard	1989-90
9.	2,612	Deontay Greenberry	2012-14
10.	2,319	Jason Phillips	1987-88
11.	2,014	James Cleveland	2009-10
12.	1,927	Marcus Grant	1989-91
13.	1,821	Don Bass	1974-77
14.	1,785	Ken Hebert	1965-67
15.	1,762	James Dixon	1987-88
16.	1,754	Daniel Spencer	2011-14
17.	1,718	Kimble Anders	1985-89
18.	1,707	Charles Sims	2009-12
19.	1,705	Brian Robinson	1998-02
20.	1,687	Demarcus Ayers	2013-15
21.	1,672	Freddie Gilbert	1991-92
22.	1,628	Ron Peters	1991-94

23.	1,773	Justin Johnson	2007-11
24.	1,602	Jeron Harvey	2005-07
25.	1,567	Chance Allen	2015-16
26.	1,566	Mark Hafner	2004-08
27.	1,516	Brian Williams	1987-90
28.	1,449	Carl Hilton	1982-85
29.	1,435	Linell Bonner	2013 -
30.	1,408	Lonell Phea	1978-81
31.	1,375	Chuck Weatherspoon	1987-90
32.	1,371	Charles West	1993-96
33.	1,360	Steven Dunbar	2014 -
34.	1,308	Kierrie Johnson	2008-10
35.	1,302	Patrick Cooper	1988-90
36.	1,295	Sherman Smith	1990-93
37.	1,287	Damion Johnson	1993-96
38.	1,278	Larry Shepherd	1982-85
39.	1,273	David Roberson	1980-83
40.	1,236	Tracy Good	1989-92
41.	1,224	Keith Jack	1992-93
42.	1,219	KeyKowa Bell	1998-02
43.	1,176	Paul Smith	1986-89
44.	1,149	Robbie Wheeler	1995-97
45.	1,141	Verlond Brown	1989-91
46.	1,004	Bryce Beall	2008-11

RECEPTIONS - GAME

Rk.	No.	Player	Opponent	Date
Conference USA Championship (Greenville, N.C.)				
t1.	19	James Cleveland	at East Carolina	12/5/09
		Manny Hazard	Texas	11/11/89
		Manny Hazard	at TCU	11/4/89
4.	17	Linell Bonner	at Memphis	11/25/16
t5.	16	Freddie Gilbert	Texas Tech	11/30/91
		Freddie Gilbert	at Miami (Fla.)	9/12/91
		Manny Hazard	at Arizona State	9/23/89
		Jason Phillips	Louisiana Tech	9/10/88
t9.	15	James Dixon	Rice	11/26/88
		Jason Phillips	at TCU	10/31/87
		Brian Robinson	Army	9/16/00
		Sherman Smith	SMU	11/7/92
t13.	14	Deontay Greenberry	at Temple	9/7/13
		James Cleveland	at UTEP	10/3/09
		Freddie Gilbert	at Rice	11/16/91
		Manny Hazard	at Rice	12/2/89
		Manny Hazard	at Texas A&M	10/14/89
		Jason Phillips	Baylor	10/3/87
t19.	13	Linell Bonner	Tulsa	10/15/16
		Demarcus Ayers	Memphis	11/14/15
		Kimble Anders	at Rice	11/28/87
		Donnie Avery	Rice	10/13/07
		James Cleveland	Southern Miss	10/31/09
		James Dixon	at Texas Tech	11/19/88
		Orlando Iglesias	UAB	11/17/01
t26.	12	Linell Bonner	UConn	9/29/16
TicketCity Bowl (Fort Worth, Texas)				
		Justin Johnson	vs. Penn State	1/1/12
		Tyron Carrier	at UAB	11/5/11
		James Cleveland	at Tulsa	11/7/09
		James Dixon	at Temple	11/14/87
		James Dixon	at Louisiana Tech	9/10/88
		Patrick Edwards	East Carolina	10/8/11
		Orlando Iglesias	East Carolina	10/30/99
Conference USA Championship (Robertson Stadium, Houston)				
		Justin Johnson	Southern Miss	12/3/11
		Jason Phillips	at Rice	11/28/87
		Brian Robinson	at East Carolina	11/11/00
		Brian Robinson	at Cincinnati	10/7/00
	12	Elmo Wright	at Oklahoma State	9/27/69
t39.	11	Deontay Greenberry	Tulane	11/8/14
		Deontay Greenberry	BYU	10/19/13
		Dewayne Peace	Louisiana Tech	9/8/12
		Charles Sims	Louisiana Tech	9/8/12

Conference USA Championship (Greenville, N.C.)

		Tyron Carrier	at East Carolina	12/5/09
		Patrick Edwards	at Tulsa	11/7/09
		Tyron Carrier	at East Carolina	12/5/09
		James Cleveland	at Mississippi State	10/10/09
		Tyron Carrier	at UTEP	10/3/09
		Mark Hafner	Tulane	11/8/08
		Patrick Edwards	at East Carolina	9/27/08
		Brian Robinson	at Tulane	11/4/00
		Orlando Iglesias	Southern Miss	11/7/98
		Jerrian James	Army	10/10/98
		Jerrian James	at Tennessee	9/26/98
		James Dixon	Texas Tech	11/21/87
		Jason Phillips	at Arkansas	10/24/87
t56.	10	Demarcus Ayers	Tennessee Tech	9/5/15
		Demarcus Ayers	at Cincinnati	12/6/14
		Deontay Greenberry	Tulsa	11/22/14
		Daniel Spencer	at BYU	9/11/14
		Ronnie Williams	Tulane	11/24/12
		Dewayne Peace	at UCLA	9/15/12

TicketCity Bowl (Fort Worth, Texas)

		Patrick Edwards	vs. Penn State	1/1/12
--	--	-----------------	----------------	--------

Conference USA Championship (Robertson Stadium, Houston)

		Charles Sims	Southern Miss	12/3/11
		Tyron Carrier	UCLA	9/3/11
		Patrick Edwards	at Texas Tech	11/27/10
		Patrick Edwards	UCF	11/5/10
		Tyron Carrier	Mississippi State	10/9/10
		Tyron Carrier	Southern Miss	10/31/09
		Charles Sims	Texas Tech	9/26/09
		Mark Hafner	at SMU	10/18/08
		Tyron Carrier	at East Carolina	9/27/08

Texas Bowl (Reliant Stadium, Houston)

		Donnie Avery	vs TCU	12/28/07
		Donnie Avery	SMU	11/4/07
		Kendal Briles	at Southern Miss	10/7/04
		KeyKowa Bell	SMU	9/30/00
		Brian Robinson	at LSU	9/9/00
		Jerrian James	at Cincinnati	11/14/98
		Michael Kinslow	Tulane	11/22/97
		Kimble Anders	at Temple	11/14/87

RECEPTIONS - SEASON

Rk.	No.	Player	Year
1.	142	Manny Hazard	1989
2.	108	Jason Phillips	1988
3.	106	Freddie Gilbert	1991
4.	104	James Cleveland	2009
5.	103	Sherman Smith	1992
6.	102	James Dixon	1988
7.	99	Jason Phillips	1987
t8.	98	Linell Bonner	2016
		Demarcus Ayers	2015
10.	96	Tyron Carrier	2011
11.	91	Donnie Avery	2007
		Tyron Carrier	2009
13.	89	Patrick Edwards	2011
14.	87	Justin Johnson	2011
15.	86	Mark Hafner	2008
16.	85	Patrick Edwards	2009
17.	82	Deontay Greenberry	2013
18.	81	Brian Robinson	2000
t19.	80	Tyron Carrier	2008
		Vincent Marshall	2006
		Jerrian James	1998
t22.	78	Manny Hazard	1990
		Manny Hazard	1990
24.	72	Deontay Greenberry	2014
t25.	71	Patrick Edwards	2010
		Vincent Marshall	2005
26.	70	Charles Sims	2009



RECEIVING RECORDS

RECEPTIONS - CAREER

Rk.	No.	Player	Years
1.	320	Tyron Carrier	2008-11
2.	291	Patrick Edwards	2008-11
3.	272	Vincent Marshall	2003-06
4.	222	Orlando Iglesias	1997-01
5.	220	Manny Hazard	1989-90
6.	210	Donnie Avery	2004-07
7.	207	Jason Phillips	1987-88
8.	201	Deontay Greenberry	2012-14
t9.	161	James Cleveland James Dixon	2009-10 1987-88
t11.	158	Charles Sims Freddie Gilbert	2009-12 1991-92
13.	155	Kimble Anders	1985-89
14.	153	Elmo Wright	1968-70
15.	145	Mark Hafner	2004-08
16.	142	Demarcus Ayers	2013-15
17.	140	Sherman Smith	1990-93
18.	138	Tracy Good	1989-92
19.	137	Brandon Middleton	1999-03
20.	136	Brian Robinson	1998-02
21.	129	Daniel Spencer	2011-13
22.	127	Charles West	1993-96
23.	123	Linell Bonner	2013 -
24.	120	Justin Johnson	2007-11
25.	117	Chuck Weatherspoon	1987-90
26.	116	Marcus Grant	1989-91
27.	112	Chance Allen	2015-16
28.	110	Jeron Harvey	2005-07
29.	106	Carl Hilton	1982-85
30.	105	Don Bass	1974-77
31.	104	Steven Dunbar	2014 -
32.	103	Robbie Wheeler	1995-97
33.	100	Ron Peters	1991-94
t34.	98	Damion Johnson KeyKowa Bell	1993-96 1998-02

TOUCHDOWN RECEPTIONS - GAME

Rk.	Att.	Player	Opponent	Date
t1.	5	Patrick Edwards Manny Hazard	Rice Baylor	10/27/11 10/7/89
t3.	4	Patrick Edwards Jason Phillips Don Bass	at Tulsa at Texas TCU	11/25/11 11/5/88 10/30/76
		Elmo Wright Elmo Wright Ken Hebert	Wyoming Idaho Tampa	11/22/69 11/16/68 10/29/66
t9.	3	Deontay Greenberry Patrick Edwards Patrick Edwards Patrick Edwards	at Rutgers at Tulane UCF at Rice	10/26/13 11/10/11 11/5/10 10/16/10

Conference USA Championship (Greenville N.C.)

James Cleveland	at East Carolina	12/5/09
James Cleveland	at Tulsa	11/7/09
L.J. Castile	at Rice	11/29/08
Mark Hafner	vs Air Force	9/13/08
Ron Peters	Rice	11/28/92
Freddie Gilbert	Texas Tech	11/30/91
Marcus Grant	at TCU	11/23/91

Played in Tokyo

John Brown III	vs. Arizona State	12/1/90
Manny Hazard	vs. Arizona State	12/1/90
Marcus Grant	TCU	11/3/90
Manny Hazard	at SMU	10/20/90
Manny Hazard	at TCU	11/4/89
Manny Hazard	SMU	10/21/89
Paul Smith	SMU	10/21/89
Manny Hazard	Temple	9/3/89
James Dixon	at Missouri	9/17/88
Don Bass	TCU	10/30/76
Robert Ford	San Diego State	10/14/72
Elmo Wright	Mississippi State	10/4/69
Elmo Wright	at Florida State	9/20/69
Gene Shannon	at Tulsa	10/13/51

TOUCHDOWN RECEPTIONS - SEASON

Rk.	Att.	Player	Year
1.	22	Manny Hazard	1989
2.	20	Patrick Edwards	2011
3.	15	Jason Phillips	1988
t4.	14	James Cleveland Brandon Middleton Elmo Wright	2009 2003 1969
7.	13	Patrick Edwards	2010
8.	12	Justin Johnson	2011
t9.	11	Deontay Greenberry Mark Hafner Ron Peters James Dixon Elmo Wright Ken Hebert	2013 2008 1992 1988 1968 1966
t15.	10	Marcus Grant Patrick Cooper	1991 1990
t17.	9	Tyron Carrier Manny Hazard Paul Smith Elmo Wright	2008 1990 1989 1970

TOUCHDOWN RECEPTIONS - CAREER

Rk.	Att.	Player	Years
1.	43	Patrick Edwards	2008-11
2.	34	Elmo Wright	1968-70
3.	31	Manny Hazard	1989-90
4.	26	Vincent Marshall	2003-06
5.	24	Brandon Middleton	1999-03
t6.	22	Tyron Carrier Ken Hebert	2008-11 1965-67
t8.	20	Deontay Greenberry James Cleveland	2012-14 2009-10
t10.	19	Donnie Avery Patrick Cooper	2004-07 1988-90
12.	18	Jason Phillips	1987-88
13.	17	Orlando Iglesias	1997-01
14.	16	L.J. Castile Mark Hafner Marcus Grant Don Bass	2007-09 2004-08 1989-91 1974-77
18.	15	Justin Johnson Ron Peters	2007-11 1991-94
20.	14	Freddie Gilbert James Dixon Carl Hilton	1991-92 1987-88 1982-85
23.	13	Daniel Spencer Verlond Brown	2011-14 1989-91
25.	12	Kierrie Johnson Tracy Good John Brown III	2008-10 1989-92 1990-91
28.	11	Brian Robinson Robbie Wheeler Brian Williams Paul Smith Kimble Anders Riley Odoms	1998-02 1995-97 1987-90 1986-89 1985-89 1969-71

300-YARD RECEIVING GAMES - SEASON

Rk.	No.	Player	Years
1.	1	Patrick Edwards	2011
	1	Donnie Avery	2007

300-YARD RECEIVING GAMES - CAREER

Rk.	No.	Player	Years
1.	1	Patrick Edwards	2008-11
	1	Donnie Avery	2004-07

200-YARD RECEIVING GAMES - SEASON

Rk.	No.	Player	Years
t1.	2	Manny Hazard Jason Phillips Elmo Wright Elmo Wright	1989 1988 1969 1968
t5.	1	Linell Bonner	2016
		Patrick Edwards James Cleveland Donnie Avery Vincent Marshall Brandon Middleton Manny Hazard Paul Smith Robert Ford Warren McVea Ken Hebert	2011 2009 2007 2006 2003 1990 1989 1972 1965 1956

200-YARD RECEIVING GAMES - CAREER

Rk.	No.	Player	Years
1.	4	Elmo Wright	1968-70
2.	3	Manny Hazard	1989-90
3.	2	Jason Phillips	1987-88
t4.	1	Linell Bonner	2013 -
		Patrick Edwards James Cleveland Donnie Avery Vincent Marshall Brandon Middleton Paul Smith Robert Ford Warren McVea Ken Hebert	2008-11 2009-10 2004-07 2003-06 1999-03 1987-89 1970-72 1965-67 1965-67

100-YARD RECEIVING GAMES - CONSECUTIVE

Rk.	No.	Player	Dates
t1.	6	Marcus Grant Manny Hazard	Oct. 19 - Nov. 30, 1991 Sept. 2 - Oct. 21, 1989
3.	5	Manny Hazard	Oct. 8 - Nov. 5, 1988
t4.	4	Patrick Edwards Vincent Marshall Brandon Middleton Manny Hazard Elmo Wright	Sept. 29 - Oct. 27, 2011 Oct. 2-30, 2004 Nov. 4 - Dec. 2, 1989 Nov. 29, 1968 - Oct. 4, 1969
t8.	3	Deontay Greenberry Justin Johnson Tyron Carrier Tyron Carrier Donnie Avery Brandon Middleton Brandon Middleton Jason Phillips	Sept. 7 - Sept. 28, 2013 Nov. 25, 2011 - Jan. 2, 2012 Sept. 12 - Oct. 3, 2009 Nov. 15-29, 2008 Sept. 29 - Oct. 13, 2007 Nov. 15-29, 2003 Sept. 13-30, 2013 Sept. 26 - Oct. 10, 1987
t16.	2	Linell Bonner	Sept. 29 - Oct. 8, 2016
		Deontay Greenberry Daniel Spencer Dewayne Peace Patrick Edwards James Cleveland James Cleveland Donnie Avery Vincent Marshall Jeron Harvey Brian Robinson Jerrian James Sherman Smith Freddie Gilbert Manny Hazard Patrick Cooper Jason Phillips Jason Phillips Jason Phillips Elmo Wright Riley Odoms Elmo Wright	Oct. 26 - Oct. 31, 2013 Oct. 19 - Oct. 26, 2013 Sept. 8-15, 2012 Nov. 20-27, 2011 Oct. 31 - Nov. 7, 2009 Oct. 3-10, 2009 Nov. 24 - Dec. 29, 2007 Dec. 1-30, 2006 Oct. 7-14, 2006 Nov. 4-11, 2000 Sept. 19-26, 1998 Nov. 7-12, 1992 Aug. 31 - Sept. 12, 1991 Nov. 17 - Dec. 1, 1990 Sept. 29 - Oct. 6, 1990 Nov. 19-26, 1988 Oct. 8-15, 1988 Sept. 10-17, 1988 Nov. 1-8, 1969 Oct. 2-15, 1971 Oct. 26 - Nov. 2, 1968

2017 SEASON

COACHING STAFF

THE COUGARS

SEASON REVIEW

HISTORY & RECORDS



RECEIVING RECORDS

2017 SEASON

COACHING STAFF

THE COUGARS

SEASON REVIEW

HISTORY & RECORDS

100-YARD RECEIVING GAMES - SEASON

Rk.	No.	Player	Years
1.	10	Manny Hazard	1989
t2.	8	Patrick Edwards Brandon Middleton Marcus Grant	2011 2003 1991
t5.	7	Donnie Avery Jason Phillips James Dixon	2007 1988 1988
t8.	6	Vincent Marshall Elmo Wright	2004 1969
t10.	5	Deontay Greenberry Patrick Edwards James Cleveland Tyron Carrier Elmo Wright	2013 2010 2009 2008 1968
t15.	4	Linell Bonner Demarcus Ayers Daniel Spencer Justin Johnson Tyron Carrier Vincent Marshall Orlando Iglesias Brian Robinson Jerrian James Freddie Gilbert Manny Hazard Jason Phillips Ken Hebert	2016 2015 2013 2011 2009 2005 2001 2000 1998 1991 1990 1987 1966
t27.	3	Deontay Greenberry Dewayne Peace Patrick Edwards Vincent Marshall Donnie Avery Orlando Iglesias Sherman Smith Chuck Weatherspoon Bryan Willingham Elmo Wright	2014 2012 2008 2006 2005 1998 1992 1989 1973 1970
t35.	2	Steven Dunbar Daniel Spencer Tyron Carrier James Cleveland Patrick Edwards Charles Sims Mark Hafner Kierrie Johnson Jeron Harvey Vincent Marshall Brian Robinson Orlando Iglesias Robbie Wheeler Larkay James Keith Jack Freddie Gilbert Ron Peters John Brown III Patrick Cooper Paul Smith David Roberson Lonell Phea Don Bass Riley Odoms Pat Orchin Ken Hebert	2016 2013 2011 2010 2009 2009 2008 2008 2006 2003 2002 1999 1997 1995 1993 1992 1992 1991 1990 1989 1982 1981 1975 1971 1971 1967

100-YARD RECEIVING GAMES - CAREER

Rk.	No.	Player	Years
1.	18	Patrick Edwards	2008-11
t2.	15	Vincent Marshall Elmo Wright	2003-06 1968-70
4.	14	Manny Hazard	1989-90
t5.	11	Tyron Carrier Donnie Avery Brandon Middleton Jason Phillips	2008-11 2004-07 1999-03 1987-88
9.	10	Orlando Iglesias	1997-01
10.	9	Marcus Grant	1990-91
t11.	8	Deontay Greenberry James Dixon	2012-14 1987-88
13.	7	James Cleveland	2009-10
t14.	6	Daniel Spencer Brian Robinson Freddie Gilbert Ken Hebert	2011-14 1999-02 1991-92 1965-67
t18.	4	Linell Bonner Chance Allen Demarcus Ayers Justin Johnson John Brown III Jerrian James	2013 - 2015-16 2013-15 2008-11 1990-91 1998
t22.	3	Steven Dunbar Dewayne Peace Charles Sims Mark Hafner Robbie Wheeler Ron Peters Sherman Smith Keith Jack Chuck Weatherspoon	2014 - 2011-12 2009-12 2005-08 1995-97 1991-94 1990-93 1992-93 1987-90
35.	2	Kierrie Johnson Damion Johnson Charles West Larkay James Paul Smith Kevin Johnson Carl Hilton David Roberson Lonell Phea Pat Orchin Riley Odoms Warren McVea Vic Hampel	2008-10 1994-96 1993-96 1992-95 1987-89 1983-85 1982-85 1981-83 1979-81 1970-71 1969-71 1965-67 1951-52
49.	1	Markeith Ambles Shane Ros Xavier Maxwell Larry McDuffey L.J. Castile Anthony Alridge Kendal Briles Chad McCullar John Tyson KeyKowa Bell Daniel Adams TiAndre Sanders Tracy Good Craig Alexander Everett "Jet" Brown Larry Shepherd Willis Adams Marshall Johnson Robert Ford Willie Roberts Mike Spratt Gene Shannon George Nordgren	2013-14 2010-14 2012-13 2012-13 2007-09 2005-07 2004-05 2003 2001-02 1999-02 1991-94 1990-93 1989-92 1988-90 1985-88 1982-85 1977-78 1972-74 1970-72 1969 1963-65 1949-51 1946-47

1,000-YARD SEASONS - CAREER

Rk.	No.	Player	Years
1.	3	Patrick Edwards	2008-11
t2.	2	Tyron Carrier Elmo Wright	2008-11 1968-70
t3.	1	Demarcus Ayers Deontay Greenberry Justin Johnson James Cleveland Vincent Marshall Donnie Avery Brandon Middleton Jason Phillips Manny Hazard Marcus Grant James Dixon	2013-15 2012-14 2007-11 2009-10 2003-06 2004-07 1999-03 1987-88 1989-90 1990-91 1987-88

MULTIPLE 10+ RECEPTION RECEIVERS - GAME

Players	Date
Dewayne Peace (11), Charles Sims (11) vs. Louisiana Tech	9/8/12
TicketCity Bowl (Fort Worth, Texas)	
Justin Johnson (12), Patrick Edwards (10) vs. Penn State	1/1/12
Conference USA Championship (Robertson Stadium, Houston)	
Justin Johnson (12), Charles Sims (10) vs. Southern Miss	12/3/11
Conference USA Championship (Greenville, N.C.)	
James Cleveland (19), Tyron Carrier (11) at East Carolina	12/5/09
James Cleveland (12), Patrick Edwards (11) at Tulsa	11/7/09
James Cleveland (13), Tyron Carrier (10) vs. Southern Miss	10/31/09
Jason Phillips (16), James Dixon (12) at Louisiana Tech	9/10/88
Kimble Anders (13), Jason Phillips at Rice	11/28/87
James Dixon (12), Kimble Anders (10) at Temple	11/14/87

MULTIPLE 1,000-YARD RECEIVERS - SEASON

Rk.	Players	Years
1.	James Cleveland (1,214), Tyron Carrier (1,029), Patrick Edwards (1,021)	2009
2.	Patrick Edwards (1,752), Justin Johnson (1,229) Jason Phillips (1,444), James Dixon (1,103)	2011 1988

100+ RUSHING YDS/100+ RECEIVING YDS - GAME

Player	Rush Yds.	Rec. Yds.	Opponent	Date
Chuck Weatherspoon	163	111	at Rice	12/2/89
Chuck Weatherspoon	143	115	Arkansas	10/28/89



RECEIVING RECORDS

RUSHING TD and RECEIVING TD • GAME

Player	Rush		Rec		Opponent	Date
	TDs	TDs	TDs	TDs		
Kenneth Farrow	1	1			at USF	11/1/14
Daniel Spencer	1	1			UNLV	9/11/14
Greg Ward Jr.	1	1			Grambling State	9/6/14
Kenneth Farrow	1	1			USF	10/31/13
Ryan Jackson	1	1			vs. Rice	9/21/13
Daniel Spencer	1	2			Southern	8/30/13
Charles Sims	2	2			at SMU	10/18/12
Charles Sims	1	1			North Texas	10/6/12
Charles Sims	2	1			at UTEP	9/29/11
Michael Hayes	1	1			at North Texas	9/10/11
Michael Hayes	1	1			at Memphis	10/30/10
Michael Hayes	1	1			Texas State	9/4/10
Bryce Beall	1	1			at #5/6 Oklahoma State	9/12/10
Bryce Beall	1	1			Northwestern State	9/5/09
Charles Sims	1	1			Northwestern State	9/5/09
Bryce Beall	1	1			Marshall	10/28/08
Bryce Beall	1	1			UTEP	11/22/08
Anthony Alridge	1	1			East Carolina	9/29/07
Anthony Alridge	1	1			at Tulane	9/15/07
Anthony Alridge	1	1			at Oregon	9/1/07
Roshawn Pope	1	1			Tulane	9/9/06
Ryan Gilbert	2	1			at Tulane	10/8/05
Vincent Marshall	1	2			TCU	10/25/03
Chris Robertson	1	1			at UAB	10/12/02
Joffrey Reynolds	1	1			Texas	9/22/01
Antowain Smith	5	1			Southern Miss	11/9/96
Lamar Smith	1	2			at Michigan	9/25/93
Lamar Smith	2	1			TCU	10/31/92
Lamar Smith	2	1			Louisiana-Lafayette	10/3/92
TiAndre Sanders	1	1			Texas	11/9/91
Tokyo Dome (Tokyo)						
Chuck Weatherspoon	1	1			vs. Arizona State	12/1/90
Chuck Weatherspoon	1	2			TCU	11/3/90
Chuck Weatherspoon	1	1			vs. Arkansas	10/28/89
Chuck Weatherspoon	1	1			Baylor	10/7/89
Kimble Anders	1	1			at Texas A&M	10/10/87
Kimble Anders	1	1			Sam Houston State	9/26/87
Terald Clark	1	1			West Texas State	9/29/79
Elmo Wright	1	1			Tulsa	11/23/68
Tangerine Bowl (Orlando)						
Bobby Brezina	1	1			vs. Miami (Ohio)	12/22/62
Don Brown	1	1			at Wichita State	11/16/57
Harold Lewis	1	1			Mississippi State	9/29/56
Tommy Hall	1	1			at Tulsa	11/5/55
Max Clark	1	1			Tulsa	12/2/50
Max Clark	1	1			Midwestern State	11/24/50
Gene Shannon	1	2			Trinity	11/19/49

THREE 100-YARD RECEIVERS • GAME

Players (Yards)	Opponent	Date
L.J. Castile (144), Kierrie Johnson (142), Tyron Carrier (101)	at Rice	11/29/08
Freddie Gilbert (189), Sherman Smith (121), Ron Peters (105)	at Texas	10/24/92
Freddie Gilbert (156), John Brown III (136), Marcus Grant (133)	Texas Tech	11/30/91
Manny Hazard (201), John Brown III (174), Craig Alexander (100)	vs. Arizona State	12/1/90
Paul Smith (255), Brian Williams (173), Manny Hazard (143)	SMU	10/21/89
Manny Hazard (163), Kimble Anders (131), Paul Smith (104)	at Arizona State	9/23/89
Jason Phillips (155), James Dixon (124), Kimble Anders (100)	Tulsa	10/15/88

TWO 100-YARD RECEIVERS • GAME

Players (Yards)	Opponent	Date
Linell Bonner (117), Steven Dunbar (112)	at Navy	10/8/16
Deontay Greenberry (168), Daniel Spencer (117)	at Rutgers	10/26/13
Daniel Spencer (186), Xavier Maxwell (136)	BYU	10/19/13
Daniel Spencer (157), Dewayne Peace (141)	Louisiana Tech	9/8/12

TicketCity Bowl (Fort Worth, Texas)

Patrick Edwards (228), Justin Johnson (148)	vs. Penn State	1/1/12
Patrick Edwards (181), Justin Johnson (106)	at Tulsa	11/25/11
Patrick Edwards (125), James Cleveland (115)	at Southern Miss	11/20/10
Patrick Edwards (176), James Cleveland (167)	at Tulsa	11/7/09
James Cleveland (147), Tyron Carrier (115)	at UTEP	10/3/09
Charles Sims (122), Tyron Carrier (104)	Texas Tech	9/26/09
Mark Hafner (160), Patrick Edwards (103)	at SMU	10/18/08
Patrick Edwards (146), Kierrie Johnson (104)	at East Carolina	9/27/08
Vincent Marshall (139), Donnie Avery (112)	Memphis	10/15/05
Anthony Alridge (103), Donnie Avery (100)	Oregon	9/1/05
Vincent Marshall (190), Kendal Briles (101)	at Southern Miss	10/7/04

Sheraton Hawai'i Bowl (Honolulu)

Vincent Marshall (157), Chad McCullar (103)	at Hawai'i	12/25/03
Brandon Middleton (122), Vincent Marshall (106)	TCU	10/25/03
Brandon Middleton (117), Orlando Iglesias (100)	Texas	9/22/01
Larkay James (133), Charles West (124)	at TCU	10/7/95
Ron Peters (163), Keith Jack (143)	Rice	11/28/92
Freddie Gilbert (115), Sherman Smith (110)	at SMU	11/7/92
Freddie Gilbert (132), Marcus Grant (123)	at Rice	11/16/91
Freddie Gilbert (180), Marcus Grant (173)	Louisiana Tech	8/31/91
Manny Hazard (164), Marcus Grant (103)	TCU	11/3/90
Chuck Weatherspoon (163), Manny Hazard (155)	at Rice	12/2/89
Chuck Weatherspoon (115), Patrick Cooper (101)	at Arkansas	10/28/89
Manny Hazard (218), Chuck Weatherspoon (115)	Baylor	10/7/89
John Brown III (168), Manny Hazard (100)	at UNLV	9/2/89
Jason Phillips (207), James Dixon (108)	Rice	11/26/88
Jason Phillips (171), James Dixon (129)	at Texas	11/5/88
Jason Phillips (121), James Dixon (116)	Texas A&M	10/8/88
James Dixon (160), Jason Phillips (129)	at Missouri	9/17/88
Jason Phillips (224), Brian Williams (105)	vs. Louisiana Tech	9/10/88
James Dixon (123), Jason Phillips (107)	Temple	11/14/87
Kimble Anders (120), Brian Williams (111)	at Wyoming	10/17/87
Riley Odoms (108), Willie Roberts (107)	Villanova	10/15/71

2017 SEASON

COACHING STAFF

THE COUGARS

SEASON REVIEW

HISTORY & RECORDS



100-YARD RECEIVING GAMES

2017 SEASON

COACHING STAFF

THE COUGARS

SEASON REVIEW

HISTORY & RECORDS

300-YARD GAMES (2)

Rk.	Yds.	Player	Rec	TDs	Opponent	Date
1.	346	Donnie Avery	13	2	Rice	10/13/07
2.	318	Patrick Edwards	7	5	Rice	10/27/11

200-YARD GAMES (19)

3.	262	Elmo Wright	7	4	Wyoming	11/22/69
4.	255	Paul Smith	6	3	SMU	10/21/89
5.	249	Elmo Wright	7	4	Idaho	11/16/68
6.	244	Elmo Wright	8	1	Cincinnati	10/4/68

Conference USA Championship (Greenville, N.C.)

7.	241	James Cleveland	19	3	at East Carolina	12/5/09
8.	235	Linell Bonner	17	1	at Memphis	11/25/16
9.	231	Robert Ford	7	3	San Diego State	10/14/72
10.	228	Patrick Edwards	10	2	vs. Penn State	1/1/12
t11.	224	Manny Hazard	19	2	Texas	11/11/89
		Jason Phillips	16	2	vs. Louisiana Tech	9/10/88
13.	218	Manny Hazard	13	5	Baylor	10/7/89
14.	207	Jason Phillips	11	2	Rice	11/26/88
15.	205	Ken Hebert	5	4	Tampa	10/29/66

AutoZone Liberty Bowl (Memphis, Tenn.)

t16.	201	Vincent Marshall	9	2	vs. South Carolina	12/29/06
------	-----	------------------	---	---	--------------------	----------

Played in Tokyo

		Manny Hazard	8	3	vs. Arizona State	12/1/90
		Warren McVea	6	2	Mississippi State	11/6/65
19.	200	Elmo Wright	12	1	at Oklahoma State	9/27/69

100-YARD GAMES (287)

20.	194	Manny Hazard	19	3	at TCU	11/4/89
21.	193	Manny Hazard	12	3	Temple	9/30/89
t22.	190	James Cleveland	13	2	Southern Miss	10/31/09
		Vincent Marshall	4	0	at Southern Miss	10/7/04
t24.	189	Donnie Avery	9	2	East Carolina	9/29/07
		Freddie Gilbert	1	1	at Texas	* 10/24/92
26.	188	Don Bass	5	3	TCU	10/30/76
27.	187	Patrick Edwards	8	1	at North Texas	9/10/11
28.	186	Daniel Spencer	7	1	BYU	10/19/13
29.	181	Patrick Edwards	8	4	at Tulsa	11/25/11
30.	180	Freddie Gilbert	11	2	Louisiana Tech	8/31/91
31.	177	Patrick Edwards	10	0	at Texas Tech	11/27/10
32.	176	Patrick Edwards	11	0	at Tulsa	11/7/09
t33.	175	Brandon Middleton	8	2	at LSU	9/9/00
		Jason Phillips	14	1	Baylor	10/3/87
t35.	174	Jeron Harvey	5	2	Southern Miss	10/14/06

Played in Tokyo

		John Brown III	6	3	vs. Arizona State	12/1/90
t37.	173	Marcus Grant	8	1	Louisiana Tech	8/31/91
		Brian Williams	4	2	SMU	10/21/89
t39.	171	Orlando Iglesias	8	1	at Minnesota	9/27/97
		Jason Phillips	11	4	at Texas	11/5/88
		Kevin Johnson	6	2	Texas Tech	11/19/83
42.	170	Everett "Jet" Brown	8	2	TCU	11/1/86
t43.	169	Patrick Edwards	10	3	UCF	11/5/10
		Patrick Edwards	9	3	at Rice	10/16/10
t45.	168	Deontay Greenberry	8	3	at Rutgers	10/26/13
		John Brown III	11	2	at UNLV	9/2/89
47.	167	James Cleveland	12	3	at Tulsa	11/7/09
t48.	166	Pat Orchin	6	1	Memphis	11/6/71
		Riley Odoms	7	2	San Jose State	10/2/71
50.	165	Deontay Greenberry	14	0	at Temple	9/7/13
t51.	164	Jerrian James	9	1	at UCLA	9/19/98
		Manny Hazard	13	0	TCU	11/3/90
		Patrick Cooper	5	2	Rice	9/29/90
t54.	163	Ron Peters	6	3	Rice	11/28/92
		Chuck Weatherspoon	13	0	at Rice	12/2/89
		Manny Hazard	16	1	at Arizona State	9/23/89
57.	162	Elmo Wright	3	2	Tulane	9/14/68
58.	161	Demarcus Ayers	8	1	Navy	11/27/15
t59.	160	Mark Hafner	10	0	at SMU	10/18/08
		James Dixon	7	3	at Missouri	9/17/88
t61.	159	Linell Bonner	12	1	UConn	9/29/16
		Marcus Grant	11	3	at TCU	11/23/91
63.	158	Ken Hebert	5	1	at Kentucky	11/12/66
t64.	157	Daniel Spencer	7	1	Louisiana Tech	9/8/12

Sheraton Hawai'i Bowl (Honolulu)

		Vincent Marshall	7	1	at Hawai'i	12/25/03
		KeyKowa Bell	10	1	SMU	9/30/00

		Jason Phillips	11	1	at Texas Tech	11/19/88
68.	156	Freddie Gilbert	16	3	Texas Tech	11/30/91
t69.	155	Orlando Iglesias	11	0	Southern Miss	11/7/98
		Manny Hazard	14	1	at Rice	12/2/89
		Jason Phillips	11	2	Tulsa	10/15/88
t72.	154	Brian Robinson	11	0	at Tulane	11/4/00
		Patrick Cooper	8	2	at Baylor	10/6/90
		Elmo Wright	5	2	Syracuse	9/19/70
75.	152	Vincent Marshall	8	1	Louisville	11/20/04
t76.	151	Brian Robinson	15	1	Army	9/16/00
		Elmo Wright	6	1	at Georgia	11/2/68
78.	150	Steven Dunbar	7	0	Tulsa	11/22/14
t79.	149	Deontay Greenberry	9	1	at UTSA	9/28/13
		Tyron Carrier	9	2	at UCF	11/14/09

TicketCity Bowl (Fort Worth, Texas)

81.	148	Justin Johnson	12	1	vs. Penn State	1/1/12
t82.	147	James Cleveland	14	2	at UTEP	10/3/09
		Brian Robinson	12	0	at Cincinnati	10/7/00
t84.	146	Deontay Greenberry	6	1	vs. Rice	9/21/13
		Patrick Edwards	11	1	at East Carolina	9/27/08
t86.	144	Patrick Edwards	8	0	at UTEP	9/29/11
		James Cleveland	7	1	at UCLA	9/18/10
		L.J. Castile	5	3	at Rice	11/29/08
t89.	143	Donnie Avery	6	1	Texas Southern	11/24/07
		Larkay James	6	1	at Florida	9/2/95
		Keith Jack	8	2	Rice	11/28/92
		Manny Hazard	9	3	SMU	10/21/89
t93.	142	Kierrie Johnson	6	1	at Rice	11/29/08
		Orlando Iglesias	9	0	at Southern Miss	10/27/01
		Kevin Johnson	5	1	at Arkansas	10/26/85
t96.	141	Dewayne Peace	11	1	Louisiana Tech	9/8/12
		Tyron Carrier	9	1	UTEP	11/22/08
98.	140	Ken Hebert	7	1	Oklahoma State	10/11/66
t99.	139	Vincent Marshall	6	0	Memphis	10/15/05
		Vincent Marshall	9	1	Army	9/18/04
		Marcus Grant	13	2	SMU	10/19/91
t102.	138	Tyron Carrier	10	1	UCLA	9/3/11
		Marcus Grant	7	1	Baylor	10/5/91
t104.	137	Vincent Marshall	8	1	at Tulsa	10/1/05
		Damion Johnson	8	1	Texas Tech	11/25/95
		Don Bass	6	1	SMU	9/27/75
		Elmo Wright	8	1	Miami (Fla.)	11/1/69
t108.	136	Xavier Maxwell	5	1	BYU	10/19/13
		John Brown III	4	1	Texas Tech	11/30/91
t110.	135	Brandon Middleton	5	2	at East Carolina	9/30/03
		Ron Peters	7	1	Kansas	11/1/94
		Lonell Phea	6	0	at Baylor	10/4/80
		Don Bass	4	0	Tulsa	11/29/75
		Marshall Johnson	6	1	Arizona State	9/16/72
115.	134	Bryan Willingham	4	0	Florida State	11/3/73
t116.	133	Daniel Spencer	10	1	at BYU	9/11/14
		Patrick Edwards	12	2	East Carolina	10/8/11
		Larkay James	8	2	at TCU	10/7/95
		Marcus Grant	10	1	Texas Tech	11/30/91
t120.	132	Freddie Gilbert	14	1	at Rice	11/16/91
		Lonell Phea	6	1	Miami (Fla.)	9/20/80
t122.	131	James Cleveland	11	2	at Mississippi State	10/10/09
		Vincent Marshall	8	1	at Memphis	10/2/04
		Sherman Smith	9	0	Texas A&M	11/12/92
		Kimble Anders	7	0	at Arizona State	9/23/89
t126.	130	Deontay Greenberry	11	1	Tulane	11/8/14
		Brandon Middleton	7	2	Louisville	11/22/03
		Orlando Iglesias	12	0	East Carolina	10/30/99
		Larry Shepherd	8	1	Louisville	9/29/84
		Elmo Wright	6	0	at Mississippi State	10/10/70
t131.	129	Patrick Edwards	5	3	at Tulane	11/10/11
		Vincent Marshall	7	2	Southern Miss	11/13/05
		Brandon Middleton	6	2	at Army	11/15/03
		John Tyson	2	0	at UAB	10/12/02
		James Dixon	9	1	at Texas	11/5/88
		Jason Phillips	10	0	at Missouri	9/17/88
t137.	128	Mark Hafner	6	1	Marshall	11/17/07
		Charles Sims	6	1	Northwestern State	9/5/09
		Pat Orchin	6	1	Utah	11/27/71
		Ken Hebert	3	1	at Michigan State	9/23/67
		Warren McVea	3	1	Washington State	9/23/66
		Vic Hampel	3	1	Detroit	9/28/51



100-YARD RECEIVING GAMES

t143.	127	Demarcus Ayers	13	0	Memphis	11/14/15			
		Tyron Carrier	6	2	Tulsa	11/15/08			
		Brian Robinson	5	1	Louisville	11/30/02			
		Keith Jack	7	0	at TCU	10/30/93			
		Elmo Wright	6	3	at Florida State	9/20/69			
t148.	126	Demarcus Ayers	8	2	Texas State	9/26/15			
		Damion Johnson	7	0	Southern Miss	11/9/96			
		Ken Hebert	6	1	Chattanooga	10/30/65			
		Mike Spratt	4	2	at Alabama	10/26/63			
Advocate Texas Kickoff (Houston, NRG Stadium)									
t152.	125	Steven Dunbar	7	0	vs. Oklahoma	9/3/16			
		Patrick Edwards	7	2	at Southern Miss	11/20/10			
		Vincent Marshall	6	1	Rice	11/26/05			
		Jerrian James	10	1	at Cincinnati	11/14/98			
		Robbie Wheeler	9	1	at Louisville	10/25/97			
t157.	124	Brandon Middleton	4	1	Mississippi State	9/20/03			
		Brian Robinson	12	1	at East Carolina	11/11/00			
		Robbie Wheeler	7	2	Texas	11/11/95			
		Charles West	8	0	at TCU	11/07/95			
		James Dixon	6	2	Tulsa	10/15/88			
t162.	123	Vincent Marshall	9	1	at TCU	10/23/04			
		Marcus Grant	7	1	at Rice	11/16/91			
		Manny Hazard	10	2	Texas Tech	11/25/89			
		James Dixon	12	1	at Temple	11/14/87			
t166.	122	Patrick Edwards	9	1	SMU	10/24/09			
		Charles Sims	10	0	Texas Tech	9/26/09			
		Brandon Middleton	6	2	TCU	10/25/03			
		Brandon Middleton	4	2	Rice	8/31/03			
		Brian Robinson	3	1	East Carolina	11/9/02			
		Marcus Grant	7	0	Texas	11/9/91			
		John Brown III	4	1	at Illinois	9/21/91			
t173.	121	Demarcus Ayers	10	0	Tennessee Tech	9/5/15			
		Jerrian James	11	2	Army	10/10/98			
		Sherman Smith	8	1	at Texas	10/24/92			
		Jason Phillips	6	0	Texas A&M	10/8/88			
		Vic Hampel	5	2	Tulsa	10/11/52			
		Gene Shannon	5	3	at Tulsa	10/13/51			
Texas Bowl (Reliant Stadium, Houston)									
t179.	120	Donnie Avery	0	0	TCU	12/28/07			
		Brandon Middleton	4	1	at Louisiana-Lafayette	9/13/03			
		Marcus Grant	7	0	at Texas A&M	10/26/91			
		Kimble Anders	8	1	at Wyoming	10/17/87			
t183.	119	Linell Bonner	8	0	at Cincinnati	9/15/16			
		Vincent Marshall	6	1	Tulane	9/9/06			
		Brandon Middleton	5	2	USF	11/23/02			
		David Roberson	9	0	at Baylor	10/2/82			
t187.	118	Patrick Edwards	6	0	UTEP	9/10/10			
		Jeron Harvey	6	1	Louisiana-Lafayette	10/7/06			
		Elmo Wright	7	0	at Florida State	11/29/68			
t190.	117	Linell Bonner	9	0	at Navy	10/8/16			
		Daniel Spencer	6	0	at Rutgers	10/26/13			
		Brandon Middleton	3	1	Texas	9/22/01			
		Manny Hazard	14	3	at SMU	10/20/90			
		Jason Phillips	9	1	Sam Houston State	9/26/87			
t195.	116	Donnie Avery	10	1	SMU	11/4/07			
		James Dixon	7	0	Texas A&M	10/8/88			
		Carl Hilton	5	1	at Baylor	10/6/85			
t198.	115	James Cleveland	9	1	at Southern Miss	11/20/10			
		Tyron Carrier	11	1	at UTEP	10/3/09			
		Freddie Gilbert	6	1	at SMU	11/7/92			
		Chuck Weatherspoon	6	1	at Arkansas	10/28/89			
		Chuck Weatherspoon	7	1	Baylor	10/7/89			
		Elmo Wright	3	1	at Mississippi	10/26/68			
t204.	114	Charles Sims	7	2	at SMU	10/18/12			
		Shane Ros	7	1	vs. UAB	10/13/12			
		Jason Phillips	9	0	at Texas A&M	10/10/87			
t207.	113	Donnie Avery	3	0	Tulsa	11/4/06			
		Bryan Willingham	4	0	at Miami (Fla.)	10/19/73			
t209.	112	Steven Dunbar	9	1	at Navy	10/8/16			
		Donnie Avery	8	1	Memphis	10/15/05			
		Elmo Wright	9	2	Alabama	10/24/70			
t212.	111	Tyron Carrier	7	1	at Oklahoma State	9/12/09			
		Donnie Avery	3	1	at UCF	11/5/05			
		Charles West	7	1	Sam Houston State	8/31/96			
		TiAndre Sanders	5	0	at Tulsa	9/5/92			
		Manny Hazard	9	2	Eastern Washington	11/17/90			
		Tracy Good	9	2	UNLV	9/8/90			
		James Dixon	11	1	TCU	10/29/88			
		Brian Williams	4	1	at Wyoming	10/17/87			
t220.	110	Deontay Greenberry	5	0	Grambling State	9/6/14			
		Vincent Marshall	7	0	Tulane	10/30/04			
		Sherman Smith	15	1	at SMU	11/7/92			
		Elmo Wright	5	1	at Tulsa	11/8/69			
t224.	109	Patrick Edwards	7	1	Marshall	10/22/11			
		Keith Jack	4	0	Baylor	10/2/93			
		Freddie Gilbert	16	0	at Miami (Fla.)	9/12/91			
t227.	108	Tyron Carrier	7	1	UAB	10/9/08			
		Brandon Middleton	5	1	UAB	11/29/03			
		James Dixon	15	1	Rice	11/26/88			
		Riley Odoms	8	1	Villanova	10/15/71			
		Elmo Wright	3	3	Mississippi State	10/4/69			
t232.	107	Robbie Wheeler	6	1	at Alabama	8/30/97			
		Jason Phillips	7	0	at Temple	11/14/87			
		Willie Roberts	2	1	Villanova	10/15/71			
t235.	106	Deontay Greenberry	4	1	USF	10/31/13			
Conference USA Championship (Robertson Stadium, Houston)									
		Justin Johnson	7	1	Southern Miss	12/3/11			
		Justin Johnson	7	1	at Tulsa	11/25/11			
		Patrick Edwards	8	0	at Oklahoma State	9/6/08			
		Vincent Marshall	5	1	TCU	10/25/03			
		David Roberson	5	1	Texas A&M	10/9/82			
t241.	105	Chance Allen	4	1	#3/3 Louisville	11/17/16			
		Chance Allen	6	1	at UConn	11/21/15			
		Markeith Ambles	6	1	vs. Vanderbilt	1/4/14			
		Tyron Carrier	12	1	at UAB	11/5/11			
		Orlando Iglesias	13	1	UAB	11/17/01			
		Orlando Iglesias	7	1	at Tulane	11/21/98			
		Orlando Iglesias	6	1	at Alabama	9/11/99			
		Jerrian James	11	0	at Tennessee	9/26/98			
		Ron Peters	3	1	at Texas	10/24/92			
		Brian Williams	6	0	vs. Louisiana Tech	9/10/88			
Bluebonnet Bowl (Houston Astrodome, Houston)									
	105	Bryan Willingham	3	0	vs. Tulane	12/29/73			
t252.		Tyron Carrier	8	0	Texas Tech	9/26/09			
		Donnie Avery	4	1	Alabama	10/6/07			
		Tyron Carrier	6	0	at Marshall	10/28/08			
		Kierrie Johnson	4	1	at East Carolina	9/27/08			
		Paul Smith	2	1	at Arizona State	9/23/89			
t257.	103	Deontay Greenberry							
		Dewayne Peace	10	0	at UCLA	9/15/12			
		Patrick Edwards	5	1	at SMU	10/18/08			
		Mark Hafner	7	2	Southern	8/30/08			
		Donnie Avery	7	0	Tulane	9/15/07			
		Anthony Alridge	3	1	Oregon	9/1/05			
Sheraton Hawai'i Bowl (Honolulu)									
		Chad McCullar	5	1	at Hawai'i	12/25/03			
		Marcus Grant	3	3	TCU	11/3/90			
		Carl Hilton	4	1	at SMU	10/20/84			
t266.	102	Daniel Spencer	9	2	Southern	8/30/13			
		Daniel Adams	6	0	at Texas Tech	11/21/92			
		James Dixon	9	0	Arkansas	10/22/88			
		Ken Hebert	5	1	Georgia	11/4/67			
t270.	101	Dewayne Peace	7	0	Tulane	11/24/12			
		Tyron Carrier	6	1	at Rice	11/29/08			
		Kendal Briles	10	0	at Southern Miss	10/7/04			
		Orlando Iglesias	8	1	Memphis	10/13/01			
		Orlando Iglesias	9	1	Memphis	10/3/98			
		Patrick Cooper	6	1	at Arkansas	10/28/89			
		Manny Hazard	14	0	at Texas A&M	10/14/89			
		Willis Adams	5	1	Rice	12/2/78			
t278.	100	Daniel Spencer	7	1	SMU	11/29/13			
		Larry McDuffey	8	1	at Rice	9/29/12			
		Justin Johnson	5	0	at Louisiana Tech	9/17/11			
Conference USA Championship (Robertson Stadium, Houston)									
		Vincent Marshall	8	0	Southern Miss	12/1/06			
		Donnie Avery	4	1	Oregon	9/1/05			
		Orlando Iglesias	6	0	Texas	9/22/01			
		George Nordgren	2	1	at Florida State	9/17/96			
Tokyo Dome (Tokyo)									
		Craig Alexander	6	0	vs. Arizona State	12/1/90			
		Manny Hazard	5	1	at UNLV	9/2/89			
		Kimble Anders	8	0	Tulsa	10/15/88			

2017 SEASON

COACHING STAFF

THE COUGARS

SEASON REVIEW

HISTORY & RECORDS



100-YARD RECEIVERS

2017 SEASON

COACHING STAFF

THE COUGARS

SEASON REVIEW

HISTORY & RECORDS

PATRICK EDWARDS (18)

Yds.	Att.	TD	Opponent	Date
318	7	5	Rice	10/27/11
<i>TicketCity Bowl (Fort Worth, Texas)</i>				
228	10	2	vs. Penn State	1/1/12
187	8	1	at North Texas	9/10/11
181	8	4	at Tulsa	11/25/11
177	10	0	at Texas Tech	11/27/10
176	11	0	at Tulsa	11/7/09
169	10	3	UCF	11/5/10
169	9	3	at Rice	10/16/10
146	11	1	at East Carolina	9/27/08
144	8	0	at UTEP	9/29/11
133	12	2	East Carolina	10/8/11
129	5	3	at Tulane	11/10/11
125	7	2	at Southern Miss	11/20/10
122	9	1	SMU	10/24/09
118	6	0	UTEP	9/10/10
109	7	1	Marshall	10/26/11
106	8	0	at Oklahoma State	9/6/08
103	5	1	at SMU	10/18/08

VINCENT MARSHALL (15)

Yds.	Att.	TD	Opponent	Date
<i>AutoZone Liberty Bowl (Memphis, Tenn.)</i>				
201	9	2	vs. South Carolina	12/29/06
190	4	0	at Southern Miss	10/7/04
<i>Sheraton Hawai'i Bowl (Honolulu)</i>				
157	7	1	at Hawai'i	12/25/03
152	8	1	Louisville	11/20/04
139	6	0	Memphis	10/15/05
139	9	1	Army	9/18/04
137	8	1	at Tulsa	10/1/05
131	8	1	at Memphis	10/2/04
129	7	2	Southern Miss	11/13/05
125	6	1	Rice	11/26/05
123	9	1	at TCU	10/23/04
119	6	1	Tulane	9/9/06
110	7	0	Tulane	10/30/04
106	5	1	TCU	10/25/03
<i>C-USA Championship (Robertson Stadium, Houston)</i>				
100	8	0	Southern Miss	12/1/06

ELMO WRIGHT (15)

262	7	4	Wyoming	11/22/69
249	7	4	Idaho	11/16/18
244	8	1	Cincinnati	10/4/68
200	12	1	at Oklahoma State	9/27/69
162	3	2	Tulane	9/14/68
154	5	2	Syracuse	9/19/70
151	6	1	at Georgia	11/2/68
137	8	1	Miami (Fla.)	11/1/69
130	6	0	at Mississippi State	10/10/70
127	6	3	at Florida State	9/20/69
118	7	0	at Florida State	11/29/68
115	3	1	at Mississippi	10/26/68
112	9	2	Alabama	10/24/70
110	5	1	at Tulsa	11/8/69
108	3	3	Mississippi State	10/4/69

MANNY HAZARD (14)

Yds.	Att.	TD	Opponent	Date
<i>Played in Tokyo</i>				
224	19	2	Texas	11/11/89
218	13	5	Baylor	10/7/89
201	8	3	vs. Arizona State	12/1/90
194	19	3	at TCU	11/4/89
193	12	3	Temple	9/30/89
164	13	0	TCU	11/3/90
163	16	1	at Arizona State	9/23/89
155	14	1	at Rice	12/2/89
143	9	3	SMU	10/21/89
123	10	2	Texas Tech	11/25/89
117	14	3	at SMU	10/20/90
111	9	2	Eastern Washington	11/17/90
101	14	0	at Texas A&M	10/14/89
100	5	1	at UNLV	9/2/89

DONNIE AVERY (11)

346	13	2	Rice	10/13/07
189	9	2	East Carolina	9/29/07
143	6	1	Texas Southern	11/24/07
<i>Texas Bowl (Reliant Stadium, Houston)</i>				
120	0	0	TCU	12/28/07
116	10	1	SMU	11/4/07
113	3	0	Tulsa	11/4/06
112	8	1	Memphis	10/15/05
111	3	1	at UCF	11/5/05
104	4	1	Alabama	10/6/07
103	7	0	Tulane	9/15/07
100	4	1	Oregon	9/1/05

BRANDON MIDDLETON (11)

175	8	2	at LSU	9/9/00
135	5	2	at East Carolina	9/30/03
130	7	2	Louisville	11/22/03
124	4	1	Mississippi State	9/20/03
129	6	2	at Army	11/15/03
122	6	2	TCU	10/25/03
120	4	1	at Louisiana-Lafayette	9/13/03
119	5	2	USF	11/23/02
117	3	1	Texas	9/22/01
108	5	1	UAB	11/29/03
122	4	2	Rice	8/31/03

JASON PHILLIPS (11)

224	16	2	vs. Louisiana Tech	9/10/88
207	11	2	Rice	11/26/88
175	14	1	Baylor	10/3/87
171	11	4	at Texas	11/5/88
157	11	1	at Texas Tech	11/19/88
155	11	2	Tulsa	10/15/88
129	10	0	at Missouri	9/17/88
121	6	0	Texas A&M	10/8/88
117	9	1	Sam Houston State	9/26/87
114	9	0	at Texas A&M	10/10/87
107	7	0	at Temple	11/14/87

TYRON CARRIER (11)

149	9	2	at UCF	11/14/09
141	9	1	UTEP	11/22/08
138	10	1	UCLA	9/3/11
127	6	2	Tulsa	11/15/08
115	11	1	at UTEP	10/3/09
111	7	1	at Oklahoma State	9/12/09
108	7	1	UAB	10/9/08
105	12	1	at UAB	11/5/11
104	8	0	Texas Tech	9/26/09
104	6	0	at Marshall	10/28/08
101	6	1	at Rice	11/29/08

ORLANDO IGLESIAS (10)

171	8	1	at Minnesota	9/27/97
155	11	0	Southern Miss	11/7/98
142	9	0	at Southern Miss	10/27/01
130	12	0	East Carolina	10/30/99
105	13	1	UAB	11/17/01
105	6	1	at Alabama	9/11/99
105	7	1	at Tulane	11/21/98
101	8	1	Memphis	10/13/01
100	6	0	Texas	9/22/01
101	9	1	Memphis	10/3/98

MARCUS GRANT (9)

173	8	1	Louisiana Tech	8/31/91
159	11	3	at TCU	11/23/91
139	13	2	SMU	10/19/91
138	7	1	Baylor	10/5/91
133	10	1	Texas Tech	11/30/91
123	7	1	at Rice	11/16/91
122	7	0	Texas	11/9/91
120	7	0	at Texas A&M	10/26/91
103	3	3	TCU	11/3/90

JAMES DIXON (8)

160	7	3	at Missouri	9/17/88
129	9	1	at Texas	11/5/88
124	6	2	Tulsa	10/15/88
123	12	1	at Temple	11/14/87
116	7	0	Texas A&M	10/8/88
111	11	1	TCU	10/29/88
108	15	1	Rice	11/26/88
102	9	0	Arkansas	10/22/88

DEONTAY GREENBERRY (8)

168	8	3	at Rutgers	10/26/13
165	14	0	at Temple	9/7/13
149	9	1	at UTSA	9/28/13
146	6	1	vs. Rice	9/21/13
136	12	1	vs. Tulane	11/8/14
110	5	0	Grambling State	9/6/14
106	4	1	USF	10/31/13
103	9	0	at Cincinnati	12/6/14

JAMES CLEVELAND (7)

241	19	3	at East Carolina	12/5/09
190	13	2	Southern Miss	10/31/09
167	12	3	at Tulsa	11/7/09
144	7	1	at UCLA	9/18/10
<i>C-USA Championship (Greenville, N.C.)</i>				
147	14	2	at UTEP	10/3/09
131	11	2	at Mississippi State	10/10/09
115	9	1	at Southern Miss	11/20/10

FREDDIE GILBERT (6)

189	1	1	at Texas	10/24/92
180	11	2	Louisiana Tech	8/31/91
156	16	3	Texas Tech	11/30/91
132	14	1	at Rice	11/16/91
115	6	1	at SMU	11/7/92
109	16	0	at Miami (Fla.)	9/12/91

KEN HEBERT (6)

205	5	4	Tampa	10/29/66
158	5	1	at Kentucky	11/12/66
140	7	1	Oklahoma State	10/1/66
128	3	1	at Michigan State	9/23/67
126	6	1	Chattanooga	10/30/65
102	5	1	Georgia	11/4/67

BRIAN ROBINSON (6)

154	11	0	at Tulane	11/4/00
151	15	1	Army	9/16/00
147	12	0	at Cincinnati	10/7/00
127	5	1	Louisville	11/30/02
124	12	1	at East Carolina	11/11/00
122	3	1	East Carolina	11/9/02

DANIEL SPENCER (6)

186	7	1	BYU	10/19/13
157	7	1	Louisiana Tech	9/8/12
133	10	1	at BYU	9/11/14
117	6	0	at Rutgers	10/26/13
102	9	2	Southern	8/30/13
100	7	1	SMU	11/29/13

DEMARCUS AYERS (4)

161	8	1	Navy	11/27/15
127	13	0	Memphis	11/4/15
126	8	2	Texas State	9/26/15
121	10	0	Tennessee Tech	9/5/15

LINELL BONNER (4)

235	17	1	at Memphis	11/25/16
159	12	1	UConn	9/29/16
119	8	0	at Cincinnati	9/15/16
117	9	0	at Navy	10/8/16

JOHN BROWN III (4)

<i>Played in Tokyo</i>				
174	6	3	vs. Arizona State	12/1/90
168	11	2	at UNLV	9/2/89
136	4	1	Texas Tech	11/30/91
122	4	1	at Illinois	9/21/91

JERRIAN JAMES (4)

164	9	1	at UCLA	9/19/98
125	10	1	at Cincinnati	11/14/98
121	11	2	Army	10/10/98
105	11			

100-YARD RECEIVERS

MARK HAFNER (3)

160	10	0	at SMU	10/18/08
128	6	1	Marshall	11/17/07
103	7	2	Southern	8/30/08

KEITH JACK (3)

143	8	2	Rice	11/28/92
127	7	0	at TCU	10/30/93
109	4	0	Baylor	10/2/93

DEWAYNE PEACE (3)

141	11	1	Louisiana Tech	9/8/12
103	10	0	at UCLA	9/15/12
101	7	0	Tulane	11/24/12

RON PETERS (3)

163	6	3	Rice	11/28/92
135	7	1	Kansas	11/1/94
105	3	1	at Texas	10/24/92

CHARLES SIMS (3)

128	6	1	Northwestern State	9/5/09
122	10	0	Texas Tech	9/26/09
114	7	2	at SMU	10/18/12

SHERMAN SMITH (3)

131	9	0	Texas A&M	11/12/92
121	8	1	at Texas	10/24/92
110	15	1	at SMU	11/7/92

CHUCK WEATHERSPOON (3)

163	13	0	at Rice	12/2/89
115	6	1	at Arkansas	10/28/89
115	7	1	Baylor	10/7/89

ROBBIE WHEELER (3)

125	9	1	at Louisville	10/25/97
124	7	2	Texas	11/11/95
107	6	1	at Alabama	8/30/97

BRIAN WILLIAMS (3)

173	4	2	SMU	10/21/89
111	4	1	at Wyoming	10/17/87
105	6	0	vs. Louisiana Tech	9/10/88

BRYAN WILLINGHAM (3)*Bluebonnet Bowl (Houston Astrodome, Houston)*

134	4	0	Florida State	11/3/73
113	4	0	at Miami (Fla.)	10/19/73
105	3	0	vs. Tulane	12/29/73

CHANCE ALLEN (2)

105	4	1	#3/3 Louisville	11/17/16
105	6	1	at UConn	11/21/15

VIC HAMPEL (2)

128	3	1	Detroit	9/28/51
121	5	2	Tulsa	10/11/52

JERON HARVEY (2)

174	5	2	Southern Miss	10/14/06
118	6	1	Louisiana-Lafayette	10/7/06

CARL HILTON (2)

116	5	1	at Baylor	10/6/85
103	4	1	at SMU	10/20/84

LARKAY JAMES (2)

143	6	1	at Florida	9/2/95
133	8	2	at TCU	10/7/95

DAMION JOHNSON (2)

137	8	1	Texas Tech	11/25/95
126	7	0	Southern Miss	11/9/96

KEVIN JOHNSON (2)

171	6	2	Texas Tech	11/19/83
142	5	1	at Arkansas	10/26/85

KIERRIE JOHNSON (2)

142	6	1	at Rice	11/29/08
104	4	1	at East Carolina	9/27/08

WARREN McVEA (2)

201	6	2	Mississippi State	11/6/65
128	3	1	Washington State	9/23/66

RILEY ODOMS (2)

166	7	2	San Jose State	10/2/71
108	8	1	Villanova	10/15/71

PAT ORCHIN (2)

166	6	1	Memphis	11/6/71
128	6	1	Utah	11/27/71

LONELL PHEA (2)

135	6	0	at Baylor	10/04/80
132	6	1	Miami (Fla.)	9/20/80

DAVID ROBERSON (2)

119	9	0	at Baylor	10/2/82
106	5	1	Texas A&M	10/9/82

PAUL SMITH (2)

255	6	3	SMU	10/21/89
104	2	1	at Arizona State	9/23/89

CHARLES WEST (2)

124	8	0	at TCU	10/7/95
111	7	1	Sam Houston State	8/31/96

MARKEITH AMBLES (1)

105	6	1	vs. Vanderbilt	1/4/14
-----	---	---	----------------	--------

DANIEL ADAMS (1)

102	6	0	at Texas Tech	11/21/92
-----	---	---	---------------	----------

WILLIS ADAMS (1)

101	5	1	Rice	12/2/78
-----	---	---	------	---------

CRAIG ALEXANDER (1)*Played in Tokyo*

100	6	0	vs. Arizona State	12/1/90
-----	---	---	-------------------	---------

ANTHONY ALDRIDGE (1)

103	3	1	Oregon	9/1/05
-----	---	---	--------	--------

KeyKOWA BELL (1)

157	10	1	SMU	9/30/00
-----	----	---	-----	---------

KENDAL BRILES (1)

101	10	0	at Southern Miss	10/7/04
-----	----	---	------------------	---------

EVERETT "JET" BROWN (1)

170	8	2	TCU	11/1/86
-----	---	---	-----	---------

L.J. CASTILE (1)

144	5	3	at Rice	11/29/08
-----	---	---	---------	----------

ROBERT FORD (1)

231	7	3	San Diego State	10/14/72
-----	---	---	-----------------	----------

TRACY GOOD (1)

111	9	2	UNLV	9/8/90
-----	---	---	------	--------

MARSHALL JOHNSON (1)

135	6	1	Arizona State	9/16/72
-----	---	---	---------------	---------

XAVIER MAXWELL (1)

136	5	1	BYU	10/19/13
-----	---	---	-----	----------

CHAD McCULLAR (1)*Sheraton Hawai'i Bowl (Honolulu)*

103	5	1	at Hawai'i	12/25/03
-----	---	---	------------	----------

LARRY McDUFFEY (1)

100	8	1	at Rice	9/29/12
-----	---	---	---------	---------

GEORGE NORDGREN (1)

100	2	1	at Florida State	9/17/96
-----	---	---	------------------	---------

WILLIE ROBERTS (1)

107	2	1	Villanova	10/15/71
-----	---	---	-----------	----------

SHANE ROS (1)

114	7	1	vs. UAB	10/13/12
-----	---	---	---------	----------

TiANDRE SANDERS (1)

111	5	0	at Tulsa	9/5/92
-----	---	---	----------	--------

GENE SHANNON (1)

121	5	3	at Tulsa	10/13/51
-----	---	---	----------	----------

LARRY SHEPHERD (1)

130	8	1	Louisville	9/29/84
-----	---	---	------------	---------

DANIEL SPENCER (1)

100	7	1	SMU	11/29/13
-----	---	---	-----	----------

MIKE SPRATT (1)

126	4	2	at Alabama	10/26/63
-----	---	---	------------	----------

JOHN TYSON (1)

129	2	0	at UAB	10/12/02
-----	---	---	--------	----------



ALL-PURPOSE RECORDS

2017 SEASON

COACHING STAFF

THE COUGARS

SEASON REVIEW

HISTORY & RECORDS

ALL-PURPOSE YARDS • GAME

Rk.	Yds.	Player	Ru	R	K	PR	Opponent	Date
1.	427	Donnie Avery	0	346	81	0	Rice	10/13/07
2.	372	Chuck Weatherspoon	123	85	34	130	Eastern Washington	11/17/90
3.	350	Donnie Avery	0	189	161	0	East Carolina	9/29/07
4.	330	Gene Shannon	148	84	96	2	Villanova	10/27/51
5.	328	Chuck Weatherspoon	123	53	0	152	at Arizona State	9/23/89
6.	325	Anthony Alridge	20	-88	32	0	at Oregon	9/1/07
7.	318	Patrick Edwards	0	318	0	0	Rice	10/27/11
8.	300	Joffrey Reynolds	300	0	0	0	East Carolina	11/9/02
9.	294	Anthony Evans	282	12	0	0	Army	9/18/04
10.	292	Tyron Carrier	23	127	142	0	Tulsa	11/15/08
11.	284	Parick Edwards	0	106	178	0	at Oklahoma State	9/6/08
12.	283	Demarcus Ayers	15	93	0	175	at Tulane	10/16/15
13.	282	Paul Gipson	282	0	0	0	Tulsa	11/23/68
AutoZone Liberty Bowl (Memphis, Tenn.)								
14.	279	Vincent Marshall	0	201	67	11	vs South Carolina	12/29/06
15.	272	Antowain Smith	231	26	15	0	Southern Miss	11/9/96
t16.	270	Anthony Alridge	225	33	12	0	at SMU	11/11/06
		Marshall Johnson	0	135	120	15	Arizona State	9/16/72
		Chuck Weatherspoon	178	92	0	0	TCU	11/3/90
t19.	267	Elmo Wright	5	262	0	0	Wyoming	11/22/69
		Paul Gipson	229	0	38	0	Georgia	11/4/67
t21.	265	Tyron Carrier	32	141	78	14	UTEP	11/22/08
		Tyron Carrier	2	101	142	20	at Rice	11/29/08
		Charles Sims	210	55	0	0	North Texas	10/6/12
24.	264	Robert Newhouse	237	0	27	0	at Cincinnati	9/25/71
25.	263	Bryce Beall	167	96	0	0	UTEP	11/22/08
26.	262	Elmo Wright	13	249	0	0	Idaho	11/16/68
27.	259	Anthony Alridge	204	43	12	0	at UTEP	10/27/07
28.	258	Don Bass	33	137	89	(-1)	SMU	9/27/75
29.	254	James Dixon	0	37	217	0	Sam Houston State	9/26/87
30.	252	Charles Sims	207	45	0	0	at Tulane	11/10/11
31.	250	Gene Shannon	183	41	26	0	at Detroit	9/28/51
32.	243	Ketric Sanford	212	5	26	0	Tulane	11/6/99

ALL-PURPOSE YARDS • SEASON

Rk.	Yds.	Player	Plays	Rush	Rec	KR	PR	Year
1.	2,391	Chuck Weatherspoon	226	1,146	735	95	415	1989
2.	2,258	Anthony Alridge	310	1,597	428	233	0	2007
3.	2,213	Tyron Carrier	142	125	1,029	73	986	2009
4.	2,038	Chuck Weatherspoon	229	1,097	560	185	196	1990
5.	1,988	Robert Newhouse	286	1,757	35	196	0	1971
6.	1,968	Patrick Edwards	106	6	1,752	0	210	2011
7.	1,880	Donnie Avery	106	0	1,456	424	0	2007
8.	1,844	Tyron Carrier	127	140	1,026	601	77	2008
9.	1,836	Anthony Alridge	141	959	274	603	0	2006
10.	1,786	Paul Gipson	253	1,550	9	227	0	1968
11.	1,752	Bryce Beall	233	1,247	496	9	0	2008
12.	1,729	Tyron Carrier	129	15	958	756	0	2011
t13.	1,704	Tyron Carrier	106	50	480	1,174	0	2010
		Gene Shannon	177	1,036	345	323	0	1951
15.	1,689	Manny Hazard	142	0	1,689	0	0	1989
16.	1,680	Joffrey Reynolds	335	1,621	19	0	0	2002
17.	1,668	James Dixon	127	0	1,103	565	0	1988
18.	1,659	Demarcus Ayers	151	147	1,222	0	290	2015
19.	1,589	Ketric Sanford	249	1,199	113	277	0	1999
20.	1,562	James Dixon	92	0	659	903	0	1987
21.	1,530	Ketric Sanford	259	1,135	171	305	0	1998
22.	1,498	Kimble Anders	219	815	707	0	0	1987

ALL-PURPOSE YARDS • CAREER

Rk.	Yds.	Player	Plays	Rush	Rec	KR	PR	IR	Years
1.	7,490	Tyron Carrier	504	330	3,493	3,517	150	0	2008-11
2.	5,817	Ketric Sanford	873	3,636	476	1,705	0	0	1996-99
3.	5,715	Chuck Weatherspoon	595	3,247	1,375	482	611	0	1987-90
4.	5,503	Patrick Edwards	351	49	4,507	441	506	0	2008-11
5.	4,762	Vincent Marshall	357	299	3,770	370	323	0	2003-06
6.	4,438	Anthony Alridge	474	2,595	997	846	0	0	2005-07
7.	4,213	Donnie Avery	253	0	3,289	896	0	0	2004-07
8.	4,111	Bryce Beall	641	3,098	1,004	9	0	0	2008-11
9.	4,096	Brandon Middleton	200	21	2,873	1,200	2	0	1999-03
10.	4,077	Charles Sims	542	2,370	1,707	0	0	0	2009-12
11.	3,763	Demarcus Ayers	273	151	1,687	1,613	312	0	2013-15
12.	3,755	Gene Shannon	439	2,332	658	657	108	0	1949-51
13.	3,673	Joffrey Reynolds	722	2,946	677	50	0	0	1999-02
14.	3,649	Kenneth Farrow	637	2,975	546	128	0	0	2011-15
15.	3,482	Elmo Wright	166	135	3,347	0	0	0	1968-70
16.	3,416	Robert Newhouse	472	2,961	39	416	0	0	1969-71
17.	3,314	Kimble Anders	438	1,359	1,718	32	205	0	1985-89
18.	3,255	Paul Gipson	479	2,769	122	364	0	0	1966-68
19.	3,230	James Dixon	219	0	1,762	1,468	0	0	1987-88
20.	3,009	Warren McVea	286	1,461	841	685	22	0	1965-67
21.	3,006	Ryan Jackson	490	1,930	708	368	0	0	2012-15
22.	2,957	Max Clark	340	1,580	360	434	566	11	1948-50
23.	2,810	Orlando Iglesias	222	0	2,810	0	0	0	1997-01
24.	2,679	Alois Blackwell	439	2,467	108	104	0	0	1975-77
25.	2,672	Greg Ward Jr.	594	2,375	228	0	69	0	2013-16
26.	2,638	Manny Hazard	221	3	2,635	0	0	0	1989-90
27.	2,618	Deontay Greenberry	203	6	2,612	0	0	0	2012-14
28.	2,490	Jason Phillips	224	0	2,319	0	156	0	1987-88
29.	2,456	Anthony Evans	506	2,295	74	87	0	0	2001-05
30.	2,393	Terald Clark	475	2,144	173	76	0	0	1978-80
31.	2,368	Lonell Phea	166	57	1,408	313	590	0	1978-81
32.	2,334	Don Bass	152	145	1,821	336	32	0	1974-77
33.	2,267	Ken Bolin	251	1,058	242	798	121	48	1959-61
34.	2,226	Antowain Smith	398	1,847	323	56	0	0	1995-96
35.	2,204	Jackie Battle	450	2,120	45	39	0	0	2002-06
36.	2,179	Michael Hayes	363	1,356	810	13	0	0	2010-11
37.	2,178	Marshall Johnson	293	1,587	347	229	15	0	1972-74
t38.	2,088	Jim Strong	308	1,936	152	0	0	0	1967-69
		TiAndre Sanders	272	959	876	253	0	0	1990-93
40.	2,055	Robbie Wheeler	170	38	1,149	765	103	0	1995-97
41.	2,040	Joe Lopasky	256	668	321	343	708	0	1962-64
42.	2,015	Willie Roberts	111	129	399	1,456	31	0	1969-71
43.	2,013	James Cleveland	162	(-1)	2,014	0	0	0	2009-10
44.	2,002	Daniel Spencer	150	179	1,754	0	69	0	2011-14
45.	2,001	Tracy Good	179	9	1,236	756	0	0	1989-92
46.	1,951	Charles West	177	2	1,371	237	341	0	1993-96



TOTAL OFFENSE RECORDS

PLAYS - GAME

Rk.	Plays	Player	Rush	Pass	Opponent	Date
1.	83	Greg Ward Jr.	16	67	at Memphis	11/25/16
t2.	82	Case Keenum	7	75	at East Carolina	12/5/09
		David Klingler	6	76	at SMU	10/20/90
4.	81	David Piland	4	77	vs. Louisiana Tech	9/8/12
5.	80	David Klingler	10	70	Texas Tech	11/30/91
t6.	79	Case Keenum	3	76	at UTEP	10/3/09
		David Klingler	16	63	at TCU	11/23/91

Played in Tokyo

		David Klingler	9	70	vs. Arizona State	12/1/90
--	--	----------------	---	----	-------------------	---------

TicketCity Bowl (Fort Worth, Texas)

9.	76	Case Keenum	7	69	vs. Penn State	1/1/12
t10.	73	Case Keenum	6	67	Southern Miss	12/3/11
		David Klingler	5	68	at Baylor	10/6/90
12.	72	Jimmy Klingler	1	71	Rice	11/28/92
13	71	Andre Ware	2	69	at Arizona State	9/23/89
t14.	70	Case Keenum	9	61	at Oklahoma State	9/6/08
		Jimmy Klingler	5	65	TCU	10/31/92
		Andre Ware	8	62	Baylor	10/3/87

PLAYS - SEASON

Rk.	No.	Player	Rush	Pass	Year
1.	760	Case Keenum	60	700	2009
2.	704	David Klingler	61	643	1990
3.	666	Greg Ward Jr.	469	196	2016
4.	665	Case Keenum	76	589	2008
5.	660	Case Keenum	57	603	2011
6.	628	André Ware	50	578	1989
7.	590	David Klingler	92	48	1991
8.	544	Jimmy Klingler	40	504	1992
t9.	543	Greg Ward Jr.	198	345	2015
		Kevin Kolb	111	432	2006

PLAYS - CAREER

Rk.	No.	Player	Rush	Pass	Years
1.	2,529	Case Keenum	300	2,229	2007-11
2.	2,037	Kevin Kolb	472	1,565	2003-06
3.	1,664	Greg Ward Jr.	558	1,106	2013-16
4.	1,533	Jason McKinley	145	1,385	1997-00
5.	1,432	David Klingler	170	1,262	1988-91
6.	1,284	Chuck Clements	92	1,182	1993-96
7.	1,260	Gerald Landry	552	708	1983-86
8.	1,194	André Ware	120	1,074	1987-89
9	906	David Piland	73	833	2010-13
10.	885	Lionel Wilson	459	426	1980-83

TOTAL OFFENSE - GAME

Rk.	Yds.	Player	Rush	Pass	Opponent	Date
1.	732	David Klingler	16	716	vs. Arizona State	12/1/90
2.	625	David Klingler	62	563	TCU	11/3/90
3.	612	Jimmy Klingler	-1	613	Rice	11/28/92
4.	584	David Piland	4	580	Louisiana Tech	9/8/12
t5.	578	Kevin Kolb	144	534	TCU	10/25/03
		David Klingler	6	572	Eastern Washington	11/17/90
7.	569	Case Keenum	10	559	Southern Miss	10/31/09
8.	552	Greg Ward Jr.	65	487	at Memphis	11/25/16
9.	545	Case Keenum	21	524	at Tulsa	11/7/09
10.	544	Case Keenum	8	536	at UTEP	10/3/09

TicketCity Bowl (Cotton Bowl, Dallas)

11.	542	Case Keenum	10	532	vs. Penn State	1/1/12
12.	539	Case Keenum	12	527	at East Carolina	12/5/09
13.	527	David Klingler	17	510	Louisiana Tech	8/31/91
t14.	519	Case Keenum	-15	534	at Rice	10/27/11
		David Klingler	-14	533	Texas Tech	11/30/91
16.	513	Case Keenum	19	494	at Rice	11/29/08
17.	510	Andre Ware	-5	517	SMU	10/21/89
18.	507	Andre Ware	30	477	at TCU	11/4/89

TOTAL OFFENSE - SEASON

Rk.	Yds.	Player	Plays	Rush	Pass	Year
1.	5,829	Case Keenum	760	158	5,671	2009
2.	5,666	Case Keenum	660	35	5,631	2011
3.	5,241	Case Keenum	665	221	5,020	2008
4.	5,221	David Klingler	704	81	5,140	1990
5.	4,661	André Ware	528	-38	4,669	1989
6	4,075	Greg Ward Jr.	666	518	3,557	2016
7.	3,953	Kevin Kolb	543	154	3,809	2006
8.	3,936	Greg Ward Jr.	543	1,108	2,282	2015
9.	3,768	Jimmy Klingler	544	-50	3,818	1992
10.	3,477	Kevin Kolb	499	346	3,131	2003
11.	3,458	Kevin Kolb	524	200	3,258	2005
12.	3,226	David Klingler	590	-162	3,388	1991
13	3,221	John O'Korn	523	104	3,117	2013
14	3,119	David Piland	493	190	2,929	2012
15.	2,817	Kevin Kolb	471	51	2,766	2004
16.	2,671	Case Keenum	376	412	2,259	2007
17.	2,669	David Piland	368	28	2,641	2010
18.	2,585	Chuck Clements	473	-56	2,641	1995
19.	2,583	Greg Ward Jr.	381	573	2,010	2014
20.	2,565	Jason McKinley	501	-131	2,696	2000
21.	2,459	Andre Ware	391	-48	2,507	1988
22.	2,334	Chuck Clements	380	-83	2,417	1996
23.	2,320	Jason McKinley	409	-117	2,437	1998
24.	2,038	Gerald Landry	408	414	1,624	1985
25.	2,015	Nick Eddy	302	-39	2,054	2002
26.	1,887	Gerald Landry	412	384	1,503	1984

TOTAL OFFENSE - CAREER

Rk.	Yds.	Player	Rush	Pass	Plays	Years
1.	20,114	Case Keenum	897	19,217	2,529	2007-11
2.	13,715	Kevin Kolb	751	12,964	2,037	2003-06
3.	11,080	Greg Ward Jr.	2,375	8,705	1,664	2013-16
4.	9,327	David Klingler	-103	9,430	1,432	1988-91
5.	8,277	Jason McKinley	-417	8,694	1,533	1997-00
6.	8,058	André Ware	-144	8,202	1,194	1987-89
7.	6,893	Chuck Clements	-219	7,112	1,285	1993-96
8.	6,039	David Piland	249	5,790	906	2010-13
9.	5,829	Gerald Landry	1,317	4,512	1,260	1983-86
10.	5,122	Jimmy Klingler	-122	5,244	830	1991-93
11.	4,698	Gary Mullins	4,095	756	603	1969-71
12.	4,387	Lionel Wilson	1,338	3,049	459	1980-83
13.	4,190	John O'Korn	122	4,068	728	2013-14
14.	3,752	Ketric Sanford	3,636	116	743	1996-99
15.	3,697	D.C. Nobles	991	2,706	234	1971-73
16.	3,663	Bo Burris	415	3,248	208	1964-66
17.	3,575	Danny Davis	873	2,702	303	1976-78
18.	3,247	Chuck Weatherspoon	3,247	0	395	1987-90
19.	3,246	David Dacus	-200	3,446	585	1987-88
20.	3,098	Bryce Beall	0	3,098	553	2008-11
21.	3,003	Nick Eddy	-74	3,077	507	2001-02
22.	2,975	Kenneth Farrow	2,975	0	561	2012-15
23.	2,961	Robert Newhouse	2,961	0	461	1969-71
24.	2,946	Joffrey Reynolds	2,946	0	640	1998-02
25.	2,843	Paul Gipson	2,769	74	450	1966-68
26.	2,719	Delrick Brown	798	1,921	460	1975-79
27	2,629	Anthony Alridge	2,595	34	368	2003-07
28.	2,528	Ken Bailey	486	2,042	454	1967-69
29.	2,467	Alois Blackwell	2,467	0	428	1975-77
30.	2,370	Charles Sims	2,370	0	385	2009-12
31.	2,332	Gene Shannon	2,332	0	369	1949-51
32.	2,295	Anthony Evans	2,295	0	492	2001-05
33.	2,144	Terald Clark	2,144	0	456	1978-80
34.	2,126	Bobby Clatterbuck	125	2,001	516	1951-53
35.	2,120	Jackie Battle	2,120	0	441	2002-06
36.	2,108	Bubba McGallion	854	1,254	405	1974-76
37.	1,936	Jim Strong	1,936	0	301	1967-69

2017 SEASON

COACHING STAFF

THE COUGARS

SEASON REVIEW

HISTORY & RECORDS



RETURNS RECORDS

2017 SEASON

COACHING STAFF

THE COUGARS

SEASON REVIEW

HISTORY & RECORDS

PUNT RETURN YARDS - GAME

Minimum 5 returns

Rk.	Yds.	Player	Ret.	Year	Date
1.	199	Don Bean	5	Tulsa	11/5/66
2.	175	Demarcus Ayers	8	at Tulane	10/16/15
3.	172	Don Bean	6	Mississippi State	10/21/67
4.	152	Chuck Weatherspoon	8	Arizona State	9/23/89
5.	137	Jamie Mouton	5	TCU	10/31/92
6.	132	Pat Orchin	8	Villanova	10/15/71
7.	130	Chuck Weatherspoon	5	Eastern Washington	11/17/90
8.	120	Don Bean	8	Utah	12/3/66
9.	118	Don Bean	7	Mississippi	10/28/67
10.	115	Eric Herring	5	Texas Tech	11/25/78
11.	109	Chad McCullar	6	Rice	8/30/03
12.	97	Jolly Hartsell	5	West Texas State	10/15/49

PUNT RETURN YARDS - SEASON

Minimum 10 returns

Rk.	Yds.	Player	Ret.	Year
1.	522	Don Bean	45	1967
2.	415	Chuck Weatherspoon	46	1989
3.	384	Don Bean	19	1966
4.	290	Demarcus Ayers	28	2015
5.	282	Chad McCullar	28	2003
6.	278	Jamie Mouton	18	1992
7.	277	Kenny Hill	29	1999
8.	260	Billy Polson	22	1952
9.	256	Jolly Hartsell	25	1949
10.	249	KeyKowa Bell	30	2002
11.	236	Robert Ford	23	1972
	236	Charles West	18	1996
13.	232	Lonell Phea	17	1980
14.	231	Mike Simpson	19	1968
		Patrick Edwards	15	2010
16.	227	Lonell Phea	21	1981

PUNT RETURN YARDS - CAREER

Rk.	Yds.	Player	Ret.	Years
1.	906	Don Bean	64	1966-67
2.	611	Chuck Weatherspoon	58	1987-90
3.	590	Lonell Phea	59	1978-81
4.	450	Robert Ford	50	1970-72
5.	441	Patrick Edwards	30	2008-11
6.	434	Max Clark	33	1948-50
7.	367	Billy Polson	33	1952-54
8.	343	Joe Lopasky	19	1962-64
9.	341	Charles West	33	1993-96
10.	332	Orby Crenshaw	61	1982-86
11.	325	Harold Lewis	22	1956-58
12.	323	Vincent Marshall	32	2003-06
		Kennie Stegall	19	1953-55
14.	312	Demarcus Ayers	33	2013-15
15.	296	Kenny Hill	32	1998-99
16.	291	Jolly Hartsell	28	1948-50
17.	288	Jamie Mouton	21	1989-95

PUNT RETURN AVERAGE - SEASON

Minimum 5 returns

Rk.	Avg.	Player	Yds.	Ret.	Year
1.	24.57	Ken Stegall	172	7	1955
2.	21.60	Damian Payne	108	5	2011
3.	20.21	Don Bean	384	19	1966
4.	19.00	Joe Lopasky	152	8	1963
5.	17.43	Harold Lewis	122	7	1956
6.	17.40	Ken Stegall	87	5	1953
7.	16.33	Chuck Weatherspoon	196	12	1990
8.	16.29	Harold Lewis	114	7	1958
9.	16.14	Robert Giblin	113	7	1974
10.	15.91	Larry Lindsey	175	11	1960
11.	15.60	Billy Smith	78	5	1962
12.	15.44	Jamie Mouton	278	18	1992
13.	15.40	Patrick Edwards	231	15	2010
14.	15.00	Eric Herring	120	8	1978
15.	14.58	Vincent Marshall	175	12	2005

PUNT RETURN AVERAGE - CAREER

Minimum 10 returns

Rk.	Avg.	Player	Yds.	Ret	Years
1.	18.05	Joe Lopasky	343	19	1962-64
2.	17.00	Kennie Stegall	323	19	1953-55
3.	15.91	Larry Lindsey	175	11	1959-61
4.	14.77	Harold Lewis	325	22	1956-58
5.	14.70	Patrick Edwards	441	30	2008-11
6.	14.16	Don Bean	906	64	1966-67
7.	13.71	Jamie Mouton	288	21	1989-92
8.	13.15	Max Clark	434	33	1948-50
9.	12.06	Kimble Anders	205	17	1985-89
10.	11.92	Carl Mittag	143	12	1949-50
11.	11.79	Don Brown	165	14	1957-58
12.	11.67	Mike Simpson	245	21	1966-68
13.	11.47	Billy Polson	367	32	1952-54
14.	11.00	Ken Bolin	121	11	1959-61

PUNT RETURN TOUCHDOWNS - GAME

Rk.	Avg.	Player	Yds.	Opponent	Date
1.	2	Don Bean	63-66	vs. Tulsa	11/5/66
2.	1	Demarcus Ayers	73	at Tulane	10/16/15
	1	Damian Payne	76	at Tulane	11/10/11
	1	Patrick Edwards	70	at Tulane	11/10/11
	1	Patrick Edwards	74	Memphis	10/30/10
	1	Vincent Marshall	56	at Mississippi State	10/22/05
	1	Charles West	87	Southern Miss	11/9/96
	1	Jamie Mouton	78	TCU	10/31/92
1 (BK)		Michael Newhouse	2	SMU	10/19/91
1 (BK)		Zach Chatman	0	at Arkansas	10/12/91
	1	Chuck Weatherspoon	58	at Arizona State	9/23/89
1 (BK)		Patrick Cooper	1	at UNLV	9/2/89
	1	David Bearden	28	Baylor	10/5/85
	1	Eric Herring	72	Texas Tech	11/25/78
1 (BK)		Mark Mohr	0	at Virginia Tech	9/28/74
	1	Joe Rust	53	Virginia Tech	10/12/73
	1	Pat Orchin	62	Villanova	10/15/71
	1	Frank Ditta	52	Oregon State	10/17/70
	1	Mike Simpson	58	Tulsa	11/23/68
	1	Mike Simpson	67	Tulane	9/14/68
	1	Don Bean	75	at Mississippi	10/28/67
	1	Don Bean	65	Mississippi State	10/21/67
	1	Don Bean	60	Utah	12/3/66
	1	Dick Spratt	82	Florida State	9/17/66
	1	Joe Lopasky	82	Auburn	9/21/63
	1	Frank Brewer	26	Cincinnati	12/1/62
	1	Clem Beard	46	Tulsa	11/10/62
	1	Harold Lewis	64	Texas Tech	11/29/58
	1	Harold Lewis	65	Wichita State	11/3/56
	1	Kennie Stegall	71	Montana	9/17/55
1 (BK)		Frank James	9	Wyoming	12/6/52
1 (BK)		Buddy Gillioz	0	Baylor	11/15/52
1 (BK)		Buddy Gillioz	0	Tulsa	10/11/52
	1	Phil Koonce	8	Wichita State	10/28/50
	1	Jolly Hartsell	72	West Texas State	9/15/49
1 (BK)		Bill Hollis	0	Sam Houston State	11/25/48
	1	Max Clark	70	Texas A&I	9/18/48

PUNT RETURN TOUCHDOWNS - SEASON

Rk.	No.	Player	Yds.	Year
1.	4	Don Bean	63-66-60-82	1966
2.	2	Mike Simpson	58-81	1968
	2	Don Bean	75-65	1967
	2	Buddy Gillioz	0 (BK)-0 (BK)	1952
4.	1	done 29 times; most recently by Demarcus Ayers	73	2015



RETURNS RECORDS

KICKOFF RETURN YARDS - GAME

Rk.	Yds.	Player	Ret.	Year
1.	217	James Dixon	7	Sam Houston State 9/26/87
2.	204	Tyron Carrier	8	at Southern Miss 11/20/10
3.	178	Patrick Edwards	8	at Oklahoma State 9/6/08
4.	171	James Dixon	5	at Texas A&M 10/10/87
5.	176	Ricky Wilson	5	at Louisville 11/22/03
6.	167	Demarcus Ayers	4	BYU 10/19/13
7.	161	Donnie Avery	4	East Carolina 9/29/07
8.	159	Tyron Carrier	4	SMU 10/24/09
9.	150	James Dixon	4	at Arkansas 10/24/87
10.	148	Brandon Wilson	4	at Louisville 9/12/15
11.	145	Ketric Sanford	4	at Alabama 8/30/97
12.	144	Demarcus Ayers	5	Memphis 10/12/03
		Tyron Carrier	3	Rice 10/27/11
14.	143	Tyron Carrier	6	Mississippi State 10/9/10
15.	142	Tyron Carrier	8	at Rice 11/29/08
		Tyron Carrier	4	Tulsa 11/15/08

KICKOFF RETURN YARDS - SEASON

Rk.	Yds.	Player	Ret.	Year
1.	1,174	Tyron Carrier	50	2010
2.	1,021	Demarcus Ayers	37	2013
3.	986	Tyron Carrier	34	2009
4.	903	James Dixon	33	1987
5.	814	Donald Moffett	36	1993
6.	756	Tyron Carrier	30	2011
7.	611	Brandon Wilson	23	2015
8.	603	Anthony Alridge	27	2006
9.	601	Tyron Carrier	27	2008
10.	600	Ricky Wilson	23	2003
11.	593	Ketric Sanford	25	1996
12.	592	Demarcus Ayers	34	2014
13.	579	Willie Roberts	25	1971
14.	565	James Dixon	25	1988
15.	530	Ketric Sanford	19	1997
16.	510	Brandon Wilson	21	2016
17.	513	Leif Penn	26	2000
18.	506	Patrick Edwards	25	2008

KICKOFF RETURN YARDS - CAREER

Rk.	Yds.	Player	Ret.	Year
1.	3,517	Tyron Carrier	141	2008-11
2.	1,705	Ketric Sanford	68	1996-99
3.	1,613	Demarcus Ayers	71	2013-15
4.	1,468	James Dixon	58	1987-88
5.	1,456	Willie Roberts	63	1969-71
6.	1,282	Donald Moffett	59	1992-93
7.	1,242	Roshawn Pope	61	2002-06
8.	1,200	Brandon Middleton	57	1999-03
9.	1,121	Brandon Wilson	44	2012-16
10.	990	Ricky Wilson	41	2003-05
11.	932	Leif Penn	50	1998-01
12.	896	Donnie Avery	40	2004-07
13.	846	Anthony Alridge	38	2003-07
14.	798	Ken Bolin	32	1959-61
15.	792	Anthony Ketchum	42	1983-85
16.	765	Robbie Wheeler	38	1995-97

KICKOFF RETURN AVERAGE - SEASON

Minimum 10 returns

Rk.	Avg.	Player	Yds.	Ret.	Year
1.	29.10	Claude King	291	10	1958
2.	29.08	Mike Smith	349	12	1998
3.	29.00	Tyron Carrier	986	34	2009
4.	28.27	Donnie Avery	424	15	2007
5.	27.89	Ketric Sanford	530	19	1997
6.	27.59	Demarcus Ayers	1,021	37	2013
7.	27.36	James Dixon	903	33	1987
8.	26.88	Joe Lopasky	430	16	1963
9.	26.57	Brandon Wilson	611	23	2015
10.	26.091	Mike Spratt	287	11	1963
11.	26.087	Ricky Wilson	600	23	2003
12.	25.20	Tyron Carrier	756	30	2011
13.	25.18	Warren McVea	428	17	1965
14.	25.10	Vernell Ramsey	502	20	1986
15.	25.10	Willie Roberts	502	20	1969
16.	24.29	Brandon Wilson	510	21	2016

17. 23.83 Ken Bolin 429 18 1961

KICKOFF RETURN AVERAGE - CAREER

Minimum 20 returns

Rk.	Avg.	Player	Yds.	Ret	Years
1.	27.23	Joe Lopasky	708	26	1962-64
2.	25.48	Brandon Wilson	1,121	44	2013-16
3.	25.31	James Dixon	1,468	58	1987-88
4.	25.10	Vernell Ramsey	502	20	1986
5.	25.07	Ketric Sanford	1,705	68	1996-99
6.	24.943	Tyron Carrier	3,517	141	2008-11
7.	24.938	Ken Bolin	798	32	1959-61
8.	24.15	Ricky Wilson	990	41	2003-05
9.	23.62	Warren McVea	685	29	1965-67
10.	23.11	Willie Roberts	1,456	63	1969
11.	22.72	Demarcus Ayers	1,613	71	2013-15
12.	22.40	Donnie Avery	896	40	2004-07
13.	22.26	Anthony Alridge	846	38	2003-07
14.	22.07	Kendall Williams	618	28	1997-00

KICKOFF RETURN TOUCHDOWNS - GAME

Rk.	No.	Player	Yds.	Opponent	Date
1.	1	D'Eriq King	99	at Texas State	9/24/16
		Brandon Wilson	94	at UConn	11/21/15
		Brandon Wilson	100	at Louisville	9/12/15
		Demarcus Ayers	95	BYU	10/19/13
		Tyron Carrier	* 100	Rice	10/27/11
		Tyron Carrier	91	at SMU	10/23/10

Bell Helicopter Armed Forces Bowl (Fort Worth, Texas)

Tyron Carrier	79	Air Force	12/31/09
Tyron Carrier	* 99	Rice	11/28/09
Devin Mays	100	at UCF	11/14/09
Tyron Carrier	98	at Tulsa	11/7/09
Tyron Carrier	92	SMU	10/24/09
Tyron Carrier	93	Tulsa	11/15/08
Donnie Avery	100	East Carolina	9/29/07
Ricky Wilson	100	at Louisville	11/22/03
Mike Smith	92	at North Texas	10/24/98
James Dixon	94	Sam Houston State	9/26/87
Larry Jefferson	95	Virginia Tech	10/12/73
Paul Gipson	* 91	Cincinnati	10/4/68
Warren McVea	92	Florida State	11/20/65
Ronnie Powledge	100	Detroit	11/2/63
Gene Ritch	84	at Oklahoma State	11/18/61
Claude King	93	Miami (Fla.)	11/21/58
Jimmy Dickey	92	at Villanova	10/22/54

* - opening kickoff

KICKOFF RETURN TOUCHDOWNS - SEASON

Rk.	Avg.	Player	Year
1.	4	Tyron Carrier	2009
2.	2	Brandon Wilson	2015
3.	1	done 17 times; Most recently by D'Eriq King	2016

KICKOFF RETURN TOUCHDOWNS - CAREER

Rk.	Avg.	Player	Years
1.	7	Tyron Carrier	2008-11
2.	2	Brandon Wilson	2013-15
3.	1	done by 14 players; most recently by D'Eriq King	2016 -

2017 SEASON

COACHING STAFF

THE COUGARS

SEASON REVIEW

HISTORY & RECORDS



SCORING RECORDS

2017 SEASON

COACHING STAFF

THE COUGARS

SEASON REVIEW

HISTORY & RECORDS

POINTS SCORED - GAME

Rk.	Pts.	Player	TDs	FGs	PAT	2Pt	Opponent	Date
1.	36	Antowain Smith	6	0	0	0	Southern Miss	11/9/96
2.	30	Patrick Edwards	5	0	0	0	Rice	10/27/11
	30	Manny Hazard	5	0	0	0	Baylor	10/7/89
	30	Ken Hebert	4	0	6	0	Tampa	10/29/66
5.	26	Ken Hebert	3	0	6	1	Wake Forest	9/29/67
6.	24	Greg Ward Jr.	4	0	0	0	SMU	10/8/15
	24	Kenneth Farrow	4	0	0	0	Tulsa	11/22/14
	24	Charles Sims	4	0	0	0	at SMU	10/18/12
	24	Patrick Edwards	4	0	0	0	at Tulsa	11/25/11
	24	Patrick Edwards	4	0	0	0	at Tulane	11/10/11
	24	Bryce Beall	4	0	0	0	Tulane	9/25/10
	24	Anthony Alridge	4	0	0	0	Rice	10/13/07
	24	Joffrey Reynolds	4	0	0	0	East Carolina	11/9/02
	24	Jason Phillips	4	0	0	0	at Texas	11/5/88
	24	Don Bass	4	0	0	0	TCU	10/30/76
	24	Elmo Wright	4	0	0	0	Wyoming	11/22/69
	24	Elmo Wright	4	0	0	0	Idaho	11/16/68
17.	23	Ken Hebert	2	0	11-11	0	Idaho	11/18/67
18.	21	Matt Hogan	0	6-7	3-3	0	UAB	10/13/12
	21	Max Clark	3	0	3-4	0	William & Mary	11/18/50
20.	20	Elmo Wright	3	0	0-0	1	Florida State	9/20/69

SCORING - SEASON

Rk.	Pts.	Player	TDs	PAT	2Pt	FG	Year
1.	134	Manny Hazard	22	0-0	1	0-0	1989
2.	131	Roman Anderson	0	65-67	0	22-36	1989
3.	130	Matt Hogan	0	91-92	0	13-17	2011
t4.	126	Greg Ward Jr.	21	0	0	0	2015
		Patrick Edwards	21	0	0	0	2011
6.	115	Roman Anderson	0	58-58	0	19-25	1990
7.	114	Anthony Alridge	19	0-0	0	0-0	2007
8.	113	Ken Hebert	11	41-46	0	2-7	1966
9.	108	Roman Anderson	0	51-51	0	19-25	1988
10.	105	Matt Hogan	0	45-45	0	20-25	2012
11.	103	Ty Cummings	0	55-58	0	16-20	2016
12.	102	Bryce Beall	17	0-0	0	0-0	2008
13.	98	Dustin Bell	0	56-56	0	14-19	2003
14.	96	Matt Hogan	0	54-58	0	14-17	2010
15.	93	T.J. Lawrence	0	54-55	0	13-22	2007
16.	93	Ben Bell	0	51-53	0	14-18	2006
17.	92	Antowain Smith	15	0	1	0	1996

SCORING - CAREER

Rk.	Pts.	Player	TDs	PAT	2Pt	FG	Years
1.	423	Roman Anderson	0	213-216	0	70-101	1988-91
2.	405	Matt Hogan	0	228-238	0	59-71	2009-12
3.	276	Bryce Beall	46	0	0	0	2008-11
4.	272	Patrick Edwards	45	0	1	0	2008-11
5.	246	Greg Ward Jr.	41	0	0	0	2013-16
	246	Ken Hebert	22	89-104	2	7-20	1965-67
6.	241	Ben Bell	0	139-146	0	33-48	2005-09
7.	226	Dustin Bell	0	109-115	0	39-55	2001-04
8.	224	Kenneth Farrow	37	0	1	0	2011-15
	224	Chuck Weatherspoon	37	0-0	1	0-0	1987-90
10.	222	Charles Sims	37	0-0	0	0-0	2009-12
11.	216	Elmo Wright	35	0-0	3	0-0	1968-70
12.	207	Mike Clendenen	0	84-88	0	41-59	1981-84
13.	194	Anthony Alridge	32	0-0	1	0-0	2005-07
14.	192	Manny Hazard	31	0	3	0	1989-90
15.	188	Jackie Battle	31	0	1	0	2002-06
	186	Tyron Carrier	31	0	0	0	2008-11

TOUCHDOWNS RESPONSIBLE FOR - GAME

Rk.	TDs	Player	Pass	Rush	Opponent	Date
1.	11	David Klingler	11	0	Eastern Washington	11/17/90
t2.	9	Case Keenum	9	0	Rice	10/27/11
		David Klingler	9	0	Louisiana Tech	8/31/91
t4.	7	Case Keenum	6	1	Tulsa	11/15/08
		Jimmy Klingler	7	0	Rice	11/28/92
		David Klingler	7	0	vs. Arizona State	12/1/90
		David Klingler	7	0	at TCU	11/3/90
		David Klingler	7	0	Arkansas	10/27/90
		André Ware	7	0	Temple	9/30/89

10.	6	Greg Ward Jr.	4	2	Texas State	9/26/15
		Case Keenum	6	0	Marshall	10/22/11
		André Ware	6	0	at TCU	11/4/89
		André Ware	6	0	SMU	10/21/89
		André Ware	6	0	Baylor	10/7/89
15.	5	Greg Ward Jr.	3	2	UConn	9/29/16
		John O'Korn	5	0	at Rutgers	10/26/13
		Antowain Smith	0	5	Southern Miss	11/9/96
18.	4	Greg Ward Jr.	4	0	at Memphis	11/25/16
		Greg Ward Jr.	3	1	at Navy	10/8/16
		Greg Ward Jr.	0	4	SMU	10/8/15
		Kenneth Farrow	0	4	Tulsa	11/22/14
		John O'Korn	4	0	at UTSA	9/28/13
		Bryce Beall	0	4	Tulane	9/25/10
		Anthony Alridge	0	4	Rice	10/13/07
		Joffrey Reynolds	0	4	East Carolina	11/9/02

TOUCHDOWNS RESPONSIBLE FOR - SEASON

Rk.	TDs	Player	Year
1.	55	David Klingler	1990
t2.	51	Case Keenum	2011
		Case Keenum	2008
4.	49	André Ware	1989
5.	48	Case Keenum	2009
6.	38	Greg Ward Jr.	2015
7.	34	Kevin Kolb	2006
t8.	32	Greg Ward Jr.	2016
		Kevin Kolb	2003
		Jimmy Klingler	1992
11.	30	David Klingler	1990
12.	29	John O'Korn	2013
13.	27	André Ware	1988
14.	26	Bo Burris	1966
t15.	24	David Piland	2010
		Kevin Kolb	2005
17.	23	Case Keenum	2007

TOUCHDOWNS RESPONSIBLE FOR - CAREER

Rk.	TDs	Player	Years
1.	178	Case Keenum	2007-11
2.	106	Kevin Kolb	2003-06
3.	93	David Klingler	1988-91
4.	91	Greg Ward Jr.	2013-15
5.	81	André Ware	1987-89
6.	52	Gary Mullins	1969-71
7.	47	Jason McKinley	1997-00
8.	46	Bryce Beall	2008-11
9.	45	Patrick Edwards	2008-11
t10.	43	David Piland	2010-13
		Chuck Clements	1993-96
12.	41	Bo Burris	1964-66
13.	40	Gerald Landry	1983-86
t14.	39	Gerald Landry	1983-86
		Jimmy Klingler	1991-93
16.	37	Charles Sims	2009-12
		Chuck Weatherspoon	1987-90

TOUCHDOWNS - GAME

Rk.	TDs	Player	Rush	Rcv.	Ret.	Opponent	Date
1.	6	Antowain Smith	5	1	0	Southern Miss	11/9/96
2.	5	Patrick Edwards	5	0	0	Rice	10/27/11
	5	Manny Hazard	5	0	0	Baylor	10/7/89
4.	4	Greg Ward Jr.	4	0	0	SMU	10/8/15
	4	Kenneth Farrow	4	0	0	Tulsa	11/22/14
	4	Charles Sims	2	2	0	at SMU	10/18/12
	4	Patrick Edwards	0	4	0	at Tulsa	11/25/11
	4	Patrick Edwards	0	3	1	at Tulane	11/10/11
	4	Bryce Beall	4	0	0	Tulane	9/25/10
	4	Anthony Alridge	4	0	0	Rice	10/13/07
	4	Joffrey Reynolds	4	0	0	East Carolina	11/9/02
	4	Jason Phillips	4	0	0	Texas	11/5/88
	4	Don Bass	4	0	0	TCU	10/30/76
	4	Elmo Wright	4	0	0	Wyoming	11/22/69
	4	Elmo Wright	4	0	0	Idaho	11/16/68
	4	Ken Hebert	4	0	0	Tampa	10/29/66



SCORING RECORDS

TOUCHDOWNS - SEASON

Rk.	TDs	Player	Rush	Rcv.	Ret.	Year
1.	22	Manny Hazard	22	0	0	1989
2.	21	Greg Ward Jr.	21	0	0	2015
3.	21	Patrick Edwards	0	20	1	2011
4.	19	Anthony Alridge	14	5	0	2007
5.	17	Bryce Beall	13	4	0	2008
6.	15	Kenneth Farrow	14	1	0	2014
	15	Michael Hayes	11	4	0	2011
	15	Jason Phillips	0	15	0	1988
	15	Antowain Smith	14	1	0	1996
	15	Jackie Battle	15	0	0	2006
11.	14	Charles Sims	11	3	0	2012
	14	Patrick Edwards	13	0	1	2010
	14	James Cleveland	0	14	0	2009
	14	Brandon Middleton	0	14	0	2003
	14	Kimble Anders	8	6	0	1987
	14	Elmo Wright	0	14	0	1969
	14	Paul Gipson	13	1	0	1968

TOUCHDOWNS - CAREER

Rk.	TDs	Player	Rush	Rcv.	Ret.	Year
1.	46	Bryce Beall	39	7	0	2008-11
2.	45	Patrick Edwards	43	0	2	2008-11
3.	41	Greg Ward Jr.	39	2	0	2013-16
t4.	37	Kenneth Farrow	34	3	0	2011-15
		Charles Sims	29	8	0	2009-12
		Chuck Weatherspoon	27	8	2	1987-90
7.	35	Elmo Wright	1	34	0	1968-70
8.	32	Anthony Alridge	22	9	1	2005-07
t9.	31	Tyron Carrier	1	22	8	2008-11
		Manny Hazard	0	31	0	1989-90
		Jackie Battle	31	0	0	2003-06
t12.	29	Ketric Sanford	28	1	0	1996-99
		Vincent Marshall	2	26	1	2003-06
		Gene Shannon	24	6	0	1949-51
15.	27	Kimble Anders	16	11	0	1987-89
t16.	26	Joffrey Reynolds	23	3	0	1998-02
		Paul Gipson	25	1	0	1966-68
18.	25	Michael Hayes	19	6	0	2010-11

KICK SCORING - GAME

Rk.	Pts.	Player	PAT	FG	Opponent	Date
1.	21	Matt Hogan	3	6	UAB	10/13/12
2.	19	Mike Clendenen	4	5	Texas Tech	11/19/83
3.	18	Roman Anderson	6	4	Baylor	10/7/89
4.	17	Kyle Bullard	5	4	Grambling State	9/6/14
	17	Roman Anderson	8	3	Temple	9/30/89
	17	Roman Anderson	5	4	Texas	11/11/89
	17	Mike Clendenen	2	5	at SMU	10/20/84
8.	16	Richie Leone	5	1	at Temple	9/7/13
	16	Matt Hogan	4	4	Tulane	11/24/12
	16	Matt Hogan	4	4	at Tulsa	11/7/09
	16	Terry Leuweke	13	1	Tulsa	11/23/68
	16	Roman Anderson	10	2	Tulsa	10/15/88

KICK SCORING - SEASON

Rk.	Pts.	Player	PAT	FG	Year
1.	131	Roman Anderson	65-67	22-34	1989
2.	130	Matt Hogan	91-92	13-17	2011
3.	115	Roman Anderson	58-58	19-25	1990
4.	108	Roman Anderson	51-51	19-25	1988
5.	105	Matt Hogan	45-45	20-25	2012
6.	103	Ty Cummings	55-58	16-20	2016
7.	98	Dustin Bell	56-56	14-19	2003
8.	96	Matt Hogan	54-58	14-17	2010
t9.	93	Ben Bell	51-53	14-18	2006
	93	T.J. Lawrence	54-55	13-22	2007
11.	90	Kyle Bullard	42-47	16-22	2014
12.	89	Matt Hogan	41-41	16-21	2012

KICK SCORING - CAREER

Rk.	Pts.	Player	PAT	FG	Years
1.	423	Roman Anderson	213-216	70-101	1988-91
2.	405	Matt Hogan	228-238	59-71	2009-12
3.	241	Ben Bell	139-145	34-48	2005-09
4.	226	Dustin Bell	109-115	39-55	2001-04
5.	207	Mike Clendenen	84-88	41-59	1981-84
6.	180	Chip Browndyke	69-71	37-52	1985-87
7.	179	Ty Cummings	107-110	24-28	2014-16
8.	169	Sebastian Villarreal	76-79	31-44	1995-96
9.	167	Kyle Bullard	86-91	27-37	2013-15
10.	161	Kenny Hatfield	104-112	19-33	1977-79
11.	135	Trace Craft	72-75	21-36	1992-94
12.	133	Lennard Coplin	76-89	19-29	1974-76

FIELD GOALS - GAME

Rk.	FGs.	Player	FG-A	Opponent	Date
1.	6	Matt Hogan	6-7	UAB	10/13/12
2.	5	Richie Leone	5-6	at Temple	9/7/13
	5	Mike Clendenen	5-5	at SMU	10/20/84
	5	Mike Clendenen	5-5	Texas Tech	11/19/83
5.	4	Ty Cummings	4-4	vs. Oklahoma	9/3/16
	4	Kyle Bullard	4-4	UCF	10/2/14
	4	Kyle Bullard	4-4	Grambling State	9/6/14
	4	Matt Hogan	4-4	Tulane	11/24/12
	4	Matt Hogan	4-4	at Tulsa	11/7/09
9.	3	Matt Hogan	3-3	North Texas	10/6/12
TicketCity Bowl (Fort Worth, Texas)					
3	Matt Hogan	3-5	vs. Penn State	1/1/12	
3	Matt Hogan	3-3	SMU	11/19/11	
3	Jordan Mannisto	3-5	Texas Tech	9/26/09	
3	Ben Bell	3-4	at Memphis	11/18/06	
3	Dustin Bell	3-3	at TCU	10/23/04	
3	Dustin Bell	3-4	at Southern Miss	10/7/04	
3	Dustin Bell	3-3	Louisiana-Lafayette	9/14/02	
3	Mike Waddell	3-4	Southern Miss	11/7/98	
3	Mike Waddell	3-3	UCLA	9/19/98	
3	Sebastian Villarreal	3-4	at Minnesota	9/27/97	
3	Sebastian Villarreal	3-3	Pittsburgh	9/13/97	
3	Sebastian Villarreal	3-4	USC	9/21/96	
3	Kenny Hatfield	3-3	SMU	10/20/79	
3	Lennard Coplin	3-3	at Texas	11/6/76	
3	Lennard Coplin	3-3	Florida State	11/22/75	

FIELD GOALS - SEASON

Rk.	FGs.	Player	FG-A	Years
1.	22	Roman Anderson	22-36	1989
2.	20	Matt Hogan	20-25	2012
t3.	19	Roman Anderson	19-25	1990
		Roman Anderson	19-25	1988
		Chip Browndyke	19-24	1987
6.	18	Mike Clendenen	18-22	1984
t7.	16	Ty Cummings	16-20	2016
		Kyle Bullard	16-22	2014
		Sebastian Villarreal	16-21	1997
t10.	14	Matt Hogan	14-17	2010
		Ben Bell	14-18	2006
		Dustin Bell	14-19	2003
		Mike Clark	14-21	1999
t14.	13	Matt Hogan	13-17	2011
		Dustin Bell	13-22	2004
		T.J. Lawrence	13-22	2007
t17.	12	Matt Hogan	12-12	2009
		Dustin Bell	12-14	2002
		Mike Waddell	12-19	1998
t20.	11	Richie Leone	11-17	2013
		Sebastian Villarreal	11-15	1996
		Kenny Hatfield	11-16	1979
t23.	10	Ben Bell	10-15	2008
		Mike Clark	10-21	2000
		Roman Anderson	10-15	1991

FIELD GOALS - CAREER

Rk.	FGs.	Player	FG-A	Years
1.	70	Roman Anderson	70-101	1988-91
2.	59	Matt Hogan	59-71	2008-12
3.	41	Mike Clendenen	41-59	1981-84
4.	39	Dustin Bell	39-55	2001-04
5.	37	Chip Browndyke	37-52	1985-87
6.	34	Ben Bell	34-48	2005-09
7.	31	Sebastian Villarreal	31-44	1995-97
8.	27	Kyle Bullard	27-37	2013-15
t9.	24	Ty Cummings	24-28	2013-16
		Mike Clark	24-42	1999-00
11.	21	Trace Craft	21-36	1992-94
t12.	19	T.J. Lawrence	19-34	2005-07
		Kenny Hatfield	19-33	1976-79
		Lennard Coplin	19-29	1974-76
15.	12	Mike Waddell	12-19	1998
16.	11	Richie Leone	11-17	2010-13

2017 SEASON

COACHING STAFF

THE COUGARS

SEASON REVIEW

HISTORY & RECORDS



SCORING RECORDS

2017 SEASON

COACHING STAFF

THE COUGARS

SEASON REVIEW

HISTORY & RECORDS

FIELD GOAL PERCENTAGE • SEASON

Minimum 10 attempts

Rk.	Fgs.	Player	FG-A	Years
1.	100.0	Matt Hogan	12-12	2009
2.	85.7	Dustin Bell	12-14	2002
3.	82.4	Matt Hogan	14-17	2010
4.	81.8	Mike Clendenen	18-22	1984
t5.	80.0	Ty Cummings	16-20	2016
		Matt Hogan	20-25	2012
7.	79.2	Chip Browndyke	19-24	1987
8.	77.8	Ben Bell	14-18	2006
9.	76.5	Matt Hogan	13-17	2011
10.	76.2	Sebastian Villarreal	16-21	1997
t11.	76.0	Roman Anderson	19-25	1990
		Roman Anderson	19-25	1988
t13.	75.0	Chip Browndyke	9-12	1985
		David Humphreys	9-12	1980
15.	73.7	Dustin Bell	14-19	2003
16.	73.3	Sebastian Villarreal	11-15	1996

FIELD GOAL PERCENTAGE • CAREER

Minimum 20 attempts

Rk.	Fgs.	Player	FG-A	Years
1.	85.7	Ty Cummings	24-28	2013-16
2.	83.1	Matt Hogan	59-71	2008-12
3.	73.0	Kyle Bullard	27-37	2013-15
4.	71.2	Chip Browndyke	37-52	1985-87
5.	70.9	Dustin Bell	39-55	2001-04
6.	70.8	Ben Bell	34-48	2005-09
7.	70.5	Sebastian Villarreal	31-44	1995-97
8.	69.5	Mike Clendenen	41-59	1981-84
9.	69.3	Roman Anderson	70-101	1988-91
10.	65.5	Lennard Coplin	19-29	1974-76
11.	58.3	Trace Craft	21-36	1992-94

PATs • GAME

Rk.	Fgs.	Player	PATs-A	Opponent	Date
1.	13	Terry Leiweke	13-14	Tulsa	11/23/68
2.	12	Roman Anderson	12-12	SMU	10/21/89
3.	10	Matt Hogan	10-10	at Tulane	11/10/11
		Matt Hogan	10-10	Rice	10/27/11
		Roman Anderson	10-10	Tulsa	10/15/88
6.	9	Matt Hogan	9-9	Marshall	10/22/11
		Matt Hogan	9-9	Rice	11/28/09
		Ben Bell	9-9	Tulsa	11/15/08
9.	8	Ty Cummings	8-8	at UCF	10/24/15
		Kyle Bullard	8-8	Texas State	9/26/15
		Matt Hogan	8-8	at UAB	11/5/11
		Matt Hogan	8-8	East Carolina	10/8/11
		Matt Hogan	8-8	Georgia State	9/24/11
		Matt Hogan	8-8	at Memphis	10/30/10
		Matt Hogan	8-10	Texas State	9/4/10
		T.J. Lawrence	8-8	Rice	10/13/07
		Dustin Bell	8-8	UAB	11/29/03
		Dustin Bell	8-8	Army	10/19/02
		Sebastian Villarreal	8-8	Southern Miss	11/9/96

PATs • SEASON

Rk.	PATs	Player	PATs-A	Years
1.	91	Matt Hogan	91-92	2011
2.	65	Roman Anderson	65-67	1989
3.	58	Roman Anderson	58-58	1990
4.	56	Dustin Bell	56-56	2003
5.	55	Ty Cummings	55-58	2016
t6.	54	Matt Hogan	54-58	2010
		T.J. Lawrence	54-55	2007
8.	52	Terry Leiweke	52-57	1968
9.	51	Ty Cummings	51-51	2015
		Ben Bell	51-53	2006
		Roman Anderson	51-51	1988
10.	48	Ben Bell	48-50	2008
11.	45	Matt Hogan	45-45	2012
12.	42	Kyle Bullard	42-47	2014
13.	41	Trace Craft	41-43	1992
		Ken Hebert	41-46	1966
15.	40	Kenny Hatfield	40-44	1978
16.	39	Roman Anderson	39-41	1991

PATs • CAREER

Rk.	Fgs.	Player	PATs-A	Years
1.	228	Matt Hogan	228-238	2008-12
2.	213	Roman Anderson	213-217	1988-91
3.	139	Ben Bell	139-146	2005-09
4.	109	Dustin Bell	109-115	2001-04
5.	107	Ty Cummings	107-110	2013-16
6.	104	Kenny Hatfield	104-112	1976-79
7.	92	Ricky Terrell	92-102	1971-73
8.	89	Ken Hebert	89-103	1965-67
9.	86	Kyle Bullard	86-91	2013-15
10.	84	Mike Clendenen	84-88	1981-84
t11.	76	Sebastian Villarreal	76-79	1995-97
		76 Lennard Coplin	76-89	1974-76
13.	72	Trace Craft	72-75	1992-94
14.	69	Chip Browndyke	69-71	1985-87
15.	61	Carlos Lopez	61-74	1968-70
16.	58	T.J. Lawrence	58-59	2005-07
t17.	52	Ty Cummings	52-52	2013 -
		52 Terry Leiweke	52-57	1968
19.	43	Mike Clark	43-47	1999-00

PATs PERCENTAGE • SEASON

Minimum 25 made

Rk.	Fgs.	Player	PATs-A	Years
1.	100.0	Ty Cummings	51-51	2015
	100.0	Richie Leone	32-32	2013
	100.0	Matt Hogan	45-45	2012
	100.0	Dustin Bell	56-56	2003
	100.0	Roman Anderson	58-58	1990
	100.0	Mike Clendenen	27-27	1983
	100.0	Roman Anderson	51-51	1988
	100.0	Kenny Hatfield	32-32	1979
8.	98.9	Matt Hogan	91-92	2011
9.	98.2	T.J. Lawrence	54-55	2007
10.	97.0	Roman Anderson	65-67	1989
11.	96.8	Chip Browndyke	30-31	1985
12.	96.6	Mike Waddell	28-29	1998
13.	96.3	Mike Clendenen	26-27	1982
14.	96.2	Ben Bell	51-53	2006
15.	96.2	Chip Browndyke	25-26	1987
16.	96.0	Ben Bell	48-50	2008
17.	95.3	Trace Craft	41-43	1992
18.	95.1	Roman Anderson	39-41	1991
19.	94.9	Ben Bell	37-39	2005
	94.9	Sebastian Villarreal	37-39	1996

PATs PERCENTAGE • CAREER

Minimum 50 made

Rk.	Fgs.	Player	PATs-A	Years
1.	98.3	T.J. Lawrence	58-59	2005-07
2.	98.2	Roman Anderson	213-217	1988-91
3.	97.27	Ty Cummings	107-110	2013-16
4.	97.18	Chip Browndyke	69-71	1985-87
5.	96.2	Sebastian Villarreal	76-79	1995-97
6.	96.0	Trace Craft	72-75	1992-94
7.	95.8	Matt Hogan	228-238	2008-12
8.	95.5	Mike Clendenen	84-88	1981-84
9.	95.2	Ben Bell	139-146	2005-09
10.	94.8	Dustin Bell	109-115	2001-04
11.	94.5	Kyle Bullard	86-91	2013-15
12.	92.9	Kenny Hatfield	104-112	1976-79
13.	91.2	Terry Leiweke	52-57	1968
14.	90.2	Ricky Terrell	92-102	1971-73
15.	86.4	Ken Hebert	89-103	1965-67
16.	85.4	Lennard Coplin	76-89	1974-76
17.	82.4	Carlos Lopez	61-74	1968-70



PUNTING RECORDS

PUNTING AVERAGE • GAME

Minimum 3 punts

Rk.	Avg.	Player	Yds.	No.	Opponent	Date
1.	55.33	Jimmy McClary	166	3	at Louisville	11/22/03
2.	53.67	Chase Turner	161	3	at Tulsa	11/7/09
3.	53.00	Alan Neveux	318	6	at West Texas State	10/30/48
4.	52.67	Mark Ford	158	3	Florida	9/15/79
5.	52.50	Ken Hebert	315	6	Mississippi State	10/15/66
6.	51.75	Richie Leone	207	4	Louisiana Tech	9/8/12
7.	51.50	Chase Turner	309	6	UAB	10/8/08
8.	51.25	Robert Myers	205	4	at Arkansas	10/27/79
9.	51.00	Chase Turner	153	3	Marshall	11/17/07
	51.00	Mark Ford	153	3	Arkansas	10/27/79
11.	50.50	Richie Leone	202	4	Tulane	9/25/10
12.	50.33	Simon Rodriguez	151	3	Tulsa	10/15/88
13.	50.25	Ken Hebert	201	4	Memphis	11/11/67
Texas Bowl (Reliant Stadium, Houston)						
14.	50.17	Chase Turner	301	6	vs. TCU	12/28/07
15.	50.00	Owen Mulholland	150	3	Mississippi State	9/29/56
16.	49.33	Richie Leone	148	3	UCLA	9/3/11

PUNTING AVERAGE • SEASON

Minimum 20 punts

Rk.	Avg.	Player	Yds.	Punts	Year
1.	45.50	Richie Leone	2,730	60	2012
2.	45.46	Chase Turner	1,864	41	2008
3.	43.57	Ken Hebert	1,830	42	1967
4.	43.49	Robert Myers	2,740	63	1985
5.	43.192	Charles Langston	2,246	52	1991
6.	43.191	Richie Leone	3,153	73	2013
7.	42.91	Mike Clark	1,373	32	1999
8.	42.69	Chase Turner	1,921	45	2007
9.	42.60	Chase Turner	1,832	43	2009
10.	41.97	Jimmy McClary	2,584	62	2003
11.	41.96	Ken Hebert	3,147	75	1965
12.	41.88	Jay Wyatt	2,387	57	1977
13.	41.73	Jason Stoft	2,754	66	1994
14.	41.71	Robert Myers	1,752	42	1983
15.	41.52	Mike Parrott	2,657	64	1970
16.	41.43	Richie Leone	1,450	35	2010
17.	41.38	Simon Rodriguez	2,731	66	1988
18.	41.33	Ken Hebert	1,653	40	1966
19.	41.12	Richie Leone	2,097	51	2011
20.	41.09	Ignacio Saucedo	2,794	68	1997
21.	40.74	Mike Parrott	1,874	46	1969
22.	40.63	Dane Roy	2,397	59	2016
23.	40.52	Ignacio Saucedo	2,188	54	1996
24.	40.40	Lonnie Stokes	2,626	65	1982
25.	40.38	Logan Piper	2,584	64	2015
26.	40.35	Mark Ford	1,937	48	1979
27.	40.32	Hal Roberts	1,532	38	1971
28.	40.23	Simon Rodriguez	2,816	70	1987
29.	39.82	Justin Laird	1,115	28	2004

PUNTING AVERAGE • CAREER

Minimum 50 punts

Rk.	Avg.	Player	Yds.	Punts	Years
1.	43.54	Chase Turner	5,617	129	2007-09
2.	43.06	Richie Leone	9,430	219	2010-13
3.	42.78	Robert Myers	4,492	105	1983-85
4.	42.23	Ken Hebert	6,630	157	1965-67
5.	41.73	Jason Stoft	2,754	66	1993-94
6.	41.34	Charles Langston	4,093	99	1990-91
7.	40.63	Dane Roy	2,397	59	2016 -
8.	40.235	Mike Parrott	5,472	136	1968-70
9.	40.231	Mike Clark	4,345	108	1999-00
10.	40.13	Ignacio Saucedo	7,785	194	1995-97
11.	39.96	Simon Rodriguez	9,789	245	1986-89
12.	39.95	Logan Piper	4,275	107	2014-15
13.	39.65	Jimmy McClary	7,374	186	2001-03
14.	39.64	Jay Wyatt	7,809	197	1975-78
15.	39.35	Justin Laird	4,525	115	2002-06
16.	39.22	Hal Roberts	5,373	137	1971-73
17.	39.05	Lonnie Stokes	7,770	199	1981-84
18.	38.97	Larry Lindsey	3,897	100	1959-61
19.	38.42	Thery George	2,651	69	1993
20.	37.57	Alan Neveux	4,771	127	1948-49
21.	37.42	Preasley Cooper	1,871	50	1963-64
22.	37.25	Jack Patterson	1,900	51	1952-54
23.	37.16	Ken Pridgeon, Jr.	1,858	50	1974
24.	36.99	Joey Saavedra	2,515	68	1998-00
25.	36.75	Ken Pridgeon	3,197	87	1951-52
26.	36.46	Weedy Harris	2,151	59	1979-82

2017 SEASON

COACHING STAFF

THE COUGARS

SEASON REVIEW

HISTORY & RECORDS



DEFENSIVE RECORDS

2017 SEASON

COACHING STAFF

THE COUGARS

SEASON REVIEW

HISTORY & RECORDS

TACKLES • GAME

Rk.	No.	Player	Opponent	Date
1.	26	Frank Ditta	at Arizona State	9/18/71
<i>Bell Helicopter Armed Forces Bowl (Fort Worth, Texas)</i>				
t2.	23	Marcus McGraw	vs. Air Force	12/31/09
		Deryl McGallion	at Virginia Tech	10/7/72
		Gary McGuire	at TCU	10/31/87
t5.	22	Richard Harrington	Syracuse	9/19/70
		Weedy Harris	Arkansas	10/23/82
		Hanik Milligan	TCU	9/29/01
t8.	21	Trevon Stewart	at East Carolina	11/3/12
		Rocky Schwartz	at UCF	11/5/05
		Ryan McCoy	Baylor	10/2/93
t11.	20	Hanik Milligan	at Army	10/6/01
		Hanik Milligan	Rice	9/1/01

TACKLES • SEASON

Rk.	No.	Player	Year
1.	177	Frank Ditta	1970
2.	174	Hanik Milligan	2001
3.	167	Bryant Winn	1984
4.	163	Gary McGuire	1986
5.	157	Ryan McCoy	1993
6.	156	Marcus McGraw	2009
7.	155	Gary McGuire	1985
t8.	148	Hanik Milligan	2002
		Gary McGuire	1987
t10.	143	C.J. Cavness	2009
		Kenny Hill	1999

TACKLES • CAREER

Rk.	No.	Player	Years
1.	510	Marcus McGraw	2008-11
2.	507	Ryan McCoy	1990-93
3.	472	Gary McGuire	1984-87
4.	411	Hanik Milligan	2000-02
5.	400	Derrick Mathews	2011-14
6.	391	Mike Parker	1994-97
7.	378	Phillip Steward	2009-12
8.	376	David Hodge	1975-79
9.	367	Trevon Stewart	2012-15
10.	350	Greg Brezina	1965-67

SACKS • GAME

Rk.	No.	Player	Opponent	Date
1.	6	Glenn Montgomery	Wyoming	11/12/88
2.	5	Reggie Burnette	at SMU	10/20/90
3.	4	Alton Montgomery	Texas	11/11/89
4.	3	Tyus Bowser	Tulane	11/12/16
		Derrick Mathews	BYU	10/19/13
		Sammy Brown	SMU	11/19/11
		Lloyd Allen	at UAB	11/5/11
		George Bamfo	East Carolina	10/8/11
		Phillip Hunt	UAB	10/8/08
		Wade Koehl	at Rice	9/5/04
		Allen Aldridge	at SMU	11/7/92
		Steve Clarke	Illinois	9/19/92
		Keith Jenkins	Wyoming	11/12/88
		Reggie Burnette	Wyoming	11/12/88
		Alfred Oglesby	Wyoming	11/12/88
		Glenn Montgomery	at Wyoming	10/17/87
		Darren Warren	at Rice	11/28/87
		T.J. Turner	Rice	12/1/84
		Eddie Gilmore	at Texas Tech	11/24/84

SACKS • SEASON

Rk.	No.	Player	Year
1.	14.0	Phillip Hunt	2008
2.	13.5	Sammy Brown	2011
t3.	13.0	Craig Veasey	1989
		Mack Mitchell	1973
t5.	12.0	Glenn Cadrez	1991
		Reggie Burnette	1990
		Glenn Montgomery	1988
		Sam Proctor	1979
t9.	11.0	Phillip Steward	2012
		T.J. Turner	1984
		Mack Mitchell	1974

SACKS • CAREER

Rk.	No.	Player	Years
1.	34.0	Phillip Hunt	2005-08
2.	33.0	Mack Mitchell	1972-74
3.	30.0	T. J. Turner	1982-85
4.	26.0	Hosea Taylor	1977-80
5.	25.5	Steven Taylor	2013-16
6.	22.0	Leonard Mitchell	1977-80
7.	21.5	Tyus Bowser	2013-16
t8.	21.0	Sammy Brown	2010-11
		Glenn Montgomery	1985-88
		Larry Keller	1972-74

TACKLES FOR LOSS • SEASON

Rk.	No.	Player	Year
1.	30.0	Sammy Brown	2011
2.	26.0	Wayne Rogers	2000
t3.	23.0	Ed Oliver	2016
		T.J. Turner	1984
5.	22.0	Reggie Burnette	1990
t6.	21.0	T.J. Turner	1985
		Craig Veasey	1989
t8.	20.0	Wilson Whitley	1976
		Glenn Montgomery	1988
		Sammy Brown	2010
t11.	19.5	Phillip Steward	2012
t12.	19.0	Elandon Roberts	2015
		Wayne Rogers	1999
		Sam Proctor	1979

TACKLES FOR LOSS • CAREER

Rk.	No.	Player	Years
1.	66	T.J. Turner	1982-85
2.	60	Wayne Rogers	1997-00
3.	51	Phillip Hunt	2005-08
t4.	50	Steven Taylor	2013-16
		Sammy Brown	2010-11
6.	43	Derrick Mathews	2011-14
7.	41	Wilson Whitley	1973-76
8.	40.5	Phillip Steward	2009-12
9.	39	Glenn Montgomery	1985-88
t10.	38.0	Lance Everson	2002-05
		Reggie Burnette	1988-90



DEFENSIVE RECORDS

PASSES DEFENDED - GAME

Rk.	No.	Player	PBU	INT	Opponent	Date
<i>American Championship Game (TDECU Stadium, Houston)</i>						
1	7	William Jackson III	7	0	Temple	12/5/15
2.	6	Willie Gaston	6	0	at UTEP	9/16/05
		William Pettis	5	1	Tulane	11/6/99
t4.	5	Everett Daniels	5	0	Tulane	11/24/12
		Loyce Means	2	3	Tulsa	11/15/08
		Cornelius Price	4	1	at UNLV	9/2/89
		Johnny Jackson	5	0	at Wyoming	10/17/87
		Byron Beaver	0	5	Baylor	9/22/62
t9.	4	William Jackson III	4	0	at Tulane	10/16/15
		Thomas Bates	4	0	USF	10/31/13
		Ernest Miller	4	0	at UTEP	10/27/07
		Ernest Miller	4	0	at Tulane	9/15/07
		Willie Gaston	4	0	at Rice	9/2/06
		Delmonico Montgomery	4	0	at Louisiana-Lafayette	10/5/96
		Johnny Jackson	3	1	Texas	11/7/87
		Orsby Crenshaw	4	0	at Baylor	10/4/86
		David Martel	4	0	at Oklahoma State	9/20/86
		Audray McMillian	4	0	Lamar	9/17/83
		Paul Shires	1	3	at Memphis	11/9/68
		Jack Howton	0	4	at Texas Tech	11/1/52

PASSES DEFENDED - SEASON

Rk.	No.	Player	PBU	INT	Year
1.	28	William Jackson III	23	5	2015
2.	25	Cornelius Price	13	12	1989
3.	24	Johnny Jackson	16	8	1987
4.	22	Delmonico Montgomery	16	6	1996
t5.	20	Willie Gaston	19	1	2006
		William Pettis	17	3	1999
7.	19	Brandon Brinkley	15	4	2008
t8.	17	Butch LaCroix	10	7	1981
		Jerry Parks	9	8	1990
t10.	16	Brandon Brinkley	12	4	2009
		Jason Parker	13	3	2000
		William Fields	14	2	1998
		Dedric Mathis	11	5	1995

PASSES DEFENDED - CAREER

Rk.	No.	Player	PBU	INT	Year
1.	54	Brandon Brinkley	43	11	2006-09
2.	48	William Jackson III	40	8	2013-15
3.	46	Willie Gaston	40	6	2003-06
4.	45	Johnny Jackson	31	14	1985-88
5.	38	Kenneth Fontenette	29	9	2004-08
6.	36	Jason Parker	30	6	1998-01
t7.	34	William Fields	31	3	1996-99
		Cornelius Price	18	16	1988-89
t9.	32	Trevon Stewart	20	12	2012-15
		Delmonico Montgomery	24	8	1993-96
		John W. Brown	27	5	1990-93
		Elvis Bradley	24	8	1976-79

FORCED FUMBLES - GAME

Rk.	No.	Player	Opponent	Date
t1.	3	Scott Lee	Rice	11/26/05
		Mike James	Rice	9/4/99
t3.	2	Adrian McDonald	Tulane	11/24/12
		David Hunter	Texas Tech	9/26/09
		Jake Ebner	Southern	8/30/08
		Will Gulley	UCF	10/28/06
		Will Gulley	TCU	10/25/03
		Farouk Adelekan	Tulane	9/7/02
		William Pettis	East Carolina	10/30/99
		Thomathan Good	Tulane	11/22/97
		Darren Warren	Temple	9/30/89
		Glenn Montgomery	TCU	10/29/88
		T.J. Turner	Arkansas	10/27/84
		Donnie Love	SMU	10/20/79

FORCED FUMBLES - SEASON

Rk.	No.	Player	Years
t1.	5	Phillip Steward	2012
		D.J. Hayden	2011
		Hanik Milligan	2002
		Lee Canalito	1974
t5.	4	Mike James	1999
		Sam Proctor	1979
t7.	3	<i>done 27 times; Most recently by Ed Oliver</i>	2016

FORCED FUMBLES - CAREER

Rk.	No.	Player	Years
1.	10	Leonard Mitchell	1977-80
2.	9	Hanik Milligan	2000-02
t3.	8	Marcus McGraw	2008-11
		Will Gulley	2002-06
t5.	7	Steven Taylor	2013-16
		Adrian McDonald	2012-15
		Steve Bradham	1977-80
t8.	6	Derrick Mathews	2011-14
		D.J. Hayden	2011-12
		Phillip Steward	2009-12
		Phillip Hunt	2005-08
		Hosea Taylor	1977-80

FUMBLE RECOVERIES - GAME

Rk.	No.	Player	Opponent	Date
1.	3	Tray Hooper	Temple	9/30/90
t2.	2	Vincent Hall	Grambling State	9/6/14
		Derrick Mathews	Memphis	10/12/13
		Efrem Oliphant	at Texas Tech	11/27/10
		C.J. Cavness	SMU	10/24/09
		David Hunter	at Oklahoma State	9/12/09
		Jesse Sowells	at Southern Miss	10/27/01
		Lee Ingersoll	at Rice	9/2/00
		T.J. Light	Army	10/10/98
		Malik Ledbetter	East Carolina	11/9/97
		Reggie Davis	Louisiana Tech	9/19/95
		Craig Veasey	Baylor	10/7/89
		Chuck Weatherspoon	at Missouri	9/17/88
		Keith Jenkins	at Arkansas	10/24/87
		Eugene Lockhart	SMU	10/17/81

FUMBLE RECOVERIES - SEASON

Rk.	No.	Player	Year
1.	6	Trevon Stewart	2013
2.	5	Chuck Weatherspoon	1988
t3.	4	Trevon Stewart	2015
		C.J. Cavness	2009
		Craig Veasey	1989
		Leo Truss	1981
		Ronnie Peacock	1970
t8.	3	<i>done 26 times; most recently by Adrian McDonald</i>	2014

FUMBLE RECOVERIES - CAREER

Rk.	No.	Player	Years
1.	10	Trevon Stewart	2012-15
2.	8	Wilson Whitley	1973-76
t3.	7	Adrian McDonald	2012-15
		David Hodge	1975-79
		Jerry Drones	1966-69
		Wade Phillips	1965-68
t7.	6	Micah Malone	1996-99
		Ryan McCoy	1990-93
		Tray Hooper	1988-90
		Keith Jenkins	1985-88
		Gary McGuire	1984-87
		T.J. Turner	1982-85

2017 SEASON

COACHING STAFF

THE COUGARS

SEASON REVIEW

HISTORY & RECORDS



DEFENSIVE RECORDS

2017 SEASON

COACHING STAFF

THE COUGARS

SEASON REVIEW

HISTORY & RECORDS

INTERCEPTIONS - GAME

Rk.	Yds.	Player	Yds.	Opponent	Date
1.	5	Byron Beaver	18	Baylor	9/22/62
2.	4	Jack Howton	74	at Texas Tech	11/1/52
t3.	3	Loyce Means	95	Tulsa	11/15/08
		Will Gulley	32	East Carolina	11/6/04
		Johnny Jackson	181	Texas	11/7/87
		Donnie Love	9	at Texas A&M	10/13/79
		Bill Jones	4	Virginia Tech	10/12/73
		Paul Shires	3	at Memphis	11/9/68
		Tom Paciorek	34	at Florida State	9/17/66
		Ken Bolin	23	Boston College	10/7/61

INTERCEPTIONS - SEASON

Rk.	INTs	Player	Yds.	Year
1.	12	Cornelius Price	187	1989
t2.	10	Anthony Francis	118	1976
		Paul Shires	45	1968
		Byron Beaver	58	1962
t5.	8	Jerry Parks	124	1990
		Johnny Jackson	218	1987
		L.D. Rowden	113	1969
t8.	7	Butch LaCroix	52	1981
		Mike James	69	1999
t10.	6	Adrian McDonald	76	2013
		Phillip Steward	61	2011
		Delmonico Montgomery	87	1996
		Stephen Harris	53	1992
		Chris Ellison	66	1989
		DeWayne Bowdwn	140	1984
		Mark Mohr	79	1976
		Harold Evans	83	1972
		Nick Holm	45	1971
		Gus Hollomon	80	1966
		Tom Paciorek	36	1966

INTERCEPTIONS - CAREER

Rk.	INTs	Player	Years
1.	17	Adrian McDonald	2012-15
2.	16	Cornelius Price	1988-89
t3.	14	Johnny Jackson	1986-88
		Anthony Francis	1975-77
		Gus Hollomon	1965-67
6.	13	Will Gulley	2002-06
t7.	12	Trevon Stewart	2012-15
		Calvin Eason	1980-82
		Paul Shires	1966-68
t10.	11	Zach McMillian	2010-13
		Phillip Steward	2009-12
		Brandon Brinkley	2006-09
		Reggie Vonner	1980-82
		Mark Mohr	1974-76
		Harold Evans	1972-74
		Robert Giblin	1972-74
		L.D. Rowden	1969-70
		Tom Paciorek	1964-66

INTERCEPTION RETURN YARDS - GAME

Rk.	No.	Player	Ret.	Opponent	Date
1.	181	Johnny Jackson	3	Texas	11/7/87
2.	103	Cornelius Price	2	at Rice	12/2/89
3.	100	Frank Ditta	1	San Jose State	10/2/71
4.	96	William Jackson	1	at UTSA	9/28/13
t5.	95	Loyce Means	3	Tulsa	11/15/08
		D.J. Hayden	2	UTEP	10/27/12
7.	89	Paul Sweeten	1	Auburn	10/26/57
8.	78	James Reddish	1	SMU	10/21/95
9.	76	Pat Studstill	1	Wichita State	10/11/58
t10.	75	D.J. Hayden	1	at SMU	10/18/12
		Willie Gaston	2	at Memphis	10/2/04
		Kenny Hill	1	Tulane	11/6/99
t3.	74	Jack Howton	4	at Texas Tech	11/1/52
Eagle Aloha Bowl (Honolulu)					
t15.	72	Alton Montgomery	1	vs. Washington State	12/25/88

Carl Mittag 1 Hardin-Simmons 10/22/49

INTERCEPTION RETURN YARDS - SEASON

Rk.	Yds.	Player	Ret.	Year
1.	218	Johnny Jackson	8	1987
2.	187	Cornelius Price	12	1989
3.	171	D.J. Hayden	4	2012
4.	160	Loyce Means	4	2008
5.	145	Adrian McDonald	5	2014
6.	140	DeWayne Bowden	6	1984
7.	124	Jerry Parks	8	1990
8.	119	Red Purdum	5	1949
9.	118	Anthony Francis	10	1976
t10.	113	Mike Simpson	4	1967
		L.D. Rowden	8	1969
		Johnny Peacock	4	1967
13.	110	William Jackson, III	5	2015
14.	108	Brandon Brinkley	4	2009
15.	107	Calvin Eason	5	1981
16.	106	Gene Ritch	3	1962
17.	102	Frank Ditta	3	1971

INTERCEPTION RETURN YARDS - CAREER

Rk.	Yds.	Player	Ret.	Year
1.	325	Johnny Jackson	14	1985-88
2.	289	Adrian McDonald	17	2012-15
3.	238	Loyce Means	8	2007-10
4.	229	D.J. Hayden	6	2011-12
5.	226	Cornelius Price	16	1988-89
6.	211	William Jackson, III	8	2013-15
7.	200	Gus Hollomon	14	1965-67
8.	194	Calvin Eason	12	1980-82
9.	186	Brandon Brinkley	11	2006-09
10.	157	Mike Simpson	9	1966-68
11.	156	Trevon Stewart	12	2012-15
12.	155	L.D. Rowden	11	1968-70
13.	154	Anthony Francis	14	1975-77
14.	151	DeWayne Bowden	9	1983-84
t15.	147	Johnny Peacock	9	1966-68
		Will Gulley	13	2002-06
17.	140	Paul Sweeten	3	1955-57
18.	139	Delmonico Montgomery	8	1993-96



DEFENSIVE RECORDS

INTERCEPTION RETURN TOUCHDOWNS - GAME

Rk.	No.	Player	Yds.	Opponent	Date
1.	3	Johnny Jackson	97-53-31	Texas	11/7/87
2.	2	Cornelius Price	58-45	at Rice	12/2/89
t3.	1	Howard Wilson	28	at Cincinnati	9/15/16
		Steven Taylor	74	at Cincinnati	9/15/16
		Brandon Wilson	51	Cincinnati	11/7/15
		William Jackson, III	55	Vanderbilt	10/31/15
		William Jackson, III	35	Texas State	9/26/15
		Trevon Stewart	29	Temple	10/17/14
		Derrick Mathews	29	BYU	10/19/13
		William Jackson	96	at UTSA	9/28/13
		D.J. Hayden	97	UTEP	10/27/12
		D.J. Hayden	75	at SMU	10/18/12
		D.J. Hayden	54	UAB	11/5/11
		Derrick Mathews	20	Marshall	10/22/11
		Loyce Means	42	Tulane	9/25/10
		Matt Nicholson	42	Texas State	9/4/10
		Brandon Brinkley	45	Rice	11/28/09
		Jamal Robinson	26	at #5/6 Oklahoma State	9/12/09
		Loyce Means	69	#24 Tulsa	11/15/08
		Brandon Brinkley	35	UAB	10/8/08
		Mamoon Barbandi	41	Texas Southern	11/24/07
		Willie Gaston	75	at Memphis	10/2/04
		Jason Parker	35	Cincinnati	10/20/01
		Jason Parker	28	Louisville	11/18/00
		Kenny Hill	75	Tulane	11/6/99
		Mike James	28	at Louisville	10/23/99
		Emile White	22	Memphis	10/3/98
		James Reddish	78	SMU	10/21/95
		Delmonico Montgomery	52	at Texas A&M	10/9/93
		Eric Blount	37	Eastern Washington	11/17/90
		Jerry Parks	26	Arkansas	10/27/90
		Reggie Burnette	21	at Rice	12/2/89
		Cornelius Price	26	vs. Louisiana Tech	9/10/88
		Randy Thornton	19	at Temple	11/14/87
		Randy Thornton	17	Texas	11/7/87
		Gary McGuire	22	at Wyoming	10/17/87
		DeWayne Bowden	62	at Texas	11/10/84
		Orsby Crenshaw	22	Lamar	9/17/83
		Albert Pope	32	at Rice	9/1/83
		Reggie Vonner	40	Miami (Fla.)	9/19/81
		Leonard Mitchell	34	TCU	11/4/78
		Leonard Mitchell	30	SMU	10/21/78
		David Hodge	21	Utah	11/23/78
		Bill Hamrick	14	Cincinnati	11/25/72
		Deryl McGallion	23	Cincinnati	11/25/72
		Robert Giblin	51	Colorado State	11/11/72
		Harold Evans	20	Arizona State	9/16/72
		Buddy Stohler	13	Utah	11/27/71
		Deryl McGallion	40	San Jose State	10/2/71
		Frank Ditta	100	San Jose State	10/2/71
		Frank Ditta	30	Florida State	11/26/70
		L.D. Rowden	55	Florida State	11/29/69
		Johnny Peacock	34	Tulsa	11/23/68
		Jerry Drones	6	Cincinnati	10/4/68
		Mike Simpson	30	Idaho	11/18/67
		Johnny Peacock	39	Mississippi State	10/21/67
		Mike Simpson	59	Michigan State	9/23/67
		Billy Richardson	45	Tulsa	11/26/60
		Pat Studstill	76	Wichita State	10/11/58
		Charlie Brown	35	Cincinnati	10/4/58
		Paul Sweeten	89	Auburn	10/26/57
		Bob Borah	11	Detroit	12/1/56
		Paul Carr	44	North Texas	11/30/51
		Leo Van Haverbeke	25	Oklahoma State	11/24/51
		Phil Koonce	25	Wichita State	10/28/50
		Carl Mittag	72	Hardin-Simmons	10/22/49
		Red Purdum	41	Louisiana Lafayette	10/8/49
		Maurice Elliott	42	Louisiana Tech	10/9/48
		Gene Krus	20	Hardin-Simmons	11/1/47

INTERCEPTION RETURN TOUCHDOWNS - SEASON

Rk.	Avg.	Player	Year
1.	3	Johnny Jackson	1987
t2.	2	William Jackson, III	2015
		D.J. Hayden	2012
		Cornelius Price	1989
		Randy Thornton	1987
		Leonard Mitchell	1978
		Mike Simpson	1967
t8.	1	done 56 times Most recently by Howard Wilson, Steven Taylor	2016

INTERCEPTION RETURN TOUCHDOWNS - CAREER

Rk.	No.	Player	Year
t1.	3	William Jackson, III	2013-15
		D.J. Hayden	2011-12
		Cornelius Price	1988-89
		Johnny Jackson	1985-88
t5.	2	Derrick Mathews	2011-14
		Loyce Means	2007-10
		Brandon Brinkley	2006-09
		Jason Parker	1998-01
		Randy Thornton	1984-87
		Leonard Mitchell	1977-80
		Deryl McGallion	1971-73
		Frank Ditta	1969-71
		Mike Simpson	1966-68
		Johnny Peacock	1966-68
t15.	1	done 42 times; Most recently by Howard Wilson	2014-16

2017 SEASON

COACHING STAFF

THE COUGARS

SEASON REVIEW

HISTORY & RECORDS



ANNUAL LEADERS

2017 SEASON

COACHING STAFF

THE COUGARS

SEASON REVIEW

HISTORY & RECORDS

RUSHING YARDS

Year	Player	Pos.	Cl.	Carries	Net	Avg.	TD	LG
2016	Duke Catalon	RB	So.	145	528	3.6	4	35
2015	Greg Ward Jr.	QB	Jr.	198	1,108	5.6	21	47
2014	Kenneth Farrow	RB	Jr.	186	1,037	5.6	14	58
2013	Ryan Jackson	RB	So.	139	661	4.8	6	37
2012	Charles Sims	RB	r-Jr.	142	851	6.0	11	53
2011	Charles Sims	RB	r-So.	110	821	7.5	9	72
2010	Bryce Beall	RB	Jr.	153	870	5.3	12	43
2009	Charles Sims	RB	Fr.	132	698	5.3	9	31td
2008	Bryce Beall	RB	Fr.	198	1,247	6.3	13	78td
2007	Anthony Alridge	RB	r-Sr.	259	1,597	6.2	14	60
2006	Anthony Alridge	RB	r-Jr.	95	959	10.1	8	87td
2005	Ryan Gilbert	RB	Sr.	170	1,037	6.1	9	58td
2004	Anthony Evans	RB	r-Jr.	153	788	5.2	4	36
2003	Anthony Evans	RB	r-So.	236	1,149	4.9	9	48td
2002	Joffrey Reynolds	RB	r-So.	316	1,545	4.9	11	72td
2001	Joffrey Reynolds	RB	r-Jr.	181	818	4.5	7	76td
2000	Joffrey Reynolds	RB	r-So.	136	534	3.9	5	35
1999	Ketric Sanford	RB	Sr.	224	1,199	5.4	12	72td
1998	Ketric Sanford	RB	Jr.	222	1,054	4.7	6	75td
1997	Ketric Sanford	RB	So.	151	636	4.2	3	25
1996	Antowain Smith	RB	Sr.	202	1,239	6.1	14	96td
1995	Antowain Smith	RB	Jr.	152	608	4.0	5	65td
1994	Jemaine Williams	RB	Jr.	136	670	4.9	5	45
1993	Lamar Smith	RB	Sr.	96	417	4.3	2	34
1992	Lamar Smith	RB	Jr.	111	845	7.6	9	41
1991	TiAndre Sanders	RB	Jr.	70	397	5.7	5	64
1990	Chuck Weatherspoon	RB	Sr.	158	1,097	6.9	7	35
1989	Chuck Weatherspoon	RB	Jr.	119	1,146	9.6	10	60
1988	Chuck Weatherspoon	RB	So.	118	1,004	8.5	10	70
1987	Kimble Anders	RB	So.	158	791	5.0	8	57
1986	Sloan Hood	RB	Jr.	97	391	4.0	3	30
1985	Sloan Hood	RB	So.	114	652	5.7	8	47td
1984	Raymond Tate	RB	So.	180	864	4.8	6	72td
1983	Donald Jordan	RB	Sr.	191	1,049	5.5	7	59
1982	Dallas Wiggins	RB	Jr.	169	895	5.3	5	39
1981	Lionel Wilson	QB	So.	191	656	3.4	7	61td
1980	Terold Clark	RB	Sr.	219	859	3.9	4	43td
1979	Terold Clark	RB	Jr.	193	1,063	5.5	7	46td
1978	Emmett King	RB	Jr.	183	1,095	6.0	5	83td
1977	Alois Blackwell	RB	Sr.	213	1,169	5.5	11	71td
1976	Alois Blackwell	RB	Jr.	151	934	6.2	8	57td
1975	John Housman	RB	Jr.	107	466	4.4	5	30td
1974	John Housman	RB	So.	192	988	5.2	8	40
1973	Leonard Parker	RB	Sr.	224	1,123	5.0	12	56
1972	Nat "Puddin" Jones	RB	Sr.	222	1,216	5.5	10	33
1971	Robert Newhouse	RB	Sr.	277	1,757	6.3	12	75
1970	Tommy Mozisek	RB	Jr.	153	935	6.1	11	70td
1969	Jim Strong	RB	Sr.	190	1,293	6.8	11	50
1968	Paul Gipson	RB	Sr.	242	1,550	6.4	13	66
1967	Paul Gipson	RB	Jr.	187	1,100	5.9	11	52
1966	Dick Post	RB	Sr.	185	1,061	5.7	5	40td
1965	Dick Post	RB	Jr.	156	630	4.0	3	37
1964	Dick Post	RB	So.	116	528	4.6	5	66
1963	Joe Lopasky	RB	Jr.	96	353	3.7	3	18
1962	Bobby Brezina	RB	Sr.	102	512	5.0	6	73td
1961	Ken Bolin	RB	Sr.	60	356	5.9	3	80td
1960	Ken Bolin	RB	Jr.	75	542	7.2	4	56td
1959	Charlie Rieves	RB	So.	87	347	4.0	3	19
1958	Claude King	RB	Jr.	76	439	5.8	3	47td
1957	Don Brown	RE	Jr.	86	378	4.4	3	—
1956	Don Flynn	RB	Sr.	90	412	4.6	4	—
1955	Curley Johnson	RB	Jr.	82	469	5.7	3	—
1954	Jack Patterson	RB	Sr.	77	361	4.7	3	—
1953	Donn Hargrove	RB	So.	69	407	5.9	7	80td
1952	S. M. Meeks	RB	So.	78	366	4.7	4	40td
1951	Gene Shannon	RB	Sr.	143	1,036	7.3	11	72td
1950	Max Clark	RB	Sr.	129	860	6.7	8	45td
1949	Gene Shannon	RB	So.	88	498	5.7	5	41td
1948	Jack Gwin	RB	So.	78	357	4.6	2	—
1947	Boyd Tingle	RB	So.	54	299	5.5	5	81td

PASSING YARDS

Year	Player	Cl.	G	Cmp	Att	Int	Pct.	Yds.	TD
2016	Greg Ward Jr.	Sr.	12	319	469	13	.680	3,557	22
2015	Greg Ward Jr.	Jr.	14	232	345	6	.672	2,828	17
2014	Greg Ward Jr.	So.	13	177	263	7	.673	2,010	12
2013	John O'Korn	Fr.	13	259	446	10	.581	3,117	28
2012	David Piland	r-So.	11	256	448	12	.571	2,929	16
2011	Case Keenum	r-Sr.	14	428	603	5	.710	5,631	48
2010	David Piland	Fr.	8	201	345	14	.583	2,641	24
2009	Case Keenum	r-Jr.	14	492	700	15	.703	5,671	44
2008	Case Keenum	r-So.	13	397	589	11	.674	5,020	44
2007	Case Keenum	r-Fr.	13	187	273	10	.685	2,259	14
2006	Kevin Kolb	Sr.	14	292	432	4	.676	3,809	30
2005	Kevin Kolb	Jr.	12	254	420	15	.605	3,258	19
2004	Kevin Kolb	So.	11	198	353	6	.561	2,766	11
2003	Kevin Kolb	Fr.	13	220	360	6	.611	3,131	25
2002	Nick Eddy	Jr.	11	134	265	18	.506	2,054	16
2001	Kelly Robertson	Jr.	7	149	267	6	.558	1,704	9
2000	Jason McKinley	r-Sr.	11	251	428	13	.586	2,696	14
1999	Jason McKinley	r-Jr.	11	148	257	10	.576	1,651	5
1998	Jason McKinley	r-So.	11	218	386	13	.566	2,437	18
1997	Jason McKinley	r-Fr.	11	166	314	11	.529	1,910	9
1996	Chuck Clements	r-Sr.	11	223	354	13	.630	2,417	21
1995	Chuck Clements	r-Jr.	11	245	437	11	.561	2,641	15
1994	Chuck Clements	So.	5	91	162	5	.562	838	3
1993	Jimmy Klingler	Jr.	8	117	230	9	.509	1,291	7
1992	Jimmy Klingler	So.	11	303	504	18	.601	3,818	32
1991	David Klingler	Sr.	10	278	497	17	.559	3,388	29
1990	David Klingler	Jr.	11	374	643	20	.582	5,140	54
1989	André Ware	Jr.	11	365	578	15	.631	4,699	46
1988	André Ware	So.	11	212	356	8	.596	2,507	25
1987	David Dacus	Jr.	7	168	291	10	.577	1,849	8
1986	Mark Davis	Jr.	10	45	91	9	.495	590	6
1985	Gerald Landry	Jr.	11	117	241	9	.486	1,624	10
1984	Gerald Landry	So.	11	113	235	18	.481	1,503	12
1983	Gerald Landry	Fr.	7	56	120	4	.467	957	5
1982	Lionel Wilson	Jr.	10	85	171	13	.497	1,386	5
1981	Lionel Wilson	So.	11	85	170	11	.500	1,225	9
1980	Brent Chinn	So.	11	58	109	8	.440	749	2
1979	Delrick Brown	Sr.	11	59	117	6	.504	737	6
1978	Danny Davis	Sr.	11	76	155	7	.490	1,053	9
1977	Delrick Brown	So.	10	69	136	3	.507	977	13
1976	Danny Davis	So.	11	77	161	10	.478	1,348	11
1975	Bubba McGallion	Jr.	9	47	103	11	.455	697	4
1974	David Husmann	Jr.	10	90	328	6	.420	524	2
1973	D.C. Nobles	Sr.	11	70	156	7	.449	1,148	7
1972	D.C. Nobles	Jr.	11	101	209	7	.483	1,351	15
1971	Gary Mullins	Sr.	11	94	184	9	.511	1,616	14
1970	Gary Mullins	Jr.	11	68	159	9	.428	1,046	10
1969	Gary Mullins	So.	11	83	166	6	.500	1,433	13
1968	Ken Bailey	Jr.	10	71	152	12	.467	1,279	11
1967	Dick Woodall	Sr.	10	65	132	10	.492	1,224	12
1966	Bo Burris	Sr.	10	98	204	21	.480	1,666	22
1965	Bo Burris	Jr.	10	81	175	11	.463	1,256	12
1964	Jack Skog	Sr.	9	30	55	4	.545	436	6
1963	Jack Skog	Jr.	10	100	182	9	.549	1,145	7
1962	Billy Roland	Sr.	10	60	123	4	.488	753	5
1961	Don Sessions	Jr.	10	48	111	10	.432	549	4
1960	Don Sessions	Jr.	10	65	133	12	.489	724	5
1959	Lonnie Holland	Sr.	10	45	76	9	.592	423	3
1958	Lonnie Holland	Jr.	9	48	84	8	.571	542	4
1957	Sammy Blount	Sr.	10	22	50	3	.440	306	0
1956	Don Flynn	Sr.	10	22	53	3	.415	464	6
1955	Jimmy Dickey	Sr.	10	32	81	8	.395	454	4
1954	Jimmy Dickey	Jr.	10	32	77	8	.416	474	5
1953	Bobby Clatterback	Sr.	9	30	61	3	.492	276	0
1952	Bobby Clatterback	Jr.	10	47	128	5	.367	736	4
1951	Bobby Clatterback	So.	10	57	111	14	.514	966	8
1950	Bobby Rogers	So.	10	28	61	5	.459	287	2
1949	Alan Neveux	So.	10	63	144	14	.438	939	7
1948	Alan Neveux	So.	10	46	116	10	.397	549	5



ANNUAL LEADERS

TOTAL OFFENSE YARDS

Year	Player	Pos.	Cl.	Plays	Rush	Pass	Total	TDR
2016	Greg Ward Jr.	QB	Sr.	666	518	3,557	4,075	32
2015	Greg Ward Jr.	QB	Jr.	543	1,108	2,828	3,936	38
2014	Greg Ward Jr.	QB	So.	381	573	2,010	2,583	18
2013	John O'Korn	QB	Fr.	523	104	3,117	3,221	29
2012	David Piland	QB	r-So.	493	190	2,929	3,119	18
2011	Case Keenum	QB	r-Sr.	660	35	5,631	5,666	51
2010	David Piland	QB	Fr.	368	28	2,641	2,669	24
2009	Case Keenum	QB	r-Jr.	760	158	5,671	5,829	48
2008	Case Keenum	QB	r-So.	665	221	5,020	5,241	51
2007	Case Keenum	QB	r-Fr.	376	412	2,259	2,671	23
2006	Kevin Kolb	QB	Sr.	543	154	3,809	3,963	34
2005	Kevin Kolb	QB	Jr.	524	200	3,258	3,458	24
2004	Kevin Kolb	QB	So.	471	51	2,766	2,817	16
2003	Kevin Kolb	QB	Fr.	499	346	3,131	3,477	30
2002	Nick Eddy	QB	Jr.	302	-39	2,054	2,015	18
2001	Kelly Robertson	QB	Jr.	295	-93	1,704	1,611	9
2000	Jason McKinley	QB	r-Sr.	504	-131	2,696	2,565	15
1999	Jason McKinley	QB	r-Jr.	277	-60	1,651	1,591	5
1998	Jason McKinley	QB	r-So.	409	-117	2,437	2,320	18
1997	Jason McKinley	QB	r-Fr.	343	-109	1,910	1,801	9
1996	Chuck Clements	QB	r-Sr.	380	-83	2,417	2,334	21
1995	Chuck Clements	QB	r-Jr.	474	-56	2,641	2,585	15
1994	Chuck Clements	QB	So.	178	-44	838	794	3
1993	Jimmy Klingler	QB	Jr.	262	-58	1,291	1,233	7
1992	Jimmy Klingler	QB	So.	544	-50	3,818	3,768	32
1991	David Klingler	QB	Sr.	590	-162	3,388	3,226	30
1990	David Klingler	QB	Jr.	704	81	5,140	5,221	55
1989	André Ware	QB	Jr.	628	-38	4,699	4,661	49
1988	André Ware	QB	So.	391	-48	2,507	2,459	27
1987	David Dacus	QB	Jr.	334	-105	1,849	1,744	8
1986	Gerald Landry	QB	Sr.	220	273	428	701	1
1985	Gerald Landry	QB	Jr.	408	414	1,624	2,038	17
1984	Gerald Landry	QB	So.	412	384	1,503	1,887	15
1983	Gerald Landry	QB	Fr.	220	246	957	1,203	7
1982	Lionel Wilson	QB	Jr.	343	403	1,386	1,789	8
1981	Lionel Wilson	QB	So.	361	656	1,225	1,881	16
1980	Brent Chinn	QB	So.	210	453	749	1,202	7
1979	Delrick Brown	QB	Sr.	227	377	737	1,114	8
1978	Danny Davis	QB	Sr.	280	349	1,053	1,402	14
1977	Delrick Brown	QB	So.	241	225	977	1,202	17
1976	Danny Davis	QB	So.	303	420	1,348	1,768	16
1975	Bubba McGallion	QB	Jr.	232	392	697	1,089	9
1974	John Housman	QB	Jr.	192	988	0	988	8
1973	D. C. Nobles	QB	Sr.	278	591	1,148	1,739	12
1972	D. C. Nobles	QB	Sr.	302	289	1,351	1,640	22
1971	Gary Mullins	QB	Sr.	271	148	1,616	1,764	21
1970	Gary Mullins	QB	Jr.	222	57	1,046	1,103	10
1969	Gary Mullins	QB	So.	263	398	1,433	1,831	21
1968	Paul Gipson	QB	Sr.	245	1,550	74	1,624	14
1967	Dick Woodall	QB	Sr.	225	39	1,224	1,263	13
1966	Bo Burriss	QB	Sr.	274	180	1,666	1,846	26
1965	Bo Burriss	QB	Jr.	257	81	1,256	1,337	12
1964	Dick Post	QB	So.	118	528	2	530	5
1963	Jack Skog	QB	Jr.	241	34	1,145	1,179	10
1962	Billy Roland	QB	Sr.	182	-62	753	691	5
1961	Billy Roland	QB	Jr.	187	288	420	708	8
1960	Don Sessions	QB	Jr.	193	95	724	819	7
1959	Lonnie Holland	QB	Sr.	120	95	423	518	3
1958	Lonnie Holland	QB	Jr.	133	83	542	625	7
1957	Don Brown	RE	Jr.	91	378	25	403	4
1956	Don Flynn	QB	Sr.	143	412	464	876	7
1955	Jimmy Dickey	QB	Sr.	136	176	454	630	6
1954	Jimmy Dickey	QB	Jr.	129	181	474	655	6
1953	Donn Hargrove	QB	So.	69	407	0	407	7
1952	Bobby Clatterbuck	QB	Jr.	220	34	736	702	5
1951	Gene Shannon	HB	Sr.	143	1,036	0	1,036	11
1950	Max Clark	HB	Sr.	137	860	35	895	8
1949	Alan Neveux	QB	So.	216	36	939	975	11
1948	Alan Neveux	QB	So.	209	209	549	758	9
1947	Boyd Tingle	QB	So.	92	299	116	415	5

ALL-PURPOSE YARDS

Year	Player	Pos.	Cl.	Plays	Rush	Rec	PR	KR	INT	Total	Y/P
2016	Linell Bonner	WR	Jr.	99	6	1,118	0	0	0	1,124	11.35
2015	Demarcus Ayers	WR	Jr.	151	146	1,222	290	0	0	1,659	10.99
2014	Kenneth Farrow	RB	Jr.	206	1,037	149	0	0	0	1,186	5.03
2013	Deontay Greenberry	WR	So.	84	6	1,202	0	0	0	1,208	14.38
2012	Charles Sims	RB	r-Jr.	179	851	373	0	0	0	1,224	6.84
2011	Patrick Edwards	WR	r-Sr.	106	6	1,752	210	0	0	1,968	18.57
2010	Tyron Carrier	WR	r-Jr.	106	50	480	0	1,174	0	1,704	16.08
2009	Tyron Carrier	WR	r-So.	142	125	1,029	73	986	0	2,213	15.58
2008	Tyron Carrier	WR	r-Fr.	127	140	1,026	77	601	0	1,844	14.52
2007	Anthony Alridge	RB	r-Sr.	310	1,597	428	0	233	0	2,258	7.28
2006	Anthony Alridge	WR	r-Jr.	141	959	274	0	603	0	1,836	13.02
2005	Vincent Marshall	WR	Sr.	100	84	939	175	186	0	1,385	13.85
2004	Vincent Marshall	WR	Jr.	69	8	1,040	0	0	0	1,048	15.19
2003	Brandon Middleton	WR	r-Sr.	62	0	1,250	0	171	0	1,421	22.92
2002	Joffrey Reynolds	RB	r-Sr.	335	1,545	135	0	0	0	1,680	5.01
2001	Joffrey Reynolds	RB	r-Jr.	220	818	349	0	50	0	1,217	5.53
2000	Brian Robinson	WR	r-So.	80	-2	899	0	0	0	897	11.21
1999	Ketric Sanford	TB	Sr.	249	1,199	113	0	277	0	1,589	4.82
1998	Ketric Sanford	RB	Jr.	259	1,054	171	0	305	0	1,530	5.91
1997	Ketric Sanford	RB	So.	184	636	101	0	530	0	1,267	6.89
1996	Antowain Smith	TB	Sr.	255	1,239	201	0	15	0	1,455	5.71
1995	Charles West	WR	r-Jr.	67	2	548	98	218	0	866	12.93
1994	Jermaine Williams	RB	Jr.	153	670	93	0	0	0	763	4.99
1993	Donald Mofett	WR	Sr.	134	290	135	0	814	0	1,239	9.25
1992	Lamar Smith	SB	Jr.	141	845	315	0	0	0	1,160	8.23
1991	Marcus Grant	WR	Jr.	78	0	1,262	0	0	0	1,262	17.18
1990	Chuck Weatherspoon	SB	Sr.	229	1,097	560	196	185	0	2,038	8.90
1989	Chuck Weatherspoon	SB	Jr.	226	1,146	735	95	415	0	2,391	10.58
1988	James Dixon	WR	Sr.	127	0	1,103	0	565	0	1,668	13.13
1987	James Dixon	WR	Jr.	92	0	659	0	903	0	1,562	16.98
1986	Vernell Ramsey	RB	So.	65	252	0	2	502	0	756	11.63
1985	Sloan Hood	FB	So.	118	652	25	0	0	0	677	5.74
1984	Raymond Tate	RB	So.	183	864	27	9	0	0	891	4.87
1983	Donald Jordan	RB	Sr.	200	1,049	67	0	35	0	1,151	5.76
1982	Dallas Wiggins	RB	Sr.	182	895	122	0	0	0	1,017	5.59
1981	Lonell Phea	SE	Sr.	64	29	614	227	0	0	870	13.59
1980	Terold Clark	RB	Sr.	226	859	84	0	0	0	943	4.17
1979	Terold Clark	RB	Jr.	199	1,063	80	0	0	0	1,143	5.74
1978	Emmett King	RB	Sr.	189	1,095	47	0	0	0	1,142	6.04
1977	Alois Blackwell	RB	Sr.	220	1,169	108	0	0	0	1,277	5.80
1976	Alois Blackwell	RB	Jr.	153	934	0	0	40	0	974	6.37
1975	Don Bass	TE	So.	68	95	646	32	212	0	985	14.49
1974	John Housman	FB	So.	193	988	0	0	10	0	998	5.17
1973	Leonard Parker	FB	Sr.	228	1,123	3	0	27	0	1,153	5.06
1972	Nat "Puddin" Jones	RB	Sr.	234	1,216	53	0	163	0	1,432	7.12
1971	Robert Newhouse	FB	Sr.	286	1,757	35	0	196	0	1,988	6.96
1970	Tommy Mozisek	FB	Jr.	154	935	10	0	0	0	945	6.14
1969	Jim Strong	FB	Sr.	197	1,293	92	0	0	0	1,385	7.03
1968	Paul Gipson	FB	Sr.	253	1,550	9	0	227	0	1,786	7.06
1967	Paul Gipson	RB	So.	207	1,100	107	0	137	0	1,344	6.49
1966	Warren McVea	RH	Jr.	99	648	414	1	173	0	1,236	12.48
1965	Warren McVea	RH	So.	75	114	341	21	428	0	904	12.05
1964	Dick Post	LH	So.	140	528	100	11	168	0	807	5.76
1963	Joe Lopasky	LH	Jr.	135	353	150	152	430	0	1,085	8.04
1962	Bobby Brezina	FB	Sr.	127	567	123	0	158	0	848	6.68
1961	Ken Bolin	LH	Sr.	93	356	81	0	429	39	905	9.73
1960	Ken Bolin	LH	Jr.	97	542	88	81	251	9	971	10.01
1959	Jim Kuehne	RH	Jr.	59	183	68	4	183	0	438	7.42
1958	Claude King	RHB	Jr.	99	439	132	8	291	0	870	8.79
1957	Don Brown	RE	Jr.	99	378	106	45	101	23	604	6.10
1956	Harold Lewis	RHB	So.	78	233	90	122	105	0	550	7.05
1955	Curley Johnson	FB	Jr.	89	469	50	0	98	0	617	6.93
1954	Jimmy Dickey	QB	Jr.	95	181	0	110	148	44	483	5.08
1953	Kennie Stegall	B	So.	70	340	-2	87	270	0	695	9.93
1952	Tom Bailes	B	So.	75	339	58	24	0	0	450	6.00
1951	Gene Shannon	HB	Sr.	185	1,036	345	94	323	0	1,798	9.72
1950	Max Clark	HB	Sr.	149	860	213	0	173	0	1,246	8.36
1949	Max Clark	HB	Jr.	119	461	77	159	173	11	881	7.40
1948	Max Clark	HB	So.	94	259	76	275	0	0	610	6.49
1947	Bo										



ANNUAL LEADERS

2017 SEASON

COACHING STAFF

THE COUGARS

SEASON REVIEW

HISTORY & RECORDS

RECEPTIONS

Year	Player	Pos.	Cl.	Catches	Yards	Avg.	TD
2016	Linell Bonner	WR	Jr.	98	1,118	93.2	3
2015	Demarcus Ayers	WR	Jr.	98	1,222	12.5	6
2014	Deontay Greenberry	WR	Jr.	72	841	11.7	6
2013	Deontay Greenberry	WR	So.	82	1,202	14.7	11
2012	Dewayne Peace	WR	Jr.	54	603	11.2	2
2011	Tyron Carrier	WR	r-Jr.	96	958	10.0	5
2010	Patrick Edwards	WR	r-Jr.	71	1,100	15.5	13
2009	James Cleveland	WR	Jr.	104	1,214	11.7	14
2008	Mark Hafner	TE	r-Sr.	86	907	10.5	11
2007	Donnie Avery	WR	r-Sr.	91	1,456	16.0	7
2006	Vincent Marshall	WR	Sr.	80	979	12.2	8
2005	Vincent Marshall	WR	Jr.	71	939	13.2	6
2004	Vincent Marshall	WR	So.	61	1,040	17.0	5
2003	Vincent Marshall	WR	Fr.	60	812	13.5	7
2002	KeyKowa Bell	WR	r-Sr.	35	422	12.1	2
2001	Orlando Iglesias	WR	r-Sr.	63	710	11.3	5
2000	Brian Robinson	WR	r-So.	80	890	11.1	6
1999	Orlando Iglesias	SE	Jr.	59	750	12.7	2
1998	Jerrian James	WR	Jr.	80	931	11.6	5
1997	Robbie Wheeler	WR	Jr.	42	470	11.2	2
1996	Damion Johnson	WR	Sr.	52	708	13.6	5
1995	Larkay James	WR	Sr.	50	706	14.1	4
	Charles West	WR	Jr.	50	548	10.9	2
1994	Ron Peters	WR	Sr.	28	342	12.3	2
	Jay McGuire	RB	Fr.	28	158	5.6	1
1993	Keith Jack	WR	Sr.	41	556	13.6	4
1992	Sherman Smith	IR	Jr.	103	923	9.0	6
1991	Freddie Gilbert	IR	Jr.	106	957	9.0	7
1990	Manny Hazard	IR	Sr.	78	946	12.1	9
1989	Manny Hazard	IR	Jr.	142	1,689	11.9	2
1988	Jason Phillips	WR	Sr.	108	1,444	13.4	15
1987	Jason Phillips	WR	Jr.	99	875	8.8	3
1986	Jet Brown	SE	So.	33	556	16.9	5
1985	Carl Hilton	TE	Sr.	34	450	13.2	5
1984	Carl Hilton	TE	Jr.	38	517	13.6	5
	Larry Shepherd	DL	Jr.	38	503	13.2	3
1983	David Roberson	FL	Sr.	32	354	11.1	1
1982	David Roberson	FL	Jr.	48	667	13.9	1
1981	Lonell Phea	FL	Sr.	40	614	15.4	2
1980	Lonell Phea	SR	Jr.	29	533	18.4	2
1979	Garrett Jurgajtis	TE	Sr.	23	275	12.0	0
1978	Willis Adams	FL	Sr.	29	534	18.4	4
1977	Don Bass	SE	Sr.	42	580	13.8	7
1976	Eddie Foster	TE	Sr.	26	524	20.2	4
1975	Don Bass	TE	So.	38	646	17.0	2
1974	Robert Lavergne	FL	So.	13	184	14.2	0
1973	Bryan Willingham	FL	Jr.	16	328	20.5	2
1972	Robert Ford	SE	Sr.	35	538	15.4	4
1971	Riley Odoms	TE	Sr.	45	730	16.2	8
1970	Elmo Wright	SE	Sr.	47	874	18.6	9
1969	Elmo Wright	SE	Jr.	63	1,275	20.3	14
1968	Elmo Wright	SE	So.	43	1,198	27.9	11
1967	Ken Hebert	SE	Sr.	28	626	22.4	7
1966	Ken Hebert	SE	Jr.	38	800	21.1	11
1965	Ken Hebert	LH	So.	24	359	15.0	4
1964	Dick Post	LH	So.	12	100	8.3	0
1963	Clem Beard	RE	Sr.	19	240	12.6	3
1962	Bill Van Osdel	LE	Sr.	14	218	15.6	3
1961	Bill McMillan	RH	So.	15	244	16.3	1
1960	Erroll Linden	RE	Sr.	12	146	12.2	0
1959	Randall Dorsett	LE	Jr.	12	139	11.6	1
1958	Bob Borah	LE	Sr.	29	375	12.9	3
1957	Charles Mallia	LE	So.	9	116	12.9	0
1956	Bob Borah	LE	So.	6	73	12.2	2
1955	Ronnie Emberg	RE	Jr.	12	173	14.4	0
1954	Ronnie Emberg	RE	So.	12	152	12.7	1
1953	Ben Wilson	E	Jr.	12	128	10.7	1
1952	Vic Hampel	E	Sr.	19	396	20.8	2
1951	Vic Hampel	E	Jr.	24	499	20.8	3
1950	Max Clark			11	203	18.5	3
1949	Maurice Elliott			13	177	13.6	1
1948	Ed Staggs			17	234	3.8	3

SCORING

Year	Player	Pos.	Cl.	TD	PAT	2-PT	FG	TP
2016	Ty Cummings	K	Sr.	0	55-58	0	16-20	103
2015	Greg Ward Jr.	QB	Jr.	21	0	0	0	126
2014	Kenneth Farrow	RB	Jr.	15	0	0	0	90
	Kyle Bullard	K	Jr.	0	42-47	0	16-22	90
2013	Deontay Greenberry	WR	So.	11	0	0	0	66
2012	Matt Hogan	K	r-Sr.	0	45-45	0	20-25	105
2011	Matt Hogan	K	r-Jr.	0	91-92	0	13-17	130
2010	Matt Hogan	K	r-So.	0	54-58	0	14-17	96
2009	James Cleveland	WR	Sr.	14	0-0	0	0-0	84
2008	Bryce Beall	RB	Fr.	17	0-0	0	0-0	102
2007	Anthony Alridge	RB	r-Sr.	19	0-0	0	0-0	114
2006	Ben Bell	K	So.	0	51-53	0	14-18	93
2005	Ryan Gilbert	RB	Sr.	10	0-0	1	0-0	62
2004	Dustin Bell	K	r-Sr.	0	21-24	0	13-22	60
2003	Dustin Bell	K	r-Jr.	0	56-56	0	14-19	98
2002	Joffrey Reynolds	RB	r-Sr.	13	0-0	0	0-0	78
2001	Joffrey Reynolds	RB	r-Jr.	8	0-0	1	0-0	50
2000	Mike Clark	K	Sr.	0	17-19	0	10-21	47
1999	Ketric Sanford	TB	Sr.	12	0-0	0	0-0	72
1998	Mike Waddell	K	r-Sr.	0	28-29	0	12-19	64
1997	Sebastian Villarreal	K	r-Jr.	0	20-20	0	16-21	68
1996	Antowain Smith	TB	Sr.	15	0-0	1	0-0	92
1995	Sebastian Villarreal	K	r-So.	0	19-20	0	4-8	31
1994	Jermaine Williams	RB	Jr.	5	0-0	0	0-0	30
1993	Trace Craft	K	Jr.	0	20-21	0	6-9	38
1992	Trace Craft	K	So.	0	41-43	0	9-17	68
1991	Roman Anderson	K	Sr.	0	39-41	0	10-15	69
1990	Roman Anderson	K	Jr.	0	58-58	0	19-25	115
1989	Manny Hazard	IR	Jr.	22	0-0	1	0-0	134
1988	Roman Anderson	K	r-Fr.	0	51-51	0	19-25	108
1987	Kimble Anders	WB	So.	14	0-0	1	0-0	86
1986	Chip Brownndyke	K	Jr.	0	14-14	0	9-16	41
1985	Chip Brownndyke	K	So.	0	30-31	0	9-12	57
1984	Mike Clendenen	K	Sr.	0	18-21	0	18-22	72
1983	Mike Clendenen	K	Jr.	0	27-27	0	8-14	51
1982	Dwyane Love	FB	Sr.	10	0-0	0	0-0	60
1981	Lionel Wilson	QB	So.	7	0-0	0	0-0	42
1980	David Humphreys	LB	Jr.	0	22-23	0	9-12	49
1979	Kenny Hatfield	K	Jr.	0	32-32	0	11-19	65
1978	Randy Love	FB	Sr.	9	0-0	0	0-0	54
1977	Alois Blackwell	RB	Sr.	11	0-0	1	0-0	68
1976	Lennard Coplin	K	Sr.	0	34-38	0	9-15	61
1975	Bubba McGallion	QB	Jr.	5	0-0	2	0-0	34
1974	John Housman	FB	So.	8	0-0	0	0-0	48
1973	Leonard Parker	FB	Sr.	12	0-0	1	0-0	74
1972	Nat "Puddin" Jones	RB	Sr.	12	0-0	1	0-0	74
1971	Robert Newhouse	FB	Sr.	12	0-0	1	0-0	74
1970	Tommy Mozisek	FB	Jr.	11	0-0	0	0-0	66
1969	Elmo Wright	SE	Sr.	14	0-0	3	0-0	90
1968	Paul Gipson	FB	Sr.	14	0-0	0	0-0	84
1967	Ken Hebert	SE	Sr.	7	36-42	1	2-6	86
1966	Ken Hebert	SE	Jr.	11	41-46	0	2-7	113
1965	Ken Hebert	LH	So.	4	12-16	1	3-7	47
1964	Dick Post	LH	So.	5	0-0	0	0-0	30
1963	Mike Spratt	LH	So.	5	0-0	0	0-0	30
1962	Bobby Brezina	FB	Sr.	6	0-0	0	0-0	36
1961	Billy Roland	QB	Jr.	4	0-0	0	0-0	24
	Larry Broussard	FB	Jr.	4	0-0	0	0-0	24
1960	Charles Rieves	FB	Jr.	6	0-0	1	0-0	38
1959	Charles Rieves	FB	So.	3	0-0	0	0-0	18
	Larry Lindsey	QB	So.	3	0-0	0	0-0	18
1958	Don McDonald	QB	Jr.	4	11-14	0	0-0	35
1957	Don Brown	RE	Jr.	4	0-0	0	0-0	24
	Claude King	RHB	So.	4	0-0	0	0-0	24
1956	Don Flynn	QB	Sr.	4	15-20	0	0-0	39
1955	Ken Stegall	LHB	Sr.	7	11-14	0	0-0	53
1954	Jim Baughman	RHB	Sr.	3	0-0	0	0-0	18
	Jack Patterson	FB	Sr.	3	0-0	0	0-0	18
1953	Donn Hargrove	B	So.	7	0-0	0	0-0	42
1952	Ken Pridgeon	B	Sr.	5	0-0	0	0-0	30
	S. M. Meeks	B	So.	5	0-0	0	0-0	30
1951	Gene Shannon	HB	Sr.	13	0-0	0	0-0	78
1950	Max Clark	HB	Sr.	11	24-33	0	0-0	90
1949	Alan Neveux			4	29-33	0	0-0	53
1948	Alan Neveux			4	12-22	0	1-4	39
1947	Boyd Tingle			5	0-0	0	0-0	30
1946	Charles Manichia			8	0-0	0	0-0	48



ANNUAL LEADERS

TACKLES

Year	Player	Pos.	Cl.	Solo	Assist	Total
2016	Matthew Adams	LB	Jr.	57	25	82
2015	Elandon Roberts	ILB	Sr.	88	54	142
2014	Efrem Oliphant	LB	Sr.	68	68	136
2013	Efrem Oliphant	LB	Jr.	70	64	134
2012	Phillip Steward	LB	Sr.	57	71	128
2011	Marcus McGraw	LB	Sr.	67	74	141
2010	Marcus McGraw	LB	Jr.	56	54	110
2009	Marcus McGraw	LB	So.	75	81	156
2008	Marcus McGraw	MLB	Fr.	48	55	103
2007	Rocky Schwartz	OLB	r-Sr.	48	55	103
2006	Will Gulley	S	r-Sr.	66	39	105
2005	Rocky Schwartz	S	Sr.	74	40	114
2004	Lance Everson	LB	Sr.	72	43	115
	Wade Koehl	LB	So.	64	51	115
2003	Lance Everson	LB	Jr.	87	39	126
2002	Hanik Milligan	DB	Sr.	72	77	149
2001	Hanik Milligan	DB	Jr.	102	72	174
2000	Wayne Rogers	DB	Sr.	87	47	134
1999	Kenny Hill	LB	Sr.	93	47	140
1998	Mike James	SS	Jr.	62	10	72
1997	Mike Parker	LB	Sr.	48	33	81
1996	Mike Parker	LB	Jr.	57	47	104
1995	Mike Parker	LB	So.	61	46	107
1994	Mike Parker	LB	Fr.	64	35	99
1993	Ryan McCoy	LB	Sr.	100	57	157
1992	Ryan McCoy	LB	Jr.	83	54	137
1991	Ryan McCoy	LB	So.	56	41	97
1990	Eric Blount	LB	So.	91	32	123
1989	Alfred Oglesby	DT	Sr.	63	41	104
1988	Glenn Montgomery	DL	Sr.	68	39	107
1987	Gary McGuire	LB	Sr.	107	47	148
1986	Gary McGuire	LB	Jr.	118	45	163
1985	Gary McGuire	LB	So.	100	55	155
1984	Bryant Winn	LB	Sr.	101	66	167
1983	Eugene Lockhart	LB	Sr.	90	44	134
1982	Weedy Harris	LB	Sr.	88	40	128
1981	Weedy Harris	LB	Jr.	80	41	121
1980	Steve Bradham	LB	Sr.	107	37	144
1979	David Hodge	LB	Sr.	87	38	125
1978	David Hodge	LB	Jr.	85	25	110
1977	Willis Williams	LB	Sr.	60	34	94
1976	Paul Humphreys	LB	Sr.	81	27	108
1975	Paul Humphreys	LB	Jr.	60	48	108
1974	Bubba Broussard	LB	Sr.	41	64	105
1973	Deryl Ray McGallion	LB	Sr.	58	58	116
1972	Deryl Ray McGallion	LB	Jr.	55	77	132
1971	Frank Ditta	LB	Sr.	52	59	111
1970	Frank Ditta	LB	Jr.	87	90	177
1969	Charlie Hall	LB	Jr.	62	37	99
1968	Jerry Drones	DE	Jr.	57	79	136
1967	Greg Brezina	LB	Jr.	51	75	126

SACKS

Year	Player	Pos.	Cl.	Sacks
2016	Tyus Bowser	LB	Sr.	8.5
	Steven Taylor	LB	Sr.	8.5
2015	Steven Taylor	LB	Jr.	10.0
2014	Steven Taylor	LB	So.	4.0
2013	Derrick Mathews	LB	Jr.	7
2012	Phillip Steward	LB	Sr.	11
2011	Sammy Brown	LB	Sr.	13.5
2010	Sammy Brown	LB	Jr.	7.5
2009	Tyrell Graham	DE	Sr.	7
2008	Phillip Hunt	DE	r-Sr.	14
2007	Phillip Hunt	DE	r-Jr.	10.5
2006	Phillip Hunt	DE	r-So.	8
2005	Wade Koehl	LB	Jr.	4
	Cody Pree	DE	r-Fr.	4
2004	Joe Clay	DE	r-Sr.	8
2003	Joe Clay	DL	r-Jr.	7
2002	Farouk Adelekan	DL	Jr.	9
2001	Arthur Gissendanner	LB	Sr.	2
	Adrian Lee	DL	r-Jr.	2
	Jason Parker	DB	Sr.	2
2000	Wayne Rogers	LB	Sr.	10
1999	Nikia Adderson	DL	Jr.	8
1998	Louis Hampton	LB	r-Sr.	10
1997	Rusty Foster	DE	Sr.	5
1996	Rusty Foster	DE	Jr.	9
1995	Reggie Davis	LB	So.	3
1994	Marlon Foots	DE	Jr.	4
1993	Allen Aldridge	DE	Sr.	4
	Stephen Dixon	RT	Sr.	4
1992	Steve Clarke	DE	Sr.	6
	Stephen Dixon	DT	Jr.	6
1991	Glenn Cadrez	DE	Sr.	12
1990	Reggie Burnette	LB	Sr.	12
1989	Craig Veasey	DE	Sr.	13
1988	Glenn Montgomery	DL	Sr.	12
1987	Craig Veasey	DL	Jr.	4
1986	Robby Brezina	RT	Sr.	3
	Gary McManus	LB	Sr.	3
1985	T.J. Turner	DE	Sr.	8
1984	T.J. Turner	DE	Jr.	11
1983	DeWayne Calloway	DT	Sr.	6
1982	T.J. Turner	DT	Fr.	8
1981	Craig McGallion	NG	Jr.	5
	Leo Truss	DE	Sr.	5
1980	Hosea Taylor	DT	Sr.	6
1979	Sam Proctor	LB	Sr.	12
1978	Hosea Taylor	DT	So.	7
1977	Leonard Mitchell	DT	Fr.	8
1976	Wilson Whitley	DT	Sr.	5
1975	Wilson Whitley	DT	Jr.	3
1974	Mack Mitchell	DE	Sr.	11
1973	Mack Mitchell	DE	Jr.	13
1972	Mack Mitchell	DE	So.	9
1971	Butch Brezina	DE	Sr.	5
1970	Kent Branstetter	DE	Jr.	4
1969	Jerry Drones	DE	Sr.	5
1968	Jerry Drones	DE	Jr.	6
1967	Jerry Drones	DE	So.	5

2017 SEASON

COACHING STAFF

THE COUGARS

SEASON REVIEW

HISTORY & RECORDS



ANNUAL LEADERS

2017 SEASON

COACHING STAFF

THE COUGARS

SEASON REVIEW

HISTORY & RECORDS

INTERCEPTIONS

Year	Player	Pos.	Cl.	INT	Yards	Avg.	TD
2016	Howard Wilson	CB	So.	5	58	11.6	2
2015	William Jackson, III	CB	Sr.	5	110	22.0	2
2014	Adrian McDonald	DB	Jr.	5	145	29.5	0
2013	Adrian McDonald	DB	So.	6	76	12.7	0
2012	Zach McMillian	DB	Jr.	5	8	1.6	0
2011	Phillip Steward	LB	Jr.	6	61	10.2	0
2010	Loyce Means	DB	Sr.	3	74	24.7	1
2009	Jamal Robinson	CB	r-Jr.	5	42	8.4	1
2008	Loyce Means	CB	So.	4	160	40.0	1
	Brandon Brinkley	CB	r-Jr.	4	32	8.0	1
2007	Kenneth Fontenette	CB	r-Jr.	4	21	5.2	0
2006	Will Gulley	S	r-Sr.	5	43	8.6	0
2005	Kenneth Fontenette	S	r-Fr.	4	17	4.2	0
2004	Will Gulley	S	Jr.	4	48	12.0	0
2003	Will Gulley	DB	So.	4	56	14.0	0
	Stanford Routt	DB	Jr.	4	44	11.0	0
2002	Victor Malone	DB	Sr.	3	62	20.7	0
2001	Hamin Milligan	DB	r-Sr.	2	9	4.5	0
2000	Hanik Milligan	DB	Jr.	5	77	15.4	0
1999	Mike James	S	Sr.	7	69	9.9	1
1998	Three players tied at	---	---	2	---	---	---
1997	Thomathan Good	CB	r-Sr.	2	0	0.0	0
	Malik Ledbetter	FS	So.	2	31	15.5	0
1996	Delmonico Montgomery	CB	r-Sr.	6	87	14.5	0
1995	Dedric Mathis	CB	Sr.	5	42	8.4	0
1994	Three players tied at	---	---	1	---	---	---
1993	Gerome Williams	DB	So.	2	32	16.0	0
1992	Steve Harris	CB	Sr.	6	53	8.8	0
1991	Lorenzo Dickson	DB	Jr.	3	20	6.7	0
1990	Jerry Parks	DB	Jr.	8	124	15.5	1
1989	Cornelius Price	CB	Jr.	12	187	15.6	2
1988	Johnny Jackson	DB	Sr.	4	86	21.5	0
	Cornelius Price	CB	So.	4	39	9.8	1
1987	Johnny Jackson	DB	Jr.	8	218	27.3	3
1986	Robert Jones	FS	Jr.	4	22	5.5	0
1985	5 players tied	---	---	1	---	---	---
1984	DeWayne Bowden	CB	Sr.	6	140	23.3	1
1983	Audrey McMillian	FS	Jr.	4	52	13.0	0
1982	Calvin Eason	FS	Sr.	4	37	9.3	0
	Reggie Vonner	CB	Sr.	4	22	5.5	0
1981	Butch LaCroix	CB	Jr.	7	52	7.4	0
1980	Reggie Vonner	DB	So.	4	17	4.3	0
1979	Donnie Love	CB	So.	5	14	2.8	0
1978	Gerald Cook	CB	Jr.	4	44	11.0	0
1977	Gerald Cook	CB	So.	2	19	9.5	0
	Anthony Francis	CB	Sr.	2	16	8.0	0
1976	Anthony Francis	CB	Jr.	10	118	11.8	0
1975	Anthony Francis	CB	So.	2	20	10.0	0
	Paul Humphreys	LB	Jr.	2	9	4.5	0
1974	Mark Mohr	FS	So.	4	25	6.3	0
1973	Jeff Bouche	LS	Sr.	5	28	5.6	0
	Robert Giblin	CB	Jr.	5	3	0.6	0
1972	Harold Evans	LB	So.	6	83	3.8	1
1971	Nick Holm	RS	Sr.	6	45	7.5	0
1970	Ronny Peacock	CB	Jr.	5	71	14.2	0
1969	L. D. Rowden	RS	Jr.	8	113	14.1	1
1968	Paul Shires	LS	Sr.	10	45	4.5	0
1967	Mike Simpson	DHB	Jr.	4	113	28.3	2
	Johnny Peacock	DHB	Jr.	4	113	28.3	1
1966	Gus Hollomon	S	Jr.	6	80	13.3	0
	Tom Paciorek	R	Jr.	6	36	6.0	0
1965	Gus Hollomon	S	So.	5	83	16.6	0
1964	Tim Wright	SE	Jr.	4	46	11.5	0
1963	Joe Rafter	RHB	So.	2	33	16.5	0
1962	Byron Beaver	QB	Sr.	10	56	5.6	0
1961	Ken Bolin	LHB	Sr.	4	39	9.8	0
1960	John Semian	C	Sr.	3	32	10.7	0
1959	John Semian	C	Jr.	2	32	16.0	0
1958	Don Brown	RE	Sr.	2	43	21.5	1
1957	Billy Ray Dickey	QB	Jr.	4	45	11.3	0
1956	Joe Bob Smith	RHB	Sr.	2	21	10.5	0
1955	Ronnie Logan	LHB	Jr.	3	5	1.7	0
1954	Frank Paul	QB	So.	3	45	15.0	0
1953	Eight players tied at	---	---	1	---	---	---
1952	Jack Howton	DB	Jr.	6	94	15.7	0
1951	Four players tied at	---	---	1	---	---	---
1950	James McNeil	HB	So.	4	36	9.0	0
1949	Red Purdum	---	---	5	119	23.8	1
1948	John O'Hara	---	---	3	19	6.3	0

PASSES DEFENDED

Year	Player	Pos.	Cl.	PD	INT-Yds	PBU
2016	Howard Wilson	CB	So.	15	5-58	10
2015	William Jackson III	CB	Sr.	28	5-110	23
2014	William Jackson III	DB	Jr.	12	2-5	10
2013	Zach McMillian	DB	Jr.	12	5-65	7
	Thomas Bates	DB	Sr.	11	2-0	9
	Trevon Stewart	DB	Fr.	11	4-16	7
2012	D.J. Hayden	DB	Sr.	12	4-171	8
	Zach McMillian	DB	So.	11	5-8	6
	Thomas Bates	DB	r-Jr.	10	0	10
2011	D.J. Hayden	DB	Jr.	13	2-58	11
2010	Phillip Steward	LB	So.	9	2-27	7
	Jamal Robinson	DB	r-Sr.	8	1-0	7
2009	Brandon Brinkley	CB	r-Sr.	16	4-108	12
2008	Brandon Brinkley	CB	r-Jr.	19	4-32	15
2007	Brandon Brinkley	CB	r-So.	12	2-1	10
	Ernest Miller	S	r-Jr.	11	0	11
	Phillip Hunt	DE	r-Jr.	11	1-8	10
2006	Willie Gaston	CB	Sr.	20	1-0	19
2005	Willie Gaston	CB	Sr.	14	1-2	13
2004	Stanford Routt	CB	Sr.	10	2-37	8
2003	Stanford Routt	DB	Jr.	12	4-44	8
2002	Victor Malone	DB	Sr.	13	3-62	10
2001	Victor Malone	DB	Jr.	6	0	6
2000	Jason Parker	DB	Jr.	19	3-46	16
1999	William Pettis	DB	Jr.	23	3-45	20
1998	William Fields	CB	Jr.	16	2-0	14
1997	Malik Ledbetter	FS	So.	9	2-31	7
1996	Delmonico Montgomery	CB	r-Sr.	22	6-87	16
1995	Dedric Mathis	CB	Sr.	16	5-42	11
	Gerome Williams	FS	r-Sr.	13	1-14	12
1994	Alfred Young	LCB	Sr.	8	1-0	7
1993	John W. Brown	CB	Sr.	7	1-4	6
	John H. Brown	CB	Jr.	7	1-2	6
	Alfred Young	DB	Jr.	6	0	6
1992	Stephen Harris	LCB	Sr.	10	6-53	4
	John W. Brown	CB	Jr.	8	1-32	7
1991	John W. Brown	CB	So.	7	2-1	5
	Stephen Harris	LCB	Jr.	7	2-0	5
1990	Jerry Parks	DB	Fr.	17	8-124	9
	John W. Brown	CB	Jr.	11	2-16	9
1989	Cornelius Price	CB	Sr.	25	12-187	13
1988	Johnny Jackson	DB	Jr.	14	4-86	10
1987	Johnny Jackson	DB	Jr.	24	8-218	16
1986	Robert Jones	FS	Jr.	12	4-22	8
	Orsby Crenshaw	CB	Sr.	10	0	10
1985	Israel Martin	RCB	So.	9	1-12	8
	Earl Allen	RCB	Sr.	9	1-0	8
1984	DeWayne Bowden	RCB	Sr.	14	6-140	8
	Randy Thornton	FS	Fr.	11	3-16	8
1983	Audrey McMillian	SS	Jr.	12	4-52	8
	Greg Purcell	SS	So.	10	1-42	9
	Orsby Crenshaw	LCB	So.	10	2-30	8
1982	Reggie Vonner	RCB	Sr.	12	4-22	8
1981	Butch LaCroix	LCB	Jr.	17	7-52	10
1980	Calvin Eason	DB	So.	8	3-50	5
	Donnie Love	DB	Jr.	7	2-0	5
1979	Donnie Love	DB	So.	6	5-14	1
	Kenny Hatfield	DB	Sr.	6	4-11	2
	Elvis Bradley	FS	Sr.	5	1-0	4
	Tommy Ebner	DB	Sr.	5	2-0	3
	Gerald Cook	DB	Sr.	5	2-1	3
1978	Kenny Hatfield	RCB	Jr.	8	1-42	7
	Elvis Bradley	FS	Jr.	8	2-(-2)	6
	Tommy Ebner	SS	Jr.	8	3-30	5
1977	Elvis Bradley	FS	So.	8	1-0	7
1976	Mark Mohr	LCB	Sr.	15	6-79	9
1975	Mark Mohr	LCB	Jr.	5	1-13	4
1974	Robert Giblin	CB	Sr.	7	3-9	4
	Todd Williamson	CB	Sr.	6	2-9	4
	Lee Canalito	DT	So.	5	0	5
	Harold Evans	LB	Sr.	5	3-24	2



ANNUAL LEADERS

FUMBLE RECOVERIES

Year	Player	Pos.	Cl.	FR	Yards
2016	Howard Wilson	CB	So.	2	0
	Cameron Malveaux	DE	Sr.	2	0
	Dillon Birden	RB	Jr.	2	0
2015	Trevon Stewart	S	Sr.	4	0
2014	Adrian McDonald	DB	Jr.	3	28
2013	Trevon Stewart	DB	Sr.	6	15
2012	Radermon Scypion	DL	Sr.	2	0
2011	Phillip Stewart	LB	Jr.	2	0
	Kent Brooks	DB	So.	2	0
	D.J. Hayden	DB	Jr.	2	-6
2010	Marcus McGraw	LB	Jr.	3	33
	Matt Nicholson	LB	r-Sr.	3	0
2009	C.J. Cavness	OLB	r-Sr.	4	0
2008	Tate Stewart	DT	r-Sr.	2	0
2007	Kenneth Fontenette	CB	r-Sr.	2	37
	Rocky Schwartz	OLB	r-Sr.	2	0
	Tim Monroe	WR	r-So.	2	0
2006	Will Gulley	S	r-Sr.	2	0
	Wade Koehl	OLB	Jr.	2	49
2005	Scott Lee	DE	Jr.	2	0
2004	Courtney Brooks	S	Sr.	2	0
2003	Five players tied at	---	---	1	0
2002	Jermain Woodard	DB	r-So.	2	7
	Hanik Milligan	DB	Sr.	2	0
	Victor Malone	DB	Sr.	2	0
2001	Jesse Sowell	DB	r-Jr.	2	0
2000	Hanik Milligan	DB	Jr.	2	18
	Lee Ingersoll	DL	r-Jr.	2	0
	Josh Tubbs	DL	r-Fr.	2	0
1999	Ahmad Charles	DE	Jr.	3	66
	Micah Malone	S	r-Sr.	3	0
1998	Adriano Bell	DE	Jr.	2	99
	T.J. Light	OLB	Jr.	2	0
1997	Micah Malone	LB	So.	3	55
	Malik Ledbetter	FS	So.	3	0
	Halley Spencer	WR	So.	3	0
1996	Louis Hampton	DE	r-So.	2	---
1995	Rusty Foster	DE	So.	2	---
	Edwin Sai	CB	r-So.	2	---
1994	Eight players tied at	---	---	1	---
1993	Ryan McCoy	LB	Sr.	3	---
1992	Allen Aldridge	DRE	Jr.	3	---
1991	Kevin Batiste	QB	Fr.	2	---
1990	Ryan McCoy	LB	Fr.	3	---
1989	Craig Veasey	DRE	Sr.	4	---
1988	Chuck Weatherspoon	SB	So.	5	---
1987	Gary McGuire	LB	Sr.	3	---
	Keith Jenkins	DL	Jr.	3	---
1986	Four tied at	---	---	2	---
1985	Gary McManus	RE	Jr.	3	---
1984	Audray McMillian	FS	Sr.	3	---
	Israel Martin	RCB	Fr.	3	---
1983	10 tied at	---	---	1	---
1982	T.J. Turner	DT	Fr.	2	---
	James Durham	SS	Sr.	2	---
	James Brown	SS	Jr.	2	---
1981	Leo Truss	DE	Sr.	4	---
1980	Steve Bradham	LB	Sr.	3	---
1979	Six tied at	---	---	2	---
1978	Theodis Williams	NT	Jr.	3	---
	Kenny Hatfield	LCB	Jr.	3	---
1977	Four tied at	---	---	2	---
1976	David Hodge	WLB	Sr.	3	---
	Wilson Whitley	DT	Sr.	3	---
	Anthony Francis	RCB	Jr.	3	---
1975	Paul Humphreys	RLB	Jr.	4	---
1974	Larry Keller	DE	Sr.	4	---
1973	Not available	---	---	---	---
1972	Steve George	DT	Jr.	5	---

FIELD GOALS

Year	Player	Cl.	FG	Att.	Pct.
2016	Ty Cummings	Sr.	16	20	80.0
2015	Ty Cummings	Jr.	8	8	100.0
2014	Kyle Bullard	Jr.	16	22	72.7
2013	Richie Leone	Sr.	11	17	64.7
2012	Matt Hogan	r-Sr.	20	25	80.0
2011	Matt Hogan	r-Jr.	13	17	76.5
2010	Matt Hogan	r-So.	14	17	82.4
2009	Matt Hogan	r-Fr.	12	12	100.0
2008	Ben Bell	r-Jr.	10	15	66.7
2007	T.J. Lawrence	Sr.	13	22	59.1
2006	Ben Bell	So.	14	18	77.8
2005	Ben Bell	Fr.	8	12	66.7
2004	Dustin Bell	r-Sr.	13	22	59.1
2003	Dustin Bell	r-Jr.	14	19	73.7
2002	Dustin Bell	r-So.	12	14	85.7
2001	Jeff Patterson	r-Sr.	2	4	50.0
2000	Mike Clark	Sr.	10	21	47.6
1999	Mike Clark	Jr.	14	21	66.7
1998	Mike Waddell	r-Sr.	12	19	63.2
1997	Sebastian Villarreal	r-Sr.	16	21	76.2
1996	Sebastian Villarreal	r-Jr.	11	15	73.3
1995	Sebastian Villarreal	r-So.	4	8	50.0
1994	Trace Craft	Sr.	6	10	60.0
1993	Trace Craft	Jr.	6	9	66.7
1992	Trace Craft	So.	9	17	52.9
1991	Roman Anderson	Sr.	10	15	66.7
1990	Roman Anderson	Jr.	19	25	76.0
1989	Roman Anderson	So.	22	36	61.1
1988	Roman Anderson	r-Fr.	19	25	76.0
1987	Chip Browndyke	Sr.	19	24	79.2
1986	Chip Browndyke	Jr.	9	16	56.3
1985	Chip Browndyke	So.	9	12	75.0
1984	Mike Clendenen	Sr.	18	22	81.8
1983	Mike Clendenen	Jr.	8	14	.571
1982	Mike Clendenen	So.	7	11	63.6
1981	Mike Clendenen	Fr.	8	12	66.7
1980	David Humphreys	Jr.	9	12	75.0
1979	Kenny Hatfield	Sr.	11	16	68.8
1978	Kenny Hatfield	Jr.	2	4	50.0
1977	Kenny Hatfield	So.	6	13	46.2
1976	Lennard Coplin	Sr.	9	15	60.0
1975	Lennard Coplin	Jr.	13	19	68.4
1974	Lennard Coplin	So.	4	8	50.0
1973	Ricky Terrell	Sr.	4	8	50.0
1972	Ricky Terrell	So.	1	5	20.0
1971	Sandy McCrea	So.	1	7	14.3
1970	Carlos Lopez	Sr.	1	2	50.0
1969	Carlos Lopez	Jr.	4	7	57.1
1968	Terry Leiwewe	So.	3	11	27.3
1967	Ken Hebert	Sr.	2	6	33.3
1966	Ken Hebert	Jr.	2	7	28.6
1965	Ken Hebert	So.	3	7	42.9
1964	Jim Dyar	So.	3	6	50.0
1963	Bill McMillan	Sr.	0	2	0.0
1962	Bill McMillan	Jr.	2	3	66.7
1961	Eddie Mitchamore	Sr.	0	3	0.0
1960	Eddie Mitchamore	Jr.	1	4	25.0
1959	Errol Linden	Jr.	0	1	0.0
1958	Not available	---	---	---	---
1957	None attempted	---	---	---	---
1956	Donnie Caraway	Sr.	0	1	0.0
1955	Donnie Caraway	Jr.	2	4	50.0
1954	Verle Cray	Sr.	1	2	50.0
1953	Verle Cray	Jr.	2	4	50.0

2017 SEASON

COACHING STAFF

THE COUGARS

SEASON REVIEW

HISTORY & RECORDS



ANNUAL LEADERS

2017 SEASON

COACHING STAFF

THE COUGARS

SEASON REVIEW

HISTORY & RECORDS

PUNTING

Year	Player	Cl.	Punts	Yards	Avg.
2016	Dane Roy	Fr.	59	2,397	40.6
2015	Logan Piper	Sr.	64	2,584	40.4
2014	Logan Piper	Jr.	43	1,691	39.3
2013	Richie Leone	Sr.	73	3,153	43.2
2012	Richie Leone	Jr.	60	2,730	45.5
2011	Richie Leone	So.	51	2,097	41.1
2010	Richie Leone	Fr.	35	1,450	41.4
2009	Chase Turner	Sr.	43	1,832	42.6
2008	Chase Turner	Jr.	41	1,864	45.5
2007	Chase Turner	So.	45	1,921	42.7
2006	Justin Laird	r-Sr.	40	1,552	38.8
2005	Justin Laird	r-Jr.	47	1,858	39.5
2004	Justin Laird	r-So.	28	1,115	39.8
2003	Jimmy McClary	Sr.	61	2,560	42.0
2002	Jimmy McClary	Jr.	62	2,411	38.9
2001	Jimmy McClary	So.	63	2,403	38.1
2000	Mike Clark	Sr.	76	2,972	39.1
1999	Mike Clark	Jr.	32	1,373	42.9
1998	Joey Saavedra	r-Fr.	69	2,552	37.0
1997	Ignacio Saucedo	Jr.	68	2,794	41.1
1996	Ignacio Saucedo	So.	54	2,188	40.5
1995	Ignacio Saucedo	Fr.	72	2,803	38.9
1994	Jason Stoft	Jr.	70	2,754	39.3
1993	Thery George		69	2,651	38.4
1992	Cody Avants	Fr.	34	1,317	38.7
1991	Charles Langston	Sr.	52	2,246	43.2
1990	Charles Langston	Jr.	47	1,847	39.3
1989	Simon Rodriguez	Sr.	33	1,267	38.4
1988	Simon Rodriguez	Jr.	66	2,731	41.4
1987	Simon Rodriguez	So.	70	2,816	40.2
1986	Simon Rodriguez	Fr.	76	2,975	39.1
1985	Robert Myers	So.	63	2,740	43.5
1984	Lonnie Stokes	Sr.	66	2,530	38.3
1983	Robert Myers	Fr.	42	1,752	41.7
1982	Lonnie Stokes	So.	65	2,626	40.0
1981	Lonnie Stokes	Fr.	57	2,166	38.0
1980	Mark Ford	Jr.	59	2,151	36.5
1979	Mark Ford	So.	48	1,937	40.4
1978	Jay Wyatt	Sr.	54	2,104	39.0
1977	Jay Wyatt	Jr.	57	2,387	41.9
1976	Jay Wyatt	So.	58	2,259	39.0
1975	Jay Wyatt	Fr.	28	1,059	37.8
1974	Ken Pridgeon	So.	50	1,858	37.2
1973	Hal Roberts	Sr.	42	1,610	38.3
1972	Hal Roberts	Jr.	57	2,231	39.1
1971	Hal Roberts	So.	38	1,532	40.3
1970	Mike Parrott	Sr.	64	2,657	41.5
1969	Mike Parrott	Jr.	46	1,874	40.7
1968	Mike Parrott	So.	26	941	36.2
1967	Ken Hebert	Sr.	42	1,830	43.6
1966	Ken Hebert	Jr.	40	1,653	41.3
1965	Ken Hebert	So.	75	3,147	42.0
1964	Preasley Cooper	Jr.	44	1,666	37.9
1963	Morris Wilson	So.	42	1,437	34.2
1962	Bobby Brezina	Sr.	61	2,102	34.5
1961	Larry Lindsey	Sr.	61	2,392	39.2
1960	Larry Lindsey	Jr.	37	1,439	38.9
1959	Gerald Ripkowski	Jr.	28	1,059	37.8
1958	Pat Studstill	So.	28	931	33.3
1957	Mike Michon	Sr.	18	697	38.7
1956	Owen Mulholland	Jr.	16	646	40.4
1955	Donnie Carraway	Jr.	13	538	41.4
1954	Jack Patterson	Sr.	28	1,011	36.1
1953	Jack Patterson	Jr.	23	889	38.7
1952	Ken Pridgeon	Sr.	58	2,133	36.8
1951	Ken Pridgeon	Jr.	29	1,064	36.7
1950	Jolly Hartsell	Sr.	40	1,354	33.9
1949	Alan Neveux		61	2,372	38.9
1948	Alan Neveux		66	2,399	36.4
1947	Roy Wallace		78	2,638	33.8

PUNT RETURNS

Year	Player	Pos.	Cl.	Returns	Yards	Avg.	TD
2016	Collin Wilder	SAF	Fr.	9	40	3.3	0
2015	Demarcus Ayers	WR	Jr.	28	290	10.4	1
2014	Greg Ward Jr.	QB/WR	So.	9	63	7.0	0
2013	Damian Payne	WR	Jr.	15	64	4.3	0
2012	Dewayne Peace	WR	Jr.	11	48	4.4	0
2011	Patrick Edwards	WR	r-Sr.	15	210	14.0	1
2010	Patrick Edwards	WR	r-Jr.	15	231	15.4	1
2009	Tyron Carrier	WR	r-So.	7	73	10.4	0
2008	Tyron Carrier	WR	r-Fr.	8	77	9.6	0
2007	Perry McDaniel	WR	r-Sr.	9	89	9.9	0
2006	Vincent Marshall	WR	Sr.	20	148	7.4	0
2005	Vincent Marshall	WR	Jr.	12	175	14.6	1
2004	Mialon Collins	IB	r-Fr.	10	76	7.6	0
2003	Chad McCullar	WR	So.	28	281	10.1	0
2002	KeyKowa Bell	WR	r-Sr.	30	249	8.3	0
2001	Gerard Daniels	WR	r-Fr.	3	20	6.7	0
2000	Choni Francis	WR	Fr.	13	33	2.5	0
1999	Kenny Hill	CB	Sr.	29	277	9.6	0
1998	Jason deGroot	WR	r-Fr.	14	86	6.1	0
1997	Robbie Wheeler	WR	Jr.	13	76	5.8	0
1996	Charles West	WR	r-Sr.	18	236	13.1	1
1995	Charles West	WR	r-Jr.	13	98	7.5	0
1994	Lawrence McPherson	RB	Jr.	12	85	7.1	0
1993	Lawrence McPherson	RB	So.	7	37	5.3	0
1992	Jamie Mouton	CB	Sr.	18	278	15.4	1
1991	Jerry Parks	CB	Sr.	11	75	6.8	0
1990	Chuck Weatherspoon	SB	Sr.	12	196	16.3	0
1989	Chuck Weatherspoon	SB	Jr.	43	415	9.7	1
1988	Kimble Anders	SB	Jr.	17	205	12.1	0
1987	Jason Phillips	WR	Jr.	15	156	10.4	0
1986	Orsby Crenshaw	RCB	Jr.	16	91	5.7	0
1985	Dwayne LeBlanc	FL	So.	8	51	6.4	0
1984	Larry Shepherd	FL	Jr.	18	132	7.3	0
1983	Larry Shepherd	SE	Jr.	10	76	7.6	0
1982	Orsby Crenshaw	DB	Fr.	15	93	6.2	0
1981	Lonell Phea	SE	Sr.	21	227	10.8	0
1980	Lonell Phea	SE	Jr.	17	232	13.7	0
1979	Lonell Phea	FL	So.	12	83	6.9	0
1978	Eric Herring	SE	So.	8	120	15.0	1
1977	Rickey Maddox	FL	Sr.	29	178	6.1	0
1976	Erick Brown	SE	So.	15	84	5.6	0
1975	Don Bass	TE	So.	4	32	8.0	0
1974	Robert Giblin	RCB	Sr.	7	113	16.1	0
1973	Joe Rust	DHB	So.	30	98	3.3	1
1972	Robert Ford	SE	Sr.	23	236	10.3	0
1971	Pat Orchin	SE	Sr.	26	189	7.3	1
1970	Robert Ford	FL	So.	27	214	7.9	0
1969	Calvin Achey	FL	Sr.	18	80	4.4	0
1968	Mike Simpson	DRH	Jr.	19	231	12.2	2
1967	Don Bean	FL	Sr.	45	522	11.6	2
1966	Don Bean	FL	Jr.	19	384	20.2	3
1965	Tom Paciorek	LB	So.	14	132	9.4	0
1964	Joe Lopasky	LH	Sr.	7	76	10.9	0
1963	Joe Lopasky	LH	Jr.	8	152	19.0	1
1962	Gene Ritch	LH	Sr.	10	62	6.2	0
1961	Bill McMillan	RH	Sr.	15	77	5.1	0
1960	Larry Lindsey	QB	Jr.	11	175	15.9	0
1959	Pat Studstill	LH	Jr.	6	42	7.0	0
1958	Harold Lewis	RHB	Sr.	7	114	16.3	1
1957	Harold Lewis	RHB	Jr.	9	89	9.9	0
1956	Harold Lewis	RHB	So.	7	122	17.4	1
1955	Ken Stegall	LHB	Sr.	7	172	24.6	1
1954	Jimmy Dickey	QB	Jr.	11	110	10.0	0
1953	Ken Stegall	B	So.	5	87	17.4	0
1952	Billy Polson	QB	So.	22	260	11.8	0
1951	Ken Pridgeon	B	Jr.	10	105	10.5	0
1950	Carl Mittag	HB	Jr.	12	143	11.9	0
1949	Jolly Hartsell			25	268	10.7	1
1948	Max Clark			18	266	14.8	1



ANNUAL LEADERS

KICKOFF RETURNS

Year	Player	Pos.	Cl.	Returns	Yards	Avg.	TD
2016	Brandon Wilson	RB	Sr.	21	510	24.3	0
2015	Brandon Wilson	DB/RB	Jr.	23	611	26.6	2
2014	Demarcus Ayers	WR	So.	34	592	17.4	0
2013	Demarcus Ayers	WR	Fr.	37	1,021	27.6	1
2012	Ryan Jackson	RB	Fr.	14	304	21.7	0
2011	Tyron Carrier	WR	r-Sr.	30	756	25.2	1
2010	Tyron Carrier	WR	r-Jr.	50	1174	23.5	1
2009	Tyron Carrier	WR	r-So.	34	986	29.0	4
2008	Tyron Carrier	WR	r-Fr.	27	601	22.3	1
2007	Donnie Avery	WR	r-Sr.	15	424	28.3	1
2006	Anthony Alridge	RB	r-Jr.	27	603	22.3	0
2005	Ricky Wilson	WR	r-So.	18	390	21.7	0
2004	Harold Taylor	RB	Fr.	14	316	22.6	0
2003	Ricky Wilson	DB	Fr.	23	600	26.1	1
2002	Roshawn Pope	WR	Fr.	24	501	20.9	0
2001	Brandon Middleton	WR	r-So.	25	482	19.3	0
2000	Leif Penn	RB	Jr.	26	513	19.7	0
1999	Ketric Sanford	RB	Sr.	9	277	30.8	0
1998	Mike Smith	DB	r-Sr.	12	349	29.1	1
1997	Ketric Sanford	RB	So.	19	530	27.9	0
1996	Ketric Sanford	RB	Fr.	25	593	23.7	0
1995	Robbie Wheeler	WR	Fr.	14	309	22.1	0
1994	Michael Smith	CB	Fr.	13	257	19.8	0
1993	Donald Moffett	WR	Sr.	36	814	22.6	0
1992	Donald Moffett	WR	Jr.	23	468	20.3	0
1991	Kenny Perry	FS	Sr.	12	278	23.2	0
1990	Tracy Good	IR	So.	22	435	19.8	0
1989	Paul Smith	WR	Sr.	12	269	22.4	0
1988	James Dixon	WR	Sr.	25	565	22.6	0
1987	James Dixon	WR	Jr.	33	903	27.4	1
1986	Vernell Ramsey	RB	So.	20	502	25.1	0
1985	Earl Allen	RCB	Sr.	15	349	23.3	0
1984	Anthony Ketchum	WR	Jr.	17	299	17.6	0
1983	Anthony Ketchum	WR	So.	16	296	18.5	0
1982	Orsby Crenshaw	DB	Fr.	10	175	17.5	0
1981	Donald Jordan	RB	So.	7	135	19.3	0
1980	Jimmie Wright	SE	Sr.	10	219	21.9	0
1979	Lonell Phea	FLK	So.	11	197	17.9	0
1978	Terry Elston	QB	So.	9	176	19.6	0
1977	Don Bass	SE	Sr.	8	124	15.5	0
1976	Emmett King	RB	So.	14	236	16.9	0
1975	Delrick Brown	QB	Fr.	13	256	19.7	0
1974	Eddie Foster	SE	So.	15	275	18.3	0
1973	Joe Rust	HB	So.	14	267	19.1	0
1972	Robert Ford	SE	Sr.	14	331	23.6	0
1971	Willie Roberts	SE	Sr.	25	579	23.2	0
1970	Willie Roberts	RB	Jr.	18	375	20.8	0
1969	Willie Roberts	RB	So.	20	502	25.1	0
1968	Jake Green	RB	So.	13	268	20.6	0
1967	Paul Gipson	RB	Jr.	8	137	17.1	0
1966	Don Bean	FL	Jr.	9	214	23.8	0
1965	Warren McVea	HB	So.	17	428	25.2	1
1964	Dick Post	HB	So.	9	168	18.7	0
1963	Joe Lopasky	HB	Jr.	16	430	26.9	0
1962	Boyd Timmons	HB	So.	6	168	28.0	0
1961	Ken Bolin	HB	Sr.	18	429	23.8	0
1960	Ken Bolin	HB	Jr.	9	251	27.9	0
1959	Jim Kuehne	HB	Jr.	8	183	22.9	0
1958	Claude King	RB	Jr.	10	291	29.1	1
1957	Harold Lewis	HB	Jr.	9	185	20.6	0
1956	Harold Lewis	HB	So.	4	105	26.3	0
1955	Donn Hargrove	HB	Sr.	4	124	31.0	0
1954	Ken Stegall	HB	Jr.	6	157	26.2	0
1953	Ken Stegall	HB	So.	15	270	18.0	0
1952	Billy Polson	QB	So.	9	178	19.8	0
1951	Gene Shannon	RB	Sr.	16	323	20.2	0
1950	Gene Shannon	RB	Jr.	12	221	18.4	0
1949	Max Clark	RB	Jr.	8	173	21.6	0
1948	Max Clark	RB	So.	8	220	27.5	0

OPPONENTS' INDIVIDUAL RECORDS

Rushing	
Most Attempts:	41 Trevor Cobb, Rice (11/16/91)
Most Yards:	262 Donald Buckram, at UTEP (10/3/09) DeAngelo Williams, Memphis (10/2/04)
Highest Average per Carry:	16.6 (10-166) Fred Wendt, UTEP (9/25/48)
Most Touchdowns:	4 Most recently by Austin Davis, Southern Miss (11/20/10)
Longest Rush:	97 (TD) Tyler Smith, vs. Rice (10/27/11); Dorsey Gibson, Oklahoma State (10/17/53)
Passing	
Most Attempts:	79 Matt Vogler, TCU (11/3/90)
Most Completions:	44 Matt Vogler, TCU (11/3/90)
Most Yards:	690 Matt Vogler, TCU (11/3/90)
Most Touchdowns:	5 Chase Clement, Rice (11/29/08); Paul Smith, Tulsa (11/10/07); Timmy Chang, Hawai'i (12/25/03); Chris Redman, Louisville (10/23/99); Shaun King, Tulane (11/21/98); Matt Vogler, TCU (11/3/90); John Reaves, Florida (9/20/69)
Most Had Intercepted:	6 Jesse Kaye, Tampa (10/29/66)
Longest Pass:	95 (TD) Robert Hall to Rodney Blackshear, Texas Tech (11/30/91)
Receiving	
Most Catches:	15 Anthony Miller, at Memphis (11/25/16) Johnnie Morton, USC (9/4/93); Richard Woodley, TCU (11/3/90)
Most Yards:	264 Brock McCoin, Tennessee Tech (9/5/15)
Most Touchdowns:	4 Lavell Boyd, Louisville (10/23/99)
All-Purpose Yardage	
Most Plays:	41 Trevor Cobb, Rice (11/16/91) Darren Lewis, Texas A&M (10/8/88); Woody Green, Arizona State (9/16/72)
Most Yards:	324 Damaris Johnson, at Tulsa (11/7/09)
Punt Returns	
Most Returns:	8 Billy Mitchell, Texas A&M (10/8/94)
Most Yards:	132 Marcus Rhoden, Mississippi State (9/18/65)
Kickoff Returns	
Most Returns:	11 Ken Dotson, Idaho (11/18/67)
Most Yards:	260 Ken Dotson, Idaho (11/18/67)
Longest Kickoff Return:	99 (TD) Tyrone Wheatley, Michigan (9/26/92)
Interceptions	
Most Interceptions:	4 Wesley Hopkins, SMU (10/17/81)
Most Yards:	97 Chiffon Allen, Pittsburgh (9/13/97)
Most Touchdowns:	2 Wilbert Heineman, Trinity (10/25/47)
Punting	
Most Punts:	20 J.B. Patterson, Texas State (11/22/47)
Most Yards:	738 J.B. Patterson, Texas State (11/22/47)
Kick Scoring	
Most Field Goals:	5 Jake Elliott, Memphis (10/12/13); Reagan Schneider, UTEP (9/16/05); Paul Martinez, Oregon (9/1/05); Jeff Jaeger, Washington (9/21/85);
Most PATs:	9 Chase Hover, SMU (10/18/12); Art Carmody, Louisville (11/20/04)

2017 SEASON

COACHING STAFF

THE COUGARS

SEASON REVIEW

HISTORY & RECORDS



HOUSTON YEAR-BY-YEAR

2017 SEASON

COACHING STAFF

THE COUGARS

SEASON REVIEW

HISTORY & RECORDS

Year	G	TOTAL OFFENSE				RUSHING					PASSING					SCORING				PUNTING											
		Plays	Yds.	Game	Yds./Play	Att.	Yds.	Game	Att.	TD	C	A	I	Pct.	Yds.	Gm	TD	1st Dns	Pts	Pts./GM	Pen	Pen Yds.	TO	FmbL- Lost	Punt Ret	Yds.	Kickoff Ret	Yds.	P	Yds.	Avg.
2016	12	1,084	5,764	443.4	5.3	561	1,912	147.1	3.4	29	352	523	15	67.3	3,852	296.3	24	314	466	35.8	58	554	25	21-10	18	73	37	783	59	2,397	40.6
2015	14	1,101	6,778	484.1	6.2	669	3,301	235.8	4.9	46	285	432	7	65.9	3,477	248.4	22	332	566	40.4	85	783	14	19-7	29	302	33	777	64	2,584	40.4
2014	13	945	5,384	414.2	5.7	495	2,391	183.9	4.8	28	272	450	15	67.3	2,993	230.2	18	286	387	29.8	84	771	22	16-7	15	85	44	728	56	2,241	40.0
2013	13	953	5,454	419.5	5.7	435	2,195	139.0	4.2	19	299	518	10	57.7	3,647	280.5	30	282	431	33.2	98	881	54	17-8	20	73	47	1187	73	3,153	43.2
2012	12	984	5,750	328.0	5.8	393	1,814	151.2	4.6	18	337	591	20	57.0	3,936	328.0	27	292	389	32.4	74	648	35	19-15	24	93	41	801	61	2,769	45.4
2011	14	1,102	6,301	599.1	7.6	420	2,086	149.0	5.0	33	479	682	6	70.2	6,301	450.1	54	393	690	49.3	85	699	15	12-9	24	317	41	906	51	2,097	41.1
2010	12	894	5,766	480.5	6.4	410	1,839	153.2	4.5	20	298	484	20	61.5	3,927	327.2	34	407	452	37.7	61	491	27	14-7	16	228	60	1331	36	1,499	41.6
2009	14	1,150	7,887	563.4	6.9	232	2,047	129.6	4.5	23	525	747	15	70.3	6,072	433.7	47	424	591	42.2	63	571	26	17-11	16	141	67	1555	45	1,888	42.0
2008	13	1,016	7,316	562.8	7.2	406	2,095	161.2	5.2	23	411	610	11	67.4	5,221	401.6	45	355	528	40.6	82	757	28	32-17	21	163	61	1249	41	1,864	45.5
2007	13	1,036	6,525	501.9	6.3	599	2,911	223.9	4.9	32	291	437	15	66.6	3,614	278.0	24	333	449	34.5	101	880	30	33-15	28	246	57	1192	52	2,096	40.3
2006	14	935	6,245	446.1	6.7	490	2,356	168.3	4.8	29	300	445	5	67.4	3,889	277.8	30	311	462	33.0	95	813	16	21-11	21	160	50	1072	41	1,552	37.9
2005	12	899	5,265	438.8	5.9	477	1,997	166.4	4.2	23	255	422	15	60.4	3,268	272.3	19	265	337	28.1	93	380	28	23-13	26	299	40	762	55	2,073	37.7
2004	11	820	4,287	389.7	5.2	466	1,521	138.3	3.3	25	198	354	6	55.9	2,766	251.5	11	233	230	20.9	85	666	14	24-8	17	106	43	841	54	1,965	36.4
2003	13	1,018	5,958	458.3	5.9	651	2,802	215.5	4.3	31	223	367	7	60.8	3,156	242.8	26	309	448	34.5	111	942	26	40-19	28	282	58	1318	63	2,611	41.4
2002	12	881	4,713	392.8	5.3	524	2,043	170.2	3.9	22	184	357	22	51.5	2,670	222.5	19	232	320	26.7	77	675	39	34-17	31	251	54	1106	62	2,411	38.9
2001	11	782	3,768	342.5	4.8	328	1,027	93.4	3.1	11	251	454	14	55.3	2,741	249.2	15	207	190	17.3	92	745	26	20-12	9	35	56	966	63	2,403	38.1
2000	11	828	3,744	340.4	4.5	353	782	71.1	2.2	35	274	476	15	57.7	2,955	269.3	17	209	211	19.2	94	823	28	30-13	26	69	56	1135	78	2,973	38.1
1999	11	751	4,064	369.5	7.4	465	2,306	209.6	5.0	22	158	286	12	55.2	1,758	159.8	5	204	254	23.1	100	939	19	13-7	33	291	26	543	68	2,649	39.0
1998	11	808	4,041	367.4	5.0	412	1,572	142.9	3.8	9	220	396	14	55.6	2,469	224.5	19	221	254	23.1	112	1009	22	15-8	35	234	44	987	71	2,595	36.5
1997	11	799	3,644	331.3	4.6	404	1,343	122.1	3.3	13	202	395	15	51.1	2,301	209.2	10	197	216	19.6	84	739	27	16-12	25	132	45	982	68	2,794	41.1
1996	12	753	4,457	405.2	5.9	397	1,993	181.1	5.0	21	244	356	13	62.9	2,464	224.0	22	238	344	31.3	85	756	19	10-6	23	263	50	1094	54	2,188	40.5
1995	11	788	3,832	348.3	4.9	343	1,161	105.5	3.4	8	248	445	12	55.9	2,671	242.8	15	205	188	17.1	93	879	25	21-13	13	98	50	1008	73	2,803	38.4
1994	11	681	3,089	280.8	4.5	327	1,043	94.8	3.2	6	196	354	17	55.4	2,046	186.0	8	164	115	10.5	85	787	27	17-10	16	116	57	927	70	2,754	39.3
1993	11	796	3,555	323.2	4.5	322	1,045	95.0	3.2	10	242	473	19	51.2	2,510	228.2	11	204	171	15.5	64	502	36	32-17	26	91	51	980	69	2,651	38.4
1992	11	842	5,714	519.5	6.8	223	1,236	112.4	5.5	12	368	619	24	59.5	4,478	407.1	36	264	378	34.4	108	983	46	30-22	28	374	48	879	45	1,604	35.6
1991	11	878	4,909	446.3	5.6	286	808	73.5	2.8	11	368	619	24	55.8	4,101	372.8	33	263	353	32.1	112	1154	42	28-18	33	219	47	887	53	2,256	42.6
1990	11	905	6,455	586.8	7.1	246	1,242	112.9	5.0	9	386	659	20	58.6	5,213	473.9	54	311	511	46.5	107	1002	26	16-6	28	358	45	771	48	1,847	39.3
1989	11	904	6,873	624.9	7.6	210	1,250	113.6	6.0	15	434	694	16	62.5	5,624	511.3	55	298	589	53.5	129	1227	22	25-6	47	436	30	570	37	1,368	37.0
1988	12	832	5,331	444.3	6.4	252	1,178	98.2	4.6	9	344	580	15	59.3	4,153	346.1	38	236	452	41.1	113	973	35	28-20	45	441	37	755	68	2,796	41.1
1987	11	765	4,041	367.4	5.3	266	776	70.5	2.9	9	283	499	18	56.7	3,265	329.5	15	192	284	25.8	86	840	34	31-16	25	183	51	1183	71	2,716	39.7
1986	11	703	2,801	254.6	4.0	498	1,738	158.0	3.5	6	86	205	15	42.0	1,063	96.6	8	149	125	11.4			36	38-21	19	104	40	820	78	2,975	38.1
1985	11	807	4,142	376.6	5.1	549	2,469	224.5	4.5	21	121	258	9	46.9	1,673	152.1	10	236	253	23.0	75	592	26	30-17	28	180	33	610	63	2,740	43.5
1984	11	829	3,657	332.5	4.4	591	2,144	194.9	3.6	14	115	238	18	48.3	1,513	137.5	12	204	238	21.6	58	455	37	39-19	25	175	31	504	66	2,530	38.3
1983	11	887	4,288	389.8	4.8	642	2,646	240.6	4.1	20	113	245	13	46.1	1,642	149.3	7	226	225	20.5	89	836	45	54-32	27	165	39	619	54	2,200	40.7
1982	11	841	4,130	375.5	4.9	621	2,510	228.2	4.0	22	107	220	17	48.6	1,620	147.3	5	233	215	19.6	64	562	34	37-17	18	102	32	548	67	2,626	39.2
1981	11	873	3,853	350.3	4.4	673	2,458	223.5	3.7	18	101	200	13	50.5	1,395	126.8	9	225	224	19.8	73	650	33	39-20	28	283	20	355	57	2,166	38.0
1980	11	836	3,784	344.0	4.5	624	2,426	220.6	3.9	19	91	212	17	42.9	1,358	123.5	6	214	201	19.7	61	601	49	47-32	31	332	22	366	61	2,167	35.7
1979	11	808	4,285	389.5	5.3	653	3,257	296.1	5.0	29	77	155	8	49.7	1,028	93.5	6	236	278	25.3	50	401	25	39-17	12	83	22	380	50	1,937	38.5
1978	11	845	4,619	419.9	5.5	656	3,306	300.5	5.0	30	93	189	7	49.2	1,313	119.4	13	244	330	27.5	87	737	34	44-27	19	163	29	455	54	2,104	39.0
1977	11	823	4,179	379.9	5.1	628	2,801	254.6	4.5	22	96	195	5	50.0	1,378	125.3	14	223	282	28.1	90	835	34	45-29	30	177	27	353	57	2,387	41.9
1976	11	853	4,555	414.1	5.3	669	2,968	269.8	4.4	28	90	184	19	48.9	1,587	144.3	13	230	313	28.5	75	716	29	43-19	25	127	25	338	58	2,259	39.0
1975	10	708	3,473	347.3	4.9	528	2,068	208.4	3.9	17	90	180	17	50.0	1,389	138.9	8	192	185	18.5	69	660	46	47-29	23	656	38	727	49	1,872	38.2
1974	11	868	4,458	405.3	5.1	720	3,448	313.5	4.8	27	60	48	9	40.6	1,010	91.8	6	230	280	22.6	68	610	41	61-32	31	215	28	494	50	1,858	37.2
1973	11	896	5,093	463.0	5.7	712																									



OPPONENT YEAR-BY-YEAR

Year	G	TOTAL OFFENSE				RUSHING					PASSING					SCORING				PUNTING											
		Plays	Yds.	Game	Yds./Play	Att.	Yds.	Game	Att.	TD	C	A	I	Pct.	Yds.	Gm	TD	1st Dns	Pts.	Pts./GM	Pen	Yds.	TO	FmbL	Ret	Yds.	Kickoff Ret	Yds.	P	Yds.	Avg.
2016	12	866	4,155	319.6	4.8	447	1,302	100.2	2.9	16	235	419	7	56.1	2,853	219.5	19	213	305	23.5	74	632	18	23-11	13	34	43	991	91	3,753	41.2
2015	14	980	5,370	383.6	5.5	414	1,524	108.9	3.2	16	278	500	21	55.6	3,846	274.7	20	253	290	20.7	96	768	35	21-14	16	35	68	1,389	86	3,603	41.9
2014	13	915	4,464	343.4	4.9	503	2,130	143.3	3.7	18	230	412	19	55.8	2,601	200.1	15	268	268	20.6	104	981	30	25-11	22	99	52	1,117	69	2,805	40.7
2013	13	1,034	5,405	415.8	5.2	541	1,937	149.0	3.6	18	298	493	25	60.4	3,468	266.8	15	290	283	21.8	103	884	43	26-18	18	73	42	903	71	2,837	40.0
2012	12	1,031	5,786	482.2	5.6	521	2,308	192.3	4.4	23	302	510	19	59.2	3,478	289.8	25	316	432	36.0	80	726	31	21-12	21	205	46	984	66	2,784	42.2
2011	14	1,045	5,324	208.7	6.2	576	2,402	171.6	4.2	18	258	469	21	55.0	2,922	208.7	19	279	314	22.4	88	729	31	24-10	11	110	88	1,878	90	3,818	42.4
2010	12	896	5,194	432.8	5.8	526	2,505	208.8	4.8	28	219	370	13	59.2	2,689	224.1	21	275	386	32.2	64	557	21	18-8	13	160	63	1,403	50	2,146	42.9
2009	14	1,049	6,318	451.3	6.0	621	3,172	226.6	5.1	37	268	428	11	62.6	3,146	224.7	15	340	421	30.1	81	675	30	28-19	13	158	95	1,986	62	2,598	41.9
2008	13	966	5,375	413.5	5.6	547	2,277	175.2	4.2	23	252	419	13	60.1	3,098	238.3	27	285	402	30.9	91	762	22	23-9	16	209	79	1,498	61	2,650	43.4
2007	13	864	4,753	365.6	5.5	474	1,818	139.8	3.8	21	203	390	14	52.1	2,935	225.8	28	232	379	29.2	76	674	23	16-9	27	394	15	104	78	3,264	41.8
2006	14	883	4,920	351.4	5.6	479	2,008	143.4	4.2	18	232	404	12	57.4	2,912	208.0	21	253	329	23.5	77	617	25	22-13	20	86	60	1,025	47	1,947	41.4
2005	12	875	4,769	397.4	5.5	460	2,127	177.2	4.6	12	219	415	12	52.8	2,642	220.2	21	253	324	27.0	85	743	24	15-12	35	456	45	921	56	2,338	41.8
2004	11	736	4,392	399.3	6.0	448	2,116	192.4	4.7	25	174	288	14	60.4	2,276	206.9	18	221	354	32.2	74	682	20	12-6	26	252	31	748	46	1,879	40.8
2003	13	909	5,725	440.4	6.3	534	2,713	208.7	5.1	33	205	375	14	54.7	3,012	231.7	27	290	468	36.0	73	635	20	20-6	44	489	39	766	66	2,629	39.8
2002	12	831	4,841	403.4	5.8	437	1,609	134.1	3.7	20	220	394	10	55.8	3,232	269.3	24	232	399	32.8	78	715	23	26-13	20	186	32	680	61	2,390	39.2
2001	11	785	4,792	435.6	6.1	488	2,326	211.5	4.8	31	178	297	7	59.9	2,466	224.2	22	244	432	39.3	78	658	15	20-8	28	407	23	499	32	1,230	38.4
2000	11	806	3,977	361.5	4.9	450	1,511	137.4	3.4	18	177	356	13	49.7	2,466	224.2	18	221	370	33.6	66	574	23	18-10	40	522	26	529	67	2,545	38.0
1999	11	747	3,510	319.1	4.7	418	1,200	109.1	2.9	8	154	329	16	46.8	2,310	210.0	18	196	211	19.0	87	789	28	20-12	23	261	35	751	63	2,541	40.3
1998	11	738	4,050	362.2	5.5	436	1,564	142.2	3.6	19	171	302	8	56.6	2,486	226.0	22	223	317	28.8	87	738	15	20-7	33	286	35	663	71	2,612	36.8
1997	11	762	4,544	413.1	6.0	432	1,686	153.3	3.9	23	206	330	7	62.4	2,858	259.8	26	225	410	37.3	89	711	24	24-17	43	375	35	742	56	2,202	39.3
1996	12	779	4,340	394.5	5.6	450	1,860	169.1	4.1	19	176	329	11	53.5	2,480	225.5	21	223	311	28.7	86	681	17	17-6	27	372	51	970	63	2,629	41.7
1995	11	810	5,006	455.1	6.2	480	2,488	226.2	5.2	23	183	330	8	55.4	2,518	228.9	21	258	360	32.7	94	719	20	20-12	28	512	29	595	47	1,895	40.3
1994	11	864	4,959	450.4	5.7	573	2,799	254.0	4.9	32	181	291	3	62.2	2,160	196.4	19	288	402	36.5	82	690	11	19-8	30	344	23	521	49	1,740	35.5
1993	11	871	4,921	447.4	5.6	540	2,403	218.5	4.5	29	203	332	5	61.1	2,518	228.9	20	258	392	35.6	93	732	15	28-10	30	169	30	631	60	2,236	37.3
1992	11	860	4,529	411.7	5.3	537	2,127	193.4	4.0	26	171	323	12	52.9	2,402	218.4	19	249	386	35.1	98	774	25	26-13	18	222	58	1105	65	2,478	38.1
1991	11	875	4,503	409.4	5.1	523	1,806	164.2	3.5	24	172	352	15	48.9	2,697	245.2	21	230	344	31.3	101	797	23	19-8	28	200	43	797	70	2,642	37.7
1990	11	966	5,285	480.5	5.5	504	1,901	172.8	3.8	20	245	462	21	53.0	3,384	307.6	18	277	303	27.5	81	660	38	31-17	20	160	68	1,211	65	2,362	36.3
1989	11	871	3,481	316.5	4.0	503	1,651	150.1	3.3	11	158	368	32	42.9	1,830	166.4	7	199	150	13.6	87	751	52	36-20	17	172	92	1,590	90	3,544	39.4
1988	12	938	3,456			545	1,500	136.4	2.8	16	161	393	17	41.0	1,956	189.9	8	211	195	17.7	83	700	45	41-28	34	195	79	1,299	98	4,028	41.1
1987	11	891	4,634	421.5	5.2	487	1,696	154.2	3.5	13	171	404	22	53.7	2,938	267.1	16	248	292	26.5	92	791	33	23-11	39	285	59	954	63	2,563	42.0
1986	11	846	3,984	362.2	4.7		2,268			18	131	273	8	48.0	1,716	156.0	7	215	267	25.3			26	33-18	34	267	29	566	60	2,397	40.0
1985	11	851	4,487	407.9	5.3	570	2,585	159.9	4.5	28	139	281	5	49.5	1,902	172.9	13	244	339	30.8	71	563	17	25-12	32	349	42	843	52	2,090	40.2
1984	11	774	3,433	312.1	4.4	509	1,749	159.9	3.4	17	120	265	20	45.3	1,684	153.1	8	172	222	20.2	76	665	37	30-17	31	204	45	945	65	2,736	42.1
1983	11	745	3,812	346.6	5.1	516	1,628	148.0	3.6	16	145	291	16	49.8	2,184	198.5	19	185	294	26.7	85	697	27	29-11	23	173	39	672	71	3,135	44.2
1982	11	774	3,586	326.0	4.6	518	1,903	173.0	3.7	19	126	256	12	49.2	1,683	153.0	12	183	262	23.8	68	566	25	22-13	27	163	40	813	72	3,056	42.4
1981	11	703	2,592	235.6	3.7	416	1,115	101.4	2.7	5	124	287	25	43.2	1,477	134.3	6	151	134	14.5	84	769	36	19-11	21	81	34	621	74	2,976	40.2
1980	11	769	3,254	296.2	4.2	488	1,533	139.4	3.1	10	131	281	17	46.6	1,719	156.3	10	168	190	15.8	84	742	31	25-14	22	62	34	687	72	2,996	41.6
1979	11	689	2,786	253.2	4.0	509	1,697	154.3	3.3	9	84	180	3	46.7	1,089	99.0	19	147	121	11.0	57	490	33	27-14	23	85	52	900	70	2,698	38.5
1978	11	725	3,740	340.0	4.9	471	1,531	139.2	3.3	9	146	286	17	51.0	2,209	200.8	12	185	178	16.2	78	783	34	26-17	24	130	40	608	66	2,669	40.4
1977	11	807	3,596	326.96	4.5	513	1,697	154.3	3.3	22	146	294	10	49.7	1,899	172.6	10	202	259	25.6	76	697	27	34-17	36	306	28	546	63	2,608	41.4
1976	11	725	3,666	333.3	5.1	452	1,752	160.2	3.9	12	130	273	29	47.6	1,904	173.1	9	171	217	13.4	61	608	42	29-13	21	136	38	543	66	2,635	39.9
1975	10	686	3,206	320.6	4.7	473	1,311	213.1	5.33	17	72	153	7	47.1	1,075	107.5	8	74	244	24.4	55	648	33	41-26	25	117	37	903	51	2,010	39.4
1974	11	714	2,779	252.6	3.9	486	1,456	132.4	3.0	12	99	238	18	41.2	1,323	120.3	5	146	185	14.0	9	104	35	29-17	22	83	44	883	79	3,056	38.7
1973	11	714	2,690	244.5	3.8	431	1,090	99.1	2.5	10	117	283	25	41.3	1,600	145.5	5	143	142	12.3	56	483	39	33-14	17	169	57	1,350			



NCAA RECORDS

2017 SEASON

COACHING STAFF

THE COUGARS

SEASON REVIEW

HISTORY & RECORDS

NCAA INDIVIDUAL CHAMPIONS

Total Offense

2011	404.7	Case Keenum
2009	416.4	Case Keenum
2008	403.2	Case Keenum
1992	342.6	Jimmy Klingler
1990	474.6	David Klingler
1989	423.7	André Ware

Yards per Rush

2006	10.1	Anthony Alridge
1989	9.6	Chuck Weatherspoon

Receptions

1989	142	Manny Hazard
1988	108	Jason Phillips
1987	99	Jason Phillips

Receptions per Game

1992	9.4	Sherman Smith
1991	9.6	Freddie Gilbert
1990	7.8	Manny Hazard

Tackles for Loss

2000	2.45	Wayne Rogers
2011	2.14	Sammy Brown

Passes Defended per Game

2015	2.2	William Jackson, III
------	-----	----------------------

Interceptions

1962	10	Byron Beaver
------	----	--------------

Interceptions per Game

1990	0.73	Jerry Parks
1989	1.09	Cornelius Price
1976	0.91	Anthony Francis

Scoring

1966	113	Ken Hebert
------	-----	------------

Field Goals per Game

1989	2.0	Roman Anderson
------	-----	----------------

NCAA TEAM CHAMPIONS

Total Offense

2011	599.1
2009	563.4
1992	519.5
1990	586.8
1989	624.9
1968	562.0
1967	427.9
1966	437.2

Scoring

2011	49.3
2009	42.2
1990	46.5
1989	53.6
1968	42.5

Punting

1967	44.4
------	------

Passing Offense

2011	450.1
2009	433.7
1992	407.1
1991	372.8
1990	473.9
1989	511.3

Turnover Margin

1989	2.6
2013	1.9

Turnovers Gained

2013	43
------	----

Rushing Offense

1968	361.7
1967	270.9

NCAA INDIVIDUAL RECORDS

Team with 300-Yard Receiver & 200-Yard Rusher

Game: Donnie Avery (346 rec.), Anthony Alridge (205 rush), vs. Rice (10/13/07)

Team with 5,000-Yard Passer, & 1,000-Yard Rusher & 1,000-Yard Receiver

Season: Case Keenum (5,020 pass), Bryce Beall (1,247 rush), Tyron Carrier (1,029 rec.), 2008

TOTAL OFFENSE

Most Plays Per Game

Season: 64.0, David Klingler (1990)

Most Yards

Half: 510 (1st), André Ware, vs. SMU (10/21/89)

By Two Opposing Players: 1,321, David Klingler (625) and Matt Vogler (696), vs. TCU (11/3/90)

Consecutive Games: 1,310, David Klingler (578, vs. Eastern Washington, 11/17/90; 732 vs. Arizona State, 12/2/90)

Season per Game: 474.6 (5,221 in 11), David Klingler (1990)

Career: 20,114 (897 rush, 19,217 pass), Case Keenum (2007-11)

Most Seasons with 4,000+ Yards

Career: 3, Case Keenum (2008-11)
Tied with seven others

Most Games with 300+ Yards

Career: 40, Case Keenum (2007-11)

Most Games with 400+ Yards

Career: 21, Case Keenum (2007-11)
Tied with Graham Harrell, Texas Tech (2006-08)

Most Yards Gained against One Opponent

Career: 1,985, Case Keenum, vs. UTEP (2007-11)

Most Yards Gained against One Opponent

Career per Game (min. 4 games): 397.0, Case Keenum, vs. UTEP (2007-11)

Most Points Responsible For

Game: 66, David Klingler, vs. Eastern Washington (11/17/90)

Season per Game: 30.36 (334 in 11), David Klingler (1990)

Career: 1,078, Case Keenum (2007-11)
23 rush TDs, 155 pass TDs, 5 2-pt PATs

Most Touchdowns Responsible For

Game: 11, David Klingler, vs. Eastern Washington (11/17/90)

Season per Game: 5.00 (55 in 11) (1990)

Career: 178, Case Keenum (2007-11)

Gaining 400 Yards Passing and 100 Yards Rushing

Game: Kevin Kolb (434-144), vs. TCU (10/25/03)
Tied with seven others

Gaining 1,000 Yards Rushing and 2,000 Yards Passing

Season: Greg Ward Jr. (1,108 rush; 2,828 pass), 2015
Tied with 26 others

RUSHING

Highest Average Gain per Rush (min. 100 rushes)

Season: 9.6 (119-1,146), Chuck Weatherspoon (1989)

PASSING

Most Yards

Half: 517 (1st), André Ware, vs. SMU (10/21/89)

Consecutive Games: 1,288, David Klingler (572, vs. Eastern Washington, 11/17/90; 716 vs. Arizona State, 12/2/90)

Three Consecutive Games: 1,798, David Klingler, (572 vs. Eastern Washington, 11/17/90; 716 vs. Arizona State, 12/2/90; 510 vs. Louisiana Tech, 8/31/91)

Season (11 games): 5,140, David Klingler (1990)

Career: 19,217 Case Keenum (2007-11)

Most Yards per Game

Season: 467.3 (5,140- in 11), David Klingler (1990)

Most Yards Gained against One Opponent

Career: 1,882, Case Keenum, vs. UTEP (2007-11)

Most Yards Gained against One Opponent

Career per Game (min. 4 games): 376.4, Case Keenum, vs. UTEP (2007-11)

Most Completions

Career: 1,546, Case Keenum (2007-11)

Most Seasons with 5,000+ Yards

Career: 3, Case Keenum (2007-11)

Most 300-Yard Games

Season: 14, Case Keenum (2011);
Tied with Paul Smith, Tulsa (2007)

Career: 39, Case Keenum (2007-11)

Most Consecutive Games with 300+ Yards

Season: 14, Case Keenum (2011, 2009)
Tied with Paul Smith, Tulsa (2007)

Two Players, Same Team, Each Passing for 250+ Yards

Game: Andre Ware (517), David Klingler (254), vs. SMU (10/21/89)
Tied with two others

Most Pass Attempts per Game

Season: 58.5, David Klingler (1990)

Most Pass Attempts Without An Interception

Game: 77, David Piland vs. Louisiana Tech (9/8/12)

Most Touchdown Passes

Quarter: 6 (2nd), David Klingler, vs. Louisiana Tech (8/31/91)

Game: 11, David Klingler, vs. Eastern Washington (11/17/90)

Season per Game: 4.9 (54 in 11) David Klingler (1990)

Career: 155, Case Keenum (2007-11)



NCAA RECORDS

2017 SEASON

COACHING STAFF

THE COUGARS

SEASON REVIEW

HISTORY & RECORDS

Longest Pass Play

Game: 99 yards (TD), Bo Burris to Warren McVea, vs. Washington State (9/23/66);
99 yards, Terry Peel to Robert Ford, vs. Syracuse (9/19/70);
99 yards, Terry Peel to Robert Ford, vs. San Diego State (10/14/72)

RECEIVING

Most Passes Caught per Game

Career: 10.5 (220-21), Manny Hazard (1989-90)

Most Consecutive Games with 2+ Receptions

Career: 53, Tyron Carrier (2008-11)

Three Players Gaining 1,000 Yards

Season: James Cleveland (1,214), Tyron Carrier (1,209),
Patrick Edwards (1,021) (2009);
tied with four others

Two Players Ranked Nos. 1-2 in Final Rankings

Season: Jason Phillips (9.8 rpg), James Dixon (9.3 rpg) (1988)

Most 50-Plus Yard TD Catches

Season: 8 (87, 50, 75, 80, 79, 67, 61, 60), Elmo Wright (1968)
tied with Henry Ellard, Fresno State (1982)

KICKING

Most Points Scored per Game Kicking

Career: 9.6 (423 in 44), Roman Anderson (1988-91)

Most PATs Attempted

Game: 14, Terry Leiweke, vs. Tulsa (11/23/68)

Most PATs Made

Game: 13, Terry Leiweke, vs. Tulsa (11/23/68)
Tied with Derek Mahoney, Fresno State (1991)

FIELD GOALS

Most Field Goals Made by a Freshman

Career: 6, Matt Hogan, vs. UAB (10/13/12);
Tied with two others

KICK RETURNS

Most Kickoff Return Touchdowns

Career: 7, Tyron Carrier (2008-11);
Tied with C.J. Spiller (Clemson) (2006-09)

RUN BACKS

Most Touchdowns Scored on Runbacks

Game: 3, Johnny Jackson, vs. Texas (11/07/87)
Tied with Antonio Perkins, Oklahoma State (Sept. 20, 2003)

TACKLES FOR LOSS

Most Tackles for Loss

Career per Game: 1.92 (50.0 in 26), Sammy Brown (2010-11)

INTERCEPTIONS

Most Passes Intercepted

Game: 5, Byron Beaver, vs. Baylor (9/22/62)
tied with three others

Most Touchdowns on Interception Returns

Game: 3, Johnny Jackson, vs. Texas (11/07/87)

Longest Interception Return

Game: 100 yards (TD), Frank Ditta, vs. San Jose State (10/2/71)

NCAA TEAM RECORDS

SINGLE GAME

Total Offense

Most Plays: 115, vs. Louisiana Tech (9/8/12);
tied with three teams

Most Plays (Both Teams):
209, Houston, 115 vs. Louisiana Tech, 94 (9/8/12)

Most First Downs (Both Teams):
78, Houston, 40 vs. Louisiana Tech, 38 (9/8/12)

Most Yards: 1,021, vs. SMU (10/21/89)

Highest Average Gain per Play (min. 75): 11.9, vs. SMU (10/21/89)

PASSING

Most Passes Attempted (Both Teams):
135, Houston (56) vs. TCU (79) (11/03/90)

Most Passes Attempted without an Interception:
77, vs. Louisiana Tech (9/8/12)

Most Passes Attempted without an Interception (Both Teams):
129, Houston (77) vs. Louisiana Tech (52) (9/8/12)

Most Passes Completed (Both Teams):
87, Houston (53) vs. Louisiana Tech (34) (9/8/12)

Most Yards Passing: 771, vs. SMU (10/21/89)

Most Touchdown Passes: 11, vs. Eastern Washington (11/17/90)

Most Touchdown Passes vs. Major College Opponent:
10, vs. SMU (10/21/89); tied with San Diego State (1969)

SCORING

Most Points in a Quarter: 49 (4th), vs. Tulsa (11/23/68);
tied with two teams

Most Points in a Half: 76 (2nd), vs. Tulsa (11/23/68)

Most Points vs. Major College Opponent:
100, vs. Tulsa (11/23/68)

Most Extra Points Made: 13, vs. Tulsa (11/23/68)

Most Defensive Touchdowns: 4, vs. Texas (11/7/87);
tied with three teams

RUSHING

Fewest Rushes: 5, vs. Texas Tech (11/25/89)

DEFENSE

Fewest Completions: 0, vs. Air Force (9/13/08);
tied with many teams

Most Touchdowns on Interception Returns: 4, vs. Texas,
(11/7/87)

INTERCEPTIONS

Most Touchdowns on Interception Returns: 4, vs. Texas (11/7/87)

SINGLE SEASON TOTAL OFFENSE

Yards per Game: 624.9 (6,874-11), (1989)

Yards Gained: 8,387 (2011)

Averaging 300 Yards Rushing & 200 Yards Passing per Game:
361.7 (rush), 200.3 (pass) (1968);
tied with Baylor (2015) and Arizona State (1973)

PASSING

Most Yards Passing: 6,301 (2011)

Most Yards per Game: 511.3 (5,624 yds.-11 gms.) (1989)

Highest Avg. Gain per Comp. (min. 100 comps.):
19.1 (105 comp.-2,003 yds) (1968)

Most Touchdown Passes per Game: 5.0 (55 tds-11 gms.) (1989)

SCORING

Points Scored (11-game Season): 589 (1989)

Most Points in Consecutive Games: 177
(77 vs. Idaho, 11/16/68; 100 vs. Tulsa, 11/23/68)

KICK RETURNS

Most Touchdowns Scored: 5 (2009);
tied with Tulsa (2004)



MISCELLANEOUS RECORDS

2017 SEASON

COACHING STAFF

THE COUGARS

SEASON REVIEW

HISTORY & RECORDS

HOME COMING GAMES 35-31-5

11/16/46	North Texas	L	3-7
11/22/47	Texas State	L	0-2
11/6/48	Stephen F. Austin	L	13-21
10/22/49	Hardin-Simmons	T	27-27
11/18/50	William & Mary	W	36-18
9/22/51	Baylor	L	0-19
10/11/52	Tulsa	W	33-7
12/5/53	Tennessee	W	33-19
11/27/54	Arkansas	L	0-19
11/19/55	Villanova	W	26-14
10/13/56	Texas A&M	T	14-14
10/26/57	Auburn	L	7-48
11/1/58	Tulsa	L	20-25
10/24/59	North Texas	L	6-7
11/5/60	Cincinnati	W	14-0
10/28/61	Alabama	L	0-14
11/10/62	Tulsa	W	35-31
10/5/63	Mississippi	L	6-20
11/7/64	Florida State	T	13-13
11/6/65	Mississippi	W	17-3
11/5/66	Tulsa	W	73-14
11/4/67	Georgia	W	15-14
11/23/68	Tulsa	W	100-6
10/25/69	Mississippi	W	25-11
10/24/70	Alabama	L	21-30
10/30/71	Florida State	W	14-7
11/11/72	Colorado State	W	48-13
11/3/73	Florida State	W	34-7
11/16/74	Memphis	W	13-10
9/27/75	SMU	L	16-26
10/30/76	TCU	W	49-21
10/15/77	SMU	L	23-37
10/28/78	Arkansas	W	20-9
10/20/79	SMU	W	37-10
10/25/80	Arkansas	W	24-17
10/17/81	SMU	L	22-38
10/23/82	Arkansas	L	3-38
11/5/83	Texas	L	3-9
10/27/84	Arkansas	L	3-17
10/19/85	SMU	L	13-37
10/25/86	Arkansas	L	13-30
11/21/87	Texas Tech	T	10-10
10/29/88	TCU	W	40-12
10/21/89	SMU	W	95-21
11/3/90	TCU	W	56-35
10/19/91	SMU	W	49-20
10/31/92	TCU	W	49-46
10/16/93	SMU	T	28-28
10/8/94	Texas A&M	L	7-38
11/11/95	Texas	L	20-52
11/9/96	Southern Miss	W (OT)	56-49
11/8/97	East Carolina	L	27-28
11/7/98	Southern Miss	L	15-21
11/9/99	Cincinnati	W	23-20
10/28/00	Southern Miss	L	3-6
10/20/01	Cincinnati	L	29-28
11/9/02	East Carolina	L (3OT)	48-54
11/8/03	Southern Miss	L	10-31
11/6/04	East Carolina	W	34-24
11/13/05	Southern Miss	W	27-24
11/4/06	Tulsa	W	27-10
11/17/07	Marshall	W	35-28
11/8/08	Tulane	W	42-14
10/24/09	SMU	W	38-15
11/13/10	Tulsa	L	25-28
10/22/11	Marshall	W	63-28
11/10/12	Tulsa	L	7-41
10/19/13	BYU	L	46-47
11/8/14	Tulane	L	24-31
11/7/15	Cincinnati	W	33-30
11/12/16	Tulane	W	30-18

SEASON OPENERS 37-32-2

H: 28-16 • A: 8-16-2 • N: 1-0

9/21/46	Louisiana-Lafayette	L	7-13
9/20/47	Centenary	W	19-7
9/18/48	Texas A&I	W	14-0
9/17/49	William & Mary	L	13-14
9/23/50	St. Bonaventure	L	14-29
9/22/51	Baylor	L	0-19
9/20/52	Texas A&M	L	13-21
9/26/53	at Texas A&M	T	14-14
9/18/54	at Baylor	L	13-53
9/17/55	Montana	W	54-12
9/29/56	Mississippi State	W	18-7
9/21/57	Miami (Fla.)	W	7-0
9/27/58	Texas A&M	W	39-14
9/19/59	Mississippi	L	0-16
9/17/60	Mississippi	L	0-42
9/23/61	at Texas A&M	T	7-7
9/22/62	Baylor	W	19-0
9/21/63	Auburn	L	14-21
9/12/64	Trinity	W	34-7
9/11/65	Tulsa	L	0-14
9/17/66	at Florida State	W	21-13
9/15/67	Florida State	W	33-13
9/14/68	Tulane	W	54-7
9/20/69	at Florida	L	34-59
9/19/70	Syracuse	W	42-15
9/11/71	at Rice	W	23-21
9/9/72	at Rice	L	13-14
9/15/73	Rice	W	24-6
9/7/74	at Arizona State	L	9-30
9/6/75	Lamar	W	20-3
9/11/76	* at Baylor	W	23-5
9/12/77	UCLA	W	17-13
9/16/78	at Memphis	L	3-17
9/8/79	at UCLA	W	24-16
9/13/80	at Arizona State	L	13-29
9/5/81	New Mexico	W	21-10
9/11/82	at Miami (Fla.)	L	31-12
9/1/83	at Rice	W	45-14
9/15/84	Miami (Ohio)	W	30-17
9/7/85	at Tulsa	L	24-31
9/6/86	at Arizona	L	3-37
9/12/87	Oklahoma State	L	0-35
9/10/88	at Louisiana Tech	W	60-0
9/2/89	at UNLV	W	69-0
9/8/90	UNLV	W	37-9
8/31/91	Louisiana Tech	W	73-3
9/5/92	at Tulsa	L	25-28
9/4/93	USC	L	7-49
9/1/94	Kansas	L	13-35
9/2/95	at Florida	L	21-45
8/31/96	Sam Houston State	W	43-25
8/30/97	at Alabama	L	17-42
9/5/98	at California	L	10-14
9/4/99	Rice	W	28-3
9/2/00	at Rice	L (OT)	27-30
9/1/01	Rice	L	21-14
8/31/02	at Rice	W	24-10
8/30/03	Rice	W	48-14
9/5/04	vs. Rice (Reliant)	L	7-10
9/1/05	Oregon (Reliant)	L	24-38
9/2/06	at Rice	W	31-30
9/1/07	at Oregon	L	27-48
8/30/08	Southern	W	55-3
9/5/09	Northwestern	W	55-7
9/4/10	Texas State	W	68-28
9/3/11	UCLA	W	38-34
9/1/12	Texas State	L	13-30
8/30/13	Southern	W	62-13
8/29/14	UTSA	L	7-27
9/5/15	Tennessee Tech	W	52-24
9/3/16	vs. #3/3 Oklahoma (1)	W	33-23

1 - Advocare Texas Kickoff (NRG Stadium, Houston)
Home games listed in bold * - conference game

HOME OPENERS 41-30

9/21/46	Louisiana-Lafayette	L	7-13
9/20/47	Centenary	W	19-7
9/18/48	Texas A&I	W	14-0
9/17/49	William & Mary	L	13-14
9/23/50	St. Bonaventure	L	14-29
9/22/51	#9 Baylor	L	0-19
9/20/52	Texas A&M	L	13-21
10/17/53	Oklahoma State	L	7-14
10/9/54	Texas A&M	W	10-7
9/17/55	Montana	W	54-12
9/29/56	Mississippi State	W	18-7
9/21/57	#14 Miami (Fla.)	W	7-0
9/27/58	Texas A&M	W	39-14
9/19/59	#8 Mississippi	L	0-16
9/17/60	#2 Mississippi	L	0-42
9/30/61	Mississippi State	L	7-10
9/22/62	Baylor	W	19-0
9/21/63	Auburn	L	14-21
9/12/64	Trinity	W	34-7
9/11/65	Tulsa	L	0-14
9/23/66	Washington State	W	21-7
9/15/67	Florida State	W	33-13
9/14/68	Tulane	W	54-7
10/4/69	Mississippi State	W	74-0
9/19/70	Syracuse	W	42-15
10/2/71	San Jose State	W	34-20
9/16/72	Arizona State	L	28-33
9/15/73	Rice	W	24-6
9/21/74	Miami (Fla.)	L	3-20
9/6/75	Lamar	W	20-3
9/25/76	* #9 Texas A&M	W	21-10
9/12/77	UCLA	W	17-13
9/23/78	Utah	W	42-25
9/15/79	Florida	W	14-10
9/20/80	Miami (Fla.)	L	7-14
9/5/81	New Mexico	W	21-10
9/18/82	Arizona State	L	10-24
9/10/83	Miami (Fla.)	L	7-29
9/15/84	Miami (Ohio)	W	30-17
9/21/85	Washington	L	12-29
9/27/86	Tulsa	L	14-24
9/12/87	Oklahoma State	L	0-35
10/8/88	* Texas A&M	L	16-30
9/30/89	Temple	W	65-7
9/8/90	UNLV	W	37-9
8/31/91	Louisiana Tech	W	73-3
9/19/92	Illinois	W	31-13
9/11/93	Tulsa	L	24-38
9/1/94	Kansas	L	13-35
9/9/95	Louisiana Tech	L	7-19
8/31/96	Sam Houston State	W	43-25
9/6/97	California	L	3-35
9/12/98	Minnesota	L	7-14
9/4/99	Rice	W	28-3
9/16/00	Army	W	31-30
9/1/01	Rice	L	14-21
9/7/02	Tulane	L	13-34
8/30/03	Rice	W	48-14
9/18/04	Army	W	35-21
9/1/05	Oregon	L	24-38
9/9/06	* Tulane	W	45-7
9/22/07	Colorado State	W	38-27
8/30/08	Southern	W	55-3
9/5/09	Northwestern State	W	55-7
9/4/10	Texas State	W	68-28
9/3/11	UCLA	W	38-34
9/1/12	Texas State	L	13-30
8/30/13	Southern	W	62-13
8/29/14	UTSA	L	7-27
9/5/15	Tennessee Tech	W	52-24
9/10/16	Lamar	W	42-0

* - conference game

ROAD OPENERS 22-46-3

9/27/46	at West Texas State	W	14-12
10/11/47	at Texas A&I	L	0-13
9/25/48	at UTEP	L	7-35
10/8/49	at Louisiana-Lafayette	W	28-7
9/30/50	at Baylor	L	7-34
9/28/51	at Detroit	W	33-7
9/27/52	at Arkansas	W	17-7
9/26/53	at Texas A&M	T	14-14
9/18/54	at Baylor	L	3-53
10/1/55	at Texas A&M	L	3-21
10/6/56	at Ole Miss	L	0-14
9/28/57	at Baylor	L	6-14
10/4/58	at Cincinnati	W	34-13
10/10/59	at Texas A&M	L	6-28
9/24/60	at Mississippi State	W	14-10
9/23/61	at Texas A&M	T	7-7
9/22/62	at Mississippi	L	7-40
9/28/63	at Baylor	L	0-27
9/19/64	at Auburn	L	0-30
10/9/65	at Texas A&M	L	7-10
10/22/66	at Mississippi	L	6-27
9/23/67	at Michigan State	W	37-7
9/21/68	at Texas	T	20-20
9/20/69	at Florida	L	34-59
9/26/70	at Oklahoma State	L	17-26
9/11/71	at Rice	W	23-21
9/9/72	at Rice	L	13-14
9/29/73	at Memphis	W	35-21
9/7/74	at Arizona State	L	9-30
10/11/75	at North Texas	L	0-28
9/11/76	at Baylor	W	23-5
9/17/77	at Penn State	L	14-31
9/16/78	at Memphis	L	3-17
9/8/79	at UCLA	W	24-16
9/13/80	at Arizona State	L	13-29
9/19/81	at Miami (Fla.)	L	7-12
9/11/82	at Miami (Fla.)	L	12-31
9/1/83	at Rice	W	45-14
9/22/84	at Washington	L	7-35
9/7/85	at Tulsa	L	24-31
9/6/86	at Arizona	L	3-37
10/10/87	at Texas A&M	L	17-22
9/10/88	at Louisiana Tech	W	60-0
9/2/89	at UNLV	W	69-0
9/13/90	at Texas Tech	W	51-35
9/12/91	at Miami (Fla.)	L	10-40
9/5/92	at Tulsa	L	25-28
9/4/93	at USC	L	7-49
9/10/94	at Louisiana Tech	L	7-32
9/2/95	at Florida	L	21-45
9/7/96	at LSU	L	34-35
8/30/97	at Alabama	L	17-42
9/5/98	at California	L	10-14
9/11/99	at Alabama	L	10-37
9/2/00	at Rice	L (OT)	27-30
10/6/01	at Army	L	14-28
8/31/02	at Rice	W	24-10
9/6/03	at Michigan	L	3-50
9/5/04	at Rice	L	7-10
9/16/05	at UTEP	L (2OT)	41-44
9/2/06	at Rice	W	31-30
9/1/07	at Oregon	L	27-48
9/6/08	at Oklahoma State	L	37-56
9/12/09	at #5/6 Oklahoma State	W	45-35
9/18/10	at UCLA	L	13-31
9/10/11	at North Texas	W	48-23
9/15/12	at UCLA	L	6-37
8/30/13	* at Temple	W	22-13
9/11/14	at BYU	L	25-33
9/12/15	at Louisville	W	34-31
9/15/16	at Cincinnati	W	40-16

* - conference game



MISCELLANEOUS RECORDS

CONFERENCE OPENERS 36-17-1

H: 12-6 • A: 24-11-1

Lone Star Conference (1-2)

10/19/46	at East Texas State	L	14-20
10/18/47	East Texas State	L	33-7
10/16/48	at East Texas State 7	W	18-7

Gulf Coast Conference (0-1)

10/29/49	at Midwestern State	L	21-33
----------	---------------------	---	-------

Missouri Valley Conference (9-0)

9/22/51	at Detroit	W	33-7
10/4/52	at Oklahoma State	W	10-7
10/9/53	at Detroit	W	25-19
10/16/54	at Oklahoma State	W	14-7
10/7/55	at Detroit	W	7-0
10/20/56	at Oklahoma State	W	13-0
10/5/57	at Cincinnati	W	7-0
10/4/58	at Cincinnati	W	34-13
10/3/59	Cincinnati	W	13-12

Southwest Conference (11-8-1)

9/11/76	at Baylor	W	23-5
10/1/77	Baylor	W	28-24
10/7/78	at Baylor	W	20-18
10/6/79	Baylor	W	13-10
10/4/80	at Baylor	L	12-24
10/3/81	Baylor	W	24-3
10/2/82	at Baylor	T	21-21
9/1/83	at Rice	W	45-14
10/6/84	at Baylor	W	27-17
10/5/85	Baylor	L	21-24
10/4/86	at Baylor	L	13-27
10/3/87	Baylor	L	18-30
10/1/88	at Baylor	W	27-24
10/7/89	Baylor	W	66-10
9/13/90	at Texas Tech	W	51-35
10/5/91	Baylor	L	21-38
10/17/92	at Baylor	L	23-29
10/2/93	Baylor	W	24-3
10/8/94	Texas A&M	L	7-38
10/7/95	at TCU	L	21-31

Conference USA (12-5)

10/12/96	Memphis	W	37-20
10/18/97	Cincinnati	W (20T)	41-38
10/3/98	Memphis	W	35-14
9/25/99	at UAB	L	10-29
9/16/00	Army	W	31-30
9/29/01	TCU	L	17-34
9/7/02	Tulane	L	13-34
9/30/03	at East Carolina	W	27-13
9/18/04	Army	W	35-31
9/16/05	at UTEP	L (20T)	41-44
9/2/06	at Rice	W	31-30
9/15/07	at Tulane	W	34-10
9/27/08	at East Carolina	W	41-24
10/3/09	at UTEP	L	41-58
9/10/10	UTEP	W	54-24
9/29/11	at UTEP	W	49-42
9/29/12	at Rice	W	35-14

American Athletic Conference (3-1)

9/7/13	at Temple	W	22-13
10/2/14	UCF	L	12-17
10/3/15	at Tulsa	W	38-24
9/15/16	at Cincinnati	W	40-16

Home games listed in bold

CONFERENCE ROAD OPENERS 30-23-1

Lone Star Conference (1-2)

10/19/46	at East Texas State	L	14-20
11/8/47	at Stephen F. Austin	L	14-25
10/16/48	at East Texas State	W	18-7

Gulf Coast Conference (0-1)

10/29/49	at Midwestern State	L	21-33
----------	---------------------	---	-------

Missouri Valley Conference (9-0)

9/22/51	at Detroit	W	33-7
10/4/52	at Oklahoma State	W	10-7
10/9/53	at Detroit	W	25-19
10/16/54	at Oklahoma State	W	14-7
10/7/55	at Detroit	W	7-0
10/20/56	at Oklahoma State	W	13-0
10/5/57	at Cincinnati	W	7-0
10/4/58	at Cincinnati	W	34-13
10/31/59	at Tulsa	W	22-13

Southwest Conference (8-11-1)

9/11/76	at Baylor	W	23-5
10/22/77	at Arkansas	L	0-34
10/7/78	at Baylor	W	20-18
10/13/79	at Texas A&M	W	17-14
10/4/80	at Baylor	L	12-24
10/10/81	at Texas A&M	L	6-7
10/2/82	at Baylor	T	21-21
9/1/83	at Rice	W	45-14
10/6/84	at Baylor	W	27-17
10/12/85	at Texas A&M	L	16-43
10/4/86	at Baylor	L	13-27
10/10/87	at Texas A&M	L	17-22
10/1/88	at Baylor	W	27-24
10/14/89	at Texas A&M	L	13-17
9/13/90	at Texas Tech	W	51-35
10/12/91	at Arkansas	L	17-29
10/17/92	at Baylor	L	23-29
10/9/93	at Texas A&M	L	10-34
10/15/94	at SMU	W	33-39
10/7/95	at TCU	L	21-31

Conference USA (8-9)

10/19/96	at Cincinnati	L	20-31
10/25/97	at Louisville	W	36-22
10/31/98	at East Carolina	W	34-31
9/25/99	at UAB	L	10-29
10/7/00	at Cincinnati	L	31-48
10/6/01	at Army	L	14-28
10/5/02	at TCU	L	17-34
9/30/03	at East Carolina	W	13-27
10/2/04	at Memphis	L	14-41
9/16/05	at UTEP	L (20T)	41-44
9/2/06	at Rice	W	31-30
9/15/07	at Tulane	W	34-10
9/27/08	at East Carolina	W	41-24
10/3/09	at UTEP	L	41-58
10/16/10	at Rice	L	31-34
9/29/11	at UTEP	W	49-42
9/29/12	at Rice	W	35-14

American Athletic Conference (4-0)

9/7/13	at Temple	W	22-13
10/11/14	at Memphis	W	28-24
10/3/15	at Tulsa	W	38-24
9/15/16	at Cincinnati	W	40-16

REGULAR-SEASON FINALES 45-25-1

H: 31-11 • A: 13-13-1 • N: 1-1

11/28/46	* Sam Houston State	L	28-6
11/27/47	* at Sam Houston State	L	0-23
11/25/48	* Sam Houston State	W	22-13
11/24/49	at Saint Louis	W	35-0
12/2/50	Tulsa	L	21-28
11/30/51	at North Texas	W	20-14
12/6/52	Wyoming	W	20-0
12/5/53	Tennessee	W	33-19
12/4/54	* Detroit	W	19-7
12/3/55	Wyoming	W	26-14
12/1/56	* Detroit	W	39-7
11/23/57	* at Tulsa	W	13-7
11/29/58	Texas Tech	W	22-17
11/26/59	Washington State	L	18-32
11/26/60	Tulsa	L	16-26
12/2/61	Oregon State	W	23-12
12/1/62	Cincinnati	W	42-14
12/14/63	Louisville	W	21-7
11/28/64	Cincinnati	L	6-20
11/20/65	at Florida State	T	16-16
12/3/66	Utah	W	34-14
11/25/67	at Tulsa	L	13-22
11/29/68	at Florida State	L	20-40
11/29/69	Florida State	W	41-13
12/5/70	at Miami (Fla.)	W	36-3
11/27/71	Utah	W	42-16
11/25/72	Cincinnati	W	49-0
12/1/73	Tulsa	W	35-16
11/30/74	at Tulsa	L	14-30
11/29/75	Tulsa	W	42-30
12/4/76	Miami (Fla.)	W	21-16
12/3/77	* at Texas A&M	L	7-27
12/2/78	* Rice	W	49-25
12/1/79	* at Rice	W	63-0
11/29/80	* Rice	L	7-35
11/28/81	* at Rice	W	40-3
11/27/82	* Rice	W	28-21
11/26/83	* vs. SMU	L	23-34
12/1/84	* Rice	W	38-26
11/30/85	* at Rice	W	24-20
11/29/86	* Rice	L	13-14
11/28/87	* at Rice	W	45-21
11/26/88	* Rice	W	45-14
12/2/89	* at Rice	W	64-0
12/1/90	vs. Arizona State	W	62-45
11/30/91	* Texas Tech	L	46-52
11/28/92	* Rice	W	61-34
11/28/93	* at Rice	L	7-37
11/26/94	* Rice	L	13-31
12/2/95	* at Rice	W	18-17
11/16/96	* Louisville	W	38-7
11/22/97	* Tulane	L	10-44
11/21/98	* at Tulane	L	20-48
11/20/99	* at Army	W	26-14
11/18/00	* Louisville	L	13-32
12/1/01	at Georgia	L	7-35
11/30/02	* Louisville	W	27-10
11/29/03	* UAB	W	56-28
11/20/04	* Louisville	L	27-65
11/26/05	* Rice	W	35-18
11/18/06	* at Memphis	W (OT)	23-20
11/24/07	Texas Southern	W	59-6
11/29/08	* at Rice	L	42-56
11/28/09	* Rice	W	73-14
11/27/10	at Texas Tech	L	20-35
11/25/11	* at Tulsa	W	48-16
11/24/12	* Tulane	W	40-17
11/29/13	* SMU	W	34-0
12/6/14	* at Cincinnati	L	31-37
11/27/15	* Navy	W	52-31
11/25/16	* at Memphis	L	44-48

Home games listed in bold * - conference game

REGULAR-SEASON HOME FINALES 51-19-1

11/28/46	* Sam Houston State	L	6-28
11/22/47	* Texas State	L	0-2
11/25/48	* Sam Houston State	W	22-13
11/19/49	* Trinity	W	28-21
12/2/50	Tulsa	L	21-28
11/24/51	* Oklahoma State	W	31-7
12/6/52	Wyoming	W	20-0
12/5/53	Tennessee	W	33-19
12/4/54	* Detroit	W	19-7
12/3/55	Wyoming	W	26-14
12/1/56	* Detroit	W	39-7
10/26/57	Auburn	L	7-48
11/29/58	Texas Tech	W	22-17
11/26/59	Washington State	L	18-32
11/26/60	Tulsa	L	16-26
12/2/61	Oregon State	W	23-12
12/1/62	Cincinnati	W	42-14
12/14/63	Louisville	W	21-7
11/28/64	Cincinnati	L	6-20
11/13/65	Kentucky	W	38-21
12/3/66	Utah	W	34-14
11/18/67	Idaho	W	77-6
11/23/68	Tulsa	W	100-6
11/29/69	Florida State	W	41-13
11/21/70	Wake Forest	W	26-2
11/27/71	Utah	W	42-16
11/25/72	Cincinnati	W	49-0
12/1/73	Tulsa	W	35-16
11/16/74	Memphis	W	13-10
11/29/75	Tulsa	W	42-30
12/4/76	Miami (Fla.)	W	21-16
11/19/77	* Texas Tech	W	45-7
12/2/78	* Rice	W	49-25
11/23/79	* Texas Tech	W	14-10
11/29/80	* Rice	L	7-35
11/21/81	* Texas Tech	W	15-7
11/27/82	* Rice	W	28-21
11/19/83	* Texas Tech	W	43-41
12/1/84	* Rice	W	38-26
11/23/85	* Texas Tech	W	17-16
11/29/86	* Rice	L	13-14
11/21/87	* Texas Tech	T	10-10
11/26/88	* Rice	W	45-14
11/25/89	* Texas Tech	W	40-24
11/17/90	Eastern Washington	W	84-21
11/30/91	* Texas Tech	L	46-52
11/28/92	* Rice	W	



BOWL RECORDS

2017 SEASON

COACHING STAFF

THE COUGARS

SEASON REVIEW

HISTORY & RECORDS

INDIVIDUAL RECORDS

Rushing

Most Attempts

35	Robert Newhouse, vs. Colorado, Bluebonnet Bowl (12/31/71)
32	Jim Strong, vs. Auburn, Bluebonnet Bowl (12/31/69)
28	Gene Shannon, vs. Dayton, Salad Bowl (1/1/52)

Most Yards

184	Jim Strong, vs. Auburn, Bluebonnet Bowl (12/31/69)
175	Gene Shannon, vs. Dayton, Salad Bowl (1/1/52)
168	Robert Newhouse, vs. Colorado, Bluebonnet Bowl (12/31/71)

Highest Average Per Carry (min. 10 carries)

8.3 (13-108)	Donnie McGraw, vs. Tulane, Bluebonnet Bowl (12/29/73)
7.7 (11-85)	Jackie Battle, vs. South Carolina, Liberty Bowl (12/29/06)
7.4 (14-104)	Dyral Thomas, vs. Maryland, Cotton Bowl (1/1/77)

Most Touchdowns

4	Gene Shannon, vs. Dayton, Salad Bowl (1/1/52)
3	Terald Clark, vs. Navy, Garden State Bowl (12/14/80)
3	Jackie Battle, vs. Hawai'i, Sheraton Hawai'i Bowl (12/25/03)

Passing

Most Attempts

69	Case Keenum, vs. Penn State, TicketCity Bowl (1/1/12)
47	John O'Korn, vs. Vanderbilt, BBVA Compass Bowl (1/4/14)
44	Kevin Kolb, vs. Kansas, Fort Worth Bowl (12/23/05)
41	Case Keenum, vs. Air Force, Armed Forces Bowl (12/31/09)
41	Greg Ward Jr., vs. Florida State, Peach Bowl (12/31/15)

Most Completions

45	Case Keenum, vs. Penn State, TicketCity Bowl (1/1/12)
26	Kevin Kolb, vs. South Carolina, Liberty Bowl (12/29/06)
25	Greg Ward Jr., vs. San Diego State, Las Vegas Bowl (12/17/16)
25	Greg Ward Jr., vs. Florida State, Peach Bowl (12/31/15)
24	Case Keenum, vs. Air Force, Armed Forces Bowl (12/31/09)

Most Yards

532	Case Keenum, vs. Penn State, TicketCity Bowl (1/1/12)
386	Kevin Kolb, vs. South Carolina, Liberty Bowl (12/29/06)
335	Case Keenum, vs. TCU, Texas Bowl (12/28/07)
332	Kevin Kolb, vs. Hawai'i, Sheraton Hawai'i Bowl (12/25/03)
274	Greg Ward Jr., vs. Pittsburgh, Armed Forces Bowl (1/2/15)

Highest Completion Percentage (min. 10 att.)

72.7 (8-11)	David Dacus, vs. Washington State, Aloha Bowl (12/25/88)
-------------	----------------------------------------------------------

Most Touchdowns

3	Greg Ward Jr., vs. Pittsburgh, Armed Forces Bowl (1/2/15)
3	Kevin Kolb, vs. South Carolina, Liberty Bowl (12/29/06)
3	Case Keenum, vs. Penn State, TicketCity Bowl (1/1/12)
2	Billy Roland, vs. Miami (Ohio), Tangerine Bowl (12/22/62)
2	Kevin Kolb, vs. Hawai'i, Sheraton Hawai'i Bowl (12/25/03)
2	John O'Korn, vs. Vanderbilt, BBVA Compass Bowl (1/4/14)

Most Consecutive Completions

8	Billy Roland, vs. Miami (Ohio), Tangerine Bowl (12/22/62)
---	-----------------------------------------------------------

Total Offense

Most Yards

542	Case Keenum, vs. Penn State, TicketCity Bowl (1/1/12)
381	Kevin Kolb, vs. South Carolina, Liberty Bowl (12/29/06)
366	Greg Ward Jr., vs. Pittsburgh, Armed Forces Bowl (1/2/15)
339	Kevin Kolb, vs. Hawai'i, Sheraton Hawai'i Bowl (12/25/03)
333	Case Keenum, vs. TCU, Texas Bowl (12/28/07)

Receiving

Most Yards

228	Patrick Edwards, vs. Penn State, TicketCity Bowl (1/1/12)
201	Vincent Marshall, vs. South Carolina, Liberty Bowl (12/29/06)
157	Vincent Marshall, vs. Hawai'i, Sheraton Hawai'i Bowl (12/25/03)
120	Donnie Avery, vs. TCU, Texas Bowl (12/28/07)
105	Markeith Ambles, vs. Vanderbilt, BBVA Compass Bowl (1/4/14)
103	Chad McCullar, vs. Hawai'i, Sheraton Hawai'i Bowl (12/25/03)

Most Catches

12	Justin Johnson, vs. Penn State, TicketCity Bowl (1/1/12)
10	Tyron Carrier, vs. Penn State, TicketCity Bowl (1/1/12)
10	Donnie Avery, vs. TCU, Texas Bowl (12/28/07)
9	Vincent Marshall, vs. South Carolina, Liberty Bowl (12/29/06)
9	Demarcus Ayers, vs. Florida State, Peach Bowl (12/31/15)

Punting

Highest Average

50.2 - 6 punts	Chase Turner, vs. TCU, Texas Bowl (12/28/07)
----------------	----------------------------------------------

Scoring

Most Points

24	Gene Shannon, vs. Dayton, Salad Bowl (1/1/52)
24	Joe Lopasky, vs. Miami (Ohio), Tangerine Bowl (12/22/62)
18	Terald Clark, vs. Navy, Garden State Bowl (12/14/80)
18	Jackie Battle, vs. Hawai'i, Sheraton Hawai'i Bowl (12/25/03)

Most PAT

7	Bill McMillan, vs. Miami (Ohio), Tangerine Bowl (12/22/62)
6	Dustin Bell, vs. Hawai'i, Sheraton Hawai'i Bowl (12/25/03)
5	Ricky Terrell, vs. Tulane, Bluebonnet Bowl (12/29/73)

Most Field Goals

3	Matt Hogan, vs. Penn State, TicketCity Bowl (1/1/12)
2	Matt Hogan, vs. Air Force, Armed Forces Bowl (12/31/09)
2	Jordan Mannisto, vs. Air Force, Armed Forces Bowl (12/31/08)
2	T.J. Lawrence, vs. TCU, Texas Bowl (12/28/07)
2	Kenny Hatfield, vs. Notre Dame, Cotton Bowl (1/1/79)
2	Dustin Bell, vs. Hawai'i, Sheraton Hawai'i Bowl (12/25/03)

Longest Plays

Rush

75	Marshall Johnson, vs. Tulane, Bluebonnet Bowl (12/29/73)
74	Jim Strong, vs. Auburn, Bluebonnet Bowl (12/31/69)
62	Daniel Spencer, vs. Vanderbilt, BBVA Compass Bowl (1/4/14)
51	Antowain Smith, vs. Syracuse, Liberty Bowl (12/27/96)

Pass

81	Vincent Marshall from Kevin Kolb, vs. Hawai'i, Hawai'i Bowl (12/25/03)
77	Vincent Marshall from Kevin Kolb, vs. South Carolina, Liberty Bowl (12/29/06)
75	Patrick Edwards from Case Keenum, vs. Penn State, TicketCity Bowl (1/1/12)
73	Eddie Foster from Bubba McGallion, vs. NC State, Bluebonnet Bowl (12/23/74)
67	Andre Kohn from Case Keenum, vs. TCU, Texas Bowl (12/28/07)
67	Deontay Greenberry from John O'Korn, vs. Vanderbilt, BBVA Compass Bowl (1/4/14)

Punt Return

70	Joe Lopasky, vs. Miami (Ohio), Tangerine Bowl (12/22/62)
----	----------------------------------------------------------

Interception Return

72	Alton Montgomery, vs. Washington St., Aloha Bowl (12/25/88)
----	-------------------------------------------------------------

Kickoff Return

98	Earl Allen, vs. Boston College, Cotton Bowl (1/1/85)
----	------------------------------------------------------

Field Goal

41	Kenny Hatfield, vs. Nebraska, Cotton Bowl (1/1/80)
----	----------------------------------------------------

Punt

70	Simon Rodriguez, vs. Washington State, Aloha Bowl (12/25/88)
----	--------------------------------------------------------------

TEAM RECORDS

Points

Most:	49, vs. Miami (Ohio), Tangerine Bowl (12/22/62)
Most Allowed:	54, by Hawai'i, Sheraton Hawai'i Bowl (12/25/03)
Fewest:	14, vs. Oklahoma, Sun Bowl (12/26/81)
Fewest Allowed:	0, by Navy, Garden State Bowl (12/14/80)
Most in a Quarter:	29 (4th), vs. Pittsburgh, Armed Forces Bowl (1/2/15)

First Downs

Most:	31, vs. Dayton, Salad Bowl (1/1/52)
Most Allowed:	30, by Hawai'i, Sheraton Hawai'i Bowl (12/25/03)
Fewest:	12, vs. Vanderbilt, BBVA Compass Bowl (1/4/14)
Fewest Allowed:	10, by Tulane, Bluebonnet Bowl (12/29/73)
Most Rushing:	25, vs. Dayton, Salad Bowl (1/1/52)
Most Rushing Allowed:	22, by Syracuse, Liberty Bowl (12/27/96)
Fewest Rushing:	3, vs. TCU, Texas Bowl (12/28/07)
Fewest Rushing Allowed:	1, by Florida State, Peach Bowl (12/31/15)
Most Passing:	19, vs. Penn State, TicketCity Bowl (1/1/12)
Most Passing Allowed:	17, by Hawai'i, Hawai'i Bowl (12/25/03)
Fewest Passing:	2, vs. Navy, Garden State Bowl (12/14/80)
Fewest Passing Allowed:	0, by Oklahoma, Sun Bowl (12/26/81)
Most Penalty:	3, vs. Florida State, Peach Bowl (12/31/15)
Fewest Penalties:	0, done eight times; most recently vs. San Diego State, Las Vegas Bowl (12/17/16)

Rushing Attempts

Most:	78, vs. Navy, Garden State Bowl (12/14/80)
Most Allowed:	72, by Air Force, Armed Forces Bowl (12/31/09)
Fewest:	16, vs. Penn State, TicketCity Bowl (1/1/12)
Fewest Allowed:	23, by Florida State, Peach Bowl (12/31/15)

Rushing Yards

Most:	405, vs. Navy, Garden State Bowl (12/14/80)
Most Allowed:	409, by Oklahoma, Sun Bowl (12/26/81)
Fewest:	24, vs. Kansas, Fort Worth Bowl (12/23/05)
Fewest Allowed:	1, by Auburn, Bluebonnet Bowl (12/31/69)

Passing Attempts

Most:	69, vs. Penn State, TicketCity Bowl (1/1/12)
Most Allowed:	48, by Florida State, Peach Bowl (12/31/15)
Fewest:	7, done two times; most recently vs. Navy, Garden State Bowl (12/14/80)
Fewest Allowed:	5, by Oklahoma, Sun Bowl (12/26/81)

Pass Completions

Most:	45, vs. Penn State, TicketCity Bowl (1/1/12)
Most Allowed:	40, by Miami (Ohio), Tangerine Bowl (12/22/62)
Fewest:	3, vs. Navy, Garden State Bowl (12/14/80)
Fewest Allowed:	1, by Oklahoma, Sun Bowl (12/26/81)

Passing Yardage

Most:	532, vs. Penn State, TicketCity Bowl (1/1/12)
Most Allowed:	527, by Hawai'i, Sheraton Hawai'i Bowl (12/25/03)
Fewest:	45, vs. Navy, Garden State Bowl (12/14/80)
Fewest Allowed:	(-2), by Oklahoma, Sun Bowl (12/26/81)

Plays

Most:	99, vs. Florida State, Peach Bowl (12/31/15)
Most Allowed:	92, by Washington St., Aloha Bowl (12/25/88)
Fewest:	55, vs. Syracuse, Liberty Bowl (12/27/96)
Fewest Allowed:	51, by San Diego State, Las Vegas Bowl (12/17/16)

Total Offense

Most:	655, vs. Tulane, Bluebonnet Bowl (12/29/73)
Most Allowed:	641, by Hawai'i, Sheraton Hawai'i Bowl (12/25/03)
Fewest:	254, vs. San Diego State, Las Vegas Bowl (12/17/16)
Fewest Allowed:	173, by Tulane, Bluebonnet Bowl (12/29/73)

Interceptions

Most:	4, done three times; most recently vs. Florida State, Peach Bowl (12/31/15)
Fewest:	0, vs. San Diego State, Las Vegas Bowl (12/17/16); vs. Pittsburgh, Armed Forces Bowl (2/1/15); vs. Penn State, TicketCity Bowl (1/1/12); vs. Syracuse, Liberty Bowl (12/27/96)
Most Thrown:	6, vs. Air Force, Armed Forces Bowl (12/31/09)
Fewest Thrown:	0, done six times; most recently by Pittsburgh, Armed Forces Bowl (1/2/15)

Fumbles

Most:	8, vs. Navy, Garden State Bowl (12/14/80)
Most Lost:	4, vs. Tulane, Bluebonnet Bowl (12/29/73)
Most Recovered:	3, done twice; most recently vs. Navy, Garden State Bowl (12/14/80)

Penalties

Most:	10, vs. Hawai'i, Sheraton Hawai'i Bowl (12/25/03)
Fewest:	2, done four times; most recently vs. San Diego State, Las Vegas Bowl (12/17/16)
Most Yards:	105, vs. Hawai'i, Sheraton Hawai'i Bowl (12/25/03)
Fewest Yards:	10, vs. Nebraska, Las Vegas Bowl (12/17/16)

THE **A B O U T** UNIVERSITY OF HOUSTON

\$1.2B ANNUAL BUDGET

43,777 ENROLLMENT

18 NATIONAL ACADEMY MEMBERS
(5 ADDED IN 2016)

#1 IN INTELLECTUAL PROPERTY
REVENUE AMONG PUBLIC
UNIVERSITIES WITHOUT A
MEDICAL SCHOOL

9,500+ DEGREES
AWARDED ANNUALLY


#2 MOST DIVERSE PUBLIC
UNIVERSITY IN THE NATION

266,000 ALUMNI

#6 TOP UNDERGRADUATE SCHOOL
FOR ENTREPRENEURSHIP STUDIES

#2 BEST ONLINE GRADUATE
EDUCATION PROGRAM

LAW SCHOOL RANKED IN THE **TOP
50** GRADUATE SCHOOLS (U.S.
NEWS & WORLD REPORT)



#TOWN TAKEOVER™

2017 HOUSTON FOOTBALL

											
AT-UTSA	AT-ARIZONA	RICE CELEBRATE HOUSTON	TEXAS-TECH HISPANIC HERITAGE	AT-TEMPLE	SMU FAMILY WEEKEND	AT-TULSA	MEMPHIS	ECU HOMECOMING	AT-UOF	AT-TULANE	NAVY SAM HARRISON SALUTE TO SERVICE
SEP 2	SEP 9	SEP 16	SEP 23	SEP 30	OCT 7	OCT 14	OCT 19	OCT 28	NOV 4	NOV 18	NOV 24
		StatOil	MEMORIAL HERMANN				KON	TDECU YOUR CREDIT UNION			Coca-Cola