



2017  
**MEDIA GUIDE**





# 25

# YEARS

OF THE SWAMP

STEVE SPURRIER - FLORIDA FIELD

This is...  
**THE SWAMP**

THIS IS THE SWAMP



## TABLE OF CONTENTS

### ROSTER

2-3 2017 Roster

### COACHING STAFF

4-5 Head Coach Jim McElwain  
 6-7 Randy Shannon (Defensive Coord.)  
 8 Doug Nussmeier (Offensive Coord./QB)  
 9 Corey Bell (DB)  
 10 Brad Davis (OL)  
 11 Kerry Dixon II (WR)  
 12 Greg Nord (TE/Special Teams)  
 13 Chris Rumph (Co-Coordinator/DL)  
 14 Ju'Juan Seider (RB)  
 15 Tim Skipper (LB)  
 16 Mike Kent (Strength & Conditioning)  
 17 Support Staff  
 18 All-Time Assistant Coaches

### 2017 FLORIDA GATORS

19-47 Player Bios  
 48-50 2017 Signing Class

### 2016 SEASON REVIEW

51-63 Season Stats  
 64-70 Game-by-Game Review

### CHAMPIONSHIP HISTORY

71-73 National Championships  
 74-78 SEC Championships  
 79 Ring of Honor  
 80 Heisman Trophy Winners

### HONORS

81-93 All-America Tradition  
 94-97 All-SEC Tradition  
 98-100 National Honors  
 101 Team Honors

### GATORS IN THE NFL

102-104 All-Time NFL Gators  
 104 Gators in the Pro Bowl  
 105 Gators in the Super Bowl  
 107 First Round NFL Draft Picks  
 108-115 NFL Draft History

### ALL-TIME RESULTS

116-124 Year-by-Year Scores  
 125-126 Year-by-Year Records  
 127 All-Time vs. Opponents  
 128-130 Series History vs. SEC, FSU  
 131-132 Ben Hill Griffin Stadium at Florida Field  
 133-137 Miscellaneous History  
 138-146 Bowl Game History

### RECORD BOOK

147 Bowl Records  
 148-149 Year-by-Year Stats  
 150-153 Yearly Leaders  
 154-156 Rushing  
 157-158 Passing  
 159-161 Receiving  
 161-162 Total Offense  
 163 Kicking  
 164 Returns  
 165 Punting  
 166 Scoring  
 167 Defense  
 168 National and SEC Record Holders  
 169-172 Game Superlatives  
 173-174 UF Stat Champions  
 174 Team Records  
 175-176 Season Bests  
 177-179 Miscellaneous Charts  
 180-183 Assistant Coach History

### LETTERWINNERS

184-192 All-Time Letterwinners  
 193-199 All-Time Numerical Roster

### FLORIDA ATHLETICS

200 Dr. Kent Fuchs, UF President  
 201 Scott Stricklin, Athletic Director  
 202 Overall Athletic Success  
 203 Community Involvement  
 204 Two-Sport Athletes/Walk-Ons  
 206-208 Media Information  
 209 SEC Football Schedule  
 210 Index

## 2017 SCHEDULE

### SEPTEMBER

2 vs. Michigan Arlington, Texas  
 9 NORTHERN COLORADO Gainesville, Fla.  
 16 TENNESSEE\* Gainesville, Fla.  
 23 at Kentucky\* Lexington, Ky.  
 30 VANDERBILT\* Gainesville, Fla.

### OCTOBER

7 LSU\* Gainesville, Fla.  
 14 TEXAS A&M\* Gainesville, Fla.  
 21 Bye  
 28 vs. Georgia\* Jacksonville, Fla.

### NOVEMBER

4 at Missouri\* Columbia, Mo.  
 11 at South Carolina\* Columbia, S.C.  
 18 UAB Gainesville, Fla.  
 25 FLORIDA STATE Gainesville, Fla.

### DECEMBER

2 SEC Championship Atlanta, Ga.

*\*Southeastern Conference Game*

## QUICK FACTS

**Location** Gainesville, Fla.  
**Enrollment** 54,854  
**Founded** 1853  
**Conference** Southeastern Conference  
**Colors** Orange (PMS 172) & Blue (PMS 287)  
**Nickname** Gators  
**President** Dr. Kent Fuchs  
**Athletic Director** Scott Stricklin  
**Stadium (Capacity)** Ben Hill Griffin Stadium (88,548)  
**First Year of Football** 1906  
**Overall Football Record** 708-408-40 (110 years)  
**National Championships** 3 ('96, '06, '08)  
**SEC Championships** 8 ('91, '93, '94, '95, '96, '00, '06, '08)  
**Bowl Games** 43 (22-21 record)  
**Head Coach (Seasons)** Jim McElwain  
 (6th overall, 3rd year at UF)  
**Career Record** 41-24 overall, 19-8 at UF  
**2016 Record** 9-4  
**2016 SEC Record** 6-2 (Won SEC East)

**FLORIDAGATORS.COM**



@GatorsFB  
 @CoachMcElwain  
 @FloridaGators  
 #GoGators



facebook.com/GatorsFB



@GatorsFB

### CREDITS

The official 2017 University of Florida Football Media Guide has been published by the University Athletic Association, Inc. The guide has been produced by the UAA Communications Office. It is not for public sale or recruiting and is intended for media use only.

Managing Director Will Pantages  
 Assistant Editors Steve McClain, Dustin Ciraco  
 Cover Design Kelly Streeter  
 Printing Herff Jones, Inc. (Newberry, Fla.)  
 Photography Jim Burgess, Tim Casey, Jay Metz, Jason Parkhurst, Bob Rosato, Dede Smith, UF News Bureau, NFL Public Relations Departments, NFL Office, Getty Images, USA Today Images



## 2017 FLORIDA GATORS ROSTER

			#	Name	Pos	Ht	Wt	Cl	Exp	Hometown/High School/Previous School
2	Stewart, Brad	DB		Ackerman, Brendan	LB	5-11	221	FR	HS	Ocala/Forest
3	Wilson, Marco	CB	12	Allen, Jake	QB	6-3	200	FR	HS	Fort Lauderdale/St. Thomas Aquinas
4	Powell, Brandon	WR	98	Ancrum, Luke	DL	6-5	262	RSO	1L	Sebring/Sebring
5	Henderson, CJ	CB	78	Benalcazar, Marcel (Ricardo)	OL	6-7	352	SR	SQ	Miramar/Archbishop McCarthy
6	Edwards, Brian	DB	79	Bruch, Dallas	OL	6-3	275	RFR	SQ	Clearwater/Clearwater Central Catholic
7	Dawson, Duke	DB	34	Brunson, Lacedrick	LB	6-2	220	FR	HS	Miami/Miami Jackson
8	Washington, Nick	DB	93	Bryan, Taven	DL	6-5	293	RJR	2L	Casper, Wyo./Natrona County
8	Zaire, Malik	QB	66	Buchanan, Nick	OL	6-2	301	RSO	SQ	Dunwoody, Ga./Dunwoody
9	Massey, Dre	WR	21	Burnett, McArthur	DB	5-9	174	RFR	SQ	Pahokee/Pahokee
10	Hammond, Josh	WR	81	Callaway, Antonio	WR	5-11	197	JR	2L	Miami/Booker T. Washington
11	Joseph, Vosean	LB	55	Campbell, Kyree	DL	6-3	323	FR	HS	Woodbridge, Va./Wyoming Seminary Upper School
11	Trask, Kyle	QB	94	Carter, Zachary	DE	6-4	263	FR	HS	Tampa/Hillsborough
12	Allen, Jake	QB	54	Clark, Khairi	DL	6-2	319	RJR	2L	Hollywood/Chaminade-Madonna College Prep
12	McWilliams, C.J.	DB	90	Clayton, Antonneous	DL	6-3	220	SO	1L	Vienna, Ga./Dooley County
13	Franks, Feleipe	QB	89	Cleveland, Tyrie	WR	6-2	196	SO	1L	Houston, Texas/Westfield
13	Stiner, Donovan	S	57	Conliffe, Elijah	DE	6-4	312	FR	HS	Hampton, Va./Hampton
14	Del Rio, Luke	QB	95	Davis, Keivonnis	DL	6-4	241	JR	2L	Miami/Miami Central
14	Williamson, Chris	DB	31	Davis, Malik	RB	5-11	195	FR	HS	Tampa/Jesuit
15	Pineiro, Eddy	K	20	Davis, Shawn	DB	5-11	185	FR	HS	Miami/Southridge
16	Fallace, Brian	TE	7	Dawson, Duke	DB	5-11	208	SR	3L	Cross City/Dixie County
16	Swain, Freddie	WR	14	Del Rio, Luke	QB	6-1	211	RJR	1L	Santa Rosa Beach/Valor Christian HS/Alabama/Oregon State
17	Sherit, Jordan	DL	68	Desir-Jones, Richerd	DL	6-4	292	RSO	SQ	Fort Lauderdale/St. Thomas Aquinas
17	Toney, Kadarius	ATH	48	DioGuardi, Brett	LS	6-3	242	RFR	SQ	Windermere/Windermere Prep
18	Green, Daquon	WR	6	Edwards, Brian	DB	6-2	183	FR	HS	Hollywood/Miramar
19	Townsend, Johnny	P	16	Fallace, Brian	TE	6-4	209	RJR	SQ	Satellite Beach/Palm Bay
20	Davis, Shawn	DB	41	Farr, Ryan	LS	6-0	223	JR	2L	Henderson, Nev./Coronado
21	Burnett, McArthur	DB	39	Ferguson, Ryan	TE	6-3	229	RJR	SQ	Largo/Indian Rocks
22	Perine, Lamical	RB	86	Finn, Jacob	P	6-2	198	RFR	SQ	Jacksonville/Paxon School
23	Gardner, Chauncey, Jr.	RB	72	Forsythe, Stone	OL	6-7	329	RFR	SQ	Winter Garden/West Orange
24	Thompson, Mark	RB	13	Franks, Feleipe	QB	6-6	219	RFR	SQ	Crawfordville/Wakulla
25	Scarlett, Jordan	RB		Fruhmorgen, Jake	OL	6-5	290	JR	TR	Tampa/Plant/Clemson
25	Walters, Brady	DB	88	Gamble, Kemore	TE	6-3	241	FR	HS	Miami/Miami Southridge
26	Harris, Marcell	DB	43	Garcia, Cristian	LB	6-1	231	RSR	1L	Miami/Belen Jesuit Prep
27	Lenton, Quincy	DB	23	Gardner, Chauncey, Jr.	DB	5-11	204	SO	1L	Cocoa/Cocoa
28	Johnson, Kylan	LB	36	Giles, Eddie	DB	5-9	167	RJR	SQ	Jupiter/Dwyer
29	Taylor, Jeawon	DB	38	Gigla, Anthony	DB	5-11	177	RJR	SQ	Clermont/South Lake
30	Goolsby, DeAndre	TE	69	Givens, Marcus	OL	6-0	275	RSO	SQ	St. Augustine/Nease
30	Stephens, Garrett	DB	30	Goolsby, DeAndre	TE	6-4	244	SR	3L	Derby, Kan./Derby
31	Davis, Malik	RB	46	Gornto, Harry, V	TE	6-2	203	RSO	SQ	Fort Walton Beach/Choctawhatchee
32	Lemons, Adarius	RB	97	Gould, Jon	P	6-0	181	RSO	SQ	Elkridge, Md./Howard
33	Hopkins, Tyriek	RB	18	Green, Daquon	WR	6-1	187	FR	HS	Tampa/Tampa Bay Tech
33	Reese, David, II	LB	10	Hammond, Josh	WR	6-1	186	SO	1L	Hallandale/Hallandale
34	Brunson, Lacedrick	LB	53	Harkless, Kavaris	OL	6-5	310	RJR	1L	Jacksonville/Trinity Christian Academy
35	Putu, Joseph	DB	26	Harris, Marcell	DB	6-1	211	RSR	3L	Orlando/Dr. Phillips
36	Giles, Eddie	DB	61	Heggie, Brett	OL	6-3	317	RFR	SQ	Mount Dora/Mount Dora
38	Gigla, Anthony	DB	5	Henderson, CJ	CB	6-1	182	FR	HS	Miami/Columbus
38	Oelrich, Nick	DB	33	Hopkins, Tyriek	RB	5-8	177	RSO	SQ	St. Petersburg/Lakewood
39	Ferguson, Ryan	TE	41	Houston, James, IV	LB	6-1	233	FR	HS	Fort Lauderdale/American Heritage
39	Mesenger, Jacob	WR	73	Ivey, Martez	OL	6-5	305	JR	2L	Apopka/Apopka
40	Smith, Nick	LB	87	Jackson, Kalif	WR	6-4	217	RSO	SQ	Neptune Beach/Fletcher
41	Farr, Ryan	LS	44	Jackson, Rayshad	LB	6-0	226	RSO	1L	Miami/Miami Norland
41	Houston, James, IV	LB	43	Jarriel, Glenn	WR	5-8	173	RSO	SQ	Okeechobee/Glades Day
42	Smith, Jordan	DL	96	Jefferson, Cece	DL	6-1	261	JR	2L	Glen St. Mary/Baker County
42	Sproles, Nick	QB	74	Johnson, Fred	OL	6-6	311	JR	2L	West Palm Beach/Royal Palm Beach
43	Garcia, Cristian	LB	28	Johnson, Kylan	LB	6-1	231	RSO	1L	Dallas, Texas/Skyline
43	Jarriel, Glenn	WR	64	Jordan, Tyler	OL	6-4	309	JR	2L	Jacksonville/Bishop Kenny
44	Jackson, Rayshad	LB	11	Joseph, Vosean	LB	6-1	226	SO	1L	Miami/Norland
44	Nordman, Tucker	WR	79	Justino, Daniel	K	5-8	160	RFR	SQ	Green Cove Springs/Middleburg
45	Nordman, Charles	WR	58	Lawrence, Jahim	LB	5-11	223	RSO	SQ	Hollywood/Miami Norland
45	Raymond, R.J.	LB	32	Lemons, Adarius	RB	6-0	200	FR	HS	Clearwater/Clearwater
46	Gornto, Harry, V	TE	27	Lenton, Quincy	DB	5-11	202	RFR	SQ	Meridian, Miss./Meridian
46	Thomas, Will	LB	80	Lewis, C'ontai	TE	6-4	231	RJR	2L	Eutaw, AL/Northridge
48	DioGuardi, Brett	LS	9	Massey, Dre	WR	5-9	180	RJR	SQ	Greenville, S.C./Mauldin/Holmes CC
48	Merisier, Edwitch	DB	59	McCoy, T.J.	OL	6-1	308	RSO	1L	Clermont/South Lake/N.C. State
49	Tilghman, Jacob	LS	12	McWilliams, C.J.	DB	5-11	171	RFR	SQ	Miami/Southwest
49	Town, Cameron	DB	48	Merisier, Edwitch	DB	5-9	171	RFR	SQ	Lehigh Acres/Fort Myers HS
50	Moon, Jeremiah	LB	39	Mesenger, Jacob	WR	5-9	171	RJR	SQ	Sunrise/Piper



##	Name	Pos	Ht	Wt	Cl	Exp	Hometown/High School/Previous School
77	Mike, Andrew	OL	6-6	301	RJR	2L	Tucson, AZ/Sabino
51	Miller, Ventrell	LB	5-11	222	FR	HS	Lakeland/Kathleen
50	Moon, Jeremiah	LB	6-4	218	RFR	SQ	Hoover, Ala./Hoover
75	Moore, TJ	OL	6-6	290	FR	HS	Charlotte, N.C./Mallard Creek
45	Nordman, Charles	WR	6-1	180	RSO	SQ	Deland/Deland
44	Nordman, Tucker	WR	6-1	192	RSO	SQ	Deland/Deland
38	Oelrich, Nick	DB	6-2	187	RFR	SQ	Newberry/Newberry
22	Perine, Lamical	RB	5-11	221	SO	1L	Theodore, Ala./Theodore
	Perry, Austin	DB	5-9	169	FR	HS	Orlando/Jones
15	Pineiro, Eddy	K	6-0	173	RJR	1L	Miami/Sunset/ASA CC
99	Polite, Jachai	DL	6-2	271	SO	1L	Daytona Beach/Mainland
4	Powell, Brandon	WR	5-9	184	SR	3L	Deerfield Beach/Deerfield Beach
98	Powell, Jorge	K	5-10	177	RJR	1L	Coral Gables/Belen Jesuit Prep
35	Putu, Joseph	DB	6-2	195	SR	1L	Providence, R.I./Mount Pleasant/NDSCS
45	Raymond, R.J.	LB	6-2	248	RJR	1L	Atlantic Beach/Fletcher
33	Reese, David, II	LB	6-0	244	SO	1L	Farmington, Mich./Farmington
51	Riles, Antonio, Jr.	OL	6-4	313	RJR	2L	Lawrenceville, Ga./Archer
85	Robinson, James	WR	6-4	205	FR	HS	Lakeland/Lakeland
70	Rowell, Tanner	OL	6-2	275	RFR	SQ	Melbourne/Melbourne
	Ruskel, Jack	QB	6-2	195	FR	HS	Libertyville, Ill./Libertyville
25	Scarlett, Jordan	RB	5-10	213	JR	2L	Fort Lauderdale/St. Thomas Aquinas
17	Sherit, Jordan	DL	6-4	254	RSR	3L	Tampa/Hillsborough
56	Slaton, Tedarrell	OL	6-4	349	FR	HS	Fort Lauderdale/American Heritage
42	Smith, Jordan	DL	6-5	240	RFR	SQ	Lithonia, Ga./Lithonia
40	Smith, Nick	LB	6-1	213	FR	HS	Orlando/Dr. Phillips
42	Sproles, Nick	QB	6-2	203	RFR	SQ	Winter Park/Winter Park
30	Stephens, Garrett	DB	5-9	188	RSR	2L	Louisville, Ky./Saint Xavier
82	Stephens, Moral	TE	6-3	249	RJR	2L	Perry/Taylor County
2	Stewart, Brad	DB	6-0	191	FR	HS	New Orleans, La./McDonogh
13	Stiner, Donovan	S	6-1	194	FR	HS	Bellaire, Texas/Bellaire
16	Swain, Freddie	WR	6-0	186	SO	1L	Ocala/North Marion
65	Taylor, Jawaan	OL	6-5	340	SO	1L	Cocoa/Cocoa
29	Taylor, Jeawon	DB	6-0	187	SO	1L	Montgomery, Ala./Park Crossing
76	Telfort, Kadeem	OL	6-6	318	FR	HS	Miami, Fla./Booker T. Washington
46	Thomas, Will	LB	5-9	233	RFR	SQ	Dunnellon/Dunnellon
24	Thompson, Mark	RB	6-2	237	RSR	1L	La Mott, Pa./Cheltenham/Dodge City CC
49	Tilghman, Jacob	LS	6-1	208	RSO	SQ	Daytona Beach/Mainland
17	Toney, Kadarius	ATH	5-11	180	FR	HS	Eight Mile, Ala./Blount
49	Town, Cameron	DB	5-11	183	RSR	SQ	Clearwater/Dunedin
19	Townsend, Johnny	P	6-1	211	RSR	3L	Orlando/Boone
88	Townsend, Tommy	P	6-1	195	RSO	SQ	Orlando/Boone/Tennessee
11	Trask, Kyle	QB	6-4	238	RFR	SQ	Manvel, Texas/Manvel
	Underwood, Houston	OL	6-3	265	JR	TR	Coral Springs/Westminster Academy/Valparaiso
71	Villano, Nick	OL	6-2	301	RSO	SQ	Wellington/American Heritage
25	Walters, Brady	DB	5-11	176	RJR	SQ	Clermont/South Lake
8	Washington, Nick	DB	6-0	197	RSR	3L	Jacksonville/Trinity Christian Academy
59	Weldon, Danny	LB	6-1	223	RSO	SQ	Tampa/Tampa Catholic
83	Wells, Rick	WR	6-0	206	RFR	SQ	Jacksonville/Raines
14	Williamson, Chris	DB	5-11	191	JR	2L	Gainesville, Ga./Gainesville
3	Wilson, Marco	CB	5-11	177	FR	HS	Fort Lauderdale/American Heritage
8	Zaire, Malik	QB	6-0	225	GR	TR	Kettering, Ohio/Archbishop Alter/Notre Dame
92	Zuniga, Jabari	DL	6-3	245	RSO	1L	Marietta, Ga./Sprayberry

51	Miller, Ventrell	LB
51	Riles, Antonio, Jr.	OL
53	Harkless, Kavaris	OL
54	Clark, Khairi	DL
55	Campbell, Kyree	DL
56	Slaton, Tedarrell	OL
57	Conliffe, Elijah	DE
58	Lawrence, Jahim	LB
59	McCoy, T.J.	OL
59	Weldon, Danny	LB
61	Heggie, Brett	OL
64	Jordan, Tyler	OL
65	Taylor, Jawaan	OL
66	Buchanan, Nick	OL
68	Desir-Jones, Richerd	DL
69	Givens, Marcus	OL
70	Rowell, Tanner	OL
71	Villano, Nick	OL
72	Forsythe, Stone	OL
73	Ivey, Martez	OL
74	Johnson, Fred	OL
75	Moore, TJ	OL
76	Telfort, Kadeem	OL
77	Mike, Andrew	OL
78	Benalcazar, Marcel	OL
79	Bruch, Dallas	OL
79	Justino, Daniel	K
80	Lewis, C'yontai	TE
81	Callaway, Antonio	WR
82	Stephens, Moral	TE
83	Wells, Rick	WR
85	Robinson, James	WR
86	Finn, Jacob	P
87	Jackson, Kalif	WR
88	Gamble, Kemore	TE
88	Townsend, Tommy	P
89	Cleveland, Tyrie	WR
90	Clayton, Antonneous	DL
92	Zuniga, Jabari	DL
93	Bryan, Taven	DL
94	Carter, Zachary	DE
95	Davis, Keivonnis	DL
96	Jefferson, Cece	DL
97	Gould, Jon	P
98	Ancrum, Luke	DL
98	Powell, Jorge	K
99	Polite, Jachai	DL
	Ackerman, Brendan	LB
	Fruhmorgen, Jake	OL
	Perry, Austin	DB
	Ruskel, Jack	QB
	Underwood, Houston	OL

### PRONUNCIATION GUIDE

Luke <b>Ancrum</b>	AN-crumb
<b>Lacedrick</b> Brunson	la-SED-drick
<b>Khairi</b> Clark	kerry
Elijah <b>Conliffe</b>	Con-lif
<b>Keivonnis</b> Davis	key-VON-es
<b>Richerd Desir-Jones</b>	rih-SHARD dez-EAR-jones
<b>Kemore</b> Gamble	KEY-MAR-ee
Brett <b>Heggie</b>	heg-ee
<b>Vosean</b> Joseph	voh-SHAWN
<b>Jahim</b> Lawrence	JA-heeem
<b>C'yontai</b> Lewis	see-ON-tay
<b>Lamical</b> Perine	la-MICHAEL PEE-ryne
<b>Jachai</b> Polite	juh-KYE
Eddy <b>Pinerio</b>	pin-YAY-DOH
<b>Moral</b> Stephens	more-el
<b>Jabari</b> Zuniga	ja-BAR-ee zoo-KNEE-guh

### 2017 COACHING STAFF

Jim McElwain	Head Coach
Doug Nussmeier	Offensive Coordinator/Quarterbacks
Randy Shannon	Defensive Coordinator
Corey Bell	Defensive Backs
Brad Davis	Offensive Line
Kerry Dixon II	Wide Receivers
Greg Nord	Special Teams Coordinator/Tight Ends
Chris Rumph	Co-Defensive Coordinator/Defensive Line
Ju'Juan Seider	Running Backs
Tim Skipper	Linebackers





# JIM McELWAIN

HEAD COACH

Jim McElwain was announced as the 25th head coach of the Florida football program on December 4, 2014. Since that Thursday afternoon, McElwain has guided the Gators to the second-most wins in the Southeastern Conference (19) and back-to-back SEC Eastern Division titles.

In addition, McElwain's 13 conference wins ranks second in the conference since the start of 2015. Overall, the Gators are 19-8 under McElwain, which ties Steve Spurrier for the second-most victories by a UF head coach through his first two seasons. Also, with his back-to-back SEC East titles McElwain became the first coach in league history to reach the SEC Championship in his first two seasons as a head coach.

Only McElwain, former LSU coach Les Miles (2005) and Auburn's Gus Malzhan (2013) reached the title game in their first season.

During his first season in 2015, McElwain led the Gators to a 10-4 overall record, making him the first coach in Florida football history to win 10 games in his inaugural campaign. In addition, McElwain became the 10th coach in SEC history to win 10 games in his first season as head coach, and one of only six to do it after inheriting a team that won less than nine games the year prior to his arrival.

During the regular season, Florida improved from a 6-5 mark in 2014 to a 10-2 regular season in 2015. The four-game turnaround tied the third-largest one-year leap, in terms of wins, for the program in 32 years (0-10-1 in 1979, 7-4 regular season in 1980 and 6-6 in 2011, 11-1 regular season in 2012).

With all the success came an excitement level around

The Swamp that brought Gator Nation out in droves. In 2015, UF led the state with an average attendance of 90,065 for its seven home games – up almost 5,000 fans per game from the previous season.

All of that culminated in him being voted the 2015 SEC Coach of the Year by his peers and the media, becoming the only coach in school history to garner both awards in his debut season at UF.

McElwain backed up those accolades in 2016.

The Gators finished the season 9-4 and were the SEC Eastern Division champions with a 6-2 league mark.

With its win late in the season at LSU, Florida clinched its second-straight SEC East title, securing its conference-record 12th appearance in the SEC Championship Game. That win in Tiger Stadium marked Florida's first road win over an SEC Western Division opponent since 2012 (Texas A&M) and its first win in Baton Rouge since 2009.

In addition, Florida defended its home turf in 2016, as the Gators were one of two schools in the conference to notch a perfect record at home (5-0).

Two trends have been constant since McElwain's arrival on campus; great defense and freshman producing on both sides of the ball.

First off, defense.

Overall, since 2015 Florida has boasted a top-10 defense nationally.

During McElwain's first season in 2015, the Gators ranked eighth nationally (third in the SEC) in total defense, allowing just 310.2 yards per game. Florida was the only team in the country to hold four FBS opponents

to a third-down conversion rate of less than 17 percent. Additionally, the Gators were one of three teams to hold two FBS opponents under 10 percent in that category.

After losing five starters to the NFL, including two first-round picks, the Gators were even better on defense in 2016. UF ranked fifth nationally (second in the SEC) in total defense, allowing just 293.0 yards per game. Also, the Gators had the top pass defense in the conference and the second best in the country, allowing opponents to tally just 148.5 ypg through the air.

In addition, UF led the country in team passing efficiency defense (92.87) and ranked sixth in scoring defense (16.8). Florida also had four interceptions returned for touchdowns in 2016, which was its most since returning four in 2010.

Secondly, freshmen production.

In 27 total games under head coach Jim McElwain, true freshmen have accomplished the following . . .

- 231 total games played
- 59 starts on offense/defense
- 17 total touchdowns
- 172 rushes for 778 yards
- 87 receptions for 1,522 yards
- 150 tackles, 15.5 tackles-for-loss, 5.5 sacks

In the 2017 Outback Bowl, rookie Chauncey Gardner joined two-way standout Dave Hudson (1958 Gator Bowl), Tony Lilly (1983 Gator) and Ahmad Black (2011 Outback) as the only UF defensive backs to be named a bowl MVP. He also became the second true freshman in program history to win a Bowl MVP Award, joining Emmitt Smith (1987).

During that game against Iowa, Gardner had a pair of interceptions (one returned for a touchdown) and two tackles. Gardner recorded the first multi-interception game by a freshman since Nov. 13, 2004 when Kyle Jackson had two INTs against South Carolina.

Offensively, Florida has had three true freshman wide receivers record 100-yard receiving games in program history. Two of those three were in the last two seasons. Antonio Callaway achieved this mark in 2015, while Tyrie Cleveland followed his lead in 2016.

Keeping with the offense, running back Jordan Scarlett had a streak of six consecutive games with a rushing touchdown (UK-UGA) in 2016, which tied Kelvin Taylor (2015) and Tim Tebow (2009) for the longest streak by a Gator since Percy Harvin did it in the final seven games of the 2008 season.

Complementing the ground game, McElwain ushered in a passing attack in 2015 that became only the fifth Gator squad since 1996 to throw at least 20 touchdown passes and fewer than 11 interceptions. In addition, UF's 405 attempts in 2015 were the most by any of the other Gator teams (2005, 2007, 2008, 2009) that accomplished that feat.

Awards wise, UF had 13 student-athletes earn post-season honors in 2015 from various media outlets. Vernon Hargreaves III was named a Consensus First Team All-American after being selected to all five teams. In 2016, Jarrad Davis, Teez Tabor and Johnny Townsend all garnered All-America accolades from various outlets. Meanwhile, offensive lineman Jawaan Taylor and linebacker David Reese were selected to the FWAA and Pro Football Focus and Freshman All-America team.

Off the field, 22 student-athletes from his 2015 team and 27 from his 2016 squad were named to the SEC Academic Honor Roll. In addition, 48 student-athletes totaled 187 hours of community service during the 2016-17 academic year.

McElwain accepted the head coaching job at Florida after being named the 2014 Mountain West Coach of the Year and the AFCA Region 5 Coach of the Year following his third season at Colorado State.

McElwain took over a struggling CSU program in 2012 and turned it around in just three seasons. The Rams had not had back-to-back winning seasons since 2002-03 and had won just three games each of the three years prior to McElwain's arrival. After going 4-8 in his first season in Fort Collins, CSU won eight games in 2013, its most wins in 12 seasons, including a victory in the New Mexico Bowl over Washington State.

McElwain, a 30-year coaching veteran, spent the 2008-11 seasons as offensive coordinator at Alabama, where he played a key role in leading the Crimson Tide to two BCS National Championships (2009 and '11).

In four seasons at Alabama, McElwain played a key role in the Tide compiling an overall record of 48-6, serving as the offensive coordinator and quarterbacks coach. His offense led the nation by committing only 57 turnovers in that period and sent two players to the Heisman Trophy ceremony in New York: 2009 winner Mark Ingram and 2011 finalist Trent Richardson. In 2011, Alabama led the SEC in rushing at 214.5 yards per game (16th nationally), ranked second in total offense at 429.6 total yards per contest (31st nationally) and third in scoring at 34.8 points per game (20th nationally). McElwain also had

recruiting responsibilities in the state of Florida while coaching at Alabama.

McElwain spent the 2006 season in the NFL as quarterbacks coach for the Oakland Raiders and served as the offensive coordinator and quarterbacks coach at Fresno State in 2007. He made an immediate impact, helping lead the Bulldogs to a 9-4 record, including a 40-28 triumph over Georgia Tech in the Humanitarian Bowl.

In his lone season directing the offense at Fresno State, he improved the Bulldogs' offensive output from 338.2 total yards per game the year before his arrival to 419.5 (No. 38 in the nation), and from 23.0 points per contest to 32.9 (No. 32).

McElwain served as the assistant head coach, receivers coach and special teams coach at Michigan State from 2003-05.

Prior to his stint at Michigan State, McElwain spent three seasons (2000-02) at Louisville as the receivers coach and special teams coach as the Cardinals earned bowl bids in each of those three seasons.

From 1995-99, McElwain was the offensive coordinator, quarterbacks and receivers coach at Montana State.

McElwain was at EWU from 1985-94 in a variety of capacities, starting as a graduate assistant and working his way up to quarterbacks and receivers coach.

An all-state quarterback at Missoula (Montana) Sentinel High School, McElwain played quarterback at Eastern Washington from 1980-83 and earned his degree in Education from EWU in 1984.

He and his wife, Karen, have three children, JoHanna, Elizabeth and Jerret.

## THE McELWAIN FILE

Birthdate:	March 1, 1962 (age 54)
Hometown:	Missoula, Montana
Education:	Eastern Washington, 1984
Family:	He and his wife, Karen, have three children: JoHanna, Elizabeth and Jerret
Playing Career:	An all-state quarterback at Missoula (Montana) Sentinel High School, McElwain played quarterback at Eastern Washington from 1980-83 and earned his degree in Education from EWU in 1984.

## JIM McELWAIN COACHING HISTORY

Seasons	School/Team	Title/Position Coached
2015-Pres.	Florida	Head Coach
2012-14	Colorado State	Head Coach
2008-11	Alabama	Offensive Coordinator/Quarterbacks
2007	Fresno State	Offensive Coordinator/Quarterbacks
2006	Oakland Raiders	Quarterbacks
2003-05	Michigan State	Asst. Head Coach/Wide Receivers/Special Teams
2000-02	Louisville	Wide Receivers/Special Teams
1995-99	Montana State	Offensive Coordinator/Wide Receivers/Special Teams
1987-94	Eastern Washington	Quarterbacks/Wide Receivers
1985-86	Eastern Washington	Graduate Assistant

## RECORD AS A HEAD COACH

Year	School	Record	Conference Record	Conference Finish
2012	Colorado State	4-8	3-5	7th Overall
2013	Colorado State	8-6	5-3	3rd in Division
2014	Colorado State	10-2	6-2	2nd in Division
2015	Florida	10-4	7-1	1st in Division
2016	Florida	9-4	6-2	1st in Division
<b>Overall</b>		<b>41-24</b>	<b>27-13</b>	

## POSTSEASON HISTORY

Season	Appearance/Game	Opponent	Result
1985	Division I-AA first round	Idaho	W 42-38
1985	Division I-AA quarterfinals	Northern Iowa	L 17-14
1992	Division I-AA first round	Northern Iowa	L 17-14
2000	Liberty Bowl	Colorado State	L 22-17
2001	Liberty Bowl	Brigham Young	W 28-10
2002	GMAC Bowl	Marshall	L 38-15
2003	Alamo Bowl	Nebraska	L 17-3
2007	Humanitarian Bowl	Georgia Tech	W 40-28
2008	Sugar Bowl	Utah	L 31-17
2009	BCS National Championship (Pasadena)	Texas	W 37-21
2010	Capital One Bowl	Michigan State	W 49-7
2011	BCS National Championship (New Orleans)	LSU	W 21-0
2013	Gildan New Mexico Bowl	Washington State	W 48-45
2015	Buffalo Wild Wings Citrus Bowl	Michigan	L 41-7
2016	Outback Bowl	Iowa	W 30-3



# RANDY SHANNON

## DEFENSIVE COORDINATOR

### COACHING EXPERIENCE

2017-Pres.	Florida	Defensive Coordinator
2015-16	Florida	Associate Head Coach/ Co-Coordinator/Linebackers
2013-14	Arkansas	Senior Associate Head Coach/ Linebackers
2012	TCU	Linebackers
2007-10	Miami	Head Coach
2001-06	Miami	Defensive Coordinator
2000	Miami Dolphins	Linebackers
1998-99	Miami Dolphins	Defensive Assistant
1993-97	Miami	Linebackers
1992	Miami	Defensive Line
1991	Miami	Graduate Assistant

### COACHING ACCOMPLISHMENTS

- Has 25 years of coaching experience, serving as the head coach for University of Miami from 2007-10 and has won three national championships as a player and coach.
- Shannon helped oversee a defense in 2016 that ranked fifth nationally (second in the SEC) in total defense, allowing just 293.0 yards per game. In addition, UF had the top pass defense in the conference and the second-best in the country, allowing opponents to tally just 148.5 ypg. through the air.
- In addition, UF led the country in team passing efficiency defense (92.87) and ranked sixth in scoring defense (16.8).
- Florida had four interceptions returned for touchdowns in 2016, which is the most since returning four in 2010.
- Shannon tutored linebacker Jarrad Davis who totaled 60 tackles, 6.0 tackles-for-loss and had two sacks in just nine games.
- Awards wise, Davis was named Sporting News and CBS Sports Second Team All-America. He also garnered Second Team All-SEC honors by the league's Coaches, Athlon Sports and Gridiron Now. In addition, Davis was selected as one of five Finalists for the Lott IMPACT Trophy, Pop Warner CFB Award and the Butkus Award.
- Rookie linebacker David Reese played in 12 games during the 2016 season and totaled 49 tackles and two tackles-for-loss.
- In his first-career start against South Carolina, Reese tallied a game-high 11 tackles. One week later at LSU, Reese was named SEC Defensive Player of the Week after he posted a career-high 12 tackles and a 0.5 tackle-for-loss in Florida's SEC Eastern Division-clinching win in Tiger Stadium.
- Awards wise, Reese garnered Freshman All-America honors by Pro Football Focus and the FWAA. Meanwhile, he was named Freshman All-SEC by Gridiron Now.
- Under Shannon's direction in 2015, and for first time since 2002, three separate Gators finished the season with 95-plus tackles: Antonio Morrison (103), Jarrad Davis (98) and Keanu Neal (96).
- Also in 2015, Florida's rush defense (128.07 ypg.) ranked 25th in the FBS and fifth in the SEC. Opponents averaged 3.53 yards per carry against UF's rush defense, a figure that ranked tied for 17th among FBS teams and fourth in the SEC.
- The Gators held two opponents last season (E. Carolina, S. Carolina) under 25 rushing yards, a feat last accomplished by the 2006 Gators, who held three teams to less than 25 rushing yards. Overall, Florida held five opponents under 75 rushing yards last year and three of those performances came in SEC play, which ranks second only to the 1997 Gators for the most times that's been done in a season since 1996.
- In 2014, he led a linebacker unit that helped Arkansas rank 12th in the country and second in the SEC in rushing defense (114.62) and featured first-team All-SEC selection Martrell Spaight, who led the SEC with 123 tackles (10.3 per game).

- In his first season at Arkansas (2013), Shannon inherited the Razorbacks' youngest position group and had five different linebackers make their first career start. Junior Braylon Mitchel and senior Jarrett Lake led the group and tied for second on the team with 77 tackles.
- He spent a year at TCU (2012) as the linebacker's coach where he mentored first-team All-Big 12 selection Kenny Cain and honorable mention pick Joel Hasley on the Big 12's best defensive unit.
- From 2007-10, he was the head coach of the University of Miami, compiling a 28-22 record.
- In 2010, Miami earned a 7-5 record, including a 5-3 mark in the ACC, and a berth in the Sun Bowl.
- In 2009, Shannon guided his team to the program's best mark since the 2005 campaign, finishing 9-4 overall and 5-3 in ACC play. Four Hurricanes earned first-team All-ACC honors, and Miami was one of only nine teams to rank in the top 35 in both total offense and total defense.
- During the 2009 season, Miami knocked off three teams ranked in the Top 25 in its first four games, had nine players earn All-ACC postseason honors and saw its offense put up 5,199 yards, the most since 2002.
- Miami finished 7-6 in 2008, Shannon's second season as head coach, and earned an appearance in the Emerald Bowl. That squad featured freshman linebacker Sean Spence, the ACC Defensive Rookie of the Year, and kicker Matt Bosher, a semifinalist for the Lou Groza Award, given to the nation's best kicker.
- Shannon's 2008 team also ranked No. 7 nationally in pass defense, 25th in tackles-for-loss and 28th overall in total defense, yielding 317.56 yards per game.
- During his time at Miami, Shannon consistently brought in some of the nation's best recruiting classes. Miami's 2008 signing class ranked as the top class in the country by ESPN.com. The 2009 signing class ranked in the top 10 nationally, as Miami signed six players ranked in the ESPN.com Top 150.
- Before becoming head coach at Miami, he was the school's defensive coordinator for six seasons (2001-06) and coached top-10 defenses in five of those six seasons.
- While the defensive coordinator, Shannon became the first UM coach to be named the winner of the Frank Broyles Award, presented annually to the nation's top assistant coach. Additionally, 25 defensive players were taken in the NFL Drafts from 2002-07, including 12 first-round picks.
- Despite a 7-6 record in 2006, the Hurricanes' defense ranked seventh in the country in total defense, allowing just 255.5 yards per game, fourth in rushing defense with a school record 67.9 yards allowed per game and 13th in scoring defense at 15.5 points allowed per game.
- His 2005 defense finished No. 1 nationally in pass defense with a mark of 152.17 yards per game allowed and pass efficiency

defense at 89.48. Miami also ranked fourth in total defense and scoring defense that year.

- Shannon directed another top-10 defense in 2004, as the Canes ranked ninth in the country in pass defense.
- From 2002 to 2003, Miami had arguably the best secondary in the country, as it led the nation in fewest passing yards allowed both years.
- In 2001, Miami won the national championship and Shannon directed a defense that forced a school record 27 interceptions and 45 turnovers. That defense ranked as the nation's top scoring defense, allowing just 9.4 points per game. The 2001 Hurricanes gave up just 12 touchdowns and added seven touchdowns of their own.
- From 1998-99, he was a defensive assistant for the Miami Dolphins before earning the job of linebackers coach in 2000.
- He served as a Miami graduate assistant (1991), defensive line coach (1992) and a linebackers coach (1993-97). Shannon coached Ray Lewis, a 13-time Pro Bowl selection, two-time NFL Defensive Player of the Year and first-round pick by the Baltimore Ravens.

### PROMINENT PLAYERS COACHED

#### FLORIDA

**LB ALEX ANZALONE** - Started Florida's first eight games before suffering a broken forearm at Arkansas that would end his season... Ranked third on the team with 53 tackles... Led the Gators in tackles against Kentucky (6), Tennessee (12) and Missouri (8)... Tallied three sacks, six quarterback hurries, two pass breakups and one fumble recovery... Named to SEC Academic Honor Roll... Drafted in the 3rd round to the New Orleans Saints

**LB JARRAD DAVIS** - Played in 44 games in his Florida career... Finished second on the team in 2016 with 60 tackles despite missing four games due to injury... Earned Sporting News and CBS Sports Second Team All-America & Second Team All-SEC honors... A 2016 Butkus Award Finalist... Drafted in the 1st round to the Detroit Lions

**LB ANTONIO MORRISON**: Morrison's 294 career tackles are the second-most by a Gator since 2005, only ranking behind Brandon Spikes (2006-09), who finished his career with 307 tackles. The Chicago product was drafted in the fourth round of the NFL Draft by the Indianapolis Colts.

#### ARKANSAS

**LB MARTRELL SPAIGHT**: 2014 First Team All-SEC and conference's leading tackler in just his second season as a Razorback.

#### TCU

**LB KENNY CAIN**: A First-Team All-Big 12 selection in 2012 as a senior and led TCU in tackles for two-straight seasons. Sec-

ond-Team All-Mountain West pick as a junior.

## MIAMI

**DB ANTREL ROLLE:** A 2004 All-American and No. 8 overall pick in the 2004 NFL Draft by the Arizona Cardinals. Selected to three Pro Bowls and two All-Pro teams. A 2011 Super Bowl champion with the New York Giants

**LB JONATHAN VILMA:** 2001-03 First Team All-BIG EAST selection. Drafted in the first round by the Jets in the 2004 NFL Draft. Won the 2004 NFL Defensive Rookie of the Year award and was a three-time Pro Bowl selection and 2009 Super Bowl champion.

**LB D.J. WILLIAMS:** Two-time All-BIG EAST selection and the No. 17 overall pick in the 2004 NFL Draft. Pro Bowl Selection in 2006 and 2007 and an All-Pro in 2007.

**DL VINCE WILFORK:** 2003 All-BIG EAST selection and first round draft pick by the New England Patriots in 2004. Named to five Pro Bowls and five All-Pro teams.

**DB SEAN TAYLOR:** 2003 BIG EAST Conference Defensive Player of the Year and First Team All-American. Drafted No. 5 overall by the Washington Redskins in the 2004 NFL Draft. Pro Bowl Selection in 2006 and 2007 and an All-Pro in 2007.

**DB ED REED:** 2000 and 2001 All-American holds numerous Miami records, including career interceptions (21). Drafted in the first round of the 2002 NFL Draft by the Baltimore Ravens. A nine-time Pro Bowler and eight-time All-Pro. Holds NFL record for most career interception return yards (1,590).

**LB RAY LEWIS:** A two-time First Team All-American and BIG EAST selection. Drafted in the first round of the 1996 NFL Draft by the Baltimore Ravens, winning two Super Bowls with the Ravens. Selected to 13 Pro Bowls and 10 All-Pro teams. 2000 and 2003 NFL Defensive Player of the Year.

**DL WARREN SAPP:** First Team All-BIG EAST selection in 1993 and 1994 and First Team All-American in 1993. Won the Bronko Nagurski Trophy in 1994, given annually to the nation's best defensive player. Was a first-round selection by Tampa Bay in 1995 and went on to be the 1999 NFL Defensive Player of the Year, a seven-time Pro Bowl selection and a four-time All-Pro selection. Inducted into the Pro Football Hall of Fame in 2013.

**DL DWAYNE "THE ROCK" JOHNSON:** Played on 1991 national championship team and later became famous for his time as a professional wrestler and actor.

## NFL PLAYERS (round drafted)

DE Darren Krein (5th) / Miami '94 / San Diego Chargers  
 DT Warren Sapp (1st) / Miami '95 / Tampa Bay Buccaneers  
 DT Pat Riley (2nd) / Miami '95 / Chicago Bears  
 LB Ray Lewis (1st) / Miami '96 / Baltimore Ravens  
 LB Twan Russell (5th) / Miami '97 / Washington Redskins  
 CB Phillip Buchanon (1st) / Miami '02 / Oakland Raiders  
 S Ed Reed (1st) / Miami '02 / Baltimore Ravens  
 CB Mike Rumph (1st) / Miami '02 / San Francisco 49ers

DB James Lewis (6th) / Miami '02 / Indianapolis Colts  
 DE James McDougle (1st) / Miami '03 / Philadelphia Eagles  
 DT William Joseph (1st) / Miami '03 / New York Giants  
 DE Andrew Williams (3rd) / Miami '03 / San Francisco 49ers  
 DE Jamaal Green (4th) / Miami '03 / Philadelphia Eagles  
 DE Matt Walters (5th) / Miami '03 / New York Jets  
 S Sean Taylor (1st) / Miami '04 / Washington Redskins  
 LB Jonathan Vilma (1st) / Miami '04 / New York Jets  
 LB D.J. Williams (1st) / Miami '04 / Denver Broncos  
 DT Vince Wilfork (1st) / Miami '04 / New England Patriots  
 LB Darrell McClover (7th) / Miami '04 / New York Jets  
 LB Alfonso Marshall (7th) / Miami '04 / Chicago Bears  
 CB Antrel Rolle (1st) / Miami '05 / Arizona Cardinals  
 CB Kelly Jennings (1st) / Miami '06 / Seattle Seahawks  
 LB Rocky McIntosh (2nd) / Miami '06 / Washington Redskins  
 CB Devin Hester (2nd) / Miami '06 / Chicago Bears  
 LB Leon Williams (4th) / Miami '06 / Cleveland Browns  
 DT Orien Harris (4th) / Miami '06 / Pittsburgh Steelers  
 CB Marcus Maxey (5th) / Miami '06 / Kansas City Chiefs  
 S Brandon Meriweather (1st) / Miami '07 / New England Patriots  
 LB Jon Beason (1st) / Miami '07 / Carolina Panthers  
 DE Baraka Atkins (4th) / Miami '07 / Seattle Seahawks  
 DT Kareem Brown (4th) / Miami '07 / New England Patriots  
 S Kenny Phillips (1st) / Miami '08 / New York Giants  
 DE Calais Campbell (2nd) / Miami '08 / Arizona Cardinals  
 LB Tavares Gooden (3rd) / Miami '08 / Baltimore Ravens  
 LB Spencer Adkins (6th) / Miami '09 / Atlanta Falcons  
 TE Jimmy Graham (3rd) / Miami '10 / New Orleans Saints  
 LB Darryl Sharpton (4th) / Miami '10 / Houston Texans  
 OL Jason Fox (4th) / Miami '10 / Detroit Lions  
 TE Dedrick Epps (7th) / Miami '10 / San Diego Chargers  
 OL Orlando Franklin (2nd) / Miami '11 / Denver Broncos  
 CB Brandon Harris (2nd) / Miami '11 / Houston Texans  
 WR Leonard Hankerson (3rd) / Miami '11 / Washington Redskins  
 CB DeMarcus Van Dyke (3rd) / Miami '11 / Oakland Raiders  
 DE Allen Bailey (3rd) / Miami '11 / Kansas City Chiefs  
 LB Colin McCarthy (4th) / Miami '11 / Tennessee Titans  
 TE Richard Gordon (6th) / Miami '11 / Oakland Raiders  
 P Matt Boshier (6th) / Miami '11 / Atlanta Falcons  
 DE Oliver Vernon (3rd) / Miami '12 / Miami Dolphins  
 LB Sean Spence (3rd) / Miami '12 / Pittsburgh Steelers  
 RB Lamar Miller (4th) / Miami '12 / Miami Dolphins  
 WR Travis Benjamin (4th) / Miami '12 / Cleveland Browns  
 WR Tommy Streeter (6th) / Miami '12 / Baltimore Ravens  
 OL Brandon Washington (6th) / Miami '12 / Philadelphia Eagles  
 CB Brandon McGee (5th) / Miami '13 / St. Louis Rams  
 RB Mike James (6th) / Miami '13 / Tampa Bay Buccaneers  
 LB Chris Smith (5th) / Arkansas '14 / Jacksonville Jaguars  
 LB Antonio Morrison (4th) / Florida '16 / Indianapolis Colts  
 LB Jarrad Davis (1st) / Florida '17 / Detroit Lions

LB Alex Anzalone (3rd) / Florida '17 / New Orleans Saints

## PLAYING CAREER

Played linebacker at Miami (Fla.) and was a four-year starter and member of the 1987 national championship team. He was selected in the 11th round of the 1989 NFL Draft by the Dallas Cowboys, playing two seasons. He attended Miami's Norland High School and earned all-state and honorable mention All-America recognition as a senior linebacker. He was also an accomplished basketball player, averaging 19 points per game, while competing in the triple jump on the track and field team.

## PERSONAL INFORMATION

Birthdate: February 24, 1966  
 Hometown: Miami, Fla.  
 Education: 1989 / Bachelor's degree from Miami

## BOWL GAMES AS A COACH

2016	Outback
2015	Citrus
2014	Texas
2012	Buffalo Wild Wings
2009	Champs Sports
2008	Emerald
2006	MPC Computers
2005	Peach
2004	Peach
2004	Orange
2003	Fiesta
2002	Rose
1996	CarQuest
1995	Orange
1994	Fiesta
1993	Sugar
1992	Orange





# DOUG NUSSMEIER

OFFENSIVE COORDINATOR / QUARTERBACKS

## COACHING EXPERIENCE

2015-Pres.	Florida	Offensive Coordinator/Quarterbacks
2014	Michigan	Offensive Coordinator/Quarterbacks
2012-13	Alabama	Offensive Coordinator/Quarterbacks
2009-11	Washington	Offensive Coordinator/Quarterbacks
2008	Fresno State	Offensive Coordinator/Quarterbacks
2006-07	St. Louis Rams	Quarterbacks
2003-05	Michigan State	Quarterbacks
2002	Ottawa Renegades*	Quarterbacks
2001	BC Lions*	Quarterbacks
	*CFL	

## COACHING ACCOMPLISHMENTS

- Has tutored four 3,000-yard passers in 13 seasons coaching college quarterbacks.
- In nine seasons as a coordinator, his offenses have produced seven individual 1,000-yard rushing seasons – former Gator, Kelvin Taylor (2015) Alabama’s T.J. Yeldon (twice) and Eddie Lacy and Washington’s Chris Polk (three times).
- Florida has had three true freshman wide receivers record 100-yard receiving games in program history. Two of those three were in the last two seasons. Antonio Callaway achieved that mark in 2015, while Tyrie Cleveland followed his lead in 2016.
- Keeping with the offense, running back Jordan Scarlett had a streak of six consecutive games with a rushing touchdown (UK-UGA) in 2016, which tied Kelvin Taylor (2015) and Tim Tebow (2009) for the longest streak by a Gator since Percy Harvin did it in the final seven games of the 2008 season.
- Complementing the ground game, Nussmeier ushered in a passing attack in 2015 that became only the fifth Gator squad since 1996 to throw at least 20 touchdown passes and fewer than 11 interceptions. In addition, UF’s 405 attempts in 2015 were the most by any of the other Gator teams (2005, 2007, 2008, 2009) that accomplished that feat.
- UF continued that trend in 2016 as the Gators recorded 410 attempts through the air, which was the most by any Gator team since Florida threw the ball 517 times in 2002.
- Also for the second-straight season, six different Gators collected multiple receiving touchdowns. Prior to 2015, the last time it happened was in 2008.
- In four games in 2015 (New Mexico State, No. 3 Ole Miss, Vanderbilt, No. 14 Michigan), Florida converted at least 50 percent of their third downs for the first time since 2010, when they accomplished that feat in five games. On a similar note, by converting all five of their fourth downs against Tennessee -- which was their highest single-game total since 1996 and tied for the third-most by an SEC team during that span -- the Gators became just the fourth SEC team to achieve a 100-percent conversion rate on fourth down, with a minimum of five attempts, since 1996.
- Moreover, Florida ranked tied for 21st among FBS teams in fourth down conversions (14--UF’s second-highest total since 1996) and were 14th in fourth down conversion percentage (51.9) among FBS teams with 25 attempts.
- Coached Marc Bulger during the best year of his NFL career in 2006, when he threw for 4,301 yards and 24 touchdowns.
- Under Nussmeier, Alabama set records for rushing and passing touchdowns, total points scored and total offense during the 2012 national championship season. In addition, the Crimson Tide led the nation in pass efficiency.
- The 2012 campaign marked the first time in school history that

Alabama rushed and passed for 3,000 yards each in a single season.

- The Crimson Tide continued their offensive efficiency in 2013. Alabama was seventh nationally in pass efficiency and 17th in both scoring offense and third down percentage. The Tide averaged over 200 yards on the ground and through the air. McCarron was eighth in pass efficiency after leading the nation the previous year, and in two seasons under Nussmeier, he passed for 5,996 yards, 58 touchdowns and only 10 interceptions, while completing over 67 percent of his passes.

## PROMINENT PLAYERS COACHED

### FLORIDA

**QB AUSTIN APPELBY:** Threw for 1,447 yards with 10 passing touchdowns and seven interceptions as he was 127-for-209 passing for a 128.01 pass efficiency rating... Became the first graduate transfer to start at quarterback for the Gators in program history (at Tennessee)... In that start at UT, Appleby went 23-for-39 with 296 yards and three touchdowns, which ranks third behind only Shane Matthews (332) and Tim Tebow (300) for passing yards in their UF debut... In his lone start in The Swamp, Appleby completed 17 of 21 passes for 201 yards and two touchdowns against South Carolina... Signed as a free agent to the Dallas Cowboys

### ALABAMA

**WR AMARI COOPER:** 2014 unanimous All-American, Heisman Trophy finalist and Biletnikoff Award winner. First Team All-SEC selection. Holds Alabama career records for receiving yards (3,463), catches (228) and touchdowns (31).

**OL D.J. FLUKER:** A 2012 All-American and First-Team All-SEC selection. Drafted in the first round by the San Diego Chargers.

**RB EDDIE LACY:** 2012 First Team All-SEC selection. 2012 SEC Championship Game and 2013 BCS National Championship Game MVP. Drafted in the second round by the Green Bay Packers.

**QB AJ MCCARRON:** 2013 Heisman Trophy runner-up, Maxwell Award winner and Johnny Unitas Golden Arm Award winner. A two-time All-SEC selection. Drafted in the fifth round by the Cincinnati Bengals.

**OL CHANCE WARMACK:** A 2012 All-American and two-time All-SEC selection. Drafted in the first round by the Titans.

**RB T.J. YELDON:** 2013 First-Team All-SEC selection.

### FRESNO STATE

**WR BEAR PASCOE:** Two-time All-WAC selection. Drafted in the sixth round by the New York Giants. Super Bowl XLVI champion.

### MICHIGAN STATE

**QB JEFF SMOCKER:** Set a school record for passing yards (later broken by Stanton) with 3,395 in 2003. Finished his college career as the No. 5 passer in Big Ten history. Drafted in the sixth round by the St. Louis Rams.

**QB DREW STANTON:** Set a school record for passing yards with 3,415 in 2005. Drafted in the second round by the Detroit Lions.

### WASHINGTON

**QB JAKE LOCKER:** Three-time honorable mention All-Pac-10 selection. 2010 Honorable Mention All-American. Drafted eighth overall by the Tennessee Titans.

**RB CHRIS POLK:** 2011 First Team All-Pac-12 selection. 2009 Honorable Mention All-Pac-10 and First Team Freshman All-Pac-10. Signed as an undrafted free agent by the Philadelphia Eagles in 2012.

**QB KEITH PRICE:** As a redshirt sophomore in 2011, he set school records for touchdown passes (33) and completion percentage (.669). His 3,063 yards ranked second all-time at UW. Currently plays with the Saskatchewan Roughriders of the CFL.

## NFL PLAYERS (round drafted)

QB Jeff Smoker (6th) / Michigan State '04 / St. Louis Rams  
 QB Drew Stanton (2nd) / Michigan State '07 / Detroit Lions  
 TE Bear Pascoe (6th) / Fresno State '09 / San Francisco 49ers  
 QB Tom Brandstater (6th) / Fresno State '09 / Denver Broncos  
 QB Jake Locker (1st) / Washington '12 / Tennessee Titans  
 OL Senio Kelemete (5th) / Washington '12 / Arizona Cardinals  
 OL D.J. Fluker (1st) / Alabama '13 / San Diego Chargers  
 OL Chance Warmack (1st) / Alabama '13 / Tennessee Titans  
 RB Eddie Lacy (2nd) / Alabama '13 / Green Bay Packers  
 OL Barrett Jones (4th) / Alabama '13 / St. Louis Rams  
 TE Michael Williams (7th) / Alabama '13 / Detroit Lions  
 OL Cyrus Kouandjio (2nd) / Alabama '14 / Buffalo Bills  
 WR Kevin Norwood (4th) / Alabama '14 / Seattle Seahawks  
 QB AJ McCarron (5th) / Alabama '14 / Cincinnati Bengals  
 C Ryan Kelly (1st) / Alabama '16 / Indianapolis Colts  
 RB Derrick Henry (2nd) / Alabama '16 / Tennessee Titans  
 C Graham Glasgow (3rd) / Michigan '16 / Detroit Lions  
 WR Demarcus Robinson (4th) / Florida '16 / Kansas City Chiefs  
 RB Kelvin Taylor (6th) / Florida '16 / San Francisco 49ers  
 TE Jake McGee (UFA) / Florida '16 / Carolina Panthers  
 WR Valdez Showers (UFA) / Florida '16 / Washington Redskins  
 OL Trip Thurman (UFA) / Florida '16 / Cincinnati Bengals

## PLAYING CAREER

Nussmeier was drafted in the fourth round of the 1994 NFL Draft by the New Orleans Saints. He played four seasons with the Saints (1994-97) and one with the Indianapolis Colts (1998). Nussmeier helped the British Columbia Lions win the Grey Cup Championship in 2000. At Idaho, he threw for 10,824 yards and averaged 309.1 yards of total offense per game. He won the Walter Payton Award in 1993 (the Division I-AA's version of the Heisman Trophy) and was the Big Sky Offensive Player of the Year in 1992. Inducted into the Idaho Athletic Hall of Fame in 2008.

## PERSONAL INFORMATION

Birth date: December 11, 1970  
 Hometown: Oswego, Ore.  
 Education: 1994 / Bachelor's degree from Idaho  
 Family: He and his wife, Christi, have two sons, Garrett and Colton, and one daughter, Ashlynn





# COREY BELL

DEFENSIVE BACKS

## COACHING EXPERIENCE

2017-Pres.	Florida	Defensive Backs
2017 (Jan.)	USF	Defensive Backs/Recruiting Coordinator
2014-16	Florida Atlantic	Secondary/Assistant Director of Player Personnel
2011-13	American Senior HS	Head Coach
2007-10	Miami (FL)	Director of Football Operations
1997-07	Miami Edison Senior HS	Head Coach
1996	Miami Edison Senior HS	Defensive Backs

### COACHING ACCOMPLISHMENTS

- Coached a pair of FAU defensive backs to Conference USA Honorable Mention honors in 2016.
- Jalen Young posted 100 tackles, two interceptions, a forced fumble and a fumble recovery.
- Raekwon Williams Jr. finished with nine pass breakups, 48 tackles and an interception.
- Tutored cornerback Cre'von LeBlanc to C-USA Second Team honors in 2015 as he led the league with four interceptions. Signed as an UDFA with the Patriots.
- Also in 2015, Young earned C-USA Honorable Mention honors after totaling three interceptions and 69 tackles.
- After Bell coached D'Joun Smith in 2014 to 53 tackles, a team leading eight passes defended and one interception, Smith was a third round pick in the 2015 NFL Draft by the Indianapolis Colts.
- Prior to his arrival in 2011, American Senior High School had not won a district title since 1998.
- Bell led the Patriots to three-straight District Championships during the only three years he was at the helm.
- Bell was 25 years old when he was named Miami Edison High School's head coach in 1997.
- That made him the youngest head coach in the state.
- Edison finished the previous season (1996) 0-10, but it wasn't long until Bell quickly built it into one of Dade County's top football programs.
- His teams made five-consecutive state playoff appearances and won three-straight district titles.
- During his tenure at Edison, Bell had 84 Division I signees and six All-Americans.
- In addition, he was named the Miami Dolphins Coach of the Year in 2003, while his 2004 class earned a No. 3 national rank for Division I signees.

### PROMINENT PLAYERS COACHED

#### FLORIDA ATLANTIC

- CB JALEN YOUNG – 2015 & 2016 Conference USA Honorable Mention honors.
- CB RAEKWON WILLIAMS Jr. – 2016 Conference USA Honorable Mention honors.
- CB CRE'VON LeBLANC – 2015 Second Team Conference USA honors. Signed as UFA with Patriots
- CB D'JOUN SMITH – Became the sixth player in program history drafted in the NFL. Drafted in the third round by the Indianapolis Colts.

#### NFL PLAYERS (round drafted)

- DB Sharrod Neasman (undrafted) – Florida Atlantic '16 – Atlanta Falcons
- CB D'Joun Smith (3rd) – Florida Atlantic '15 – Indianapolis Colts
- CB Cre'Von LeBlanc (UFA) – Florida Atlantic '15 – Chicago Bears
- OL Marc Dile (UFA in 2009) – Miami Edison High School – Tampa Bay Buccaneers
- WR Chad Simpson (UFA in 2008) – Miami Edison High School – Indianapolis Colts
- DL William Joseph (1st in 2003) – Miami Edison High School – New York Giants

### PLAYING CAREER

Bell played football at South Carolina, where he graduated in 1995. As a two-year varsity letterman and starting cornerback, he played alongside current Gators assistant, Chris Rumph.

### PERSONAL INFORMATION

Birth date: January 18, 1972  
 Hometown: Miami, Fla.  
 Education: 1995 – Bachelor's Degree from South Carolina  
 2000 – Master's Degree from Nova  
 Family: He and his wife, Tamika, have two daughters, Daijah and Dahnia

### Bowl Games as a Coach

2010	Sun Bowl
2009	Champs Bowl
2008	Emerald

### All-Time Head Coaching Record

2013 (American Senior)	- 6-5 (.545)
2012 (American Senior)	- 6-3-1 (.650)
2011 (American Senior)	- 6-5 (.545)
2006 (Miami Edison)	- 6-4 (.600)
2005 (Miami Edison)	- 5-5 (.500)
2004 (Miami Edison)	- 7-4 (.636)
2003 (Miami Edison)	- 11-3 (.786) / Sectional & Regional Champions
2002 (Miami Edison)	- 9-2 (.818)
2001 (Miami Edison)	- 5-5 (.500)
2000 (Miami Edison)	- 2-8 (.200)
1999 (Miami Edison)	- 1-9 (.100)
1998 (Miami Edison)	- 1-9 (.100)
1997 (Miami Edison)	- 2-8 (.200)

**Total: 67-65-1, .508 career**

HISTORY

HONORS

NFL GATORS

RESULTS

RECORD BOOK

LETTERWINNERS

UF ATHLETICS





# BRAD DAVIS

## OFFENSIVE LINE

### COACHING EXPERIENCE

2017-Pres.	Florida	Offensive Line
2016	North Texas	Offensive Line
2015	East Carolina	Offensive Line
2014	James Madison	Offensive Line
2009-13	Portland State	Offensive Line
2008	North Carolina	Offensive Line GA
2006-07	Texas A&M	Defensive Line GA
2005	Doane College	Offensive Line
2005	Wayne State	Offensive Line GA
2003-04	Southern University	Co-OC/Offensive Line

### COACHING ACCOMPLISHMENTS

- In all, Davis has coached 13 all-conference offensive linemen and one All-America selection since 2009.
- Additionally, he has been credited for developing five players who earned roster positions in the National Football League in the same time frame.
- Davis has served two separate NFL summer internships, working with the Jacksonville Jaguars in 2011 and Seattle Seahawks in 2012.
- During his lone season at East Carolina (2015), Davis guided the duo of running back Chris Hairston and quarterback James Summers to combine for 1,200 yards rushing and 16 touchdowns.
- Davis coached an offense at James Madison (2014) that stood 10th in total offense (484.6 ypg.), 17th in scoring (35.7 ppg.) and 21st in both rushing and passing.
- Davis coached quarterback Vad Lee to JMU single-season school records in passing completions (282), attempts (465), yards (3,462) and touchdowns (30) as well as total offense (4,288 yards).
- In addition to Lee, Davis had a direct impact on the development of an All-Colonial Athletic Association performer, offensive lineman Mitchell Kirsch.
- During his five years on the staff at Portland State (2009-13), Davis helped 10 players earn All-Big Sky Conference honors while ranking among the nation's leaders in fewest sacks allowed during that time.
- In his last two years at PSU, his line surrendered only a combined 19 sacks to rank ninth (2013) and fifth (2012) nationally, respectively.
- Four of his five starters earned honorable mention All-Big Sky Conference honors in 2012: Kyle Ritt, Mitch Gaulke, Cornelius Edison and Mitchell Van Dyk.
- In 2013, Portland State led the Big Sky in total offense and it third in scoring offense. Nationally, PSU ranked third in rushing offense and total offense.
- That team set school records with 6,486 total yards, 3,330 rushing yards, a 277.7 rushing average, 540.5 total offense average and 36 rushing touchdowns.
- In 2010 and 2011, Davis' line led the Viking running game as a two-time Big Sky Conference leader in rushing yards.
- In 2011, the Vikings had the fewest sacks allowed in the league - just 11 despite nearly 300 pass attempts - ranking as 13th-best in the nation.

### PROMINENT PLAYERS COACHED

#### JAMES MADISON

*QB VAD LEE* – 2014 Associated Press Third Team All-American, Finalist for the Walter Payton Award, Second Team All-CAA, Won Bill Dudley Award, honoring Virginia's top Division I player, 2014-15 JMU Male Student-Athlete of the Year.

### PLAYING CAREER

Davis is a 2003 graduate of the University of Oklahoma where he was a starting offensive lineman for Bob Stoops. He competed on two Big XII Championship teams, and played in the Independence Bowl (1999), the Orange Bowl (2000), the Cotton Bowl (2001) and the Rose Bowl (2002). Davis was the team's Most Valuable Offensive Lineman in 2002.

### PERSONAL INFORMATION

Birth date: February 17, 1980  
 Hometown: Baton Rouge, La.  
 Education: 2003 – Bachelor's Degree from Oklahoma  
 Family: He and his wife, Anecia, have one son, Bradley



# KERRY DIXON II

WIDE RECEIVERS

## COACHING EXPERIENCE

2015-Pres.	Florida	Wide Receivers
2014	FIU	Running Backs
2012-13	FAU	Running Backs
2010-11	Montana State	Running Backs
2009	Stillman College	Offensive Coordinator
2008	Texas Southern	Quarterbacks
2007	Morgan State	Quarterbacks
2005-06	Booker T. Washington (Texas)	

## COACHING ACCOMPLISHMENTS

- Dixon has spent 12 years coaching the offensive side of the ball, including one season as an offensive coordinator.
- In program history, Florida has had three true freshman record a 100-yard receiving game. Dixon has tutored two of those three players (Tyrie Cleveland, 2016; Antonio Callaway, 2015).
- Tutored Cleveland to a 124-yard performance at LSU. During that contest, he recorded a 98-yard touchdown reception that ranks as the second longest touchdown passing play in UF history. However, the 98-yard touchdown does stand as the longest touchdown passing play in program lore against an SEC opponent. In addition, Cleveland's reception stands as the longest play by a true freshman in UF history and the longest play by a visiting team in Tiger Stadium.
- In 2015, Callaway became the first true freshman in UF history and one of only six SEC true freshmen (Amari Cooper, Alshon Jeffery, Julio Jones, Christian Kirk, Calvin Ridley) since 2006 to post three 100-yard receiving games, including a season-best 112-yard outing against Tennessee.
- Callaway became the third-fastest player in Florida football history to reach 1,000 receiving yards for his career, doing so in just 17 games.
- Callaway has 89 career receptions through two seasons. Only Jabar Gaffney (138) and Percy Harvin (93) caught more in their first two seasons at UF since 1996.
- In Florida's 2016 season opener against UMass, Callaway and Brandon Powell became just the fifth UF tandem to both catch at least seven passes, tally 70-plus yards and score a touchdown in the same game since 1996, most recently in the 2010 Sugar Bowl.
- During each of his first two seasons at UF, six different Gators collected multiple receiving touchdowns. Prior to 2015, the last time Florida accomplished that feat was in 2008.
- Spent the 2014 season as the running backs coach at FIU in Miami and led a running backs group that rushed for nearly 1,500 yards on the season.
- Spent the 2012-13 seasons at FAU coaching the Owls' running backs. In 2013, FAU rushed for 2,215 yards and 21 touchdowns, both school records. The rushing attack ranked fifth in Conference USA, averaging 184.6 yards per game.
- In his first season at FAU in 2012, Dixon's running back group had the task of replacing the school's all-time leading rusher, current Dallas Cowboy Alfred Morris. The running-back-by-committee approach succeeded, as they totaled just 38 less rushing yards and 167 more receiving yards than the previous season.
- Dixon spent two seasons at Montana State, reaching the FCS Quarterfinals both years. He coached a running back tandem (Cody Kirk and Tray Robinson) that combined for nearly 2,000

rushing yards in 2011 and scored 21 overall touchdowns.

- Kirk's 1,351 yards rank fifth all-time in school history for a single season and he earned All-Big Sky First Team honors. Robinson was named the Big Sky Newcomer of the Year and earned Second Team All-Big Sky honors.
- In 2010, Dixon tutored All-Big Sky second-team running back Orenzo Scott, who rushed for 1,126 yards and 10 touchdowns.
- In his one season as offensive coordinator at Stillman, Dixon produced an All-American running back in Quinn Porter, who rushed for 138.6 yards per game and went on to play for the St. Louis Rams.
- At Texas Southern, Dixon had a pair of quarterbacks throw for over 1,000 yards in 2008. Bobby Reid totaled 1,791 passing yards with 12 touchdowns, while Cornelius Harmon threw for 1,066 yards with six scores.
- Dixon began his coaching career at his alma mater, Booker T. Washington High School in Houston, Texas. He then spent one season at Morgan State coaching the quarterbacks.

## PROMINENT PLAYERS COACHED

### FLORIDA

**WR AHMAD FULWOOD** - Played in all 13 games and started once. Caught seven passes for a total of 112 total yards and one touchdown throughout the 2016 season. Recorded his best game of the season on senior day against South Carolina when he totaled 48 yards and one touchdown on two catches. Was on one of Florida's top special teams players throughout the season. Signed as a free agent to the New Orleans Saints.

**WR CHRIS THOMPSON** - Appeared in 11 games and played multiple roles throughout the season. Served as a wide receiver, kick returner, gunner on special teams and a reserve defensive back in the Outback Bowl against Iowa. Totaled 13 kick returns on the season (most on the team) for 283 yards and a long of 33. Signed as a free agent to the Houston Texans.

**WR DEMARCUS ROBINSON** - Starred for the Gators in 2014, posting the best season by a UF receiver since 2009. That year, Robinson totaled 810 yards and seven touchdowns on 53 receptions in UF's 12 games. As a junior, Robinson played in 13 of 14 games and amassed 522 yards and two touchdowns. Was selected in fourth round of the NFL Draft by the Kansas City Chiefs.

### MONTANA STATE

**RB CODY KIRK** - First-Team All-Big Sky Conference selection as a sophomore in 2011 and finished his career second all-time in school history with 3,422 yards. Ranks fifth in school annuals in single-season rushing with 1,351 yards in 2011.

## STILLMAN

**RB QUINN PORTER** - All-American who rushed for 1,247 yards in his senior season who went on to sign with the St. Louis Rams as an undrafted free agent.

## NFL PLAYERS (round drafted)

**RB Quinn Porter (UFA)** - Stillman '10 - St. Louis Rams  
**WR Demarcus Robinson (4th)** - Florida '16 - Kansas City Chiefs  
**WR Valdez Showers (UFA)** - Florida '16 - Washington Redskins  
**WR Ahmad Fulwood (UFA)** - Florida '17 - New Orleans Saints  
**WR Chris Thomson (UFA)** - Florida '17 - Houston Texans

## PLAYING CAREER

As a quarterback coming out of Booker T. Washington in 2002, Dixon signed to play at Baylor and started twice as a freshman for the Bears. He moved to receiver as a sophomore before suffering an injury and ultimately transferring to Hampton. He was a team captain as a senior for the Pirates and played in the Historically Black Colleges and Universities All-Star Classic in 2005.

## PERSONAL INFORMATION

Birth date: May 16, 1982  
 Hometown: Houston, Texas  
 Education: 2004 - B.A. Political Science from Hampton  
 Wife: Robin

## BOWL GAMES AS A COACH

2016	Outback
2015	Citrus

HISTORY

HONORS

NFL GATORS

RESULTS

RECORD BOOK

LETTERWINNERS

UF ATHLETICS





# GREG NORD

SPECIAL TEAMS COORDINATOR / TIGHT ENDS

## COACHING EXPERIENCE

2015-Pres.	Florida	Tight Ends/Special Teams Coordinator
2014	Western Kentucky	Running Backs
2011-12	Kentucky	Tight Ends/Special Teams
2010	Illinois	Tight Ends
2009	Louisville	Running Backs
2007-08	Louisville	Tight Ends
2003-06	Louisville	Asst. Head Coach/Running Backs/Tight Ends
1998-2002	Louisville	Tight Ends
1995-97	Louisville	Running Backs
1992-94	Georgia Tech	Running Backs
1990-91	East Carolina	Running Backs
1982-89	Kentucky	Running Backs
1981	Kentucky	Assistant Coach
1979-80	Kentucky	Graduate Assistant

## COACHING ACCOMPLISHMENTS

- Under Nord's direction in 2016, DeAndre Goolsby tied for first on the team with three touchdown catches and he finished third on the team in receptions (38) and receiving yards (342).
- Goolsby totaled eight receptions at Vanderbilt, which was the most by a Gator tight end in a game since the 2009 SEC Championship Game, and it was only one shy of tying the single-game school record held by three other Gators.
- For his outstanding play throughout the first half of the season, he was named to the John Mackey Award Midseason Watch List.
- In 2015, Jake McGee and Goolsby were one of six FBS tight end duos, and the only pair of Gator tight ends since 1996 to each finish a campaign with 275-plus receiving yards and one receiving touchdown.
- McGee finished the 2015 season with AP second-team All-SEC honors.
- Helped lead tight end Jordan Aumiller to Freshman All-American honors by Phil Steele and punter Ryan Tydlacka earned second-team All-SEC honors by Rivals.com at Kentucky in 2011.
- At Louisville, Nord spent time in various roles on the offensive side of the ball and enjoyed tremendous success guiding the Cardinals' skill positions. In 2006, Nord coached former Hill-topper running backs coach Kolby Smith, the team's leading rusher with 862 yards and freshman Anthony Allen, who led the team with 13 touchdowns.
- In 2005, Michael Bush led the country in scoring and was a first-team All-BIG EAST performer. Bush was a fourth-round selection by the Oakland Raiders and Smith was drafted in the fifth round by the Kansas City Chiefs.
- In 2004, Nord helped lead the Cardinal rushing attack to a school-record 3,005 yards, and a school record-tying 20 rushing touchdowns by Eric Shelton. With Nord at the helm of the running backs, the Cardinals set a school mark for rushing touchdowns with 47.
- In his first three seasons as tight ends coach, Nord watched Ibn Green become a two-time All-American while etching his name in the NCAA record books as the NCAA Division I-A all-time leader in receptions by a tight end. Green completed his U of L career as the program's No. 2 all-time receiver with

217 catches.

- Nord also tutored two NFL tight ends in 2003 in Ronnie Ghent and Richard Owens. Ghent became the first Conference USA player at any position to earn first-team all-conference honors for all four years.
- Coached two All-Atlantic Coast Conference selections while at Georgia Tech, Dorsey Levens and William Bell.

## PROMINENT PLAYERS COACHED

### LOUISVILLE

**RB MICHAEL BUSH:** 2005 NCAA scoring leader and named First-Team All-BIG EAST. Drafted in the fourth round by the Oakland Raiders.

**RB KOLBY SMITH:** 2006 team leader with 862 rushing yards. Drafted in the fifth round by the Kansas City Chiefs.

**TE IBN GREEN:** Two-time All-American and set NCAA for receptions by a tight end in a career.

**TE RONNIE GHENT:** First-ever four-time All-Conference USA selection. Was signed by the Philadelphia Eagles in 2004 and went on to spend nine seasons in the NFL.

### GEORGIA TECH

**RB DORSEY LEVENS:** First-Team All-ACC selection in 1993 who was drafted in the fifth round by the Green Bay Packers.

**RB WILLIAM BELL:** Ranks eighth on the school's all-time rushing list with 2,026 yards. Played three seasons with the Washington Redskins in the NFL.

## NFL PLAYERS (round drafted)

- RB George Adams (1st) / Kentucky '85 / New York Giants
- RB Marc Logan (5th) / Kentucky '87 / Cincinnati Bengals
- RB Mark Higgs (8th) / Kentucky '88 / Dallas Cowboys
- RB Ivy Joe Hunter (7th) / Kentucky '89 / Indianapolis Colts
- RB Dorsey Levens (5th) / Georgia Tech '94 / Green Bay Packers
- RB Frank Moreau (4th) / Louisville '00 / Kansas City Chiefs
- RB Lionel Gates (7th) / Louisville '05 / Buffalo Bills
- RB Eric Shelton (2nd) / Louisville '05 / Carolina Panthers
- RB Kolby Smith (5th) / Louisville '07 / Kansas City Chiefs
- RB Michael Bush (4th) / Louisville '07 / Oakland Raiders
- TE Gary Barnidge (5th) / Louisville '08 / Carolina Panthers
- RB Bilal Powell (4th) / Louisville '11 / New York Jets
- TE Jake McGee (UFA) / Florida '16 / Carolina Panthers

## PLAYING CAREER

Played center, tight end and long snapper for Kentucky from 1974-78. Was a three-year letterwinner at UK and a member of the school's 1976 SEC Championship team.

## PERSONAL INFORMATION

Birth date: April 3, 1956

Hometown: Louisville, Ky.

Education: 1980 / University of Kentucky

Family: He and his wife, Donna, have two daughters, Amy and Angie, and five grandchildren (Luke, Nolan, Gregory, Elizabeth, Collin)

## BOWL GAMES AS A COACH

2016	Outback
2015	Citrus
2014	Bahamas
2006	Orange
2005	Gator
2004	Liberty
2003	GMAC
2002	GMAC
2001	Liberty
2000	Liberty
1999	Humanitarian
1998	Motor City
1991	Peach
1984	Hall of Fame
1983	Hall of Fame





# CHRIS RUMPH

CO-COORDINATOR / DEFENSIVE LINE

## COACHING EXPERIENCE

2015-Pres.	Florida	Defensive Line
2014	Texas	Assistant Head Coach / Defensive Line
2011-13	Alabama	Defensive Line
2009-10	Clemson	Defensive Ends
2006-08	Clemson	Defensive Line
2003-05	COLOMBIANE	Outside Linebackers
2002	South Carolina State	Defensive Backs
1997-2001	Calhoun County H.S. (S.C.)	Head Coach
1997 (spring)	South Carolina	Graduate Assistant

COACHES

PLAYERS

2016 RECAP

HISTORY

HONORS

NFL GATORS

RESULTS

RECORD BOOK

LETTERWINNERS

UF ATHLETICS

## COACHING ACCOMPLISHMENTS

- Under Rumph's direction in 2016, UF's rush defense (144.5 ypg.) ranked fifth in the SEC and the Gators finished fourth in the conference in sacks (31).
- UF allowed an average of 3.84 yards per rush, which tied for 32nd-lowest in the country and ranked fourth-lowest in the SEC.
- Against Georgia in 2016, Florida shut down Bulldog standout running back Nick Chubb, limiting him to 20 yards on nine carries (2.2 yards per carry). Chubb entered the game with career averages of 110.8 yards per game and 6.7 yards per carry.
- The Gators owned four of the 20 lowest-allowed rushing totals by SEC teams throughout the 2016 season (North Texas, -13 net rushing yards; Georgia, 21; South Carolina, 43; and UMass, 46).
- In 2015, UF ranked second in the SEC and fifth in the country with 40 sacks, while their 294 sack yards sat fourth nationally.
- Florida's 40 sacks in 2015 tied the 2009 Gators for the highest total since 1999 (43 sacks) and the sixth-highest total since UF began tracking the statistic in 1980.
- Also in 2015, Florida's rush defense (128.07 ypg.) ranked 25th in the FBS and fifth in the SEC. Opponents averaged 3.53 yards per carry against UF's rush defense, a figure that ranked tied for 17th among FBS teams and fourth in the SEC.
- In 2015, the Gators held two opponents (E. Carolina, S. Carolina) under 25 rushing yards, a feat last accomplished by the 2006 Gators, who held three teams to less than 25 rushing yards. Overall, Florida held five opponents under 75 rushing yards last year and three of those performances came in SEC play, which ranks second only to the 1997 Gators for the most times that's been done in a season since 1996.
- Rumph helped produced one of the best defensive line units in the nation in 2014, helping Texas' defense rack up 3.1 sacks per game (11th nationally).
- Defensive lineman Malcom Brown earned consensus first-team All-America honors and was a finalist for the Nagurski and Outland trophies under Rumph's tutelage.
- Prior to his time in Austin, Rumph spent three seasons as the defensive line coach at Alabama under Nick Saban. The Crimson Tide ranked fifth nationally in total defense (286.5 yards per game) in 2013 and seventh in rush defense (106.2 yards per game).
- In 2012, Rumph was a part of Alabama's national championship team that featured the nation's top rush defense (76.4 yards per game) and total defense (250.0 yards per game).
- The Tide won the BCS title in 2011 with a top-ranked defense, allowing just 183.6 total yards per game, the fewest by an FBS team in records dating to 1996. Alabama also had the top-ranked rush defense, giving up 72.2 yards per game.

## PROMINENT PLAYERS COACHED

### FLORIDA

**DT CALEB BRANTLEY**- Selected to the All-SEC Second Team by the leagues' coaches, AP, Athlon Sports, Gridiron Now and Pro Football Focus. Appeared in all 13 games and started 11 at defensive tackle in 2016. Drafted in the 6th round to the Cleveland Browns

**DT BRYAN COX JR.**- Appeared in 11 games and started five. Missed three games due to a pair of injuries. Totaled 19 tackles on the season and recorded a career-high nine stops at Tennessee. Notched six quarterback hurries and forced a fumble at Vanderbilt. Signed as a free agent to the Carolina Panthers.

**DL JON BULLARD**: Was named a semifinalist for the Chuck Bednarik Award, a first-team All-American by CBSsports.com and Pro Football Focus, and was a unanimous first-team All-SEC selection his senior year. Bullard appeared in 50 games and made 36 starts as a Gator and was selected in the third round of the NFL Draft with the 72nd overall pick by the Chicago Bears.

### ALABAMA

**NG JOSH CHAPMAN**: Second-Team All-SEC in 2011 who was drafted by the Indianapolis Colts in the fifth round of the 2012 NFL Draft.

**DE ED STINSON**: Second-Team All-SEC in 2013 and selected in the fifth round of the 2014 NFL Draft by the Arizona Cardinals.

**NG JESSE WILLIAMS**: Second-Team All-SEC in 2012 drafted in the fifth round of the 2013 NFL Draft by the Seattle Seahawks.

### CLEMSON

**DE GAINES ADAMS**: Unanimous First-Team All-America selection in 2006 after ranking 4th in the country with 12.5 sacks. Drafted No. 4 overall by the Tampa Bay Buccaneers in 2007.

**DE DA'QUAN BOWERS**: Led the nation with 15.5 sacks in 2010 and tied for first with 26.0 tackles-for-loss. Won the Bronko Nagurski Trophy as the nation's top defensive player, the Hendricks Award as the top defensive end and was a consensus All-American. Selected in the second round of the 2011 NFL Draft by the Tampa Bay Buccaneers.

### TEXAS

**DT MALCOM BROWN**: Consensus First-Team All-American pick in 2014 and was a finalist for the Nagurski and Outland trophies. Drafted in the 1st round of the 2015 NFL Draft by the New England Patriots.

## NFL PLAYERS (round drafted)

DE Gaines Adams (1st) / Clemson '07 / Tampa Bay Buccaneers  
 DE Phillip Merling (2nd) / Clemson '08 / Miami Dolphins  
 DT Darell Scott (4th) / Clemson '09 / St. Louis Rams

DE Ricky Sapp (5th) / Clemson '10 / Philadelphia Eagles  
 DE Jarvis Jenkins (2nd) / Clemson '11 / Washington Redskins  
 DE Da'Quan Bowers (2nd) / Clemson '11 / Tampa Bay Buccaneers  
 DE Andre Branch (2nd) / Clemson '12 / Jacksonville Jaguars  
 DT Brandon Thompson (3rd) / Clemson '12 / Cincinnati Bengals  
 DT Josh Chapman (5th) / Alabama '12 / Indianapolis Colts  
 DE Malliciah Goodman (4th) / Clemson '13 / Atlanta Falcons  
 DE Quinton Dial (5th) / Alabama '13 / San Francisco 49ers  
 DT Jesse Williams (5th) / Alabama '13 / Seattle Seahawks  
 DE Ed Stinson (5th) / Alabama '14 / Arizona Cardinals  
 DE Jeffrey Pagan (6th) / Alabama '14 / Houston Texans  
 DT Malcom Brown (1st) / Texas '15 / New England Patriots  
 DL Jon Bullard (3rd) / Florida '16 / Chicago Bears  
 DT Hassan Ridgeway / Texas '16 / Indianapolis Colts  
 DE Alex McCalister (7th) / Florida '16 / Philadelphia Eagles  
 DT Caleb Brantley (6th) / Florida '17 / Cleveland Browns

## PLAYING CAREER

Rumph played at Calhoun County High School while growing up in Orangeburg, S.C. He signed with South Carolina and played linebacker from 1991-94, earning his bachelor's degree in 1994. He helped the Gamecocks record their first bowl victory in the 1995 Carquest Bowl.

## PERSONAL INFORMATION

Birth date: December 21, 1971  
 Hometown: St. Matthews, S.C.  
 Education: 1994 / Bachelor's degree from South Carolina  
 Family: He and his wife, Kila, have two children, Christopher and Elijah

## BOWL GAMES AS A PLAYER

1994 Carquest

## BOWL GAMES AS A COACH

2016 Outback  
 2015 Citrus  
 2014 Texas  
 2013 Sugar  
 2012 BCS National Championship  
 2011 BCS National Championship  
 2010 Meineke Car Care  
 2009 Music City  
 2008 Gator  
 2007 Chick-fil-a  
 2006 Music City  
 2005 Motor City  
 2004 GMAC  
 2003 New Orleans





# JAJUAN SEIDER

RUNNING BACKS

## COACHING EXPERIENCE

2017-Pres.	Florida	Running Backs
2013-16	West Virginia	Running Backs
2010-12	Marshall	Running Backs/Recruiting Coordinator
2008-10	West Virginia	Graduate Assistant
2006-08	Lake Worth	Quarterbacks
2003-05	Palm Beach Lakes	Offensive Coordinator
2001-02	Glades Central	Running Backs

## COACHING ACCOMPLISHMENTS

- In his second stint at WVU, Seider tutored Wendell Smallwood, who was the Big 12 rushing champion in 2015 with 1,519 yards. Smallwood was an All-Big 12 Second-Team selection and a fifth-round NFL Draft selection of the Philadelphia Eagles a year ago.
- In 2014, he coached a WVU offense that ranked No. 9 nationally in passing offense, No. 11 in first down offense, No. 12 in total offense and No. 34 in scoring offense.
- One year prior in 2013, Seider recruited current Tampa Bay Buccaneers running back Charles Sims, who transferred to WVU for his final collegiate season after he spent four years at Houston. During that season, Sims rushed for 1,095 yards on 208 carries (5.3 avg) and 11 touchdowns, while catching 45 passes for 401 yards and three touchdowns. He was named first team All-Big 12 while adding the honor of Big 12 Offensive Newcomer of the Year.
- Sims was WVU's first 1,000-yard rusher since 2009.
- Two of his top recruits at Marshall were quarterback Rakeem Cato, who was named the 2012 C-USA Player of the Year, and running back Kevin Grooms, who Seider recruited and coached.
- Three of his freshman backs at Marshall averaged more than five yards a carry in 2012 and the offense finished No. 6 nationally in total offense.
- In 2011, Marshall freshman running back Travon Van earned All-Conference USA honors, and Seider helped lead the Herd to the championship of the Beef O'Brady's Bowl.
- During his first tenure at WVU, Seider assisted in the development of three of the Mountaineer's top quarterbacks, Pat White, Jarrett Brown and Geno Smith.
- In addition, he was part of the staff that posted an 18-8 record and played in the Meineke Car Care and Gator Bowls.

## PROMINENT PLAYERS COACHED

### WEST VIRGINIA

**RB WENDELL SMALLWOOD** – WVU's 2015 Offensive Player of the Year, 2015 All-Big 12 Second Team. Became the fourth player in program history to rush for 1,000 yards. Drafted in the fifth round by the Philadelphia Eagles.

**RB CHARLES SIMS** – 2013 First Team All-Big 12, Big 12 Offensive Newcomer of the Year. Drafted in the third round by the Tampa Bay Buccaneers.

**QB PAT WHITE** – 2005 ESPN.com All-Big East, Freshman All-American; 2006 First Team All-Big East, Big East Offensive Player of the Year, WVU MVP, Gator Bowl MVP, Davey O'Brien Award Semifinalist; 2007 First Team All-Big East, Big East Offensive Player of the Year, WVU MVP, Davey O'Brien Award Semifinalist, Walter Camp Award Semifinalist, Heisman Trophy Sixth Place, Hardman Award winner, ESPN All-Bowl Team, Archie Griffin Award, Fiesta Bowl MVP; 2008 Hardman Award winner, Johnny Unitas Golden Arm Award Finalist, WVU MVP, First Team All-Big East, Heisman Trophy Seventh Place, Meineke Car Care Bowl MVP, Senior Bowl MVP. Drafted in the second round by the Miami Dolphins.

**QB GENO SMITH** – 2010 Second Team All-Big; 2011 2011 First Team All-Big East, Orange Bowl MVP. Drafted in the second round by the New York Jets.

### MARSHALL

**QB RAKEEM CATO** – 2012 Conference USA Player of the Year. Signed a two-year deal with the CFL's Montreal Alouettes.

## NFL PLAYERS (round drafted)

RB Steve Slaton (89th) / West Virginia '08 / Houston Texas  
 FB Owen Schmitt (163rd) / West Virginia '08 / Seattle Seahawks  
 QB Pat White (44th) / West Virginia '09 / Miami Dolphins  
 RB Charles Sims (69th) / West Virginia '14 / Tampa Bay Buccaneers  
 RB Wendell Smallwood (153rd) / West Virginia '16 / Philadelphia Eagles

## PLAYING CAREER

Seider earned All-America honors and won the Doug Williams Award for National Offensive Player of the Year and the Jake Gaither Award (considered the Heisman Trophy of Historically Black Colleges) following a spectacular senior year at Florida A&M where he passed for 2,512 yards and 27 touchdowns. He was also named the MEAC Offensive Player of the Year and went on to be selected in the sixth round of the 2000 NFL Draft by the San Diego Chargers.

## PERSONAL INFORMATION

Birth date: April 16, 1977

Hometown: Belle Glade, Fla.

Education: 2000 / Bachelor's degree from West Virginia; 2010 / Master's degree from West Virginia

Family: He and his wife, Brandi, have two daughters, Ava and Brently, and one son, Jaden

## BOWL GAMES AS A COACH

2016	Citrus
2015	Cactus
2014	Liberty
2011	Beef O'Brady's
2010	Gator
2008	Meineke



# TIM SKIPPER

LINEBACKERS

## COACHING EXPERIENCE

2017-Pres.	Florida	Linebackers
2015-16	Florida	Running Backs
2012-14	Colorado State	Linebackers
2009-11*	Fresno State	Linebackers/ Run Defense Coordinator
2006-08	Fresno State	Running Backs
2004-05	Sacramento State	Defensive Coordinator/ Secondary
2003	Sacramento State	Secondary
2002	Western New Mexico	Defensive Coordinator/ Secondary
2001	Western New Mexico	Secondary

\*served as Interim Defensive Coordinator for the final three games in 2011 at Fresno State

## COACHING ACCOMPLISHMENTS

- A versatile teacher, Skipper has coached on both sides of the ball and has served for all or parts of four seasons as a defensive coordinator.
- Tutored Jordan Scarlett who carried the load for the Gators' offense in 2016. Statistically he led the team with 179 carries, 889 rushing yards and six touchdowns.
- Scarlett's 889 yards rushing was the most by a Florida freshman or sophomore running back since 1995.
- With Scarlett's rushing touchdown against Georgia, he joined Kelvin Taylor (2015) as the only other UF running back since 2005 to score a rushing touchdown in six consecutive games.
- Coached Lamical Perine during his freshman season when he totaled 421 yards on 91 carries (4.6 avg) and one touchdown.
- Perine was the team's leading rusher against Kentucky (105 yards) and Missouri (106 yards). For the season, Perine was one of 14 FBS true freshmen to post multiple 100-yard rushing games and one of eight to post both 100-yard games against a Power Five opponent. In addition, he became the first UF freshman running back since Jeff Demps in 2008 to have multiple 100-yard rushing games against SEC Opponents. Overall, he became the 16th UF true freshman since 1955 to rush for 100 yards in a game.
- Under Skipper's direction in 2015, Taylor paced the Florida offense all season and became the ninth Gator to rush for 1,000 yards in a single season. It was the 11th 1,000-yard rushing season in program history.
- Taylor's 259 carries were the second-most by a Gator in a single season. Only Emmitt Smith (284 in 1989) logged more rushing attempts in a campaign. In addition, his 13 rushing touchdowns last year were the most by a Gator since 2009 (Tim Tebow, 14) and tied his father, Fred Taylor (1997), and Emmitt Smith (1987) for the fifth-most by a Gator in school history.
- Tutored linebacker Corey James at CSU, who ranks fifth in school history with 22 career sacks.
- Skipper played a role in coaching a CSU defense in 2013 that ranked third in the MW and 30th in FBS in rushing defense (140.6), fourth (46th FBS) in sacks (2.3 per game) and fourth in scoring defense (29.8).
- Three CSU defenders earned All-MW recognition in 2013, including MW Defensive Player of the Year, first-team All-MWC linebacker Shaquil Barrett and honorable mention All-MW linebacker Max Morgan.
- In his first season with the Rams, 2012, Skipper tutored Barrett to his first honorable mention All-Mountain West recognition, and redshirt freshman linebacker Cory James, was named second-team national all-freshman by Phil Steele for his CSU freshman-record 7.5 sacks and 10.5 tackles for loss.
- At Fresno State with Skipper at the reins of the defense during a three-game stretch in 2011, the Bulldogs allowed 9.7 fewer

points per game than they had over the first 10 games, 70.1 fewer rushing yards, and 25.3 fewer total yards.

- The Bulldogs advanced to four bowl games in Skipper's six seasons in Fresno, largely due to his development of all-conference linebackers Ben Jacobs and Travis Brown, and explosive running backs Ryan Mathews, Dwayne Wright, Lonyae Miller and Clifton Smith.
- In 2008, Skipper's final season as the Bulldogs' running backs coach, three of his players turned in games of 150-plus yards, including Mathews, who ranked 10th in the country at the time of his October injury.
- With Jim McElwain as offensive coordinator in 2007, Skipper's players averaged 4.7 yards per carry, and with 204.67 rushing yards per game, ranked No. 16 in the nation, helping the Bulldogs advance to the Humanitarian Bowl opposite Georgia Tech.
- He comes from a family of coaches. His father, Jim, has coached for four decades, including several NFL years with current Denver Broncos head coach John Fox in Carolina and time in the USFL, XFL and NCAA; he began his second stint as the Carolina Panthers' running backs coach in 2013. Tim's brother, Kelly, has been in the profession since 1989 and currently coaches running backs for the Oakland Raiders. Kelly was an All-American RB at Fresno State.

## PROMINENT PLAYERS COACHED

### FLORIDA

**RB KELVIN TAYLOR:** Taylor ran for 2,108 yards and 23 touchdowns on 486 carries in his three seasons at UF. As a junior in 2015, he ran for 1,035 yards and 13 touchdowns on 259 carries -- becoming the ninth player in program history to run for more than 1,000 yards in a single season. The Belle Glade, Fla. native entered the NFL Draft after his junior season and was selected by the San Francisco 49ers in the sixth round with the 211th overall pick.

### COLORADO STATE

**LB/DE SHAQUIL BARRETT:** The 2013 Mountain West Defensive Player of the Year and First-Team All-Mountain West selection. Barrett ranked in the top five in the nation in both sacks (12.0) and tackles for loss (20.5), and set a new MW record for tackles for loss with 20.5. His 12 sacks were third-most in CSU's single-season annals. Signed as a free agent with the Denver Broncos.

### FRESNO STATE

**LB TRAVIS BROWN:** Earned all-WAC accolades in both 2010 and '11, and second-team All-Mountain West in 2012.

**LB BEN JACOBS:** Two-time All-WAC selection who signed as a free

agent with the Cleveland Browns.

**RB RYAN MATHEWS:** Led all NCAA freshmen with 14 touchdowns and 6.0 yards per carry, tallying 866 yards on 145 attempts in 2007. He rushed for 606 yards and eight touchdowns as a sophomore despite missing the final five games and most of three others with a knee injury. In his final year he was an All-American who led the nation in rushing in 2009, totaling 1,808 yards (150.7 per game) and 19 touchdowns. He was drafted 12th overall in 2010 by the San Diego Chargers and went on to earn a Pro Bowl berth in 2011.

**RB DWANYE WRIGHT:** The nation's No. 6 rusher (1,462 yards) in 2006 who was a fourth-round pick by the Buffalo Bills in the 2007 NFL Draft.

## NFL PLAYERS (ROUND DRAFTED)

RB Dwayne Wright (4th) / Fresno State '07 / Buffalo Bills  
 RB Clifton Smith (UFA) / Fresno State '08 / Tampa Bay Bucs  
 FB Roshon Vercher (UFA) / Fresno State '08 / Arizona Cardinals  
 RB Ryan Mathews (1st) / Fresno State '10 / San Diego Chargers  
 RB Lonyae Miller (UFA) / Fresno State '10 / Dallas Cowboys  
 LB Chris Carter (5th) / Fresno State '11 / Pittsburgh Steelers  
 LB Ben Jacobs (UFA) / Fresno State '11 / Cleveland Browns  
 LB Kyle Knox (UFA) / Fresno State '12 / Seattle Seahawks  
 LB Shaquil Barrett (UFA) / Colorado State '14 / Denver Broncos  
 LB Cory James (6th) / Colorado State '16 / Oakland Raider  
 RB Kelvin Taylor (6th) / Florida '16 / San Francisco 49ers

## PLAYING CAREER

A four-year starter at Fresno State at middle linebacker from 1997-2000, he earned an appearance on both the 1999 and 2000 watch lists of the Butkus Award, presented annually to the nation's top linebacker. A two-year defensive captain and three-time all-WAC selection, he ranks second in school history with 418 career tackles, including 117 in his first campaign, when he earned freshman All-America recognition. Voted the team's most inspirational player as a senior in 2000.

## PERSONAL INFORMATION

Birth date: April 15, 1978  
 Hometown: New Orleans, La.  
 Education: 2001 / Bachelor's Degree from Fresno State

## BOWL GAMES AS A COACH

2015	Citrus
2014	Las Vegas
2013	New Mexico
2010	Humanitarian
2009	New Mexico
2008	New Mexico
2007	Humanitarian

HISTORY

HONORS

NFL GATORS

RESULTS

RECORD BOOK

LETTERWINNERS

UF ATHLETICS





# MIKE KENT

DIRECTOR OF STRENGTH & CONDITIONING

Mike Kent joined the Florida football staff as the Director of Strength & Conditioning following a three-year stint in the same role at Colorado State under head coach Jim McElwain.

Kent, who trained Darrelle Revis, Jordy Nelson and Deion Branch during their college careers, has 36 years of experience as a coach of football student-athletes, a career that includes 33 years as a highly-respected strength and conditioning instructor. He was recognized in 2013 as Master Strength and Conditioning Coach by the Collegiate Strength and Conditioning Coaches association, which signifies a commitment to student-athletes and the strength and conditioning profession.

Kent joined the Rams in 2012 from Appalachian State, where he'd served two stints (1990-99 and 2009-11) as head of the Mountaineers' strength and conditioning program for all student-athletes.

Including a school-record three Appalachian State players selected in a single draft (three in 2011) and eight total drafted players--counting five during his first stint at App State--Kent has physically and mentally conditioned over 40 future NFL athletes. Included on that list:

- DB Mark LeGree, OL Daniel Kilgore and LB D.J. Smith, all 2011 draft selections (worked with Kent at App State, 2009-10).
- QB Josh Freeman, Pro Bowler/first-round draft selection, Tampa Bay Buccaneers (K-State, 2007-08).
- WR Jordy Nelson, second-round selection, Super Bowl champion, Green Bay Packers (K-State, 2007).
- DB Joshua Moore, fifth-round selection, Chicago Bears

(K-State, 2007-09).

- WR/KR Brandon Banks, two-year starter, Washington Redskins (K-State, 2007-09).
- CB Darrelle Revis, three-time first-team All-Pro, five-time Pro Bowler, first-round selection, N.Y. Jets (Pitt, 2004-06).
- OT Jeff Otah, first-round selection, Carolina Panthers (Pitt, 2004-06).
- LB Clint Session, fourth-round selection, Indianapolis Colts (Pitt, 2004-06).
- QB Dave Ragone, third-round selection, Houston Texans (Louisville, 2000-02).
- WR Deion Branch, Super Bowl MVP, second-round selection, New England Patriots (Louisville, 2000-01).
- DE Dewayne White, second-round selection, Tampa Bay Buccaneers (Louisville, 2000-02).
- LB Dexter Coakley, three-time Pro Bowler, third-round selection, Dallas Cowboys (App State, 1993-96).
- QB Jeff Blake, Pro Bowler, eight-year starter, several teams (East Carolina, 1989-90).
- LB George Koonce, eight-year starter, Super Bowl champion, Green Bay Packers (East Carolina, 1988-90).
- WR Haywood Jeffires, three-time Pro Bowler, first-round selection, Houston Oilers (N.C. State, 1985-86).

#### NFL PLAYERS AT FLORIDA (ROUND DRAFTED)

- LB Jarrad Davis (1st) – Florida '17 – Detroit Lions
- S Marcus Maye (2nd) – Florida '17 – New York Jets
- CB Quincy Wilson (2nd) – Florida '17 – Indianapolis Colts
- CB Jalen "Teez" Tabor (2nd) – Florida '17 – Detroit Lions
- LB Alex Anzalone (3rd) – Florida '17 – New Orleans Saints
- T David Sharpe (4th) – Florida '17 – Oakland Raiders
- DT Caleb Brantley (6th) – Florida '17 – Cleveland Browns
- DT Joey Ivie (7th) – Florida '17 – Dallas Cowboys

- CB Vernon Hargreaves (1st) – Florida '16 – Tampa Bay Buccaneers
- S Keanu Neal (1st) – Florida '16 – Atlanta Falcons
- DL Jon Bullard (3rd) – Florida '16 – Chicago Bears
- LB Antonio Morrison (4th) – Florida '16 – Indianapolis Colts
- DE Alex McCalister (7th) – Florida '16 – Philadelphia Eagles
- WR Demarcus Robinson (4th) – Florida '16 – Kansas City Chiefs
- RB Kelvin Taylor (6th) – Florida '16 – San Francisco 49ers

The 1995 Southern Conference Strength Coach of the Year, Kent in between his tenures at Appalachian State, headed the football team's strength and conditioning program at four Division I universities. He spent three seasons (2007-09) at Kansas State, three years (2004-06) at Pitt, four campaigns (2000-03) at Louisville and one year (1999) at Eastern Kentucky.

Before overseeing the power and speed performances of all student-athletes at Appalachian State (1990-99), he served as assistant director of strength and conditioning at East Carolina from 1998-90.

The head strength coach at Shepherd College in Shepherdstown, W.V. from 1987-88, Kent also coached defensive line for that program. Before that, he laid much of his foundation in the field at North Carolina State, where from 1985-87 he served as graduate assistant, strength coach and assistant defensive line coach.

Kent invested four years into high school athletes, as a strength coach, offensive line coach and social studies teacher at Miramar (Fla.) High School from 1984-85, and as the head wrestling coach, assistant football and track coach, and weight room assistant at East Fairmont (W.V.) High School from 1982-84.

He launched his coaching career as a student-assistant working with defensive ends, and assisting in the weight room, at Fairmont (W.V.) from 1981-82.

A former outside linebacker, Kent played from 1978-79 at Potomac State College in West Virginia, and in 1980 at Fairmont State. A 1982 graduate of Fairmont State, he owns a bachelor's in education and social studies. He also earned a master's in recreation resource administration from N.C. State in 1987.

Kent is married (Deena), and is a member of the National Hot Rod Association. He hails from Parkersburg, W.V.


## FOOTBALL STRENGTH & CONDITIONING STAFF



**Mark Campbell**  
Coordinator



**Rashad Harris**  
Assistant Director



**Duke Lemmens**  
Coordinator




**Reggie McGrew**  
Coordinator

# FOOTBALL SUPPORT STAFF



**Kevin Barbay**  
Director of Player Development



**Hardie Buck**  
Graduate Assistant



**Deidra Church**  
Director of Football Administration



**Chris Coor**  
OPS Assistant



**Mark DeBastiani**  
Quality Control, Defense



**Eric Ellingworth**  
Graduate Assistant



**Joey Galioto**  
Assistant Equipment Manager



**Matt Graham**  
Athletic Equipment Coordinator



**Abigail Gwarjanski**  
Football Administration GA



**Jon Herd-Bond**  
OPS Assistant



**John Herron**  
Director of On Campus Recruiting



**Drew Hughes**  
Director of Player Personnel



**Bret Ingalls**  
Analyst



**Michael Knowles**  
Assistant Director Athletic Equipment



**Diane Lebon**  
OPS Assistant



**Charles Lovett**  
OPS Assistant



**Ryan Madaleno**  
Athletic Trainer



**Jazzmin McCoy**  
Receptionist



**Jeff McGrew**  
Associate Director Athletic Equipment



**Ryan McNamara**  
Quality Control, Defense



**Keith Murphy**  
Quality Control, Special Teams



**Matt Redd**  
Athletic Trainer



**Dave Rogers**  
Director of External Communications



**Nancy Scarborough**  
Executive Assistant



**Ian Scott**  
Graduate Assistant



**Shawnee Sellers**  
Program Assistant



**Paul Silvestri**  
Associate Director of Sports Health



**Rachel Smith**  
OPS Assistant



**Ryan Smith**  
Program Assistant



**Mark St. Felix**  
Graduate Assistant



**Spencer Thomas**  
Athletic Trainer



**George Wynn**  
Assistant A.D., Football Operations

**Non-Pictured Staff**  
Jake McCrae / *Director of External Relations*  
Robb Akey / *Program Assistant*

**Football Video**  
Reuel Joaquin / *Director of Video Services*  
Stan Gilliland / *Assistant Director of Video Production*  
Shane Morgan / *Intern*

**Nutrition**  
Liz Fox / *Director*  
Collier Perno / *Head of Football, Assistant Director*  
Hillary Ake / *Performance Dietitian*  
Shelby Johnson / *Nutrition Assistant*

**Sports Health**  
Dr. Jay Clugston / *Team Physician*  
Dr. Katie Edenfield / *Team Physician*  
Dr. Kevin Farmer / *Team Physician*  
Dr. Mike Moser / *Head Team Physician*  
Dr. Guy Nicolette / *Team Physician*  
Chris Patrick / *Assistant A.D.*  
Ricky Ray / *Massage Therapist*  
Danny Reyes / *Graduate Assistant*  
Tim Shay / *Physical Therapist*  
Susan Tillman / *Physical Therapist*  
Dr. David West / *Chiropractor*

Giorgio Zeppieri / *Physical Therapist*  
**The Hawkins Center (academics)**  
Jeff Guin, Ph.D. / *Senior Associate A.D., Academic Affairs*  
Valerie Flournoy / *Coordinator, Student Development*  
Allison Forrest / *Coordinator, Career Dev.*  
Jackie Hensel / *Coordinator for Student Services*  
Ann Hughes / *Assistant Director for Student Services*  
Tony Meacham / *Assistant Director of Academic Services*

Erin Jones / *Learning Specialist*  
Caleb Sorgius / *Assistant Director, Academic Support*  
Jason Storch, Ph.D. / *Assistant Director of Academic Services*



**ALL-TIME ASSISTANT COACHES**

Acosta, John	1922-25	Franks, Carl	1990-98	Milligan, Mike	1940	Webster, Jim	1974
Adams, Dwight	1979-84	Fulcher, Bill	1970	Mooney, Ottis	1963	Weis, Charlie	2011
Addazio, Steve	2005-10	Fuller, Dave	1947-75	Morand, Elroy	1979	Westbrook, Jack	1968-69
Aldridge, Denny	1979	Fulton, Charles	1972-75	Mullen, Dan	2005-08	White, Brian	2009-14
Amedee, Lynn	1988	Gardner, Jeff	1982	Mullins, Larry	1941	Wickline, Joe	2002-04
Amis, L.W.	1923	Gonzales, Billy	2005-09	Niblack, Jim	1976	Williams, Harold	1940
Anderson, Jerry	1985-93, 2002-04	Gray, Torrian	2016	Nord, Greg	2015-Pres.	Wilson, Barry	1996-97
Andrews, Mickey	1981-82	Green, Jack	1960-62	Norris, Rex	1988-89	Woodford, Mike	2002-03
Atkinson, J.H.	1923-24	Hall, Dale	1952-55	Nussmeier, Doug	2015-Pres.	Yaralian, Zaven	1983-87
Austin, Teryl	2010	Hall, Galen	1984	Odom, Jerry	2001-02	Yon, Everett	1924-25
Azzanni, Zach	2009-10	Hall, Jack	1970-77	Pancoast, Fred	1964-69	Young, Bryant	2011-12
Bailey, Charlie	1985	Hamdan, Bush	2012	Parker, Jim	1978	Zaubrecher, Ed	2002-04
Bates, Jim	1990	Hardage, Lewis	1936-39	Patillo, Pat	1932-33	Zook, Ron	1991-95
Battista, Mush	1946-50	Hatfield, Ken	1971-77	Pease, Brent	2012-13		
Beck, E.C.	1920-22	Haynes, Jimmy	1968-72	Phillips, Joker	2013		
Bedenk, Joe	1928-30	Heater, Chuck	2005-10	Pierson, A.P.	1928		
Bedford, Vance	2008-09	Heimerdinger, Mike	1983-87	Powell, Jim	1958-61	<b>COORDINATORS SINCE 1960</b>	
Bell, Corey	2017-Pres.	Helton, Kim	1973-78	Proctor, Carlos	1933-39	<b>Offense</b>	Doug Nussmeier
Bowyer, Earnest "Goof"	1932-35	Hevesy, John	2005-08	Pruett, Bob	1994-95	2015-Pres.	Kurt Roper
Brannon, Buster	1946-47	Higgins, Nash	1928-30	Quinn, Dan	2011-12	2014	Brent Pease
Breaux, Don	1973-74	Hill, Aubrey	2011	Rauch, John	1952-53	2012-13	Charlie Weis
Broadway, Rod	1995-2000	Hoke, John	1999-2001	Reaves, John	1990-92, 1994	2011	Steve Addazio
Brooks, Dan	1985-87	Holland, Lawson	1995-2001	Reed, Lambert	1975-77	2009-10	Dan Mullen
Brown, Don	1962-78	Holliday, John "Doc"	2005-07	Robinson, Harvey	1955-59	2005-08	Dan Mullen
Broyles, Frank	1950	Holsinger, Joe	1928-32	Robinson, Travaris	2011-14	2004	Larry Fedora
Bugar, Mike	1980-82	Hooser, Hobe	1950-59	Rodgers, Pepper	1960-64	2002-03	Ed Zaubrecher
Callahan, Kirk	2015	Hunley, Ricky	2001	Rodgers, Pepper	1960-64	1990-2001	Steve Spurrier
Cara, Mac	1954-59	Hunt, John	1999-2001	Roper, Kurt	2014	1989	Whitey Jordan
Carr, Bill	1972-74	Hutzler, Coleman	2014	Rudgers, Jim	1981	1988	Lynn Amedee
Carter, Kenny	2008-09	Infante, Lindy	1968-71	Rumph, Chris	2015-Pres.	1984	Galen Hall
Cawthon, Rainey	1932-36	Jenkins, Pete	1979	Ryder, I. E.	1922-23	1980-83	Mike Shanahan
Choate, Jeff	2013	Jones, Dick	1952-59	Sanders, Bob	1990-2000	1970-77	Jimmy Dunn
Clemons, Ben	1932-35	Jones, Jack	1971	Sanders, Red	1939	1969	Fred Pancoast
Coleman, Tonto	1950-51	Jordan, Whitey	1989	Sauer, John	1950-51	1965-68	Ed Kensler
Collins, Geoff	2015-16	Kendrick, Vince	1980-83	Scarborough, Earl	1957-60	1962-64	Pepper Rodgers
Collins, Jim	1990-2001	Kensler, Edward	1964-69	Sebring, Tom	1924-25	<b>Defense</b>	
Coughlin, Dan	1983-87	Kinard, Billy	1964-67	Seider, Ja'Juan	2017-Pres.	2017-Pres.	Randy Shannon
Cowell, Warren	1928-32	Kines, Joe	1979-84	Severin, Paul	1946-49	2015-16	Geoff Collins
Cubit, Bill	1989	King, Jim	1979-80	Shanahan, Mike	1980-83	2013-14	D.J. Durkin
Daniels, Jack	1940-41	Kirksey, Larry	1984-88	Shannon, Randy	2015-Pres.	2011-12	Dan Quinn
Darnell, Gary	1988-89	Knotts, Doug	1970-78	Shoemaker, Perron	1949	2010	Teryl Austin
Davis, Brad	2017-Pres.	Kokemoor, Roy	1988-89	Skipper, Tim	2015-Pres.	2003-09	Charlie Strong*
Davis, Tim	2012-13	Lavin, Chuck	1933	Slowik, Bob	1980-82	2005-07	Greg Mattison*
Deal, Don	1970-72	Lawing, Brad	2013-14	Smith, Charles "Rabbit"	1964-69	2002	John Thompson
Dellastatious, Bill	1951-52	Leak, Chris	2014	Smith, Ty	1983-87	1999-2001	Jon Hoke
Dermondy, Orville	1941	Lewis, Derek	2011-14	Spurrier, Steve	1978	1996-98	Bob Stoops
Dickey, Jim	1986-89	Locksley, Mike	2003-04	Spurrier Jr., Steve	1998	1994-95	Bob Pruett
Dicks, Wesley	1979	Loeffler, Scot	2009-10	Stanley, Dutch	1936-39	1991-93	Ron Zook
Disch, Dan	2004	Lyle, Charlie	1978-80	Stephens, Jimmy Ray	1993-2001	1990	Jim Bates
Dixon, Dwayne	1990-2004	Lyle, Sam	1959	Stoops, Bob	1996-98	1988-89	Gary Darnell
Dixon, Kerry	2015-Pres.	Maggio, Phil	1980-89	Strong, Charlie	1988-89, 1991-94, 2003-09	1986-87	Zaven Yaralian
Dixon, Rand	1936-37	Marcum, Tim	1990	Summers, Mike	2014-16	1985	Charlie Bailey
Donaldson, John	1960-63	Mattison, Greg	2005-07	Talbot, Randy	1978	1981-84	Joe Kines
Drayton, Stan	2005-07, 2010	Mauer, John	1951-60	Tate, Charlie	1956	1970-78	Doug Knotts
Dunn, Jimmy	1960-63, 1970-77	McCallister, Sam	1938-42, 1946-50	Teevens, Buddy	1999-2000	1963-69	Gene Ellenson
Dupree, Sterling	1948-49, 1961-63	McCarney, Dan	2008-10	Thompson, Jack	1966-78	1960-62	Jack Green
Durkin, D.J.	2010-14	McGeorge, Rich	1990-92	Thompson, John	2002		
Eibner, John	1950-57, 1960-65	McGowan, Bubba	1965-70	Tolbert, Tyke	2002		
Ellenson, Eugene	1960-69	McGraw, Sonny	1979-82	Trammell, Allen	1972-77		
Farrior Sr., Rex	1917	McGriff, Lee	1978-82	Travis, Larry	1964-67		
Fedora, Larry	2002-04	McKinney, George	1970	Twomey, Ted	1946-49		
Foldberg, Hank	1952-59	Miller, Bill	2003-04	Van Fleet, James A.	1922-23		
				Verducci, Frank	2011		

\*Co-Coordinator in 2005-07



Freshman / 5-11 / 221

# BRENDAN ACKERMAN

Linebacker / Ocala, Fla. / Forest HS

Joined the team as a walk-on in the Summer of 2017. Father, Brady, is in his eighth season calling Florida football games on The Gator IMG Sports Network, & was a running back for the Gators from 1988-1992.



Redshirt Sophomore / 6-5 / 262

# LUKE ANCRUM

Defensive Line / Sebring, Fla. / Sebring HS

2016: Appeared in seven games throughout the season... Totaled three tackles on three separate occasions... Recorded one tackle in his collegiate debut against UMass... 2015: Did not see any game action and redshirted.

**PRIOR TO FLORIDA:** Played in the FACA North-South All-Star Game at the Villages in December...Had 32 total tackles, including 23 solo in high school... Played for Coach LaVaar Scott...Also a basketball player in high school.

DEFENSE	G	UA	A	Total	TFL	Yds	Sacks	Yds	PD	FF	FR	QBH	INT
2016	7	0	3	3	0	0	0	0	0	0	0	0	0
<b>TOTAL</b>	<b>7</b>	<b>0</b>	<b>3</b>	<b>3</b>	<b>0</b>	<b>0</b>	<b>0</b>	<b>0</b>	<b>0</b>	<b>0</b>	<b>0</b>	<b>0</b>	<b>0</b>

Date	Opponent	Solo	Ast	Tackles	TFL-Yds	Sk-Yds	FF	FR-Yds	Int-Yds	QBH	PBU
9/3/2016	UMASS	0	1	1	0.0-0	0.0-0	0	0-0	0-0	0	0
9/10/2016	KENTUCKY	0	0	0	0.0-0	0.0-0	0	0-0	0-0	0	0
9/17/2016	NORTH TEXAS	0	1	1	0.0-0	0.0-0	0	0-0	0-0	0	0
10/15/2016	MISSOURI	0	1	1	0.0-0	0.0-0	0	0-0	0-0	0	0
11/5/2016	at Arkansas	0	0	0	0.0-0	0.0-0	0	0-0	0-0	0	0
11/12/2016	SOUTH CAROLINA	0	0	0	0.0-0	0.0-0	0	0-0	0-0	0	0
1/2/2017	vs. Iowa	0	0	0	0.0-0	0.0-0	0	0-0	0-0	0	0
	<b>Totals</b>	<b>0</b>	<b>3</b>	<b>3</b>	<b>0.0-0</b>	<b>0.0-0</b>	<b>0</b>	<b>0-0</b>	<b>0-0</b>	<b>0</b>	<b>0</b>



Senior / 6-7 / 352

# MARCEL BENALCAZAR

Offensive Line / Miramar, Fla. / Archbishop McCarthy HS / FSU

Did not play in 2016... Rejoined the team in January 2017... 2015: Did not appear in a game...Joined the Gator football team in the summer of 2015...Transferred from Florida State where he previously walked on to the football team.




Redshirt Freshman / 6-3 / 275

# DALLAS BRUCH

Offensive Line / Clearwater, Fla./Clearwater Central Catholic HS

2016: Did not see any game action... Joined the team as a walk-on in the summer of 2016.



Redshirt Junior / 6-5 / 293

# TAVEN BRYAN

Defensive Line / Casper, Wyo. / Natrona County HS

2016: Appeared in all 13 games throughout the season and started two... Totaled 17 tackles, three tackles-for-loss, one sack, two quarterback hurries and one pass breakup... Led the team with two forced fumbles and two fumble recoveries... Recorded a career-high four tackles at Arkansas and registered his lone sack of the season against South Carolina... 2015: Played in 12 games and started at defensive tackle in UF's victory over Ole Miss...Totaled 10 tackles with 1.5 tackles-for-loss...Had two quarterback hurries...Recovered a fumble and returned it 48 yards against Florida Atlantic...Posted multiple tackles against Ole Miss and Vanderbilt...2014: Did not see any game action and redshirted.

**PRIOR TO FLORIDA:** Unanimously selected as the 2013 Conference Defensive Player of the Year...Named to the All-State First Team on both the defensive line and the offensive line and to the All-Conference First Team on the offensive line as a high school senior... Honored with the 2013 Natrona County Iron Man award...Helped lead Natrona County to a 41-6 record in his final three seasons, including back-to-back state titles in 2012 and 2013...Chose Florida over Colorado, Colorado State, Nebraska, Oregon, Tennessee, Washington, Washington State and Wyoming...Coached by Steve Harshman.

DEFENSE	G	UA	A	Total	TFL	Yds	Sacks	Yds	PD	FF	FR	QBH	INT
2015	0	0	0	0	0	0	0	0	0	0	0	0	0
2016	7	0	3	3	0	0	0	0	0	0	0	0	0
<b>TOTAL</b>	<b>7</b>	<b>0</b>	<b>3</b>	<b>3</b>	<b>0</b>	<b>0</b>	<b>0</b>	<b>0</b>	<b>0</b>	<b>0</b>	<b>0</b>	<b>0</b>	<b>0</b>

Date	Opponent	Solo	Ast	Tackles	TFL-Yds	Sk-Yds	FF	FR-Yds	Int-Yds	QBH	PBU
9/3/2016	UMASS	0	0	0	0.0-0	0.0-0	0	0-0	0-0	0	0
9/10/2016	KENTUCKY	0	0	0	0.0-0	0.0-0	0	1-0	0-0	0	0
9/17/2016	NORTH TEXAS	1	1	2	0.0-0	0.0-0	0	0-0	0-0	0	0
9/24/2016	at Tennessee	0	1	1	0.0-0	0.0-0	0	0-0	0-0	0	0
10/1/2016	at Vanderbilt	0	0	0	0.0-0	0.0-0	0	0-0	0-0	0	0
10/15/2016	MISSOURI	0	1	1	0.0-0	0.0-0	0	0-0	0-0	1	0
10/29/2016	vs. Georgia	0	0	0	0.0-0	0.0-0	0	0-0	0-0	1	0
11/5/2016	at Arkansas	3	1	4	0.5-1	0.0-0	0	0-0	0-0	0	0
11/12/2016	SOUTH CAROLINA	1	1	2	1.5-7	1.0-7	1	1-0	0-0	0	0
11/19/2016	at LSU	1	1	2	0.0-0	0.0-0	1	0-0	0-0	0	1
11/26/2016	at FSU	0	2	2	0.0-0	0.0-0	0	0-0	0-0	0	0
12/3/2017	vs. Alabama	1	0	1	0.0-0	0.0-0	0	0-0	0-0	0	0
1/2/2017	vs. Iowa	2	0	2	1.0-2	0.0-0	0	0-0	0-0	0	0
	<b>Totals</b>	<b>9</b>	<b>8</b>	<b>17</b>	<b>3.0-10</b>	<b>1.0-7</b>	<b>2</b>	<b>2-0</b>	<b>0-0</b>	<b>2</b>	<b>1</b>

Date	Opponent	Solo	Ast	Tackles	TFL-Yds	Sk-Yds	FF	FR-Yds	Int-Yds	QBH	PBU
9/5/2015	NEW MEXICO ST.	0	0	0	0.0-0	0.0-0	0	0-0	0-0	0	0
9/12/2015	EAST CAROLINA	1	0	1	0.0-0	0.0-0	0	0-0	0-0	0	0
9/19/2015	at Kentucky	0	1	1	0.5-1	0.0-0	0	0-0	0-0	0	0
9/26/2015	TENNESSEE	0	1	1	0.0-0	0.0-0	0	0-0	0-0	0	0
10/3/2015	OLE MISS	0	2	2	1.0-7	0.5-6	0	0-0	0-0	1	0
10/10/2015	at Missouri	0	0	0	0.0-0	0.0-0	0	0-0	0-0	1	0
10/17/2015	at LSU	0	0	0	0.0-0	0.0-0	0	0-0	0-0	0	0
10/31/2015	vs Georgia	0	0	0	0.0-0	0.0-0	0	0-0	0-0	0	0
11/7/2015	VANDERBILT	0	2	2	0.0-0	0.0-0	0	0-0	0-0	0	0
11/14/2015	at South Carolina	1	0	1	0.0-0	0.0-0	0	0-0	0-0	0	0

(continued on next page)



11/21/2015	FLORIDA ATLANTIC	1	0	1	0.0-0	0.0-0	0	1-48	0-0	0	0
1/1/2016	vs Michigan	0	1	1	0.0-0	0.0-0	0	0-0	0-0	0	0
<b>Totals</b>		<b>3</b>	<b>7</b>	<b>10</b>	<b>1.5-8</b>	<b>0.5-6</b>	<b>0</b>	<b>1-48</b>	<b>0-0</b>	<b>2</b>	<b>0</b>



*Redshirt Sophomore / 6-2 / 301*

**NICK BUCHANAN** 66

*Offensive Line / Dunwoody, Ga. / Dunwoody HS*

**2016:** Played in just two games as a reserve offensive lineman... Saw action in his first career game in UF's SEC opener against Kentucky... Also played against North Texas... **2015:** Did not see any game action and redshirted.

**PRIOR TO FLORIDA:** A 2014 Class AAAAA All-State Honorable Mention selection... Played both sides of the ball in high school... Played for Coach Jim Showfety.



*Redshirt Freshman / 5-9 / 174*

**McARTHUR BURNETT** 21

*Defensive Back / Pahokee, Fla. / Pahokee HS*

**2016:** Did not appear in any games and redshirted.

**PRIOR TO FLORIDA:** Named Class 1A First Team All-State in 2015 as a senior... Led his team to a 9-3 record as a senior... Played for Coach Alphonso Smith Jr. (former NFL player) in 2015, Darren Hill in 2014, and Blaze Thompson in 2013 and 2012.



*Junior / 5-11 / 197*

**ANTONIO CALLAWAY** 81

*Wide Receiver / Miami, Fla. / Booker T. Washington HS*

**2016:** Appeared in 12 games and started 11... Following his rushing touchdown against Georgia and a kickoff return touchdown against Missouri, Callaway became the first player in school history and 21st FBS player since 1996 to score a rushing, receiving, passing, punt return, and kickoff return touchdown in a career, and the list of the previous 20 players includes the likes of NFL stars Antonio Brown, Reggie Bush, Kevin Faulk, Ted Ginn Jr., T.Y. Hilton, Deuce McAllister, and C.J. Spiller... He became the seventh Gator since 1996 to score a receiving, rushing, and passing touchdown in a career... Of those seven, only Callaway and Jacquez Green also scored a punt return touchdown in their careers... With seven receptions against Iowa in the Outback Bowl, he recorded 89 total catches during his first two seasons in Gainesville; only Jabar Gaffney (138) and Percy Harvin (93) caught more in their first two seasons at UF since 1996... After going over 1,000 receiving yards during Florida's game at Tennessee, Callaway became the third-fastest player in program history to accomplish that milestone, doing so in just 17 games... In that game against UT, Callaway racked up 134 receiving yards on just four catches, making him one of eight players in the country and one of two SEC players in 2016 to amass 134-plus receiving yards against a Power Five opponent on four or fewer catches... In addition, the only other Gators to post 130-plus receiving yards on four or fewer catches since 1996 are Demarcus Robinson (2014 vs. Eastern Kentucky) and Andre Debose (2011 vs. Furman)... Became the fourth Gator since 2003 to log multiple games of 125-plus receiving yards in a season... Of the four, only Callaway and Dallas Baker (2006) had at

least two such games against SEC opponents... Became the first Gator since 2009 with five-plus receptions and 70-plus yards in three straight games (2016 Citrus Bowl, first two games of 2016)... Notched his first-career kickoff return for a touchdown against Missouri with a 44-yard return... With his two-punt return touchdowns in 2015 and his kickoff return in 2016, Debose (2011-14; 5), Brandon James (2006-09; 5) and Jacquez Green (1996-97; 4) are the only players with more than three kickoff/punt return touchdowns in program history... In addition, Green (1996-97; 4) is the only Gator with four return touchdowns in a two-year span where Callaway is tied with Debose and James with three during a two-year period... Named as a Third Team All-SEC wide receiver by Athlon Sports... **2015:** Appeared in 14 games, starting 13... Named to CBS Sports First Team All-America as a punt returner... Named Freshman First Team All-America by the Sporting News and Pro Football Focus... SI.com Honorable Mention All-America... PFF First Team All-SEC... Gridiron Now Second Team All-SEC... Gridiron Now Freshman All-SEC... SEC Freshman of the Week (Tennessee) as he became the third true freshman in Gator history to record a 100-yard receiving... Hauled in five catches for a career-high 112 receiving yards against UT and caught the go-ahead 64-yard touchdown reception on fourth and 14 to give Florida the fourth-quarter comeback victory... Was the only FBS player with at least 345 punt return yards and 480 receiving yards in 2015... The third FBS player and only true freshman since 2008 to amass 435-plus punt return yards and 675-plus receiving yards in a season... Joined Oklahoma's Ryan Broyles (2009) and Central Michigan's Antonio Brown (2008) as the only underclassmen since 2008 with 400-plus punt return yards and 675-plus receiving yards in a season... Became the first true freshman in UF history and one of only six SEC true freshmen (Amari Cooper, Alshon Jeffery, Julio Jones, Christian Kirk, Calvin Ridley) since 2006 to post three 100-yard receiving games... His 678 receiving yards broke UF's true freshman record previously held by Reidel Anthony (615 yards in 1994)... Returned two punts for touchdowns (LSU, Alabama)... Recorded a team-high 1,211 all-purpose yards on 69 plays averaged out to 17.6 yards per play, the fourth-highest mark in UF history and best ever by a Gator freshman (min. 60 plays).

**PRIOR TO FLORIDA:** Named 2014 Class 4A All-State First Team... Helped Booker T. Washington to the 2014 Class 4A state title and a combined 15-0 record his senior season... Named to the 2014 All-Dade County First Team... Had 31 catches for 818 yards and 7 touchdowns in seven games as a senior... Played for Coach Tim Harris, Jr.

	RUSHING	G	Att	Yds	TD	Lg	Avg/R	Avg/G
2015		14	3	19	0	9	6.3	1.4
2016		12	5	32	1	24	6.4	2.7
<b>TOTAL</b>		<b>26</b>	<b>8</b>	<b>51</b>	<b>1</b>	<b>24</b>	<b>6.4</b>	<b>2.0</b>

	PASSING	G	Att	Cmp	Int	Yds	TD	Lg	Pct	Effic
2015		14	1	1	0	2	1	2	100.0	446.8
2016		12	0	0	0	0	0	0	0.0	0.0
<b>TOTAL</b>		<b>26</b>	<b>1</b>	<b>1</b>	<b>0</b>	<b>2</b>	<b>1</b>	<b>2</b>	<b>100.0</b>	<b>446.8</b>

	RECEIVING	G	Rec	Yds	TD	Lg	Rec/G	Avg/C	Avg/G
2015		14	35	678	4	66	2.5	19.4	48.4
2016		12	54	721	3	78	4.5	13.4	60.1
<b>TOTAL</b>		<b>16</b>	<b>89</b>	<b>1399</b>	<b>7</b>	<b>78</b>	<b>3.4</b>	<b>15.7</b>	<b>53.8</b>

	PUNT RET	G	No.	Yds	TD	Lg	Avg/R	Avg/G
2015		14	28	435	2	85	15.5	31.1
2016		12	26	218	0	39	8.4	18.2
<b>TOTAL</b>		<b>26</b>	<b>54</b>	<b>653</b>	<b>2</b>	<b>85</b>	<b>12.1</b>	<b>35.1</b>

*(Continued on next page)*

KICK RET	G	No.	Yds	TD	Lg	Avg/R	Avg/G
2015	14	3	79	0	37	26.3	5.6
2016	12	3	97	1	44	32.3	8.1
<b>TOTAL</b>	<b>26</b>	<b>6</b>	<b>176</b>	<b>1</b>	<b>44</b>	<b>29.3</b>	<b>6.8</b>

Date	Opponent	Rushing				Receiving			
		No.	Yds	TD	Lg	No.	Yds	TD	Lg
9/3/2016	UMASS	0	0	0	0	8	72	1	13
9/10/2016	KENTUCKY	0	0	0	0	0	129	1	78
9/24/2016	at Tennessee	0	0	0	0	1	134	0	51
10/1/2016	at Vanderbilt	0	0	0	0	5	36	0	20
10/15/2016	MISSOURI	0	0	0	0	3	28	0	13
10/29/2016	vs. Georgia	1	4	1	4	1	42	0	21
11/5/2016	at Arkansas	0	0	0	0	3	44	0	14
11/12/2016	SOUTH CAROLINA	0	0	0	0	3	48	0	19
11/19/2016	at LSU	0	0	0	0	1	12	0	15
11/26/2016	@ Florida State	1	24	0	24	5	58	0	22
12/3/2016	vs. Alabama	2	-2	0	0	2	63	1	24
1/2/2016	vs. Iowa	1	6	0	6	7	55	0	34
<b>Totals</b>		<b>5</b>	<b>32</b>	<b>1</b>	<b>24</b>	<b>54</b>	<b>721</b>	<b>3</b>	<b>78</b>

Date	Opponent	Kick Returns				Punt Returns				All	
		No	Yds	TD	Lg	No	Yds	TD	Lg	Purp	
9/3/2016	UMASS	1	32	0	32	4	33	0	17	137	
9/10/2016	KENTUCKY	1	21	0	21	2	3	0	3	153	
9/24/2016	at Tennessee	0	0	0	0	1	0	0	0	134	
10/1/2016	at Vanderbilt	0	0	0	0	2	-4	0	2	32	
10/15/2016	MISSOURI	1	44	1	44	5	8	0	10	80	
10/29/2016	vs. Georgia	0	0	0	0	3	10	0	8	56	
11/5/2016	at Arkansas	0	0	0	0	2	25	0	25	69	
11/12/2016	SOUTH CAROLINA	0	0	0	0	4	100	0	39	148	
11/19/2016	at LSU	0	0	0	0	0	0	0	0	12	
11/26/2016	@ Florida State	0	0	0	0	1	2	0	2	84	
12/3/2016	vs. Alabama	0	0	0	0	0	0	0	0	61	
1/2/2016	vs. Iowa	0	0	0	0	2	41	0	21	102	
<b>Totals</b>		<b>3</b>	<b>97</b>	<b>1</b>	<b>44</b>	<b>26</b>	<b>218</b>	<b>0</b>	<b>39</b>	<b>1068</b>	

Date	Opponent	Rushing				Receiving			
		No.	Yds	TD	Lg	No.	Yds	TD	Lg
9/5/2015	NEW MEXICO ST.	1	8	0	8	3	26	0	23
9/12/2015	EAST CAROLINA	0	0	0	0	0	0	0	0
9/19/2015	at Kentucky	1	9	0	9	1	34	0	34
9/26/2015	TENNESSEE	0	0	0	0	5	112	1	63
10/3/2015	OLE MISS	0	0	0	0	3	30	1	15
10/10/2015	at Missouri	0	0	0	0	1	6	0	6
10/17/2015	at LSU	0	0	0	0	3	100	0	48
10/31/2015	vs Georgia	0	0	0	0	3	110	1	66
11/7/2015	VANDERBILT	0	0	0	0	1	11	0	11
11/14/2015	at South Carolina	0	0	0	0	5	60	0	26
11/21/2015	FLORIDA ATLANTIC	1	2	0	2	2	52	1	53
11/28/2015	FLORIDA STATE	0	0	0	0	2	16	0	11
12/5/2015	vs Alabama	0	0	0	0	1	46	0	46
1/1/2016	vs Michigan	0	0	0	0	5	75	0	27
<b>Totals</b>		<b>3</b>	<b>19</b>	<b>0</b>	<b>9</b>	<b>35</b>	<b>678</b>	<b>4</b>	<b>66</b>

Date	Opponent	Kick Returns		Punt Returns				All		
		No	Yds	TD	Lg	No	Yds	TD	Lg	Purp
9/5/2015	NEW MEXICO ST.	0	0	0	0	1	19	0	19	53
9/12/2015	EAST CAROLINA	0	0	0	0	2	6	0	6	6
9/19/2015	at Kentucky	0	0	0	0	1	37	0	37	80
9/26/2015	TENNESSEE	0	0	0	0	4	30	0	12	142
10/3/2015	OLE MISS	0	0	0	0	2	7	0	8	37
10/10/2015	at Missouri	0	0	0	0	1	6	0	6	12
10/17/2015	at LSU	0	0	0	0	1	72	1	72	172
10/31/2015	vs Georgia	0	0	0	0	1	1	0	1	111
11/7/2015	VANDERBILT	0	0	0	0	7	110	0	28	121
11/14/2015	at South Carolina	0	0	0	0	0	0	0	0	60
11/21/2015	FLORIDA ATLANTIC	0	0	0	0	3	55	0	52	109
11/28/2015	FLORIDA STATE	0	0	0	0	2	8	0	5	24
12/5/2015	vs Alabama	0	0	0	0	3	84	1	85	130
1/1/2016	vs Michigan	3	79	0	37	0	0	0	0	154
<b>Totals</b>		<b>3</b>	<b>79</b>	<b>0</b>	<b>37</b>	<b>28</b>	<b>435</b>	<b>2</b>	<b>85</b>	<b>1211</b>



Redshirt Junior / 6-2 / 319

**KHAIRI CLARK**

54

Defensive Line / Hollywood, Fla. / Chaminade-Madonna School

**2016:** Appeared in 13 games and started three... Totaled 16 tackles, one tackle-for-loss and one sack... Named to the SEC Academic Honor Roll... **2015:** Played in all 14 games and started at nose tackle in UF's victory over Florida Atlantic... Notched a career-high seven tackles and recorded his first career pass breakup and sack against FAU... Totaled 16 tackles on the season... Named to the SEC Academic Honor Roll... **2014:** Did not see any game action and redshirted... Named the Defensive Scout Team Player of the Week for Eastern Michigan.

**PRIOR TO FLORIDA:** Was a 2014 U.S. Army All-American Bowl selection... Logged two assisted tackles and 0.5 tackle for loss in the game... An explosive big man who helped lead his Chaminade-Madonna Prep team to the FHSAA Class 3A Regional Semifinals... Recorded 45 tackles and six sacks during his senior year... As a junior, he accumulated an impressive 60 tackles, with nine sacks and one interception... Also recorded 60 tackles and eight sacks as a sophomore... Chose Florida over Alabama, Clemson, Florida State, Georgia, LSU, Miami and Ohio State... Coached by Marcelo Rodriguez.

DEFENSE	G	UA	A	Total	TFL	Yds	Sacks	Yds	PD	FF	FR	QBH	INT
2014	0	0	0	0	0	0	0	0	0	0	0	0	0
2015	13	4	12	16	1.0	5	1.0	3	1	0	0	0	0
2016	13	4	12	16	1.0	5	1.0	5	0	0	0	0	0
<b>TOTAL</b>	<b>26</b>	<b>8</b>	<b>24</b>	<b>32</b>	<b>2</b>	<b>8</b>	<b>2.0</b>	<b>8</b>	<b>1</b>	<b>0</b>	<b>0</b>	<b>0</b>	<b>0</b>

(continued on next page)



Date	Opponent	Solo	Ast	Tackles	TFL-Yds	Sk-Yds	FF	FR-Yds	Int-Yds	QBH	PBU
9/3/2016	UMASS	0	1	1	0.0-0	0.0-0	0	0-0	0-0	0	0
9/10/2016	KENTUCKY	1	1	2	0.0-0	0.0-0	0	0-0	0-0	0	0
9/17/2016	NORTH TEXAS	0	0	0	0.0-0	0.0-0	0	0-0	0-0	0	0
9/24/2016	at Tennessee	0	0	0	0.0-0	0.0-0	0	0-0	0-0	0	0
10/1/2016	at Vanderbilt	1	0	1	0.0-0	0.0-0	0	0-0	0-0	0	0
10/15/2016	MISSOURI	0	3	3	0.0-0	0.0-0	0	0-0	0-0	0	0
10/29/2016	vs Georgia	0	1	1	0.5-2	0.5-2	0	0-0	0-0	0	0
11/5/2016	at Arkansas	0	1	1	0.0-0	0.0-0	0	0-0	0-0	0	0
11/12/2016	SOUTH CAROLINA	0	2	2	0.5-3	0.5-3	0	0-0	0-0	0	0
11/19/2016	at LSU	0	1	1	0.0-0	1.0-6	0	0-0	0-0	0	0
11/26/2016	at Florida State	0	1	1	0.0-0	0.0-0	0	0-0	0-0	0	0
12/3/2016	vs Alabama	0	0	0	0.0-0	1.0-10	0	0-0	0-0	0	0
1/2/2017	vs Iowa	2	1	3	0.0-0	0.0-0	0	0-0	0-0	0	0
<b>Totals</b>		<b>4</b>	<b>12</b>	<b>16</b>	<b>1.0-5</b>	<b>1.0-5</b>	<b>0</b>	<b>0-0</b>	<b>0-0</b>	<b>0</b>	<b>0</b>

Date	Opponent	Solo	Ast	Tackles	TFL-Yds	Sk-Yds	FF	FR-Yds	Int-Yds	QBH	PBU
9/5/2015	NEW MEXICO ST.	0	0	0	0.0-0	0.0-0	0	0-0	0-0	0	0
9/12/2015	EAST CAROLINA	1	0	1	0.0-0	0.0-0	0	0-0	0-0	0	0
9/26/2015	TENNESSEE	0	0	0	0.0-0	0.0-0	0	0-0	0-0	0	0
10/3/2015	OLE MISS	0	0	0	0.0-0	0.0-0	0	0-0	0-0	0	0
10/10/2015	at Missouri	1	0	1	0.0-0	0.0-0	0	0-0	0-0	0	0
10/17/2015	at LSU	0	1	1	0.0-0	0.0-0	0	0-0	0-0	0	0
10/31/2015	vs Georgia	0	0	0	0.0-0	0.0-0	0	0-0	0-0	0	0
11/7/2015	VANDERBILT	0	1	1	0.0-0	0.0-0	0	0-0	0-0	0	0
11/14/2015	at South Carolina	1	1	2	0.0-0	0.0-0	0	0-0	0-0	0	0
11/21/2015	FLORIDA ATLANTIC	1	6	7	1.0-3	1.0-3	0	0-0	0-0	0	1
11/28/2015	FLORIDA STATE	0	0	0	0.0-0	0.0-0	0	0-0	0-0	0	0
12/5/2015	vs Alabama	0	2	2	0.0-0	0.0-0	0	0-0	0-0	0	0
1/1/2016	vs Michigan	0	1	1	0.0-0	0.0-0	0	0-0	0-0	0	0
<b>Totals</b>		<b>4</b>	<b>12</b>	<b>16</b>	<b>1.0-3</b>	<b>1.0-3</b>	<b>0</b>	<b>0-0</b>	<b>0-0</b>	<b>0</b>	<b>1</b>



*Sophomore / 6-3 / 220*  
**ANTONNEOUS CLAYTON** 90  
*Defensive Line / Vienna, Ga. / Dooly County HS*

**2016:** Appeared in five games... Totaled three tackles, three quarterback hurries and one recovered fumble... Played in his first-career game at Vanderbilt where he recovered that fumble... Suffered a season-ending injury prior to the UF's game at Florida State.

**PRIOR TO FLORIDA:** Played in the 2016 Under Armour All-America Game in Orlando... Named 2015 Georgia Class A First Team All-State... Senior Season: 77 tackles (68 solo), 27 tackles-for-loss, 13 qb hurries, nine sacks, 1 forced fumble, one fumble recovery... Played for Coach Jimmy Hughes.

DEFENSE	G	UA	A	Total	TFL	Yds	Sacks	Yds	PD	FF	FR	QBH	INT
2016	5	0	3	3	0	0	0	0	0	0	1	3	0
<b>TOTAL</b>	<b>5</b>	<b>0</b>	<b>3</b>	<b>3</b>	<b>0</b>	<b>0</b>	<b>0</b>	<b>0</b>	<b>0</b>	<b>0</b>	<b>1</b>	<b>3</b>	<b>0</b>

Date	Opponent	Solo	Ast	Tackles	TFL-Yds	Sk-Yds	FF	FR-Yds	Int-Yds	QBH	PBU
10/1/2016	at Vanderbilt	0	0	0	0.0-0	0.0-0	0	1-0	0-0	0	0
10/15/2016	MISSOURI	0	2	2	0.0-0	0.0-0	0	0-0	0-0	2	0
10/29/2016	vs Georgia	0	0	0	0.0-0	0.5-2	0	0-0	0-0	1	0
11/5/2016	at Arkansas	0	0	0	0.0-0	0.0-0	0	0-0	0-0	0	0
11/12/2016	SOUTH CAROLINA	0	1	1	1.0-5	0.5-3	0	0-0	0-0	0	0
<b>Totals</b>		<b>0</b>	<b>3</b>	<b>3</b>	<b>1.0-5</b>	<b>3.0-25</b>	<b>0</b>	<b>1-0</b>	<b>0-0</b>	<b>3</b>	<b>0</b>



*Sophomore / 6-2 / 196*  
**TYRIE CLEVELAND** 89  
*Wide Receiver / Houston, Texas / Westfield HS*

**2016:** Appeared in 11 games and started four, including two of Florida's last three contests... Totaled 14 catches for 298 yards and two touchdowns on the season... With players who had at least 10 receptions, he led the team with a 21.3 yards per catch average... Recorded his first-career reception at Tennessee and his first-career touchdown in Florida's blowout win over Missouri... Named SEC Freshman of the Week following a breakout performance at LSU... During that game, he totaled three catches for 124 yards and a touchdown... With his 124-yard performance, Cleveland became just the third true freshman in program history to have a 100-yard receiving game (Reidel Anthony, 1994 & Antonio Callaway, 2015)... The touchdown came on a 98-yard pass from quarterback Austin Appleby with 8:57 left in the 3rd quarter... That play ranks as the second longest touchdown passing play in UF history, as the longest was a 99-yard touchdown pass from Cris Collinsworth to Derrick Gaffney against Rice in 1977... However, the 98-yard touchdown does stand as the longest touchdown passing play against an SEC opponent, as it surpassed the 96-yard touchdown pass Kerwin Bell completed to Ricky Nattiel against Georgia in 1984... In addition, Cleveland's reception stands as the longest play by a true freshman in UF history and the longest play by a visiting team in Tiger Stadium.

**PRIOR TO FLORIDA:** Played in the 2016 Under Armour All-America Game in Orlando... Senior Season: Caught 46 passes for 982 yards (21.3 avg) and scored 14 receiving touchdowns; also had a punt return score and two kickoff return touchdowns... Junior Season: Totaled 1,109 yards on 53 catches (20.9 avg) and scored 13 touchdowns... Played for Coach Matt Meekins.

RECEIVING	G	Rec	Yds	TD	Lg	Rec/G	Avg/C	Avg/G
2016	11	14	298	2	98	1.3	21.3	27.1
<b>TOTAL</b>	<b>11</b>	<b>14</b>	<b>298</b>	<b>2</b>	<b>98</b>	<b>1.3</b>	<b>21.3</b>	<b>27.1</b>

Receiving					
Date	Opponent	No.	Yds	TD	Lg
9/10/2016	KENTUCKY	0	0	0	0
9/24/2016	at Tennessee	1	36	0	36
10/1/2016	at Vanderbilt	2	9	0	6
10/15/2016	MISSOURI	3	79	1	46
10/29/2016	vs. Georgia	1	13	0	13
11/5/2016	at Arkansas	1	2	0	2
11/12/2016	SOUTH CAROLINA	0	0	0	0
11/19/2016	at LSU	3	124	1	98
11/26/2016	@ Florida State	2	19	0	14
12/3/2016	vs. Alabama	0	0	0	0
1/2/2016	vs. Iowa	1	16	0	16
<b>Totals</b>		<b>14</b>	<b>298</b>	<b>2</b>	<b>98</b>



# KEIVONNIS DAVIS

Junior / 6-4 / 241

95

Defensive Line / Miami, Fla. / Miami Central HS

**2016:** Appeared in all 13 games for the Gators and started five... Totaled 27 tackles, 3.0 tackles-for-loss, 1.5 sacks, five quarterbacks hurries and one forced fumble... His five QB hurries tied for second on the team, while his 2.5 sacks tied for fourth... Notched his first career forced fumble against Iowa in the Outback Bowl... Recorded a career-high five tackles in the SEC Championship against Alabama... **2015:** Appeared in four games and recorded a career-high three tackles in his collegiate debut against FAU...Notched four total tackles on the season.

**PRIOR TO FLORIDA:** Named 2014 Class 6A All-State Second Team...Named to the All-Dade County First Team...Had 52 tackles with 20 sacks as a senior...Led his team to three-straight Class 6A state titles in 2012, 2013 and 2014...Had a 14-1 record as a senior...Played for Coach Roland Smith.

DEFENSE	G	UA	A	Total	TFL	Yds	Sacks	Yds	PD	FF	FR	QBH	INT
2015	4	3	1	4	0	0	0	0	2	0	0	0	0
2016	13	6	21	27	3.0	25	1.5	17	0	1	0	5	0
<b>TOTAL</b>	<b>17</b>	<b>9</b>	<b>22</b>	<b>31</b>	<b>3.0</b>	<b>25</b>	<b>1.5</b>	<b>17</b>	<b>0</b>	<b>1</b>	<b>0</b>	<b>5</b>	<b>0</b>

Date	Opponent	Solo	Ast	Tackles	TFL-Yds	Sk-Yds	FF	FR-Yds	Int-Yds	QBH	PBU
9/3/2016	UMASS	1	1	2	0.5-9	0.0-0	0	0-0	0-0	0	0
9/10/2016	KENTUCKY	0	1	1	0.0-0	0.0-0	0	0-0	0-0	0	0
9/17/2016	NORTH TEXAS	0	0	0	0.0-0	0.0-0	0	0-0	0-0	0	0
9/24/2016	at Tennessee	0	0	0	0.0-0	0.0-0	0	0-0	0-0	0	0
10/1/2016	at Vanderbilt	0	2	2	0.0-0	0.0-0	0	0-0	0-0	0	0
10/15/2016	MISSOURI	1	2	3	0.0-0	0.0-0	0	0-0	0-0	1	0
10/29/2016	vs Georgia	0	0	0	0.0-0	0.5-2	0	0-0	0-0	1	0
11/5/2016	at Arkansas	2	1	3	0.0-0	0.0-0	0	0-0	0-0	0	0
11/12/2016	SOUTH CAROLINA	0	4	4	1.0-5	0.5-3	0	0-0	0-0	1	0
11/19/2016	at LSU	0	5	5	0.0-0	1.0-6	0	0-0	0-0	1	0
11/26/2016	at Florida State	1	0	1	0.0-0	0.0-0	0	0-0	0-0	0	0
12/3/2016	vs Alabama	0	5	5	0.5-5	1.0-10	0	0-0	0-0	1	0
1/2/2017	vs Iowa	1	0	1	1.0-6	0.0-0	1	0-0	0-0	0	0
	<b>Totals</b>	<b>6</b>	<b>21</b>	<b>27</b>	<b>1.0-5</b>	<b>3.0-25</b>	<b>1</b>	<b>0-0</b>	<b>0-0</b>	<b>5</b>	<b>0</b>

Date	Opponent	Solo	Ast	Tackles	TFL-Yds	Sk-Yds	FF	FR-Yds	Int-Yds	QBH	PBU
11/21/2015	FLORIDA ATLANTIC	2	1	3	0.0-0	0.0-0	0	0-0	0-0	0	0
11/28/2015	FLORIDA STATE	0	0	0	0.0-0	0.0-0	0	0-0	0-0	0	0
12/5/2015	vs Alabama	0	0	0	0.0-0	0.0-0	0	0-0	0-0	0	0
1/1/2016	vs Michigan	1	0	1	0.0-0	0.0-0	0	0-0	0-0	0	0
	<b>Totals</b>	<b>3</b>	<b>1</b>	<b>4</b>	<b>0.0-0</b>	<b>0.0-0</b>	<b>0</b>	<b>0-0</b>	<b>0-0</b>	<b>0</b>	<b>0</b>



# DUKE DAWSON

Senior / 5-11 / 208

7

Defensive Back / Cross City, Fla. / Dixie County HS

**2016:** Played 12 games played, starting seven throughout the season... Missed the SEC Championship Game due to injury... Was Florida's nickel cornerback throughout the season where he recorded one interception at Arkansas (returned for a touchdown) and a team-high seven pass breakups... Also totaled 24 tackles, 3.5 tackles-for-loss and one forced fumble against UMass... Named Second Team All-SEC by Pro Football Focus... **2015:** Played in all 14 games... Totaled 10 tackles on the season and recorded a forced fumble against East Carolina...**2014:** Played in 11 games and made one start at safety...Totaled 14 tackles and had one interception...Led the team in tackles against Vanderbilt with six...Had four tackles at Tennessee in his first career start...Intercepted his first career pass in the season opener against Eastern Michigan and returned it 36 yards for a touchdown.

**PRIOR TO FLORIDA:** Named to the Florida Class 1A First-Team All-State defense... Helped Dixie County to a 10-1 record during his senior season...Nominated to play in the 2014 Semper Fidelis All-American Bowl...Finished his high school career with 122 total tackles, 99 solo, and seven interceptions...Made 43 tackles, two interceptions and two forced fumbles as a junior...Chose Florida over Alabama, Florida State, Iowa and Wisconsin.

DEFENSE	G	UA	A	Total	TFL	Yds	Sacks	Yds	PD	FF	FR	QBH	INT
2014	11	10	4	14	1	6	0	0	2	0	0	1	1
2015	14	5	5	10	0	0	0	0	0	1	0	0	0
2016	12	18	6	24	3.5	12	0	10	2	1	0	0	1
<b>TOTAL</b>	<b>37</b>	<b>33</b>	<b>15</b>	<b>48</b>	<b>4.5</b>	<b>18</b>	<b>0</b>	<b>10</b>	<b>4</b>	<b>2</b>	<b>0</b>	<b>1</b>	<b>2</b>

Date	Opponent	Solo	Ast	Tackles	TFL-Yds	Sk-Yds	FF	FR-Yds	Int-Yds	QBH	PBU
9/3/2016	UMASS	1	0	1	0.0-0	0.0-0	1	0-0	0-0	0	1
9/10/2016	KENTUCKY	1	0	1	1.0-4	0.0-0	0	0-0	0-0	0	0
9/17/2016	NORTH TEXAS	0	1	1	0.5-1	0.0-0	0	0-0	0-0	0	0
9/24/2016	at Tennessee	5	0	5	0.0-0	0.0-0	0	0-0	0-0	0	1
10/1/2016	at Vanderbilt	2	3	5	0.0-0	0.0-0	0	0-0	0-0	0	1
10/15/2016	MISSOURI	0	0	0	0.0-0	0.0-0	0	0-0	0-0	0	0
10/29/2016	vs Georgia	1	1	2	0.5-2	0.0-0	0	0-0	0-0	0	2
11/5/2016	at Arkansas	3	0	3	1.0-3	0.0-0	0	1-37	0-0	0	1
11/12/2016	SOUTH CAROLINA	1	1	2	0.0-0	0.0-0	0	0-0	0-0	0	0
11/19/2016	at LSU	2	0	2	0.0-0	0.0-0	0	0-0	0-0	0	1
11/26/2016	at Florida State	1	0	1	0.0-0	0.0-0	0	0-0	0-0	0	0
1/2/2017	vs Iowa	1	0	1	0.0-0	0.0-0	0	0-0	0-0	0	0
	<b>Totals</b>	<b>18</b>	<b>6</b>	<b>24</b>	<b>0.0-0</b>	<b>0.0-0</b>	<b>1</b>	<b>1-37</b>	<b>0-0</b>	<b>0</b>	<b>7</b>

Date	Opponent	Solo	Ast	Tackles	TFL-Yds	Sk-Yds	FF	FR-Yds	Int-Yds	QBH	PBU
9/5/2015	NEW MEXICO ST.	0	0	0	0.0-0	0.0-0	0	0-0	0-0	0	0
9/12/2015	EAST CAROLINA	2	0	2	0.0-0	0.0-0	1	0-0	0-0	0	0
9/19/2015	at Kentucky	0	0	0	0.0-0	0.0-0	0	0-0	0-0	0	0
9/26/2015	TENNESSEE	0	0	0	0.0-0	0.0-0	0	0-0	0-0	0	0
10/3/2015	OLE MISS	1	1	2	0.0-0	0.0-0	0	0-0	0-0	0	0
10/10/2015	at Missouri	0	0	0	0.0-0	0.0-0	0	0-0	0-0	0	0
10/17/2015	at LSU	0	0	0	0.0-0	0.0-0	0	0-0	0-0	0	0

(continued on next page)



10/31/2015	vs Georgia	1	1	2	0.0-0	0.0-0	0	0-0	0-0	0	0
11/7/2015	VANDERBILT	0	1	1	0.0-0	0.0-0	0	0-0	0-0	0	0
11/14/2015	at South Carolina	0	0	0	0.0-0	0.0-0	0	0-0	0-0	0	0
11/21/2015	FLORIDA ATLANTIC	0	0	0	0.0-0	0.0-0	0	0-0	0-0	0	0
11/28/2015	FLORIDA STATE	0	1	1	0.0-0	0.0-0	0	0-0	0-0	0	0
12/5/2015	vs Alabama	1	1	2	0.0-0	0.0-0	0	0-0	0-0	0	0
1/1/2016	vs Michigan	0	0	0	0.0-0	0.0-0	0	0-0	0-0	0	0
<b>Totals</b>		<b>5</b>	<b>5</b>	<b>10</b>	<b>0.0-0</b>	<b>0.0-0</b>	<b>1</b>	<b>0-0</b>	<b>0-0</b>	<b>0</b>	<b>0</b>

Date	Opponent	Solo	Ast	Total	TFL-Yds	No-Yds	FF	FR-Yds	Int-Yds	QBH	Brk
9/6/2014	EASTERN MICHIGAN	1	0	1	0.0-0	0.0-0	0	0-0	1-36	1	0
9/13/2014	UK	0	1	1	0.0-0	0.0-0	0	0-0	0-0	0	0
9/20/2014	at Alabama	0	0	0	0.0-0	0.0-0	0	0-0	0-0	0	0
Oct. 4, 2014	at Tennessee	3	1	4	0.0-0	0.0-0	0	0-0	0-0	0	0
10/11/2014	LSU	0	1	1	0.0-0	0.0-0	0	0-0	0-0	0	0
10/18/2014	MISSOURI	0	0	0	0.0-0	0.0-0	0	0-0	0-0	0	0
11/1/2014	vs Georgia	0	0	0	0.0-0	0.0-0	0	0-0	0-0	0	0
11/8/2014	at Vanderbilt	5	1	6	1.0-6	0.0-0	0	0-0	0-0	0	1
11/22/2014	EASTERN KENTUCKY	0	0	0	0.0-0	0.0-0	0	0-0	0-0	0	0
11/29/2014	at Florida State	0	0	0	0.0-0	0.0-0	0	0-0	0-0	0	0
Jan. 3, 2015	vs East Carolina	1	0	1	0.0-0	0.0-0	0	0-0	0-0	0	0
<b>Totals</b>		<b>10</b>	<b>4</b>	<b>14</b>	<b>1.0-6</b>	<b>0.0-0</b>	<b>0</b>	<b>0-0</b>	<b>1-36</b>	<b>1</b>	<b>1</b>



**LUKE DEL RIO**

Redshirt Junior / 6-1 / 211

14

Quarterback / Santa Rosa Beach, Fla. / Valor Christian HS / Alabama / Oregon St.

**2016:** Threw for 1,358 yards with eight passing touchdowns and eight interceptions as he was 114-for-201 passing for a 118.64 pass efficiency rating... After winning the starting quarterback job in fall camp, Del Rio played and started in only six games due to a myriad of injuries... Sustained his first injury in UF's game against UNT, which caused him to miss two games... Returned against Mizzou and started three-consecutive contests before suffering a season-ending injury at Arkansas... Became the second transfer quarterback to start a game in program history (vs. UMass), the first was Noah Brindise in 1997... In that start against UMass, Del Rio went 29-for-44 with 256 yards and a pair of touchdowns... He joined Rex Grossman (2002) and Chris Leak (2005) as the only Gator quarterbacks since 1996 to complete 65 percent of his passes (min. 25 completions and 40 att.), throw two touchdowns and zero interceptions... His 256 passing yards were the fifth most by a UF quarterback in his debut start since 1990... The following week against Kentucky, Del Rio was named the Manning Star of the Week as he completed 19-of-32 passes for 320 yards and four touchdowns... He became the first UF quarterback since Rex Grossman against LSU in 2001 to hit 300 yards and four TDs passing against a league opponent... In addition, he became the first UF quarterback since Tim Tebow (2007) to throw for 250-plus yards and complete 55 percent of his passes in consecutive games... As a team against the Wildcats, Del Rio engineered an offense that converted 14 of its 20 third downs, becoming the only SEC team since 1996 to convert at least 70 percent of its third downs when it faced at least 20 of them in a game... Del Rio engineered an offense that totaled over 500 total yards of offense twice (Mizzou, Kentucky), which marked the first time the Gators recorded 500 total yards in two games in a season since 2014 and the first time since 2008 it did it against SEC opponents... Was one of 16 quarterbacks overall, and one of two quarterbacks in the SEC to throw for 320-plus yards and four touchdowns against a Power Five opponent this year... Named to SEC Fall Academic Honor Roll... **2015:** Sat out due to transfer rules.

**PRIOR TO FLORIDA: 2014 (Oregon State):** Enrolled at Oregon State for spring term (March) in time to participate in spring ball ... Granted immediate eligibility by the NCAA on April 11 after transferring from Alabama – eligible because he was considered a non-recruited athlete at Alabama ... Arrived with four years to compete four seasons ... Spent the spring practice session in a three-way duel to be the No. 2 quarterback ... Played well during the spring ... Earned the second string job early in the season ... Played in three games ... Completed a season-long 52-yard pass to Hunter Jarmon at Stanford ... **2013 (Alabama):** Enrolled at Alabama in January of 2013 ... Redshirt ... Walked on to the Crimson Tide football program ... was officially listed as the No. 3 quarterback on the Crimson Tide depth chart throughout 2013 and was considered the emergency quarterback.

**High School:** Rated the No. 2 player in the state of Colorado and the No. 27 pocket passer nationally by ESPN... Rivals listed him as the nation's No. 28 pro-style quarterback and the No. 3 player in the state... Ranked as the 33rd-best pro-style quarterback in the 247Composite and No. 4 in Colorado... The No. 36 quarterback by 247Sports.com ... Scout ranked him as the No. 47 signal-caller nationally... Participated in the Elite 11 camp in the summer of 2012, finishing as the No. 5 QB in the final rankings... Played at Valor Christian High, leading the Eagles to the Colorado 5A State Championship... Passed for 2,275 yards at Valor Christian with 28 touchdowns and only four interceptions... Named a first team all-state selection by the Denver Post... Also named the quarterback for the Denver Post All-Colorado team... Threw for 2,580 yards and 20 touchdowns as a junior in 2011 at Episcopal High School in Jacksonville, Fla... Father, Jack, is a former NFL linebacker and the current head coach for the Oakland Raiders.

PASSING	G	Att	Cmp	Int	Yds	TD	Lg	Pct	Avg/P	Avg/G	Effic
2014	3	18	8	0	141	0	52	44.4	7.8	47.0	110.2
2015	0	0	0	0	0	0	0	0	0	0	0
2016	6	201	114	8	1358	8	78	56.7	6.8	226.3	118.6
<b>TOTAL</b>	<b>9</b>	<b>219</b>	<b>122</b>	<b>8</b>	<b>1499</b>	<b>8</b>	<b>130</b>	<b>101.1</b>	<b>14.6</b>	<b>273.3</b>	<b>228.8</b>

Date	Opponent	Cmp-Att-Int	Yds	TD	Lg
9/3/2016	UMASS	29-44-0	256	2	26
9/10/2016	KENTUCKY	19-32-1	320	4	78
9/17/2016	NORTH TEXAS	14-25-1	186	0	53
10/15/2016	MISSOURI	18-38-3	236	1	46
10/29/2016	vs Georgia	15-25-1	131	1	21
11/5/2016	at Arkansas	19-37-2	229	0	25
<b>Totals</b>		<b>114-201-8</b>	<b>1358</b>	<b>8</b>	<b>78</b>

Date	Opponent	Cmp-Att-Int	Yds	TD	Lg
9/27/2014	at USC	0-3-0	0	0	-
10/25/2014	at Stanford	4-8-0	87	0	52
11/29/2014	OREGON	4-7-0	54	0	25
<b>Totals</b>		<b>8-18-0</b>	<b>141</b>	<b>0</b>	<b>52</b>



**RICHERD DESIR-JONES**

Redshirt Sophomore / 6-4 / 292

68

Defensive Line / Fort Lauderdale, Fla. / St. Thomas Aquinas HS

**2016:** Played in two games on the season as a reserve offensive lineman... Saw action in his first-career game against Kentucky in the Gators SEC opener... Also played against North Texas... **2015:** Did not appear in a game and redshirted.

(continued on next page)

**PRIOR TO FLORIDA:** Played both offensive guard and defensive tackle in high school... Was a member of St. Thomas' 2014 Class 7A state championship team.... Played for Coach Rocco Casullo...Also wrestled in high school and won the county title in the 285-pound class at the BCAA Wrestling Tournament in his senior year.




*Redshirt Freshman / 6-3 / 242*  
**BRETT  
 DIOGUARDI** 48

*Long Snapper / Windermere, Fla. / Windermere Prep HS*

**2016:** Did not appear in any games and redshirted.

**PRIOR TO FLORIDA:** Joined the Gator football team as a walk-on in the summer of 2016.



*Redshirt Junior / 6-4 / 209*  
**BRIAN  
 FALLACE** 16

*Tight End / Satellite Beach, Fla. / Palm Bay HS*

**2016:** Did not appear in a game...Named to SEC Fall Academic Honor Roll... **2015:** Did not appear in a game...Named to SEC Academic Honor Roll...Joined the team as a walk-on in the spring of 2015...Member of the UF Cicerones and Freshman Leadership Council.

**PRIOR TO FLORIDA:** Two-year varsity starter at quarterback for Palm Bay High...In 2012, led Palm Bay to conference and district titles and Class 6A, Elite 8, state regional finals...Led his team his senior year to state playoffs and opened the playoffs with a 300-yard passing game...Selected for Space Coast High School All-Star game against Treasure Coast...Varsity participation and awards in basketball and track...Outstanding academics & leadership awards: ranked seventh in a class of 328; Selected by Florida Today as "Top Scholar"; selected for Principal's Education Award of Excellence; United States Army Reserve National Scholar/Athlete Award.




*Junior / 6-0 / 223*  
**RYAN  
 FARR** 41

*Long Snapper / Henderson, Nev. / Coronado HS*

**2016:** Played in all 13 games for Florida, but did not record any stats... Was UF's long snapper on all field goals, PATs and punts... **2015:** Played in all 14 games as the starting long snapper.

**PRIOR TO FLORIDA:** Joined the team in January of 2015 as a walk-on...Ranked a 5-star long snapper by Rubio Long Snapping...Played for Coach Brad Talich at Coronado High School.



*Redshirt Junior / 6-3 / 229*  
**RYAN  
 FERGUSON** 39

*Tight End / Largo, Fla. / Indian Rocks HS*

**2016:** Did not see any game action... Named to the SEC Academic Honor Roll... **2015:** Played in one game...Named to the SEC Academic Honor Roll...**2014:** Did not see any game action and redshirted.

**PRIOR TO FLORIDA:** Walk-on joined the team in the summer of 2014.



*Redshirt Freshman / 6-2 / 198*  
**JACOB  
 FINN** 86

*Punter / Jacksonville, Fla. / Paxon School HS*

**2016:** Did not appear in a game and redshirted.

**PRIOR TO FLORIDA:** Walk-on joined the team in the summer of 2016.



*Redshirt Freshman / 6-7 / 329*  
**STONE  
 FORSYTHE** 72

*Offensive Line / Winter Garden, Fla. / West Orange*

**2016:** Did not appear in a game and redshirted.

**PRIOR TO FLORIDA:** Named 2015 Class 8A Third Team All-State as a senior and was an All-State Second Team selection as a junior in 2014...Led his team to a 12-2 record in 2015 and reached the Class 8A Semifinals...Played for Coach Bob Head...Father, Ray, played offensive line at Kent State and UCF and played professionally with the Bengals in the NFL and played in NFL Europe and the Arena League.



*Redshirt Freshman / 6-6 / 219*  
**FELEIPE  
 FRANKS** 13

*Quarterback / Crawfordville, Fla. / Wakulla HS*

**2016:** Did not appear in a game and redshirted.

**PRIOR TO FLORIDA:** Participated in the 2016 US Army All-American Bowl in San Antonio, Texas...2015 Elite 11 Finalist (was on the final squad of eleven and was the first invited to the competition)...Participated in Nike's The Opening 2015 in Beaverton, Oregon...Named Class 5A Second Team All-State as both a junior and senior...Led his team to a 13-2 record as a senior and reached the Class 5A State Championship Game...Senior Season: Threw for 2,766 yards with 35 touchdowns; also had 28 carries for 245 yards and four touchdowns, was the kicker for all kickoffs and field goals, along with most extra points and punts, made 90% (43-47) of his extra points and four of seven field goals, including a long of 47 yards, his longest punt was 68 yards and 44 of his 74 kickoffs were touchbacks...Junior Season: Threw for 2,249 yards with 28 touchdowns; also had 28 carries for 425 yards and three touchdowns, was the kicker and punter as well, having 60 of his 74 kickoffs be touchbacks, seven of his 22 punts be inside the 20,

*(continued on next page)*



46 of 50 PAT attempts made, and six for seven on field goals with a long of 39 yards... Sophomore Season: Threw for 1,842 yards with 18 touchdowns; also ran four times for 36 yards and a touchdown, handled most of the team's kicking and punting duties, with nine of his 24 punts being touchbacks, 23 of his 31 extra points being made, and four of five of his field goals being made with a long of 33 yards... Played for Coach Barry Klees... Brother, Jordan, played wide receiver and signed with UCF in 2014... Also played baseball in high school.



**CRISTIAN GARCIA**

Redshirt Senior / 6-1 / 231

43

Linebacker / Miami, Fla. / Belen Jesuit Prep

**2016:** Played in all 13 games and started his first-career game in the Outback Bowl against Iowa... Was a reserve linebacker throughout the season, but was a key member on all four special teams units for the Gators... Recorded seven tackles on the season, including a career-high five against Iowa... Named to the SEC Academic Honor Roll... **2015:** Made his UF debut in the 2016 Buffalo Wild Wings Bowl against Michigan and made two tackles.

**PRIOR TO FLORIDA:** Began his college career at Malone University in Ohio before transferring to Florida Tech in Melbourne after one semester at Malone... Enrolled at Santa Fe College with the hope of joining the Florida football team... Began working on UF's video staff while taking classes at Santa Fe prior to officially joining the team as a walk-

DEFENSE	G	UA	A	Total	TFL	Yds	Sacks	Yds	PD	FF	FR	QBH	INT
2016	13	3	4	7	0	0	0	0	0	0	0	0	0
<b>TOTAL</b>	<b>13</b>	<b>3</b>	<b>4</b>	<b>7</b>	<b>0</b>	<b>0</b>	<b>0</b>	<b>0</b>	<b>0</b>	<b>0</b>	<b>0</b>	<b>0</b>	<b>0</b>

Date	Opponent	Solo	Ast	Tackles	TFL-Yds	Sk-Yds	FF	FR-Yds	Int-Yds	QBH	PBU
9/3/2016	UMASS	0	0	0	0.0-0	0.0-0	0	0-0	0-0	0	0
9/10/2016	KENTUCKY	0	0	0	0.0-0	0.0-0	0	0-0	0-0	0	0
9/17/2016	NORTH TEXAS	0	0	0	0.0-0	0.0-0	0	0-0	0-0	0	0
9/24/2016	at Tennessee	0	0	0	0.0-0	0.0-0	0	0-0	0-0	0	0
10/1/2016	at Vanderbilt	0	0	0	0.0-0	0.0-0	0	0-0	0-0	0	0
10/15/2016	MISSOURI	0	1	1	0.0-0	0.0-0	0	0-0	0-0	0	0
10/29/2016	vs Georgia	0	0	0	0.0-0	0.0-0	0	0-0	0-0	0	0
11/5/2016	at Arkansas	0	0	0	0.0-0	0.0-0	0	0-0	0-0	0	0
11/12/2016	SOUTH CAROLINA	0	0	0	0.0-0	0.0-0	0	0-0	0-0	0	0
11/19/2016	at LSU	0	0	0	0.0-0	0.0-0	0	0-0	0-0	0	0
11/26/2016	at Florida State	0	0	0	0.0-0	0.0-0	0	0-0	0-0	0	0
12/3/2016	vs Alabama	1	0	1	0.0-0	0.0-0	0	0-0	0-0	0	0
1/2/2017	vs Iowa	2	3	5	0.0-0	0.0-0	0	0-0	0-0	0	0
	<b>Totals</b>	<b>3</b>	<b>4</b>	<b>7</b>	<b>0.0-0</b>	<b>0.0-0</b>	<b>0</b>	<b>0-0</b>	<b>0-0</b>	<b>0</b>	<b>0</b>

Sophomore / 5-11 / 204



**CHAUNCEY GARDNER, JR.**

23

Defensive Back / Cocoa, Fla. / Cocoa HS


**2016:** Appeared in all 13 games throughout the season and started Florida's final three contests against FSU, Alabama and Iowa... Began the season as a reserve defensive back, but ended the season as one its starting safeties... Led the Gators with eight special teams tackles, as he was a key member on special teams throughout the season... Totaled 32 tackles, three pass break-ups, three interceptions (one returned for a touchdown) and a half tackle-for-loss... His three interceptions tied with Quincy Wilson for the second most on the team... Grabbed his first-career interception at Florida State, while making his first-career start... Tallied a career-high nine tackles against Alabama in the SEC Championship Game... Recorded two tackles and two interceptions (one returned for a touchdown) in the Outback Bowl against Iowa... Tallied the first multi-interception game by a Florida freshman since Nov. 13, 2004 when Kyle Jackson had two picks against South Carolina... Was named the Outback Bowl MVP for his standout performance as he joined two-way standout Dave Hudson (1958 Gator Bowl), Tony Lilly (1983 Gator) and Ahmad Black (2011 Outback) as the only UF defensive backs to be named a bowl MVP... Became the second true freshman in program history to win a Bowl MVP Award, joining Emmitt Smith (1987)... Named to ESPN's, Sports Illustrated's and the AP's All-Bowl Team.

**PRIOR TO FLORIDA:** Played in 2016 Under Armour All-American Game...USA Today All-Florida First Team...2015 Florida All-State Class 4A First Team...Led his team to a 10-3 record as a senior and reached the Class 4A State Semifinals...Participated in The Opening 2015 at Nike's headquarters in Beaverton, Oregon...Senior Season: 55 tackles (31 solo), four sacks, two interceptions, one forced fumble, one fumble recovery; also had 29 carries for 410 yards and six TDs, 12 receptions for 235 yards and five TDs, punted 20 times for 615 yards, 8 kick returns for 169 yards, 3 punt returns for 113 yards...Junior Season: 49 tackles (29 solo), three sacks, three interceptions, two blocked punts; also had 31 carries for 303 yards and five TDs, 10 receptions for 196 yards and two TDs... Class 4A First Team All-State as a junior in 2014... Sophomore Season: 37 tackles (18 solo), three interceptions, blocked a punt; also had 16 carries for 92 yards and three TDs, 19 receptions for 307 yards and three TDs...Played for Coach John Wilkinson in high school...Class 2A Florida Dairy Farmers Track and Field Athlete of the Year for 2015...Won 2A Track State Championships in 100 and 200 meters...Also competed in the long jump and triple jump in high school...Also played basketball in high school.

DEFENSE	G	UA	A	Total	TFL	Yds	Sacks	Yds	PD	FF	FR	QBH	INT
2016	13	20	12	32	0.5	1	0	0	6	0	0	0	3
<b>TOTAL</b>	<b>13</b>	<b>20</b>	<b>12</b>	<b>32</b>	<b>0.5</b>	<b>1</b>	<b>0</b>	<b>0</b>	<b>6</b>	<b>0</b>	<b>0</b>	<b>0</b>	<b>3</b>

(continued on next page)

Date	Opponent	Solo	Ast	Tackles	TFL-Yds	Sk-Yds	FF	FR-Yds	Int-Yds	QBH	PBU
9/3/2016	UMASS	3	0	3	0.0-0	0.0-0	0	0-0	0-0	0	1
9/10/2016	KENTUCKY	0	0	0	0.0-0	0.0-0	0	0-0	0-0	0	0
9/17/2016	NORTH TEXAS	0	1	1	0.0-0	0.0-0	0	0-0	0-0	0	1
9/24/2016	at Tennessee	1	0	1	0.0-0	0.0-0	0	0-0	0-0	0	0
10/1/2016	at Vanderbilt	1	0	1	0.0-0	0.0-0	0	0-0	0-0	0	0
10/15/2016	MISSOURI	3	1	4	0.0-0	0.0-0	0	0-0	0-0	0	0
10/29/2016	vs Georgia	0	0	0	0.0-0	0.0-0	0	0-0	0-0	0	0
11/5/2016	at Arkansas	1	0	1	0.0-0	0.0-0	0	0-0	0-0	0	0
11/12/2016	SOUTH CAROLINA	2	1	3	0.0-0	0.0-0	0	0-0	0-0	0	0
11/19/2016	at LSU	1	0	1	0.0-0	0.0-0	0	0-0	0-0	0	0
11/26/2016	at Florida State	3	3	6	0.0-0	0.0-0	0	0-0	1-15	0	0
12/3/2016	vs Alabama	4	5	9	0.5-1	0.0-0	0	0-0	0-0	0	1
1/2/2017	vs Iowa	1	1	2	0.0-0	0.0-0	0	0-0	2-88	0	0
<b>Totals</b>		<b>20</b>	<b>12</b>	<b>32</b>	<b>0.5-1</b>	<b>0.0-0</b>	<b>0</b>	<b>0-0</b>	<b>3-103</b>	<b>0</b>	<b>3</b>




Redshirt Junior / 5-11 / 177

## ANTHONY GIGLA

38

Defensive Back / Clermont, Fla. / South Lake HS

2016: Did not appear in a game and redshirted.



Redshirt Junior / 5-9 / 167

## EDDIE GILES

36

Defensive Back / Jupiter, Fla. / Dwyer HS

2016: Made his collegiate debut against North Texas in Week 3 of the season... Named to the SEC Academic Honor Roll...

2015: Did not appear in a game...Named to the SEC Academic Honor Roll...2014: Did not appear in a game and redshirted.

Redshirt Sophomore / 6-0 / 275



## MARCUS GIVENS

69

Offensive Line / St. Augustine, Fla. / Nease HS

2016: Did not appear in a game... Named to SEC Academic Honor Roll... 2015: Did not appear in a game and redshirted.

PRIOR TO FLORIDA: Gathered Honorable Mention All-Conference honors as an offensive linemen at Nease High School.



Senior / 6-4 / 244

## DEANDRE GOOLSBY

30

Tight End / Derby, Kan. / Derby HS

2016: Played in all 13 games and started 10 at tight end... Totaled 38 catches for 342 yards and three touchdowns throughout the season... Tied for first on the team in touchdown receptions and third in catches... His eight receptions at Vanderbilt were the most by a Gator tight end in a game since the 2009 SEC Championship Game, and were one shy of tying the single-game school record held by three other Gators... For his outstanding play throughout the first half of the season, he was named to the John Mackey Award Midseason Watch List... 2015: Played in all 14 games and started six... Ranked fifth on the team in receptions (17) and receiving yards (277)...Caught his first-career touchdown pass against East Carolina... Following that contest, he earned John Mackey Award Honorable Mention TE of the Week honors after he caught three passes for 94 yards and a touchdown...2014: Played in seven games as a true freshman but did not record any stats.

PRIOR TO FLORIDA: Named offensive co-captain of the 2013 Kansas All-State team... Big-size tight end who helped lead Derby to a 2013 state championship... Totaled 621 receiving yards his senior year... Proved to be a threat on kick return... Caught 42 passes for 605 yards and 11 touchdowns in his sophomore campaign... Chose Gators over Oklahoma, Ohio State, Arkansas and Kansas State... Coached by Brandon Clark.

RECEIVING	G	Rec	Yds	TD	Lg	Rec/G	Avg/C	Avg/G
2014	7	0	0	0	0	0	0	0
2015	14	17	277	1	34	1.2	16.3	19.8
2016	13	38	342	3	32	2.9	9.0	26.3
<b>TOTAL</b>	<b>34</b>	<b>55</b>	<b>619</b>	<b>4</b>	<b>34</b>	<b>1.6</b>	<b>11.3</b>	<b>18.2</b>

### Receiving

Date	Opponent	No.	Yds	TD	Lg
9/3/2016	UMASS	3	28	0	20
9/10/2016	KENTUCKY	3	44	0	28
9/17/2016	NORTH TEXAS	3	40	0	14
9/24/2016	at Tennessee	5	26	1	7
10/1/2016	at Vanderbilt	8	37	0	16
10/15/2016	MISSOURI	3	40	0	32
10/29/2016	vs. Georgia	1	1	0	1
11/5/2016	at Arkansas	2	3	0	3
11/12/2016	SOUTH CAROLINA	0	0	1	0

(continued on next page)




11/19/2016	at LSU	0	0	0	0
11/26/2016	@ Florida State	1	5	0	5
12/3/2016	vs. Alabama	7	91	1	25
1/2/2016	vs. Iowa	2	27	1	21
<b>Totals</b>		<b>38</b>	<b>342</b>	<b>3</b>	<b>32</b>

**Receiving**

Date	Opponent	No.	Yds	TD	Lg
9/5/2015	NEW MEXICO ST.	3	38	0	23
9/12/2015	EAST CAROLINA	3	94	1	34
9/19/2015	at Kentucky	0	0	0	0
9/26/2015	TENNESSEE	1	6	0	6
10/3/2015	OLE MISS	2	9	0	5
10/10/2015	at Missouri	3	37	0	14
10/17/2015	at LSU	1	30	0	30
10/31/2015	vs Georgia	0	0	0	0
11/7/2015	VANDERBILT	1	24	0	24
11/14/2015	at South Carolina	1	23	0	23
11/21/2015	FLORIDA ATLANTIC	0	0	0	0
11/28/2015	FLORIDA STATE	1	1	0	1
12/5/2015	vs Alabama	1	15	0	15
1/1/2016	vs Michigan	0	0	0	0
<b>Totals</b>		<b>17</b>	<b>277</b>	<b>1</b>	<b>34</b>

**Receiving**

Date	Opponent	No.	Yds	TD	Lg
9/13/2014	UK	0	0	0	0
9/20/2014	at Alabama	0	0	0	0
11/1/2014	vs Georgia	0	0	0	0
11/8/2014	at Vanderbilt	0	0	0	0
11/15/2014	SOUTH CAROLINA	0	0	0	0
11/22/2014	EASTERN KENTUCKY	0	0	0	0
11/29/2014	at Florida State	0	0	0	0
<b>Totals</b>		<b>0</b>	<b>0</b>	<b>0</b>	<b>0</b>



**HARRY GORNITO V**

Redshirt Sophomore / 6-2 / 203

46

Tight End / Fort Walton Beach, Fla. / Choctawhatchee HS

2016: Did not appear in a game... Named to the SEC Academic Honor Roll... 2015: Did not appear in a game and

redshirted.

**PRIOR TO FLORIDA:** Walk-on who joined the team prior to the 2015 season.



**JON GOULD**

Redshirt Sophomore / 6-0 / 181

97

Punter / Elkridge, Md. / Howard HS

2016: Did not appear in a game... Named to the SEC Academic Honor Roll... 2015: Did not appear in a game and redshirted.

**PRIOR TO FLORIDA:** Gould played organized football for the first time during his junior year of high school, joining the team as a punter... During his 2014-15 senior year, Gould was named First Team, All County (Howard County, Md.) and Honorable Mention, All-State (Maryland) as a punter... In addition, he was the team's kicker, a member of the National Honor Society and a Zaching Against Cancer Foundation scholarship recipient... That scholarship is awarded to those students who have overcome adversity as a cancer survivor.



**JOSH HAMMOND**

Sophomore / 6-1 / 186

10

Wide Receiver / Hallandale, Fla. / Hallandale HS

2016: Played in all 13 games throughout the season and recorded three starts... Totaled 177 yards receiving on 14 catches... In his collegiate debut against UMass, Hammond recorded a season-high five receptions for 38 yards... In his first-career start against North Texas, he tallied a pair of catches for 72 yards, including a season-best 53-yard reception.

**PRIOR TO FLORIDA:** Played in the 2016 Under Armour All-American Game in Orlando... Named to the 2015 Class 5A First Team All-State... Led his team to a 10-3 record as a senior... Junior Season: 25 receptions for 413 yards and six touchdowns... Played for Coach Dameon Jones... Younger brother of former Gator wide receiver Frankie Hammond.

RUSHING	G	Att	Yds	TD	Lg	Avg/R	Avg/G
2016	13	1	1	0	1	1.0	0.1
<b>TOTAL</b>	<b>13</b>	<b>1</b>	<b>1</b>	<b>0</b>	<b>1</b>	<b>1.0</b>	<b>0.1</b>

RECEIVING	G	Rec	Yds	TD	Lg	Rec/G	Avg/C	Avg/G
2016	13	14	177	0	53	1.1	12.6	13.6
<b>TOTAL</b>	<b>13</b>	<b>14</b>	<b>177</b>	<b>0</b>	<b>53</b>	<b>1.1</b>	<b>12.6</b>	<b>13.6</b>

Date	Opponent	Rushing				Receiving			
		No.	Yds	TD	Lg	No.	Yds	TD	Lg
9/3/2016	UMASS	0	0	0	0	5	38	0	12
9/10/2016	KENTUCKY	0	0	0	0	0	0	0	0
9/17/2016	NORTH TEXAS	0	0	0	0	2	72	0	53
9/24/2016	at Tennessee	0	0	0	0	1	8	0	8
10/1/2016	at Vanderbilt	0	0	0	0	0	0	0	0
10/15/2016	MISSOURI	0	0	0	0	0	0	0	0
10/29/2016	vs. Georgia	0	0	0	4	2	12	0	8
11/5/2016	at Arkansas	0	0	0	0	1	25	0	25
11/12/2016	SOUTH CAROLINA	0	0	0	0	2	18	0	9
11/19/2016	at LSU	0	0	0	0	0	0	0	0
11/26/2016	at Florida State	0	0	0	0	0	0	0	0

(continued on next page)

12/3/2016	vs. Alabama	1	1	0	1	1	4	0	4
1/2/2016	vs. Iowa	0	0	0	0	0	0	0	0
<b>Totals</b>		<b>1</b>	<b>1</b>	<b>0</b>	<b>1</b>	<b>14</b>	<b>177</b>	<b>0</b>	<b>53</b>



## KAVARIS HARKLESS

Redshirt Junior / 6-5 / 310

53

Offensive Line / Jacksonville, Fla. / Trinity Christian Academy

**2016:** Played in seven games as a reserve offensive line-man... Recorded his first-career start in the SEC Championship Game against Alabama... **2015:** Made his collegiate debut in the Buffalo Wild Wings Citrus Bowl but did not record any stats...**2014:** Did not see any game action and redshirted.

**PRIOR TO FLORIDA:** Enrolled in January of 2014 ... Named to the 2013 Class 3A First Team Offense ... High school teammate of current Gator Nick Washington ... Helped Trinity Christian to the 2013 FHSAA Class 3A State Championship and a 12-1 season ... Defeated Clearwater Christian by a score of 34-7 in the state title game ... Helped block for teammate and Class 3A Player of the Year wide receiver Isaiah Ford ... Coached by Verlon Dorminey.



## MARCELL HARRIS

Redshirt Senior / 6-1 / 211

26

Defensive Back / Orlando, Fla. / Dr. Phillips HS

**2016:** Played in all 13 games and started in eight at safety... Began the season splitting playing time with classmate Nick Washington at safety, but finished the season as one of Florida's leaders and its leading tackler... Started the final four games of the season and recorded key tackles in fourth-and-goal situations from Florida's one yard line (LSU, Iowa)... Totaled 73 tackles, four tackles-for-loss, one sack, two interceptions, one pass breakup, one quarterback hurry, one forced fumble and one fumble recovery... Scored the first touchdown of his career on special teams at FSU on a fumbled punt; that was Florida's first such score off a muffed punted since Oct. 31 2015, when Washington recovered a fumble in the end zone against Georgia... In addition, he tallied a career-high 11 tackles at Florida State... Paced the Gators in tackles against Iowa in the Outback Bowl with nine... Recorded one sack against Alabama in the SEC Championship Game... Named to the SEC Academic Honor Roll... **2015:** Played in 12 games and recorded a start against East Carolina... Totaled 22 tackles and recorded a career-high five tallies against ECU... **2014:** Played in all 12 games on the season as a key member of several special teams' units and as a reserve at safety... Totaled seven tackles on the season... Earned the Hard Hat award for his performance against Kentucky and against Georgia... **2013:** Did not see any game action and redshirted.

**PRIOR TO FLORIDA:** Selected to the 2013 Under Armour All-American Game... In just eight games during his senior season, tallied 52 tackles and eight pass breakups... Participated in "The Opening", an all-star summer prospect camp held on the Nike Campus, as well as Gridiron Kings... His father, Mike Harris, was a Florida defensive back between 1994 and 1997... Chose Florida over Texas, Florida State, Oklahoma, Auburn, Miami, South Carolina, N.C. State, Notre Dame and LSU... Coached by Rodney Wells.

DEFENSE	G	UA	A	Total	TFL	Yds	Sacks	Yds	PD	FF	FR	QBH	INT
2014	12	4	3	7	0	0	0	0	0	0	0	0	0
2015	12	11	11	22	0	0	0	0	0	0	0	0	0
2016	13	43	30	73	4	12	1	2	1	1	1	1	2
<b>TOTAL</b>	<b>37</b>	<b>58</b>	<b>44</b>	<b>102</b>	<b>4</b>	<b>12</b>	<b>1</b>	<b>2</b>	<b>1</b>	<b>1</b>	<b>1</b>	<b>1</b>	<b>2</b>

Date	Opponent	Solo	Ast	Tackles	TFL-Yds	Sk-Yds	FF	FR-Yds	Int-Yds	QBH	PBU
9/3/2016	UMASS	0	2	2	0.0-0	0.0-0	0	0-0	0-0	0	0
9/10/2016	KENTUCKY	1	1	2	0.0-0	0.0-0	0	0-0	0-0	0	0
9/17/2016	NORTH TEXAS	2	1	3	0.0-0	0.0-0	0	0-0	1-25	0	0
9/24/2016	at Tennessee	3	1	4	0.0-0	0.0-0	0	0-0	0-0	0	0
10/1/2016	at Vanderbilt	2	1	3	0.0-0	0.0-0	0	0-0	0-0	0	0
10/15/2016	MISSOURI	1	2	3	0.0-0	0.0-0	0	0-0	0-0	0	0
10/29/2016	vs Georgia	3	2	5	1.0-4	0.0-0	0	0-0	0-0	0	0
11/5/2016	at Arkansas	4	2	6	0.0-0	0.0-0	0	1-37	0-0	0	0
11/12/2016	SOUTH CAROLINA	2	5	7	1.0-4	0.0-0	0	0-0	1-0	0	0
11/19/2016	at LSU	3	8	11	0.0-0	0.0-0	0	0-0	0-0	0	0
11/26/2016	at Florida State	9	2	11	0.0-0	0.0-0	1	1-12	0-0	0	0
12/3/2016	vs Alabama	6	1	7	1.0-2	1.0-2	0	0-0	0-0	0	1
1/2/2017	vs Iowa	7	2	9	1.0-2	0.0-0	0	0-0	0-0	0	0
<b>Totals</b>		<b>43</b>	<b>30</b>	<b>73</b>	<b>4.0-12</b>	<b>1.0-2</b>	<b>1</b>	<b>1-12</b>	<b>2-25</b>	<b>0</b>	<b>1</b>

Date	Opponent	Solo	Ast	Tackles	TFL-Yds	Sk-Yds	FF	FR-Yds	Int-Yds	QBH	PBU
9/5/2015	NEW MEXICO ST.	0	0	0	0.0-0	0.0-0	0	0-0	0-0	0	0
9/12/2015	EAST CAROLINA	2	3	5	0.0-0	0.0-0	0	0-0	0-0	0	0
9/19/2015	at Kentucky	2	1	3	0.0-0	0.0-0	0	0-0	0-0	0	0
9/26/2015	TENNESSEE	2	2	4	0.0-0	0.0-0	0	0-0	0-0	0	0
10/3/2015	OLE MISS	0	0	0	0.0-0	0.0-0	0	0-0	0-0	0	0
10/31/2015	vs Georgia	0	1	1	0.0-0	0.0-0	0	0-0	0-0	0	0
11/7/2015	VANDERBILT	1	0	1	0.0-0	0.0-0	0	0-0	0-0	0	0
11/14/2015	at South Carolina	1	0	1	0.0-0	0.0-0	0	0-0	0-0	0	0
11/21/2015	FLORIDA ATLANTIC	1	2	3	0.0-0	0.0-0	0	0-0	0-0	0	0
11/28/2015	FLORIDA STATE	0	0	0	0.0-0	0.0-0	0	0-0	0-0	0	0
12/5/2015	vs Alabama	2	0	2	0.0-0	0.0-0	0	0-0	0-0	0	0
1/1/2016	vs Michigan	0	2	2	0.0-0	0.0-0	0	0-0	0-0	0	0
<b>Totals</b>		<b>11</b>	<b>11</b>	<b>22</b>	<b>0.0-0</b>	<b>0.0-0</b>	<b>0</b>	<b>0-0</b>	<b>0-0</b>	<b>0</b>	<b>0</b>

Date	Opponent	Solo	Ast	Tackles	TFL-Yds	Sk-Yds	FF	FR-Yds	Int-Yds	QBH	PBU
9/6/2014	EASTERN MICHIGAN	0	1	1	0.0-0	0.0-0	0	0-0	0-0	0	0
9/13/2014	UK	0	0	0	0.0-0	0.0-0	0	0-0	0-0	0	0
9/20/2014	at Alabama	0	0	0	0.0-0	0.0-0	0	0-0	0-0	0	0
10/4/2014	at Tennessee	0	0	0	0.0-0	0.0-0	0	0-0	0-0	0	0
10/11/2014	LSU	0	0	0	0.0-0	0.0-0	0	0-0	0-0	0	0
10/18/2014	MISSOURI	0	0	0	0.0-0	0.0-0	0	0-0	0-0	0	0
11/1/2014	vs Georgia	2	0	2	0.0-0	0.0-0	0	0-0	0-0	0	0
11/8/2014	at Vanderbilt	0	0	0	0.0-0	0.0-0	0	0-0	0-0	0	0
11/15/2014	SOUTH CAROLINA	0	1	1	0.0-0	0.0-0	0	0-0	0-0	0	0
11/22/2014	EASTERN KENTUCKY	1	1	2	0.0-0	0.0-0	0	0-0	0-0	0	0
11/29/2014	at Florida State	1	0	1	0.0-0	0.0-0	0	0-0	0-0	0	0
1/3/2015	vs East Carolina	0	0	0	0.0-0	0.0-0	0	0-0	0-0	0	0
<b>Totals</b>		<b>4</b>	<b>3</b>	<b>7</b>	<b>0.0-0</b>	<b>0.0-0</b>	<b>0</b>	<b>0-0</b>	<b>0-0</b>	<b>0</b>	<b>0</b>





Redshirt Freshman / 6-3 / 317

**BRETT HEGGIE** 61

Offensive Line / Mount Dora, Fla. / Mount Dora HS

**2016:** Did see any game action and redshirted.

**PRIOR TO FLORIDA:** Played in the 2016 Under Armour All-America Game in Orlando... Participated in The Opening 2015 at the Nike headquarters in Beaverton, Oregon... Named 2015 Florida Class 4A First Team All-State...Named Class 5A First Team All-State as a junior in 2014...Played for Coach Donnie Burchfield.



Redshirt Sophomore / 5-8 / 177

**TYRIEK HOPKINS** 33

Running Back / St. Petersburg, Fla. / Lakewood HS

**2016:** Did not appear in a game... **2015:** Did not see any action and redshirted.

**PRIOR TO FLORIDA:** As a senior at Lakewood, High School, Hopkins rushed for 863 yards on 127 attempts and scored eight touchdowns for the Spartan offense... He also hauled in five receptions for 42 yards... Saw limited action as a junior, putting together 193 rushing yards on 34 attempts with one reception for 20 yards... Named 2014-15 All-Tampa Bay Elite Team (honorable mention RB).



Junior / 6-5 / 305

**MARTEZ IVEY** 73

Offensive Line / Apopka, Fla. / Apopka HS

**2016:** Played in 13 games and made 12 starts... Had recorded 19 straight starts at left guard prior to the SEC Championship Game against Alabama... Two-time SEC Offensive Lineman of the Week (UGA, South Carolina)... Named Second Team All-SEC by the league's Coaches and the Associated Press... Garnered Third Team All-SEC honors by Athlon Sports... **2015:** Played in 12 games, starting in the last eight at left guard...Also saw time as a backup at tackle... Named to the SEC Coaches All-Freshman team...Helped pave the way for running back Kelvin Taylor to rush for 1,035 yards, just the ninth player in school history to break the 1,000-yard plateau.

**PRIOR TO FLORIDA:** Played in the 2015 U.S. Army All-American Bowl in San Antonio, Texas...Named a Parade All-American...Selected to the MaxPreps All-America First Team...Participated in Nike's The Opening event in 2014 in Oregon...Named a 2013 and 2014 Class 8A All-State First Team selection...A MaxPreps Junior All-American in 2013... Helped lead Apopka to the Class 8A state title as a senior in 2014 and also as a sophomore in 2012...Played for Coach Rick Darlington.



Redshirt Sophomore / 6-4 / 217

**KALIF JACKSON** 87

Wide Receiver / Neptune Beach, Fla. / Fletcher HS

**2016:** Played in the final two games of the season (Alabama, Iowa)... Made his collegiate debut in the SEC Championship Game against Alabama on special teams... Named to the SEC Academic Honor Roll...

**2015:** Did not see any game action and redshirted...Named to the SEC Academic Honor Roll.

**PRIOR TO FLORIDA:** As a senior, totaled 31 catches for 559 yards and scored 8 touchdowns...Had 790 yards on 30 catches with 8 touchdowns as a junior in 2013 and was a second-team All-First Coast selection...Helped lead Fletcher to the FHSAA Class 7A Regional Finals with an 11-2 record in 2013...Played for Coach Josh Corey at Fletcher.



Redshirt Sophomore / 6-0 / 226

**RAYSHAD JACKSON** 44

Linebacker / Miami, Fla. / Norland HS

**2016:** Played in nine games as a member of Florida's special teams unit and as a reserve linebacker... Recorded his first-career tackle and quarterback hurry against Missouri... Tallied his other tackle in the Outback Bowl against Iowa... **2015:** Did not see any game action and redshirted.

**PRIOR TO FLORIDA:** Played in the 2014 Miami-Dade North vs. South All-Star game... Named to the 2014 All-Dade County Second Team...Played for Coach Daryle Heidelberg at Norland.

DEFENSE	G	UA	A Total	TFL	Yds	Sacks	Yds	PD	FF	FR	QBH	INT
2015	0	0	0	0	0	0	0	0	0	0	0	0
2016	9	1	1	2	0	0	0	0	0	0	0	1
<b>TOTAL</b>	<b>9</b>	<b>1</b>	<b>1</b>	<b>48</b>	<b>0</b>	<b>0</b>	<b>0</b>	<b>0</b>	<b>0</b>	<b>0</b>	<b>0</b>	<b>1</b>

Date	Opponent	Solo	Ast	Tackles	TFL-Yds	Sk-Yds	FF	FR-Yds	Int-Yds	QBH	PBU
9/17/2016	NORTH TEXAS	0	0	0	0.0-0	0.0-0	0	0-0	0-0	0	0
9/24/2016	at Tennessee	0	0	0	0.0-0	0.0-0	0	0-0	0-0	0	0
10/15/2016	MISSOURI	0	1	1	0.0-0	0.0-0	0	0-0	0-0	1	0
11/5/2016	at Arkansas	0	0	0	0.0-0	0.0-0	0	0-0	0-0	0	0
11/12/2016	SOUTH CAROLINA	0	0	0	0.0-0	0.0-0	0	0-0	0-0	0	0
11/19/2016	at LSU	0	0	0	0.0-0	0.0-0	0	0-0	0-0	0	0
11/26/2016	at Florida State	0	0	0	0.0-0	0.0-0	0	0-0	0-0	0	0
12/3/2016	vs Alabama	0	0	0	0.0-0	0.0-0	0	0-0	0-0	0	0
1/2/2017	vs Iowa	1	0	1	0.0-0	0.0-0	0	0-0	0-0	0	0
	<b>Totals</b>	<b>1</b>	<b>1</b>	<b>2</b>	<b>0.0-0</b>	<b>0.0-0</b>	<b>0</b>	<b>0-0</b>	<b>0-0</b>	<b>1</b>	<b>0</b>



Redshirt Sophomore / 5-8 / 173

**GLENN JARRIEL** 43

Wide Receiver / Okeechobee, Fla. / Glades Day HS

**2016:** Did not appear in a game... **2015:** Did not appear in any games and redshirted.

**PRIOR TO FLORIDA:** Walk-on who joined the team prior to the 2015 season.



Junior / 6-1 / 261

**CECE JEFFERSON** 96

Defensive Line / Glen St. Mary, Fla. / Baker County HS

**2016:** Played in 12 games and started six... Missed Florida's game against South Carolina due to an injury... Totaled 30 tackles, 6.5 tackles-for-loss, 1.5 sacks and five quarterback hurries... Notched a season-high five tackles and two quarterback hurries against Missouri... Recorded three solo tackles, including one tackle-for-loss against Iowa in the Outback Bowl... **2015:** Appeared in all 14 games, starting in four of them...Named to the SEC Coaches All-Freshman team...Named to the PFF All-Freshman Second Team...Tied for third on the team with 3.5 sacks.

**PRIOR TO FLORIDA:** Invited to the 2015 U.S. Army All-American Bowl in San Antonio, Texas...Earned All-State honors three times in his high school career...Missed most of his senior season with a shoulder injury...Had 68 tackles with 22 tackles-for-loss and 17.5

DEFENSE	G	UA	A	Total	TFL	Yds	Sacks	Yds	PD	FF	FR	QBH	INT
2015	14	18	11	29	8.5	51	3	33	1	1	1	2	0
2016	12	15	15	30	6.5	23	1	13	0	0	0	5	0
<b>TOTAL</b>	<b>26</b>	<b>33</b>	<b>26</b>	<b>59</b>	<b>15.0</b>	<b>74</b>	<b>4</b>	<b>46</b>	<b>1</b>	<b>1</b>	<b>1</b>	<b>7</b>	<b>0</b>

Date	Opponent	Solo	Ast	Tackles	TFL-Yds	Sk-Yds	FF	FR-Yds	Int-Yds	QBH	PBU
9/3/2016	UMASS	0	1	1	0.0-0	0.0-0	0	0-0	0-0	1	0
9/10/2016	KENTUCKY	1	0	1	1.0-3	0.0-0	0	0-0	0-0	0	0
9/17/2016	NORTH TEXAS	1	1	2	0.5-1	0.0-0	0	0-0	0-0	0	0
9/24/2016	at Tennessee	2	1	3	0.0-0	0.0-0	0	0-0	0-0	0	0
10/1/2016	at Vanderbilt	3	1	4	0.0-0	0.0-0	0	0-0	0-0	0	0
10/15/2016	MISSOURI	0	5	5	0.5-0	0.0-0	0	0-0	0-0	2	0
10/29/2016	vs Georgia	0	1	1	0.0-0	0.0-0	0	0-0	0-0	1	0
11/5/2016	at Arkansas	1	1	2	1.0-2	0.0-0	0	0-0	0-0	1	0
11/19/2016	at LSU	2	2	4	1.0-9	1.0-9	0	0-0	0-0	0	0
11/26/2016	at Florida State	1	1	2	1.0-2	0.0-0	0	0-0	0-0	0	0
12/3/2016	vs Alabama	1	1	2	0.5-4	0.5-4	0	0-0	0-0	0	0
1/2/2017	vs Iowa	3	0	3	1.0-2	0.0-0	0	0-0	0-0	0	0
<b>Totals</b>		<b>15</b>	<b>15</b>	<b>30</b>	<b>6.5-23</b>	<b>1.5-13</b>	<b>0</b>	<b>0-0</b>	<b>0-0</b>	<b>5</b>	<b>0</b>

Date	Opponent	Solo	Ast	Tackles	TFL-Yds	Sk-Yds	FF	FR-Yds	Int-Yds	QBH	PBU
9/5/2015	NEW MEXICO ST.	1	1	2	0.0-0	0.0-0	0	0-0	0-0	0	1
9/12/2015	EAST CAROLINA	1	1	2	0.0-0	0.0-0	0	0-0	0-0	0	0
9/19/2015	at Kentucky	2	3	5	1.0-3	0.5-2	0	0-0	0-0	0	0
9/26/2015	TENNESSEE	2	1	3	0.0-0	0.0-0	0	0-0	0-0	1	0
10/3/2015	OLE MISS	0	1	1	0.0-0	0.0-0	0	1-11	0-0	1	0
10/10/2015	at Missouri	2	0	2	1.0-17	1.0-17	0	0-0	0-0	0	0
10/17/2015	at LSU	0	1	1	0.0-0	0.0-0	0	0-0	0-0	0	0
10/31/2015	vs Georgia	0	1	1	0.0-0	0.0-0	0	0-0	0-0	0	0
11/7/2015	VANDERBILT	2	0	2	1.0-3	0.0-0	0	0-0	0-0	0	0
11/14/2015	at South Carolina	2	0	2	2.0-8	0.0-0	0	0-0	0-0	0	0
11/21/2015	FLORIDA ATLANTIC	4	0	4	2.0-11	1.0-5	0	0-0	0-0	0	0
11/28/2015	FLORIDA STATE	1	2	3	1.5-9	1.0-9	1	0-0	0-0	0	0
12/5/2015	vs Alabama	0	0	0	0.0-0	0.0-0	0	0-0	0-0	0	0
1/1/2016	vs Michigan	1	0	1	0.0-0	0.0-0	0	0-0	0-0	0	0
<b>Totals</b>		<b>18</b>	<b>11</b>	<b>29</b>	<b>8.5-51</b>	<b>3.5-33</b>	<b>1</b>	<b>1-11</b>	<b>0-0</b>	<b>2</b>	<b>1</b>



Junior / 6-6 / 311

**FRED JOHNSON** 74

Offensive Line / West Palm Beach, Fla. / Royal Palm Beach HS

**2016:** Played in 12 games and started eight... Began the season as Florida's right tackle, but finished the year as UF's starting right guard... **2015:** Appeared in eight games, starting two at right tackle (vs. Vanderbilt, vs. Michigan)...Helped pave the way for running back Kelvin Taylor to rush for 1,035 yards, just the ninth player in school history to break the 1,000-yard plateau.

**PRIOR TO FLORIDA:** Named to the 2014 Class 7A All-State Second Team...Helped lead Royal Palm Beach to a Class 7A regional final in 2014...Played for Coach Willie Bueno... Also a basketball player in high school...Became the first recruit from Palm Beach County to join the Gators since current UF former back Kelvin Taylor did so in 2013.



Redshirt Sophomore / 6-1 / 231

**KYLAN JOHNSON** 28

Linebacker / Dallas, Texas / Skyline HS

**2016:** Appeared in all 13 games and started six contests throughout the season... Began the season as a reserve linebacker and member of Florida's special teams' units... Started the final five games of the season at linebacker after the Gators sustained some injuries... Totaled 39 tackles, five tackles-for-loss, one sack, one pass breakup, one quarterback hurry and one fumble recovery... In his first-career start at Vanderbilt, Johnson tallied three tackles... Recorded a season-high eight tackles and one sack at LSU... **2015:** Did not see any game action and redshirted...Converted to linebacker during the season.

**PRIOR TO FLORIDA:** Quarterbacked Skyline to a 14-1 record last season, and threw for 2,456 yards and had 36 touchdown passes without throwing an interception in his senior year...He also rushed for almost 400 yards and 10 touchdowns in 2014...Plans on playing safety at UF, while potentially returning kicks and being a wildcat quarterback... Played for Coach Reginald Samples.

(continued on next page)



DEFENSE	G	UA	A Total	TFL	Yds	Sacks	Yds	PD	FF	FR	QBH	INT
2015	0	0	0	0	0	0	0	0	0	0	0	0
2016	13	19	20	39	5.0	20	1	5	1	0	1	0
<b>TOTAL</b>	<b>13</b>	<b>19</b>	<b>20</b>	<b>39</b>	<b>5.0</b>	<b>20</b>	<b>1</b>	<b>5</b>	<b>1</b>	<b>0</b>	<b>1</b>	<b>0</b>

Date	Opponent	Solo	Ast	Tackles	TFL-Yds	Sk-Yds	FF	FR-Yds	Int-Yds	QBH	PBU
9/3/2016	UMASS	0	0	0	0.0-0	0.0-0	0	0-0	0-0	0	0
9/10/2016	KENTUCKY	1	2	3	0.5-1	0.5-1	0	0-0	0-0	0	0
9/17/2016	NORTH TEXAS	0	0	0	0.0-0	0.0-0	0	0-0	0-0	0	0
9/24/2016	at Tennessee	0	1	1	0.0-0	0.0-0	0	0-0	0-0	0	0
10/1/2016	at Vanderbilt	2	1	3	0.0-0	0.0-0	0	0-0	0-0	0	0
10/15/2016	MISSOURI	1	1	2	0.0-0	0.0-0	0	0-0	0-0	0	0
10/29/2016	vs Georgia	0	0	0	0.0-0	0.0-0	0	0-0	0-0	0	0
11/5/2016	at Arkansas	1	3	4	1.0-4	0.5-4	0	0-0	0-0	0	0
11/12/2016	SOUTH CAROLINA	2	5	7	1.0-3	0.0-0	0	0-0	0-0	0	0
11/19/2016	at LSU	5	3	8	0.0-0	1.0-9	0	1-0	0-0	0	0
11/26/2016	at Florida State	3	3	6	0.5-1	0.0-0	0	0-0	0-0	0	1
12/3/2016	vs Alabama	4	1	5	2.0-11	0.5-4	0	0-0	0-0	0	0
1/2/2017	vs Iowa	0	0	0	0.0-0	0.0-0	0	0-0	0-0	1	0
<b>Totals</b>		<b>19</b>	<b>20</b>	<b>39</b>	<b>5.0-20</b>	<b>1.0-5</b>	<b>0</b>	<b>1-0</b>	<b>0-0</b>	<b>1</b>	<b>1</b>

DEFENSE	G	UA	A Total	TFL	Yds	Sacks	Yds	PD	FF	FR	QBH	INT
2016	13	7	6	13	1.0	2	0	0	1	0	1	0
<b>TOTAL</b>	<b>13</b>	<b>7</b>	<b>6</b>	<b>13</b>	<b>1.0</b>	<b>2</b>	<b>0</b>	<b>0</b>	<b>1</b>	<b>0</b>	<b>1</b>	<b>0</b>

Date	Opponent	Solo	Ast	Tackles	TFL-Yds	Sk-Yds	FF	FR-Yds	Int-Yds	QBH	PBU
9/3/2016	UMASS	0	0	0	0.0-0	0.0-0	0	0-0	0-0	0	0
9/10/2016	KENTUCKY	1	0	1	0.0-0	0.0-0	0	0-0	0-0	0	0
9/17/2016	NORTH TEXAS	0	0	0	0.0-0	0.0-0	0	0-0	0-0	0	0
9/24/2016	at Tennessee	0	0	0	0.0-0	0.0-0	0	0-0	0-0	0	0
10/1/2016	at Vanderbilt	0	0	0	0.0-0	0.0-0	0	0-0	0-0	0	0
10/15/2016	MISSOURI	0	1	1	0.0-0	0.0-0	0	0-0	0-0	0	0
10/29/2016	vs Georgia	0	0	0	0.0-0	0.0-0	0	0-0	0-0	0	0
11/5/2016	at Arkansas	0	0	0	0.0-0	0.0-0	0	0-0	0-0	0	0
11/12/2016	SOUTH CAROLINA	0	1	1	0.0-0	0.0-0	0	0-0	0-0	0	0
11/19/2016	at LSU	1	1	2	0.0-0	0.0-0	0	1-0	0-0	0	0
11/26/2016	at Florida State	1	1	2	0.0-0	0.0-0	0	0-0	0-0	0	0
12/3/2016	vs Alabama	0	0	0	0.5-1	0.0-0	0	0-0	0-0	0	0
1/2/2017	vs Iowa	4	2	6	1.0-2	0.0-0	0	0-0	0-0	0	1
<b>Totals</b>		<b>7</b>	<b>6</b>	<b>13</b>	<b>1.0-2</b>	<b>0.0-0</b>	<b>0</b>	<b>1-0</b>	<b>0-0</b>	<b>0</b>	<b>1</b>



Junior / 6-4 / 309

**TYLER JORDAN** 64

Offensive Line / Jacksonville, Fla. / Bishop Kenny HS

**2016:** Played in 11 games and recorded seven starts throughout the season... Missed a pair of games due an injury he sustained in Florida's game against South Carolina... Saw time at right tackle and center throughout the season... **2015:** Appeared in all 14 games, starting the final three at right guard.

**PRIOR TO FLORIDA:** Played in the 2015 Under Armour All-America Game in St. Petersburg, Fla... Helped lead Bishop Kenny to a 10-2 record in 2014 before losing in the Class 5A Regional Finals... Named to the 2014 Class 5A All-State First Team... Class 5A All-State Second Team selection as a junior... Team was 10-1 in his junior season... Played for Coach Mark Thorson.




Sophomore / 6-1 / 226

**VOSEAN JOSEPH** 11

Linebacker / Miami, Fla. / Norland HS

**2016:** Played in all 13 games and recorded one start... Was a key member of all four special teams' units and a reserve linebacker throughout the season... Totaled 13 tackles, one tackle-for-loss, one pass breakup, and one fumble recovery... Recorded a pair of special teams' tackles during the season... Notched his lone start of the season in the Outback Bowl against Iowa where he recorded six tackles, one tackle-for-loss and one pass breakup.

**PRIOR TO FLORIDA:** Florida 2015 6A First Team All-State...Played on the 2016 U.S. Under-19 National Team in the International Bowl against Canada at AT&T Stadium in Texas...Senior Season: Totaled 97 tackles, seven sacks and five forced fumbles according to the Orlando Sentinel despite missing the final two games...Played for Coach Daryle Heidelberg.



Redshirt Freshman / 5-8 / 160

**DANIEL JUSTINO** 79

Kicker / Green Cove Springs, Fla. / Middleburg HS

**2016:** Did not see any game action and redshirted... Joined the team as a walk-on in the Summer of 2016.



Redshirt Sophomore / 5-11 / 223

**JAHIM LAWRENCE** 58

Linebacker / Hollywood, Fla. / Miami Norland HS

**2016:** Did not appear in a game... **2015:** Did not see any game action and redshirted.

**PRIOR TO FLORIDA:** Walked on to the Gator football team in the summer of 2015.



Redshirt Freshman / 5-11 / 202

**QUINCY LENTON** 27

Defensive Back / Meridian, Miss. / Meridian HS

**2016:** Did see any game action and redshirted.

**PRIOR TO FLORIDA:** Played in the Alabama-Mississippi All-Star Game...Senior Season: 29 tackles (21 solo), one interception, three passes defended; 23 receptions for 255 yards and three touchdowns, one carry for 62 yards and a touchdown...Junior Season: 44 tackles (25 solo), two interceptions, one pass defended, two forced fumbles; six receptions for 96 yards and three touchdowns...Sophomore Season: 14 tackles (ten solo), two passes defended...Played for Coach Larry Weems.



Redshirt Junior / 6-4 / 231

## C'YONTAI LEWIS

80

Tight End / Eutaw, Ala. / Kingwood Christian

**2016:** Appeared in 12 games and recorded 11 starts... Missed Florida's season opener against UMass... Totaled 18 receptions for 184 yards and two touchdowns... Finished fifth on the team in receptions... Was a key member of a few of Florida's special teams' units... Recorded his receiving touchdowns against Georgia and South Carolina... Also in the game against USC, Lewis tallied a career-high four receptions... **2015:** Appeared in nine games, starting one...Tallied two receptions for 44 yards and two touchdowns in his collegiate debut against New Mexico State...Became the first Gator tightend since Jordan Reed (Oct. 20, 2012 vs. S. Carolina) with two receiving touchdowns...**2014:** Did not see any game action and redshirted.

**PRIOR TO FLORIDA:** As a senior, Lewis caught 45 passes for 703 yards and scored 10 touchdowns...Also saw time at safety, linebacker, defensive end and kick returner... Notched 78 tackles, including 45 solo, in 2013...Snagged three interceptions, notched a safety and recovered a fumble as a senior...Recorded 313 yards and four touchdowns as a junior at Northridge High School...Also played basketball at Kingwood...Coached by Steve Birmingham.

RECEIVING	G	Rec	Yds	TD	Lg	Rec/G	Avg/C	Avg/G
2015	9	4	75	2	32	0.4	18.8	8.3
2016	12	18	184	2	33	1.5	10.2	15.3
<b>TOTAL</b>	<b>21</b>	<b>22</b>	<b>259</b>	<b>4</b>	<b>33</b>	<b>1.0</b>	<b>11.8</b>	<b>12.3</b>

Date	Opponent	Receiving			
		No.	Yds	TD	Lg
9/3/2016	UMASS	0	0	0	0
9/10/2016	KENTUCKY	1	7	0	7
9/17/2016	NORTH TEXAS	1	4	0	4
9/24/2016	at Tennessee	2	7	0	5
10/1/2016	at Vanderbilt	2	39	0	33
10/15/2016	MISSOURI	1	13	0	13
10/29/2016	vs. Georgia	2	36	1	19
11/5/2016	at Arkansas	1	17	0	17
11/12/2016	SOUTH CAROLINA	4	38	1	12
11/19/2016	at LSU	1	3	0	3
11/26/2016	at Florida State	1	10	0	10
12/3/2016	vs. Alabama	2	10	0	6
1/2/2016	vs. Iowa	0	0	0	0
	<b>Totals</b>	<b>18</b>	<b>184</b>	<b>2</b>	<b>33</b>

Date	Opponent	Receiving			
		No.	Yds	TD	Lg
9/5/2015	NEW MEXICO ST.	2	44	2	32
9/12/2015	EAST CAROLINA	1	6	0	6
10/31/2015	vs Georgia	1	25	0	25
11/7/2015	VANDERBILT	0	0	0	0
11/14/2015	at South Carolina	0	0	0	0
11/21/2015	FLORIDA ATLANTIC	0	0	0	0
11/28/2015	FLORIDA STATE	0	0	0	0
12/5/2015	vs Alabama	0	0	0	0
1/1/2016	vs Michigan	0	0	0	0
	<b>Totals</b>	<b>4</b>	<b>75</b>	<b>2</b>	<b>32</b>



Redshirt Junior / 5-9 / 180

## DRE MASSEY

9

Wide Receiver / Greenville, S.C. / Mauldin HS / Holmes CC

**2016:** Played in the first half of Florida's season opener against UMass before suffering a season-ending knee injury... Recorded one kick return for 21 yards... Earned a medical redshirt.

**PRIOR TO FLORIDA:** Earned MACJC All-State and First Team All-Region honors in 2015 at Holmes Community College...Played in nine games at Holmes C.C. in 2015 and totaled 548 receiving yards on 21 catches (26.1 ypc) with six touchdowns in 2015...Also had 452 rushing yards on 59 carries (7.7 ypc) with three touchdowns as a sophomore at Holmes CC...Had 567 yards with five total touchdowns in his freshman season at Holmes in 2014...In his senior year at Mauldin in 2013, he passed for 2,798 yards and 28 touchdowns while rushing for 2,050 yards with 34 scores on the ground.



Redshirt Sophomore / 6-1 / 308

## T.J. McCOY

59

Offensive Line / Clermont, Fla. / South Lake HS / N.C. State

**2016:** Appeared in seven games throughout the season and made four starts... Made his UF debut against Kentucky in the second week of the season... Came off the bench to play center in Florida's game against South Carolina and never came off the field again; played three-plus quarters at center for the Gators against the Gamecocks, and then started the final four contests of the season... **2015:** Did not appear in any games and redshirted.

**PRIOR TO FLORIDA:** Enrolled at N.C. State in January of 2015 but transferred to Florida in the summer...Played on both the offensive and defensive line for coach Mark Woolum...Saw action at center as a senior, after previously playing both guard and tackle at South Lake... Helped lead his team to an 8-3 record and the first round of the Florida 6A State Championship... Played in the Central Florida All-Star Game... Son of former Florida Gators defensive tackle Tony McCoy, who played in the NFL for the Indianapolis Colts (1992-1999) and Arizona Cardinals (2000)... Ranked No. 89 offensive guard nationally by Scout.com.



Redshirt Freshman / 5-11 / 171

## C.J. McWILLIAMS

12

Defensive Back / Miami, Fla. / Southwest HS

**2016:** Did not see any game action and redshirted.

**PRIOR TO FLORIDA:** Senior Season: Totaled 73 tackles and six interceptions on the year, returning one for a touchdown...Junior Season: Averaged about eight tackles per game according to the Orlando Sentinel and recorded one interception...Also played wide receiver in high school...Played for Coach Tim Neal at Southwest...Ran track in high school and recorded a 100-meter time of 10.7 as a junior.






Redshirt Freshman / 5-9 / 171

**EDWITCH MERISIER** 48

Defensive Back / Lehigh Acres, Fla. / Fort Myers HS

**2016:** Did not see any game action and redshirted.

**PRIOR TO FLORIDA:** Joined the team as a walk-on in the summer of 2016.



Redshirt Sophomore / 6-1 / 180

**CHARLES NORDMAN** 45

Wide Receiver / Deland, Fla. / Deland HS

**2016:** Did not see any game action and redshirted.

**PRIOR TO FLORIDA:** Joined the team as a walk-on in the summer of 2016.



Redshirt Junior / 5-9 / 171

**JACOB MESENGER** 39

Wide Receiver / Sunrise, Fla. / Piper HS

**PRIOR TO FLORIDA:** Joined the team as a walk-on in the spring of 2017.



Redshirt Sophomore / 6-1 / 192

**TUCKER NORDMAN** 44

Wide Receiver / Deland, Fla. / Deland HS

**2016:** Did not see any game action and redshirted.

**PRIOR TO FLORIDA:** Joined the team as a walk-on in the summer of 2016.




Redshirt Junior / 6-6 / 301

**ANDREW MIKE** 77

Offensive Line / Tucson, Ariz. / Sabino HS

**2016:** Appeared in twelve games as a reserve offensive lineman and a member of Florida's field goal unit on special teams. . . Named to the SEC Academic Honor Roll. . . **2015:** Appeared in four games. . . Named to SEC Academic Honor Roll. . . **2014:** Did not see game action and redshirted.

**PRIOR TO FLORIDA:** Played in the Semper Fi All-American Bowl in California. . . Named to the Arizona All-State Div. III First Team Offense as both a senior and junior. . . Led Sabino to a 9-3 record as a senior, 10-1 record as a junior and 11-2 record in 2011 as a sophomore. . . Also played some defense in high school. . . Chose Florida over Arkansas, Arizona, Nebraska and Washington. . . Coached by Jay Campos.



Redshirt Freshman / 6-2 / 187

**NICK OELRICH** 38

Defensive Back / Newberry, Fla. / Newberry HS

**2016:** Did not see any game action and redshirted.

**PRIOR TO FLORIDA:** Joined the team as a walk-on in the summer of 2016.



Redshirt Freshman / 6-4 / 218

**JEREMIAH MOON** 50

Linebacker / Hoover, Ala. / Hoover HS

**2016:** Played in Florida's first two games of the season before suffering a season-ending injury. . . Recorded one tackle in UF's opener against UMass. . . Totaled two tackles in Week 2 against Kentucky. . . Earned a medical redshirt.

**PRIOR TO FLORIDA:** Alabama Class 7A First Team All-State. . . Led his team to a 10-3 record as a senior reached the Class 7A State Semifinals. . . Participated in the 2015 Mississippi-Alabama All-Star Football Game. . . Played for Coach Josh Niblett.



Sophomore / 5-11 / 221

**LAMICAL PERINE** 22

Running Back / Theodore, Ala. / Theodore HS

**2016:** Played in all 13 games throughout the season. . . Finished second on the team with 421 yards on 91 carries (4.6 avg) and one touchdown. . . Caught nine passes for 161 yards and one touchdown. . . Had a 17.9 average yards per reception, which ranked second on the team. . . Was the team's leading rusher against Kentucky (105 yards) and Missouri (106 yards). . . Was one of 14 FBS true freshmen to post multiple 100-yard rushing games and one of eight to post both 100-yard games against a Power Five opponent. . . Became the first UF freshman running back since Jeff Demps in 2008 to have multiple 100-yard rushing games against SEC Opponents. . . Became the 16th UF true freshman since 1955 to rush for 100 yards in a game. . . Scored his first-career touchdown on a 28-yard reception against Kentucky. . . Recorded his first rushing touchdown against North Texas on a two-yard scamper in the second quarter. . . Served as a reserve kick returner as he totaled four kickoff returns for 86 yards (21.5 average). . . Notched his longest return of the season (41 yards) against Missouri.

**PRIOR TO FLORIDA:** Played in the Alabama-Mississippi All-Star Game. . . Alabama Class 7A First Team All-State as a senior after rushing for 1,654 yards and 15 touchdowns. . . *(continued on next page)*

Junior Season: 216 carries for 1,416 yards and 15 touchdowns; 13 receptions for 255 yards and two touchdowns... Sophomore Season: 118 carries for 554 yards; 14 receptions for 65 yards... Played for Coach Eric Collier... Paid for his own bus ticket to visit UF for camp in the summer of 2014 so the coaches could see him play... Related to Washington Redskins running back Samajee Perine and Jacksonville Jaguars linebacker Myles Jack... Dad, Terrance, played at Auburn.

RUSHING	G	Att	Yds	TD	Lg	Avg/R	Avg/G
2016	13	91	421	1	59	4.6	32.4
<b>TOTAL</b>	<b>13</b>	<b>91</b>	<b>421</b>	<b>1</b>	<b>59</b>	<b>4.6</b>	<b>32.4</b>

RECEIVING	G	Rec	Yds	TD	Lg	Rec/G	Avg/C	Avg/G
2016	13	9	161	1	32	0.7	17.9	12.4
<b>TOTAL</b>	<b>13</b>	<b>9</b>	<b>161</b>	<b>1</b>	<b>32</b>	<b>0.7</b>	<b>17.9</b>	<b>12.4</b>

KICK RET	G	No.	Yds	TD	Lg	Avg/R	Avg/G
2016	13	4	86	0	41	21.5	6.6
<b>TOTAL</b>	<b>13</b>	<b>4</b>	<b>86</b>	<b>0</b>	<b>41</b>	<b>21.5</b>	<b>6.6</b>

Date	Opponent	Rushing				Receiving			
		No.	Yds	TD	Lg	No.	Yds	TD	Lg
9/3/2016	UMASS	1	-1	0	0	0	0	0	0
9/10/2016	KENTUCKY	17	105	0	36	1	28	1	28
9/10/2016	NORTH TEXAS	11	57	1	13	1	29	0	29
9/24/2016	at Tennessee	2	5	0	5	0	0	0	0
10/1/2016	at Vanderbilt	6	28	0	10	0	0	0	0
10/15/2016	MISSOURI	11	106	0	59	1	31	0	31
10/29/2016	vs. Georgia	15	33	0	5	3	15	0	10
11/5/2016	at Arkansas	3	3	0	4	0	0	0	0
11/12/2016	SOUTH CAROLINA	5	11	0	7	0	0	0	0
11/19/2016	at LSU	7	38	0	22	0	0	0	0
11/26/2016	@ Florida State	3	9	0	6	2	26	0	25
12/3/2016	vs. Alabama	3	8	0	7	1	32	0	32
1/2/2016	vs. Iowa	7	19	0	4	0	0	0	0
<b>Totals</b>		<b>91</b>	<b>421</b>	<b>1</b>	<b>59</b>	<b>9</b>	<b>161</b>	<b>1</b>	<b>32</b>

Date	Opponent	Kick Returns			All	
		No	Yds	TD	Lg	Purp
9/3/2016	UMASS	0	0	0	0	-1
9/10/2016	KENTUCKY	0	0	0	21	133
9/10/2016	NORTH TEXAS	0	0	0	21	86
9/24/2016	at Tennessee	1	14	0	14	19
10/1/2016	at Vanderbilt	1	29	0	29	57
10/15/2016	MISSOURI	1	41	0	41	178
10/29/2016	vs. Georgia	0	0	0	0	48
11/5/2016	at Arkansas	1	2	0	2	5
11/12/2016	SOUTH CAROLINA	0	0	0	0	11
11/19/2016	at LSU	0	0	0	0	38
11/26/2016	at Florida State	0	0	0	0	35
12/3/2016	vs. Alabama	0	0	0	0	40
1/2/2016	vs. Iowa	0	0	0	0	19
<b>Totals</b>		<b>4</b>	<b>85</b>	<b>0</b>	<b>41</b>	<b>668</b>

Freshman / 5-9 / 169



## AUSTIN PERRY

Defensive Back / Orlando, Fla. / Jones HS

**PRIOR TO FLORIDA:** Joined the team as a walk-on in the Summer of 2017.

Redshirt Junior / 6-0 / 173



## EDDY PINEIRO

Kicker / Miami, Fla. / Sunset HS / ASA CC

15

**2016:** Garnered Second Team All-SEC honors by Pro Football Focus and Athlon Sports... Named SEC Special Teams Player of the Week after hitting three field goals, including two 30-plus yarders, in UF's win at LSU... Earned ESPN All-Bowl Team honors after helping the Gators to a win over Iowa in the Outback Bowl as he hit three field goals, including two 40-plus yarders in that contest... Finished the season with an 84.0 field goals made percentage by placing 21 of 25 field goals through the uprights, including going a perfect 3-for-3 on kicks 50 yards or longer and made multiple field goals in seven games on the season... Made 11 field goals of 40-plus yards, which was the most by a UF kicker in a season since 1996... Made two 54-yard field goals, which is tied for sixth-longest in school history... In his UF debut against UMass, he went three-for-three with all three attempts from over 40 yards... Became the first UF kicker since Matt Leach (Nov. 29, 2003 vs. FSU) to make three field goals of 40-plus yards in a game... Was also the Gators' primary kick-off specialist, netting an FBS-best 64.8-yard average and 48 touchbacks (ranked 15th in the country) on the season... Tied for third nationally with 1.85 field goals made per game... Finished third in the SEC with 21 made field goals... Led the Gators in scoring during the season with 95 points.

**PRIOR TO FLORIDA:** A standout soccer player at Miami Sunset Senior High School... Played soccer at ASA Community College in Miami prior to enrolling at Florida on a football scholarship... Only played in seven football games in his high school career, primarily handling kickoff duties and extra points for his high school team... Has worked with kicking instructor Brandon Kornblue... Parents are of Cuban and Nicaraguan descent.

### CAREER HIGHS:

FG Attempted: 3 (4x, last vs. LSU, 2016)

FG Made: 3 (2x, last vs. LSU, 2016)

FG Long: 54 (2x, last vs. USC, 2016)

Kickoffs: 8 (2x, last vs. Missouri, 2016)

Kickoffs Yards: 524 (Kentucky, 2016)

(continued on next page)



Senior / 5-9 / 184



# BRANDON POWELL

4

Wide Receiver / Deerfield Beach, Fla. / Deerfield Beach HS

**2016:** Recorded 11 starts and played in all 13 games throughout the season. . . Finished second on team with 45 receptions and 387 receiving yards. . . Tied for second on the team with two touchdown catches (UMass, Kentucky). . . Talled seven rushes for 18 yards. . . Returned five punts and two kickoffs throughout the season. . . Notched a career-high nine catches and 59 receiving yards against Alabama in the SEC Championship Game. . . **2015:** Appeared in all 14 games, starting 10. Returned 24 of 33 kickoffs for UF as season ago with an average of 21.2 yards per return. Notched a 71-yard kickoff return on the opening kickoff against Vanderbilt last season, which was the longest by a Gator to open a game since Andre Debose's 99-yard kickoff return against South Carolina on Nov. 13, 2010. Caught 29 passes for 390 yards in 2015 for an average of 27.9 yards per game. Recorded three touchdowns with his longest coming on a 77-yard reception against Ole Miss. **2014:** Played in 11 games as a true freshman, starting twice. Saw time at both running back and receiver. Totaled 16 carries for 70 yards with one touchdown on the ground and had 15 receptions for 147 yards with one receiving touchdown. Opened his career with a 12-yard rushing touchdown in the season opener against Eastern Michigan. Set career highs with six catches for 66 yards against LSU. Had a career-long 42 yard catch at FSU. Scored his first career receiving touchdown against ECU in the Birmingham Bowl. Named to the SEC Academic Honor Roll.

**PRIOR TO FLORIDA:** Enrolled in January of 2014. Named First Team Class 8A All-State as a senior. The Broward County 8A-7A-6A Player of the Year in 2013. Rushed for 1,339 yards on 141 carries as a senior with 20 touchdowns. Also had 21 catches for 289 yards and two scores and 452 return yards and a touchdown on special teams. Also had three interceptions playing defense. Rushed for 133 yards and two scores on 17 carries to lead Deerfield Beach to its first win in six years over St. Thomas Aquinas. Totaled 1,180 rushing yards with 13 touchdowns as a junior. Coached by Allen Jackson at Deerfield.

Date	Opponent	Field Goals			PATs		Kickoffs				
		Mad-Att	Lg	Blkd	Mad-Att	Pts	No	Yds	Avg	TB	OB
9/3/2016	UMASS	3-3	49	0	1-1	10	6	386	64.3	4	0
9/10/2016	KENTUCKY	1-3	54	0	6-6	9	8	524	65.5	5	1
9/17/2016	NORTH TEXAS	1-1	22	0	3-3	10	6	387	64.5	5	0
9/24/2016	at Tennessee	0-0	0	0	4-4	4	4	260	65	3	0
10/1/2016	at Vanderbilt	2-2	42	0	1-1	7	3	195	65	3	0
10/15/2016	MISSOURI	2-3	53	0	4-4	10	8	520	65	6	0
10/29/2016	vs. Georgia	1-2	38	0	3-3	6	5	325	65	4	0
11/5/2016	at Arkansas	1-1	49	0	1-1	4	2	130	65	1	0
11/12/2016	SOUTH CAROLINA	2-2	54	0	2-2	8	5	325	65	4	0
11/19/2016	at LSU	3-3	36	0	1-1	10	5	316	63.2	4	0
11/26/2016	at Florida State	2-2	41	0	1-1	7	4	243	60.8	1	2
12/3/2016	vs. Alabama	0-0	0	0	2-2	2	3	195	65	3	0
1/2/2017	vs. Iowa	3-3	48	0	3-3	12	7	470	67.1	5	0
<b>Totals</b>		<b>21-25</b>	<b>54</b>	<b>0</b>	<b>32-32</b>	<b>95</b>	<b>66</b>	<b>4277</b>	<b>64.8</b>	<b>48</b>	<b>3</b>

Sophomore / 6-2 / 271



# JACHAI POLITE

99

Defensive Line / Daytona Beach, Fla. / Mainland HS

**2016:** Played in 12 games throughout the season as a reserve defensive lineman. Totaled 11 tackles, 3.5 tackles-for-loss, 2.0 sacks, one quarterback hurry and one forced fumble. In his collegiate debut against UMass, Polite recorded one tackle. Recorded a season-best two tackles against Missouri, Alabama and Iowa. Had his best game on the season in UF's SEC opener against UK as he tallied his first-career sack and forced fumble.

**PRIOR TO FLORIDA:** Led his team to an 11-2 record as a senior and a berth in the Class 6A Regional Finals. Senior Season: 10 tackles (6 solo), 4 sacks, 1 fumble recovery. Junior season: 81 tackles (43 solo), 13 sacks, 2 forced fumbles, 7 passes deflected. Named Class 6A Second Team All-State as a junior at in 2014. Played for Coach Scott Wilson.

DEFENSE	G	UA	A	Total	TFL	Yds	Sacks	Yds	PD	FF	FR	QBH	INT
2016	12	6	5	11	3.5	12	2.0	9	0	1	0	1	0
<b>TOTAL</b>	<b>12</b>	<b>6</b>	<b>5</b>	<b>11</b>	<b>3.5</b>	<b>12</b>	<b>2.0</b>	<b>9</b>	<b>0</b>	<b>1</b>	<b>0</b>	<b>1</b>	<b>0</b>

Date	Opponent	Solo	Ast	Tackles	TFL-Yds	Sk-Yds	FF	FR-Yds	Int-Yds	QBH	PBU
9/3/2016	UMASS	1	0	1	0.0-0	0.0-0	0	0-0	0-0	0	0
9/10/2016	KENTUCKY	1	0	1	1.0-5	1.0-5	1	0-0	0-0	0	0
9/17/2016	NORTH TEXAS	1	0	1	1.0-4	1.0-4	0	0-0	0-0	0	0
9/24/2016	at Tennessee	0	0	0	0.0-0	0.0-0	0	0-0	0-0	0	0
10/1/2016	at Vanderbilt	0	1	1	0.0-0	0.0-0	0	0-0	0-0	0	0
10/15/2016	MISSOURI	0	2	2	0.0-0	0.0-0	0	0-0	0-0	0	0
10/29/2016	vs Georgia	0	0	0	0.0-0	0.0-0	0	0-0	0-0	0	0
11/12/2016	SOUTH CAROLINA	0	0	0	0.0-0	0.0-0	0	0-0	0-0	1	0
11/19/2016	at LSU	0	0	0	0.0-0	0.0-0	0	0-0	0-0	0	0
11/26/2016	at Florida State	0	1	1	0.0-0	0.0-0	0	0-0	0-0	0	0
12/3/2016	vs Alabama	1	1	2	1.5-3	1.5-3	0	0-0	0-0	0	0
1/2/2017	vs Iowa	2	0	2	0.0-0	0.0-0	0	0-0	0-0	0	0
<b>Totals</b>		<b>6</b>	<b>5</b>	<b>11</b>	<b>3.5-12</b>	<b>3.5-12</b>	<b>1</b>	<b>0-0</b>	<b>0-0</b>	<b>1</b>	<b>0</b>

RECEIVING	G	Rec	Yds	TD	Lg	Rec/G	Avg/C	Avg/G
2014	11	15	147	1	42	1.4	9.8	13.4
2015	14	29	390	3	77	2.1	13.4	27.9
2016	13	45	387	2	26	3.5	8.6	29.8
<b>TOTAL</b>	<b>38</b>	<b>89</b>	<b>924</b>	<b>6</b>	<b>77</b>	<b>2.3</b>	<b>10.4</b>	<b>24.3</b>

RUSHING	G	Att	Yds	TD	Lg	Avg/C	Avg/G
2014	11	16	70	1	13	4.4	6.4
2015	14	14	31	0	7	2.2	2.2
2016	13	7	6	0	8	0.9	0.5
<b>TOTAL</b>	<b>38</b>	<b>37</b>	<b>107</b>	<b>1</b>	<b>13</b>	<b>2.9</b>	<b>2.8</b>

PUNT RET	G	No.	Yds	TD	Lg	Avg/R	Avg/G
2014	11	0	0	0	0	0	0
2015	14	1	0	0	0	0	0
2016	13	5	23	0	7	4.6	1.8
<b>TOTAL</b>	<b>38</b>	<b>6</b>	<b>23</b>	<b>0</b>	<b>7</b>	<b>3.8</b>	<b>0.6</b>

(continued on next page)

KICK RET	G	No.	Yds	TD	Lg	Avg/R	Avg/G
2014	11	5	98	0	37	19.6	8.9
2015	14	24	510	0	71	21.2	36.4
2016	13	2	28	0	16	14.0	2.2
<b>TOTAL</b>	<b>38</b>	<b>31</b>	<b>636</b>	<b>0</b>	<b>71</b>	<b>20.5</b>	<b>16.7</b>

ALL PURP	G	Rush	Rec	PR	KR	IR	Total	Avg/G
2014	11	70	147	0	98	0	315	28.6
2015	14	31	390	0	510	0	931	66.5
2016	13	2	387	23	28	0	444	34.2
<b>TOTAL</b>	<b>38</b>	<b>107</b>	<b>924</b>	<b>23</b>	<b>636</b>	<b>0</b>	<b>1690</b>	<b>44.5</b>

Date	Opponent	Rushing				Receiving			
		No.	Yds	TD	Lg	No.	Yds	TD	Lg
9/3/2016	UMASS	0	0	0	0	7	73	1	26
9/10/2016	KENTUCKY	0	0	0	0	4	43	1	18
9/17/2016	NORTH TEXAS	0	0	0	0	3	20	0	11
9/24/2016	at Tennessee	0	0	0	0	1	9	0	9
10/1/2016	at Vanderbilt	1	-2	0	0	4	23	0	15
10/15/2016	MISSOURI	2	14	0	8	4	38	0	12
10/29/2016	vs. Georgia	1	3	0	3	2	12	0	6
11/5/2016	at Arkansas	0	0	0	0	2	41	0	21
11/12/2016	SOUTH CAROLINA	1	-8	0	0	3	32	0	24
11/19/2016	at LSU	0	0	0	0	1	5	0	5
11/26/2016	at Florida State	1	-2	0	0	3	17	0	8
12/3/2016	vs. Alabama	1	1	0	0	9	59	0	13
1/2/2016	vs. Iowa	0	0	0	0	2	15	0	8
<b>Totals</b>		<b>7</b>	<b>6</b>	<b>0</b>	<b>8</b>	<b>45</b>	<b>387</b>	<b>2</b>	<b>26</b>

Date	Opponent	Rushing				Receiving			
		No.	Yds	TD	Lg	No.	Yds	TD	Lg
9/5/2015	NEW MEXICO ST.	0	0	0	0	2	50	1	37
9/12/2015	EAST CAROLINA	1	3	0	3	3	29	0	26
9/19/2015	at Kentucky	0	0	0	0	2	19	0	10
9/26/2015	TENNESSEE	1	7	0	7	5	64	1	21
10/3/2015	OLE MISS	0	0	0	0	1	77	1	77
10/10/2015	at Missouri	2	4	0	4	3	13	0	13
10/17/2015	at LSU	2	-1	0	0	4	42	0	18
10/31/2015	vs Georgia	1	1	0	1	1	-3	0	0
11/7/2015	VANDERBILT	3	6	0	3	1	17	0	17
11/14/2015	at South Carolina	3	9	0	6	3	36	0	16
11/21/2015	FLORIDA ATLANTIC	0	0	0	0	0	0	0	0
11/28/2015	FLORIDA STATE	1	2	0	2	3	20	0	9
12/5/2015	vs Alabama	0	0	0	0	0	0	0	0
1/1/2016	vs Michigan	0	0	0	0	1	26	0	26
<b>Totals</b>		<b>14</b>	<b>31</b>	<b>0</b>	<b>7</b>	<b>29</b>	<b>390</b>	<b>3</b>	<b>77</b>


Date	Opponent	Rushing				Receiving			
		No.	Yds	TD	Lg	No.	Yds	TD	Lg
9/6/2014	EASTERN MICHIGAN	3	24	1	12	1	0	0	0
9/13/2014	UK	0	0	0	0	0	0	0	0
9/20/2014	at Alabama	0	0	0	0	0	0	0	0
10/11/2014	LSU	3	6	0	4	6	66	0	21
10/18/2014	MISSOURI	7	37	0	13	0	0	0	0
11/1/2014	vs Georgia	0	0	0	0	1	2	0	2
11/8/2014	at Vanderbilt	1	-2	0	0	1	18	0	18
11/15/2014	SOUTH CAROLINA	1	2	0	2	0	0	0	0

11/22/2014	EASTERN KENTUCKY	0	0	0	0	0	0	0	0	0
11/29/2014	at Florida State	1	3	0	3	3	41	0	42	
1/3/2015	vs East Carolina	0	0	0	0	3	20	1	13	
<b>Totals</b>		<b>16</b>	<b>70</b>	<b>1</b>	<b>13</b>	<b>15</b>	<b>147</b>	<b>1</b>	<b>42</b>	

Date	Opponent	Kick Returns			Punt Returns			All		
		No	Yds	TD	Lg	No	Yds	TD	Lg	Purp
9/3/2016	UMASS.	0	0	0	0	0	0	0	0	73
9/10/2016	KENTUCKY	0	0	0	0	0	0	0	0	43
9/17/2016	NORTH TEXAS	1	12	0	12	5	23	0	7	55
9/24/2016	at Tennessee	0	0	0	0	0	0	0	0	9
10/1/2016	at Vanderbilt	0	0	0	0	0	0	0	0	21
10/15/2016	MISSOURI	0	0	0	0	0	0	0	0	52
10/29/2016	vs. Georgia	0	0	0	0	0	0	0	0	15
11/5/2016	at Arkansas	0	0	0	0	0	0	0	0	41
11/12/2016	SOUTH CAROLINA	1	16	0	16	0	0	0	0	40
11/19/2016	at LSU	0	0	0	0	0	0	0	0	5
11/26/2016	@ Florida State	0	0	0	0	0	0	0	0	15
12/3/2016	vs. Alabama	0	0	0	0	0	0	0	0	60
1/2/2016	vs. Iowa	0	0	0	0	0	0	0	0	15
<b>Totals</b>		<b>2</b>	<b>28</b>	<b>0</b>	<b>16</b>	<b>5</b>	<b>23</b>	<b>0</b>	<b>7</b>	<b>444</b>

Date	Opponent	Kick Returns			Punt Returns			All		
		No	Yds	TD	Lg	No	Yds	TD	Lg	Purp
9/5/2015	NEW MEXICO ST.	2	46	0	23	0	0	0	0	96
9/12/2015	EAST CAROLINA	2	56	0	39	1	0	0	0	88
9/19/2015	at Kentucky	3	51	0	23	0	0	0	0	70
9/26/2015	TENNESSEE	4	76	0	29	0	0	0	0	147
10/3/2015	OLE MISS	2	41	0	25	0	0	0	0	118
10/10/2015	at Missouri	1	18	0	18	0	0	0	0	35
10/17/2015	at LSU	2	27	0	24	0	0	0	0	68
10/31/2015	vs Georgia	2	25	0	19	0	0	0	0	23
11/7/2015	VANDERBILT	1	71	0	71	0	0	0	0	94
11/14/2015	at South Carolina	1	19	0	19	0	0	0	0	64
11/21/2015	FLORIDA ATLANTIC	1	22	0	22	0	0	0	0	22
11/28/2015	FLORIDA STATE	1	22	0	22	0	0	0	0	44
12/5/2015	vs Alabama	0	0	0	0	0	0	0	0	0
1/1/2016	vs Michigan	2	36	0	19	0	0	0	0	62
<b>Totals</b>		<b>24</b>	<b>510</b>	<b>0</b>	<b>71</b>	<b>1</b>	<b>0</b>	<b>0</b>	<b>0</b>	<b>931</b>

Date	Opponent	Kick Returns			All	
		No	Yds	TD	Lg	Purp
9/6/2014	EASTERN MICHIGAN	0	0	0	0	24
9/13/2014	UK	0	0	0	0	0
9/20/2014	at Alabama	0	0	0	0	0
10/11/2014	LSU	0	0	0	0	72
10/18/2014	MISSOURI	0	0	0	0	37
11/1/2014	vs Georgia	1	20	0	20	22
11/8/2014	at Vanderbilt	1	20	0	20	36
11/15/2014	SOUTH CAROLINA	2	21	0	13	23
11/22/2014	EASTERN KENTUCKY	0	0	0	0	0
11/29/2014	at Florida State	0	0	0	0	44
1/3/2015	vs East Carolina	1	37	0	37	57
<b>Totals</b>		<b>5</b>	<b>98</b>	<b>0</b>	<b>37</b>	<b>315</b>



Redshirt Junior / 5-10 / 177

**JORGE POWELL**

98

Kicker / Coral Gables, Fla. / Belen Jesuit Prep

**2016:** Appeared in two games as he served as the backup kicker throughout the season... Was used in an onside kick scenario at Tennessee... **2015:** Appeared in four games before suffering a season-ending injury against LSU...Hit a career-long 31 yard field goal against Ole Miss...handled the kickoff duties when active...**2014:** Did not see any game action and redshirted.

**PRIOR TO FLORIDA:** Walk-on joined the team in the summer of 2014...Was 12-for-15 on field goal attempts at Belen Jesuit Prep as a senior...Named First Team All-Dade County and to the All-State team...Named to the Florida Nike All-Star team in 2014... Had a long field goal of 54 yards, a school record...Converted 29-of-29 extra point attempts...Named the team Offensive MVP in 2014 and the Sportsman of the Year... Member of the National Honor Society, Social Studies Honor Society and Science National Honors Society...Chose to attend Florida over Tulane, FAU, Penn State, UMass and Miami...Played for Coach Richard Stuart.

Date	Opponent	Field Goals		PATs		Kickoffs					
		Att-Made	Lg	Blkd	Att-Mad	Pts	No	Yds	Avg	TB	OB
9/26/2015	TENNESSEE	0-0	0	0	4-4	4	5	315	63	2	0
10/3/2015	OLE MISS	2-2	31	0	2-3	8	8	508	63.5	4	0
10/10/2015	at Missouri	0-1	0	0	3-3	3	4	246	61.5	0	1
10/17/2015	at LSU	0-0	0	0	1-1	1	1	62	62	0	0
<b>Totals</b>		<b>2-3</b>	<b>31</b>	<b>0</b>	<b>10-11</b>	<b>16</b>	<b>18</b>	<b>1131</b>	<b>62.8</b>	<b>6</b>	<b>1</b>



Senior / 6-2 / 195

**JOSEPH PUTU**

35

Defensive Back / Providence, R.I. / Mount Pleasant HS / North Dakota St. College of Science


**2016:** Appeared in 10 games throughout the season as a reserve defensive back and a member of UF's special team's units... Totaled four tackles throughout the season... In his UF debut against Kentucky, he recorded a season-best two tackles.

**PRIOR TO FLORIDA:** Played two seasons at North Dakota State College of Science after high school...Named a Second Team All-American at NDSCS in 2015...2015 Season (NDSCS): Had 55 tackles and 10 interceptions, returning one for a touchdown; also forced five fumbles recovered eight fumbles...2014 Season (NDSCS): Had three tackles in his first year...Senior Season (Mount Pleasant): Had three interceptions on the year; caught 16 passes for 473 yards and a touchdown...Played for Coach Paul Rao at Mount Pleasant.

DEFENSE	G	UA	A	Total	TFL	Yds	Sacks	Yds	PD	FF	FR	QBH	INT
2016	10	1	3	4	0.0	0	0.0	0	0	0	0	0	0
<b>TOTAL</b>	<b>10</b>	<b>1</b>	<b>22</b>	<b>4</b>	<b>0.0</b>	<b>0</b>	<b>0.0</b>	<b>0</b>	<b>0</b>	<b>0</b>	<b>0</b>	<b>0</b>	<b>0</b>

Date	Opponent	Solo	Ast	Tackles	TFL-Yds	Sk-Yds	FF	FR-Yds	Int-Yds	QBH	PBU
9/10/2016	KENTUCKY	1	1	2	0.0-0	0.0-0	0	0-0	0-0	0	0
9/17/2016	NORTH TEXAS	0	1	1	0.0-0	0.0-0	0	0-0	0-0	0	0
9/24/2016	at Tennessee	0	0	0	0.0-0	0.0-0	0	0-0	0-0	0	0
10/1/2016	at Vanderbilt	0	0	0	0.0-0	0.0-0	0	0-0	0-0	0	0

10/15/2016	MISSOURI	0	1	1	0.0-0	0.0-0	0	0-0	0-0	0	0
11/5/2016	at Arkansas	0	0	0	0.0-0	0.0-0	0	0-0	0-0	0	0
11/12/2016	SOUTH CAROLINA	0	0	0	0.0-0	0.0-0	0	0-0	0-0	0	0
11/26/2016	at Florida State	0	0	0	0.0-0	0.0-0	0	0-0	0-0	0	0
12/3/2016	vs Alabama	0	0	0	0.0-0	0.0-0	0	0-0	0-0	0	0
1/2/2017	vs Iowa	0	0	0	0.0-0	0.0-0	0	0-0	0-0	0	0
<b>Totals</b>		<b>1</b>	<b>3</b>	<b>4</b>	<b>0.0-0</b>	<b>0.0-0</b>	<b>0</b>	<b>0-0</b>	<b>0-0</b>	<b>0</b>	<b>0</b>



Redshirt Junior / 6-2 / 248

**R.J. RAYMOND**

45

Linebacker / Atlantic Beach, Fla. / Fletcher HS

**2016:** Appeared in nine games but did not record any stats... Was a key member of Florida's special team's units... Made his collegiate debut against North Texas... **2015:** Did not appear in a game...**2014:** Earned the team's Most Valuable Offensive Scout Team Award...Did not see any game action and redshirted.

**PRIOR TO FLORIDA:** Walk-on joined the team in the summer of 2014...Totaled 125 tackles, 15 tackles-for-loss and 3 interceptions at Fletcher High School...Was a team captain...Had 15 tackles with 3 TFL against Oak Ridge and totaled 10 tackles with 2 TFL and 2 interceptions against Winter Springs...Also played lacrosse in high school and was named a Brine All-American...Both parents attended UF...Father, Bobby Raymond, was a kicker at Florida in 1983-84...Chose to attend Florida over FIU and FAU.



Sophomore / 6-0 / 244

**DAVID REESE**

33

Linebacker / Farmington, Mich. / Farmington HS

**2016:** Appeared in 12 games and started four contests throughout the season... Missed the Outback Bowl against Iowa due to a pair of wrist injuries... Began the season as a reserve linebacker and member of Florida's special teams' units... Started the final four games of the regular season at linebacker after the Gators sustained some injuries... Totaled 49 tackles and two tackles-for-loss... In his first-career start against South Carolina, Reese tallied a game-high 11 tackles... Named SEC Defensive Player of the Week after he posted a career-high 12 tackles and a 0.5 tackle-for-loss in Florida's SEC Eastern Division-clinching win at LSU... In the SEC Championship Game against Alabama, DE Jabari Zuniga blocked UA's extra point attempt with 1:42 left in the first quarter, and Reese returned it for a defensive PAT (two points)... That marked the first blocked extra point in the SEC Championship since 2003 (Georgia's Kedric Golston blocked LSU's Chris Jackson) and it was the blocked extra point returned for a defensive PAT in the SEC Championship since 1997 (Auburn's Charles Dorsey blocked Tennessee's Jeff Hall, and Auburn's Quinton Reese returned the block)... In addition, the last time UF blocked an extra point and returned it for a defensive PAT was November 12, 2005 vs. South Carolina (144 games)... Meanwhile, the score was Reese's first of his career... Garnered Freshman All-America honors by Pro Football Focus and the FWAA... Named Freshman All-SEC by Gridiron Now.

(continued on next page)



**PRIOR TO FLORIDA:** Selected to the 2015 Detroit News football Dream Team...Named to the 2014 and 2015 Detroit News All-Metro North Team...Senior Season: 138 tackles (85 solo), five sacks, four forced fumbles, six fumble recoveries, two blocked field goals; also had 75 carries for 541 yards and six touchdowns, seven receptions for 77 yards and one touchdown...Junior Season: 107 tackles (56 solo), three sacks, one blocked field goal; also had 42 carries for 297 yards and seven touchdowns, three receptions for 44 yards...Sophomore Season: 118 tackles (69 solo), three forced fumbles, two blocked field goals...Played for Coach John Bechtel.

DEFENSE	G	UA	A	Total	TFL	Yds	Sacks	Yds	PD	FF	FR	QBH	INT
2016	12	14	35	49	2.0	5	0.0	0	0	0	0	0	0
<b>TOTAL</b>	<b>12</b>	<b>14</b>	<b>35</b>	<b>49</b>	<b>2.0</b>	<b>5</b>	<b>0.0</b>	<b>0</b>	<b>0</b>	<b>0</b>	<b>0</b>	<b>0</b>	<b>0</b>

Date	Opponent	Solo	Ast	Tackles	TFL-Yds	Sk-Yds	FF	FR-Yds	Int-Yds	QBH	PBU
9/3/2016	UMASS	0	0	0	0.0-0	0.0-0	0	0-0	0-0	0	0
9/10/2016	KENTUCKY	1	2	3	0.0-0	0.0-0	0	0-0	0-0	0	0
9/17/2016	NORTH TEXAS	4	1	5	1.0-3	0.0-0	0	0-0	0-0	0	0
9/24/2016	at Tennessee	0	0	0	0.0-0	0.0-0	0	0-0	0-0	0	0
10/1/2016	at Vanderbilt	0	0	0	0.0-0	0.0-0	0	0-0	0-0	0	0
10/15/2016	MISSOURI	0	6	6	0.0-0	0.0-0	0	0-0	0-0	0	0
10/29/2016	vs Georgia	0	0	0	0.0-0	0.0-0	0	0-0	0-0	0	0
11/5/2016	at Arkansas	3	3	6	0.0-0	0.0-0	0	0-0	0-0	0	0
11/12/2016	SOUTH CAROLINA	1	10	11	0.5-1	0.0-0	0	0-0	0-0	0	0
11/19/2016	at LSU	2	10	12	0.5-1	0.0-0	0	0-0	0-0	0	0
11/26/2016	at Florida State	2	3	5	0.0-0	0.0-0	0	0-0	0-0	0	0
12/3/2016	vs Alabama	1	0	1	0.5-5	0.0-0	0	0-0	0-0	0	0
	<b>Totals</b>	<b>14</b>	<b>35</b>	<b>49</b>	<b>2.0-5</b>	<b>0.0-0</b>	<b>0</b>	<b>0-0</b>	<b>0-0</b>	<b>0</b>	<b>0</b>



## ANTONIO RILES

Redshirt Junior / 6-4 / 313

51

Offensive Line / Lawrenceville, Ga. / Archer HS

**2016:** Did not see any game action, as he sustained a season-ending injury during fall camp... **2015:** Played in 11 games, starting the first six at right guard...UF started the same five offensive linemen (Cam Dillard, Mason Halter, Antonio Riles, David Sharpe, Trip Thurman) at the same five positions in their first six games of the season, marking the first time since 2008 they achieved such continuity... Helped pave the way for running back Kelvin Taylor to rush for 1,035 yards, just the ninth player in school history to break the 1,000-yard plateau...**2014:** Played in four games on the season, seeing action as a backup on the offensive line...Made his Gator debut against Eastern Michigan...Also played against Georgia, Vanderbilt and Eastern Kentucky...Named to the SEC Academic Honor Roll...**2013:** Awarded the Most Valuable Offensive Scout Team Award...Did not see any game action and redshirted...Moved to the offensive line in the spring of 2014 after playing defensive line during his true freshman season...Named to the SEC First-Year Academic Honor Roll.

**PRIOR TO FLORIDA:** As a junior, he had 53 tackles and 6 sacks...Chose Florida over offers from Alabama, Georgia, Clemson, Louisville and Michigan State among others... Coached by Andy Dyer.



## TANNER ROWELL

Redshirt Freshman / 6-2 / 275

70

Offensive Line / Melbourne, Fla. / Melbourne HS

**2016:** Did not see any game action and redshirted.

**PRIOR TO FLORIDA:** Joined the team as a walk-in in the Summer of 2016.



## JACK RUSKELL

Freshman / 6-2 / 195

Quarterback / Libertyville, Ill. / Libertyville HS

**PRIOR TO FLORIDA:** Joined the team as a walk-on in the Summer of 2017. His father, Tim, is a former NFL general manager and scout.



## JORDAN SCARLETT

Junior / 5-10 / 213

25

Running Back / Fort Lauderdale, Fla. / St. Thomas Aquinas HS

**2016:** Took over the starting role late in the season and carried the load for the Gators' offense... Played in all 13 contests and started eight times... Led the team with 179 carries, 889 rushing yards and six touchdowns... Scarlett's 889 yards rushing was the most by a Florida freshman or sophomore running back since 1995... Recorded a team-best 5.0 yards per rush for players who had at least 10 attempts... Had three games of 100-plus yards on the season... Led the team in rushing yards nine times on the season, against UMass (70 yards), Tennessee (44), Vanderbilt (55), Georgia (93), South Carolina (134), LSU (108), Florida State (53), Alabama (17) and Iowa (94)... Had a career day against South Carolina, averaging 6.7 yards on 20 carries and totaling 134 yards... With his rushing touchdown against Georgia, Scarlett joined Kelvin Taylor (2015) as the only other UF running back since 2005 to score a rushing touchdown in six consecutive games... Pro Football Focus credited Scarlett with 48 missed tackles (most in the SEC/16th nationally) during the regular season (prior to the Outback Bowl)... For instance, 588 of his 795 rushing yards during the regular season were after contact, which accounted for 74 percent of his total rushing yards... That mark tied him with Georgia's Nick Chubb for the highest percentage in that category... After finishing the season with 94 rushing yards against Iowa in the Outback Bowl, Scarlett eclipsed 1,000 rushing yards for his career... **2015:** Played in 10 games and recorded his first-career start against Vanderbilt...Finished third on the team with 181 yards on 34 carries (5.3 avg) and one touchdown...Posted career highs in rushing yards (96) and attempts (nine) versus Georgia...Broke off a career-best run of 60 yards against the Bulldogs...Recorded his first-career rushing touchdown against New Mexico State.

(continued on next page)

**PRIOR TO FLORIDA:** Played in the 2015 U.S. Army All-American Bowl Game in San Antonio, Texas...Named to the 2014 Class 7A All-State First Team...Participated in Nike's The Opening event in 2014 in Oregon...Rushed for 1,124 yards on 143 carries and scored 24 touchdowns in his senior season at St. Thomas Aquinas...Totaled 2,857 rushing yards on 351 carries in three seasons at University School...Scored 51 touchdowns as well, including 50 on the ground...Was a member of St. Thomas' 2014 Class 7A state championship team... Had 15 carries for 121 yards and a touchdown against Kissimmee Osceola in the state championship win...Named to the 2013 Class 4A All-State Second Team while at University School...Rushed for 932 yards as a junior and 1,357 as a sophomore...Played for Coach Rocco Casullo...Named the Sun Sentinel's 2014 Class 8A-7A-6A Player of the Year...Also ran track in high school.



Redshirt Senior / 6-4 / 254

# JORDAN SHERIT

17

Defensive Line / Tampa, Fla. / Hillsborough HS

**2016:** Appeared in 10 games and recorded seven starts... Battled a myriad of injuries throughout the season, which caused him to miss a few games... Totaled 38 tackles, 5.0 tackles-for-loss, 3.5 sacks and two quarterback hurries... Tallied a career-high eight tackles at Tennessee... Recorded a season-best 1.5 sacks against Kentucky... Named to the SEC Academic Honor Roll... **2015:** Played in 13 games, starting four at defensive end...Totaled 25 tackles and 1.5 sacks...Named to the SEC Academic Honor Roll...**2014:** Played in nine games, missing time at the end of the season due to injury...Totaled three tackles and had a pass breakup on the year...Named the Defensive Scout Team Player of the Week for Tennessee...Named to the SEC Academic Honor Roll...**2013:** Did not see game action after entering school with an injury from high school...Redshirted...Named to the SEC First-Year Academic Honor Roll.

**PRIOR TO FLORIDA:** Registered 6.5 sacks in the first 5 games of his senior year before tearing his ACL...Recorded 110 tackles and 14 sacks as a junior, his first playing on the defensive line...Played left tackle as a sophomore...Invited to The Opening, an all-star summer prospect camp held on the Nike Campus...Invited to play in the U.S. Army All-American Bowl Game...Chose Gators over FSU, Notre Dame, Stanford among others...Coached by Earl Garcia.

RUSHING	G	Att	Yds	TD	Lg	Avg/R	Avg/G
2015	9	34	181	1	60	5.3	20.1
2016	13	179	889	6	46	5.0	68.4
<b>TOTAL</b>	<b>22</b>	<b>213</b>	<b>1070</b>	<b>7</b>	<b>60</b>	<b>5.0</b>	<b>48.6</b>

RECEIVING	G	Rec	Yds	TD	Lg	Rec/G	Avg/C	Avg/G
2015	9	1	1	0	1	0.1	1.0	0.1
2016	13	4	23	0	13	0.3	5.8	1.8
<b>TOTAL</b>	<b>22</b>	<b>5</b>	<b>24</b>	<b>0</b>	<b>13</b>	<b>0.2</b>	<b>4.8</b>	<b>1.1</b>

Date	Opponent	Rushing				Receiving			
		No.	Yds	TD	Lg	No.	Yds	TD	Lg
9/3/2016	UMASS	13	70	0	11	1	8	0	8
9/10/2016	KENTUCKY	9	43	1	13	0	0	0	0
9/17/2016	NORTH TEXAS	11	62	1	22	0	0	0	0
9/24/2016	at Tennessee	10	44	1	12	1	1	0	1
10/1/2016	at Vanderbilt	12	55	1	24	0	0	0	0
10/15/2016	MISSOURI	12	101	1	33	0	0	0	0
10/29/2016	vs. Georgia	26	93	1	12	0	0	0	0
11/5/2016	at Arkansas	5	15	0	9	2	14	0	13
11/12/2016	SOUTH CAROLINA	20	134	0	32	0	0	0	0
11/19/2016	at LSU	22	108	0	13	0	0	0	0
11/26/2016	at Florida State	14	53	0	13	0	0	0	0
12/3/2016	vs. Alabama	11	17	0	4	0	0	0	0
1/2/2016	vs. Iowa	14	94	0	46	0	0	0	0
<b>Totals</b>		<b>179</b>	<b>889</b>	<b>6</b>	<b>46</b>	<b>4</b>	<b>23</b>	<b>0</b>	<b>13</b>

DEFENSE	G	UA	A Total	TFL	Yds	Sacks	Yds	PD	FF	FR	QBH	INT
2014	9	0	3	3	0	0	0	1	0	0	0	0
2015	13	14	11	25	1.5	8	1.5	8	1	0	0	0
2016	10	16	22	38	5.0	26	3.5	22	0	0	0	2
<b>TOTAL</b>	<b>32</b>	<b>30</b>	<b>36</b>	<b>66</b>	<b>6.5</b>	<b>34</b>	<b>5.0</b>	<b>30</b>	<b>2</b>	<b>0</b>	<b>0</b>	<b>2</b>

Date	Opponent	Rushing				Receiving				All
		No.	Yds	TD	Lg	No.	Yds	TD	Lg	Purp
9/5/2015	NEW MEXICO ST.	8	34	1	9	0	0	0	0	34
/12/2015	EAST CAROLINA	4	24	0	15	0	0	0	0	24
10/17/2015	at LSU	1	11	0	11	0	0	0	0	11
10/31/2015	vs Georgia	9	96	0	60	0	0	0	0	96
11/7/2015	VANDERBILT	4	8	0	20	0	0	0	0	8
11/14/2015	at South Carolina	4	-6	0	2	0	0	0	0	-6
11/21/2015	FLORIDA ATLANTIC	2	8	0	6	0	0	0	0	8
11/28/2015	FLORIDA STATE	1	3	0	3	1	1	0	1	4
12/5/2015	vs Alabama	1	3	0	3	0	0	0	0	3
<b>Totals</b>		<b>34</b>	<b>181</b>	<b>1</b>	<b>60</b>	<b>1</b>	<b>1</b>	<b>0</b>	<b>1</b>	<b>182</b>

Date	Opponent	Solo	Ast	Tackles	TFL-Yds	Sk-Yds	FF	FR-Yds	Int-Yds	QBH	PBU
9/3/2016	UMASS	2	2	4	0.0-0	0.0-0	0	0-0	0-0	1	0
9/10/2016	KENTUCKY	3	2	5	2.0-13	2.0-13	0	0-0	0-0	0	0
9/17/2016	NORTH TEXAS	0	3	3	0.5-0	0.0-0	0	0-0	0-0	1	0
9/24/2016	at Tennessee	6	2	8	1.0-8	1.0-8	0	0-0	0-0	0	0
10/1/2016	at Vanderbilt	0	0	0	0.0-0	0.0-0	0	0-0	0-0	0	0
10/29/2016	vs Georgia	0	2	2	0.0-0	0.0-0	0	0-0	0-0	0	0
11/5/2016	at Arkansas	2	1	3	0.0-0	0.0-0	0	0-0	0-0	0	0
11/12/2016	SOUTH CAROLINA	1	4	5	1.0-4	0.5-1	0	0-0	0-0	0	0
11/19/2016	at LSU	1	5	6	0.0-0	0.0-0	0	0-0	0-0	0	0
11/26/2016	at Florida State	1	1	2	0.5-1	0.0-0	0	0-0	0-0	0	0
<b>Totals</b>		<b>16</b>	<b>22</b>	<b>38</b>	<b>5.0-26</b>	<b>3.5-22</b>	<b>0</b>	<b>0-0</b>	<b>0-0</b>	<b>0</b>	<b>0</b>

Date	Opponent	Solo	Ast	Tackles	TFL-Yds	Sk-Yds	FF	FR-Yds	Int-Yds	QBH	PBU
9/5/2015	NEW MEXICO ST.	2	1	3	0.0-0	0.0-0	0	0-0	0-0	0	0
9/12/2015	EAST CAROLINA	1	1	2	0.0-0	0.0-0	0	0-0	0-0	0	0
9/19/2015	at Kentucky	0	0	0	0.0-0	0.0-0	0	0-0	0-0	0	0
9/26/2015	TENNESSEE	1	2	3	0.0-0	0.0-0	0	0-0	0-0	0	0
10/3/2015	OLE MISS	0	1	1	0.0-0	0.0-0	0	0-0	0-0	0	0
10/10/2015	at Missouri	1	0	1	0.0-0	0.0-0	0	0-0	0-0	0	0
10/17/2015	at LSU	1	1	2	0.0-0	0.0-0	0	0-0	0-0	0	0
10/31/2015	vs Georgia	0	1	1	0.0-0	0.0-0	0	0-0	0-0	0	0
11/7/2015	VANDERBILT	2	1	3	0.0-0	0.0-0	0	0-0	0-0	0	0
11/14/2015	at South Carolina	2	1	3	1.5-8	1.5-8	0	0-0	0-0	0	0

(continued on next page)

11/28/2015	FLORIDA STATE	1	1	2	0.0-0	0.0-0	0	0-0	0-0	0	1
12/5/2015	vs Alabama	1	1	2	0.0-0	0.0-0	0	0-0	0-0	0	0
1/1/2016	vs Michigan	2	0	2	0.0-0	0.0-0	0	0-0	0-0	0	0
<b>Totals</b>		<b>14</b>	<b>11</b>	<b>25</b>	<b>1.5-8</b>	<b>1.5-8</b>	<b>0</b>	<b>0-0</b>	<b>0-0</b>	<b>0</b>	<b>1</b>

Date	Opponent	Solo	Ast	Tackles	TFL-Yds	Sk-Yds	FF	FR-Yds	Int-Yds	QBH	PBU
9/6/2014	EASTERN MICHIGAN	0	2	2	0.0-0	0.0-0	0	0-0	0-0	0	0
9/13/2014	UK	0	0	0	0.0-0	0.0-0	0	0-0	0-0	0	0
9/20/2014	at Alabama	0	0	0	0.0-0	0.0-0	0	0-0	0-0	0	0
10/4/2014	at Tennessee	0	0	0	0.0-0	0.0-0	0	0-0	0-0	0	0
10/11/2014	LSU	0	0	0	0.0-0	0.0-0	0	0-0	0-0	0	0
10/18/2014	MISSOURI	0	0	0	0.0-0	0.0-0	0	0-0	0-0	0	0
11/1/2014	vs Georgia	0	0	0	0.0-0	0.0-0	0	0-0	0-0	0	0
11/8/2014	at Vanderbilt	0	0	0	0.0-0	0.0-0	0	0-0	0-0	0	1
11/22/2014	EASTERN KENTUCKY	0	1	1	0.0-0	0.0-0	0	0-0	0-0	0	0
<b>Totals</b>		<b>0</b>	<b>3</b>	<b>3</b>	<b>0.0-0</b>	<b>0.0-0</b>	<b>0</b>	<b>0-0</b>	<b>0-0</b>	<b>0</b>	<b>1</b>



*Redshirt Freshman / 6-5 / 240*

## JORDAN SMITH 42

*Defensive Line / Lithonia, Ga. / Lithonia HS*

**2016:** Did see any game action and redshirted.

**PRIOR TO FLORIDA:** 2015 Atlanta Journal-Constitution AAAA All-State Team...Senior Season: 104 tackles (86 solo), three sacks, ten hurries, six forced fumbles, one fumble recovery; also had 11 receptions for 181 yards and three touchdowns...Junior Season: 71 tackles (56 solo), 7.5 sacks, one forced fumble...Played for Coach Marcus Jelks...Also played basketball in high school.




*Redshirt Freshman / 6-2 / 203*

## NICK SPROLES 42

*Quarterback / Winter Park, Fla. / Winter Park HS*

**2016:** Did not see any game action and redshirted... Joined the team as a walk-on prior to the 2016 season.

**PRIOR TO FLORIDA:** Senior Season: Completed 63.7% of his passes (144-226) for 2,006 yards with 15 passing touchdowns and four rushing scores... Metro Conference – Phil King 2015-2016 Athlete of the Year... Winter Park HS – Male Athlete of the Year (Senior Class)... Orange County Senior Bowl – East Starting QB... Winter Park HS – MVP 2015 Varsity Football... Junior Season: Completed 56.6% of his passes (85-150) for 1,060 yards and 10 passing touchdowns and three rushing. Played on his high school basketball team that made it to the 8A Final Four State Championship.



*Redshirt Senior / 5-9 / 188*

## GARRETT STEPHENS 30

*Defensive Back / Louisville, Ky. / Saint Xavier HS*

**2016:** Appeared in three games as a reserve defensive back but did not record any stats... **2015:** Appeared in four games but did not record any stats...Named to SEC Academic Honor Roll...**2014:** Played in two games on the season, against Eastern Michigan and Eastern Kentucky...Earned the team's Most Valuable Special Teams Scout Member Award...**2013:** Did not see game action...Redshirted the 2013 season.

**PRIOR TO FLORIDA:** Recorded six interceptions, five defensive touchdowns and over 90 tackles, with 50-plus tackles in 2012, while playing at Saint Xavier High School...He chose UF over Kentucky, Louisville and Northwestern...Son of Dwayne Stephens, who played football at Kentucky...Has one sister, Summer, who swims for the University of Florida...Coached by Mike Glaser.




*Redshirt Junior / 6-3 / 249*

## MORAL STEPHENS 82

*Tight End / Perry, Fla. / Taylor County HS*

**2016:** Appeared in ten games as a reserve tight end and on special teams... Recorded his first-career reception for 14 yards against Kentucky... **2015:** Appeared in seven games as a reserve tight end and on special teams...**2014:** Did not see any game action and redshirted.

**PRIOR TO FLORIDA:** Helped lead his Taylor County team to the FHSAA Class 4A Regional Semifinals...Named a Class 4A Honorable Mention selection...As a senior, recorded 56 catches for 1,105 yards and 14 touchdowns...Totalled 38 receptions for 620 yards and 11 touchdowns during his sophomore year...Also played basketball for Taylor County and averaged 16.3 points per game and 7.1 rebounds per game in his career...Chose Florida over Arkansas, Clemson, Florida State, Georgia, Miami and Ohio State...Coached by Ron Smith.



*Sophomore / 6-0 / 186*

## FREDDIE SWAIN 16

*Wide Receiver / Ocala, Fla. / North Marion HS*

**2016:** Appeared in all 13 games throughout the season... Tallied eight catches for 118 yards and two touchdowns... Recorded his receiving touchdowns against Kentucky and Tennessee... Returned one punt and one kickoff at Tennessee... Names to the SEC Academic Honor Roll.

**PRIOR TO FLORIDA:** Named to the 2015 Class 5A All-State Third Team and was a Second Team selection as a junior in 2014...Led his team to a 10-2 record as a senior...Senior Season: 43 receptions for 648 yards and seven touchdowns; also had one carry for 75 yards and a touchdown; also had 202 punt return yards...Junior Season: 52 receptions for 841 yards and six receptions...Sophomore Season: 25 receptions for 581 yards and 6 touchdowns...Played for Coach Stephen Field.

*(continued on next page)*



RECEIVING	G	Rec	Yds	TD	Lg	Rec/G	Avg/C	Avg/G
2016	13	8	118	2	26	0.6	14.8	9.1
<b>TOTAL</b>	<b>13</b>	<b>8</b>	<b>118</b>	<b>2</b>	<b>26</b>	<b>0.6</b>	<b>14.8</b>	<b>9.1</b>

PUNT RET	G	No.	Yds	TD	Lg	Avg/R	Avg/G
2016	13	1	1	0	1	1.0	0.1
<b>TOTAL</b>	<b>13</b>	<b>1</b>	<b>1</b>	<b>0</b>	<b>1</b>	<b>1.0</b>	<b>0.1</b>

KICK RET	G	No.	Yds	TD	Lg	Avg/R	Avg/G
2016	13	1	11	0	11	11.0	0.8
<b>TOTAL</b>	<b>13</b>	<b>1</b>	<b>11</b>	<b>0</b>	<b>11</b>	<b>11.0</b>	<b>0.8</b>

Date	Opponent	Rushing				Receiving			
		No.	Yds	TD	Lg	No.	Yds	TD	Lg
9/3/2016	UMASS	0	0	0	0	2	11	0	10
9/10/2016	KENTUCKY	0	0	0	0	1	26	1	26
9/10/2016	NORTH TEXAS	0	0	0	0	1	10	0	10
9/24/2016	at Tennessee	0	0	0	0	2	27	1	17
10/1/2016	at Vanderbilt	0	0	0	0	0	0	0	0
10/15/2016	MISSOURI	0	0	0	0	0	0	0	0
10/29/2016	vs. Georgia	0	0	0	0	0	0	0	0
11/5/2016	at Arkansas	0	0	0	0	0	0	0	0
11/12/2016	SOUTH CAROLINA	0	0	0	0	1	20	0	20
11/19/2016	at LSU	0	0	0	0	0	0	0	0
11/26/2016	@ Florida State	0	0	0	0	0	0	0	0
12/3/2016	vs. Alabama	0	0	0	0	0	0	0	0
1/2/2016	vs. Iowa	0	0	0	0	1	24	0	24
<b>Totals</b>		<b>0</b>	<b>0</b>	<b>0</b>	<b>0</b>	<b>8</b>	<b>118</b>	<b>2</b>	<b>26</b>

Date	Opponent	Kick Returns			Punt Returns			All		
		No	Yds	TD	Lg	No	Yds	TD	Lg	Purp
9/3/2016	UMASS	0	0	0	0	0	0	0	0	11
9/10/2016	KENTUCKY	1	11	0	11	1	1	0	1	38
9/10/2016	NORTH TEXAS	0	0	0	0	0	0	0	0	10
9/24/2016	at Tennessee	0	0	0	0	0	0	0	0	27
10/1/2016	at Vanderbilt	0	0	0	0	0	0	0	0	0
10/15/2016	MISSOURI	0	0	0	0	0	0	0	0	0
10/29/2016	vs. Georgia	0	0	0	0	0	0	0	0	0
11/5/2016	at Arkansas	0	0	0	0	0	0	0	0	0
11/12/2016	SOUTH CAROLINA	0	0	0	0	0	0	0	0	20
11/19/2016	at LSU	0	0	0	0	0	0	0	0	0
11/26/2016	@ Florida State	0	0	0	0	0	0	0	0	0
12/3/2016	vs. Alabama	0	0	0	0	0	0	0	0	0
1/2/2016	vs. Iowa	0	0	0	0	0	0	0	0	24
<b>Totals</b>		<b>1</b>	<b>11</b>	<b>0</b>	<b>11</b>	<b>1</b>	<b>1</b>	<b>0</b>	<b>1</b>	<b>130</b>



Sophomore / 6-5 / 340

# JAWAAN TAYLOR

65

Offensive Line / Cocoa, Fla. / Cocoa HS

**2016:** Played in all 13 games throughout the season and started 12 at right tackle... Was the only Florida freshman to play on the offensive line... Garnered Freshman All-America honors by ESPN.com, FWAA and Pro Football Focus... Selected to the Freshman All-SEC Team by the leagues Coaches' and Gridiron Now... Member of ESPN All-SEC Bowl Team.

**PRIOR TO FLORIDA:** Alabama Class 7A First Team All-State...Led his team to a 10-3 record as a senior reached the Class 7A State Semifinals...Participated in the 2015 Mississippi-Alabama All-Star Football Game...Played for Coach Josh Niblett.



Sophomore / 6-0 / 187

# JEAWON TAYLOR

29

Defensive Back / Montgomery, Ala. / Park Crossing HS

**2016:** Played in 10 games as a reserve defensive back and a key member of Florida's special teams units... Suffered a season-ending shoulder injury at Florida State... Totaled seven tackles on the season... Recorded a pair of tackle in UF's season opener against UMSS.

**PRIOR TO FLORIDA:** Played in the Alabama-Mississippi All-Star Game...Alabama Class 6A Honorable Mention All-State...Senior Season: 60 tackles (47 solo), one sack, three interceptions, one forced fumble...Junior Season: 91 tackles (65 solo), one sack, four interceptions, 12 passes deflected...Played for Coach Smitty Grider.

DEFENSE	G	UA	A Total	TFL	Yds	Sacks	Yds	PD	FF	FR	QBH	INT
2016	10	3	4	7	0.0	0	0.0	0	0	0	0	0
<b>TOTAL</b>	<b>10</b>	<b>3</b>	<b>4</b>	<b>7</b>	<b>0.0</b>	<b>0</b>	<b>0.0</b>	<b>0</b>	<b>0</b>	<b>0</b>	<b>0</b>	<b>0</b>

Date	Opponent	Solo	Ast	Tackles	TFL-Yds	Sk-Yds	FF	FR-Yds	Int-Yds	QBH	PBU
9/3/2016	UMASS	0	2	2	0.0-0	0.0-0	0	0-0	0-0	0	0
9/10/2016	KENTUCKY	2	0	2	0.0-0	0.0-0	0	0-0	0-0	0	0
9/17/2016	NORTH TEXAS	0	1	1	0.0-0	0.0-0	0	0-0	0-0	0	0
9/24/2016	at Tennessee	0	0	0	0.0-0	0.0-0	0	0-0	0-0	0	0
10/1/2016	at Vanderbilt	0	0	0	0.0-0	0.0-0	0	0-0	0-0	0	0
10/15/2016	MISSOURI	1	1	2	0.0-0	0.0-0	0	0-0	0-0	0	0
10/29/2016	vs Georgia	0	0	0	0.0-0	0.0-0	0	0-0	0-0	0	0
11/12/2016	SOUTH CAROLINA	0	0	0	0.0-0	0.0-0	0	0-0	0-0	0	0
11/19/2016	at LSU	0	0	0	0.0-0	0.0-0	0	0-0	0-0	0	0
11/26/2016	at Florida State	0	0	0	0.0-0	0.0-0	0	0-0	0-0	0	0
<b>Totals</b>		<b>3</b>	<b>4</b>	<b>7</b>	<b>0.0-0</b>	<b>0.0-0</b>	<b>0</b>	<b>0-0</b>	<b>0-0</b>	<b>0</b>	<b>0</b>



Redshirt Freshman / 5-9 / 233

# WILL THOMAS

46

Linebacker / Dunnellon, Fla. / Dunnellon HS

**2016:** Did not see any game action and redshirted... Joined the team as a walk-on in the Spring of 2016.



Redshirt Senior / 6-2 / 237

# MARK THOMPSON 24

Running Back / La Mott, Pa. / Cheltenham HS / Dodge City CC

**2016:** Played in 12 games and recorded four starts... Totaled 68 carries, 299 yards and two touchdowns on the ground...

Had a season-high 15 rushes against Kentucky and a season-best 85 yards against North Texas... Finished with four receptions for 105 yards and one touchdown... Caught an 85-yard touchdown pass in the Outback Bowl against Iowa, which was the second-longest passing play in UF bowl history... In addition, the play also set an Outback Bowl record for longest pass play, and longest passing touchdown.

**PRIOR TO FLORIDA:** Played two seasons at Dodge City (Kansas) CC...Named a Second Team NJCAA All-American...Dodge City's all-time rushing touchdown leader (26 total)... The fourth-most rushing yards in the NJCAA in 2015...Rushed for 1,298 yards on 268 carries with 18 touchdowns, tied for third-most in the NJCAA in 2015...As a freshman in 2014, rushed for 460 yards on 84 carries and scored eight times...Attended Nassau C.C. in Long Island, N.Y., in 2013 prior to enrolling at Dodge City.

RUSHING	G	Att	Yds	TD	Lg	Avg/C	Avg/G
2016	12	68	299	2	36	4.4	24.9
<b>TOTAL</b>	<b>12</b>	<b>68</b>	<b>299</b>	<b>2</b>	<b>36</b>	<b>4.4</b>	<b>24.9</b>

Date	Opponent	Rushing			Receiving				Lg	Purp
		No.	Yds	TD	Lg	No.	Yds	TD		
9/3/2016	UMASS	6	22	0	6	0	0	0	0	22
9/10/2016	KENTUCKY	15	59	1	11	0	0	0	0	59
9/17/2016	NORTH TEXAS	11	85	1	36	0	0	0	0	85
9/24/2016	at Tennessee	8	20	0	7	0	0	0	0	20
10/1/2016	at Vanderbilt	7	11	0	4	0	0	0	0	11
10/15/2016	MISSOURI	10	65	0	13	0	0	0	0	65
11/5/2016	at Arkansas	3	19	0	21	2	20	0	15	39
11/12/2016	SOUTH CAROLINA	1	-2	0	2	0	0	0	0	-2
11/19/2016	at LSU	0	0	0	0	0	0	0	0	0
11/26/2016	at Florida State	0	0	0	0	0	0	0	0	0
12/3/2016	vs Alabama	5	16	0	7	1	0	0	0	37
1/2/2017	vs Iowa	2	4	0	7	1	85	1	85	89
<b>Totals</b>		<b>68</b>	<b>299</b>	<b>2</b>	<b>36</b>	<b>4</b>	<b>105</b>	<b>1</b>	<b>85</b>	<b>425</b>



Redshirt Sophomore / 6-1 / 208

# JACOB TILGHMAN 49

Long Snapper / Daytona Beach, Fla. / Mainland HS

**2016:** Did not appear in a game... Named to the SEC Academic Honor Roll... **2015:** Did not see any game action and redshirted.

**PRIOR TO FLORIDA:** Joined the Gator football team in the summer of 2015.



Redshirt Senior / 5-11 / 183

# CAMERON TOWN 49

Defensive Back / Clearwater, Fla. / Dunedin HS

**PRIOR TO FLORIDA:** Walk-on joined the team in the Spring of 2017.



Redshirt Senior / 6-1 / 211

# JOHNNY TOWNSEND 19

Punter / Orlando, Fla. / Boone HS

**2016:** Garnered First and Second Team All-America accolades by CBS Sports and Fox Sports, respectively... Tabbed as a First

Team All-SEC performer by ESPN and Gridiron Now... Selected as a Second Team All-SEC punter by the leagues' Coaches, AP and Athlon Sports... One of 10 Ray Guy Award Semifinalists... Ranked first in the nation with a 47.9 yard average on 64 punts for the season... Had 29 punts of 50+ yards and 27 punts inside the 20 yard line... Named the Ray Guy Punter of the Week after his performance at Vanderbilt, which included a 51.9 yard average on seven punts with five inside the 20 yard line and a long of 62 yards... Named to the SEC Academic Honor Roll... **2015:** Appeared in all 14 games... Named First Team All-SEC by ESPN.com and Gridiron Now...Named Second team All-SEC by Coaches, AP and Athlon...One of 10 Ray Guy Award semifinalists...Tallied 83 punts for an average of 45.4 yards, which ranked third in the country and first in the conference in net punting...Named to SEC Academic Honor Roll...**2014:** Did not see any game action and redshirted...Named to the SEC Academic Honor Roll...**2013:** Selected to the SEC All-Freshmen team by the league's coaches...Played in the final six games of the season...He averaged 42.0 yards per punt on the season, with 8 fair caught, 6 inside of the 20, 5 touchbacks and totaled 5 over 50 yards...Took over the punting duties beginning with the game at Missouri, where he averaged 45.6 yards over 8 punts in his collegiate debut...Named to the SEC First-Year Academic Honor Roll.

**PRIOR TO FLORIDA:** Named a U.S. Army All-American...Won the 2013 Felix "Doc" Blanchard Award, given annually to the top player at the U.S. Army All-America game who best exemplifies the U.S. Army's high standard of excellence in community service, education and athletic distinction...Named to the 2012 Florida Class 8A All-State team and played in the Central Florida All-Star Game...Averaged 44.6 yards per punt as a senior...Named 2012 First Team Punter Florida Athletic Coaches Association District 11 (Orange and Osceola County Schools), All-District and to the Orlando Sentinel Super 60...Won the 2012 Nick Saban Punting Competition and 2012 Chas Henry All-American Kicking Camp Punting Competition...Also played free safety and quarterback in high school...Played on the baseball team at Boone and was an All-Metro performer...Is an Eagle Scout...Member of the National Honor Society and Spanish Honor Society...Named Boone's Homecoming King in 2012...Both parents, Clay and Susan Townsend, both attended Florida...Brother, Clay, Jr., also attends UF...Chose Florida over Ohio State, Alabama and Cincinnati.

(continued on next page)

PUNTING	G	No.	Yards	Lg	Avg
2013	6	29	1217	61	42
2014	0	0	0	-	-
2015	14	83	3765	61	45.4
2016	13	64	3064	62	47.9
<b>TOTAL</b>	<b>33</b>	<b>176</b>	<b>8047</b>	<b>62</b>	<b>45.7</b>

Punting											
Date	Opponent	No	Yds	Avg	Long	Blkd	TB	FC	50+	I20	
9/3/2016	UMASS	4	178	44.5	52	0	0	2	1	2	
9/10/2016	KENTUCKY	1	54	54.0	54	0	1	0	1	0	
9/10/2016	NORTH TEXAS	4	221	55.2	59	0	1	0	4	1	
9/24/2016	at Tennessee	8	389	48.6	59	0	0	1	4	1	
10/1/2016	at Vanderbilt	7	363	51.9	62	0	0	2	5	5	
10/15/2016	MISSOURI	4	126	31.5	35	0	0	3	0	4	
10/29/2016	vs. Georgia	6	287	47.8	55	0	1	2	3	2	
11/5/2016	at Arkansas	7	311	44.4	59	0	0	3	1	4	
11/12/2016	SOUTH CAROLINA	4	198	49.5	59	0	1	0	1	1	
11/19/2016	at LSU	5	261	52.2	59	0	2	1	3	1	
11/26/2016	@ Florida State	6	277	46.2	55	0	0	2	2	2	
12/3/2016	vs. Alabama	4	218	54.5	62	1	0	1	3	2	
1/2/2016	vs. Iowa	4	182	45.5	51	0	1	1	1	2	
<b>Totals</b>		<b>64</b>	<b>3065</b>	<b>47.9</b>	<b>62</b>	<b>1</b>	<b>7</b>	<b>18</b>	<b>29</b>	<b>27</b>	

Punting											
Date	Opponent	No	Yds	Avg	Long	Blkd	TB	FC	50+	I20	
9/5/2015	NEW MEXICO ST.	1	40	40	40	0	0	1	0	0	
9/12/2015	EAST CAROLINA	5	216	43.2	58	0	0	2	2	1	
9/19/2015	at Kentucky	6	241	40.2	50	0	1	0	1	1	
9/26/2015	TENNESSEE	7	347	49.6	61	0	1	1	4	3	
10/3/2015	OLE MISS	5	235	47	57	0	0	2	2	2	
10/10/2015	at Missouri	9	395	43.9	53	0	0	5	2	2	
10/17/2015	at LSU	6	255	42.5	56	0	0	2	1	4	
10/31/2015	vs Georgia	5	189	37.8	43	0	0	1	0	2	
11/7/2015	VANDERBILT	5	222	44.4	56	0	1	3	2	3	
11/14/2015	at South Carolina	4	186	46.5	57	0	0	0	2	1	
11/21/2015	FLORIDA ATLANTIC	9	391	43.4	57	0	0	5	2	6	
11/28/2015	FLORIDA STATE	9	418	46.4	53	0	1	4	3	3	
12/5/2015	vs Alabama	8	414	51.8	57	0	0	0	5	1	
1/1/2016	vs Michigan	4	216	54	61	0	1	0	3	1	
<b>Totals</b>		<b>83</b>	<b>3765</b>	<b>45.4</b>	<b>61</b>	<b>0</b>	<b>5</b>	<b>26</b>	<b>29</b>	<b>30</b>	

Punting											
Date	Opponent	No	Yds	Avg	Long	Blkd	TB	FC	50+	I20	
10/19/2013	at Missouri	8	365	45.6	61	0	2	1	2	0	
11/2/2013	vs Georgia	4	158	39.5	43	0	0	1	0	3	
11/9/2013	VANDERBILT	2	80	40	42	0	1	1	0	0	
11/16/2013	at South Carolina	4	145	36.2	51	0	1	2	1	1	
11/23/2013	GEORGIA SOUTHERN	5	204	40.8	52	0	0	0	1	0	
11/30/2013	FLORIDA STATE	6	265	44.2	54	0	1	3	1	2	
<b>Totals</b>		<b>29</b>	<b>1217</b>	<b>42</b>	<b>61</b>	<b>0</b>	<b>5</b>	<b>8</b>	<b>5</b>	<b>6</b>	



Redshirt Sophomore / 6-1 / 195


# TOMMY TOWNSEND

88

Punter / Orlando, Fla. / Boone HS / Tennessee

**2016:** Sat out the season due to NCAA transfer rules.

**PRIOR TO FLORIDA:** Transferred from Tennessee in the summer of 2016 after redshirting as a freshman at UT... Brother of Gators punter Johnny Townsend... Named a U.S. Army All-American... Following his senior season at Boone High School, he was named First Team All-America (Scout.com), All-State (Statewide Sports Writers & FHSCA), All-Central Florida (Orlando Sentinel) and All-District (FHSCA)... Played in the 2014 Central Florida All-Star Game... Garnered Defensive Player of the Week honors from the Orlando Touchdown Club following a two interception performance against Edgewood High School in 2014... Averaged 43.0 yards per punt as a senior... Rated as the No. 1 punter in the country coming out of high school by Kohl's Kicking and Chris Sailor Kicking... Also played cornerback and quarterback in high school and played baseball for Boone... Is an Eagle Scout... Both parents, Clay and Susan Townsend, both attended Florida... Brother, Clay, Jr., also attends UF... Chose Florida over Baylor and Colorado.



Redshirt Freshman / 6-4 / 238

# KYLE TRASK

11

Quarterback / Manvel, Texas / Manvel HS

**2016:** Did not see any game action and redshirted... Named to the SEC Academic Honor Roll.

**PRIOR TO FLORIDA:** Helped his team to an 11-3 record as a senior and a spot in the Texas UIL 6A Division 2 Quarterfinals...Senior Season: Completed 73.4% of his passes (47-64) for 759 yards with ten touchdowns and zero interceptions; also had 18 carries for 49 yards and one touchdown...Junior Season: Completed 70.6% of his passes (48-68) for 786 yards with six touchdowns and zero interceptions; also ran for a touchdown...Played for Coach Kirk Martin.



Junior / 6-3 / 265

# HOUSTON UNDERWOOD

Offensive Line / Coral Springs, Fla. / Westminster Academy / Valparaiso

Joined the team as a walk-on in the Summer of 2017.

**PRIOR TO FLORIDA: (At Valparaiso) 2015:** Appeared in five games... **High School:** A three-year letterwinner for the Lions... Chosen First Team All-County by both the Miami Herald and Miami Sun-Sentinel in 2014... Garnered a NUC All-American selection in 2014.





Redshirt Sophomore / 6-2 / 301

**NICK VILLANO** 71

Offensive Line / Wellington, Fla. / American Heritage HS

**2016:** Did not appear in a game... Named to the SEC Academic Honor Roll... **2015:** Did not see any game action and red-shirted.

**PRIOR TO FLORIDA:** Selected as a Class 3A All-State Second Team offensive lineman at American Heritage High School.



Redshirt Junior / 5-11 / 176

**BRADY WALTERS** 25

Defensive Back / Clermont, Fla. / South Lake HS

**2016:** Did not appear in a game and redshirted... Joined the team as a walk-on in the Fall of 2016.



Redshirt Senior / 6-0 / 197

**NICK WASHINGTON** 8

Defensive Back / Jacksonville, Fla. / Trinity Christian Academy

**2016:** Played Florida's first 10 games, and started six at safety, before suffering a season-ending injury at LSU... Notched

45 tackles, which was sixth on the team, one interception, two pass breakups and one quarterback hurry... Tallied that INT at Vanderbilt on the Commodores' final possession to secure the victory for Florida... Was a key member of special teams for the Gators... **2015:** Appeared in 14 games, starting four at safety... A key member on special teams as he had two fumble recoveries in 2015, both on Florida punts... Got UF on the board first against UGA when he recovered a Bulldog muffed punt in the endzone... Became the first to accomplish that feat since Wondy Pierre-Louis against Arkansas on December 2, 2006... Forced a key fumble late in the game against Florida Atlantic... Notched his first-career quarterback hurry against East Carolina... Totaled a career-high 28 tackles... **2014:** Played in all 12 games... A key member on special teams, and also saw time at safety... Totaled five tackles on the season... Named to the SEC Academic Honor Roll... **2013:** Played in the first two games of the season before a season-ending injury... Saw action on special teams but did not record any stats... Named to the SEC First-Year Academic Honor Roll.

**PRIOR TO FLORIDA:** Named a Times-Union All-First Coast first-team selection after scoring 11 touchdowns and intercepting two passes last season for the Conquerors... Has been starting at safety for the Conquerors since he was in the 8th grade... He chose UF over Florida State, Alabama, Auburn and Clemson... Coached by Verlon Dorminey.

DEFENSE	G	UA	A Total	TFL	YdsSacks	Yds	PD	FF	FR	QBH	INT
2013	2	0	0	0	0	0	0	0	0	0	0
2014	12	2	3	5	0	0	0	0	0	0	0
2015	14	11	17	28	0.5	1	0	0	1	2	1
2016	10	22	23	45	0	10	0	2	0	0	2
<b>TOTAL</b>	<b>38</b>	<b>35</b>	<b>43</b>	<b>78</b>	<b>0.5</b>	<b>1</b>	<b>0</b>	<b>0</b>	<b>2</b>	<b>1</b>	<b>3</b>

Date	Opponent	Solo	Ast	Tackles	TFL-Yds	Sk-Yds	FF	FR-Yds	Int-Yds	QBH	PBU
9/3/2016	UMASS	4	1	5	0.0-0	0.0-0	0	0-0	0-0	0	0
9/10/2016	KENTUCKY	0	2	2	0.0-0	0.0-0	0	0-0	0-0	0	0
9/17/2016	NORTH TEXAS	2	0	2	0.0-0	0.0-0	0	0-0	0-0	0	0
9/24/2016	at Tennessee	1	1	2	0.0-0	0.0-0	0	0-0	0-0	0	0
10/1/2016	at Vanderbilt	1	3	4	0.0-0	0.0-0	0	0-0	1-0	0	0
10/15/2016	MISSOURI	3	4	7	0.0-0	0.0-0	0	0-0	0-0	0	0
10/29/2016	vs Georgia	2	2	4	0.0-0	0.0-0	0	0-0	0-0	1	0
11/5/2016	at Arkansas	4	4	8	0.0-0	0.0-0	0	0-0	0-0	0	0
11/12/2016	SOUTH CAROLINA	2	3	5	0.0-0	0.0-0	0	0-0	0-0	1	1
11/19/2016	at LSU	23	3	6	0.0-0	0.0-0	0	0-0	0-0	0	0
<b>Totals</b>		<b>22</b>	<b>23</b>	<b>45</b>	<b>0.0-0</b>	<b>0.0-0</b>	<b>0</b>	<b>0-0</b>	<b>1-0</b>	<b>2</b>	<b>1</b>

Date	Opponent	Solo	Ast	Tackles	TFL-Yds	Sk-Yds	FF	FR-Yds	Int-Yds	QBH	PBU
9/5/2015	NEW MEXICO ST.	1	0	1	0.0-0	0.0-0	0	0-0	0-0	0	0
9/12/2015	EAST CAROLINA	3	6	9	0.0-0	0.0-0	0	0-0	0-0	1	0
9/19/2015	at Kentucky	0	2	2	0.5-1	0.0-0	0	0-0	0-0	0	0
9/26/2015	TENNESSEE	1	0	1	0.0-0	0.0-0	0	0-0	0-0	0	0
10/3/2015	OLE MISS	0	0	0	0.0-0	0.0-0	0	0-0	0-0	0	0
10/10/2015	at Missouri	2	1	3	0.0-0	0.0-0	0	0-0	0-0	0	0
10/17/2015	at LSU	0	2	2	0.0-0	0.0-0	0	1-0	0-0	0	0
10/31/2015	vs Georgia	1	1	2	0.0-0	0.0-0	0	1-0	0-0	0	0
11/7/2015	VANDERBILT	0	1	1	0.0-0	0.0-0	0	0-0	0-0	0	0
11/14/2015	at South Carolina	1	0	1	0.0-0	0.0-0	0	0-0	0-0	0	0
11/21/2015	FLORIDA ATLANTIC	1	1	2	0.0-0	0.0-0	1	0-0	0-0	0	0
11/28/2015	FLORIDA STATE	0	2	2	0.0-0	0.0-0	0	0-0	0-0	0	0
12/5/2015	vs Alabama	1	0	1	0.0-0	0.0-0	0	0-0	0-0	0	0
1/1/2016	vs Michigan	0	1	1	0.0-0	0.0-0	0	0-0	0-0	0	0
<b>Totals</b>		<b>11</b>	<b>17</b>	<b>28</b>	<b>0.5-1</b>	<b>0.0-0</b>	<b>1</b>	<b>1-0</b>	<b>0-0</b>	<b>1</b>	<b>0</b>

Date	Opponent	Solo	Ast	Tackles	TFL-Yds	Sk-Yds	FF	FR-Yds	Int-Yds	QBH	PBU
9/6/2014	EASTERN MICHIGAN	1	0	1	0.0-0	0.0-0	0	0-0	0-0	0	0
9/13/2014	UK	0	1	1	0.0-0	0.0-0	0	0-0	0-0	0	0
9/20/2014	at Alabama	0	1	1	0.0-0	0.0-0	0	0-0	0-0	0	0
10/4/2014	at Tennessee	0	0	0	0.0-0	0.0-0	0	0-0	0-0	0	0
10/11/2014	LSU	0	1	1	0.0-0	0.0-0	0	0-0	0-0	0	0
10/18/2014	MISSOURI	0	0	0	0.0-0	0.0-0	0	0-0	0-0	0	0
11/1/2014	vs Georgia	0	0	0	0.0-0	0.0-0	0	0-0	0-0	0	0
11/8/2014	at Vanderbilt	1	0	1	0.0-0	0.0-0	0	0-0	0-0	0	0
11/15/2014	SOUTH CAROLINA	0	0	0	0.0-0	0.0-0	0	0-0	0-0	0	0
11/22/2014	EASTERN KENTUCKY	0	0	0	0.0-0	0.0-0	0	0-0	0-0	0	0
11/29/2014	at Florida State	0	0	0	0.0-0	0.0-0	0	0-0	0-0	0	0
1/3/2015	vs East Carolina	0	0	0	0.0-0	0.0-0	0	0-0	0-0	0	0
<b>Totals</b>		<b>2</b>	<b>3</b>	<b>5</b>	<b>0.0-0</b>	<b>0.0-0</b>	<b>0</b>	<b>0-0</b>	<b>0-0</b>	<b>0</b>	<b>0</b>

Date	Opponent	Solo	Ast	Tackles	TFL-Yds	Sk-Yds	FF	FR-Yds	Int-Yds	QBH	PBU
8/31/2013	TOLEDO	0	0	0	0.0-0	0.0-0	0	0-0	0-0	0	0
9/7/2013	at Miami	0	0	0	0.0-0	0.0-0	0	0-0	0-0	0	0
<b>Totals</b>		<b>0</b>	<b>0</b>	<b>0</b>	<b>0.0-0</b>	<b>0.0-0</b>	<b>0</b>	<b>0-0</b>	<b>0-0</b>	<b>0</b>	<b>0</b>



Sophomore / 6-1 / 233

**DANNY WELDON** 59

Linebacker / Tampa, Fla. / Tampa Catholic HS

**2016:** Did see any game action... Joined the team as a walk-on in the Summer of 2016.



Redshirt Freshman / 6-0 / 206

**RICK WELLS** 83

Wide Receiver / Jacksonville, Fla. / Raines HS

**2016:** Did not see any game action and redshirted.

**PRIOR TO FLORIDA:** Led his team to the Class 4A State Championship Game in 2015 with a 12-2 record...Senior Season: 29 receptions for 512 yards and six touchdowns...Junior Season: 29 receptions for 749 yards and six touchdowns...Coached by Deran Wiley.



Junior / 5-11 / 191

**CHRIS WILLIAMSON** 14

Defensive Back / Gainesville, Ga. / Gainesville HS

**2016:** Played in nine games (one start) throughout the season and totaled five tackles... Recorded his first-career start in

UF's season opener against UMass. **2015:** Appeared in five games as a reserve defensive back and on special teams.

**PRIOR TO FLORIDA:** As a wideout in high school, he hauled in 76 passes for 1,402 yards and 20 touchdowns, averaging 18.4 yards per reception... On defense, he snagged one interception and made 47 total tackles including two for a loss...Was a Class 5A first-team all-state selection...Played for Coach Bruce Miller...Also coached by former NFL Pro Bowler Ray Buchanan.



Redshirt Senior / 6-0 / 225

**MALIK ZAIRE** 8

Quarterback / Kettering, Ohio / Archbishop Alter / Notre Dame

Enrolled at Florida as a graduate student in the summer of 2017. Previously played at Notre Dame.

**PRIOR TO FLORIDA: (At Notre Dame) 2016:** Competed in seven games... Completed 8-of-18 passes for 92 yards... Totaled 34 yards on the ground on 20 rushing attempts... Recorded a season-high 49 yards passing against Nevada on Sept. 10... Tallied a season-best 35 yards rushing against Army on Nov. 12. **2015:** Started the first two games of the season before suffering a season-ending ankle injury at Virginia... Completed 26-of-40 passes for 428 yards and four TDs on the season... Rushed for 103 yards on 19 carries... Five of his 17 carries went for a first down or touchdown... Totaled four rushes of at least 10 yards and one rush of 20 yards... Completed 19-of-22 passes (86.4%) for 313 yards and three TDs in Notre Dame's season-opening rout of Texas (Sept. 5)... Became just the fifth Notre Dame player to throw for at least 300 yards in a season opener...

His 86.4% completion percentage against the Longhorns ranked second in school history for a single game and the best since 1984... Ran the ball 10 times for 87 yards and was 7-for-18 passing for 115 yards and one TD against the Cavaliers on Sept. 12 prior to his ankle injury. **2014:** Played in seven games... Registered his first career start in Notre Dame's Music City Bowl victory over No. 22 LSU... Earned Music City Bowl Most Valuable Player honors after he completed 12-of-15 passes for 96 yards and one TD... Also ran for 96 yards and one TD on 22 carries... Became NDU's holder on Nov. 15 against Northwestern... Completed 21-of-35 passes for 266 yards and one TD on the season... Had 187 yards rushing on 33 carries, including a pair of TD runs and a 56-yard scamper... That was the longest rush by a Notre Dame quarterback since Oct. 8, 2011, when Andrew Hendrix had a 78-yard rush against Air Force. **2013:** Did not see any game action for the Irish. **High School:** Earned 2012 Associated Press Ohio Division III Southwest District Offensive Player of the Year accolades with 1,990 yards passing, 1,120 yards on the ground and 33 total TDs (24 passing TDs and nine rushing TDs)... Garnered 2012 AP Ohio Southwest All-District Division III First Team honors... Threw for 251 yards and five touchdowns in Alter's 2012 season-opening win over Kettering Fairmont while running for another 171 yards and a TD... Led Alter to a 10-0 regular-season record as a junior in 2011 before losing in first round of playoffs... Completed 36-of-82 throws for 729 yards and five TDs and rushed for 1,093 yards and 15 TDs in 2011... Took part in the Elite 11 quarterback competition in Redondo Beach, California, in summer of 2012... Selected for the Semper Fidelis All-American Bowl in 2012 where he completed two passes for 12 yards and rushed nine times for 20 yards for East squad... Ranked third on Rivals.com's list of dual-threat quarterbacks in 2013... Enrolled at Notre Dame in January 2013... Played for coach Ed Domsitz.

PASSING	G	Att	Cmp	Int	Yds	TD	Lg	Pct	Avg/P	Avg/G	Effic
2013	0	0	0	0	0	0	0	--	--	--	--
2014	7	35	21	0	266	1	49	60	7.6	38	133.3
2015	2	40	26	0	428	4	66	65	10.7	214	187.9
2016	8	23	11	0	122	1	22	47.8	5.3	15.3	106.7
<b>TOTAL</b>	<b>17</b>	<b>98</b>	<b>58</b>	<b>0</b>	<b>816</b>	<b>6</b>	<b>66</b>	<b>59.2</b>	<b>8.3</b>	<b>48</b>	<b>149.3</b>

RUSHING	G	Att	Yds	TD	Lg	Avg/C	Avg/G
2013	0	0	0	0	0	--	--
2014	7	33	187	2	56	5.7	26.7
2015	2	19	103	0	39	5.4	51.5
2016	8	20	34	0	12	1.7	4.3
<b>TOTAL</b>	<b>17</b>	<b>72</b>	<b>324</b>	<b>2</b>	<b>56</b>	<b>4.5</b>	<b>19.1</b>



Redshirt Sophomore / 6-3 / 245

# JABARI ZUNIGA

92

Defensive Line / Marietta, Ga. / Sprayberry HS

**2016:** Played in all 13 games and started three times... Recorded his first-career start against Georgia... Totaled 25

tackles on the season, including one forced fumble, 8.5 tackles-for-loss and a team-best 5.0 sacks and 11 quarterback hurries... In his collegiate debut against UMass, Zuniga totaled four tackles, two tackles-for-loss and two sacks... Also recorded a pair of sacks against North Texas... In the SEC Championship Game against Alabama, he blocked Alabama's extra point attempt with 1:42 left in the first quarter, and linebacker David Reese returned it for a defensive PAT (two points)... That marked the first blocked extra point in the SEC Championship since 2003 (Georgia's Kedric Golston blocked LSU's Chris Jackson) and it was the blocked extra point returned for a defensive PAT in the SEC Championship since 1997 (Auburn's Charles Dorsey blocked Tennessee's Jeff Hall, and Auburn's Quinton Reese returned the block)... Garnered Coaches' Second Team All-SEC honors. **2015:** Did not see any game action and redshirted.

**PRIOR TO FLORIDA:** Helped his team improve to 6-4 in his senior season after going 2-8 the year before... Played for Coach Billy Shackelford.

DEFENSE	G	UA	A	Total	TFL	Yds	Sacks	Yds	PD	FF	FR	QBH	INT
2015	0	0	0	0	0	6	0	0	0	0	0	0	0
2016	13	18	7	25	0	0	5	32	0	1	0	11	0
<b>TOTAL</b>	<b>13</b>	<b>18</b>	<b>7</b>	<b>25</b>	<b>0</b>	<b>6</b>	<b>5</b>	<b>32</b>	<b>0</b>	<b>1</b>	<b>0</b>	<b>11</b>	<b>0</b>

Date	Opponent	Solo	Ast	Tackles	TFL-Yds	Sk-Yds	FF	FR-Yds	Int-Yds	QBH	PBU
9/3/2016	UMASS	4	0	4	2.0-10	2.0-10	0	0-0	0-0	0	0
9/10/2016	KENTUCKY	1	1	2	0.0-0	0.0-0	0	0-0	0-0	0	0
9/17/2016	NORTH TEXAS	3	0	3	2.0-18	2.0-18	1	0-0	0-0	0	0
9/24/2016	at Tennessee	0	0	0	0.0-0	0.0-0	0	0-0	0-0	0	0
10/1/2016	at Vanderbilt	2	0	2	1.0-4	1.0-4	0	0-0	0-0	0	0
10/15/2016	MISSOURI	1	0	1	0.0-0	0.0-0	0	0-0	0-0	2	0
10/29/2016	vs Georgia	2	1	3	2.0-5	0.0-0	0	0-0	0-0	4	0
11/5/2016	at Arkansas	0	0	0	0.0-0	0.0-0	0	0-0	0-0	1	0
11/12/2016	SOUTH CAROLINA	0	1	1	0.5-1	0.0-0	0	0-0	0-0	1	0
11/19/2016	at LSU	1	2	3	0.0-0	0.0-0	0	0-0	0-0	0	0
11/26/2016	at Florida State	2	1	3	1.0-1	0.0-0	0	0-0	0-0	0	0
12/3/2016	vs. Alabama	1	1	2	0.0-0	0.0-0	0	0-0	0-0	1	0
1/2/2017	vs. Iowa	1	0	1	0.0-0	0.0-0	0	0-0	0-0	2	0
	<b>Totals</b>	<b>18</b>	<b>7</b>	<b>25</b>	<b>8.5-39</b>	<b>5.0-32</b>	<b>1</b>	<b>0-0</b>	<b>0-0</b>	<b>11</b>	<b>0</b>



**2017 SIGNING CLASS**


**Early Enrollees (5)**

	Position	Hometown/Previous School
Kyree Campbell	DL	Woodbridge, Va./Wyoming Seminary Upper School
Kenmore Gamble	TE	Miami, Fla./Miami Southridge
James Houston	LB	Fort Lauderdale, Fla./American Heritage
Kadarius Toney	ATH	Eight Mile, Ala./Blount
Kadeem Telfort	OL	Miami, Fla./Booker T. Washington

**Signees (18)**

	Position	Hometown/Previous School
Jake Allen	QB	Fort Lauderdale, Fla./St. Thomas Aquinas
Lacedrick Brunson	LB	Miami, Fla./Miami Jackson
Zachary Carter	DE	Tampa, Fla./Hillsborough
Elijah Conliffe	DE	Hampton, Va./Hampton
Malik Davis	RB	Tampa, Fla./Jesuit
Shawn Davis	DB	Miami, Fla./Southridge

Brian Edwards	DB	Hollywood, Fla./Miramar
Daquon Green	WR	Tampa, Fla./Tampa Bay Tech
CJ Henderson	CB	Miami, Fla./Columbus
Adarius Lemons	RB	Clearwater, Fla./Clearwater
Ventrell Miller	LB	Lakeland, Fla./Kathleen
TJ Moore	OL	Charlotte, N.C./Mallard Creek
James Robinson	WR	Lakeland, Fla./Lakeland
Tedarrell Slaton	OL	Fort Lauderdale, Fla./American Heritage
Nick Smith	LB	Orlando, Fla./Dr. Phillips
Brad Stewart	DB	New Orleans, La./McDonogh
Donovan Stiner	S	Bellaire, Texas/Bellaire
Marco Wilson	CB	Fort Lauderdale, Fla./American Heritage



**2017 SIGNEE** Freshman / 6-3 / 200

**JAKE ALLEN** 12

Quarterback / Fort Lauderdale, Fla. / St. Thomas Aquinas HS

**PRIOR TO FLORIDA:** A two-year starter for one of the state's football powers, St. Thomas Aquinas, Allen completed 60.9 percent of this throws (157-of-258) as a senior for 2,311 yards, 27 touchdowns and seven interceptions... Led his team to a 13-2 record his senior year and won the 2016 FHSAA Class 7A State Championship, where he threw for 323 yards and five touchdowns... Senior season: completed 141 of 235 attempted passes for 2,127 yards and 26 touchdowns; recorded career-high long pass of 59 yards; rushed for 33 yards on 11 carries with one touchdown... 2016 Elite 11 finalist... Junior season: completed 130 of 205 attempted passes for 1,691 yards and 18 touchdowns... Played for coach Roger Harriott.



**2017 SIGNEE** Freshman / 6-4 / 263

**ZACHARY CARTER** 94

Defensive End / Tampa, Fla. / Hillsborough HS

**PRIOR TO FLORIDA:** Helped the Hillsborough Terriers to an 8-2 record in 2016... As a sophomore and junior: totaled 149 tackles (86 solo), 7.1 tackles per game, 14 TFL, 8.5 sacks for 56 yards, 13 QB hurries, and 5 deflected passes... Defensive lineman on the 2016 All-Hillsborough County First Team... Named the Tampa Bay Times' Blue Chips Player of the Year for the 2016 season... Played for coach Earl Garcia.



**2017 SIGNEE** Freshman / 6-2 / 220

**LACEDRICK BRUNSON** 34

Linebacker / Miami, Fla. / Miami Jackson HS

**PRIOR TO FLORIDA:** Named to the Class 5A All-Dade First Team defensive squad in 2015 and 2016... Totaled 84 tackles (62 solo) and seven sacks in six games during his junior season... Played for coach Lakatriona Brunson, who was hired at Jackson in 2016 and is the first female high school head football coach in the state of Florida.



**2017 SIGNEE** Freshman / 6-4 / 312

**ELIJAH CONLIFFE** 57

Defensive End / Hampton, Va. / Hampton HS

**PRIOR TO FLORIDA:** Named to the Daily Press' 2016 All-Stars Defensive Team... Competed in the 2016 VHSCA All-Star Game... 2015 Conference 10 Defensive Player of the Year... Played for coach Michael Smith.



**2017 SIGNEE** Freshman / 6-3 / 323

**KYREE CAMPBELL** 55

Defensive Tackle / Woodbridge, Va. / Wyoming Seminary Prep

**PRIOR TO FLORIDA:** Finished his senior season at Woodbridge High School with 62 tackles (18 for loss), eight sacks, four pass deflections, two interceptions and three blocked kicks... Played in the 2016 Offense-Defense All-American Bowl... Attended Freedom High School in Woodbridge, VA prior to enrolling at Wyoming Seminary College Prep in 2016... Named to the Virginia 6A all-state first team as a senior in 2015... Played for coach Kevin Kelly.



**2017 SIGNEE** Freshman / 5-11 / 195

**MALIK DAVIS** 31

Running Back / Tampa, Fla. / Jesuit HS

**PRIOR TO FLORIDA:** Ran for a county-best 2,469 yards and 33 touchdowns during his senior season... Led the Tigers to a 12-1 overall record and the 5A state championship game... PrepStar Magazine All-Southeast Region Class of 2017... Finished his career at Jesuit as the all-time rushing leader in the county with 7,025 career yards, surpassing the mark of 5,765 set by former Sickles and current Clemson standout Ray-Ray McCloud... Also totaled 83 touchdowns during his career... During four seasons, three as a starter, Davis averaged 8.5 yards an attempt, including 11.5 yards per carry as a senior... Named the 2016 Hillsborough Offensive Player of the Year by the Tampa Bay Times... Selected to the 2016 Class 5A All-State team... As a junior, he ran for 2,337 yards and 28 touchdowns... Played for coach Matt Thompson.



2017 SIGNEE

Freshman / 5-11 / 185

# SHAWN DAVIS

20

Defensive Back / Miami, Fla. / Southridge HS

**PRIOR TO FLORIDA:** Helped the Spartans to the 2016 FHSAA Class 8A State Championship... After starting the season 2-2, Southridge won nine-straight games en route to the state championship... As a junior in 2015, he finished with 27 tackles and two interceptions... Went to high school with fellow signee Kemore Gamble... Played for coach Billy Rolle.



2017 SIGNEE

Freshman / 6-3 / 183

# BRIAN EDWARDS

6

Defensive Back / Hollywood, Fla. / Miramar HS

**PRIOR TO FLORIDA:** Named to the 2016 Class 8A All-State First-Team Defensive Squad... Selected to the South Florida Sun-Sentinel's 2016 All-County 8A-6A Second-Team Defense... Also competed in the high jump at Miramar and was named to the 2016 All-County 4A-3A Second Team... Played for coach Pierre Senatus.



2017 SIGNEE

Freshman / 6-3 / 241

# KENMORE GAMBLE

88

Tight End / Miami, Fla. / Miami Southridge HS

**PRIOR TO FLORIDA:** Helped the Spartans to the 2016 FHSAA Class 8A State Championship... After starting the season 2-2, Southridge won nine-straight games en route to the state championship... Totaled 15 receptions for 184 yards and five touchdowns in 2015... Participated in The Opening Miami 2016... Traveled with WarZone, a 7-on-7 all-star football squad, to the Pylon 7v7 Nationals in Dallas in summer 2016... Went to high school with fellow signee Shawn Davis... Played for coach Billy Rolle.



2017 SIGNEE

Freshman / 6-1 / 187

# DAQUON GREEN

18

Wide Receiver / Tampa, Fla. / Tampa Bay Tech

**PRIOR TO FLORIDA:** Totaled 131 yards on 21 carries in three seasons, and caught 115 passes for 2,255 yards and 26 touchdowns in four seasons... Senior season: recorded 639 yards on 41 receptions and nine touchdowns... Junior season: rushed for 27 yards on six carries; caught 31 passes for 734 yards and ten touchdowns... Sophomore season: rushed for 105 yards on 14 carries; caught 27 passes for 560 yards and four touchdowns... Freshman season: caught 16 passes for 322 yards and three touchdowns... Played in the 2017 Under Armour All-America game... Selected to the 2016 All-Hillsborough County First Team... Played for coach Jayson Roberts



2017 SIGNEE

Freshman / 6-1 / 182

# C.J. HENDERSON

5

Cornerback / Miami, Fla. / Columbus HS

**PRIOR TO FLORIDA:** Played in the 2017 Under Armour All-American game... In his junior and senior seasons, he recorded 636 total rushing yards on 68 carries (39.8 yards per game) and 10 touchdowns (seven rushing)... Selected to the USA National Team in its game vs. Canada... Played for coach Chris Merritt.



2017 SIGNEE

Freshman / 6-1 / 233

# JAMES HOUSTON

41

Linebacker / Fort Lauderdale, Fla. / American Heritage HS

**PRIOR TO FLORIDA:** Suffered an ACL injury that prevented him from playing his senior season... Totaled 37 tackles (20 solo), a sack, an interception and a forced fumble during his junior season in 2015... Played for coach Patrick Surtain.



2017 SIGNEE

Freshman / 6-0 / 200

# ADARIUS LEMONS

32

Running Back / Clearwater, Fla. / Clearwater HS

**PRIOR TO FLORIDA:** In his high school career, Lemons rushed for 2,307 yards on 320 carries (85.4 yards per game) and recorded 27 total touchdowns (24 rushing)... Played for coach Don Mesick.



2017 SIGNEE

Freshman / 6-0 / 222

# VENTRELL MILLER

51

Linebacker / Lakeland, Fla. / Kathleen HS

**PRIOR TO FLORIDA:** Chosen for 2017 Florida All-State Class 7A Second-Team Defense... 2016 Lakeland Ledger's Defensive Player of the Year in Polk County and Class 7A second-team All-State pick... Senior stats: 50 tackles, three sacks... Junior stats: 104 tackles, nine tackles-for-loss, five pass break-ups... Florida High School Football's 2015 Class 7A All-State First Team Defense... Played for coach Irving Strickland.



2017 SIGNEE

Freshman / 6-5 / 290

# T.J. MOORE

75

Offensive Line / Charlotte, N.C. / Mallard Creek HS

**PRIOR TO FLORIDA:** Helped Mallard Creek to a 9-3 record in 2016... Led the North Carolina team to win the 2016 Shrine Bowl of the Carolina's... Named to the 2016 AP All-State team... Attended the same high school as former Gator and current Arizona Cardinal DJ Humphries... Played for coach Michael Palmieri.



2017 SIGNEE

Freshman / 6-4 / 205

**JAMES  
ROBINSON**

85

Wide Receiver / Lakeland, Fla. / Lakeland HS

**PRIOR TO FLORIDA:** In three seasons at Lakeland, Robinson caught 26 passes for 517 yards and five touchdowns... Helped lead Lakeland to the regional semifinals of the FHSAA Class 7A Playoffs... Selected for 2017 Florida All-State Class 7A third team defense... Played in the 2017 Under Armour All-America game... Played for coach Bill Castle.



2017 SIGNEE


Freshman / 6-4 / 349

**TEDARRELL  
SLATON**

56

Defensive Line / Fort Lauderdale, Fla. / American Heritage HS

**PRIOR TO FLORIDA:** Helped the Patriots to FHSAA 5A state titles in 2014 and 2016... 2017 US Army All-American... Played for coach Pat Surtain... Attended the school as UF signees Marco Wilson and James Houston.



2017 SIGNEE

Freshman / 6-3 / 213

**NICK  
SMITH**

40

Linebacker / Orlando, Fla. / Dr. Phillips HS

**PRIOR TO FLORIDA:** Helped the Panthers to the 2016 FHSAA Class 8A state championship game, where he totaled four tackles and a pass breakup... In his senior season, he totaled 96 tackles (15 for loss), forced three fumbles, recovered a fumble and intercepted a pass... Named to the 2016 Florida All-State Class 8A Third-Team Defensive Squad... Selected to the 2016 All-Central Florida Football First Team... Also played basketball at Dr. Phillips... His father, Fernando, played eight seasons as defensive end in the NFL for the Panthers, Rams, Ravens, Jaguars and Vikings (1994-2001) out of Jackson State... Played for coach Rodney Wells.



2017 SIGNEE

Freshman / 6-0 / 191

**BRAD  
STEWART**

2

Defensive Back / New Orleans, La. / McDonogh HS

**PRIOR TO FLORIDA:** Helped the Roneagles to a 16-2 overall record in 2016 and an appearance in the LHSAA 4A state semifinals... Finished the regular season portion of his senior year with 111 total tackles, 13 pass breakups and 11 interceptions... Led a defense that allowed less than 15 points per game in 2016... Voted the Outstanding Defensive Player on the Louisiana Sports Writers Association's Class 4A all-state team... Played both cornerback and safety in high school, earning All-Metro Defensive Player of the Year honors in 2016 by the New Orleans Times Picayune... The Louisiana Sports Writers Association named him the Class 4A state defensive player of the year in 2016 as well... Member of the 2016 All-Metro Large Schools Football Team as a defensive back... Received honorable mention All-Metro accolades in 2015... Is just the second recruit from Louisiana the Gators have signed since 2001... Played for coach Wayne Reese.



2017 SIGNEE

Freshman / 6-2 / 194

**DONOVAN  
STINER**

13

Safety / Houston, Texas / Bellaire HS

**PRIOR TO FLORIDA:** In three seasons totaled 156 total tackles (80 solo, 5.2 tackles per game), three sacks, two interceptions and two forced fumbles... Senior season: recorded 56 tackles (three for loss), one sack, two interceptions, three fumble recoveries two defensive touchdowns and two pass breakups... Junior season: recorded 60 tackles (four for loss), one sack, one forced fumble, one fumble recovery, one punt block, three pass breakups and five QB hurries... Sophomore season: recorded 40 tackles (six for loss), one sack and one forced fumble in his breakout season... Named to the Texas High School Coaches Association 2015-16 Academic All-State Team... 2016 District 18-6A All-District First Team Defense... Played for coach Herb Kunz.



2017 SIGNEE

Freshman / 6-6 / 318

**KADEEM  
TELFORT**

76

Offensive Line / Miami, Fla. / Booker T. Washington HS

**PRIOR TO FLORIDA:** Helped the Tornadoes to a 9-4 record and a semifinal appearance in the 2016 FHSAA Class 4A State Championship... Previously played at Miami Norland with current Gator linebacker Vosean Joseph... Played for coach Tim "Ice" Harris.



2017 SIGNEE

Freshman / 5-11 / 180

**KADARIUS  
TONEY**

17

Athlete / Eight Mile, Fla. / Blount HS

**PRIOR TO FLORIDA:** Finished his senior season with 2,894 yards and 32 touchdowns through the air and also ran for 894 yards and 15 touchdowns... Named the 2016 Class 6A Back of the Year... Made the 2016 AL.com Super All-State team... Played in the 2016 Alabama-Mississippi All-Star Classic... Named Offensive MVP of the 2016 AL.com All-Coastal Alabama team... Passed for 3,604 yards and 37 touchdowns and rushed for 896 yards and 16 touchdowns in 2015... Selected to the AL.com Coastal Alabama first team and Class 6A All-State second team during his junior season... Helped Blount to a 20-5 record in his last two seasons... Played for coach Lev Holly.



2017 SIGNEE

Freshman / 6-0 / 280

**MARCO  
WILSON**

3

Cornerback / Fort Lauderdale, Fla. / American Heritage HS

**PRIOR TO FLORIDA:** Helped the Patriots to FHSAA 5A state titles in 2014 and 2016... USA Today All-American 2016... Senior year: totaled 20 tackles and three interceptions, including a 6-yard interception return for a touchdown... 2016 first-team defensive back on the 5A All-Broward team... Participated in the 2016 New Jersey regionals of The Opening... Sat out his junior season to recover from ACL surgery... Brother of former Gator Quincy Wilson (2014-16), while his father, Chad Wilson, played at Miami (FL) from 1992-94... Played for coach Pat Surtain.



## 2016 FLORIDA FOOTBALL (9-4 overall, 6-2 SEC)

Southeastern Conference East Division Champions

Date	Opponent	Score	Overall	SEC	Time	Attendance
9/3	UMASS	W 24-7	1-0	0-0	3:17	88,121
9/10	Kentucky	W 45-7	2-0	1-0	3:23	85,821
9/17	North Texas	W 32-0	3-0	1-0	3:20	86,848
9/24	at #14 Tennessee	L 28-38	3-1	1-1	3:46	102,455
10/1	at Vanderbilt	W 13-6	4-1	2-1	3:19	30,565
10/15	Missouri	W 40-14	5-1	3-1	3:31	88,825
10/29	vs. Georgia	W 24-10	6-1	4-1	3:25	84,681
11/5	at Arkansas	L 10-31	6-2	4-2	3:27	74,432
11/12	South Carolina	W 20-7	7-2	5-2	3:12	89,614
11/19	at #16 LSU	W 16-10	8-2	6-2	3:14	102,043
11/26	at #14 Florida State	L 13-31	8-3	6-2	3:24	78,342
12/3	vs #1 Alabama	L 16-54	8-4	6-2	3:27	74,632
1/2	vs Iowa	W 30-3	9-4	6-2	3:27	51,119

### SCORE BY QUARTERS

	1st	2nd	3rd	4th	OT	Total
Florida	66	105	50	90	0	311
Opponents	50	47	38	83	0	218

### ALL PURPOSE

	G	Rush	Rec	PR	KOR	IR	Tot	Avg/G
Antonio Callaway	12	32	721	218	97	0	1068	89.0
Jordan Scarlett	13	889	23	0	0	0	912	70.2
Lamical Perine	13	421	161	0	86	10	668	51.4
Brandon Powell	13	6	387	23	28	0	444	34.2
Mark Thompson	12	299	105	0	21	0	425	35.4
DeAndre Goolsby	13	0	342	0	0	0	342	26.3
Tyrie Cleveland	11	0	342	0	0	0	342	26.3
Chris Thompson	11	0	0	0	283	0	283	25.7
Jordan Cronkrite	11	145	120	0	0	0	265	24.1
C'yontai Lewis	12	0	184	0	0	0	184	15.3
Josh Hammond	13	1	177	0	0	0	178	13.7
Freddie Swain	13	0	118	1	11	0	130	10.0
Ahmad Fulwood	13	0	112	0	0	0	112	8.6
Chauncey Gardner	13	0	0	0	0	103	103	7.9
Quincy Wilson	13	0	0	0	0	80	80	6.2
Jalen Tabor	12	0	0	0	33	47	80	6.7
C.J. Worton	5	0	45	0	0	0	45	9.0
Duke Dawson	12	0	0	0	0	37	37	3.1
Marcell Harris	13	0	0	0	0	25	25	1.9
Daniel McMillian	12	0	0	0	0	23	23	1.9
Dre Massey	1	0	0	0	21	0	21	21.0
Moral Stephens	10	0	14	0	0	0	14	1.4
Marcus Maye	9	0	0	0	0	6	6	0.7
Mark Herndon	8	3	-2	0	0	0	1	0.1
Johnny Townsend	13	-11	0	0	0	0	-11	-0.8
Team	8	-30	0	0	0	0	-30	-3.8
Luke Del Rio	6	-43	0	0	0	0	-43	-7.2
Austin Appleby	9	-45	0	0	0	0	-45	-5.0
<b>TOTAL</b>	<b>13</b>	<b>1667</b>	<b>2805</b>	<b>242</b>	<b>580</b>	<b>321</b>	<b>5615</b>	<b>431.9</b>
<i>Opponents</i>	<i>13</i>	<i>1878</i>	<i>1931</i>	<i>284</i>	<i>354</i>	<i>171</i>	<i>4618</i>	<i>355.2</i>

### TEAM STATISTICS

	UF	OPP
<b>SCORING</b>	311	218
Points Per Game	23.9	16.8
Points Off Turnovers	89	65
<b>FIRST DOWNS</b>	235	206
Rushing	95	96
Passing	125	83
Penalty	15	27
<b>RUSHING YARDAGE</b>	1667	1878
Yards gained rushing	2002	2233
Yards lost rushing	335	355
Rushing Attempts	452	488
Average Per Rush	3.7	3.8
Average Per Game	128.2	144.5
TDs Rushing	11	16
<b>PASSING YARDAGE</b>	2805	1931
Comp-Att-Int	241-410-15	148-328-16
Average Per Pass	6.8	5.9
Average Per Catch	11.6	13.0
Average Per Game	215.8	148.5
TDs Passing	18	8
<b>TOTAL OFFENSE</b>	4472	3809
Total Plays	862	816
Average Per Play	5.2	4.7
Average Per Game	344.0	293.0
<b>KICK RETURNS: #-Yards</b>	26-580	15-354
<b>PUNT RETURNS: #-Yards</b>	32-242	29-284
<b>INT RETURNS: #-Yards</b>	16-321	15-171
<b>KICK RETURN AVERAGE</b>	22.3	23.6
<b>PUNT RETURN AVERAGE</b>	7.6	9.8
<b>INT RETURN AVERAGE</b>	20.1	11.4
<b>FUMBLES-LOST</b>	20-7	19-8
<b>PENALTIES-Yards</b>	88-758	56-466
Average Per Game	58.3	35.8
<b>PUNTS-Yards</b>	65-3065	78-3249
Average Per Punt	47.2	41.7
Net punt average	40.6	38.3
<b>KICKOFFS-Yards</b>	66-4276	51-3182
Average Per Kick	64.8	62.4
Net kick average	41.2	39.7
<b>TIME OF POSSESSION/Game</b>	31:13	28:47
<b>3RD-DOWN Conversions</b>	80/192	63/181
3rd-Down Pct	42%	35%
<b>4TH-DOWN Conversions</b>	7/15	4/16
4th-Down Pct	47%	25%
<b>SACKS BY-Yards</b>	31-208	28-221
<b>MISC YARDS</b>	0	0
<b>TOUCHDOWNS SCORED</b>	35	27
<b>FIELD GOALS-ATTEMPTS</b>	21-25	10-15
<b>ON-SIDE KICKS</b>	0-2	0-0
<b>RED-ZONE SCORES</b>	(30-42) 71%	(28-39) 72%
<b>RED-ZONE TOUCHDOWNS</b>	(21-42) 50%	(18-39) 46%
<b>PAT-ATTEMPTS</b>	(32-32) 100%	(26-27) 96%
<b>ATTENDANCE</b>	439229	387837
Games/Avg Per Game	5/87846	5/77567
Neutral Site Games		3/70144

<b>RUSHING</b>	GP	Att	Gain	Loss	Net	Avg	TD	Long	Avg/G
Jordan Scarlett	13	179	907	18	889	5.0	6	46	68.4
Lamical Perine	13	91	435	14	421	4.6	1	59	32.4
Mark Thompson	12	68	310	11	299	4.4	2	36	24.9
Jordan Cronkrite	11	31	148	2	145	4.7	1	16	13.2
Antonio Callaway	12	5	34	2	32	6.4	1	24	2.7
Brandon Powell	13	7	18	12	6	0.9	0	8	0.5
Mark Herndon	8	3	4	1	3	1.5	0	4	0.4
Josh Hammond	13	1	1	0	1	1.0	0	1	0.1
Johnny Townsend	13	1	0	11	-11	-11.0	0	0	-0.8
Team	8	10	0	30	-30	-3.0	0	0	-3.8
Luke Del Rio	6	16	37	80	-43	-2.7	0	11	-7.2
Austin Appleby	9	41	108	153	-45	-1.1	0	33	-5.0
<b>TOTAL</b>	<b>13</b>	<b>452</b>	<b>2,002</b>	<b>335</b>	<b>1,667</b>	<b>3.7</b>	<b>11</b>	<b>59</b>	<b>128.2</b>
<i>Opponents</i>	<i>13</i>	<i>488</i>	<i>2,233</i>	<i>355</i>	<i>1,878</i>	<i>3.8</i>	<i>16</i>	<i>41</i>	<i>144.5</i>

<b>TOTAL OFFENSE</b>	G	Plays	Rush	Pass	Total	Avg/G
Austin Appleby	9	250	-45	1,447	1,402	155.8
Luke Del Rio	6	217	-43	1,358	1,315	219.2
Jordan Scarlett	13	179	889	0	889	68.4
Lamical Perine	13	91	421	0	421	32.4
Mark Thompson	12	68	299	0	299	24.9
Jordan Cronkrite	11	31	145	0	145	13.2
Antonio Callaway	12	5	32	0	32	2.7
Brandon Powell	13	7	6	0	6	0.5
Mark Herndon	8	2	3	0	3	0.4
Josh Hammond	13	1	1	0	1	0.1
Johnny Townsend	13	1	-11	0	-11	-0.8
Team	8	10	-30	0	-30	-3.8
<b>TOTAL</b>	<b>13</b>	<b>862</b>	<b>1,667</b>	<b>2,805</b>	<b>4,472</b>	<b>344.0</b>
<i>Opponents</i>	<i>13</i>	<i>816</i>	<i>1,878</i>	<i>1,931</i>	<i>3,809</i>	<i>293.0</i>

<b>PASSING</b>	G	Effic	Cmp-Att-Int	Pct	Yds	TD	Lng	Avg/G
Austin Appleby	9	128.01	127-209-7	60.8	1,447	10	98	160.8
Luke Del Rio	6	118.64	114-201-8	56.7	1,358	8	78	226.3
<b>TOTAL</b>	<b>13</b>	<b>123.42</b>	<b>241-410-15</b>	<b>58.8</b>	<b>2,899</b>	<b>18</b>	<b>98</b>	<b>215.8</b>
<i>Opponents</i>	<i>13</i>	<i>92.87</i>	<i>148-328-16</i>	<i>45.1</i>	<i>2,550</i>	<i>8</i>	<i>67</i>	<i>148.5</i>

<b>PUNT RETURNS</b>	No.	Yds	Avg	TD	Long
Antonio Callaway	26	218	8.4	0	39
Brandon Powell	5	23	4.6	0	7
Freddie Swain	1	1	1.0	0	1
<b>TOTAL</b>	<b>32</b>	<b>242</b>	<b>7.6</b>	<b>0</b>	<b>39</b>
<i>Opponents</i>	<i>29</i>	<i>284</i>	<i>9.8</i>	<i>1</i>	<i>47</i>

<b>RECEIVING</b>	G	No.	Yds	Avg	TD	Long	Avg/G
Antonio Callaway	12	54	721	13.4	3	78	60.1
Brandon Powell	13	45	387	8.6	2	26	29.8
DeAndre Goolsby	13	38	342	9.0	3	32	26.3
Jordan Cronkrite	11	20	120	6.0	1	21	10.9
C'yontai Lewis	12	18	184	10.2	2	33	15.3
Tyrie Cleveland	11	14	298	21.3	2	98	27.1
Josh Hammond	13	14	177	12.6	0	53	13.6
Lamical Perine	13	9	161	17.9	1	32	12.4
Freddie Swain	13	8	118	14.8	2	26	9.1
Ahmad Fulwood	13	7	112	16.0	1	30	8.6
Mark Thompson	12	4	105	26.2	1	85	8.8
C.J. Worton	5	4	45	11.2	0	22	9.0
Jordan Scarlett	13	4	23	5.8	0	13	1.8
Moral Stephens	10	1	14	14.0	0	14	1.4
Mark Herndon	8	1	-2	-2.0	0	0	-0.2
<b>TOTAL</b>	<b>13</b>	<b>241</b>	<b>2,805</b>	<b>11.6</b>	<b>18</b>	<b>98</b>	<b>215.8</b>
<i>Opponents</i>	<i>13</i>	<i>148</i>	<i>1,931</i>	<i>13.0</i>	<i>8</i>	<i>67</i>	<i>148.5</i>

<b>INTERCEPTIONS</b>	No.	Yds	Avg	TD	Long
Jalen Tabor	4	47	11.8	1	39
Chauncey Gardner	3	103	34.3	1	58
Quincy Wilson	3	80	26.7	1	78
Marcell Harris	2	25	12.5	0	25
Duke Dawson	1	37	37.0	1	37
Nick Washington	1	0	0.0	0	0
Daniel McMillian	1	23	23.0	0	23
Marcus Maye	1	6	6.0	0	6
<b>TOTAL</b>	<b>16</b>	<b>321</b>	<b>20.1</b>	<b>4</b>	<b>78</b>
<i>Opponents</i>	<i>15</i>	<i>171</i>	<i>11.4</i>	<i>2</i>	<i>44</i>

<b>KICK RETURNS</b>	No.	Yds	Avg	TD	Long
Chris Thompson	13	283	21.8	0	33
Lamical Perine	4	86	21.5	0	41
Antonio Callaway	3	97	32.3	1	44
Brandon Powell	2	28	14.0	0	16
Mark Thompson	1	21	21.0	0	21
Dre Massey	1	21	21.0	0	21
Freddie Swain	1	11	11.0	0	11
Jalen Tabor	1	33	33.0	0	33
<b>TOTAL</b>	<b>26</b>	<b>580</b>	<b>22.3</b>	<b>1</b>	<b>44</b>
<i>Opponents</i>	<i>15</i>	<i>354</i>	<i>23.6</i>	<i>0</i>	<i>49</i>

<b>FUMBLE RETURNS</b>	No.	Yds	Avg	TD	Long
Marcell Harris	1	12	12.0	1	12
<b>TOTAL</b>	<b>1</b>	<b>12</b>	<b>12.0</b>	<b>1</b>	<b>12</b>
<i>Opponents</i>	<i>1</i>	<i>0</i>	<i>0.0</i>	<i>1</i>	<i>3</i>

SCORING	PATs								Saf	Points
	TD	FGs	Kick	Rush	Rcv	Pass	DXP			
Eddy Pineiro	-	21-25	32-32	0-0	0	0-0	0	0	0	95
Jordan Scarlett	6	0-0	0-0	0-0	0	0-0	0	0	0	36
Antonio Callaway	5	0-0	0-0	0-0	0	0-0	0	0	0	30
DeAndre Goolsby	3	0-0	0-0	0-0	0	0-0	0	0	0	18
Mark Thompson	3	0-0	0-0	0-0	0	0-0	0	0	0	18
Freddie Swain	2	0-0	0-0	0-0	1	0-0	0	0	0	14
Tyrie Cleveland	2	0-0	0-0	0-0	0	0-0	0	0	0	12
Jordan Cronkrite	2	0-0	0-0	0-0	0	0-0	0	0	0	12
Brandon Powell	2	0-0	0-0	0-0	0	0-0	0	0	0	12
C'yontai Lewis	2	0-0	0-0	0-0	0	0-0	0	0	0	12
Lamical Perine	2	0-0	0-0	0-0	0	0-0	0	0	0	12
Jalen Tabor	1	0-0	0-0	0-0	0	0-1	0	0	0	6
Chauncey Gardner	1	0-0	0-0	0-0	0	0-0	0	0	0	6
Duke Dawson	1	0-0	0-0	0-0	0	0-0	0	0	0	6
Quincy Wilson	1	0-0	0-0	0-0	0	0-0	0	0	0	6
Ahmad Fullwood	1	0-0	0-0	0-0	0	0-0	0	0	0	6
Marcell Harris	1	0-0	0-0	0-0	0	0-0	0	0	0	6
David Reese	-	0-0	0-0	0-0	0	0-0	1	0	0	2
Team	-	0-0	0-0	0-0	0	0-0	0	1	0	2
Luke Del Rio	-	0-0	0-0	0-0	0	1-2	0	0	0	0
Austin Appleby	-	0-0	0-0	0-0	0	0-1	0	0	0	0
<b>TOTAL</b>	<b>35</b>	<b>21-25</b>	<b>32-32</b>	<b>0-0</b>	<b>1</b>	<b>1-3</b>	<b>1</b>	<b>1</b>	<b>1</b>	<b>311</b>
<i>Opponents</i>	<i>27</i>	<i>10-15</i>	<i>26-27</i>	<i>0-0</i>	<i>0</i>	<i>0-0</i>	<i>0</i>	<i>0</i>	<i>0</i>	<i>218</i>

FIELD GOALS	FGM-FGA	Pct	1-19	20-29	30-39	40-49	50+	Lg	Blk
Eddy Pineiro	21-25	84.0	0-0	5-5	5-7	8-10	3-3	54	0

PUNTING	No.	Yds	Avg	Long	TB	FC	I20	50+	Blkd
Johnny Townsend	42	198	47.4	62	5	12	18	18	0
<b>TOTAL</b>	<b>42</b>	<b>198</b>	<b>47.4</b>	<b>62</b>	<b>5</b>	<b>12</b>	<b>18</b>	<b>18</b>	<b>0</b>
<i>Opponents</i>	<i>50</i>	<i>208</i>	<i>41.8</i>	<i>61</i>	<i>1</i>	<i>14</i>	<i>15</i>	<i>10</i>	<i>0</i>

KICKOFFS	No.	Yds	Avg	TB	OB	Retn	Net	YdLn
Eddy Pineiro	40	259	64.9	30	1			
<b>TOTAL</b>	<b>40</b>	<b>259</b>	<b>64.9</b>	<b>30</b>	<b>1</b>	<b>22.9</b>	<b>41.0</b>	<b>24</b>
<i>Opponents</i>	<i>29</i>	<i>177</i>	<i>61.1</i>	<i>12</i>	<i>2</i>	<i>22.7</i>	<i>39.0</i>	<i>25</i>

FG SEQUENCE	Florida	OPPONENTS
Massachusetts	(40),(49),(48)	-
Kentucky	42,(54),48	34
North Texas	(22)	-
Tennessee	-	(28)
Vanderbilt	(42),(26)	(38),(27)
Missouri	32,(53),(24)	-
Georgia	33,(38)	(25)
Arkansas	(49)	(36)
Sout Carolina	(54),(36)	-
LSU	(36),(26),(34)	(22)
Florida State	(38),(41)	49,(22),44
Alabama	-	(31),40,(25)
Iowa	(44),(25),(48)	(36),30

*Numbers in parentheses indicate FG was made.*

### PASSING GAME-BY-GAME

#12 Austin Appleby	Att	Comp	Int	Pct	Yards	TD	Long	Sack	Yds	Effic
Kentucky	1	0	0	0.0	0	0	0	0	0	0.00
North Texas	4	2	0	50.0	30	0	19	0	0	113.00
Tennessee	39	23	1	59.0	296	3	51	26	0	142.98
Vanderbilt	28	19	0	67.9	144	0	33	2	13	111.06
South Carolina	21	17	1	81.0	201	2	30	1	5	183.26
LSU	17	7	0	41.2	144	1	98	2	19	131.74
Florida State	35	19	0	54.3	149	0	25	6	47	90.05
Alabama	39	26	3	66.7	261	2	32	4	36	124.42
Iowa	25	14	2	56.0	222	2	85	3	19	128.01
<b>TOTALS</b>	<b>127</b>	<b>209</b>	<b>7</b>	<b>60.8</b>	<b>1447</b>	<b>10</b>	<b>98</b>	<b>20</b>	<b>145</b>	<b>128.01</b>

#14 Luke Del Rio	Att	Comp	Int	Pct	Yards	TD	Long	Sack	Yds	Effic
UMass	44	29	0	65.9	256	2	26	1	6	129.78
Kentucky	32	19	1	59.4	320	4	78	0	0	178.38
North Texas	25	14	1	56.0	186	0	53	0	0	110.50
Missouri	38	18	3	47.4	236	1	46	1	5	92.43
Georgia	25	15	1	60.0	131	1	21	3	40	92.53
Arkansas	37	19	2	51.4	229	0	25	3	25	92.53
<b>TOTALS</b>	<b>114</b>	<b>201</b>	<b>8</b>	<b>56.7</b>	<b>1358</b>	<b>8</b>	<b>78</b>	<b>8</b>	<b>76</b>	<b>118.64</b>



**RUSHING GAME-BY-GAME**

	No-Yds/TD	UMASS	UK	NT	UT	VANDY	MU	UGA	AR	SC	LSU	FSU	UA	IOWA
Jordan Scarlett	179-889/6	13-70/0	9-43/1	11-62/1	10-44/1	12-55/1	12-101/	26-93/1	5-15/0	20-134/	22-108/	14-53/0	11-17/0	14-94/0
Lamical Perine	91-421/1	1--1/0	15-59/1	11-57/1	2-5/0	6-28/0	11-106/	15-33/0	3-3/0	5-11/0	7-38/0	3-9/0	3-8/0	7-19/0
Mark Thompson	68-299/2	6-22/0	15-59/1	11-85/1	8-20/0	7-11/0	10-65/0	DNP	3-19/0	1--2/0	-	-	5-16/0	2-4/0
Jordan Cronkrite	31-145/1	3-5/0	5-29/0	9-46/1	4-13/0	2-13/0	3-6/0	DNP	-	1-13/0	-	3-18/0	1-2/0	DNP
Antonio Callaway	5-32/1	-	-	DNP	-	-	-	1-4/1	-	-	-	1-24/0	2--2/0	1-6/0
Brandon Powell	7-6/0	-	-	-	-	1--2/0	2-14/0	1-3/0	-	1--8/0	-	1--2/0	1-1/0	-
Mark Herndon	2-3/0	-	2-3/0	-	-	-	-	DNP	DNP	DNP	DNP	-	DNP	-
Josh Hammond	1-1/0	-	2-3/0	-	-	-	-	-	-	-	-	-	1-1/0	-
Johnny Townsend	1--11/0	-	-	-	-	-	-	-	-	-	-	-	1--11/0	-
Team	10--30/0	DNP	-	-	DNP	4--12/0	DNP	1--4/0	DNP	3--11/0	-	DNP	-	2--3/0
Luke Del Rio	16--43/0	6-11/0	2-5/0	-	DNP	DNP	1--5/0	4--29/0	3--25/0	DNP	DNP	DNP	DNP	DNP
Austin Appleby	41--45/0	DNP	-	1-5/0	7-24/0	3--1/0	DNP	DNP	DNP	6-34/0	6--2/0	7--44/0	5--32/0	6--11/0

**RECEIVING GAME-BY-GAME**

	No-Yds/TD	UMASS	UK	NT	UT	VANDY	MU	UGA	AR	SC	LSU	FSU	UA	IOWA
Antonio Callaway	54-721/3	8-72/1	5-129/1	DNP	4-134/0	3-36/0	3-28/0	4-42/0	4-44/0	4-48/0	2-12/0	6-58/0	4-63/1	7-55/0
Brandon Powell	45-387/2	7-73/1	4-43/1	3-20/0	1-9/0	4-23/0	4-38/0	2-12/0	2-41/0	3-32/0	1-5/0	3-17/0	9-59/0	2-15/0
DeAndre Goolsby	38-342/3	3-28/0	3-44/0	3-40/0	5-26/1	8-37/0	3-40/0	1-1/0	2-3/0	-	-	1-5/0	7-91/1	2-27/1
Tyrie Cleveland	14-298/2	DNP	-	DNP	1-36/	2-9/0	3-79/1	1-13/0	1-2/0	-	3-124/1	2-19/0	-	1-16/0
C'yontai Lewis	18-184/2	DNP	1-7/0	1-4/0	2-7/0	2-39/0	1-13/0	2-36/1	1-17/0	4-38/1	1-3/0	1-10/0	2-10/0	-
Josh Hammond	14-177/0	5-38/0	-	2-72/0	1-8/0	-	-	2-12/0	1-25/0	2-18/0	-	-	1-4/0	-
Lamical Perine	9-161/1	-	1-28/1	1-29/0	-	-	1-31/0	3-15/0	-	-	-	2-26/0	1-32/0	-
Jordan Cronkrite	20-120/1	2-13/0	1-10/1	3-22/0	5-26/1	-	1-11/0	DNP	2-25/0	1--3/0	-	4-14/0	1-2/0	DNP
Freddie Swain	8-118/2	2-11/0	1-26/1	1-10/0	2-27/1	-	-	-	-	1-20/0	-	-	-	1-24/0
Ahmad Fulwood	7-112/1	1-13/0	-	1-15/0	-	-	1--2/0	-	2-38/0	2-48/1	-	-	-	-
Mark Thompson	4-105/1	-	-	-	-	-	-	DNP	2-20/0	-	-	-	1-0/0	1-85/1
C.J. Worton	4-45/0	DNP	2-19/0	1-4/0	1-22/0	-	-	DNP	DNP	DNP	DNP	DNP	DNP	DNP
Jordan Scarlett	4-23/0	1-8/0	-	-	1-1/0	-	-	-	2-14/0	-	-	-	-	-
Moral Stephens	1-14/0	-	1-14/0	-	DNP	DNP	-	DNP	-	-	-	-	-	-
Mark Herndon	1--2/0	-	-	-	-	-	1--2/0	DNP	DNP	DNP	DNP	-	DNP	-

**PUNT RETURNS GAME-BY-GAME**

	No-Yds	UMASS	UK	NT	UT	VANDY	MU	UGA	AR	SC	LSU	FSU	UA	IOWA
Antonio Callaway	26-218	4-33	2-3	DNP	1-0	2--4	5-8	3-10	2-25	4-100	-	1-2	-	2-41
Brandon Powell	5-23	-	-	5-23	-	-	-	-	-	-	-	-	-	-
Freddie Swain	1-1	-	1-1	-	-	-	-	-	-	-	-	-	-	-

**KICK RETURNS GAME-BY-GAME**

	No-Yds	UMASS	UK	NT	UT	VANDY	MU	UGA	AR	SC	LSU	FSU	UA	IOWA
Chris Thompson	13-283	DNP	DNP	-	-	-	-	2-55	3-57	-	1-18	2-29	5-124	-
Antonio Callaway	3-97	1-32	1-21	DNP	-	-	1-44	-	-	-	-	-	-	-
Lamical Perine	4-86	-	-	-	1-14	1-29	1-41	-	1-2	-	-	-	-	-
Jalen Tabor	1-33	DNP	-	-	-	-	-	-	-	-	1-33	-	-	-
Brandon Powell	2-28	-	-	1-12	-	-	-	-	-	1-16	-	-	-	-
Dre Massey	1-21	1-21	DNP	DNP	DNP	DNP	DNP	DNP	DNP	DNP	DNP	DNP	DNP	DNP
Mark Thompson	1-21	-	-	-	-	-	-	DNP	-	-	-	-	1-21	-
Freddie Swain	1-11	-	1-11	-	-	-	-	-	-	-	-	-	-	-

**INTERCEPTION RETURNS GAME-BY-GAME**

	No-Yds	UMASS	UK	NT	UT	VANDY	MU	UGA	AR	SC	LSU	FSU	UA	IOWA
Jalen Tabor	4-47	DNP	1-0	-	1-2	1-6	1-39	-	-	-	-	-	-	-
Quincy Wilson	3-80	-	1-2	-	1-0	-	1-78	-	-	-	-	-	-	-
Chauncey Gardner	3-103	-	-	-	-	-	-	-	-	-	-	1-15	-	2-88
Marcell Harris	2-25	-	-	1-25	-	-	-	-	-	1-0	-	-	-	-
Marcus Maye	1-6	-	1-6	-	-	-	-	-	-	-	DNP	DNP	DNP	DNP
Daniel McMillian	1-23	-	-	-	DNP	-	-	-	-	-	-	-	-	1-23
Duke Dawson	1-37	-	-	-	-	-	-	-	1-37	-	-	-	DNP	-
Nick Washington	1-0	-	-	-	-	1-0	-	-	-	-	-	DNP	DNP	DNP

**FUMBLE RETURNS GAME-BY-GAME**

	No-Yds	UMASS	UK	NT	UT	VANDY	MU	UGA	AR	SC	LSU	FSU	UA	IOWA
Marcell Harris	1-12	-	-	-	-	-	-	-	-	-	-	-	1-12	-

**GAME-BY-GAME STARTERS // OFFENSE**

Game	LT	LG	C	RG	RT	QB	RB	TE	WR	WR	UTIL
UMass	D. Sharpe	M. Ivey	C. Dillard	T. Jordan	F. Johnson	L. Del Rio	J. Scarlett	D. Goolsby	A. Callaway	B. Powell	Ja. Taylor (OL)
Kentucky	D. Sharpe	M. Ivey	C. Dillard	T. Jordan	F. Johnson	L. Del Rio	M. Thompson	D. Goolsby	A. Callaway	B. Powell	C. Lewis (TE)
North Texas	D. Sharpe	M. Ivey	C. Dillard	F. Johnson	Ja. Taylor	L. Del Rio	M. Thompson	D. Goolsby	J. Hammond	B. Powell	C. Lewis (TE)
at Tennessee	D. Sharpe	M. Ivey	C. Dillard	F. Johnson	Ja. Taylor	A. Appleby	M. Thompson	C. Lewis	A. Callaway	B. Powell	C. Worton (WR)
at Vanderbilt	D. Sharpe	M. Ivey	C. Dillard	F. Johnson	Ja. Taylor	A. Appleby	J. Scarlett	D. Goolsby	A. Callaway	B. Powell	C. Lewis (TE)
Missouri	D. Sharpe	M. Ivey	C. Dillard	T. Jordan	Ja. Taylor	L. Del Rio	B. Powell	D. Goolsby	J. Hammond	A. Fullwood	C. Lewis (TE)
vs. Georgia	D. Sharpe	M. Ivey	C. Dillard	T. Jordan	Ja. Taylor	L. Del Rio	J. Scarlett	C. Lewis	A. Callaway	B. Powell	T. Cleveland (WR)
at Arkansas	D. Sharpe	M. Ivey	C. Dillard	T. Jordan	Ja. Taylor	L. Del Rio	J. Scarlett	D. Goolsby	A. Callaway	T. Cleveland	C. Lewis (TE)
South Carolina	D. Sharpe	M. Ivey	T. Jordan	F. Johnson	Ja. Taylor	A. Appleby	J. Scarlett	D. Goolsby	A. Callaway	B. Powell	C. Lewis (TE)
at LSU	D. Sharpe	M. Ivey	T. McCoy	F. Johnson	Ja. Taylor	A. Appleby	J. Scarlett	D. Goolsby	A. Callaway	B. Powell	C. Lewis (TE)
at Florida State	D. Sharpe	M. Ivey	T. McCoy	F. Johnson	Ja. Taylor	A. Appleby	J. Scarlett	D. Goolsby	A. Callaway	T. Cleveland	C. Lewis (TE)
vs. Alabama	D. Sharpe	K. Harkless	T. McCoy	T. Jordan	Ja. Taylor	A. Appleby	M. Thompson	D. Goolsby	A. Callaway	B. Powell	J. Hammond (WR)
vs. Iowa	D. Sharpe	M. Ivey	T. McCoy	T. Jordan	Ja. Taylor	A. Appleby	J. Scarlett	C. Lewis	A. Callaway	B. Powell	T. Cleveland (WR)

**GAME-BY-GAME STARTERS // DEFENSE**

Game	DE	DT	DT	DE	LB	LB	CB	CB	S	S	UTIL
UMass	B. Cox	J. Ivie	C. Brantley	J. Sherit	J. Davis	A. Anzalone	Q. Wilson	D. Dawson	N. Washington	M. Maye	C. Williamson (NICK)
Kentucky	B. Cox	J. Ivie	C. Brantley	J. Sherit	J. Davis	A. Anzalone	Q. Wilson	T. Tabor	M. Harris	M. Maye	D. Dawson (NICK)
North Texas	B. Cox	J. Ivie	C. Brantley	J. Sherit	J. Davis	A. Anzalone	Q. Wilson	T. Tabor	N. Washington	M. Maye	D. Dawson (NICK)
at Tennessee	B. Cox	J. Ivie	C. Brantley	J. Sherit	J. Davis	A. Anzalone	Q. Wilson	T. Tabor	M. Harris	M. Maye	D. Dawson (NICK)
at Vanderbilt	K. Davis	K. Clark	C. Brantley	C. Jefferson	J. Davis	A. Anzalone	Q. Wilson	T. Tabor	N. Washington	M. Maye	K. Johnson (LB)
Missouri	K. Davis	K. Clark	T. Bryan	C. Jefferson	J. Davis	A. Anzalone	Q. Wilson	T. Tabor	M. Harris	M. Maye	D. Dawson (NICK)
vs. Georgia	J. Zuniga	K. Clark	T. Bryan	C. Jefferson	J. Davis	A. Anzalone	Q. Wilson	T. Tabor	N. Washington	M. Maye	D. Dawson (NICK)
at Arkansas	J. Zuniga	J. Ivie	C. Brantley	C. Jefferson	J. Davis	A. Anzalone	Q. Wilson	T. Tabor	M. Harris	M. Maye	D. McMillian (LB)
South Carolina	B. Cox	J. Ivie	C. Brantley	J. Sherit	D. Reese	K. Johnson	Q. Wilson	T. Tabor	N. Washington	M. Maye	D. Dawson (NICK)
at LSU	K. Davis	J. Ivie	C. Brantley	J. Sherit	D. Reese	K. Johnson	Q. Wilson	T. Tabor	N. Washington	M. Harris	D. McMillian (LB)
at Florida State	J. Zuniga	J. Ivie	C. Brantley	J. Sherit	D. Reese	K. Johnson	Q. Wilson	T. Tabor	C. Gardner	M. Harris	D. McMillian (LB)
vs. Alabama	K. Davis	J. Ivie	C. Brantley	C. Jefferson	J. Davis	K. Johnson	Q. Wilson	T. Tabor	C. Gardner	M. Harris	D. Reese (LB)
vs. Iowa	K. Davis	J. Ivie	C. Brantley	C. Jefferson	C. Garcia	K. Johnson	Q. Wilson	T. Tabor	C. Gardner	M. Harris	V. Joseph (LB)

DEFENSIVE LEADERS		GP-GS	-----Tackles-----				--Sacks--	----Pass Def----		----Fumbles----			Blkd	
			Solo	Ast	Total	TFL/Yds		No-Yards	Int-Yds	BrUp	QBH	Rcv-Yds	FF	Kick
26	Marcell Harris	13-8	43	30	73	4.0-12	1.0-2	2-25	1	1	1-12	1	.	.
40	Jarrad Davis	9-9	29	31	60	6.0-28	2.0-19	.	4	5	.	.	.	.
34	Alex Anzalone	8-8	22	31	53	4.0-17	3.0-16	.	2	6	1-0	.	.	.
20	Marcus Maye	9-9	29	21	50	1.5-11	1.0-1.0	1-6	6	.	.	.	.	.
33	David Reese	12-4	14	35	49	2.0-5	.	.	.	.	.	.	.	.
8	Nick Washington	10-6	22	23	45	.	.	1-0	1	2	.	.	.	.
28	Kylan Johnson	13-6	19	20	39	5.0-20	1.0-5	.	1	1	1-0	.	.	.
17	Jordan Sherit	10-7	16	22	38	5.0-26	3.5-22	.	.	2	.	.	.	.
6	Quincy Wilson	13-13	18	15	33	3.5-12	1.0-8	3-80	6	1	.	.	.	.
31	Jalen Tabor	12-12	23	10	33	2.0-13	1.0-11	4-47	6	.	1-0	.	.	.
23	Chauncey Gardner	13-3	20	12	32	0.5-1	.	3-103	3	.	.	.	.	.
57	Caleb Brantley	13-11	16	15	31	9.5-35	2.5-19	.	.	3	.	1	.	.
96	CeCe Jefferson	12-6	15	15	30	6.5-23	1.5-13	.	.	5	.	.	.	.
1M	Daniel McMillian	12-3	12	17	29	1.0-2	.	1-23	1	1	.	.	.	.
95	Keivonnis Davis	13-5	6	21	27	3.0-25	1.5-17	.	.	5	.	.	.	.
91	Joey Ivie	11-10	9	17	26	3.5-12	2.5-11	.	.	7	.	1	1	.
92	Jabari Zuniga	13-3	18	7	25	8.5-39	5.0-32	.	.	11	.	1	1	.
7	Duke Dawson	12-7	18	6	24	3.5-12	.	1-37	7	.	.	1	.	.
94	Bryan Cox	11-5	10	9	19	2.5-19	0.5-2	.	.	6	.	1	.	.
93	Taven Bryan	13-2	9	8	17	3.0-10	1.0-7	.	1	2	2-0	2	.	.
54	Khairi Clark	13-3	4	12	16	1.0-5	1.0-5	.	.	.	.	.	.	.
1J	Vosean Joseph	13-1	7	6	13	1.0-2	.	.	1	.	1-0	.	.	.
99	Jachai Polite	12-0	6	5	11	3.5-12	2.0-9	.	.	1	.	1	.	.
43	Cristian Garcia	13-1	3	4	7	.	.	.	.	.	.	.	.	.
29	Jeawon Taylor	11-0	3	4	7	.	.	.	.	.	.	.	.	.
85	Chris Thompson	11-0	5	2	7	.	.	.	.	.	.	1	.	.
1W	Chris Williamson	9-1	3	2	5	.	.	.	.	.	.	.	.	.
5	Ahmad Fulwood	13-1	4	1	5	.	.	.	.	.	.	.	.	.
35	Joseph Putu	10-0	1	3	4	.	.	.	.	.	.	.	.	.
19	Johnny Townsend	13-0	2	2	4	.	.	.	.	.	.	.	.	.
50	Jeremiah Moon	2-0	.	3	3	.	.	.	.	3	.	.	.	.
90	Antonneous Clayton	5-0	.	3	3	.	.	.	.	.	.	.	.	.
37	Mark Herndon	8-0	2	1	3	.	.	.	.	.	.	.	.	.
39	Michael Iorio	3-0	.	3	3	.	.	.	.	.	.	.	.	.
98	Luke Ancrum	7-0	.	3	3	.	.	.	.	.	.	.	.	.
44	Rayshad Jackson	9-0	1	1	2	.	.	.	.	1	.	.	.	.
24	Mark Thompson	12-4	1	.	1	.	.	.	.	.	.	.	.	.
30	DeAndre Goolsby	13-10	1	.	1	.	.	.	.	.	.	.	.	.
81	Antonio Callaway	12-11	1	.	1	.	.	.	.	.	.	.	.	.
25	Jordan Scarlett	13-8	1	.	1	.	.	.	.	.	.	.	.	.
4	Brandon Powell	13-11	1	.	1	.	.	.	.	.	.	.	.	.
TM	Team	8-0	.	.	.	.	.	.	.	.	.	.	.	1
36	Eddie Giles	1-0	.	.	.	.	.	.	1	.	.	.	.	.
97	Justus Reed	2-0	.	.	.	.	.	.	.	2	.	.	.	.
<b>TOTAL</b>		<b>13</b>	<b>414</b>	<b>420</b>	<b>834</b>	<b>80-341</b>	<b>31-208</b>	<b>16-321</b>	<b>41</b>	<b>65</b>	<b>8-12</b>	<b>11</b>	<b>2</b>	<b>1</b>
<i>Opponents</i>		<i>13</i>	<i>435</i>	<i>462</i>	<i>897</i>	<i>70-317</i>	<i>28-221</i>	<i>15-171</i>	<i>43</i>	<i>47</i>	<i>7-0</i>	<i>13</i>	<i>1</i>	.



**TACKLES-FOR-LOSS GAME-BY-GAME**

	UA-A	TOT	UMASS	UK	NT	UT	VANDY	MU	UGA	AR	SC	LSU	FSU	UA	IOWA
Caleb Brantley	7-5	9.5	-	-	1.0-7	1.0-4	-	-	0.5-0	0.5-5	0.5-1	3.0-7	2.0-4	-	1.0-7
Jabari Zuniga	8-1	8.5	2.0-10	-	2.0-18	-	1.0-4	-	2.0-5	-	0.5-1	-	1.0-1	-	-
Cece Jefferson	5-3	6.0	-	1.0-3	0.5-1	-	-	0.5-0	-	1.0-2	DNP	1.0-9	1.0-2	0.5-4	1.0-2
Jarrad Davis	4-4	6.0	0.5-8	-	1.5-11	-	-	1.5-4	2.5-5	-	DNP	DNP	DNP	-	DNP
Kylan Johnson	2-6	5.0	-	0.5-1	-	-	-	-	-	1.0-4	1.0-3	-	0.5-1	2.0-11	-
Jordan Sherit	3-4	5.0	-	2.0-13	0.5-0	1.0-8	-	DNP	-	-	1.0-4	-	0.5-1	2.0-11	-
Alen Anzalone	2-4	4.0	1.0-6	1.5-7	-	-	-	1.0-1	0.5-3	-	DNP	DNP	DNP	DNP	DNP
Marcell Harris	3-2	4.0	-	-	-	-	-	-	1.0-4	-	1.0-4	-	0.5-1	DNP	DNP
Joey Ivie	2-3	3.5	-	-	0.5-3	-	DNP	DNP	-	-	2.0-8	-	-	-	1.0-1
Jachai Polite	3-1	3.5	-	1.0-5	1.0-4	-	-	-	-	DNP	-	-	-	1.5-3	-
Duke Dawson	3-1	3.5	1.0-1	-	-	-	1.0-8	-	-	-	1.0-2	0.5-1	-	-	-
Quincy Wilson	2-3	3.5	1.0-1	-	-	-	1.0-8	-	-	-	1.0-2	0.5-1	-	-	-
Taven Bryan	2-2	3.0	-	-	-	-	-	-	-	0.5-1	1.5-7	-	-	-	1.0-2
Keivonnis Davis	1-4	3.0	0.5-9	-	-	-	-	-	-	-	0.5-2	DNP	DNP	-	-
Bryan Cox	2-1	2.5	-	1.0-1	-	-	1.0-16	-	-	-	0.5-2	DNP	DNP	-	-
Jalen Tabor	2-0	2.0	DNP	-	-	-	-	-	1.0-11	-	-	-	-	1.0-2	-
David Reese	1-2	2.0	-	-	1.0-3	-	-	-	-	-	0.5-1	0.5-1	-	-	DNP
Marcus Maye	1-1	1.5	-	-	1.5-11	-	-	-	-	-	-	DNP	DNP	DNP	DNP
Vosean Joseph	1-0	1.0	-	-	-	-	-	-	-	-	-	-	-	-	1.0-2
Khairi Clark	0-2	1.0	-	-	-	-	-	-	0.5-2	-	0.5-3	-	-	-	-
Daniel McMillian	1-0	1.0	-	-	-	DNP	-	-	-	1.0-2	-	-	-	-	-
Chauncey Gardner	0-1	0.5	-	-	-	-	-	-	-	-	-	-	-	0.5-1	-

**SACKS GAME-BY-GAME**

	UA-A	TOT	UMASS	UK	NT	UT	VANDY	MU	UGA	AR	SC	LSU	FSU	UA	IOWA
Jabari Zuniga	5-0	5.0	2.0-1.0	-	2.0-18	-	1.0-4	-	-	-	-	-	-	-	-
Jordan Sherit	3-1	3.5	-	2.0-13	-	1.0-8	-	DNP	-	-	0.5-1	-	-	DNP	DNP
Alex Anzalone	2-2	3.0	1.0-6	1.5-7	-	-	-	-	0.5-3	-	DNP	DNP	DNP	DNP	DNP
Caleb Brantley	2-1	2.5	-	-	1.0-7	-	-	-	-	0.5-5	-	-	-	-	1.0-7
Joey Ivie	1-3	2.5	-	-	0.5-3	-	DNP	DNP	-	-	2.0-8	-	-	-	-
Jarrad Davis	1-2	2.0	0.5-8	-	1.5-11	-	-	-	-	-	DNP	DNP	DNP	-	DNP
Jachai Polite	2-0	2.0	-	1.0-5	1.0-4	-	-	-	-	DNP	-	-	-	-	-
Keivonnis Davis	0-3	1.5	0.5-9	-	-	-	-	-	-	-	0.5-3	-	-	0.5-5	-
Cece Jefferson	1-1	1.5	-	-	-	-	-	-	-	-	DNP	1.0-9	-	0.5-4	-
Khairi Clark	0-2	1.0	-	-	-	-	-	-	0.5-2	-	0.5-3	-	-	-	-
Taven Bryan	1-0	1.0	-	-	-	-	-	-	-	-	1.0-7	-	-	-	-
Quincy Wilson	1-0	1.0	-	-	-	-	1.0-8	-	-	-	-	-	-	-	-
Marcus Maye	1-0	1.0	-	-	1.0-10	-	-	-	-	-	-	DNP	DNP	DNP	DNP
Kylan Johnson	0-2	1.0	-	0.5-1	-	-	-	-	-	0.5-4	-	-	-	-	-
Jalen Tabor	1-0	1.0	DNP	-	-	-	-	-	1.0-11	-	-	-	-	-	-
Marcell Harris	1-0	1.0	-	-	-	-	-	-	-	-	-	-	-	1.0-2	-
Bryan Cox	0-1	0.5	-	-	-	-	-	-	-	-	0.5-2	DNP	DNP	-	-

## TACKLES GAME-BY-GAME

	UA-A	TOT	UMASS	UK	NT	UT	VANDY	MU	UGA	AR	SC	LSU	FSU	UA	IOWA
Marcell Harris	43-30	73	0-2	1-1	2-1	3-1	2-1	1-2	3-2	4-2	2-5	3-8	9-2	6-1	7-2
Jarrad Davis	29-31	60	2-7	2-1	4-2	4-3	9-6	1-7	2-5	1-0	DNP	DNP	DNP	4-0	DNP
Alex Anzalone	22-31	53	3-3	5-1	0-2	5-7	3-3	0-8	1-4	5-3	DNP	DNP	DNP	DNP	DNP
Marcus Maye	29-21	50	4-1	3-0	3-3	4-4	3-4	3-3	0-3	8-3	1-0	DNP	DNP	DNP	DNP
David Reese	14-35	49	-	1-2	4-1	-	-	0-6	-	3-3	1-10	2-10	2-3	1-0	DNP
Nick Washington	22-23	45	4-1	0-2	2-0	1-1	1-3	3-4	2-2	4-4	2-3	3-3	DNP	DNP	DNP
Kylan Johnson	19-20	39	-	1-2	-	0-1	2-1	1-1	-	1-3	2-5	5-3	3-3	4-1	-
Jordan Sherit	16-22	38	2-2	3-2	0-3	6-2	-	DNP	0-2	2-1	1-4	1-5	1-1	DNP	DNP
Quincy Wilson	18-15	33	2-0	1-0	-	1-0	2-1	0-1	0-1	2-1	4-5	0-4	2-1	2-1	2-0
Jalen Tabor	23-10	33	DNP	0-2	1-0	3-1	1-0	0-2	2-0	2-0	3-3	5-1	1-1	4-0	1-0
Chauncey Gardner	20-12	32	3-0	-	0-1	1-0	1-0	3-1	-	1-0	2-1	1-0	3-3	4-5	1-1
Caleb Brantley	16-15	31	1-0	-	2-0	3-0	1-1	0-1	1-3	1-2	0-2	3-2	2-3	-	2-1
Cece Jefferson	15-15	30	0-1	1-0	1-1	2-1	3-1	0-5	0-1	1-1	DNP	2-2	1-1	1-1	3-0
Daniel McMillian	12-17	29	0-3	-	-	DNP	-	0-1	1-3	1-1	-	0-2	1-2	5-2	4-3
Keivonnis Davis	6-21	27	1-1	0-1	-	-	0-2	1-2	-	2-1	0-4	0-5	1-0	0-5	1-0
Joey Ivie	9-17	26	-	0-1	-	-	DNP	DNP	0-1	2-2	1-4	0-2	-	-	4-1
Jabari Zuniga	18-7	25	4-0	1-1	3-0	-	2-0	1-0	2-1	-	0-1	1-2	2-1	1-1	1-0
Duke Dawson	18-6	24	1-0	1-0	0-1	5-0	2-3	-	1-1	3-0	1-1	2-0	1-0	DNP	1-0
Bryan Cox	10-9	19	1-0	1-0	-	5-4	2-1	-	-	1-1	0-3	DNP	DNP	-	-
Taven Bryan	9-8	17	-	-	1-1	0-1	-	0-1	-	3-1	1-1	1-1	0-2	1-0	2-0
Khairi Clark	4-12	16	0-1	1-1	-	-	1-0	0-3	0-1	0-1	0-2	0-1	0-1	-	2-1
Vosean Joseph	7-6	13	-	1-0	-	-	-	0-1	-	-	0-1	1-1	1-1	-	4-2
Jachai Polite	6-5	11	1-0	1-0	1-0	-	0-1	0-2	-	DNP	-	-	0-1	1-1	2-0
Cristian Garcia	3-4	7	-	-	-	-	-	0-1	-	-	-	-	-	1-0	2-3
Jeawon Taylor	3-4	7	0-2	2-0	0-1	-	-	1-1	-	DNP	-	-	-	DNP	-
Chris Thompson	5-2	7	DNP	DNP	1-0	-	-	-	1-0	-	1-0	-	2-0	0-1	0-1
Chris Williamson	3-2	5	1-1	1-0	-	DNP	-	1-1	DNP	DNP	-	DNP	-	-	-
Ahmad Fulwood	4-1	5	0-1	-	-	-	-	-	-	-	-	-	1-0	1-0	2-0
Joseph Putu	1-3	4	DNP	1-1	0-1	-	-	0-1	DNP	-	-	DNP	-	-	-
Johnny Townsend	2-2	4	-	-	-	-	-	-	-	1-0	-	-	-	1-1	0-1
Antonneous Clayton	0-3	3	DNP	DNP	DNP	DNP	-	0-2	-	-	0-1	DNP	DNP	DNP	DNP
Mark Herndon	2-1	3	-	-	-	2-0	-	0-1	DNP	DNP	DNP	DNP	-	DNP	-
Michael Iorio	0-3	3	DNP	DNP	0-1	DNP	DNP	0-2	DNP	DNP	DNP	DNP	DNP	DNP	-
Jeremiah Moon	0-3	3	0-1	0-2	DNP	DNP	DNP	DNP	DNP	DNP	DNP	DNP	DNP	DNP	DNP
Luke Ancrum	0-3	3	0-1	-	0-1	DNP	DNP	0-1	DNP	-	-	DNP	DNP	DNP	-
Rayshad Jackson	1-1	2	DNP	DNP	-	-	DNP	0-1	DNP	-	-	-	-	-	1-0
Brandon Powell	1-0	1	-	1-0	-	-	-	-	-	-	-	-	-	-	-
Deandre Goolsby	1-0	1	-	-	1-0	-	-	-	-	-	-	-	-	-	-
Antonio Callaway	1-0	1	-	-	DNP	-	-	1-0	-	-	-	-	-	-	-
Jordan Scarlett	1-0	1	-	-	-	-	-	-	1-0	-	-	-	-	-	-
Mark Thompson	1-0	1	-	-	-	-	-	-	DNP	-	-	-	-	1-0	-

## FLORIDA GAMES PLAYED

	Name	GP/GS	UMASS	UK	NT	UT	VANDY	MU	UGA	AR	SC	LSU	FSU	UA	IOWA
98	Luke Ancrum	7/-	XXX	XXX	XXX	...	...	XXX	...	XXX	XXX	...	...	...	XXX
34	Alex Anzalone	8/8	START	START	START	START	START	START	START	START	...	...	...	...	...
12	Austin Appleby	9/7	...	XXX	XXX	START	START	...	...	...	START	START	START	START	START
57	Caleb Brantley	13/11	START	START	START	START	START	XXX	XXX	START	START	START	START	START	START
93	Taven Bryan	13/2	XXX	XXX	XXX	XXX	XXX	START	START	XXX	XXX	XXX	XXX	XXX	XXX
66	Nick Buchanan	2/-	...	XXX	XXX	...	...	...	...	...	...	...	...	...	...
81	Antonio Callaway	12/11	START	START	...	START	START	XXX	START	START	START	START	START	START	START
54	Khairi Clark	13/3	XXX	XXX	XXX	XXX	START	START	START	XXX	XXX	XXX	XXX	XXX	XXX
90	Antonneous Clayton	5/-	...	...	...	...	XXX	XXX	XXX	XXX	XXX	...	...	...	...
89	Tyrie Cleveland	11/4	...	XXX	...	...	XXX	XXX	START	START	XXX	XXX	START	XXX	START
94	Bryan Cox	11/5	START	START	START	START	XXX	XXX	XXX	XXX	START	...	...	XXX	XXX
32	Jordan Cronkrite	11/-	XXX	XXX	XXX	XXX	XXX	XXX	...	XXX	XXX	XXX	XXX	XXX	...
40	Jarrad Davis	9/9	START	START	START	START	START	START	START	START	...	...	...	START	...
95	Keivonnis Davis	13/5	XXX	XXX	XXX	XXX	START	START	XXX	XXX	XXX	START	XXX	START	START
7	Duke Dawson	12/7	START	START	START	START	XXX	START	START	XXX	START	XXX	XXX	...	XXX
14	Luke Del Rio	6/6	START	START	START	...	...	START	START	START	...	...	...	...	...
68	Richerd Desir-Jones	2/-	...	XXX	XXX	...	...	...	...	...	...	...	...	...	...
5D	Cameron Dillard	8/8	START	START	START	START	START	START	START	START	...	...	...	...	...
41	Ryan Farr	13/-	XXX	XXX	XXX	XXX	XXX	XXX	XXX	XXX	XXX	XXX	XXX	XXX	XXX
5	Ahmad Fulwood	13/1	XXX	XXX	XXX	XXX	XXX	START	XXX	XXX	XXX	XXX	XXX	XXX	XXX
56	Cristian Garcia	13/1	XXX	XXX	XXX	XXX	XXX	XXX	XXX	XXX	XXX	XXX	XXX	XXX	START
23	Chauncey Gardner	13/3	XXX	XXX	XXX	XXX	XXX	XXX	XXX	XXX	XXX	XXX	START	START	START
36	Eddie Giles	1/-	...	...	XXX	...	...	...	...	...	...	...	...	...	...
30	Deandre Goolsby	13/10	START	START	START	XXX	START	START	XXX	START	START	START	START	START	XXX
10	Josh Hammond	13/3	XXX	XXX	START	XXX	XXX	START	XXX	XXX	XXX	XXX	XXX	START	XXX
53	Kevaris Harkless	7/1	XXX	XXX	XXX	...	...	...	...	XXX	XXX	...	XXX	START	...
26	Marcell Harris	13/8	XXX	START	XXX	START	XXX	START	XXX	START	XXX	START	START	START	START
37	Mark Herndon	8/-	XXX	XXX	XXX	XXX	XXX	XXX	...	...	...	...	XXX	...	XXX
39	Michael Iorio	3/-	...	...	XXX	...	...	XXX	...	...	...	...	...	...	XXX
73	Martez Ivey	13/12	START	START	START	START	START	START	START	START	START	START	START	XXX	START
91	Joey Ivie	11/10	START	START	START	START	...	...	XXX	START	START	START	START	START	START
87	Kalif Jackson	2/-	...	...	...	...	...	...	...	...	...	...	...	XXX	XXX
44	Rayshad Jackson	9/-	...	...	XXX	XXX	...	XXX	...	XXX	XXX	XXX	XXX	XXX	XXX
96	Cece Jefferson	12/6	XXX	XXX	XXX	XXX	START	START	START	START	...	XXX	XXX	START	START
74	Fredrick Johnson	12/8	START	START	START	START	START	XXX	XXX	START	START	START	START	...	XXX
28	Kylan Johnson	13/6	XXX	XXX	XXX	XXX	START	XXX	XXX	XXX	START	START	START	START	START
64	Tyler Jordan	11/8	START	START	...	...	XXX	START	START	START	START	XXX	XXX	START	START
1J	Vosean Joseph	13/1	XXX	XXX	XXX	XXX	XXX	XXX	XXX	XXX	XXX	XXX	XXX	XXX	START
84	Camrin Knight	4/-	...	XXX	XXX	...	...	...	XXX	...	...	...	...	...	XXX
80	C'yontai Lewis	12/11	...	START	START	START	START	START	START	START	START	START	START	XXX	START
9	Dre Massey	1/-	XXX	...	...	...	...	...	...	...	...	...	...	...	...
20	Marcus Maye	9/9	START	START	START	START	START	START	START	START	START	...	...	...	...
59	T.J. McCoy	7/4	...	XXX	XXX	...	...	...	...	...	XXX	START	START	START	START
1M	Daniel McMillian	12/3	XXX	XXX	XXX	...	XXX	XXX	XXX	START	XXX	START	START	XXX	XXX
77	Andrew Mike	12/-	...	XXX	XXX	XXX	XXX	XXX	XXX	XXX	XXX	XXX	XXX	XXX	XXX
50	Jeremiah Moon	2/-	XXX	XXX	...	...	...	...	...	...	...	...	...	...	...
22	Lamical Perine	13/-	XXX	XXX	XXX	XXX	XXX	XXX	XXX	XXX	XXX	XXX	XXX	XXX	XXX
15	Eddie Pineiro	13/-	XXX	XXX	XXX	XXX	XXX	XXX	XXX	XXX	XXX	XXX	XXX	XXX	XXX
99	Jachai Polite	12/-	XXX	XXX	XXX	XXX	XXX	XXX	XXX	...	XXX	XXX	XXX	XXX	XXX
4	Brandon Powell	13/11	START	START	START	START	START	START	START	XXX	START	START	XXX	START	START
9P	Jorge Powell	2/-	...	...	...	XXX	...	...	...	...	...	XXX	...	...	...
35	Joseph Putu	10/-	...	XXX	XXX	XXX	XXX	XXX	...	XXX	XXX	...	XXX	XXX	XXX
45	R.J. Raymond	9/-	...	...	XXX	...	...	XXX	XXX	XXX	XXX	XXX	XXX	XXX	XXX
97	Justus Reed	2/-	...	XXX	XXX	...	...	...	...	...	...	...	...	...	...
33	David Reese	12/4	XXX	XXX	XXX	XXX	XXX	XXX	XXX	XXX	START	START	START	START	...
67	Brandon Sandifer	2/-	...	...	XXX	XXX	...	...	...	...	...	...	...	...	...
25	Jordan Scarlett	13/8	START	XXX	XXX	XXX	START	XXX	START	START	START	START	START	XXX	START
78	David Sharpe	13/13	START	START	START	START	START	START	START	START	START	START	START	START	START
17	Jordan Sherit	10/7	START	START	START	START	XXX	...	XXX	XXX	START	START	START	...	...
35	Garrett Stephens	3/-	...	...	...	...	...	...	...	...	...	...	XXX	XXX	XXX
82	Moral Stephens	10/-	XXX	XXX	XXX	...	...	XXX	...	XXX	XXX	XXX	XXX	XXX	XXX
52	Steven Stipe	1/-	...	...	...	...	...	...	...	...	...	...	...	...	XXX
16	Freddie Swain	13/-	XXX	XXX	XXX	XXX	XXX	XXX	XXX	XXX	XXX	XXX	XXX	XXX	XXX
31	Jalen Tabor	12/12	...	START	START	START	START	START	START	START	START	START	START	START	START
65	Jawaan Taylor	13/12	START	XXX	START	START	START	START	START	START	START	START	START	START	START
29	Jeawon Taylor	10/-	XXX	XXX	XXX	XXX	XXX	XXX	...	XXX	XXX	XXX	...	...	...
85	Chris Thompson	11/-	...	...	XXX	XXX	XXX	XXX	XXX	XXX	XXX	XXX	XXX	XXX	XXX
24	Mark Thompson	12/4	XXX	START	START	START	XXX	XXX	...	XXX	XXX	XXX	XXX	START	XXX
19	Johnny Townsend	13/-	XXX	XXX	XXX	XXX	XXX	XXX	XXX	XXX	XXX	XXX	XXX	XXX	XXX
8	Nick Washington	10/6	START	XXX	START	XXX	START	XXX	START	XXX	START	START	...	...	...
1W	Chris Williamson	9/1	START	XXX	XXX	...	XXX	XXX	...	...	XXX	...	XXX	XXX	XXX
6	Quincy Wilson	13/13	START	START	START	START	START	START	START	START	START	START	START	START	START
18	C.J. Worton	5/1	...	XXX	XXX	START	XXX	XXX	...	...	...	...	...	...	...
92	Jabari Zuniga	13/3	XXX	XXX	XXX	XXX	XXX	XXX	START	START	XXX	XXX	START	XXX	XXX



**FLORIDA TEAM GAME-BY-GAME**

Date	Opponent	RUSHING				RECEIVING				PASSING				KICK RET				PUNT RET				tot off
		No.	Yds	TD	Lg	No.	Yds	TD	Lg	Cmp-Att-Int	Yds	TD	Lg	No	Yds	TD	Lg	No	Yds	TD	Lg	
Sep 3, 2016	UMASS	29	107	0	11	29	256	2	26	29-44-0	256	2	26	2	53	0	32	4	33	0	17	363
Sep 10, 2016	KENTUCKY	50	244	2	36	19	320	4	78	19-33-1	320	4	78	2	32	0	21	3	4	0	3	564
Sep 17, 2016	NORTH TEXAS	43	255	4	36	16	216	0	53	16-29-1	216	0	53	1	12	0	12	5	23	0	7	471
Sep 24, 2016	at Tennessee	31	106	1	12	23	296	3	51	23-39-1	296	3	51	1	14	0	14	1	0	0	0	402
Oct 1, 2016	at Vanderbilt	35	92	1	24	19	144	0	33	19-28-0	144	0	33	1	29	0	29	2	-4	0	2	236
Oct 15, 2016	MISSOURI	39	287	1	59	18	236	1	46	18-38-3	236	1	46	2	85	1	44	5	8	0	10	523
Oct 29, 2016	vs Gerogia	48	100	2	12	15	131	1	21	15-25-1	131	1	21	2	55	0	32	3	10	0	8	231
Nov 5, 2016	at ARKANSAS	14	12	0	21	19	229	0	25	19-37-2	229	0	25	4	59	0	20	2	25	0	25	241
Nov 12, 2016	SOUTH CAROLINA	37	171	0	33	17	201	2	30	17-21-1	201	2	30	1	16	0	16	4	198	0	39	372
Nov 19, 2016	at LSU	35	126	0	22	7	144	1	98	7-17-0	144	1	98	2	51	0	33	0	0	0	0	270
Nov 26, 2016	at Florida State	29	58	0	24	19	149	0	25	19-35-0	149	0	25	2	29	0	20	1	2	0	2	207
Dec 3, 2016	vs Alabama	30	0	0	7	26	261	2	32	26-39-3	261	2	32	6	145	0	33	0	0	0	0	261
Jan 2, 2017	vs IOWA	32	109	0	46	14	222	2	85	14-25-2	222	2	85	0	0	0	2	41	0	21	331	
<b>TOTALS</b>		<b>452</b>	<b>1667</b>	<b>11</b>	<b>59</b>	<b>241</b>	<b>2805</b>	<b>18</b>	<b>98</b>	<b>241-410-1</b>	<b>2805</b>	<b>18</b>	<b>98</b>	<b>26</b>	<b>580</b>	<b>1</b>	<b>44</b>	<b>32</b>	<b>242</b>	<b>0</b>	<b>39</b>	<b>4472</b>
<i>Opponent</i>		<i>488</i>	<i>1878</i>	<i>16</i>	<i>41</i>	<i>148</i>	<i>1931</i>	<i>8</i>	<i>67</i>	<i>148-328-1</i>	<i>1931</i>	<i>8</i>	<i>67</i>	<i>15</i>	<i>354</i>	<i>0</i>	<i>49</i>	<i>29</i>	<i>284</i>	<i>1</i>	<i>47</i>	<i>3809</i>

Games played: 13  
Kick ret avg: 22.3

Avg per rush: 3.7  
Punt ret avg: 7.6

Avg per catch: 11.6  
All purpose avg/game: 431.9

Pass efficiency: 123.42  
Total offense avg/gm: 334.0

Date	Opponent	TACKLES				SACKS		FUMBLES		Pass			Blkd		Kicks-XPTS				Pts
		Solo	Ast	Total	TFL-Yds	No-Yds	FF	FR-Yds	Int-Yds	QBH	Brk	Kick	Att-Mad	Run	Rcv	Saf			
Sep 3, 2016	UMASS	30	28	58	5.0-34	4.0-33	1	0-0	0-0	4	4	0	1-1	0	1	0	24		
Sep 10, 2016	KENTUCKY	29	20	49	8.0-34	5.0-26	1	1-0	3-8	1	0	0	6-6	0	0	0	45		
Sep 17, 2016	NORTH TEXAS	27	22	49	10.0-59	7.0-53	1	0-0	1-25	8	6	0	3-3	0	0	1	32		
Sep 24, 2016	at Tennessee	46	30	76	2.0-12	1.0-8	0	0-0	2-2	1	2	0	4-4	0	0	0	28		
Oct 1, 2016	at Vanderbilt	35	28	63	3.0-28	2.0-12	1	1-0	2-6	3	6	0	1-1	0	0	0	13		
Oct 15, 2016	MISSOURI	17	62	79	3.0-5	0.0-0	0	1-0	2-117	11	2	0	4-4	0	0	0	40		
Oct 29, 2016	vs Gerogia	17	30	47	8.0-30	2.0-16	0	0-0	0-0	16	3	0	3-3	0	0	0	24		
Nov 5, 2016	at ARKANSAS	48	30	78	5.0-18	1.0-9	0	0-0	1-37	5	2	0	1-1	0	0	0	10		
Nov 12, 2016	SOUTH CAROLINA	22	56	78	12.0-44	5.0-24	2	1-0	1-0	7	2	0	2-2	0	0	0	20		
Nov 19, 2016	at LSU	30	52	82	5.0-18	1.0-9	2	2-0	0-0	1	3	0	1-1	0	0	0	16		
Nov 26, 2016	at Florida State	33	26	59	5.0-9	0.0-0	2	2-12	1-15	2	7	1	1-1	0	0	0	13		
Dec 3, 2016	vs Alabama	38	20	58	7.0-28	2.0-11	0	0-0	0-0	2	2	1	2-2	0	0	0	16		
Jan 2, 2017	vs IOWA	42	16	58	7.0-22	1.0-7	1	0-0	3-111	4	2	0	3-3	0	0	0	30		
<b>TOTALS</b>		<b>414</b>	<b>420</b>	<b>834</b>	<b>80.0-341</b>	<b>31.0-208</b>	<b>11</b>	<b>8-12</b>	<b>16-321</b>	<b>65</b>	<b>41</b>	<b>2</b>	<b>32-32</b>	<b>0</b>	<b>1</b>	<b>1</b>	<b>311</b>		
<i>Opponent</i>		<i>435</i>	<i>462</i>	<i>897</i>	<i>70.0-317</i>	<i>28.0-221</i>	<i>13</i>	<i>7-0</i>	<i>15-171</i>	<i>47</i>	<i>43</i>	<i>1</i>	<i>26-27</i>	<i>0</i>	<i>0</i>	<i>0</i>	<i>218</i>		

Date	Opponent	PUNTING										FIELD GOALS			KICKOFFS			
		No	Yds	Avg	Long	Blkd	TB	FC	50+	I20	Att-Made	Lg	Blkd	No	Yds	Avg	TB	
Sep 3, 2016	UMASS	4	178	44.5	52	0	0	2	1	2	3-3	49	0	6	386	64.3	4	
Sep 10, 2016	KENTUCKY	1	54	54.0	54	0	1	0	1	0	1-3	54	0	8	524	65.5	5	
Sep 17, 2016	NORTH TEXAS	4	221	55.2	59	0	1	0	4	1	1-1	22	0	6	187	64.5	5	
Sep 24, 2016	at Tennessee	8	389	48.6	59	0	0	1	4	1	0-0	0	0	4	260	65.0	3	
Oct 1, 2016	at Vanderbilt	7	363	51.9	62	0	0	2	5	5	2-2	42	0	3	195	65.0	3	
Oct 15, 2016	MISSOURI	4	126	31.5	35	0	0	3	0	4	2-3	53	0	8	520	65.0	6	
Oct 29, 2016	vs Gerogia	6	287	47.8	55	0	1	2	3	2	1-2	38	0	5	325	65.0	1	
Nov 5, 2016	at ARKANSAS	7	311	44.4	59	0	0	3	1	4	1-1	49	0	2	130	65.0	1	
Nov 12, 2016	SOUTH CAROLINA	4	198	49.5	59	0	1	0	1	1	2-2	54	0	5	325	65.0	4	
Nov 19, 2016	at LSU	5	261	52.2	59	0	2	1	3	1	3-3	36	0	5	316	63.2	4	
Nov 26, 2016	at Florida State	6	277	46.2	55	0	0	2	2	2	2-2	41	0	4	243	60.8	1	
Dec 3, 2016	vs Alabama	5	218	43.6	62	1	0	1	3	2	0-0	0	0	3	195	65.0	3	
Jan 2, 2017	vs IOWA	4	182	45.5	51	0	1	1	1	2	3-3	48	0	7	470	67.1	5	
<b>TOTALS</b>		<b>65</b>	<b>3065</b>	<b>47.2</b>	<b>62</b>	<b>1</b>	<b>7</b>	<b>18</b>	<b>29</b>	<b>27</b>	<b>21-25</b>	<b>54</b>	<b>0</b>	<b>66</b>	<b>4276</b>	<b>64.8</b>	<b>48</b>	
<i>Opponent</i>		<i>78</i>	<i>3249</i>	<i>41.7</i>	<i>61</i>	<i>0</i>	<i>1</i>	<i>19</i>	<i>16</i>	<i>24</i>	<i>10-15</i>	<i>38</i>	<i>1</i>	<i>51</i>	<i>3182</i>	<i>62.4</i>	<i>23</i>	

## OPPONENT TEAM GAME-BY-GAME

Date	Opponent	RUSHING				RECEIVING				PASSING				KICK RET				PUNT RET				tot off
		No.	Yds	TD	Lg	No.	Yds	TD	Lg	Cmp	Att	Int	Yds	TD	Lg	No	Yds	TD	Lg	No	Yds	
Sep 3, 2016	UMASS	35	46	1	8	9	141	0	53	9-17-0	141	0	53	2	27	0	15	2	9	0	6	187
Sep 10, 2016	KENTUCKY	34	94	1	25	3	55	0	45	3-14-3	55	0	45	2	48	0	25	0	0	0	0	149
Sep 17, 2016	NORTH TEXAS	28	-13	0	11	6	66	0	25	6-22-1	66	0	25	1	15	0	15	3	27	0	18	53
Sep 24, 2016	at Tennessee	46	179	1	22	16	319	4	67	16-33-2	319	4	67	1	43	0	43	6	61	0	20	498
Oct 1, 2016	at Vanderbilt	37	147	0	21	12	118	0	18	12-32-2	118	0	18	0	0	0	0	2	14	0	14	265
Oct 15, 2016	MISSOURI	46	265	2	38	7	98	0	34	7-22-2	98	0	34	2	46	0	26	0	0	0	0	363
Oct 29, 2016	vs Georgia	19	21	0	8	15	143	1	38	15-33-0	143	1	38	1	26	0	26	2	29	0	15	164
Nov 5, 2016	at ARKANSAS	49	223	2	41	15	243	1	43	15-26-1	243	1	43	1	15	0	15	3	0	0	1	466
Nov 12, 2016	SOUTH CAROLINA	30	43	1	11	18	213	0	47	18-33-1	213	0	47	1	16	0	16	3	10	0	10	256
Nov 19, 2016	at LSU	45	219	1	29	14	204	0	33	14-26-0	204	0	33	1	12	0	12	0	0	0	0	423
Nov 26, 2016	at Florida State	40	249	3	27	15	138	1	46	15-26-1	138	1	46	1	36	0	36	3	-2	0	5	387
Dec 3, 2016	vs Alabama	38	234	4	34	11	138	1	52	11-20-0	138	1	52	0	0	0	0	4	117	1	47	372
Jan 2, 2017	vs IOWA	41	171	0	27	7	55	0	18	7-24-3	55	0	18	2	70	0	49	1	19	0	19	226
<i>Opponent totals</i>		488	1878	16	41	148	1931	8	67	148-328-1	1931	8	67	15	354	0	49	29	284	1	47	3809
<b>Florida</b>		<b>452</b>	<b>1667</b>	<b>11</b>	<b>59</b>	<b>241</b>	<b>2805</b>	<b>18</b>	<b>98</b>	<b>241-410-1</b>	<b>2805</b>	<b>18</b>	<b>98</b>	<b>26</b>	<b>580</b>	<b>1</b>	<b>44</b>	<b>32</b>	<b>242</b>	<b>0</b>	<b>39</b>	<b>4472</b>

Games played: 13

Avg per rush: 3.8

Avg per catch: 13.0

Pass efficiency: 92.87

Kick ret avg: 23.6

Punt ret avg: 9.8

All purpose avg/game: 355.2

Total offense avg/gm: 293.0

Date	Opponent	TACKLES				SACKS		FUMBLE		Int-Yds	QBH	Pass Brk	Blkd Kick	Kicks-XPTS				Pts
		Solo	Ast	Total	TFL-Yds	No-Yds	FF	FR-Yds	Att-Mad					Run	Rcv	Saf		
Sep 3, 2016	UMASS	43	34	77	4.0-10	1.0-6	2	0-0	0-0	3	5	0	1-1	0	0	0	0	7
Sep 10, 2016	KENTUCKY	40	44	84	3.0-3	0.0-0	0	0-0	1-10	2	3	0	1-1	0	0	0	7	
Sep 17, 2016	NORTH TEXAS	54	16	70	1.0-1	0.0-0	1	0-0	1-12	4	4	0	0-0	0	0	0	0	
Sep 24, 2016	at Tennessee	38	18	56	7.0-16	2.0-6	0	1-0	1-1	3	4	0	5-5	0	0	0	38	
Oct 1, 2016	at Vanderbilt	31	42	73	6.0-28	2.0-13	0	1--3	0-0	2	2	0	0-0	0	0	0	6	
Oct 15, 2016	MISSOURI	31	44	75	2.0-7	1.0-5	2	1-0	3-2	5	4	0	2-2	0	0	0	14	
Oct 29, 2016	vs Georgia	25	70	95	7.0-47	3.0-40	1	0-0	1-31	4	1	0	1-1	0	0	0	10	
Nov 5, 2016	at ARKANSAS	21	22	43	6.0-32	3.0-25	1	0-0	2-24	7	3	0	4-4	0	0	0	31	
Nov 12, 2016	SOUTH CAROLINA	20	60	80	6.0-16	1.0-5	1	1-0	1-7	0	1	0	1-1	0	0	0	7	
Nov 19, 2016	at LSU	17	50	67	5.0-30	2.0-19	0	0-0	0-0	3	5	0	1-1	0	0	0	10	
Nov 26, 2016	at Florida State	36	22	58	9.0-52	6.0-47	3	2-3	0-0	3	5	0	4-4	0	0	0	31	
Dec 3, 2016	vs Alabama	39	34	73	9.0-51	4.0-36	1	0-0	3-84	8	3	1	6-7	0	0	0	54	
Jan 2, 2017	vs IOWA	40	6	46	5.0-24	3.0-19	1	0-0	2-0	3	3	0	0-0	0	0	0	3	
<i>Opponent totals</i>		435	462	897	70.0-317	28.0-221	13	7-0	15-171	47	43	1	26-27	0	0	0	218	
<b>Florida</b>		<b>414</b>	<b>420</b>	<b>834</b>	<b>80.0-341</b>	<b>31.0-208</b>	<b>11</b>	<b>8-12</b>	<b>16-321</b>	<b>65</b>	<b>41</b>	<b>2</b>	<b>32-32</b>	<b>0</b>	<b>1</b>	<b>1</b>	<b>311</b>	

Date	Opponent	PUNTING						FIELD GOALS			KICKOFFS						
		No	Yds	Avg	Long	Blkd	TB	FC	50+	I20	Att-Made	Lg	Blkd	No	Yds	Avg	TB
Sep 3, 2016	UMASS	7	288	41.1	56	0	0	1	1	1	0-0	0	0	2	126	63.0	0
Sep 10, 2016	KENTUCKY	5	217	43.4	53	0	0	0	1	1	0-1	0	0	2	123	61.5	0
Sep 17, 2016	NORTH TEXAS	9	409	45.4	55	0	0	0	4	4	0-0	0	0	2	129	64.5	1
Sep 24, 2016	at Tennessee	5	216	43.2	53	0	0	3	2	5	1-1	28	0	7	454	64.9	5
Oct 1, 2016	at Vanderbilt	6	285	47.5	60	0	1	0	2	2	2-2	38	0	3	185	61.7	1
Oct 15, 2016	MISSOURI	10	448	44.8	59	0	0	2	3	2	0-0	0	0	3	139	46.3	1
Oct 29, 2016	vs Georgia	8	256	32.0	41	0	0	3	0	0	1-1	25	0	3	188	62.7	1
Nov 5, 2016	at ARKANSAS	6	241	40.2	51	0	0	2	1	2	1-1	36	0	6	372	62.0	2
Nov 12, 2016	SOUTH CAROLINA	7	316	45.1	61	0	0	3	1	1	0-0	0	0	2	130	65.0	1
Nov 19, 2016	at LSU	3	110	36.7	43	0	0	1	0	2	1-1	22	0	3	182	60.7	1
Nov 26, 2016	at Florida State	3	107	35.7	44	0	0	1	0	2	1-3	22	1	6	390	65.0	4
Dec 3, 2016	vs Alabama	2	81	40.5	41	0	0	0	0	0	2-3	31	0	10	634	63.4	4
Jan 2, 2017	vs IOWA	7	275	43.3	53	0	0	3	1	2	1-2	36	0	2	130	65.0	2
<i>Opponent totals</i>		78	3249	41.7	61	0	1	19	16	24	10-15	38	1	51	3182	62.4	23
<b>Florida</b>		<b>65</b>	<b>3065</b>	<b>47.2</b>	<b>62</b>	<b>1</b>	<b>7</b>	<b>18</b>	<b>29</b>	<b>27</b>	<b>21-25</b>	<b>54</b>	<b>0</b>	<b>66</b>	<b>4276</b>	<b>64.8</b>	<b>48</b>

**FLORIDA INDIVIDUAL GAME HIGHS**

Rushes	26	Jordan Scarlett vs Georgia (Oct 29, 2016)
Yards Rushing	134	Jordan Scarlett vs South Carolina (Nov 12, 2016)
TD Rushes	1	Mark Thompson vs Kentucky (Sep 10, 2016)
		Jordan Scarlett vs Kentucky (Sep 10, 2016)
		Lamical Perine vs North Texas (Sep 17, 2016)
		Mark Thompson vs North Texas (Sep 17, 2016)
		Jordan Scarlett vs North Texas (Sep 17, 2016)
		Jordan Cronkrite vs North Texas (Sep 17, 2016)
		Jordan Scarlett at Tennessee (Sep 24, 2016)
		Jordan Scarlett at Vanderbilt (Oct 01, 2016)
		Jordan Scarlett vs Missouri (Oct 15, 2016)
		Jordan Scarlett vs Georgia (Oct 29, 2016)
		Antonio Callaway vs Georgia (Oct 29, 2016)
Long Rush	59	Lamical Perine vs Missouri (Oct 15, 2016)
Pass attempts	44	Luke Del Rio vs UMass (Sep 03, 2016)
Pass completions	29	Luke Del Rio vs UMass (Sep 03, 2016)
Yards Passing	320	Luke Del Rio vs Kentucky (Sep 10, 2016)
TD Passes	4	Luke Del Rio vs Kentucky (Sep 10, 2016)
Long Pass	98	Austin Appleby at LSU (Nov 19, 2016)
Receptions	9	Brandon Powell vs Alabama (Dec 03, 2016)
Yards Receiving	134	Antonio Callaway at Tennessee (Sep 24, 2016)
TD Receptions	1	Antonio Callaway vs UMass (Sep 03, 2016)
		Brandon Powell vs UMass (Sep 03, 2016)
		Brandon Powell vs Kentucky (Sep 10, 2016)
		Freddie Swain vs Kentucky (Sep 10, 2016)
		Lamical Perine vs Kentucky (Sep 10, 2016)
		Antonio Callaway vs Kentucky (Sep 10, 2016)
		Jordan Cronkrite at Tennessee (Sep 24, 2016)
		DeAndre Goolsby at Tennessee (Sep 24, 2016)
		Freddie Swain at Tennessee (Sep 24, 2016)
		Tyrie Cleveland vs Missouri (Oct 15, 2016)
		C'yontai Lewis vs Georgia (Oct 29, 2016)
		C'yontai Lewis vs South Carolina (Nov 12, 2016)
		Ahmad Fulwood vs South Carolina (Nov 12, 2016)
		Tyrie Cleveland at LSU (Nov 19, 2016)
		DeAndre Goolsby vs Alabama (Dec. 3, 2016)
		Antonio Callaway vs Alabama (Dec. 3, 2016)
		Mark Thompson vs IOWA (Jan 02, 2017)
		DeAndre Goolsby vs IOWA (Jan 02, 2017)
Long Reception	98	Tyrie Cleveland at LSU (Nov 19, 2016)
Field Goals	3	Eddy Pineiro vs UMass (Sep 03, 2016)
		Eddy Pineiro at LSU (Nov 19, 2016)
		Eddy Pineiro vs IOWA (Jan 02, 2017)
Long Field Goal	54	Eddy Pineiro vs Kentucky (Sep 10, 2016)
		Eddy Pineiro vs South Carolina (Nov 12, 2016)
Punts	8	Johnny Townsend at Tennessee (Sep 24, 2016)
Punting Avg	55.2	Johnny Townsend vs North Texas (Sep 17, 2016)
Long Punt	62	Johnny Townsend at Vanderbilt (Oct. 1, 2016)
		Johnny Townsend vs Alabama (Dec. 3, 2016)
		Johnny Townsend at Vanderbilt (Oct. 1, 2016)
Punts inside 20	5	Johnny Townsend at Vanderbilt (Oct. 1, 2016)
Long Punt Return	39	Antonio Callaway vs South Carolina (Nov 12, 2016)
Long Kickoff Return	44	Antonio Callaway vs Missouri (Oct 15, 2016)
Tackles	15	Jarrad Davis at Vanderbilt (Oct. 1, 2016)
Sacks	2.0	Jabari Zuniga vs UMass (Sep 03, 2016)
		Jordan Sherit vs Kentucky (Sep 10, 2016)
		Jabari Zuniga vs North Texas (Sep 17, 2016)
		Joey Ivie vs South Carolina (Nov 12, 2016)

Tackles For Loss	3.0	Caleb Brantley at LSU (Nov 19, 2016)
Interceptions	2	Chauncey Gardner vs IOWA (Jan 02, 2017)

**OPPONENT INDIVIDUAL GAME HIGHS**

Rushes	26	Jalen Hurd, at Tennessee (Sep 24, 2016)
		Rawleigh Williams, at Arkansas (Nov 05, 2016)
		Dalvin Cook, at Florida State (Nov 26, 2016)
Yards Rushing	153	Dalvin Cook, at Florida State (Nov 26, 2016)
TD Rushes	2	Rawleigh Williams, at Arkansas (Nov 05, 2016)
		Bo Scarbrough, vs Alabama (Dec 03, 2016)
Long Rush	41	Rawleigh Williams, at Arkansas (Nov 05, 2016)
Pass attempts	33	Jacob Eason, vs Georgia (Oct 29, 2016)
		Jake Bentley, vs Sout Carolina (Nov 12, 2016)
Pass completions	18	Jake Bentley, vs Sout Carolina (Nov 12, 2016)
Yards Passing	319	Joshua Dobbs, at Tennessee (Sept 24, 2016)
TD Passes	4	Joshua Dobbs, at Tennessee (Sept 24, 2016)
Long Pass	67	Joshua Dobbs, at Tennessee (Sept 24, 2016)
Receptions	7	Drew Morgan, at Arkansas (Nov 05, 2016)
Yards Receiving	111	Jauan Jennings, at Tennessee (Sep 24, 2016)
TD Receptions	1	Josh Malone, at Tennessee (Sep 24, 2016)
		Jauan Jennings, at Tennessee (Sep 24, 2016)
		Jalen Hurd, at Tennessee (Sep 24, 2016)
		Et Wolf at Tennessee (Sep 24, 2016)
		Riley Ridley, vs Georgia (Oct 29, 2016)
		Drew Morgan, at Arkansas (Nov 05, 2016)
		Travis Rudolph, at Florida State (Nov 26, 2016)
		Gehrig Dieter, vs Alabama (Dec 03, 2016)
Long Reception	67	Jauan Jennings, at Tennessee (Sep 24, 2016)
Field Goals	2	Tommy Openshaw, at Vanderbilt (Oct 1, 2015)
		Adam Griffith, vs Alabama (Dec 03, 2016)
Long Field Goal	38	Tommy Openshaw, at Vanderbilt (Oct 01, 2016)
Punts	10	Corey Fatony, vs Missouri (Oct 15, 2016)
Punting Avg	47.5	Sam Loy, at Vanderbilt (Oct 01, 2016)
Long Punt	61	Sean Kelly, vs South Carolina (Nov, 12, 2016)
Punts inside 20	5	Trevor Daniel, at Tennessee (Sep 24, 2016)
Long Punt Return	47	Trevon Diggs, vs Alabama (Dec 03, 2016)
Long Kickoff Return	49	Desmond King, vs IOWA (Jan 02, 2017)
Tackles	14	Zach Cunningham, at Vanderbilt (Oct 01, 2016)
Sacks	2.0	Derek Barnett, at Tennessee (Sep 24, 2016)
		Adam Butler, at Vanderbilt (Oct 01, 2016)
		Demarcus Walker, at Florida State (Noc 26, 2016)
		Reuben Foster, vs Alabama (Dec 03, 2016)
Tackles For Loss	3.0	Derek Barnett, at Tennessee (Sep 24, 2016)
Interceptions	2	John Gibson, vs Missouri (Oct 15, 2016)



## FLORIDA TEAM GAME HIGHS

Rushes	50	vs Kentucky (Sep 10, 2016)
Yards Rushing	287	vs Missouri (Oct 15, 2016)
Yards Per Rush	7.4	vs Missouri (Oct 15, 2016)
TD Rushes	4	vs North Texas Sep 17, 2016)
Pass attempts	44	vs UMass (Sep 03, 2016)
Pass completions	29	vs UMass (Sep 03, 2016)
Yards Passing	320	vs Kentucky (Sep 10, 2016)
Yards Per Pass	9.7	vs Kentucky (Sep 10, 2016)
TD Passes	4	vs Kentucky (Sep 10, 2016)
Total Plays	83	vs Kentucky (Sep 10, 2016)
Total Offense	564	vs Kentucky (Sep 10, 2016)
Yards Per Play	6.8	vs Kentucky (Sep 10, 2016)
Points	45	vs Kentucky (Sep 10, 2016)
Sacks By	7	vs North Texas Sep 17, 2016)
First Downs	28	vs Kentucky (Sep 10, 2016)
Penalties	11	vs North Texas Sep 17, 2016)
		vs Missouri (Oct 15, 2016)
Penalty Yards	97	vs North Texas Sep 17, 2016)
Turnovers	4	vs Missouri (Oct 15, 2016)
Interceptions By	3	vs Kentucky (Sep 10, 2016)
		vs IOWA (Jan 02, 2017)
Punts	8	at Tennessee (Sep 24, 2016)
Punting Avg	55.2	vs North Texas Sep 17, 2016)
Long Punt	62	at Vanderbilt (Oct 01, 2016)
		vs Alabama (Dec. 03, 2016)
Punts inside 20	5	at Vanderbilt (Oct 01, 2016)
Long Punt Return	39	vs South Carolina (Nov 12, 2016)

## OPPONENT TEAM GAME HIGHS

Rushes	49	at Arkansas (Nov 05, 2016)
Yards Rushing	265	vs Missouri (Oct 15, 2016)
Yards Per Rush	6.2	at Florida State (Nov 26, 2016)
TD Rushes	4	vs Alabama (Dec 03, 2016)
Pass attempts	33	at Tennessee (Sep 24, 2016)
		vs Georgia (Oct 29, 2016)
		vs South Carolina (Nov 12, 2016)
Pass completions	18	vs South Carolina (Nov 12, 2016)
Yards Passing	319	at Tennessee (Sep 24, 2016)
Yards Per Pass	9.7	at Tennessee (Sep 24, 2016)
TD Passes	4	at Tennessee (Sep 24, 2016)
Total Plays	79	at Tennessee (Sep 24, 2016)
Total Offense	498	at Tennessee (Sep 24, 2016)
Yards Per Play	6.4	vs Alabama (Dec 03, 2016)
Points	54	vs Alabama (Dec 03, 2016)
Sacks By	6	at Florida State (Nov 26, 2016)
First Downs	23	at LSU (Nov 19, 2016)
Penalties	9	at Arkansas (Nov 05, 2016)
Penalty Yards	97	at Arkansas (Nov 05, 2016)
Turnovers	4	vs Kentucky (Sep 10, 2016)
Interceptions By	3	vs Missouri (Oct 15, 2016))
		vs Alabama (Dec 03, 2016))
Punts	10	vs Missouri (Oct 15, 2016))
Punting Avg	47.5	at Vanderbilt (Oct 01, 2016)
Long Punt	61	vs South Carolina (Nov 12, 2016)
Punts inside 20	5	at Tennessee (Sep 24, 2016)
Long Punt Return	47	vs Alabama (Dec 03, 2016)

**#25 FLORIDA 24, UMASS 7**

September 3, 2016 // Attendance: 88,121

Ben Hill Griffin Stadium at Florida Field // Gainesville, FL

Score by Quarters	1	2	3	4	Score
UMass	0	7	0	0	7
Florida	7	3	0	14	24

**SCORING SUMMARY**

Time	Team	Player	Description
1st 03:57	UF	Callaway, A.	12 yd pass from Del Rio, L. (Pineiro, E. kick)
2nd 14:18	UMASS	Comis, R.	5 yd run (Caggiano, M. kick)
00:08	UF	Pineiro, E.	40 yd field goal
4th 11:14	UF	Pineiro, E.	49 yd field goal
08:04	UF	Powell, B.	26 yd pass from Del Rio, L. (Swain, F. pass from Del Rio, L.)
02:26	UF	Pineiro, E.	48 yd field goal

**Team Statistics**

	UMASS	UF
FIRST DOWNS	12	21
NET YARDS RUSHING	46	107
Rushing Attempts	35	29
NET YARDS PASSING	141	256
Completions-Attempts-Int	9-17-0	29-44-0
TOTAL OFFENSE YARDS	187	363
Total offense plays	52	73
Fumbles: Number-Lost	1-0	3-0
Penalties: Number-Yards	7-25	8-80
PUNTS-YARDS	7-288	4-178
KICKOFFS-YARDS	2-126	6-386
Punt returns: Number-Yards-TD	2-9-0	4-33-0
Kickoff returns: Number-Yds-TD	2-27-0	2-53-0
Possession Time	28:01	31:59
Third-Down Conversions	1 of 11	9 of 17
Fourth-Down Conversions	1 of 2	1 of 2
Sacks By: Number-Yards	1-6	4-33

**Individual Statistics**

Passing	UMASS - R. Comis 9-17-0-141 UF - L. Del Rio 29-44-0-256 2 TD
Rushing	UMASS - M. Young 19-59, S. Lindsay 3-4, B. Ally 2-4, J. Robinson 1-1, TEAM 1-(-1), R. Comis 9-(-20) TD UF - J. Scarlett 13-70, M. Thompson 6-22, L. Del Rio 6-11, J. Cronkrite 3-5, L. Perine 1-(-1)
Receiving	UMASS - A. Isabella 3-95, B. Davis 2-17, A. Breneman 2-6, J. Williams 1-24, M. Young 1-(-1) UF - A. Callaway 8-72 TD, B. Powell 7-73 TD, J. Hammond 5-38, D. Goolsby 3-28, J. Cronkrite 2-13, F. Swain 2-11, A. Fulwood 1-13, J. Scarlett 1-8
Sacks	UMASS - D. Downey 1.0 UF - J. Zuniga 2.0, A. Anzalone 1.0, J. Davis 0.5, K. Davis 0.5
Interceptions	UMASS - none UF - none
Fumbles	UMASS - M. Young 1-0 UF - A. Callaway 1-0, L. Perine 1-0, L. Del Rio 1-0

**FLORIDA 45, KENTUCKY 7**

September 10, 2016 // Attendance: 85,821

Ben Hill Griffin Stadium at Florida Field // Gainesville, FL

Score by Quarters	1	2	3	4	Score
Kentucky	0	0	0	7	7
Florida	14	10	14	7	45

**SCORING SUMMARY**

Time	Team	Player	Description
1st 02:34	UF	Mark Thompson	3 yd run (Eddy Pineiro kick)
00:37	UF	Antonio Callaway	78 yd pass from Luke Del Rio (Eddy Pineiro kick)
2nd 05:57	UF	Eddy Pineiro	54 yd field goal
00:18	UF	Brandon Powell	5 yd pass from Luke Del Rio (Eddy Pineiro kick)
3rd 12:25	UF	Freddie Swain	26 yd pass from Luke Del Rio (Eddy Pineiro kick)
03:40	UF	Jordan Scarlett	4 yd run (Eddy Pineiro kick)
4th 14:19	UF	Lamical Perine	28 yd pass from Luke Del Rio (Eddy Pineiro kick)
04:27	UK	Jojo Kemp	2 yd run (A. MacGinnis kick)

**Team Statistics**

	UK	UF
FIRST DOWNS	9	28
NET YARDS RUSHING	94	244
Rushing Attempts	34	50
NET YARDS PASSING	55	320
Completions-Attempts-Int	3-14-3	19-33-1
TOTAL OFFENSE YARDS	149	564
Total offense plays	48	83
Fumbles: Number-Lost	1-1	0-0
Penalties: Number-Yards	2-25	6-75
PUNTS-YARDS	5-217	1-54
KICKOFFS-YARDS	2-123	8-524
Punt returns: Number-Yards-TD	0-0-0	3-4-0
Kickoff returns: Number-Yds-TD	2-48-0	2-32-0
Possession Time	22:34	37:26
Third-Down Conversions	4 of 12	14 of 20
Fourth-Down Conversions	0 of 0	1 of 1
Sacks By: Number-Yards	0-0	5-26

**Individual Statistics**

Passing	UK - D. Barker 2-10-3-10, S. Johnson 1-3-0-45, Team 0-1-0-0 UF - L. Del Rio 19-32-1-320 4 TD, A. Appleby 0-1-0-0
Rushing	UK - S. Williams 12-66, J. Badet 1-25, J. Kemp 8-13 TD, S. Johnson 7-9, D. Barker 6-(-19) UF - L. Perine 17-105, M. Thompson 15-59, J. Scarlett 9-43, J. Cronkrite 5-29, L. Del Rio 2-5, M. Herndon 2-4
Receiving	UK - J. Badet 1-45, S. Williams 1-7, T. Richardson 1-3 UF - A. Callaway 5-129 TD, B. Powell 4-43 TD, D. Goolsby 3-44, C. Worton 2-19, L. Perine 1-28 TD, F. Swain 1-26 TD, M. Stephens 1-14, J. Cronkrite 1-10, C. Lewis 1-7
Sacks	UK - none UF - J. Sherite 2.0-13, A. Anzalone 1.5-7, J. Polite 1.0-5, K. Johnson 0.5-1
Interceptions	UK - D. Baity 1-10 UF - M. Maye 1-6, Q. Wilson 1-2, T. Tabor 1-0
Fumbles	UK - S. Johnson 1-1 UF - none

### #23 FLORIDA 32, NORTH TEXAS 0

September 18, 2016 // Attendance: 86,848  
Ben Hill Griffin Stadium at Florida Field // Gainesville, FL

Score by Quarters	1	2	3	4	Score
North Texas	0	0	0	0	0
Florida	5	14	0	13	32

#### SCORING SUMMARY

Time	Qtr	Team	Play
1st 13:04	UF	Team safety	0 - 2
08:49	UF	Pineiro, E. 22 yd field goal	
2nd 12:32	UF	9 plays, 67 yards, TOP 4:15	0 - 5
		Cronkrite, J. 6 yd run (Pineiro, E. kick)	
		6 plays, 46 yards, TOP 2:39	0 - 12
03:00	UF	Perine, L. 2 yd run (Pineiro, E. kick)	
		5 plays, 52 yards, TOP 2:13	0 - 19
4th 13:46	UF	Thompson, M. 20 yd run (Appleby, A. pass failed)	
		8 plays, 74 yards, TOP 4:14	0 - 25
07:15	UF	Scarlett, J. 1 yd run (Pineiro, E. kick)	
		8 plays, 48 yards, TOP 5:19	0 - 32

Team Statistics	UNT	UF
FIRST DOWNS	8	26
NET YARDS RUSHING	-13	255
Rushing Attempts	28	43
NET YARDS PASSING	66	216
Completions-Attempts-Int	6-22-1	16-29-1
TOTAL OFFENSE YARDS	53	471
Total offense plays	50	72
Fumbles: Number-Lost	2-0	1-0
Penalties: Number-Yards	7-70	11-97
PUNTS-YARDS	9-409	4-221
KICKOFFS-YARDS	2-129	6-387
Punt returns: Number-Yards-TD	3-27-0	5-23-0
Kickoff returns: Number-Yds-TD	1-15-0	1-12-0
Possession Time	23:47	36:13
Third-Down Conversions	2 of 13	6 of 13
Fourth-Down Conversions	0 of 2	0 of 2
Sacks By: Number-Yards	0-0	7-53

#### Individual Statistics

Passing	UNT - M. Fine 6-22-1-66, T. Wilson 0-0-0-0 UF - L. Del Rio 14-25-1-186, A. Appleby 2-4-0-30
Rushing	UNT - J. Wilson 10-26, W. Ivery 6-11, A. Tucker 2-5, 1-(-10), M. Fine 9-(-45) UF - M. Thompson 11-85 TD, J. Scarlett 11-62 TD, L. Perine 11-57 TD, J. Cronkrite 9-46 TD, A. Appleby 1-5
Receiving	UNT - T. Thompson 3-50, W. Ivery 2-12, K. Buyers 1-4 UF - D. Goolsby 3-40, J. Cronkrite 3-22, B. Powell 3-20, J. Hammond 2-72, L. Perine 1-29, A. Fulwood 1-15, F. Swain 1-10, C. Worton 1-4, C. Lewis 1-4
Sacks	UNT - none UF - J. Zuniga 2.0-18, J. Davis 1.5-11, M. Maye 1-10, C. Brantley 1-7, J. Polite 1-4, J. Ivie 0.5-3
Interceptions	UNT - N. Brooks 1-12 UF - M. Harris 1-25
Fumbles	UNT - A. Wyche 1-0, M. Fine 1-0 UF - C. Worton 1-0

### #14 TENNESSEE 38, #19 FLORIDA 28

September 24, 2016 // Attendance: 102,455  
Neyland Stadium // Knoxville, TN

Score by Quarters	1	2	3	4	Score
Florida	7	14	0	7	28
Tennessee	0	3	14	21	38

#### SCORING SUMMARY

Time	Qtr	Team	Play
1st 13:35	UF	Goolsby, D. 3 yd pass from Appleby, A. (Pineiro, E. kick)	
		5 plays, 75 yards, TOP 1:25	7 - 0
2nd 14:10	UF	Cronkrite, J. 15 yd pass from Appleby, A. (Pineiro, E. kick)	
		8 plays, 93 yards, TOP 3:27	14 - 0
05:12	UF	Scarlett, J. 1 yd run (Pineiro, E. kick)	
		8 plays, 80 yards, TOP 3:45	21 - 0
02:39	UT	Aaron Medley 28 yd field goal	
		9 plays, 65 yards, TOP 2:33	21 - 3
3rd 07:29	UT	Jalen Hurd 23 yd pass from Joshua Dobbs (Aaron Medley kick)	
		9 plays, 64 yards, TOP 3:29	21 - 10
00:59	UT	Ethan Wolf 20 yd pass from Joshua Dobbs (Aaron Medley kick)	
		3 plays, 51 yards, TOP 0:59	21 - 17
4th 12:45	UT	Jauan Jennings 67 yd pass from Joshua Dobbs (Aaron Medley kick)	
		4 plays, 78 yards, TOP 1:29	21 - 24
11:48	UT	Josh Malone 42 yd pass from Joshua Dobbs (Aaron Medley kick)	
		3 plays, 42 yards, TOP 0:46	21 - 31
08:27	UT	Joshua Dobbs 5 yd run (Aaron Medley kick)	
		4 plays, 50 yards, TOP 1:47	21 - 38
04:17	UF	Swain, F. 10 yd pass from Appleby, A. (Pineiro, E. kick)	
		16 plays, 86 yards, TOP 4:06	28 - 38

Team Statistics	UF	UT
FIRST DOWNS	17	22
NET YARDS RUSHING	106	179
Rushing Attempts	31	46
NET YARDS PASSING	296	319
Completions-Attempts-Int	23-39-1	16-33-2
TOTAL OFFENSE YARDS	402	498
Total offense plays	70	79
Fumbles: Number-Lost	1-1	1-0
Penalties: Number-Yards	9-75	5-40
PUNTS-YARDS	8-389	5-216
KICKOFFS-YARDS	4-260	7-454
Punt returns: Number-Yards-TD	1-0-0	6-61-0
Kickoff returns: Number-Yds-TD	1-14-0	1-43-0
Possession Time	29:14	30:46
Third-Down Conversions	6 of 16	7 of 17
Fourth-Down Conversions	1 of 2	1 of 3
Sacks By: Number-Yards	1-8	2-6

#### Individual Statistics

Passing	UF - A. Appleby 23-39-1-296 3 TD UT - J. Dobbs 16-32-2-319 4 TD
Rushing	UF - J. Scarlett 10-44 TD, A. Appleby 7-24, M. Thompson 8-20, J. Cronkrite 4-13, L. Perine 2-5 UT - J. Hurd 26-95, J. Dobbs 17-80 TD, A. Kamara 2-6, TEAM 1-(-2)
Receiving	UF - J. Cronkrite 5-26 TD, D. Goolsby 5-26 TD, A. Callaway 4-134, F. Swain 2-27 TD, C. Lewis 2-7, T. Cleveland 1-36, C. Worton 1-22, B. Powell 1-9, J. Hammond 1-8, J. Scarlett 1-1 UT - J. Malone 4-91 TD, J. Jennings 3-111 TD, T. Byrd 3-40, J. Hurd 2-25 TD, E. Wolf 1-20 TD, J. Croom 1-15, A. Kamara 1-12, J. Smith 1-5
Sacks	UF - J. Sherit 1.0-8 UT - D. Barnett 2.0-6
Interceptions	UF - T. Tabor 1-2, Q. Wilson 1-0 UT - T. Kelly Jr. 1-0
Fumbles	UF - A. Callaway 1-1



**#23 FLORIDA 13, VANDERBILT 6**

October 1, 2016 // Attendance: 30,565  
Vanderbilt Stadium // Nashville, TN

Score by Quarters	1	2	3	4	Score
Florida	0	10	0	3	13
Vanderbilt	0	3	3	0	6

SCORING SUMMARY

Time	Team	Player	Description
2nd 06:27	UF	Scarlett, J.	4 yd run (Pineiro, E. kick)
02:13	VANDY	Tommy Openshaw	38 yd field goal
00:00	UF	Pineiro, E.	42 yd field goal
3rd 02:54	VANDY	Tommy Openshaw	27 yd field goal
4th 08:17	UF	Pineiro, E.	26 yd field goal

Team Statistics	UF	UT
FIRST DOWNS	15	21
NET YARDS RUSHING	92	147
Rushing Attempts	35	37
NET YARDS PASSING	144	118
Completions-Attempts-Int	19-28-0	12-32-2
TOTAL OFFENSE YARDS	236	265
Total offense plays	63	69
Fumbles: Number-Lost	1-1	2-1
Penalties: Number-Yards	4-45	6-47
PUNTS-YARDS	7-363	6-285
KICKOFFS-YARDS	3-195	3-185
Punt returns: Number-Yards-TD	2--4-0	2-14-0
Kickoff returns: Number-Yds-TD	1-29-0	0-0-0
Possession Time	27:05	32:55
Third-Down Conversions	6 of 15	5 of 15
Fourth-Down Conversions	0 of 0	0 of 1
Sacks By: Number-Yards	2-12	2-13

Individual Statistics

Passing	UF - A. Appleby 19-28-0-144 VANDY - K. Shurmur 9-25-1-82, W. Freebeck 3-7-1-36
Rushing	UF - J. Scarlett 12-55 TD, L. Perine 6-28, J. Cronkrite 2-13, M. Thompson 7-11, A. Appleby 3-(-1), B. Powell 1-(-2), TEAM 4-(-12) VANDY - R. Webb 24-110, K. Blasingame 5-41, D. Sims 2-23, J. Crawford 2-10, K. Shurmur 3-(-8), S. Loy 1-(-29)
Receiving	UF - D. Goolsby 8-37, B. Powell 4-23, A. Callaway 3-36, C. Lewis 2-39, T. Cleveland 2-9 VANDY - K. Lipscomb 3-43, C. Duncan 3-31, R. Webb 2-17, N. Marcus 2-15, C. Scott 1-11, K. Blasingame 1-1
Sacks	UF - Q. Wilson 1.0-8, J. Zuniga 1.0-4 VANDY - A. Butler 2.0-13
Interceptions	UF - T. Tabor 1-6, N. Washington 1-0 VANDY - None
Fumbles	UF - TEAM 1-1 VANDY - S. Loy 2-1#14 Tenness

**#18 FLORIDA 40, MISSOURI 14**

October 15, 2016 // Attendance: 88,825  
Ben Hill Griffin Stadium // Gainesville, FL

Score by Quarters	1	2	3	4	Score
Missouri	0	0	7	7	14
Florida	0	20	6	14	40

SCORING SUMMARY

Time	Team	Player	Description
2nd 11:56	UF	Pineiro, E.	53 yd field goal
05:45	UF	Pineiro, E.	24 yd field goal
03:25	UF	Tabor, J.	39 yd interception return (Pineiro, E. kick)
01:14	UF	Wilson, Q.	78 yd interception return (Pineiro, E. kick)
3rd 12:32	MU	Augusta, Josh	1 yd run (McCann, Tucker kick)
03:47	UF	Cleveland, T.	20 yd pass from Del Rio, L. (Del Rio, L. pass failed)
11:43	UF	Scarlett, J.	33 yd run (Pineiro, E. kick)
01:23	MU	Witter, Ish	1 yd run (McCann, Tucker kick)
01:17	UF	Callaway, A.	44 yd kickoff return (Pineiro, E. kick)

Team Statistics	MU	UF
FIRST DOWNS	16	22
NET YARDS RUSHING	265	287
Rushing Attempts	46	39
NET YARDS PASSING	98	236
Completions-Attempts-Int	7-22-2	18-38-3
TOTAL OFFENSE YARDS	363	523
Total offense plays	68	77
Fumbles: Number-Lost	3-1	2-1
Penalties: Number-Yards	5-24	11-65
PUNTS-YARDS	10-448	4-126
KICKOFFS-YARDS	3-139	8-520
Punt returns: Number-Yards-TD	0-0-0	5-8-0
Kickoff returns: Number-Yds-TD	2-46-0	2-85-1
Possession Time	23:07	36:53
Third-Down Conversions	4 of 15	8 of 16
Fourth-Down Conversions	0 of 0	0 of 0
Sacks By: Number-Yards	1-5	0-0

Individual Statistics

Passing	MU - D. Lock 4-18-2-39, M. Zanders 3-4-59 UF - L. Del Rio 18-38-3-236 TD
Rushing	MU - D. Crockett 14-145, I. Witter 15-82 TD, M. Zanders 8-31, D. Lock 3-18, J. Augusta 2-3 TD, A. Ross 2-(-3), Team 2-(-11) UF - L. Perine 11-106, J. Scarlett 12-101 TD, M. Thompson 10-65, B. Powell 2-14, J. Cronkrite 3-6, L. Del Rio 1-(-5)
Receiving	MU - D. Mason 2-20, R. Floyd 1-34, J. Reese 1-24, J. Moore 1-15, J. Johnson 1-4, D. Crockett 1-1 UF - B. Powell 4-38, T. Cleveland 3-79 TD, D. Goolsby 3-40, A. Callaway 3-28, L. Perine 1-31, C. Lewis 1-13, J. Cronkrite 1-11, A. Fulwood 1-(-2), M. Herndon 1-(-2)
Sacks	MU - D. Newsom 1.0-5 UF - None
Interceptions	MU - J. Gibson 2-2, A. Penton 1-0 UF - Q. Wilson 1-78 TD, T. Tabor 1-39 TD
Fumbles	MU - Team 2-1, M. Zanders 1-0 UF - J. Scarlett 1-1, M. Thompson 1-0

### #14 FLORIDA 24, GEORGIA 10

October 29, 2016 // Attendance: 84,681  
 Everbank Field // Jacksonville, FL

Score by Quarters	1	2	3	4	Score
Florida	7	7	7	3	24
Georgia	3	7	0	0	10

#### SCORING SUMMARY

Time	Qtr	Team	Play
1st 09:59	UGA	R. Blankenship	25 yd field goal
			7 plays, 18 yards, TOP 3:50 0 - 3
00:17	UF	C'yontai Lewis	19 yd pass from Luke Del Rio (Eddy Pineiro kick)
			4 plays, 39 yards, TOP 1:17 7 - 3
2nd 12:02	UGA	Riley Ridley	14 yd pass from Jacob Eason (R. Blankenship kick)
			6 plays, 75 yards, TOP 3:15 7 - 10
01:37	UF	Jordan Scarlett	2 yd run (Eddy Pineiro kick)
			8 plays, 44 yards, TOP 3:35 14 - 10
3rd 03:11	UF	Antonio Callaway	4 yd run (Eddy Pineiro kick)
			10 plays, 56 yards, TOP 5:54 21 - 10
4th 04:24	UF	Eddy Pineiro	38 yd field goal
			10 plays, 26 yards, TOP 5:33 24 - 10

Team Statistics	UF	UGA
FIRST DOWNS	20	8
NET YARDS RUSHING	100	21
Rushing Attempts	48	19
NET YARDS PASSING	131	143
Completions-Attempts-Int	15-25-1	15-33-0
TOTAL OFFENSE YARDS	231	164
Total offense plays	73	52
Fumbles: Number-Lost	2-0	0-0
Penalties: Number-Yards	6-45	5-49
PUNTS-YARDS	6-287	8-256
KICKOFFS-YARDS	5-325	3-188
Punt returns: Number-Yards-TD	3-10-0	2-29-0
Kickoff returns: Number-Yds-TD	2-55-0	1-26-0
Possession Time	37:27	22:33
Third-Down Conversions	9 of 18	4 of 14
Fourth-Down Conversions	1 of 1	0 of 2
Sacks By: Number-Yards	2-16	3-40

#### Individual Statistics

Passing	UF - L. Del Rio 15-25-1-131 TD UGA - J. Eason 15-33-0-143 TD
Rushing	UF - J. Scarlett 26-93 TD, L. Perine 15-33, A. Callaway 1-4 TD, B. Powell 1-3, TEAM 1 (-4), L. Del Rio 4 (-29) UGA - N. Chubb 9-20, B. Herrien 2-4, S. Michel 3-2, J. Eason 4 (-1), R. Davis 1 (-4)
Receiving	UF - A. Callaway 4-42, L. Perine 3-15, C. Lewis 2-36 TD, B. Powell 2-12, J. Hammond 2-12, T. Cleveland 1-13, D. Goolsby 1-1 UGA - T. Godwin 5-57, I. Nuata 2-8, R. Ridley 1-14 TD, J. Blazeovich 1-14, N. Chubb 1-13, J. Wims 1-12, S. Michel 1-11, C. Woerner 1-11, R. Davis 1-5, N. Patrick 1 (-2)
Sacks	UF - T. Tabor 1.0-11, A. Anzalone 0.5-3, K. Clark 0.5-2 UGA - M. Parrish 1.0-15, M. Smith 1.0-15, D. Baker 1.0-10
Interceptions	UF - None UGA - D. Sanders 1-31
Fumbles	UF - A. Callaway 1-0, Team 1-0 UGA - None

### ARKANSAS 31, #10 FLORIDA 10

November 5, 2016 // Attendance: 74,432  
 Reynolds Stadium // Fayetteville, AR

Score by Quarters	1	2	3	4	Score
Florida	7	0	0	3	10
Arkansas	14	7	0	10	31

#### SCORING SUMMARY

Time	Qtr	Team	Play
1st 12:20	AR	Santos Ramirez	24 yd interception return (Adam McFain kick)
			0 - 7
05:56	AR	R. Williams	6 yd run (Adam McFain kick)
			8 plays, 91 yards, TOP 4:06 0 - 14
02:44	UF	Duke Dawson	37 yd interception return (Eddy Pineiro kick)
			7 - 14
2nd 00:16	AR	Drew Morgan	7 yd pass from Austin Allen (Adam McFain kick)
			10 plays, 87 yards, TOP 3:59 7 - 21
4th 09:14	AR	Adam McFain	36 yd field goal
			13 plays, 68 yards, TOP 7:20 7 - 24
06:41	UF	Eddy Pineiro	49 yd field goal
			9 plays, 42 yards, TOP 2:33 10 - 24
05:40	AR	R. Williams	41 yd run (Adam McFain kick)
			3 plays, 47 yards, TOP 1:01 10 - 31

Team Statistics	UF	AR
FIRST DOWNS	13	22
NET YARDS RUSHING	12	223
Rushing Attempts	14	49
NET YARDS PASSING	229	243
Completions-Attempts-Int	19-37-2	15-26-1
TOTAL OFFENSE YARDS	241	466
Total offense plays	51	75
Fumbles: Number-Lost	2-0	0-0
Penalties: Number-Yards	3-34	9-97
PUNTS-YARDS	7-311	6-241
KICKOFFS-YARDS	2-130	6-372
Punt returns: Number-Yards-TD	2-25-0	3-0-0
Kickoff returns: Number-Yds-TD	4-59-0	1-15-0
Possession Time	20:39	39:21
Third-Down Conversions	1 of 11	6 of 14
Fourth-Down Conversions	0 of 1	0 of 0
Sacks By: Number-Yards	1-9	3-25

#### Individual Statistics

Passing	UF - L. Del Rio 19-37-2-229 AR - A. Allen 15-26-1-243 TD
Rushing	UF - M. Thompson 3-19, J. Scarlett 5-15, L. Perine 3-3, L. Del Rio 3 (-25) AR - R. Williams 26-148 2 TD, D. Whaley 14-66, T. Hammonds 1-15, D. Stewart 1-4, J. Cornelius 2-3, Team 1 (-2), A. Allen 4 (-11)
Receiving	UF - A. Callaway 4-44, B. Powell 2-41, A. Fulwood 2-38, J. Cronkrite 2-25, M. Thompson 2-20, J. Scarlett 2-14, D. Goolsby 2-3, J. Hammond 1-25, C. Lewis 1-17, T. Cleveland 1-2 AR - D. Morgan 7-95 TD, J. Sprinkle 3-51, D. Whaley 2-69, R. Williams 2-22, K. Hatcher 1-6
Sacks	UF - C. Brantley 0.5-5, K. Johnson 0.5-4 AR - R. Ramsey 1.0-12, B. Jackson 1.0-7, J. Ledbetter 0.5-3, D. Wise 0.5-3
Interceptions	UF - D. Dawson 1-37 TD AR - S. Ramirez 1-24 TD, J. Liddell 1-0
Fumbles	UF - C. Thompson 1-0, A. Callaway 1-0 AR - None

**#22 FLORIDA 20, SOUTH CAROLINA 7**

November 12, 2016 // Attendance: 89,614  
Ben Hill Griffin Stadium at Florida Field // Gainesville, FL

Score by Quarters	1	2	3	4	Score
South Carolina	0	0	0	7	7
Florida	7	7	6	0	20

SCORING SUMMARY

1st	11:17	UF	SC-UF
			Lewis,C. 6 yd pass from Appleby,A. (Pineiro,E. kick) 4 plays, 56 yards, TOP 1:49 0 - 7
2nd	09:37	UF	UF-UF
			Fulwood,A. 18 yd pass from Appleby,A. (Pineiro,E. kick) 4 plays, 76 yards, TOP 1:54 0 - 14
3rd	07:28	UF	UF-UF
			Pineiro,E. 54 yd field goal 5 plays, 14 yards, TOP 2:55 0 - 17
	00:52	UF	Pineiro,E. 36 yd field goal 9 plays, 59 yards, TOP 4:05 0 - 20
4th	06:53	SC	SC-UF
			David Williams 1 yd run (Elliott Fry kick) 11 plays, 80 yards, TOP 5:08 7 - 20

Team Statistics

	SC	UF
FIRST DOWNS	15	18
NET YARDS RUSHING	43	171
Rushing Attempts	30	37
NET YARDS PASSING	213	201
Completions-Attempts-Int	18-33-1	17-21-1
TOTAL OFFENSE YARDS	256	372
Total offense plays	63	58
Fumbles: Number-Lost	2-1	2-2
Penalties: Number-Yards	2-10	10-80
PUNTS-YARDS	7-316	4-198
KICKOFFS-YARDS	2-130	5-325
Punt returns: Number-Yards-TD	3-10-0	4-100-0
Kickoff returns: Number-Yds-TD	1-16-0	1-16-0
Possession Time	28:55	31:05
Third-Down Conversions	3 of 13	4 of 10
Fourth-Down Conversions	1 of 2	0 of 0
Sacks By: Number-Yards	1-5	5-24

Individual Statistics

Passing	SC - J. Bentley 18-33-1-213 UF - A. Appleby 17-21-1-201 2 TD
Rushing	SC - D. Williams 7-20 TD, R. Dowdle 9-18, D. Samuel 2-6, R. Talley 3-5, J. Bentley 9-(-6) UF - J. Scarlett 20-134, A. Appleby 6-34, J. Cronkrite 1-13, L. Perine 5-11, M. Thompson 1-(-2), B. Powell 1-(-8), Team 3-(-11)
Receiving	SC - D. Samuel 4-53, D. Williams 4-26, H. Hurst 3-63, B. Edwards 2-37, K. Crosby 2-22, R. Talley 2-16, R. Dowdle 1-(-4) UF - A. Callaway 4-48, C. Lewis 4-38 TD, B. Powell 3-32, A. Fulwood 2-48 TD, J. Hammond 2-18, F. Swain 1-20, J. Cronkrite 1-(-3)
Sacks	SC - D. English 0.5-3, M. Lewis 0.5-2 UF - J. Ivie 2.0-8, T. Bryan 1.0-7, K. Clark 0.5-3, K. Davis 0.5-3, B. Cox 0.5-2, J. Sherit 0.5-1
Interceptions	SC - T. Holloman 1-7 UF - M. Harris 1-0
Fumbles	SC - J. Bentley 2-1 UF - Team 1-1, M. Thompson 1-1

**#21 FLORIDA 16, #16 LSU 10**

November 19, 2016 // Attendance: 102,043  
Tiger Stadium // Baton Rouge, LA

Score by Quarters	1	2	3	4	Score
Florida	0	3	7	6	16
LSU	7	0	0	3	10

SCORING SUMMARY

1st	02:36	LS	UF-LSU
			Derrius Guice 1 yd run (C. Delahoussaye kick) 12 plays, 80 yards, TOP 6:03 0 - 7
2nd	13:19	UF	UF-UF
			Eddy Pineiro 36 yd field goal 10 plays, 39 yards, TOP 4:08 3 - 7
3rd	08:57	UF	UF-UF
			Tyrie Cleveland 98 yd pass from Austin Appleby (Eddy Pineiro kick) 1 play, 98 yards, TOP 0:13 10 - 7
4th	12:18	LS	UF-LSU
			C. Delahoussaye 22 yd field goal 12 plays, 79 yards, TOP 5:43 10 - 10
	04:37	UF	Eddy Pineiro 26 yd field goal 15 plays, 70 yards, TOP 7:45 13 - 10
	03:24	UF	Eddy Pineiro 34 yd field goal 4 plays, 5 yards, TOP 1:05 16 - 10

Team Statistics

	UF	LSU
FIRST DOWNS	14	23
NET YARDS RUSHING	126	219
Rushing Attempts	35	45
NET YARDS PASSING	144	204
Completions-Attempts-Int	7-17-0	14-26-0
TOTAL OFFENSE YARDS	270	423
Total offense plays	52	71
Fumbles: Number-Lost	1-0	3-2
Penalties: Number-Yards	1-5	2-20
PUNTS-YARDS	5-261	3-110
KICKOFFS-YARDS	5-316	3-182
Punt returns: Number-Yards-TD	0-0-0	0-0-0
Kickoff returns: Number-Yds-TD	2-51-0	1-12-0
Possession Time	25:58	34:02
Third-Down Conversions	4 of 13	7 of 14
Fourth-Down Conversions	1 of 1	1 of 3
Sacks By: Number-Yards	1-9	2-19

Individual Statistics

Passing	UF - A. Appleby 7-17-0-144 TD LSU - D. Etling 14-25-0-204, J. Growden 0-1-0-0
Rushing	UF - J. Scarlett 22-108, L. Perine 7-38, A. Appleby 6-(-20) LSU - D. Guice 19-83 TD, D. Chark 3-51, L. Fournette 12-40, D. Etling 4-16, J. Moore 4-15, D. Williams 3-14
Receiving	UF - T. Cleveland 3-124 TD, A. Callaway 2-12, B. Powell 1-5, C. Lewis 1-3 LSU - D. Chark 2-46, M. Dupre 2-39, C. Jeter 2-35, D. Smith 2-24, D. Anderson 2-14, D. Guice 1-29, F. Moreau 1-9, J. Moore 1-6, D. Williams 1-2
Sacks	UF - C. Jefferson 1.0-9 LSU - D. Thomas 1.0-10, A. Key 1.0-9
Interceptions	UF - None LSU - None
Fumbles	UF - A. Appleby 1-0 LSU - D. Guice 2-1, D. Jackson 1-1



### #14 FLORIDA STATE 31, #15 FLORIDA 13

November 26, 2016 | Attendance: 78,342  
Doak Campbell Stadium | Tallahassee, FL

Score by Quarters	1	2	3	4	Score
Florida	0	3	3	7	13
Florida St.	7	3	7	14	31

#### SCORING SUMMARY

Time	Q	Team	Player	Description	Score
1st 04:46	FS	UF	D. Cook	17 yd run (R. Aguayo kick)	0 - 7
2nd 14:47	FS	UF	R. Aguayo	22 yd field goal	9 plays, 44 yards, TOP 3:23 0 - 10
07:19	UF	UF	Eddy Pineiro	38 yd field goal	16 plays, 54 yards, TOP 7:28 3 - 10
3rd 10:26	UF	UF	Eddy Pineiro	41 yd field goal	4 plays, 3 yards, TOP 1:00 6 - 10
05:38	FS	UF	T. Rudolph	46 yd pass from D. Francois (L. Tyler kick)	9 plays, 75 yards, TOP 4:48 6 - 17
4th 12:51	FS	UF	F. Stevenson	27 yd run (L. Tyler kick)	9 plays, 77 yards, TOP 4:49 6 - 24
10:45	UF	UF	Marcell Harris	12 yd fumble recovery (Eddy Pineiro kick)	13 - 24
01:00	FS	UF	D. Francois	8 yd run (L. Tyler kick)	4 plays, 26 yards, TOP 2:11 13 - 31

Team Statistics	UF	FSU
FIRST DOWNS	14	18
NET YARDS RUSHING	58	249
Rushing Attempts	29	40
NET YARDS PASSING	149	138
Completions-Attempts-Int	19-35-0	15-26-1
TOTAL OFFENSE YARDS	207	387
Total offense plays	64	66
Fumbles: Number-Lost	3-2	2-2
Penalties: Number-Yards	4-44	3-35
PUNTS-YARDS	6-277	3-107
KICKOFFS-YARDS	4-243	6-390
Punt returns: Number-Yards-TD	1-2-0	3--2-0
Kickoff returns: Number-Yds-TD	2-29-0	1-36-0
Possession Time	27:59	32:01
Third-Down Conversions	0 of 12	11 of 17
Fourth-Down Conversions	2 of 3	0 of 0
Sacks By: Number-Yards	0-0	6-47

#### Individual Statistics

Passing	UF - A. Appleby 19-35-0-149 FSU - D. Francois 15-26-1-138 TD
Rushing	UF - J. Scarlett 14-53, A. Callaway 1-24, J. Cronkrite 3-18, L. Perine 3-9, B. Powell 1-(-2), A. Appleby 7-(-44) FSU - D. Cook 26-153 TD, D. Francois 9-63 TD, F. Stevenson 2-30 TD, K. Whitfield 2-5, J. Patrick 1-(-2)
Receiving	UF - A. Callaway 6-58, J. Cronkrite 4-14, B. Powell 3-17, L. Perine 2-26, T. Cleveland 2-19, C. Lewis 1-10, D. Goolsby 1-5 FSU - T. Rudolph 4-63 TD, D. Cook 3-26, A. Tate 2-22, K. Whitfield 2-10, R. Izzo 1-10, M. Saunders 1-3, J. Patrick 1-3, N. Murray 1-1
Sacks	UF - None FSU - D. Walker 2.0-23, B. Burns 1.5-10, J. Sweat 1.5-9, D. Nnaldi 1.0-5
Interceptions	UF - C. Gardner 1-15 FSU - None
Fumbles	UF - A. Appleby 2-2, C. Thompson 1-0 FSU - D. Francois 1-1, N. Murray 1-1

### #1 ALABAMA 54, #15 FLORIDA 16

December 3, 2016 // Attendance: 74,632  
Georgia Dome | Atlanta, GA

Score by Quarters	1	2	3	4	Score
Alabama	16	17	7	14	54
Florida	9	7	0	0	16

#### SCORING SUMMARY

Time	Q	Team	Player	Description	Score
1st 09:51	UF	UF	Antonio Callaway	5 yd pass from Austin Appleby (Eddy Pineiro kick)	10 - 7
06:58	UA	UA	Adam Griffith	31 yd field goal	4 plays, -1 yard, TOP 0:58 3 - 7
05:06	UA	UA	M. Fitzpatrick	44 yd interception return (Adam Griffith kick)	10 - 7
01:42	UA	UA	Josh Jacobs	27 yd blocked punt return (Adam Griffith kick blocked)	16 - 7
01:42	UF	UF	David Reese	PAT return	16 - 9
2nd 11:55	UA	UA	Gehrig Dieter	6 yd pass from Jalen Hurts (Adam Griffith kick)	7 plays, 88 yards, TOP 2:58 23 - 9
06:27	UA	UA	Adam Griffith	25 yd field goal	7 plays, 36 yards, TOP 2:01 26 - 9
03:47	UA	UA	Josh Jacobs	6 yd run (Adam Griffith kick)	5 plays, 62 yards, TOP 1:43 33 - 9
00:19	UF	UF	DeAndre Goolsby	25 yd pass from Austin Appleby (Eddy Pineiro kick)	10 plays, 92 yards, TOP 3:23 33 - 16
3rd 03:32	UA	UA	Bo Scarbrough	2 yd run (Adam Griffith kick)	8 plays, 98 yards, TOP 3:16 40 - 16
4th 09:15	UA	UA	Bo Scarbrough	1 yd run (Adam Griffith kick)	15 plays, 91 yards, TOP 7:34 47 - 16
03:48	UA	UA	Derrick Gore	10 yd run (A. Pappanastos kick)	4 plays, 21 yards, TOP 2:24 54 - 16

Team Statistics	UA	UF
FIRST DOWNS	18	16
NET YARDS RUSHING	234	0
Rushing Attempts	38	30
NET YARDS PASSING	138	261
Completions-Attempts-Int	11-20-0	26-39-3
TOTAL OFFENSE YARDS	372	261
Total offense plays	58	69
Fumbles: Number-Lost	1-0	1-0
Penalties: Number-Yards	2-14	7-53
PUNTS-YARDS	2-81	5-218
KICKOFFS-YARDS	10-634	3-195
Punt returns: Number-Yards-TD	4-117-1	0-0-0
Kickoff returns: Number-Yds-TD	0-0-0	6-145-0
Possession Time	24:52	35:08
Third-Down Conversions	5 of 10	7 of 16
Fourth-Down Conversions	0 of 0	0 of 2
Sacks By: Number-Yards	4-36	2-11

#### Individual Statistics

Passing	UA - J. Hurts 11-20-0-138 TD UF - 26-39-3-261 2 TD
Rushing	UA - B. Scarbrough 11-91 2 TD, D. Harris 8-86, J. Jacobs 6-35 TD, D. Gore 4-21 TD, J. Hurts 8-1, A. Stewart 1-0 UF - J. Scarlett 11-17, M. Thompson 5-16, L. Perine 3-8, J. Cronkrite 1-2, B. Powell 1-1, J. Hammond 1-1, A. Callaway 2-(-2), J. Townsend 1-(-11), A. Appleby 5-(-32)
Receiving	UA - C. Ridley 4-43, A. Stewart 3-42, O. Howard 2-41, J. Jacobs 1-6, G. Dieter 1-6 TD UF - B. Powell 9-59, D. Goolsby 7-91 TD, A. Callaway 4-63 TD, C. Lewis 2-10, L. Perine 1-32, J. Hammond 1-4, J. Cronkrite 1-2, M. Thompson 1-0
Sacks	UA - R. Foster 2.0-15, J. Allen 1.5-17, T. Williams 0.5-4 UF - M. Harris 1.0-2, K. Davis 0.5-5, C. Jefferson 0.5-4
Interceptions	UA - M. Fitzpatrick 1-44 TD, S. Hamilton 1-40, T. Brown 1-0

**#17 FLORIDA 30, IOWA 3**

January 2, 2017 | Attendance: 51,119  
Raymond James Stadium | Tampa, FL

Score by Quarters	1	2	3	4	Score
Florida	3	7	7	13	30
Iowa	3	0	0	0	3

## SCORING SUMMARY

Time	Team	Play	Score
1st 08:56	IOWA	Duncan, Keith 36 yd field goal	0 - 3
05:42	UF	Eddy Pineiro 44 yd field goal	3 - 3
2nd 01:46	UF	Mark Thompson 85 yd pass from Austin Appleby (Eddy Pineiro kick)	10 - 3
3rd 00:48	UF	DeAndre Goolsby 6 yd pass from Austin Appleby (Eddy Pineiro kick)	17 - 3
4th 14:44	UF	Chauncey Gardner 58 yd interception return (Eddy Pineiro kick) 24 - 3	27 - 3
09:46	UF	Eddy Pineiro 25 yd field goal	27 - 3
05:57	UF	Eddy Pineiro 48 yd field goal	30 - 3

Team Statistics	UF	IOWA
FIRST DOWNS	11	14
NET YARDS RUSHING	109	171
Rushing Attempts	32	41
NET YARDS PASSING	222	55
Completions-Attempts-Int	14-25-2	7-24-3
TOTAL OFFENSE YARDS	331	226
Total offense plays	57	65
Fumbles: Number-Lost	1-0	1-0
Penalties: Number-Yards	8-60	1-10
PUNTS-YARDS	4-182	7-275
KICKOFFS-YARDS	7-470	2-130
Punt returns: Number-Yards-TD	2-41-0	1-19-0
Kickoff returns: Number-Yds-TD	0-0-0	2-70-0
Possession Time	28:45	31:15
Third-Down Conversions	6 of 15	4 of 16
Fourth-Down Conversions	0 of 0	0 of 1
Sacks By: Number-Yards	1-7	3-19

## Individual Statistics

Passing	UF - A. Appleby 14-25-2-222 2 TD IOWA - C. Beathard 7-23-3-55, N. Stanley 0-1-0-0
Rushing	UF - J. Scarlett 14-94, L. Perine 7-19, A. Callaway 1-6, M. Thompson 2-4, TEAM 2-(-3), A. Appleby 6-(-11) IOWA - A. Wadley 22-115, L. Daniels 15-45, C. Beathard 4-11
Receiving	UF - A. Callaway 7-55, D. Goolsby 2-27 TD, B. Powell 2-15, M. Thompson 1-85 TD, F. Swain 1-24, T. Cleveland 1-16 IOWA - A. Wadley 4-21, G. Kittle 1-18, R. McCarron 1-11, P. Pekar 1-5
Sacks	UF - C. Brantley 1.0-7 IOWA - A. Mends 1.0-8, A. Nelson 1.0-7, J. Jewell 1.0-4
Interceptions	UF - C. Gardner 2-88 TD, D. McMillian 1-23 IOWA - D. King 1-0, B. Snyder 1-0
Fumbles	UF - A. Callaway 1-0 IOWA - L. Daniels 1-0

## 1997 SUGAR BOWL

### #3 FLORIDA 52, #1 FLORIDA STATE 20

January 2, 1997 // Attendance: 78,344

Louisiana Superdome // New Orleans, La.

The third-ranked Gators lay claim to their first national championship as they stripped top-ranked Florida State's hopes for a perfect season with a 52-20 victory before a Superdome Sugar Bowl record crowd of 78,344 and an ABC national television audience in the 1997 Nokia Sugar Bowl. With Ohio State's 20-17 defeat of undefeated and second-ranked Arizona State the day before in the Rose Bowl, Florida was voted national champions in both major polls for the first time in school history. FSU opened with a 33-yard pass from quarterback Thad Busby to Andre Cooper, but the Gator defense snuffed out the Seminoles on 4th-and-one from the UF 23-yard line. Senior quarterback Danny Wuerffel took over, marching Florida down the field with five passes for 73 yards, capped by a 9-yard touchdown pass junior wide receiver Ike Hilliard. Bart Edmiston added a 32-yard field goal and the Gators led 10-3 after the first quarter. Florida, which worked out of the shotgun for much of the game, drove 73 yards in 26 seconds as junior tailback Fred Taylor punched it in from two yards out to put UF ahead 17-3, marking the first time FSU trailed by more than 7 points the entire season. The Seminoles closed to 17-10 only to watch the Gators' shotgun offense respond with a 65-yard drive in just four plays as Hilliard added another touchdown. Florida State managed to respond with a quick drive of their own, cutting the UF lead to 24-17 on a 12-yard run by Warrick Dunn with under a minute left in the half. Scott Bentley trimmed the Gator lead to 24-20 on a 45-yard field goal less than five minutes into the second half, but the Seminoles would not score again. Florida sealed the victory by scoring the final 28 points of the game, a run that began with Hilliard's third touchdown reception of the game on an 8-yard catch from Wuerffel. Wuerffel then scrambled 16 yards for a score to put UF up 38-20 with 13 seconds left in the third quarter, and Terry Jackson added two fourth quarter touchdowns, including a 42-yarder, for the final margin. The Gator defense was strong from start to finish, stopping the Seminoles on downs at the UF 23 on the game's opening possession and holding FSU to just 42 net yards rushing total, just two yards shy of the UF bowl record set against Baylor in the 1960 Gator Bowl. The Seminoles were successful on only five of 18 third down conversions, with two Gator interceptions. The Gator special teams also played well, with sophomore punter Robby Stevenson pinning the Seminoles inside the five-yard line on two different occasions while averaging 48.1 yards per punt. The 38-point margin of victory was the largest against a No.1-ranked team in bowl history and marked Florida's first-ever victory over the nation's top-ranked team.

Score by Quarters	1	2	3	4	Score
Florida	10	14	14	14	52
Florida State	3	14	3	0	20

Qtr	Time	Scoring Play	UF-FSU
1st	9:48	UF—Hilliard 9-yd pass from Wuerffel (Edmiston kick), 9-77 2:55	UF 7 - FSU 0
	7:49	FSU—Bentley 43-yd field goal, 8-55 1:59	UF 7 - FSU 3
	2:44	UF—Edmiston 32-yd field goal, 5-11 0:43	UF 10 - FSU 3
2nd	11:28	UF—Taylor 2-yd run (Edmiston kick), 4-73 0:26	UF 17 - FSU 3
	7:28	FSU—Green 29-yd pass from Busby (Bentley kick), 7-63 1:52	UF 17 - FSU 10
	5:18	UF—Hilliard 31-yd pass from Wuerffel (Edmiston kick), 4-65 2:10	UF 24 - FSU 10
	0:40	FSU—Dunn 12-yd run (Bentley kick), 5-66 1:17	UF 24 - FSU 17
3rd	10:24	FSU—Bentley 45-yd field goal, 6-30 2:35	UF 24 - FSU 20
	5:43	UF—Hilliard 8-yd pass from Wuerffel (Edmiston kick), 4-24 1:51	UF 31 - FSU 20
	0:13	UF—Wuerffel 16-yd run (Edmiston kick), 9-68 3:56	UF 38 - FSU 20
4th	8:52	UF—Jackson 42-yd run (Edmiston kick), 5-62 2:48	UF 45 - FSU 20
	2:12	UF—Jackson 1-yd run (Edmiston kick), 10-70 5:15	UF 52 - FSU 20

Team Statistics	UF	FSU
First Downs	26	13
Rushes-Yards (Net)	43-168	21-42
Passing Yards (Net)	306	271
Passes Comp-Att-Int	18-34-1	17-42-2
Total Offense Plays-Yards	77-474	63-313
Punt Returns-Yards	6-69	5-74
Kickoff Returns-Yards	4-93	8-152
Punts-Average	7-48.1	8-46.4
Fumbles-Lost	1-0	0-0
Penalties-Yards	15-102	14-115
Possession Time	36:27	23:33
Sacks By: Number-Yards	3-25	5-26

<b>Passing</b>	UF—Wuerffel 18-34-306-1 (3 TD) FSU—Busby 17-41-271-1 (TD), Kendra 0-1-0-1
<b>Rushing</b>	UF—Jackson 12-118 (2 TD), Taylor 18-60 (TD), Williams 4-2, Schottenheimer 1-0, McCaslin 2-(-2), Wuerffel 6-(-10) (TD) FSU—Dunn 9-28 (TD), Warrick 1-12, Williams 2-7, Feaster 2-1, Busby 7-(-6)
<b>Receiving</b>	UF—Hilliard 7-150 (3 TD), Green 5-79, Anthony 4-50, Mobley 1-16, Taylor 1-11 FSU—Messam 5-48, Cooper 4-82, Green 3-86 (TD), Pearsall 1-25, Dunn 1-12, Abdullah 1-10, Warrick 1-7, Williams 1-1
<b>Sacks</b>	UF—Chester 2.0-14, Davis 1.0-11 FSU—Boulware 2.0-6, Wadsworth 1.0-8, Wilson 1.0-7, Spires 1.0-5
<b>Interceptions</b>	UF—Badeaux 1-7, Brown 1-0; FSU—Crawford 1-22





**2007 BCS NATIONAL CHAMPIONSHIP**

**#2 FLORIDA 41, #1 OHIO STATE 14**

January 8, 2007 // Attendance: 74,628

University of Phoenix Stadium // Glendale, Ariz.

Senior quarterback Chris Leak threw for a touchdown and senior running back DeShawn Wynn ran for another score to lead the second-ranked University of Florida football team to a 41-14 victory over Ohio State in the Tostitos BCS National Championship Game, earning the Gators their second-ever national football championship. With the win, Florida became the first school in NCAA Division I history to capture national titles in football and men's basketball during the same calendar year, having earned its first title on the hardwood by defeating UCLA in April. Ohio State struck first when Ted Ginn, Jr., returned the game's opening kickoff 93 yards for a touchdown. The Gators tied the game at 7-7 when Leak connected with senior wide receiver Dallas Baker for a 14-yard score just 4:13 later. Leak completed 5-of-5 passes for 35 yards on the drive, which was set up by a 33-yard kick return by freshman running back Brandon James and a subsequent 15-yard facemask penalty against the Buckeyes. The Gators took a lead they would not relinquish at the 5:51 mark of the first quarter when freshman wide receiver Percy Harvin took an option pitch from Leak and ran four yards for his third touchdown of the season. Senior kicker Chris Hetland converted the point-after attempt to give UF a 14-7 advantage. After senior cornerback Reggie Lewis intercepted Ohio State quarterback Troy Smith with 2:49 left to play in the opening quarter, Wynn plowed into the endzone from two yards out to cap a 10-play, 71-yard drive that gave Florida a 21-7 lead. The score was Wynn's sixth of the season and the 25th of his UF career, moving him into a tie with Buford Long for sixth on the all-time school list. An 18-yard touchdown run by Antonio Pittman cut the Gators' lead to 21-14 with just over 13 minutes left to play in the first half, but Hetland connected on a 43-yard field goal – his longest of the season – to push Florida's advantage to 24-14 with six minutes remaining in the half. Hetland added a 40-yard field goal to increase the Gators' lead to 27-14. On the first play of Ohio State's ensuing possession, junior defensive end Jarvis Moss sacked Smith, forcing a fumble that sophomore defensive end Derrick Harvey picked up and returned to the Buckeyes' five-yard line. On third-and-goal from the OSU one-yard line, freshman quarterback Tim Tebow hit junior wide receiver Andre Caldwell for a scoring strike that gave the Gators a 34-14 lead at halftime. After a scoreless third quarter, Tebow put the Gators ahead, 41-14, with a one-yard plunge at the 10:30 mark of the final period. On the play, Tebow tied Jimmy Fisher's single-season school record for touchdown runs by a quarterback, set in 1979, with eight on the campaign. That touchdown would prove to be the final score of the night, propelling the Gators to the 41-14 win. UF's victory over the Buckeyes improved their mark to 3-1 all-time in BCS bowl games, and stood as their first win over a top-ranked team since defeating Florida State in Gainesville on Nov. 22, 1997. Florida Head Coach Urban Meyer became just the seventh coach in NCAA history to guide a team to a national championship in his first or second year at a school.

Score by Quarters	1	2	3	4	Score
Florida	14	20	0	7	41
Ohio State	7	7	0	0	14

Qtr	Time	Scoring Play	UF-OSU
1st	14:44	OSU—Ginn, Jr. 93-yd kickoff return (Pettrey kick)	UF 0 - OSU 7
	10:31	UF—Baker 14-yd pass from Leak (Hetland kick), 7-46 4:13	UF 7 - OSU 7
	5:51	UF—Harvin 4-yd run (Hetland kick), 5-34 2:37	UF 14 - OSU 7
2nd	14:56	UF—Wynn 2-yd run (Hetland kick), 10-71 2:53	UF 21 - OSU 7
	13:32	OSU—Pittman 18-yd run (Pettrey kick), 4-64 1:24	UF 21 - OSU 14
	6:00	UF—Hetland 42-yd field goal, 9-32 3:04	UF 24 - OSU 14
	1:53	UF—Hetland 40-yd field goal, 4-6 1:44	UF 27 - OSU 14
	0:23	UF—Caldwell 1-yd pass from Tebow (Hetland kick), 3-5 1:05	UF 34 - OSU 14
4th	10:20	UF—Tebow 1-yd run (Hetland kick), 8-39 3:42	UF 41 - OSU 14

Team Statistics	UF	OSU
First Downs	21	8
Rushes-Yards (Net)	43-156	23-47
Passing Yards (Net)	214	35
Passes Comp-Att-Int	26-37-0	4-14-1
Total Offense Plays-Yards	80-370	37-82
Punt Returns-Yards	4-28	1-13
Kickoff Returns-Yards	1-33	6-193
Punts-Average	4-44.3	6-37.8
Fumbles-Lost	0-0	1-1
Penalties-Yards	6-50	5-50
Possession Time	40:48	19:12
Sacks By: Number-Yards	5-51	1-7

- Passing** UF—Leak 25-36-213-0 (TD), Tebow 1-1-1-0 (TD)  
OSU—Smith 4-14-35-1
- Rushing** UF—Wynn 19-69 (TD), Tebow 10-39 (TD), Harvin 5-22 (TD), Caldwell 3-13, Leak 3-7, Moore 2-7, TEAM 1-(-1)  
OSU—Pittman 10-62 (TD), Wells 2-9, Hartline 1-5, Smith 10-(-29)
- Receiving** UF—Harvin 9-60, Cornelius 5-50, Ingram 4-58, Baker 4-23 (TD), Latsko 2-17, Caldwell 2-6 (TD)  
OSU—Gonzalez 2-11, Hartline 1-13, Pittman 1-11
- Sacks** UF—Harvey 3-31, Moss 2-20  
OSU—Gholston 1-7
- Interceptions** UF—Lewis 1-0; OSU—None





**2009 BCS CHAMPIONSHIP****#2 FLORIDA 24, #1 OKLAHOMA 14**

January 8, 2009 // Attendance: 78,468

Dolphin Stadium // Miami, Fla.

Winning their second national championship in three years - and third overall - the No. 2 Gators defeated the No. 1 Oklahoma Sooners, 24-14, in the FedEx BCS National Championship at Dolphin Stadium. Florida completed its national championship run with a 13-1 record on the season, tying a school record for wins (13). Gator senior wide receiver Louis Murphy, junior wide receiver/running back Percy Harvin and redshirt junior wide receiver David Nelson were touchdown targets of junior quarterback Tim Tebow, who threw for 231 yards (18-of-30) and racked up 109 yards on the ground in the win over Oklahoma. Senior kicker Jonathan Phillips tacked on three more points, connecting on a fourth quarter field goal to help lead the Gators over the Sooners. After recording the first scoreless first quarter since the 1999 BCS National Championship (Florida State vs. Tennessee) and holding Oklahoma to their first scoreless first quarter all season, the Gators found the end zone first on a 20-yard pass from Tebow to Murphy, marking Murphy's 27th-straight game with a catch. Tebow's connection with Murphy marked the first time the Sooners allowed their opponent to score first all season, while Phillips' extra point put the Gators ahead 7-0. It didn't take long for the Sooners to answer as just two and a half minutes later quarterback Sam Bradford hit Oklahoma tight end Jermaine Gresham on a six-yard touchdown pass. OU drove 65 yards for the score to tie the game 7-7. Sophomore Torrey Davis led the Gator defense on the Sooners' next possession, rallying for a key fourth-and-one stop that prevented the Sooners from jumping ahead after a Tebow interception. Harvin capitalized on the momentum with a 46-yard run that got the Gators out to midfield. Although UF punted on the possession, the Gator defense held on the Sooners' ensuing drive, ending an OU drive on Florida's three-yard line when junior Major Wright intercepted Bradford. Wright's pick was UF's 25th of the season, a single-season school record for team interceptions, and took both teams to the locker room tied, 7-7, at the half. After the Gators and Sooners swapped possessions to open the second half of the game, the Gators jumped out of the gates, stringing together a 75-yard scoring drive when Harvin scored on a two-yard run with 5:22 to go in the third quarter. Tebow rushed for 49 yards on the drive and Phillips found the uprights to put Florida ahead 14-7. On Oklahoma's next drive, sophomore defensive end Carlos Dunlap got his hands on an Oklahoma punt to record Florida's ninth blocked kick of the season, tying a school record (1995). Following a Gator punt, the Sooners closed the gap when Bradford connected with Gresham for his second touchdown of the night, an 11-yard pass to cap off a 77-yard drive and tie the score, 14-14. After a 27-yard Phillips field goal put Florida ahead 17-14, sophomore safety Ahmad Black kept the momentum in favor of the Gators, intercepting Bradford to give the Gators possession on their own 24 yard-line. The Gators capped the game when Tebow connected with David Nelson for a four-yard touchdown, giving Florida a 24-13 lead, the final margin.

Score by Quarters	1	2	3	4	Score
Florida	0	7	7	10	24
Oklahoma	0	7	0	7	14

Qtr	Time	Scoring Play	UF-OU
2nd	14:02	UF—Murphy 20-yd pass from Tebow (Phillips kick), 12-86 5:50	UF 7 - OU 0
	11:49	OU—Gresham 6-yd pass from Bradford (Stevens kick), 6-65 2:13	UF 7 - OU 7
3rd	4:21	UF—Harvin 2-yd run (Phillips kick), 13-75 5:22	UF 14 - OU 7
4th	12:13	OU—Gresham 11-yd pass from Bradford (Stevens kick), 8-77 2:36	UF 14 - OU 14
	10:45	UF—Phillips 27-yd field goal, 6-68 1:28	UF 17 - OU 14
	3:07	UF—Nelson 4-yd pass from Tebow (Phillips kick), 11-76 6:52	UF 24 - OU 14

Team Statistics	UF	OU
First Downs	24	25
Rushes-Yards (Net)	44-249	29-107
Passing Yards (Net)	231	256
Passes Comp-Att-Int	18-30-2	26-41-2
Total Offense Plays-Yards	74-480	70-363
Punt Returns-Yards	1-1	1-15
Kickoff Returns-Yards	3-51	5-118
Punts-Average	3-51.7	3-38.7
Fumbles-Lost	0-0	0-0
Penalties-Yards	8-81	4-31
Possession Time	34:57	25:03
Sacks By: Number-Yards	2-18	0-0

<b>Passing</b>	UF—Tebow 18-30-231-2 (2 TD) OU—Bradford 26-41-256-2 (2 TD)
<b>Rushing</b>	UF—Harvin 9-122 (TD), Tebow 22-109, Demps 9-23, Moody 1-0, TEAM 2-(-2), Rainey 1-(-3) OU—Brown 22-110, Madu 4-12, Broyles 1-3, Bradford 2-(-18)
<b>Receiving</b>	UF—Hernandez 5-57, Harvin 5-49, Murphy 2-44 (TD), Nelson 2-33 (TD), Cooper 2-28, Rainey 1-11, James 1-9 OU—Gresham 8-62 (2 TD), Iglesias 5-58, Johnson 4-29, Broyles 4-26, Brown 2-37, Chaney 2-37, Madu 1-7
<b>Sacks</b>	UF—Hicks 1-14, Doe 0.5-4, Dunlap 0.5-4 OU—None
<b>Interceptions</b>	UF—Wright 1-0, Black 1-0; OU—McCoy 1-12, Harris 1-8





# FLORIDA™

## IS THE ONLY SCHOOL TO WIN 4-STRAIGHT SEC CHAMPIONSHIP GAMES

### 1991 SEC CHAMPIONS // 10-2 overall, 7-0 SEC

Florida defeated Kentucky on Nov. 16, 1991, to clinch UF's first SEC Championship with an undefeated league record. The Gators dominated during league play, with an average margin of victory of 21.7 points in SEC contests. Running back Errict Rhett rushed for 1,109 yards and 10 touchdowns, and quarterback Shane Matthews threw for 3,130 yards and 28 touchdowns to lead a Florida offense that averaged 32.3 points in SEC games.

### 1993 SEC CHAMPIONS // 11-2 overall, 7-1 SEC

#### Florida 28, Alabama 13

December 4, 1993 // Legion Field // Birmingham, Ala. Quarterback Terry Dean earned MVP honors, throwing for 256 yards and two touchdowns, as the Gators won their second SEC Championship. After three quarters, UF held a slim 14-13 lead. Punter Shayne Edge took off for a 20-yard gain on fourth-and-eight, and Dean hit wide receiver Jack Jackson with a 43-yard pass to give Florida an eight-point lead. The Gator defense held strong and secured the win.

### 1994 SEC CHAMPIONS // 10-2-1 overall, 7-1 SEC

#### Florida 24, Alabama 23

December 3, 1994 // Georgia Dome // Atlanta, Ga. Defensive tackle Ellis Johnson had an SEC Championship Game record three tackles-for-loss, including two sacks, as Florida won its second-straight SEC title. Quarterback Danny Wuerffel helped the team overcome a 23-17 fourth-quarter deficit with a two-yard touchdown pass to wideout Chris Doering that capped an 80-yard scoring drive with 5:39 remaining. UF forced a turnover on Alabama's final drive and Johnson, the defensive star of the game, earned MVP honors.



### 1995 SEC CHAMPIONS // 12-1 overall, 8-0 SEC

#### Florida 34, Arkansas 3

December 2, 1995 // Georgia Dome // Atlanta, Ga.

Quarterback Danny Wuerffel threw for two touchdowns as the No. 2-ranked Gators dominated the Razorbacks. Arkansas got on the board first, but the Florida defense forced four turnovers and shut down the Hogs for the rest of the game. Wuerffel connected with wide receiver Chris Doering on a 22-yard pass in the first quarter and threw a 29-yard strike to wideout Ike Hilliard in the third quarter, helping Wuerffel earn the game's MVP honor.



### 1996 SEC CHAMPIONS // 12-1 overall, 8-0 SEC

#### Florida 45, Alabama 20

December 7, 1996 // Georgia Dome // Atlanta, Ga.

Quarterback Danny Wuerffel became the only player to repeat as SEC Championship Game MVP, leading the Gators to their fourth-straight conference title. Wuerffel threw for an SEC Championship Game record 401 yards and six touchdowns against the Crimson Tide's vaunted defense, ranked sixth in the nation entering the game. Wide receiver Reidel Anthony was Wuerffel's main target, setting three game records of his own with 11 catches for 171 yards and three touchdowns.

### 2000 SEC CHAMPIONS // 10-3 overall, 7-1 SEC

#### Florida 28, Auburn 6

December 2, 2000 // Georgia Dome // Atlanta, Ga.

MVP quarterback Rex Grossman threw for four touchdowns as the Gators won their fifth SEC Championship Game. Florida jumped out to a 21-0 lead in the first half and held on from there as UF's defense held SEC Player of the Year Rudi Johnson to just 47 yards rushing. Grossman's arm and the running of tailback Earnest Graham, who finished with 169 yards on 19 carries, helped UF win the school's sixth SEC Title.

### SEC CHAMPIONSHIP GAME (All-Time)

	Wins		Appearances
Florida	7	Florida	12
Alabama	7	Alabama	11
Auburn	3	Auburn	5
LSU	3	Tennessee	5
Georgia	2	Georgia	4
Tennessee	2	LSU	4
		Arkansas	3
		Missouri	2
		Ole Miss	1
		South Carolina	1

### 2006 SEC CHAMPIONS // 13-1 overall, 7-1 SEC

#### Florida 38, Arkansas 28

December 2, 2006 // Georgia Dome // Atlanta, Ga.

Wide receiver Percy Harvin became the second freshman to earn the SEC Championship Game MVP honors, totaling 167 yards and two touchdowns. UF was trailing 21-17 late in the third quarter when cornerback Wondy Pierre-Louis recovered a muffed punt in the end zone to put Florida ahead for good. Harvin had a 67-yard touchdown run that opened the game up in the fourth quarter and wide receiver Andre Caldwell threw a five-yard touchdown pass to tight end Tate Casey to cap the scoring and send the Gators to the BCS National Championship Game for the first time in school history.

### 2008 SEC CHAMPIONS // 13-1 overall, 7-1 SEC

#### Florida 31, Alabama 20

December 6, 2008 // Georgia Dome // Atlanta, Ga.

In front of a record crowd at the Georgia Dome, the Gators claimed their eighth SEC title. Florida dominated in the fourth quarter, gaining 130 total yards of offense and limiting the Crimson Tide to just one yard of offense. Florida scored 14 unanswered points in the fourth quarter to overcome a 20-17 deficit. MVP Tim Tebow hooked up with wide receiver Riley Cooper for a five-yard touchdown pass to seal the game with less than three minutes left as the Gators clinched a spot in the BCS National Championship Game for the second time in three years.





**1993 SEC CHAMPIONSHIP GAME****#9 FLORIDA 28, #17 ALABAMA 13**

December 4, 1993 // Attendance: 76,345

Legion Field // Birmingham, Ala.

Using a solid defense, Florida defeated Alabama 28-13 to capture its second official SEC title. Alabama scored on the first possession of the game, using a Tarrant Lynch one-yard touchdown run and a Michael Proctor PAT to go up 7-0 just 4:47 into the contest. However, the Crimson Tide did not score another touchdown as the UF defense limited Alabama's offense to just two field goals the rest of the way. A Terry Dean to Harrison Houston pass and the ensuing PAT by Judd Davis knotted the game at 7-7. Alabama hit a 45-yard field goal with 12:02 remaining in the first half and the Crimson Tide lead 10-7. With 1:10 left in the half, Dean lunged into the endzone from two yards out to put the Gators up 14-10, a lead they would not relinquish. Bama closed the UF lead to one with a field goal late in the third quarter, making the score 14-13. On their next possession, Gator punter Shayne Edge, facing fourth-and-eight from his own 37, faked the boot and rambled 20 yards to the Alabama 43-yard line. On the next play, Dean hit Jack Jackson on a 43-yard touchdown pass. Errict Rhett's three-yard run with 11:59 left in the game capped the scoring, giving the Gators the 1993 SEC Championship with a 28-13 victory.

Score by Quarters	1	2	3	4	Score
Florida	7	7	7	7	28
Alabama	7	3	3	0	13

Qtr	Time	Scoring Play	UF-UA
1st	10:13	UA—Lynch 1-yard run (Proctor PAT), 8-71 4:47	UF 0 - UA 7
	1:02	UF—Houston 13-yard pass from Dean (Davis PAT), 4-44 1:43	UF 7 - UA 7
2nd	12:02	UA—Proctor 45-yard field goal, 9-44 4:00	UF 7 - UA 10
	1:10	UF—Dean 2-yard run (Davis PAT), 6-35 1:44	UF 14 - UA 10
3rd	2:14	UA—Proctor 25-yard field goal, 11-45 4:19	UF 14 - UA 13
	0:28	UF—J. Jackson 43-yard pass from Dean (Davis PAT), 7-80 1:46	UF 21 - UA 13
4th	11:59	UF—Rhett 3-yard run (Davis kick), 9-54 3:22	UF 28 - UA 13

Team Statistics	UF	UA
First Downs	20	17
Rushes-Yards (Net)	31-103	40-118
Passing Yards (Net)	271	161
Passes Att-Comp-Int.	31-38-2	17-29-2
Total Offense Plays-Yards	69-374	69-279
Punt Returns-Yards	5-95	4-32
Kickoff Returns-Yards	1-17	4-94
Punts-Average	7-39.4	7-43.6
Fumbles-Lost	1-0	3-0
Penalties-Yards	13-95	6-70
Possession Time	27:43	32:17
Sacks By: Number-Yards	2-15	2-11

<b>Passing</b>	UF—Dean 20-37-256-2 (2 TD), Doering 1-1-15-0 (0 TD) UA—Palmer 8-16-90-1 (0 TD), Burgdorf 9-12-71-0 (0 TD), Kitchens 0-1-0-1 (0 TD)
<b>Rushing</b>	UF—Rhett 22-88-1, Edge 1-20-0, Dean 8-(-5)-1 UA—Palmer 16-93-0, Anderson 8-26-0, Burgdorf 6-7-0, Lynch 1-1-1, Steger 1-1-0, T. Turner 1-1-0, Williams 6-(-4)-0, Lee 1-(-7)-0
<b>Receiving</b>	UF—W. Jackson 9-114-0, J. Jackson 4-62-1, Houston 2-48-1, Rhett 2-17-0, T. Dean 1-15-0, Randolph 1-11-0, C. Dean 2-4-0 UA—Malone 3-37-0, Lee 2-23-0, Palmer 3-22-0, Burgdorf 1-20-0, Anderson 3-18-0, Key 1-17-0, Lynch 2-13-0, Williams 2-11-0
<b>Sacks</b>	UF—Grow 1-10 UA—Rogers 1-8, Hall 1-7
<b>Interceptions</b>	UF—Gilmore 2; UA—T. Johnson 2

**1994 SEC CHAMPIONSHIP GAME****#6 FLORIDA 24, #3 ALABAMA 23**

December 3, 1994 // Attendance: 74,751

Georgia Dome // Atlanta, Ga.

Florida captured its second-consecutive SEC title with a 24-23 heart-pounding victory over No. 3 Alabama. Florida clung to a 17-16 fourth quarter lead when Gator quarterback Danny Wuerffel's pass was picked off by Alabama linebacker Dwayne Rudd, who returned it 23 yards for a touchdown to give the Tide a 23-17 lead with 8:56 to play. The Gators respond with one of the most memorable drives in school history. On the second play of the drive, Wuerffel came off the field with a fake limp in a pre-planned signal for strong-armed back-up quarterback Eric Kresser. With Alabama thinking run with Kresser in the game, the back-up took his first snap and lofted a 25-yard pass down the left sideline to Ike Hilliard. Later in the drive, head coach Steve Spurrier called for a double-pass, as Wuerffel lateraled it to Doering, who then delivered it to Aubrey Hill for a 20-yard gain to the two. Wuerffel then found Doering in the back of the endzone for the winning touchdown with 5:29 to play. On the ensuing Alabama possession, UF's Fred Weary tipped a and Eddie Lake intercepted it to seal the victory with less than a minute to play.

Score by Quarters	1	2	3	4	Score
Alabama	7	3	6	7	23
Florida	7	10	0	7	24

Qtr	Time	Scoring Play	UA-UF
1st	11:05	UA—Brown 70-yard pass from Barker (Proctor PAT), 3-76 1:37	UA 7 - UF 0
	4:07	UF—Anthony 26-yard pass from Wuerffel (Davis PAT), 6-72 1:39	UA 7 - UF 7
2nd	14:45	UA—Proctor 22-yard field goal, 10-75 4:22	UA 10 - UF 7
	10:31	UF—Davis 42-yard field goal, 10-56 yards, 4:14	UA 10 - UF 10
	1:15	UF—Wuerffel 1-yard run (Davis PAT), 8-43 3:03	UA 10 - UF 17
3rd	7:35	UA—Proctor 42-yard field goal, 7-13 2:44	UA 13 - UF 17
	2:14	UA—Proctor 48-yard field goal, 9-27 4:51	UA 16 - UF 17
4th	8:56	UA—Rudd 23-yard interception return (Proctor PAT)	UA 23 - UF 17
	5:29	UF—Doering 2-yard pass from Wuerffel (Davis PAT), 10-80 3:27	UA 23 - UF 24

Team Statistics	UA	UF
First Downs	16	14
Rushes-Yards (Net)	48-116	24-44
Passing Yards (Net)	181	272
Passes Att-Comp-Int.	10-19-2	25-43-2
Total Offense Plays-Yards	67-297	67-316
Punt Returns-Yards	2-45	1-1
Kickoff Returns-Yards	3-58	3-58
Punts-Average	6-34.3	6-41.3
Fumbles-Lost	1-0	0-0
Penalties-Yards	6-30	2-10
Possession Time	34:15	25:45
Sacks By: Number-Yards	1-5	5-39

<b>Passing</b>	UA—Barker 10-19-181-2 (1 TD) UF—Wuerffel 23-41-227-2 (2 TD), Kresser 1-1-25-0 (0 TD), Doering 1-1-20-0 (0 TD)
<b>Rushing</b>	UA—Williams 29-99-0, Lynch 8-48-0, Riddle 2-7-0, Malone 1-6-0, Barker 8-(-44)-0 UF—Taylor 14-40-0, Anthony 1-5-0, Williams 3-0-0, Wuerffel 6-(-1)-1
<b>Receiving</b>	UA—Brown 3-119-1, Lynch 3-28-0, Hape 1-14-0, Malone 1-14-0, Williams 2-6-0 UF—Anthony 8-105-1, Taylor 7-62-0, Hill 3-52-0, Hilliard 2-34-0, Doering 3-11-1, Jackson 1-5-0, Nunn 1-3-0
<b>Sacks</b>	UA—Blackburn 1-5 UF—Campbell 2-20, Johnson 2-16, Carter 1-3
<b>Interceptions</b>	UA—Townsend 1, Rudd 1 (TD); UF—Weary 1, Lake 1

**1995 SEC CHAMPIONSHIP GAME**  
**#2 FLORIDA 34, #24 ARKANSAS 3**

December 2, 1995 // Attendance: 71,325  
 Georgia Dome // Atlanta, Ga.

Florida assured itself of a trip to the Fiesta Bowl to play for its first national championship with a 34-3 victory over Arkansas. The Hogs drove inside the Florida 20-yard line on their opening possession but the Gator defense allowed the Razorbacks to come away with just a 36-yard field goal. The Gator offense answered immediately, driving 80 yards in seven plays, culminating with a 22-yard scoring toss from Danny Wuerffel to Chris Doering. UF struck again following a Teako Brown interception, this time on a one-yard keeper from Wuerffel. The Gators added a 31-yard field goal to take a 17-3 lead into the locker room. With just under five minutes left in the third quarter, UF's Ben Hanks recovered a fumble by Razorback quarterback Barry Lunney on a thwarted option play and raced 95 yards untouched to give the Gators an insurmountable lead. Arkansas was held to just 299 yards in total offense, including just 142 yards and only nine first downs in the second half. Danny Wuerffel continued to shatter the record books, as he set an SEC and UF record for career touchdown passes with his 75th, a 29-yard pass to Ike Hilliard midway through the third quarter. Hilliard and Doering both eclipse the 1,000-yard receiving mark, becoming the first UF tandem to accomplish that feat.

Score by Quarters	1	2	3	4	Score
Florida	14	3	14	3	34
Arkansas	3	0	0	0	3

Qtr	Time	Scoring Play	UF-UA
1st	7:26	UA—Latourette 36-yard field goal, 16-65 7:34	UF 0 - UA 3
	4:30	UF—Doering 22-yard pass from Wuerffel (Edmiston PAT), 7-80 2:56	UF 7 - UA 3
	1:25	UF—Wuerffel 1-yard run (Edmiston PAT), 5-47 1:52	UF 14 - UA 3
2nd	5:03	UF—Edmiston 31-yard field goal, 9-31 4:13	UF 17 - UA 3
3rd	8:26	UF—Hilliard 29-yard pass from Wuerffel (Edmiston PAT), 3-66 1:20	UF 24 - UA 3
	4:25	UF—Hanks 95-yard fumble return (Edmiston PAT)	UF 31 - UA 3
4th	12:48	UF—Edmiston 20-yard field goal, 9-31 5:10	UF 34 - UA 3

Team Statistics	UF	UA
First Downs	25	21
Rushes-Yards (Net)	35-114	43-129
Passing Yards (Net)	282	170
Passes Att-Comp-Int.	21-29-0	17-27-2
Total Offense Plays-Yards	64-396	70
Punt Returns-Yards	0-0	0-0
Kickoff Returns-Yards	2-44	5-83
Punts-Average	3-43.7	4-34.3
Fumbles-Lost	0-0	3-2
Penalties-Yards	8-55	9-59
Possession Time	29:45	30:15
Sacks By: Number-Yards	2-14	2-12

**Passing** UF—Wuerffel 20-28-276-0 (2 TD), Kresser 1-1-6-0 (0 TD)  
 UA—Lunney 17-27-170-2 (0 TD)

**Rushing** UF—T. Jackson 11-62-0, Williams 10-53-0, Dubose 7-12-0, Wuerffel 7-(-13)-1  
 UA—M. Johnson 20-71-0, Lunney 10-6-0, Hill 7-21-0, Nichols 5-26-0, Hebert 2-5-0

**Receiving** UF—Hilliard 7-125-1, Doering 6-73-1, Anthony 5-47-0, Green 1-16-0, Allen 1-14-0, T. Jackson 1-7-0  
 UA—Meadors 7-74-0, M. Johnson 4-51-0, Eubanks 4-37-0, Hill 2-8-0

**Sacks** UF—Hank 1-8, Council 1-6  
 UA—Conley 1-6, Bell 1-6

**Interceptions** UF—Brown 1, Jackson 1; UA—none

**1996 SEC CHAMPIONSHIP GAME**  
**#4 FLORIDA 45, #11 ALABAMA 30**

December 7, 1996 // Attendance: 74,132  
 Georgia Dome // Atlanta, Ga.

A week after having their national championship hopes seemingly vanish, Florida defeated Alabama 45-30 to regain the national spotlight. Danny Wuerffel completed 20-of-35 passes for 401 yards and six touchdowns against the nation's No.1-rated pass defense. After the Gators fell behind seven-plus minutes into the game, Florida reeled off 24-straight points to build a 17-point cushion nearing the end of the half. A Michael Vaughn touchdown pass from Fred Kitchens with 29 seconds left in the half, coupled with a five-yard run by Dennis Riddle cut the UF lead to three at 24-21. The two teams scored three touchdowns in the next 2:05, with UF stealing momentum on an 85-yard pass from Wuerffel to Jacquez Green to give the Gators a 38-28 lead. Reidel Anthony then added his third score of the day to give Florida an insurmountable 17-point lead.

Score by Quarters	1	2	3	4	Score
Florida	6	18	14	7	45
Alabama	7	7	14	2	30

Qtr	Time	Scoring Play	UF-UA
1st	8:52	UA—Riddle 36-yard pass from Kitchens (Brock PAT), 6-51 2:44	UF 0 - UA 7
	3:11	UF—Hilliard 46-yard pass from Wuerffel (Cooper PAT blocked), 5-79 1:48	UF 6 - UA 7
2nd	14:37	UF—Anthony 21-yard pass from Wuerffel (Wuerffel to Anthony pass), 6-61 1:01	UF 14 - UA 7
	11:35	UF—Williams 45-yard pass from Wuerffel (Cooper PAT), 3-72 1:21	UF 21 - UA 7
	7:39	UF—Cooper 35-yard field goal, 6-23 1:46	UF 24 - UA 7
	0:29	UA—Vaughn 8-yard pass from Kitchens (Brock PAT), 8-48 1:58	UF 24 - UA 14
3rd	9:12	UA—Riddle 5-yard run (Brock PAT), 1-5 0:05	UF 24 - UA 21
	5:14	UF—Anthony 13-yard pass from Wuerffel (Cooper PAT), 10-65 3:58	UF 31 - UA 21
	4:06	UA—Vaughn 94-yard pass from Kitchens (Brock PAT), 3-94 1:08	UF 31 - UA 28
	3:09	UF—Green 85-yard pass from Wuerffel (Cooper PAT), 2-81 0:57	UF 38 - UA 28
4th	14:54	UF—Anthony 21-yard pass from Wuerffel (Cooper PAT), 3-51 1:23	UF 45 - UA 28
	4:32	UA—Team safety	UF 45 - UA 30

Team Statistics	UF	UA
First Downs	22	13
Rushes-Yards (Net)	37-69	27-27
Passing Yards (Net)	401	269
Passes Att-Comp-Int.	20-35-2	20-46-1
Total Offense Plays-Yards	72-470	73-296
Punt Returns-Yards	2-12	0-0
Kickoff Returns-Yards	4-83	5-85
Punts-Average	4-37.0	8-40.8
Fumbles-Lost	4-1	1-0
Penalties-Yards	14-95	7-45
Possession Time	29:48	30:12
Sacks By: Number-Yards	5-31	4-17

**Passing** UF—Wuerffel 20-35-401-2 (6 TD)  
 UA—Kitchens 19-45-264-1 (3 TD), Goss 1-1-5-0 (0 TD)

**Rushing** UF—Taylor 13-83-0, Williams 3-8-0, T. Jackson 6-8-0, Wuerffel 14-(-11)-0  
 UA—Riddle 17-42-1, Alexander 2-5-0, Kitchens 8-(-20)-0

**Receiving** UF—Anthony 11-171-3, Green 3-106-1, Hilliard 3-74-1, Williams 1-45-1, Allen 1-4-0, Taylor 1-1-0  
 UA—Riddle 6-82-1, Vaughn 5-142-2, Su. Alexander 3-4-0, Buchanan 2-17-0, West 1-17-0, Foust 1-5-0, Goss 1-3-0, C. Alexander 1-(-1)-0

**Sacks** UF—Beauchamp 1-5, McGrew 1-10, Rutledge 1-9, Chester 1-6  
 UA—Pouck 1-5, Sigler 1-4

**Interceptions** UF—Weary 1-0; UA—Powell 1-22, Jackson 1-0

**2000 SEC CHAMPIONSHIP GAME****#7 FLORIDA 28, #18 AUBURN 6**

December 2, 2000 // Attendance: 73,427

Georgia Dome // Atlanta, Ga.

Florida took advantage of three Auburn turnovers and jumped out to a 21-0 second quarter lead en route to a 28-6 victory over the Tigers. On Auburn's first play from scrimmage, Florida's Mike Nattiel recovered a Tiger fumble following a 10-yard pass play. Five plays later, Florida quarterback Rex Grossman found Reche Caldwell in the end zone for a 10-yard touchdown pass and 7-0 lead. Two series later, Florida's Lito Sheppard prevented an Auburn score as he intercepted a Ben Leard pass at the Gator seven yard line. The interception set up Caldwell's second touchdown reception of the game as he caught a Grossman pass, beat a defender and rambled 66 yards for a 14-0 Gator lead. In the second quarter, Nattiel ended another Auburn scoring threat as he recovered his second fumble of the game at UF's 3 yard line. The turnover set up an eight play, 97-yard scoring drive which ended in Florida's third score - a 27 yard pass from Grossman to Gaffney. In all, Auburn turned the ball over four times (two interceptions, two fumbles) and had to settle for six points on two Damon Duval field goals.

Score by Quarters	1	2	3	4	Score
Florida	14	7	7	0	28
Auburn	0	3	3	0	6

Qtr	Time	Scoring Play	UF-AU
1st	13:09	UF—Caldwell 10-yd pass from Grossman (Chandler kick), 5-69 1:31	UF 7 - AU 0
	2:42	UF—Caldwell 66-yd pass from Grossman (Chandler kick), 3-69 1:35	UF 14 - AU 0
2nd	8:19	UF—Gaffney 27-yd pass from Grossman (Chandler kick), 8-97 2:47	UF 21 - AU 0
	0:00	AU—Duval 44-yd field goal, 5-38 0:35	UF 21 - AU 3
3rd	9:43	AU—Duval 21-yd field goal, 7-18 3:35	UF 21 - AU 6
	5:17	UF—Haugabrook 12-yd pass from Grossman (Chandler kick), 11-80 4:26	UF 28 - AU 6

Team Statistics	UF	AU
First Downs	20	19
Rushes-Yards (Net)	35-191	28-120
Passing Yards (Net)	238	208
Passes Att-Comp-Int.	17-26-1	23-43-2
Total Offense Plays-Yards	61-429	71-328
Punt Returns-Yards	2-30	1-13
Kickoff Returns-Yards	2-44	2-34
Punts-Average	4-44.5	5-41.2
Fumbles-Lost	4-2	3-2
Penalties-Yards	8-61	5-19
Possession Time	28:11	31:49
Sacks By: Number-Yards	1-2	1-21

**Passing** UF—Grossman 17-26-238-1 (4 TD)

AU—Leard 17-30-158-1, Klein 6-13-50-1

**Rushing** UF—Graham 19-169, Gillespie 11-45, Grossman 5-(-23)

AU—Evans 8-69, Johnson 17-47, 1-9, 1-(-2), 1-(-3)

**Receiving** UF—Gaffney 5-84 (TD), Caldwell 3-91 (2 TD), Gillespie 3-19, Walker 2-27, Haugabrook 2-10 (TD), Frazier 1-9, Graham 1-(-2)

AU—Evans 4-45, Diamond 4-42, Green 3-25, Robinson 3-24, Daniels 3-22, Johnson 2-21, Willis 1-10, Worthy 1-10, Carter 1-6, McIntyre 1-3

**Sacks** UF—Mitchell 1-2

AU—Johnson 1-21

**Interceptions** UF—Sheppard 2-31; AU—Crayton 1-3**2006 SEC CHAMPIONSHIP GAME****#4 FLORIDA 38, #8 ARKANSAS 28**

December 2, 2006 // Attendance: 73,374

Georgia Dome // Atlanta, Ga.

Florida scored second-half touchdowns on a muffed punt, a 67-yard run and a pass from a wide receiver en route to defeating No. 8 Arkansas, 38-28. With UF trailing 21-17 late in the third quarter, Arkansas fumbled a punt after trying to field it inside its own five-yard line, allowing Wondy Pierre-Louis to pounce on the ball in the endzone for a touchdown that gave Florida a 24-21 lead. Percy Harvin rushed for a 67-yard touchdown on Florida's first play of the fourth quarter, widening the lead to 31-21. The Hogs quickly cut the margin back to three points, at 31-28, when wide receiver Cedric Washington hit running back Felix Jones for a 29-yard score on a double pass with 12:29 left to play. Florida responded on its next drive, with an eight-play, 80-yard drive that ended in a five-yard touchdown pass from wide receiver Andre Caldwell to tight end Tate Casey for the final score. Reggie Nelson and Ryan Smith sealed Florida's win with fourth-quarter interceptions, with Smith's coming in UF's own endzone on Arkansas' final drive.

Score by Quarters	1	2	3	4	Score
Arkansas	0	7	14	7	28
Florida	3	14	7	14	38

Qtr	Time	Scoring Play	UA-UF
1st	6:10	UF—Hetland 33-yd field goal, 6-47 2:25	UA 0 - UF 3
2nd	8:54	UF—Leak 9-yd run (Hetland kick), 1-9 0:29	UA 0 - UF 10
	4:02	UF—Harvin 37-yd pass from Leak (Hetland kick), 8-74 3:23	UA 0 - UF 17
	1:55	UA—Monk 48-yd pass from Dick (Davis kick), 3-66 2:07	UA 7 - UF 17
3rd	12:06	UA—F. Jones 2-yd pass from McFadden (Davis kick), 7-32 2:18	UA 14 - UF 17
	8:33	UA—A. Robinson 40-yd interception return (Davis kick)	UA 21 - UF 17
	3:47	UF—Pierre-Louis 0-yd fumble recovery (Hetland kick)	UA 21 - UF 24
4th	14:22	UF—Harvin 67-yd run (Hetland kick), 1-67 0:30	UA 21 - UF 31
	12:29	UA—F. Jones 29-yd pass from Washington (Davis kick), 4-63 1:53	UA 28 - UF 31
	9:04	UF—Casey 5-yd pass from Caldwell (Hetland kick), 8-80 3:25	UA 28 - UF 38

Team Statistics	UA	UF
First Downs	18	17
Rushes-Yards (Net)	35-132	30-202
Passing Yards (Net)	179	194
Passes Att-Comp-Int.	12-26-3	17-31-2
Total Offense Plays-Yards	61-311	61-396
Punt Returns-Yards	2-(-4)	5-29
Kickoff Returns-Yards	4-68	3-23
Punts-Average	6-29.3	6-37.3
Fumbles-Lost	1-1	3-0
Penalties-Yards	5-25	8-67
Possession Time	31:58	28:02
Sacks By: Number-Yards	2-15	0-0

**Passing** UF—Leak 16-30-189-2 (TD), Caldwell 1-1-5-0 (TD)

UF—Dick 10-22-148-2 (TD), McFadden 1-3-2-1 (TD), Washington 1-1-29-0 (TD)

**Rushing** UF—Harvin 6-105 (TD), Moore 3-32, Tebow 8-31, Leak 11-19 (TD), Cornelius 1-17, Wynn 1-(-2)

UF—McFadden 21-73, Jones 13-57, Mustain 1-2

**Receiving** UF—Ingram 6-71, Harvin 5-62 (TD), Caldwell 3-31, Baker 2-25, Casey 1-5 (TD)

UF—Monk 3-69 (TD), Jones 2-31 (2 TD), McFadden 2-27, Williams 2-14, Cleveland 1-18, Houston 1-12, Washington 1-8

**Sacks** UF—none

UF—Kelly 1-8, Brown 0.5-3, Smith 0.5-4

**Interceptions** UF—Lewis 1-0, Nelson 1-0, Smith 1-0; UA—Robinson 1-40 (TD), Dacus 1-0



**2008 SEC CHAMPIONSHIP GAME**  
**#2 FLORIDA 31, #1 ALABAMA 20**  
 December 6, 2008 // Attendance: 75,892  
 Georgia Dome // Atlanta, Ga.

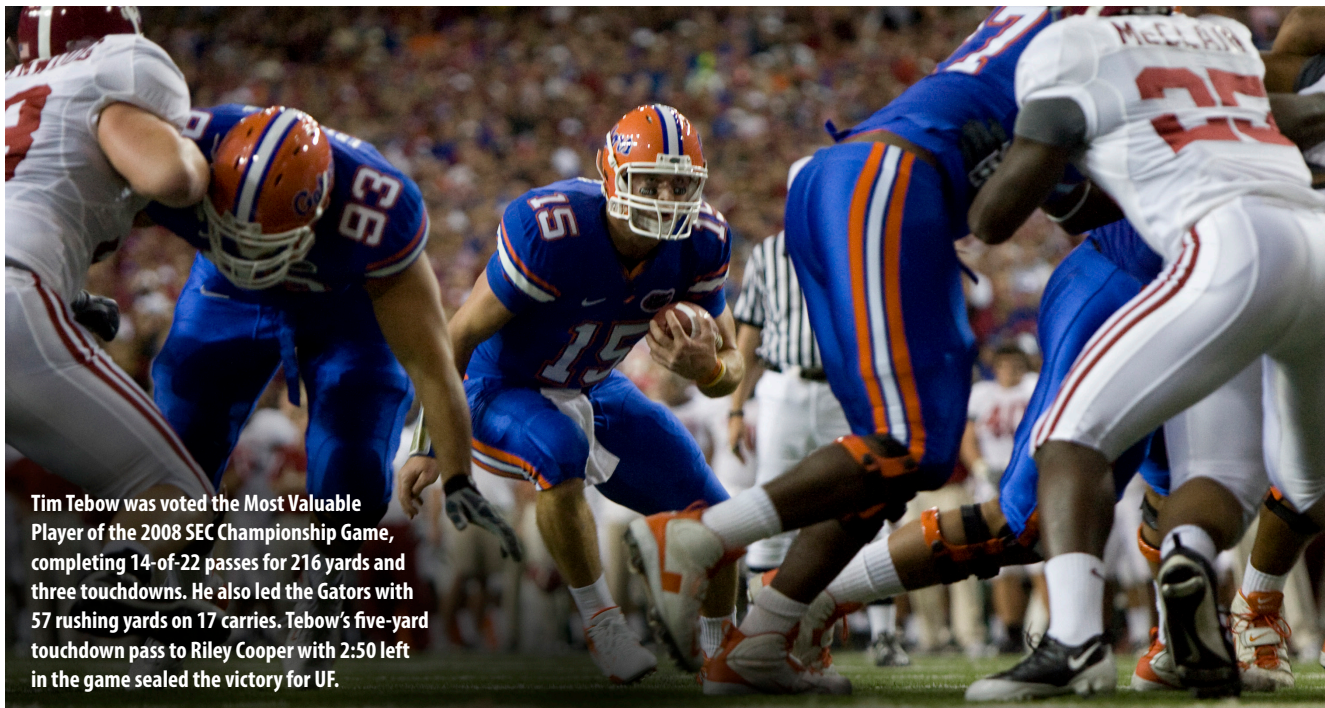
Florida defeated Alabama 31-20 to claim its eighth SEC title in school history. Florida scored 31 points on an Alabama defense that allowed just 11.5 points per game. The Florida offense drove down the field on its first drive and junior quarterback Tim Tebow connected with junior wideout Carl Moore for a 3-yard score. Alabama responded in just two plays, a 64-yard catch by Julio Jones followed by an 18-yard touchdown run from Glen Coffee, tying the game, 7-7. The Gator defense forced Alabama on its next possession to settle for a 30-yard field goal, giving the Crimson Tide a 10-7 advantage with 3:28 in the first, marking the first time that the Gators trailed in a game since the loss against Ole Miss on Sept. 27, 2008. Following an Alabama fake field goal that was broken up by sophomore defensive tackle Terron Sanders, junior receiver Riley Cooper had a 51-yard catch to put UF in scoring position. Senior kicker Jonathan Phillips connected on a 19-yard field goal to even the score, 10-10. Tebow found junior wide receiver David Nelson in the end zone for a five-yard touchdown and a 17-10 lead heading into the locker room at halftime. Alabama opened the second half with a 91-yard, 15-play scoring drive that ate up 6:53 on the clock. Mark Ingram punched it in from two yards out to tie the game, and Alabama took a 20-17 lead following a field goal at the end of the third quarter. The Gators answered on the following drive, as freshman running back Jeff Demps rushed for a one-yard score, giving UF a 24-21 lead. Following an Alabama punt, UF drove 65 yards to increase their lead to 31-20 on a five-yard reception by Cooper. An interception by sophomore cornerback Joe Haden with 1:39 remaining sealed the win.

Score by Quarters	1	2	3	4	Score
Alabama	10	0	10	0	20
Florida	7	10	0	14	31

Qtr	Time	Scoring Play	UA-UF
1st	8:17	UF—C. Moore 3-yd pass from Tebow (Phillips kick), 9-59 4:28	UA 0 - UF 7
	7:23	UA—Coffee 18-yd run (Tiffin kick), 2-82 0:54	UA 7 - UF 7
	3:28	UA—Tiffin 30-yd field goal, 5-12 2:15	UA 10 - UF 7
2nd	8:59	UF—Phillips 19-yd field goal, 8-67 3:51	UA 10 - UF 10
	2:59	UF—Nelson 5-yd pass from Tebow (Phillips kick), 9-57 4:20	UA 10 - UF 17
3rd	6:20	UA—Ingram 2-yd run (Tiffin kick), 15-91 6:53	UA 17 - UF 17
	0:08	UA—Tiffin 27-yd field goal, 10-65 3:40	UA 20 - UF 17
4th	9:21	UF—Demps 1-yd run (Phillips kick), 11-62 5:47	UA 20 - UF 24
	2:50	UF—Cooper 5-yd pass from Tebow (Phillips kick), 8-65 4:37	UA 20 - UF 31

Team Statistics	UA	UF
First Downs	18	19
Rushes-Yards (Net)	33-136	42-142
Passing Yards (Net)	187	216
Passes Att-Comp-Int.	12-25-1	14-22-0
Total Offense Plays-Yards	58-323	64-358
Punt Returns-Yards	2-20	3-25
Kickoff Returns-Yards	4-95	5-121
Punts-Average	4-41.0	3-47.7
Fumbles-Lost	0-0	0-0
Penalties-Yards	2-31	6-45
Possession Time	27:56	32:04
Sacks By: Number-Yards	1-2	1-11

- Passing** UF—Tebow 14-22-216-0 (3 TD)  
 UA—Parker Wilson 12-25-187-1
- Rushing** UF—Tebow 17-57, Demps 14-53 (TD), Moody 4-23, James 3-7, Murphy 1-4, Rainey 1-1, TEAM 2-(-3)  
 UA—Coffee 21-112 (TD), Ingram 8-21 (TD), Parker Wilson 3-2, Fitzgerald 1-1
- Receiving** UF—Murphy 4-86, Hernandez 3-43, Nelson 3-27 (TD), Cooper 2-56 (TD), C. Moore 1-3 (TD), K. Moore 1-1  
 UA—Jones 5-124, Walker 3-37, Hanks 3-19, Coffee 1-7
- Sacks** UF—Cunningham 1-11  
 UA—Deaderick 0.5-1, Fanney 0.5-1
- Interceptions** UF—Haden 1-24; UA—None



Tim Tebow was voted the Most Valuable Player of the 2008 SEC Championship Game, completing 14-of-22 passes for 216 yards and three touchdowns. He also led the Gators with 57 rushing yards on 17 carries. Tebow's five-yard touchdown pass to Riley Cooper with 2:50 left in the game sealed the victory for UF.

## FLORIDA FOOTBALL RING OF HONOR

### WILBER MARSHALL

A two-time consensus first-team All-American and the 1983 National Defensive Player of the Year, Marshall played linebacker for the Gators from 1980-83... ABC Television selected him as the National Defensive Player of the Year in 1983... Finalist for the Lombardi Award in both his junior and senior seasons... Finished his career with 343 tackles (210 solo), including a school-record 23 quarterback sacks... Was selected in 1999 as the Gainesville Sun's Defensive Player of the Century... First-round draft pick by the Chicago Bears in 1984 and enjoyed a 12-year career in the NFL... Was a three-time All-Pro selection (1986, '87, '92) and also earned a pair of Super Bowl rings with Chicago and Washington... In the 1985 season, he was part of a Bears' defensive unit which allowed the fewest yards, rushing yards and points per game in the NFL... Won another championship ring with the Redskins in the 1991 season... During his dozen NFL seasons, Marshall recorded 45 sacks and intercepted 23 passes, which he returned for 304 yards and three touchdowns... Recovered 16 fumbles, returning them for 70 yards and one touchdown... Among the few players who have recorded 20 sacks and 20 interceptions in their career... Has been nominated for the Pro Football Hall of Fame in Canton, Ohio, and was inducted into the College Football Hall of Fame in 2008... Inducted into Florida's Ring of Honor in September 2008.

### EMMITT SMITH

A unanimous first-team All-America selection, Smith finished seventh in the Heisman Trophy voting in 1989 and ninth in 1987... Three-time first-team All-SEC pick... SEC Player of the Year in 1989... SEC Freshman of the Year in 1987... Was enshrined at the College Football Hall of Fame in South Bend, Ind., during the 2006 ceremonies... Broke 58 school records en route to rushing for 3,928 yards and 36 touchdowns in only three seasons as a Gator... Rushed for 1,599 yards and 16 scores as a junior... First-round draft pick by the Dallas Cowboys in 1990... Enjoyed 15 seasons in the NFL with the Cowboys and Arizona Cardinals... The NFL's all-time leading rusher with 18,355 career yards, 164 touchdowns and three Super Bowl rings... Led the NFL in rushing four times (1991-93, 1995) and rushing touchdowns three times (1992, 1994, 1995)... NFL's Most Valuable Player in 1993, the MVP of Super Bowl XXVIII and made eight Pro Bowls throughout his career... Holds the career Super Bowl record for rushing touchdowns with five, and his 175 total touchdowns rank him second to only Jerry Rice's 207 scores... Sum of his rushing yards, receiving yards (3,224) and fumble return yards (-15), gave him a total of 21,564 yards from the line of scrimmage, making him one of only four players in NFL history to eclipse the 21,000-combined yards mark... Inducted into the Pro Football Hall of Fame in 2010... Inducted into Florida's Ring of Honor in September 2006.

### STEVE SPURRIER

The 1966 Heisman Trophy winner, Spurrier earned All-America status in 1965 and 1966 (unanimous)... Shattered every school record at the time for game, season and career in passing and total offense on his way to establishing numerous SEC marks... Completed 392 passes for 4,848 yards and 36 touchdowns in his UF career... Compiled a 122-27-1 record from 1990-2001, the most wins for a Gator coach in school history and a winning percentage (.817) that ranked among the top three in SEC history... The 1996 season saw the team capture its first-ever National Championship with a 52-20 win over rival Florida State in the Sugar Bowl... Led the Gators to six SEC titles (1991, 1993-96, 2000), second only to Paul "Bear" Bryant, and was a three-time SEC Coach of the Year recipient... Only coach in SEC history, and one of only two coaches in major college history, to lead a squad to six-straight seasons of 10 or more wins (1993-98)... Achieved 100 career victories at Florida in a faster time period (10th season, eighth game) than any major college coach at a school in the 20th century... One of only five major college coaches in history and only the second in SEC annals, to lead a school to 100 wins during a decade (102-22-1 at UF from 1990-99)... Coached UF to back-to-back National Championship Game appearances (1995, '96)... Became the first person to have both won a Heisman Trophy and to have coached a Heisman Trophy winner (Danny Wuerffel in 1996)... Inducted into Florida's Ring of Honor in September 2006.

### DANNY WUERFFEL

Perhaps the most decorated player in Florida's football history, Wuerffel won the 1996 Heisman Trophy while quarterbacking the Gators to the consensus national championship... Led UF to four SEC titles and a pair of national championship games... Only Heisman Trophy recipient to receive the Draddy Scholarship Trophy, which is presented by the National Football Foundation and the College Football Hall of Fame to the nation's top football scholar-athlete... First-team All-America selection in 1995 and 1996 and two-time recipient of the O'Brien National Quarterback of the Year Award in those same campaigns... Completed his Gator career completing 708 of 1,170 passes for 10,875 yards with 114 touchdown passes, best in SEC history and second-most in major college history... Career pass efficiency rating of 163.56 was the best in major college history and his percentage of passes which went for a touchdown (9.74) ranked first in collegiate history... In 1995, his efficiency rating of 178.4 set a single-season collegiate record... During his Heisman-winning season of 1996, he completed 207 of 360 passes for 3,625 yards (an SEC record at the time) for 39 touchdowns (leading the nation and tops in SEC history) and his efficiency rating of 170.6 made him the first quarterback to ever post a rating of 170 or better in back-to-back years... Named to the Gainesville Sun's UF Team of the Century in 1999 and was chosen the century's top Gator offensive player by that publication... Inducted into Florida's Ring of Honor in September 2006... Inducted into the College Football Hall of Fame in 2013.

### JACK YOUNGBLOOD

Regarded as best defensive end in Gator history... Named to All-SEC team for decade of the 1970s, and went on to become an All-Pro star with the Los Angeles Rams after being a first-round draft selection in 1971... Was the Most Outstanding Player in the 1971 Senior Bowl... Was enshrined into the College Football Hall of Fame in 1992 and became the first player from Florida to be inducted into the NFL Hall of Fame in 2001... After leading the team with 66 tackles in 1969, he made All-America the following season... The Rams' defensive captain, he was a three-time winner of the Dan Reeves Award given to that team's Most Valuable Player each season... Was All-Pro in 1974, 1975, 1976, 1978 and 1979 and All-NFC seven times... Played in seven-straight Pro Bowls following each season from 1973 to 1979... Rams played in five NFC championship games and advanced to Super Bowl XIV following the 1979 season... Played in a Rams' record 201-consecutive games and only missed one game in 14 seasons, which came in his final year in 1984... Inducted into Florida's Ring of Honor in September 2006.

*For a player or coach to merit consideration for induction into the Ring of Honor, at least one of the following criteria must be met. In addition, the individual must be five years removed from UF and must be in good standing with the institution.*

- Heisman Trophy winners
- Former UF All-Americans inducted into the Pro Football Hall of Fame as an NFL player
- Former UF All-Americans who are NFL career category leaders
- Collegiate career category leaders
- Coaches with UF National Championships
- Coaches with at least three UF SEC Championships
- Players with three or more consensus All-America honors (AP, Walter Camp, Sporting News, AFCA, FWAA, UPI)
- Two-Time National Offensive/Defensive Players of Year (AP, Walter Camp, Sporting News, AFCA, FWAA, UPI)



**HEISMAN TROPHY WINNERS**

- Florida is one of two schools in the SEC to have three Heisman winners.
- Florida is one of 10 schools nationally to have three or more winners of the prestigious award.
- Florida is one of only three schools in the nation with three Heisman-winning quarterbacks.
- Florida is one of four schools to have multiple Heisman winners since 1996.
- Steve Spurrier became the first Heisman winner (1966) to coach a Heisman recipient (Danny Wuerffel in 1996).
- Danny Wuerffel is just one of 13 Heisman winners to lead his team to a national championship, pulling off the feat in 1996.
- Tim Tebow became the first sophomore ever to win the Heisman Trophy, claiming the award in 2007.
- ESPN's telecast of the 2007 Heisman Trophy presentation became the network's most-viewed ever in households and total viewers and tied for the highest-rated as Tim Tebow won the coveted award.

*\*\*See page 92 for a complete listing of Florida's Heisman Trophy finalists and where they finished in the voting.*

**HEISMAN WINNERS IN THE SEC  
(By School)**

FLORIDA	3
Auburn	3
Alabama	2
Georgia	2
Texas A&M	2
LSU	1
South Carolina	1

**DID YOU KNOW?**

In the 2008 Heisman Trophy race, Tim Tebow finished third overall despite tallying 309 first-place votes. It was the most first-place points for a non-winner since 1953, when Paul Giel from Minnesota finished with 366 first-place votes and did not win the award. Giel finished second overall in the voting to John Lattner (Notre Dame).



**HEISMAN TROPHY BALLOTING**

1966 (Name, School)	1st	2nd	3rd	Total
<b>STEVE SPURRIER, FLORIDA</b>	<b>433</b>	<b>150</b>	<b>80</b>	<b>1,659</b>
Bob Griese, Purdue	184	95	74	816
Nick Eddy, Notre Dame	39	120	99	456
1996 (Name, School)	1st	2nd	3rd	Total
<b>DANNY WUERFFEL, FLORIDA</b>	<b>300</b>	<b>158</b>	<b>147</b>	<b>1,363</b>
Troy Davis, Iowa St.	209	206	135	1,174
Jake Plummer, Arizona St.	116	113	111	685
2007 (Name, School)	1st	2nd	3rd	Total
<b>TIM TEBOW, FLORIDA</b>	<b>462</b>	<b>229</b>	<b>113</b>	<b>1,957</b>
Darren McFadden, Arkansas	291	355	120	1,703
Colt Brennan, Hawaii	54	114	242	632





## ALL-AMERICANS

AFC A - American Football Coaches Association

CP - Central Press

AP - Associated Press

FWAA - Football Writers Association of America

YEAR	NAME	POSITION	TEAM
1928	Dale Van Sickle	End	1st Team AP; 1st Team NEA; 1st Team Grantland Rice
1941	Fergie Ferguson	End	1st Team NEA; 1st Team Grantland Rice
1952	Charles LaPradd	Tackle	1st Team AP; 1st Team New York News
1956	John Barrow	Guard	1st Team FWAA
1958	Vel Heckman	Tackle	1st Team FWAA; 3rd Team AP
1960	Vic Miranda	Guard	Honorable Mention AP
1964	Larry Dupree	Fullback	1st Team AFCA
	Dennis Murphy	Tackle	1st Team Football News
1965	Bruce Bennett	Defensive Back	1st Team UPI
	Charles Casey	Wide Receiver	1st Team AP; 1st Team AFCA
	Larry Gagner	Guard	1st Team NBC; 1st Team Football News
	Lynn Matthews	Defensive End	1st Team NEA
	Steve Spurrier	Quarterback	1st Team FWAA
1966	Bill Carr	Center	1st Team Time; 1st Team Football News
	Steve Spurrier	Quarterback	1st Team AP; 1st Team UPI; 1st Team FWAA; 1st Team AFCA; 1st Team NEA; 1st Team Sporting News; 1st Team Football News; 1st Team Time; 1st Team CP; 1st Team NBC; 1st Team New York News
1968	Guy Dennis	Guard	1st Team UPI; 1st Team New York News; 1st Team Walter Camp
	Larry Smith	Fullback	1st Team Sporting News; 1st Team Football News
1969	Carlos Alvarez	Wide Receiver	1st Team UPI; 1st Team NEA; 1st Team AFCA; 1st Team Football News; 1st Team New York News; 1st Team Walter Camp; 3rd Team AP
	Steve Tannen	Defensive Back	1st Team Football News; 1st Team Time; Honorable Mention AP
	Tommy Durrance	Running Back	Honorable Mention AP
	David Ghesquiere	Defensive End	Honorable Mention AP
	John Reaves	Quarterback	Honorable Mention AP
	Mac Steen	Guard	Honorable Mention AP
1970	Jack Youngblood	Defensive End	1st Team CP; 1st Team FWAA; 1st Team Sporting News; 1st Team Football News; 1st Team Time; 2nd Team AP
	Jim Yancey	Tight End	Honorable Mention AP
1971	John Reaves	Quarterback	1st Team Time
1972	Fred Abbott	Linebacker	Honorable Mention AP
	Nat Moore	Running Back	Honorable Mention AP
1973	Ricky Browne	Defensive End	Honorable Mention AP
	Ralph Ortega	Linebacker	Honorable Mention AP
	Jim Revels	Defensive Back	Honorable Mention AP
1974	Burton Lawless	Guard	1st Team NEA
	Ralph Ortega	Linebacker	1st Team Time; 1st Team Sporting News
	Glenn Cameron	Linebacker	3rd Team AP
	Lee McGriff	Wide Receiver	Honorable Mention AP
1975	Sammy Green	Linebacker	1st Team AP; 1st Team NEA; 1st Team FWAA
	Jimmy DuBose	Running Back	2nd Team AP
	Mike Williams	Offensive Tackle	Honorable Mention AP
1976	Wes Chandler	Wide Receiver	1st Team NEA; 1st Team Football News; 3rd Team AP
1977	Wes Chandler	Wide Receiver	1st Team UPI; 1st Team NEA; 1st Team Sporting News; 1st Team Football News; 2nd Team AP
	Scot Brantley	Linebacker	Honorable Mention AP
	Scott Hutchinson	Guard	Honorable Mention AP
1978	Cris Collinsworth	Wide Receiver	2nd Team AP
	Scot Brantley	Linebacker	Honorable Mention AP

NBC - National Broadcasting Company

UPI - United Press International

NEA - Newspaper Enterprise of America

YEAR	NAME	POSITION	TEAM
1979	Cris Collinsworth	Wide Receiver	Honorable Mention AP
	David Little	Linebacker	Honorable Mention AP
1980	David Little	Linebacker	1st Team AP; 1st Team FWAA; 1st Team Football News
	Cris Collinsworth	Wide Receiver	1st Team NEA; 2nd Team AP
	Chris Faulkner	Tight End	Honorable Mention AP
	David Galloway	Defensive Tackle	Honorable Mention AP
	Tim Golden	Defensive End	Honorable Mention AP
	Tim Groves	Defensive Back	Honorable Mention AP
1981	David Galloway	Defensive Tackle	3rd Team AP
	Brian Clark	Place Kicker	Honorable Mention AP
	Fernando Jackson	Linebacker	Honorable Mention AP
	James Jones	Fullback	Honorable Mention AP
	Tony Lilly	Defensive Back	Honorable Mention AP
	Wilber Marshall	Linebacker	Honorable Mention AP
1982	Wilber Marshall	Linebacker	1st Team AP; 1st Team FWAA; 3rd Team Football News
	James Jones	Fullback	3rd Team Football News; Honorable Mention AP; Honorable Mention UPI
1983	Wilber Marshall	Linebacker	1st Team AP; 1st Team Walter Camp; 1st Team UPI; 1st Team AFCA; 1st Team Football News
	Tony Lilly	Defensive Back	2nd Team Football News; Honorable Mention AP
	Phil Bromley	Center	Honorable Mention AP
	Dwayne Dixon	Wide Receiver	Honorable Mention AP
	Wayne Peace	Quarterback	Honorable Mention AP
1984	Lomas Brown	Offensive Tackle	1st Team AP; 1st Team AFCA; 1st Team FWAA; 1st Team Walter Camp; 1st Team Sporting News; 2nd Team UPI; 3rd Team Football News
	Alonzo Johnson	Linebacker	1st Team Sporting News; 2nd Team Football News; 2nd Team UPI; 3rd Team AP
	Phil Bromley	Center	2nd Team AP; 2nd Team Football News
	Tim Newton	Defensive Guard	2nd Team AP
	Neal Anderson	Running Back	Honorable Mention AP
	Crawford Ker	Offensive Tackle	Honorable Mention AP
	Jeff Zimmerman	Guard	Honorable Mention AP
1985	Alonzo Johnson	Linebacker	1st Team Football News; 1st Team Scripps Howard; 1st Team College & Pro Weekly; 1st Team Sporting News; 2nd Team UPI; 3rd Team AP
	Jeff Zimmerman	Guard	1st Team Football News; 1st Team Walter Camp; 1st Team Sporting News; 2nd Team UPI; 3rd Team AP
	Neal Anderson	Running Back	Honorable Mention AP
	Kerwin Bell	Quarterback	Honorable Mention AP
	Jarvis Williams	Defensive Back	Honorable Mention AP
	John L. Williams	Fullback	Honorable Mention AP
	Keith Williams	Defensive Tackle	Honorable Mention AP
1986	Jarvis Williams	Defensive Back	1st Team Football News; 2nd Team Sporting News; Honorable Mention AP
	Jeff Zimmerman	Guard	1st Team Walter Camp; 2nd Team Football News; Honorable Mention AP
	Ricky Nattiel	Wide Receiver	2nd Team Sporting News; Honorable Mention AP
	Adrian White	Defensive Back	2nd Team UPI; Honorable Mention AP
	Kerwin Bell	Quarterback	Honorable Mention AP
	Clifford Charlton	Linebacker	Honorable Mention AP
	Keith Williams	Defensive Tackle	Honorable Mention AP

## ALL-AMERICANS

YEAR	NAME	POSITION	TEAM
1987	Louis Oliver	Defensive Back	1st Team Sporting News; 2nd Team UPI; 3rd Team Football News; 3rd Team AP
	Clifford Charlton	Linebacker	1st Team Sporting News; Honorable Mention AP
	Jarvis Williams	Defensive Back	1st Team Walter Camp; 1st Team College & Pro Weekly; Honorable Mention AP
	David Williams	Offensive Tackle	2nd Team Football News; Honorable Mention AP
	Emmitt Smith	Running Back	Honorable Mention AP
	Rhondy Weston	Defensive Tackle	Honorable Mention AP
1988	Louis Oliver	Free Safety	1st Team AP; 1st Team AFCA; 1st Team Walter Camp; 1st Team College & Pro Weekly; 1st Team Scripps Howard; 2nd Team Sporting News; 2nd Team Football News
	Trace Armstrong	Defensive Tackle	1st Team Sporting News; 2nd Team Football News; Honorable Mention AP
	Jeff Roth	Guard	2nd Team Sporting News
	David Williams	Offensive Tackle	2nd Team Football News; Honorable Mention AP; Honorable Mention Sporting News
	John David Francis	Place Kicker	Honorable Mention AP
	Huey Richardson	Linebacker	Honorable Mention Sporting News
	Emmitt Smith	Running Back	Honorable Mention AP; Honorable Mention Sporting News
	Rhondy Weston	Defensive Tackle	Honorable Mention AP; Honorable Mention Sporting News
1989	Emmitt Smith	Running Back	1st Team AP; 1st Team UPI; 1st Team AFCA; 1st Team Walter Camp; 1st Team Scripps Howard; 1st Team FWAA; 1st Team Football News; 1st Team Sporting News
	Richard Fain	Cornerback	2nd Team UPI; Honorable Mention Sporting News
	John Durden	Offensive Tackle	Honorable Mention Sporting News
	Godfrey Myles	Linebacker	Honorable Mention Sporting News
	Huey Richardson	Linebacker	Honorable Mention Sporting News; Honorable Mention
1990	Huey Richardson	Linebacker	1st Team AP; 1st Team Football News; 2nd Team UPI; 2nd Team Sporting News
	Will White	Free Safety	1st Team FWAA; 2nd Team UPI; 2nd Team Sporting News; 3rd Team AP
	Kirk Kirkpatrick	Tight End	2nd Team AP; 2nd Team UPI; 2nd Team Sporting News; 2nd Team Football News
	Richard Fain	Cornerback	2nd Team United-Press International (UPI)
	Shane Matthews	Quarterback	Honorable Mention UPI
1991	Brad Culpepper	Defensive Tackle	1st Team AP; 1st Team Football News; 1st Team AFCA; 1st Team Scripps Howard; 1st Team Sporting News
	Cal Dixon	Center	2nd Team AP; 2nd Team Football News; 2nd Team Sporting News
	Shane Matthews	Quarterback	2nd Team Football News; 3rd Team AP
	Shayne Edge	Punter	2nd Team Sporting News; Honorable Mention Football News
	Hesham Ismail	Guard	3rd Team AP; Honorable Mention Football News
	Arden Czynewski	Place Kicker	Honorable Mention Football News
	Willie Jackson	Wide Receiver	Honorable Mention Football News
	Tony McCoy	Defensive Tackle	Honorable Mention Football News
	Tim Paulk	Linebacker	Honorable Mention Football News
	Errict Rhett	Running Back	Honorable Mention Football News
	Will White	Free Safety	Honorable Mention Football News
1992	Shane Matthews	Quarterback	2nd Team UPI; Honorable Mention Football News
	Shayne Edge	Punter	Honorable Mention Football News
	Harrison Houston	Wide Receiver	Honorable Mention Football News
	Willie Jackson	Wide Receiver	Honorable Mention Football News
	Carlton Miles	Linebacker	Honorable Mention Football News; Honorable Mention UPI

YEAR	NAME	POSITION	TEAM
	Errict Rhett	Running Back	Honorable Mention Football News
	Jim Watson	Guard	Honorable Mention Football News
	Will White	Free Safety	Honorable Mention Football News
1993	Judd Davis	Place Kicker	1st Team UPI; 3rd Team AP; Honorable Mention Football News
	Shayne Edge	Punter	Honorable Mention Football News
	William Gaines	Defensive Tackle	3rd Team AP; Honorable Mention UPI; Honorable Mention Football News
	Reggie Green	Offensive Tackle	Honorable Mention Football News; Honorable Mention UPI
	Jack Jackson	Wide Receiver	Honorable Mention Football News
	Willie Jackson	Wide Receiver	Honorable Mention Football News
	Larry Kennedy	Cornerback	Honorable Mention Football News
	Jason Odom	Offensive Tackle	Honorable Mention Football News
	Errict Rhett	Running Back	1st Team Football News; Honorable Mention United-Press International (UPI)
	Ed Robinson	Linebacker	Honorable Mention Football News
	Jim Watson	Guard	Honorable Mention Football News
	Danny Wuerffel	Quarterback	Honorable Mention Football News
1994	Jack Jackson	Wide Receiver	1st Team AP; 1st Team AFCA; 1st Team College Sports; 1st Team Football News; 1st Team FWAA; 1st Team Scripps Howard; 1st Team Sporting News; 1st Team UPI
	Kevin Carter	Defensive End	1st Team College Sports; 1st Team Football News; 1st Team Sporting News; 1st Team UPI; 1st Team Walter Camp; 2nd Team AP
	Jason Odom	Offensive Tackle	2nd Team Football News; 3rd Team AP; Honorable Mention UPI
	Judd Davis	Place Kicker	Honorable Mention UPI; Honorable Mention Football News
	Shayne Edge	Punter	Honorable Mention UPI
	Ellis Johnson	Defensive Tackle	Honorable Mention UPI; Honorable Mention Football News
1995	Jason Odom	Offensive Tackle	1st Team AP; 1st Team AFCA; 1st Team Football News; 1st Team FWAA; 1st Team Sporting News; 1st Team UPI; 1st Team Walter Camp
	Danny Wuerffel	Quarterback	1st Team Football News; 2nd Team AP
	Chris Doering	Wide Receiver	2nd Team AP; 3rd Team Football News
	Lawrence Wright	Strong Safety	3rd Team Football News
	Mark Campbell	Defensive End	Honorable Mention Football News
	Ben Hanks	Linebacker	Honorable Mention Football News
1996	Reidel Anthony	Wide Receiver	1st Team AP; 1st Team Football Writers; 1st Team Sporting News; 1st Team Football News; Honorable Mention Football News
	Danny Wuerffel	Quarterback	1st Team AP; 1st Team Football News; 1st Team AFCA; 1st Team Sporting News
	Ike Hilliard	Wide Receiver	1st Team Football News; 1st Team AFCA; 2nd Team AP; 1st Team Walter Camp
	Donnie Young	Guard	2nd Team Football News; 2nd Team Sporting News
	Jeff Mitchell	Center	3rd Team AP; Honorable Mention Football News
	Anthone Lott	Cornerback	3rd Team Football News
	Fred Weary	Cornerback	Honorable Mention Football News
1997	Jacquez Green	Wide Receiver	1st Team AP; 1st Team FWAA; 1st Team Walter Camp; 2nd Team Sporting News; 3rd Team Football News
	Fred Weary	Cornerback	1st Team Football News; 1st Team Walter Camp; 1st Team Sporting News; 1st Team AFCA; 2nd Team AP

YEAR	NAME	POSITION	TEAM
	Fred Taylor	Running Back	1st Team Walter Camp; 3rd Team AP; 3rd Team Sporting News; Honorable Mention Football News
	Ed Chester	Defensive Tackle	3rd Team AP
1998	Jevon Kearse	Linebacker	1st Team Walter Camp; 1st Team Football News; 2nd Team AP; 2nd Team Sporting News
	Mike Peterson	Linebacker	1st Team Sporting News; 2nd Team AP; Honorable Mention Football News
	Ed Chester	Defensive Tackle	2nd Team AP
	Travis McGriff	Wide Receiver	3rd Team AP; 3rd Team Football News; 3rd Team Sporting News
	Tony George	Strong Safety	Honorable Mention Football News
1999	Alex Brown	Defensive End	1st Team Walter Camp; 1st Team Football News; 2nd Team AP; 3rd Team Sporting News
	Jeff Chandler	Place Kicker	2nd Team AP; 2nd Team Sporting News; Honorable Mention Football News
	Darrell Jackson	Wide Receiver	3rd Team Football News
2000	Lito Sheppard	Defensive Back	1st Team AP; 1st Team AFCA; 1st Team CNN/Sports Illustrated; 1st Team FWAA; 1st Team Sporting News; 2nd Team ABC Sports BCS Football.com; 2nd Team College Football News; 2nd Team Sporting News
	Jabar Gaffney	Wide Receiver	1st Team College Football News; 2nd Team ABC Sports BCS Football.com; 3rd Team AP; Honorable Mention Football News
	Kenyatta Walker	Offensive Tackle	2nd Team AP; 2nd Team Walter Camp; 3rd Team Football News
	Alex Brown	Defensive End	2nd Team ABC Sports BCS Football.com; 2nd Team Walter Camp; 3rd Team AP; Honorable Mention College Football News
	Mike Pearson	Offensive Tackle	2nd Team ABC Sports BCS Football.com
	Jeff Chandler	Place Kicker	Honorable Mention Football News
2001	Alex Brown	Defensive End	1st Team AP; 1st Team Walter Camp; 1st Team FWAA; 2nd Team Sporting News; 2nd Team Football News
	Jabar Gaffney	Wide Receiver	1st Team AP; 1st Team AFCA; 1st Team Walter Camp; 1st Team FWAA; 1st Team Football News; 1st Team Sporting News
	Rex Grossman	Quarterback	1st Team AP; 1st Team Walter Camp; 1st Team Football News; 3rd Team Sporting News
	Mike Pearson	Offensive Line	1st Team AP; 1st Team FWAA; 1st Team Sporting News; 2nd Team Football News
	Lito Sheppard	Cornerback	2nd Team AP; 2nd Team Sporting News
	Andra Davis	Linebacker	2nd Team Sporting News; 3rd Team AP
	Zac Zedalis	Center	4th Team Sporting News
	Reche Caldwell	Wide Receiver	Honorable Mention Football News
2002	Mike Degory	Center	The Sporting News All-Freshman; Scripps/FWAA All-Freshman
2003	Channing Crowder	Linebacker	Scripps/FWAA Freshman All-America Team; Rivals.com Freshman All-America Team
	Chris Leak	Quarterback	Scripps/FWAA Freshman All-America Team; Rivals.com Freshman All-America Team
	Ray McDonald	Defensive Tackle	Scripps/FWAA Freshman All-America Team
	Keiwan Ratliff	Cornerback	1st Team AP; 1st Team Walter Camp; 1st Team FWAA; 1st Team Sporting News; 1st Team Rivals.com; 1st Team Sports Illustrated.com; 1st Team CSTV
	Shannon Snell	Guard	1st Team Sporting News
	Ben Troupe	Tight End	1st Team Rivals.com; 1st Team Sports Illustrated.com; 1st Team CSTV; 2nd Team AP; 2nd Team Sporting News

YEAR	NAME	POSITION	TEAM
	Eric Wilbur	Punter	Rivals.com Freshman All-America Team
2004	Channing Crowder	Linebacker	ESPN All-America Team
	Ciatrick Fason	Running Back	Honorable Mention Sports Illustrated.com
	Brandon Siler	Linebacker	Scripps/FWAA Freshman All-America Team; Rivals.com Freshman All-America Team
2005	Chad Jackson	Wide Receiver	Honorable Mention Pro Football Weekly
2006	Percy Harvin	Wide Receiver	Scripps/FWAA Freshman All-America Team; Rivals.com Freshman All-America Team; 2nd Team Sporting News Freshman All-America Team
	Brandon James	Kick Returner	Rivals.com Freshman All-America Team; Honorable Mention Sporting News Freshman All-America Team
	Reggie Nelson	Safety	1st Team Walter Camp; 1st Team AP; 1st Team FWAA; 1st Team All-American Football Foundation; 1st Team Rivals.com
	Brandon Siler	Linebacker	3rd Team AP
	Ryan Smith	Cornerback	2nd Team AP; 3rd Team Rivals.com
	Tim Tebow	Quarterback	Honorable Mention Sporting News Freshman All-America
2007	Joe Haden	Cornerback	1st Team CollegeFootballNews.com Freshman All-America; Honorable Mention Sporting News Freshman All-America Team
	Percy Harvin	Wide Receiver	1st Team Sporting News; 2nd Team Phil Steele; 2nd Team Rivals.com
	Aaron Hernandez	Tight End	Honorable Mention CollegeFootballNews.com Freshman All-America
	Brandon James	Kick Returner	1st Team Phil Steele; 2nd Team Sporting News; 2nd Team Rivals.com; Honorable Mention CollegeFootballNews.com
	Maurkice Pouncey	Guard	1st Team Freshman All-America CollegeFootballNews.com; 1st Team Freshman All-America Rivals.com; 2nd Team Sporting News Freshman All-America
	Brandon Spikes	Linebacker	Honorable Mention CollegeFootballNews.com
	Tim Tebow	Quarterback	1st Team AP; 1st Team FWAA; 1st Team Walter Camp; 1st Team ESPN.com; 1st Team CBSsports.com; 1st Team SI.com; 1st Team Sporting News; 1st Team CollegeFootballNews.com; 1st Team Phil Steele; 1st Team Rivals.com
	Major Wright	Safety	1st Team CollegeFootballNews.com Freshman All-America; 2nd Team Rivals.com Freshman All-America; Honorable Mention Sporting News Freshman All-America
2008	Ahmad Black	Safety	CollegeFootballNews.com 2nd Team All-Sophomore Selection
	Jeff Demps	Running Back	CBSsports.com Midseason Freshman All-American; CollegeFootballNews.com All-Freshman Honorable Mention
	Carlos Dunlap	Defensive End	CollegeFootballNews.com 2nd Team All-Sophomore Selection
	Joe Haden	Cornerback	CollegeFootballNews.com All-Sophomore Selection
	Percy Harvin	All-Purpose	1st Team AFCA; Walter Camp 2nd Team; AP 2nd Team; Sports Illustrated 2nd Team; Phil Steele 2nd Team; Rivals.com 1st Team
	Aaron Hernandez	Tight End	CollegeFootballNews.com All-Sophomore Honorable Mention
	Will Hill	Safety	CollegeFootballNews.com 2nd Team All-Freshman
	Brandon James	Punt Returner	Sporting News 1st Team; Rivals.com 1st Team; Phil Steele 1st Team
		Special Teams	FWAA 1st Team
		Kick Returner	Sports Illustrated Honorable Mention



## ALL-AMERICANS


YEAR	NAME	POSITION	TEAM
		Return Specialist	Pro Football Weekly Honorable Mention
	Janoris Jenkins	Cornerback	FWAA Freshman All-American; Sporting News' Freshman All-American; CollegeFootballNews.com All-Freshman Selection
	Maurkice Pouncey	Center	CollegeFootballNews.com All-Sophomore Selection
	Mike Pouncey	Guard	CollegeFootballNews.com All-Sophomore Selection
	Chris Rainey	Running Back	CollegeFootballNews.com All-Freshman Honorable Mention
	Brandon Spikes	Linebacker	AFCA Coaches'; Walter Camp 1st Team; Sports Illustrated 1st Team; FWAA 1st Team; Sporting News 1st Team; AP 1st Team; Pro Football Weekly Honorable Mention; Phil Steele 1st Team; Rivals.com 1st Team
	Tim Tebow	Quarterback	AP 3rd Team; Sports Illustrated Honorable Mention; Pro Football Weekly Honorable Mention; Phil Steele 2nd Team; Sporting News 2nd Team
	Phil Trautwein	Offensive Line	Sports Illustrated 2nd Team; Rivals.com 3rd Team
	Major Wright	Defensive Back	CollegeFootballNews.com All-Sophomore Hon. Mention
2009	Joe Haden	Cornerback	1st Team AFCA; 1st Team AP; 1st Team FWAA; 1st Team Sporting News; 1st Team Walter Camp; 1st Team CBSSports.com; 1st Team CollegeFootballNews.com; 1st Team DB Phil Steele; 1st Team Pro Football Weekly
	Aaron Hernandez	Tight End	1st Team AP; 1st Team Sporting News; 1st Team CollegeFootballNews.com; 2nd Team Phil Steele; Honorable Mention Pro Football Weekly
	Omar Hunter	Defensive Tackle	2nd Team All-Freshmen DL CollegeFootballNews.com
	Xavier Nixon	Offensive Line	All-Freshman Honorable Mention OL CollegeFootballNews.com
	Maurkice Pouncey	Center	1st Team FWAA; 1st Team Sporting News; 1st Team Walter Camp; 2nd Team AP; 1st Team CBSSports.com; 1st Team CB CollegeFootballNews.com; 1st Team Phil Steele; 1st Team Pro Football Weekly
	Mike Pouncey	Offensive Line	2nd Team AP; 1st Team Pro Football Weekly
	Brandon Spikes	Linebacker	1st Team AP; 1st Team Sporting News; 1st Team Walter Camp; 2nd Team CBSSports.com; 2nd Team Phil Steele; Honorable Mention Pro Football Weekly
	Tim Tebow	Quarterback	2nd Team AP; 2nd Team Sporting News; 2nd Team Walter Camp; 3rd Team Phil Steele; Honorable Mention CollegeFootballNews.com
2010	Ahmad Black	Safety	1st Team Rivals.com; 2nd Team AP
	Andre Debose	Kick Returner	Sporting News All-American All-Freshman Team
	Jon Halapio	Offensive Line	Sporting News All-American All-Freshman Team
	Chas Henry	Punter	1st Team Walter Camp; 1st Team AP; 1st Team Scout.com; 1st Team Rivals.com; 1st Team Sporting News
	Janoris Jenkins	Cornerback	3rd Team Rivals.com
2011	Chaz Green	Offensive Line	1st Team All-Freshmen Phil Steele; FWAA Freshman All-American
	Marcus Roberson	Defensive Back	2nd Team All-Freshmen Phil Steele
	De'Ante Saunders	Defensive Back	3rd Team All-Freshmen Phil Steele
	Caleb Sturgis	Kicker	1st Team ESPN.com; 2nd Team CBSSports.com; 2nd Team Walter Camp; 2nd Team Yahoo! Sports; 2nd Team Sports Illustrated; 2nd Team Rivals.com; 2nd Team AP; 3rd Team Phil Steele; Honorable Mention Pro Football Weekly
2012	Kyle Christy	Punter	2nd Team Walter Camp; 2nd Team Phil Steele; 3rd Team CBSSports.com; 3rd Team AP; Honorable Mention SI.com; Honorable Mention Pro Football Weekly

YEAR	NAME	POSITION	TEAM
	Matt Elam	Safety	1st Team Sporting News; 1st Team CBSSports.com; 1st Team AP; 1st Team SI.com; 2nd Team Walter Camp; 2nd Team Phil Steele
	Shariff Floyd	Defensive Line	1st Team Sporting News; 3rd Team AP; 3rd Team Phil Steele
	Dante Fowler, Jr.	Defensive Line	1st Team All-Freshman CBSSports.com; 2nd Team All-Freshman Phil Steele; 2nd Team All-Freshman FoxSportsNext.com; 2nd Team All-Freshman Scout.com
	D.J. Humphries	Offensive Line	1st Team All-Freshman Sporting News
	Caleb Sturgis	Kicker	1st Team Sporting News; 2nd Team CBSSports.com; 3rd Team AP; 3rd Team Phil Steele; Honorable Mention SI.com
2013	Dante Fowler, Jr.	Defensive Line	1st Team All-Sophomore College Football News
	Vernon Hargreaves III	Defensive Back	3rd Team AP; 1st Team All-Freshman College Football News; 1st Team All-Freshman FWAA; 1st Team All-Freshman 247 Sports; 1st Team All-Freshman Athlon Sports; 1st Team All-Freshman Sporting News
	Kelvin Taylor	Running Back	Honorable Mention All-Freshman Sporting News
2014	Dante Fowler, Jr.	Defensive End	2nd Team Sporting News; 2nd Team Walter Camp; 4th Team Phil Steele; Honorable Mention Sports Illustrated
	Vernon Hargreaves III	Cornerback	1st Team CBSSports.com; 1st Team ESPN.com; 1st Team Sporting News; 2nd Team AP; 2nd Team Fox Sports; 2nd Team Sports Illustrated; 2nd Team Walter Camp; 3rd Team Phil Steele
	Jalen Tabor	Cornerback	1st Team Freshman Sporting News; 2nd Team Freshman Scout.com
2015	Jon Bullard	Defensive Tackle	1st Team CBSSports.com; 1st Team PFF; 2nd Team Sporting News Honorable Mention SI.com
	Antonio Callaway	Wide Receiver/Punt Returner	1st Team CBSSports.com (PR); Honorable Mention SI.com (PR); All-Freshman Sporting News (WR)
	Mason Halter	Offensive Line	Honorable Mention SI.com
	Vernon Hargreaves III	Cornerback	1st Team Walter Camp; 1st Team AFCA; 1st Team AP; 1st Team FWAA; 1st Team Sporting News; 1st Team CBSSports.com; 2nd Team SI.com
	Marcus Maye	Safety	1st Team USA Today; 1st Team PFF; Honorable Mention SI.com
	Jalen Tabor	Cornerback	2nd Team Sporting News; Honorable Mention PFF; Honorable Mention SI.com
2016	Jarrad Davis	Linebacker	2nd Team CBSSports.com; 2nd Team Sporting News
	David Reese	Linebacker	All-Freshman FWAA; All-Freshman PFF
	Jalen Tabor	Cornerback	2nd Team FWAA; 2nd Team AFCA; 2nd Team CBSSports.com; 2nd Team SI.com; 3rd Team AP
	Jawaan Taylor	Offensive Line	All-Freshman ESPN.com; All-Freshman FWAA; All-Freshman PFF
	Johnny Townsend	Punter	1st Team CBSSports.com; 2nd Team Fox Sports


## FIRST TEAM ALL-AMERICANS BY POSITION

Includes all First Team All-Americans recognized by the Associated Press (AP), American Football Coaches Association (AFCA), Football Writers Association (FWAA), Sporting News and the Walter Camp Football Foundation.


### FIRST-TEAM ALL-AMERICA OFFENSIVE LINEMEN AND TIGHT ENDS




**JOHN BARROW**  
1956 // Guard




**LARRY GAGNER**  
1965 // Guard



**BILL CARR**  
1966 // Center




**GUY DENNIS**  
1968 // Guard



**BURTON LAWLESS**  
1974 // Guard



**LOMAS BROWN**  
1984 // Tackle



**JEFF ZIMMERMAN**  
1985, 1986 // Guard




**JASON ODOM**  
1995 // Tackle



**MIKE PEARSON**  
2001 // Tackle



**SHANNON SNELL**  
2003 // Guard



**AARON HERNANDEZ**  
2009 // Tight End



**MAURKICE POUNCEY**  
2009 // Center

#### John Barrow

Consensus All-American and SEC Lineman of the Year in 1956. Played in 1957 Senior Bowl game and North-South game. Became an All-CFL lineman with Hamilton, playing 15 seasons. Retired and became general manager at Toronto and other CFL teams prior to going into business in Canada. His son, Greg, was a UF letterman in 1980.

#### Larry Gagner

High school fullback converted to offensive guard. He started two seasons and helped lead the 1965 team into Sugar Bowl. Played in 1966 Senior Bowl and College All-Star game. Started on offensive line for Pittsburgh and Kansas City. Majored in art at Florida.

#### Bill Carr

Offensive captain for 1967 Orange Bowl team. Started 32 consecutive games at center and earned All-America honors as a senior. Played in 1967 Senior Bowl. Drafted by New Orleans but an ROTC commitment resulted in his entering U.S. Army and serving in Korea. UF Athletics Director (1980-86).

#### Guy Dennis

Offensive captain of 1968 team. Two-year All-SEC offensive guard. Came out of rural Walnut Hill in the Panhandle to become one of the finest linemen in Gator history. Played in 1969 North-South Senior Bowl. Played 10 years in the NFL, first with Cincinnati and then Detroit.

#### Burton Lawless

Noted as a pulling guard at Florida. Strong and agile, he started for three seasons on offensive line. Played in 1975 College All-Star game and Senior Bowl. Drafted by the Dallas Cowboys and started in the Super Bowl as a rookie. Pro career ended by serious farming accident. In 1999, named to the Gainesville Sun's UF Team of the Century.

#### Lomas Brown

A consensus All-American and All-SEC choice his senior season in 1984. Received the Jacobs Blocking Trophy (SEC's top blocker) in 1984; a first for UF. He was a starter throughout most of his four years at UF. He started 31 of his last 33 games and had 34 career starts, all at tackle. Participated in both the Hula Bowl and the Senior Bowl. Drafted in first round of NFL Draft by the Detroit Lions in 1985. Selected to the Pro Bowl in 1990, 1991, 1992, 1994 and 1995. In 1999, named to the Gainesville Sun's UF Team of the Century. Played for the Detroit Lions, Arizona Cardinals, Cleveland Browns and New York Giants, appearing in more NFL games (263) than any other former Gator.

#### Jeff Zimmerman

Selected first-team All-America by the Walter Camp Football Foundation and Sporting News in 1985. Became the first non-senior offensive lineman in school history to garner first-team All-America honors. First-team All-America selection by Walter Camp Foundation in 1986. First offensive lineman

at UF to be named first-team All-America in two seasons. Selected in the third round of the 1987 NFL Draft by the Dallas Cowboys.

#### Jason Odom

Named to virtually every first-team All-America team, including AP, FWAA, AFCA and Walter Camp. Named the recipient of the Jacobs Blocking Trophy as the SEC's premier blocker for second-straight year in 1995, the first player since 1982 to capture the award in back-to-back years. One of three finalists for the Outland Trophy, as well as one of 12 semifinalists for the Lombardi Award. A four-year starter who played in 49 games with 46 starts. Drafted in the fourth round of the 1996 NFL Draft by the Tampa Bay Buccaneers, he played for five seasons (1996-2000).

#### Mike Pearson

A two-time first-team All-SEC choice who garnered first-team All-America honors in 2001 from the AP, Football Writers Association of America and Sporting News. A second-round selection in the 2002 NFL Draft by Jacksonville. Played five seasons in the NFL for the Jaguars and Texans.

#### Shannon Snell

A first-team All-America selection by Sporting News. One of only two Gators on the offensive line to start every game at the same position, lining up at left guard in every contest in 2003. Saw time in 46 games with 36 starts during his career.


#### Aaron Hernandez

The first tight end in school history to be named an All-American, collecting honors from the AP and Sporting News. The first player from the SEC to be given the John Mackey Award, bestowed annually to the best collegiate tight end. Led the nation with 850 receiving yards and 68 catches by a tight end during the 2009 season, the most for his position in the SEC in over a decade. Established UF records for receptions by a tight end in a single season and in a career (111). Caught for 50-or-more yards in 14 games, accumulating 1,382 yards in three seasons as a Gator. Selected to the first-team All-SEC by the AP, Coaches, Phil Steele and Sporting News in 2009. Was a fourth-round selection in the 2010 NFL Draft by the New England Patriots. As a rookie he accumulated 563 yards receiving on 45 catches, including six touchdowns.

#### Maurkice Pouncey


A first-team All-America selection by the Walter Camp Football Foundation, Football Writers of America Association and Sporting News. Awarded the Rimington Trophy, given to the nation's best center, after the 2009 season. In 2009, collected 30 knock downs and earned a first-team All-SEC selection by the AP, Coaches' and Sporting News. Started at right guard as a true freshman, making 40 starts in 41 career games as a Gator. Entered the 2010 NFL Draft after his junior season and was selected 18th overall by the Pittsburgh Steelers. As a rookie, he started every regular season game.

## FIRST-TEAM ALL-AMERICA RUNNING BACKS




**LARRY DUPREE**

1964




**LARRY SMITH**

1968



**EMMITT SMITH**

1989



**ERRICT RHETT**

1993



**FRED TAYLOR**

1997

### Larry Dupree

In 1964, became only the third back in league history to earn first-team All-SEC for the third time. Captain and All-American that season. An explosive, quick and durable runner who was second on the all-time Florida rushing list with 1,725 yards in three seasons. Played in 1965 Coaches' All-American game.

### Larry Smith

In 1968, he became only the fifth offensive back in SEC history to earn All-SEC honors three-straight years. Top career rusher in Gator history with 2,186 yards from 1966-68. Topped career chart in rushing attempts with 520, touchdowns scored with 26 and in points scored with 156. Touchdown run of 94 yards versus Georgia Tech (1967) set Orange Bowl record. Played in NFL for Los Angeles (first-round selection) and Washington.

### Emmitt Smith

A consensus first-team All-America selection in 1989. Named SEC "Player of the Year" by league coaches in 1989. Finished seventh in 1989 Heisman Trophy balloting. Set 58 UF records and finished with 3,928 rushing yards, the top total in school history and fifth-best in SEC history at the time. A first-team All-SEC selection 1987-89. National Freshman of the Year in 1987 and ninth in Heisman balloting in 1987. First round NFL Draft pick by Dallas in 1990 and was the NFL Rookie of the Year. In 1991-93 and 1995, he led the NFL in rushing and was the NFL MVP in 1993. Holds NFL records for rushing yards (18,355) and rushing touchdowns (164). In 1999, named to the Gainesville Sun's UF Team of the Century. Inducted into Florida's Ring of Honor and the College Football Hall of Fame in 2006. Inducted into Pro Football Hall of Fame in 2010. Played 15 seasons for Dallas and Arizona and is a 3-time Super Bowl champion and 7-time Pro Bowler.

### Errict Rhett

Completed his career with 4,163 rushing yards, the top total in school history and fourth-best in SEC history. Caught 153 career passes, the top total in school history for a running back and third-best all-time in UF history. Became the first player in NCAA Division I-A history to rush for over 4,100 yards and catch 140 or more passes. Football News first-team All-America selection in 1993 and a first-team All-SEC choice in 1991 and 1993. Led the SEC in rushing yards in 1991 (1,109) and 1993 (1,289). Joined Emmitt Smith as the only UF players with two 1,000-yard rushing seasons. NFL second-round draft choice by Tampa Bay in 1994. 1994 NFC Offensive Rookie of the Year. He played seven seasons in the NFL for Cleveland, Baltimore and Tampa Bay.

### Fred Taylor

A first-team All-America selection in 1997 by the Walter Camp Football Foundation. In 1997, he was UF's leading rusher with 1,292 yards on 214 carries (6.0 avg.) and 13 touchdowns (led team). He had eight 100-yard rushing performances during the season. Was a third-team All-America pick by the AP and Sporting News, as well as a first-team All-SEC selection. Was a first-round selection in the 1998 NFL Draft by the Jacksonville Jaguars. He ranks No. 15 on the NFL's all-time rushing yards list with 11,695 and had seven 1,000-yard rushing seasons. Retired from the NFL following the 2010 season after a 13-year career with the Jaguars and Patriots.



## FIRST-TEAM ALL-AMERICA QUARTERBACKS



**STEVE SPURRIER**

1965, 1966

### Steve Spurrier


*1966 Heisman Trophy Recipient*

Two-year All-American, 1966 Heisman Trophy winner and SEC Player of the Year. Broke every school record for game, season and career in passing and total offense and all league records for passing. Was first player in history of Sugar Bowl to win MVP trophy for losing team following 20-18 loss to Missouri in which he broke six game records. Went on to play 10 years of professional football with San Francisco and Tampa, setting a 49ers' game mark by throwing five touchdown passes versus the Chicago Bears. Named to College Football Hall of Fame in 1986. Was inducted into Florida's Ring of Honor in September 2006. Currently the head coach at South Carolina.

	PA	PC	INT	YDS	PCT	TD
1966	291	179	8	2,012	.615	16
<b>Career</b>	<b>692</b>	<b>392</b>	<b>31</b>	<b>4,848</b>	<b>.566</b>	<b>36</b>

### John Reaves

A first-team All-American selection in 1971 that completed his career (1969-71) as Florida's, the SEC's, and the NCAA's all-time leading passer with 7,581 yards. Also set SEC record for career touchdown passes with 56. A first-round selection in the 1972 NFL Draft by Philadelphia. Played for the Eagles (1972-75), Cincinnati (1975-78), Minnesota (1979) and Houston (1981) in the NFL. Was QB for Steve Spurrier with Tampa Bay of USFL from 1983-85. Served as coach at Florida from 1990-94.



**JOHN REAVES**

1971

### Danny Wuerffel

*1996 Heisman Trophy Recipient*

A first-team All-American selection in 1995 and 1996 and the Heisman Trophy recipient in 1996. A two-time recipient of the O'Brien National Quarterback of the Year Award (1995-96). Finished his career completing 708 of 1,170 passes for 10,875 yards (fifth-best in major college history) with 114 touchdown passes, best in SEC history and second best in major college history. Career pass efficiency rating of 163.56 was best in major college history and his percentage of passes which went for a touchdown (9.74) ranked first in collegiate history. In 1995, his efficiency rating of 178.4 set a single-season collegiate record. In his Heisman-winning season of 1996, he completed 207 of 360 passes for 3,625 yards (SEC record) for 39 touchdowns (led the nation and tops in SEC history) and his efficiency rating of 170.6 made him the first QB to ever post a rating of 170 or better in back-to-back years. A two-time recipient of the GTE Academic All-America of the Year Award for football and the 1996 recipient of the Draddy Trophy (presented annually to the nation's premier scholar-athlete). Selected in the fourth round of 1997 NFL Draft by New Orleans. Played with the Saints (1997-99), Green Bay Packers (2000), Chicago Bears (2001) and Washington Redskins (2002). In 1999, named to the Gainesville Sun's UF Team of the Century. Also chosen the century's top Gator offensive player by that publication. Was inducted into Florida's Ring of Honor in September 2006. Currently serves as the Executive Director of Desire Street Ministries, which works to revitalize impoverished neighborhoods through spiritual and community development.

	PA	PC	INT	YDS	PCT	TD
1996	360	207	13	3,625	.575	39
<b>Career</b>	<b>1,170</b>	<b>708</b>	<b>42</b>	<b>10,875</b>	<b>.605</b>	<b>114</b>




**DANNY WUERFFEL**

1995, 1996

### Rex Grossman

Became the first sophomore quarterback in school history to garner first-team All-American honors in 2001. The runner up for the Heisman Trophy that year (became only the fifth sophomore ever to rank in the top two of that balloting), and was named the National Player of the Year by the AP. His 55 combined touchdown passes in 2000-01 ranked as the most for a player over the course of their combined freshman and sophomore seasons in major college history. Chosen in the first round by the Chicago Bears in the 2003 NFL Draft. He has played 11 NFL seasons with Chicago, Houston and Washington. Started Super Bowl XLI for the Bears.



**REX GROSSMAN**

2001



**TIM TEBOW**

2007


### Tim Tebow

*2007 Heisman Trophy Recipient*

The first sophomore ever to win the Heisman Trophy, Davey O'Brien Trophy and Maxwell Award. Named a first-team All-American by the AP, Walter Camp, Sporting News, Football Writers Association, CollegeFootballNews.com, ESPN.com, CBSSportsline.com and Phil Steele. Named the Player of the Year by the AP and CBSSports.com. A first-team Academic All-American. Recipient of the Walter V. Campbell Trophy in 2009. First player in NCAA history to pass and run for 20-or-more touchdowns in a single season. His 23 rushing touchdowns set an SEC record among all players and an NCAA single-season record for quarterbacks. Passed for 32 touchdowns and his 55 touchdowns in 2007 combined established an SEC record. The only player in Division I-A history to have rushed and passed for at least one touchdown in 14 straight games. Set a single-season record for UF in total offense with 4,181 yards. At the conclusion of his collegiate career, he also held the SEC career records for most touchdowns responsible for (145), most rushing touchdowns (57), most total offense (12, 232 yards) and lowest pass attempt to interception ratio (1:62.2 passes). A member of the winningest class in SEC history, finishing their career at 48-7. Selected in the first round of the 2010 NFL Draft by the Denver Broncos. Also played for the New York Jets.


	PA	PC	INT	YDS	PCT	TD
2007	350	234	6	3,286	66.9	32
<b>Career</b>	<b>995</b>	<b>661</b>	<b>16</b>	<b>9,285</b>	<b>66.4</b>	<b>88</b>
	Runs	Yards	Avg.	TD		
2007	210	895	4.3	23		
<b>Career</b>	<b>692</b>	<b>2,947</b>	<b>4.3</b>	<b>57</b>		

## FIRST-TEAM ALL-AMERICA WIDE RECEIVERS




**CHARLEY CASEY**

1965




**CARLOS ALVAREZ**

1969



**WES CHANDLER**

1976, 1977




**CRIS COLLINSWORTH**

1980



**JACK JACKSON**

1994




**REIDEL ANTHONY**

1996




**IKE HILLIARD**

1996



**JACQUEZ GREEN**

1997



**JABAR GAFFNEY**

2001



**PERCY HARVIN**

2007, 2008

### Charley Casey

Two-time All-SEC and leading receiver in league history at the end of his career. Caught 58 passes to top SEC in 1965 and was second-leading career receiver for Florida with 123 catches from 1963-65. Academic All-SEC in 1965. In 1966, he played in Senior Bowl.

### Carlos Alvarez

Consensus All-American in 1969 following a record-breaking season in which he had 88 catches for 1,329 yards and 12 touchdowns. Finished career with Gator career marks for receptions (172) and yards (2,563) and single-game records for receiving yards (238 vs. Miami) and receptions (15 vs. Miami). Winner of NCAA Post-Graduate Scholarship. Named to GTE Academic All-America Hall of Fame in 1989. In 1999, named to Gainesville Sun's UF Team of the Century. A 2011 inductee into the College Football Hall of Fame.

### Wes Chandler

First-team All-America in both 1976 and 1977. Caught 92 passes in his career, good for 1,963 yards and a school-record 22 TD. He scored a then school-record 28 TD and was the highest scoring non-kicker in Florida history with 172 points. Played in 1978 Senior Bowl and East-West game. An All-Pro WR with the San Diego Chargers before retiring in 1988. He was named the NFL WR of the Year in 1982 by the NFL Alumni Association, as well as the NFL Player of the Year. During his NFL career, he had 559 catches for 8,966 yards, both all-time highs among for-

mer Gators, along with 56 receiving TD. In 1999, named to the Gainesville Sun's UF Team of the Century. 2015 CFB Hall of Fame inductee.

### Cris Collinsworth

Brilliant all-around player. Ranked fourth in school pass receiving charts and is even tied for NCAA record for longest touchdown pass, 99 yards against Rice as a freshman QB in 1977. During Gator career he caught 120 passes for 1,937 yards and 14 touchdowns. He ran for two other touchdowns and returned a kickoff for another. Academic All-American. In his first three seasons in the NFL, he was an All-Pro wide receiver with Cincinnati. In 2001, he was inducted into the Verizon Academic All-America Hall of Fame. Currently the color analyst for NBC's Sunday Night Football.

### Jack Jackson

Named to numerous first-team All-America squads as a junior in 1994 (AP, Football News, AFCA, UPI). One of three national finalists for the Biletnikoff Award (nation's top wide receiver). Football News named him the SEC's 1994 Offensive Player of the Year after catching 57 passes for 855 yards and 15 touchdowns, then the top seasonal total in SEC history. Completed his career after his junior season in 1994 with 29 career touchdown receptions, the top total in UF history and a tie for the best in SEC history. Had 143 career catches (fourth best) for 2,266 yards (second best) during Gator career. A 4th-round selection by Chicago in the 1995 NFL Draft.

### Reidel Anthony

Gained All-America honors after a superb year in 1996 in which he caught 72 passes (second-best in UF history) for 1,293 yards (second-best in UF history and third-best in SEC history) for 18 touchdowns. His 18 touchdowns catches led the nation in 1996 and set a SEC single-season record. One of three finalists for the Biletnikoff Award as the nation's top receiver. Finished his career with 126 catches (seventh-best in UF history) for 2,274 yards (second-best in Gator history) and 26 touchdown catches (third-top total in school history). Selected in first round of 1997 NFL Draft by Tampa Bay and played five seasons.

### Ike Hilliard

Gained first-team All-America honors from AFCA, Walter Camp and Football News. Had 47 catches for 900 yards in 1996 with 10 touchdowns, the second-best total in the SEC in 1996. Finished his career with 126 catches (7th-best in UF history) for 2,214 yards (4th-best in school history) and 29 touchdowns (2nd-best total in SEC history). His TD/catch ratio of 4.34 (29 TDs/126 catches) ranked second-best in UF history. Selected in first round of 1997 NFL Draft by New York Giants. He played 12 seasons in the NFL, recording 546 career receptions for 6,397 yards and 35 touchdowns.

### Jacquze Green

A first-team All-America selection in 1997 by the AP and Walter Camp. Finalist in 1997 for the Biletnikoff Award. In 1997, he caught 61 passes

for 1,024 yards (fourth-highest seasonal total in UF history) with nine TD catches. First-team All-SEC choice in 1997. Completed his career with 113 catches for 2,181 yards and 23 career touchdown catches. A 1998 second-round pick by Tampa Bay, went on to play five years in the NFL. In 1999, named to the Gainesville Sun's UF Team of the Century.

### Jabar Gaffney

A consensus first-team All-America selection as a redshirt sophomore in 2001, only the second sophomore wide receiver in school history. A finalist for the Biletnikoff Award in 2001. His 27 touchdown catches over the course of the 2000-01 seasons ranked as the most for a player over the course of their combined freshman and sophomore seasons in major college history. National Freshman Player of the Year in 2000. A second-round selection in 2002 NFL Draft by the Houston Texans, played 11 seasons in the NFL.

### Percy Harvin

A dual-threat WR and RB that was a first-team All-American selection by Sporting News as a sophomore and by AFCA and Rivals.com as a junior in 2008. First player in school history to have 100 yards rushing and receiving in a single game. Holds school records for most career yards rushing by a wide receiver (1,852) and most rushing yards in a single season by a wide receiver (764 in 2007). Finished his career with 32 touchdowns, the most ever by a Gator wide receiver (19 rushing, 13 receiving).

## FIRST-TEAM ALL-AMERICA DEFENSIVE LINEMEN




**VAL HECKMAN**  
1958 // Tackle



**LYNN MATTHEWS**  
1965 // End




**JACK YOUNGBLOOD**  
1970 // End



**DAVID GALLOWAY**  
1981 // Tackle




**TRACE ARMSTRONG**  
1988 // Tackle




**HUEY RICHARDSON**  
1990 // End



**BRAD CULPEPPER**  
1991 // Tackle



**KEVIN CARTER**  
1994 // End



**ALEX BROWN**  
1999, 2000 // End



**SHARRIF FLOYD**  
2012 // Tackle

### Val Heckman

Came out of Pennsylvania to become one of the finest defensive tackles in Gator history. Not unusually big, he made up for it with great quickness and nose for the football. Played in 1959 Senior Bowl game. Following graduation, he went into coaching.

### Lynn Matthews

Quick, tough and competitive end generally regarded as the finest at his position during the Ray Graves decade at Florida. Three-year starter who capped his career by helping lead Gators to Sugar Bowl berth. Was noted as a "big play" man for his ability to force and recover fumbles and make tackles in enemy backfield.

### Jack Youngblood

Regarded as best defensive end in Gator history. Named to All-SEC team for decade 1970's. Rugged competitor who went on to become an All-Pro star with the Los Angeles Rams after being a first-round draft selection in 1971. Following his final college season he played in the 1971 Senior Bowl and was named the Most Outstanding Player in the contest. Named to the College Football Hall of Fame in 1992 and Pro Football Hall of Fame in 2001. Was inducted into Florida's Ring of Honor in September 2006. In 1999, he was named to Gainesville Sun's Team of the Century.

### David Galloway

Despite injuries, his career included starting at either defensive end or tackle for the majority of three seasons and he achieved full poten-

tial in 1981. Started all 11 games and named All-American. Named Most Outstanding Defensive Player in 1980 Tangerine Bowl. Played in 1982 Olympia Gold Bowl and Hula Bowl. Drafted in the second round in 1982 by the St. Louis Cardinals.

### Trace Armstrong

Played just one year at Florida (1988) after transferring from Arizona State. Had a superb season in 1988, as he registered 19 tackles for lost yardage, the top figure for a defensive lineman in that category in school history. Was a consensus first-team All-SEC choice and was named first-team All-America by Sporting News. Selected in the first round of the 1989 NFL Draft by Chicago. He played 15 years in the NFL with Chicago, Miami and Oakland and was selected for the Pro Bowl in 2000. He served as President of the NFL Players Association for eight years during his NFL playing career. His 106 career sacks in the NFL are most by a former Gator.

### Huey Richardson

A first-team All-America selection in 1990. One of 12 final nominees for the Lombardi Trophy in 1990. A two-time first-team All-SEC choice. Completed career with 26.5 sacks, second-best in school history, and 50.5 total TFL, third-best in UF history. Recipient of NCAA Post-Graduate Award. A four-time SEC Academic Honor Roll selection, the first player in school history to achieve that status for four consecutive years. First-round selection in the 1991 NFL draft by

the Pittsburgh Steelers.

### Brad Culpepper

Named to several first-team All-America squads in 1991 (AP, Sporting News, Football News, Kodak). The most honored scholar-athlete in the nation in 1991 (First-team Academic All-America, National Football Foundation Scholar-Athlete, Draddy Trophy as nation's top Scholar-Athlete, Toyota National Leadership Award). Set a school record in 1991 for most TFL (21.5) by an interior defensive lineman and also most TFL in a career by an interior lineman with 47.5. In 1999, named to the Gainesville Sun's UF Team of the Century. Played in the NFL for nine seasons with Minnesota, Tampa Bay and Chicago.

### Kevin Carter

Named to several 1994 first-team All-America units (Walter Camp, Football News, UPI). Football News named him one of five finalists for its 1994 National Defensive Player of the Year Award. 1994 semifinalists for the Lombardi Award (nation's top lineman). His 42.3 career TFL and 21.8 sacks ranked seventh and fifth, respectively, in UF history when he completed career in 1994. His 11.8 sacks in 1994 was then the third-best seasonal total in school history. Started 38 of his last 39 games at DE. A 1995 NFL first-round selection by the St. Louis Rams. In 1999, named to the Gainesville Sun's UF Team of the Century. 1999 All-Pro Defensive End after leading the NFL and Super Bowl champion St. Louis Rams in sacks. The two-time Pro Bowler finished his

career after 14 years in the NFL. He played in 224 consecutive games and never missed a game in his NFL career, tallying 104.5 sacks. Played for St. Louis, Tennessee, Tampa Bay and Miami.

### Alex Brown

First defensive lineman in school history to earn first-team All-America honors twice (1999, 2001). In 1999, he set a school single-season sack record (13) and became just the third sophomore in Gator history to earn first-team All-America honors and the first ever on the defensive side of the ball. Also gained first-team All-America honors in 2001 and was a finalist for the Lombardi Award that year. Completed his career with a school-record 33 career sacks. He was a fourth-round draft pick by Chicago and played eight years for the Bears before signing with New Orleans prior to the 2010 season.

### Sharrif Floyd

Was named a first-team All-American by the Sporting News. First defensive lineman at Florida since 2001 to earn All-America honors. Selected to the first-team All-SEC by the AP, Coaches' and Phil Steele. Had 115 career tackles, 26.0 TFL, 4.5 sacks, a pass breakup, three blocked field goals and a forced fumble. His three career kick/punt blocks is tied for fifth in school history. Recorded 46 tackles on the 2012 season and led the team with 13.0 TFL, added one forced fumble. Registered a tackle for loss in nine of the 13 games in 2012. Selected in the first round of the 2013 NFL Draft by the Minnesota Vikings.



## FIRST-TEAM ALL-AMERICA LINEBACKERS




**RALPH ORTEGA**

1974




**SAMMY GREEN**

1975



**DAVID LITTLE**

1980



**WILBER MARSHALL**

1982, 1983



**ALONZO JOHNSON**

1984, 1985




**CLIFFORD CHARLTON**

1987



**JEVON KEARSE**

1998



**MIKE PETERSON**

1998



**BRANDON SPIKES**

2008, 2009

### Ralph Ortega

All-SEC two years and All-American in 1974 as he helped lead Gators to Sugar Bowl. Starter for three seasons, during which he made 357 tackles, forced 12 fumbles, recovered eight and intercepted five passes. Played in 1975 College All-Star game. Academic All-American. Went on to play for the Atlanta Falcons and Miami Dolphins.

### Sammy Green

Alternated between nose guard and linebacker during career in which he started for three seasons. Finished 1975 season with a remarkable 202 total tackles. Averaged eight tackles per game during his career and 13 per game during his All-America season of 1975. Played in 1976 Senior Bowl. Played in the NFL with the Houston Oilers and Seattle Seahawks.

### David Little

Came out of the shadow of his older brother Larry Little, All-Pro guard for years with the Miami Dolphins, to become one of the most outstanding linebackers in a long history of good ones at Florida. Started three years. Intercepted nine passes. Played in 1981 Japan Bowl and East-West game. Had 375 tackles during Gator career. A starter at linebacker for the Steelers for several years. In 1999 named to the Gainesville Sun's UF Team of the Century. Little passed away in 2005.

### Wilber Marshall

One of the finest defensive players in Gator history. Two-time consensus All-American at linebacker. Selected as the ABC-TV Chevrolet Defensive Player of the Year in 1983. A finalist for the Lombardi Award in his last two seasons. Finished outstanding career with 343 tackles (210 solo), including a school-record 23 sacks. Was a first-round choice by the Chicago Bears in 1984. All-Pro in 1986, 1987 and 1992. In 1999, named to the Gainesville Sun's UF Team of the Century. Also chosen UF's Defensive Player of the Century by that publication. Marshall was inducted into the College Football Hall of Fame in July 2008. Was inducted into Florida's Ring of Honor in September 2008.

### Alonzo Johnson

Was named a first-team All-American by Sporting News in 1984 and 1985. He was also a consensus All-SEC choice both seasons. He completed his career with a school-record 27 sacks and 55 total TFL. His 12 sacks and 19 TFL in 1985 set single-season UF records. He completed his Gator career with 335 total tackles, ninth-best in school history. In 1985, he was one of five finalists for the Butkus Linebacker of the Year Award. Second-round pick in 1986 NFL Draft by Philadelphia and played two seasons with the Eagles.

### Clifford Charlton

A two-time first-team All-SEC choice that was named first-team All-America by Sporting News in 1987. Completed his career with 49 TFL, the third-best total in school history. His 25 sacks ranked as the second-best total in school history. First-round selection in the 1988 NFL Draft by Cleveland and played two seasons.

### Jevon Kearse

A first-team All-America selection in 1998 by the Walter Camp Football Foundation and Football News. A consensus first-team All-SEC choice that was named the AP SEC Defensive Player of the Year. One of three finalists for the Butkus Award and also one of three finalists for the Bednarik National Defensive Player of the Year Award. One of 12 semifinalists for the Lombardi Award in 1998. Entered the NFL Draft after his junior year and was a first-round selection in 1999 by the Tennessee Titans. 1999 NFL Defensive Rookie of the Year selection. Played 11 seasons with the Titans and Philadelphia.


### Mike Peterson

A first-team All-America selection in 1998 by Sporting News. A first-team All-SEC choice. Led nationally-ranked Gator defense in tackles with 127, a total that also ranked second in the SEC in 1998. A second-round selection in 1999 NFL Draft by Indianapolis. NFL's leading tackler in 2000. Played 14 seasons for the Atlanta Falcons, Jacksonville Jaguars and Indianapolis Colts and totaled 883 tackles in 196 games with 21.5 sacks and 19 interceptions.

### Brandon Spikes

A consensus All-American, who was selected as the Chevrolet Defensive Player of the Year in 2008. Also collected All-American honors from Phil Steele, Rivals.com and Sports Illustrated. A finalist for the Bronko Nagurski, Chuck Bednarik and Dick Butkus Awards, as well as a two-time semifinalist for the Lombardi Award and quarterfinalist for the Lott Trophy. A two-year captain of the winningest class in SEC history, going 48-7 over four years, finishing his career with 307 total tackles, 31.5 TFL, 14 pass breakups and 6.5 sacks. The only player in Florida's history to return four interceptions for touchdowns. Garnered first team All-SEC honors from the AP, Coaches' and Sporting News. During the 2008 BCS Championship run, he led the team in tackles (93) and was a driving force on a defense which led the SEC in many defensive categories: points per game (12.9), red zone defense (69.2%), fourth down conversions allowed (33.3%) and turnover margin (1.57). Named the 2008 SEC Defensive MVP by Sporting News. Was a second-round selection in the 2010 NFL Draft by the New England Patriots. As a rookie he had 61 combined tackles and an interception. Played five seasons in the NFL for the Patriots and Buffalo Bills.


## FIRST-TEAM ALL-AMERICA DEFENSIVE BACKS




**BRUCE BENNETT**  
1965 // Safety



**STEVE TANNEN**  
1969 // Safety



**JARVIS WILLIAMS**  
1987 // Safety




**LOUIS OLIVER**  
1987, 1988 // Safety



**WILL WHITE**  
1990 // Safety




**FRED WEARY**  
1997 // Cornerback



**LITO SHEPPARD**  
2000 // Cornerback



**KEIWAN RATLIFF**  
2003 // Cornerback



**REGGIE NELSON**  
2006 // Safety



**JOE HADEN**  
2009 // Cornerback



**MATT ELAM**  
2012 // Safety



**VERNON HARGREAVES III**  
2014, 2015 // Cornerback

### Bruce Bennett

Two-year All-SEC choice named top safety in the league in 1965 and first-team All-American the same season. Set school career record for interceptions with 13, tied for single-game mark with three. Defensive captain of 1966 Sugar Bowl team. Went on to All-CFL stardom with Regina, and after nearly a decade in that league he returned to coach high school football in Georgia. In 1999, named to Gainesville Sun's UF Team of the Century.

### Steve Tannen

Two-year All-SEC choice, voted top defensive back in league in 1969. Tied for second in career interceptions for Gators with 11 when he completed career. Returned two punts for touchdowns during his career. Noted as kick blocker on special teams (blocked three in 1969, blocked a punt which was returned for touchdown in 14-13 win over Tennessee in Gator Bowl game). Played for New York Jets in the NFL. In 1999, named to Gainesville Sun's UF Team of the Century.

### Jarvis Williams

A two-time first-team All-SEC choice that was named Walter Camp first-team All-American in 1987. Started every game for four-straight seasons (45 consecutive starts). His 10 career interceptions ranked third on the all-time school chart when he completed his career in 1987. Selected in the second round of 1988 NFL Draft by Miami. He played seven seasons with the Miami Dolphins and New York Giants. In 1999, named to the Gainesville Sun's UF Team of the Century.

### Louis Oliver

One of the fine success stories in Gator history. Originally joined the UF program as a walk-on in 1984. By the time he graduated in 1988, he had become the first two-time first-team All-American selection as a defensive back in school history. Also, a two-time consensus first-team All-SEC choice. One of three finalists for the Thorpe Defensive Back of the Year Award in 1988. Selected in the first round of the 1989 NFL Draft by Miami and played eight seasons. Set an NFL record in 1992 with a 103-yard interception return, which now ranks as the third-longest in NFL history. In 1999, named to the Gainesville Sun's UF Team of the Century.

### Will White

A first-team All-America selection by Football News in 1990 as a sophomore. Second player in UF history to achieve first-team All-America honors as a sophomore. Had seven interceptions in 1990 to tie UF single-season record and ranked second in the nation in that category. One of 15 semifinalists for the Thorpe Award in 1990. A three-time first-team All-SEC choice that completed his career in 1992 with a school-record 14 interceptions. He was drafted in the seventh round of the 1993 NFL Draft by the Phoenix Cardinals.

### Fred Weary

First-team All-America honors in 1997 from Sporting News, Football News, American Football Coaches Association and Walter Camp Foundation. One of three finalists in 1997 for the Thorpe Award as the nation's top defensive back. Completed his career with 15 interceptions, tops in school history, and his six interceptions in 1997 were the second-best seasonal total in UF history. A two-time (1996, 1997) first-team All-SEC choice. He was a fourth-round draft pick by the Saints in 1998 and played six NFL seasons for New Orleans, Atlanta and St. Louis.

### Lito Sheppard

Became just the fourth sophomore - and second on defense - in UF history to earn first-team All-America recognition when chosen for that honor in 2000 by the Football Writers Association of America. Just the second sophomore defensive back in school history to earn first-team All-America recognition. A consensus first-team All-SEC selection in 2000-01. A first-round selection in 2002 NFL Draft by Philadelphia. A two-time Pro Bowler, played 10 seasons in the NFL with Philadelphia, the New York Jets, Minnesota and Oakland.

### Keiwan Ratliff

Named to nearly every All-America team, including AP, Walter Camp, FWAA and Sporting News. One of three Jim Thorpe Award finalists. Established the Florida single-season interception record with nine. Was the third Gator in history to be honored and the first defensive back to claim the title of SEC Defensive Player of the Year. Led the defense with a career-high three interceptions vs. Arkansas, tying a school-record, one he returned for a 44-yard touchdown. In his nine seasons in the NFL he played for Cincinnati, Indianapolis, Tampa Bay and Pittsburgh.

*(continued on next page)*

## FIRST-TEAM ALL-AMERICA DEFENSIVE BACKS (cont.)

### Reggie Nelson

A consensus first-team All-America honoree, who was a finalist for the Jim Thorpe and Bronko Nagurski Awards. Selected to the Walter Camp All-America Defense, as well as the Football Writers Association of America All-America Defense. Earned first-team All-America accolades from the AP. Tabbed for the All-American Football Foundation's All-America squad. Named a first-team All-American by Rivals.com. Collected 2006 first-team All-SEC honors from both the league's coaches and the AP. Honored with the 2006 Jack Tatum Award by the Touchdown Club of Columbus and the 2006 Vince Dooley Award as the nation's top defensive back. A first-round selection in the 2007 NFL Draft by Jacksonville who currently plays for the Raiders.

### Joe Haden

The consensus All-American was named the 2009 Defensive MVP of the Year by Sporting News. A first-team selection by the AP, AFCA, FWAA, Sporting News, Walter Camp, CBSSports.com, Phil Steele, CollegeFootballNews.com and Pro Football Weekly. Named to the first-team All-SEC by the Coaches, AP, Sporting News and Phil Steele. Was the first true freshman to start at cornerback for Florida on opening day in 2007, starting in all 40 games he played in for the Gators. Anchored a defense which led the conference in pass defense (152.8 yards/game) during his junior season. Finished his career with 218 total tackles, 34 pass breakups, eight interceptions and 3.5 sacks. Entered the 2010 NFL draft as a junior and was selected by the Cleveland Browns with the seventh overall pick. As a rookie for the Browns, he had 57 solo tackles and six interceptions. Is entering his seventh season in Cleveland.

### Matt Elam


A first-team All-America selection by the AP, CBSSports.com, SI.com, and Sporting News. Only the second safety in school history to be named first-team All-American by Associated Press (Reggie Nelson). Named to the first-team All-SEC by the AP, Coaches' and Phil Steele. Appeared in 39 games (26 starts at safety) in his Gator career, recording 176 tackles, 23.5 TFL, 13 pass breakups, six interceptions, three forced fumbles and one fumble recovery. Finished the 2012 season second on the team with 76 tackles, including 2.0 sacks and 11.0 TFL. Led the team with four interceptions on the 2012 season. His four interceptions ranked third in the SEC. Named the SEC Co-Defensive Player of the Week after notching seven tackles, all solo, in the win over LSU and forcing a game-changing fumble in the third quarter. Selected in the first round of the 2013 NFL Draft by the Baltimore Ravens.

### Vernon Hargreaves III


Became the second two-time first-team All-America selection as a defensive back in school history, following Gator Great Louis Oliver. As a sophomore in 2014, Hargreaves was named a First Team All-American by Sporting News, ESPN.com and CBSSports.com. He was also a consensus First Team All-SEC selection and was named a Semifinalist for the 2014 Chuck Bednarik Award. He totaled 50 tackles during that seasons ranked first in the conference with 13 pass breakups while also notching three interceptions. In 2015, Hargreaves became UF's first unanimous All-America selection since Joe Haden in 2009. The Tampa, Fla. native was named a Walter Camp, AFCA, AP, FWAA and Sporting News first-team All-American, which completed a sweep of the five teams the NCAA uses to determine consensus All-America. Hargreaves, who was named one of three finalists for the Jim Thorpe Award and a semifinalist for the Chuck Bednarik Award, Started 13 games at cornerback, totaled 33 tackles in 2015 and tied for the team lead with four interceptions which he returned for a combined 152 yards. In addition, he recorded four pass breakups as well. Selected in the first round of the 2016 NFL Draft by the Tampa Bay Buccaneers.



## FIRST-TEAM ALL-AMERICA SPECIAL TEAMS



**JUDD DAVIS**  
1993 // Kicker



**BRANDON JAMES**  
2008 // Kick Returner



**CHAS HENRY**  
2010 // Punter



**CALEB STURGIS**  
2012 // Kicker

### Judd Davis

A first-team UPI All-America selection in 1993, as a junior. Recipient of 1993 Lou Groza National Place Kicker of the Year Award. First place kicker in UF history to receive first-team All-America honors. The former walk-on completed his career with 225 points, the top total in UF history. Hit 33 of 38 field goals (86.8%) inside 50 yards during his career. Set an SEC record with 65 PATs in 1994 and completed his career with 81 consecutive PATs, also a school record. In 1999, named to the Gainesville Sun's UF Team of the Century.

### Brandon James

One of the premier return specialists in SEC history, James shattered numerous records en route to earning All-America honors from Sporting News and the FWAA. Was also honored as an All-American by Phil Steele and Rivals.com. The first-team All-SEC selection was the 2008 SEC Special Teams Player of the Year, in addition to being proclaimed one of Sporting News' 20 most indispensable players in 2008. The only player in conference history to amass more than 4,000 yards as a kick returner. Holds SEC career records for kick returns (229), kick return yards (4,089), yards gained per return (21.35), kickoff returns (112), kickoff return yards (2,718). Set new standards for Florida for kickoff return yards in a season (841), as well as punt return marks for returns in a career (117), yards (1,371), yards in a season (510) and in a game (155) and is tied for most punt returns for touchdown in a career (4) and in a season (2). Finished his career as a member of the winningest class in SEC history, with 48-7 record over four years.

### Chas Henry

A first-team All-American selected by the AP, Scout.com, Rivals.com, and Sporting News. Awarded the Ray Guy Trophy, given to the nation's best punter, after the 2010 season. In 2010, he set a Florida single-season record with a punting average of 45.1 yards, while 16 of his 50 punts were 50 yards or more. He earned a first-team All-SEC selection by the AP, Coaches and Phil Steele. Signed as an undrafted free agent with the Philadelphia Eagles in 2011 and played two seasons in the NFL.

### Caleb Sturgis

The two-time Lou Groza Award finalist was named to the All-America First Team by Sporting News and was the SEC Co-Special Teams' Player of the Year in 2012. Was selected to the first-team All-SEC by AP, Coaches' and Phil Steele as a junior and senior. Was 70-for-88 (.795) on field goal attempts and 130-for-136 on PATs, third in school history on PATs. His 70 made field goals is the most in school history and sixth-most in SEC history. Made eight field goals of 50-or-more yards in his career, the most at UF. Compiled a staggering 79.5 field goal percentage over his career, the second-best in program history. His 24 field goals in 2012 gave him the single-season Florida record for field goals made in a season. Earned SEC Special Teams Player of the Week honors twice in 2012. Selected in the fifth round of the 2013 NFL Draft by the Miami Dolphins.

### FIRST TEAM ALL-AMERICANS prior to the "Modern Era"



**Dale Van Sickel, 1928**  
Florida's first All-American. A two-way offensive and defensive standout. Noted as one of college football's premier pass receivers. Played on the nation's highest-scoring team (336 points in nine games). The late Van Sickel went on to become one of Hollywood's top stunt men for nearly five decades and was twice president of the Motion Picture Stunt Men's Association.



**Forrest "Fergie" Ferguson, 1941**  
Great two-way end that made as many big plays on defense as he did on offense. Star receiver during days of limited passing attacks, he set records which would stand from the early 1940s until the pro-style passing game of the 1960s, including most receptions (43), receiving yards (668), TD passes in a season (five in 1941), longest scoring reception (74 yards from Tommy Harrison vs. Miami in 1941). Injured in Normandy invasion in 1944, awarded DSC for Gallantry in Action, and died of his war wounds in 1954.



**Charlie LaPradd, 1952**  
Rugged lineman who was an Army paratrooper prior to resuming his collegiate career. One of the most outstanding linemen in Florida history, he played offense and defense on the Gators' first bowl team, which won the 1953 Gator Bowl. Later went into coaching at FSU then began a career in athletic administration. Was president of St. John's River Community College from 1966-72. LaPradd passed away on Feb. 1, 2006.

**ALL-SOUTHEASTERN CONFERENCE**

YEAR	PLAYER	TEAM	HONORED BY	YEAR	PLAYER	TEAM	HONORED BY	YEAR	PLAYER	TEAM	HONORED BY
1933	Hal Starbuck	Second	AP		Larry Beckman	First	AP, UPI		Chris Faulkner	First	AP, UPI
	Welcome Shearer	Third	AP		Steve Spurrier	First	AP, UPI		David Little	First	AP, UPI
1934	Julius Brown	Second	AP		Bruce Bennett	First	AP, UPI		Tim Golden	Second	AP
	William Stark	Third	AP		Larry Gagner	First	AP, UPI		David Galloway	Second	AP
1935	Billy Chase	Third	AP		Barry Brown	Second	AP		Tim Groves	Second	AP
1936	Walter Mayberry	Second	AP		Lynn Matthews	Second	AP		Mark Dickert	Second	AP
1937	Walter Mayberry	First	AP	1966	Bill Carr	First	AP, UPI	1981	James Jones	First	AP, UPI
1938	Frank Kocsis	Third	AP		Steve Spurrier	First	AP, UPI		Brian Clark	First	AP
1939	Clark Goff	Third	AP		Larry Smith	First	AP, UPI		David Galloway	First	AP, UPI
1940	Forrest Ferguson	Third	AP		Richard Trapp	First	AP, UPI		Wilber Marshall	First	AP
	Julius Battista	Third	AP		Jim Benson	First	AP		Fernando Jackson	Second	AP
1941	Forrest Ferguson	Second	AP			Second	UPI		Tony Lilly	Second	AP
	Milton Hull	Third	AP	1967	Guy Dennis	First	AP, UPI	1982	James Jones	First	AP
	Tom Harrison	Third	AP		Larry Smith	First	AP, UPI		Wilber Marshall	First	AP, UPI
1944	Bobby Forbes	Third	AP		Richard Trapp	First	AP, UPI		Dan Fike	Second	AP
1945	Jack White	Third	AP		Wayne Barfield	First	AP		Tony Lilly	Second	AP
1946	Broughton Williams	Third	AP		Don Glordano	Second	AP	1983	Dwayne Dixon	First	AP, UPI
1947	Bobby Forbes	Second	AP	1968	Guy Dennis	First	UPI		Phil Bromley	First	AP
1948	Charles Hunsinger	First	AP		Larry Smith	First	UPI		Wilber Marshall	First	AP, UPI
1949	Charles Hunsinger	First	AP		Steve Tannen	First	UPI		Tony Lilly	First	AP
	Jimmy Kynes	Third	AP			Second	AP		Lomas Brown	Second	AP
1950	Haymy Sullivan	Second	AP, UPI		Guy Dennis	Second	AP		John Hunt	Second	AP
	Charles LaPradd	Third	AP		Larry Smith	Second	AP		Wayne Peace	Second	AP
1951	Carroll McDonald	Second	AP	1969	Carlos Alvarez	First	AP, UPI		Neal Anderson	Second	AP
	Bobby Flowers	Second	AP		John Reaves	First	AP		Tim Newton	Second	AP
	Charles LaPradd	Second	AP, UPI		David Ghesquiere	First	AP		Ray Criswell	Second	AP
	Joe D'Agostino	Second	AP, UPI		Mac Steen	Second	AP	1984	Lomas Brown	First	AP, UPI, Coaches
	Haywood Sullivan	Third	AP, UPI			Second	AP		Phil Bromley	First	AP, UPI, Coaches
1952	Charlie LaPradd	First	AP, UPI		Don Williams	Second	AP		Tim Newton	First	AP, UPI, Coaches
	Joe D'Agostino	First	AP, UPI		Tommy Durrance	First	UPI		Alonzo Johnson	First	AP, UPI, Coaches
	Rick Casares	Second	AP, UPI			Second	AP		Crawford Ker	Second	AP
	Charles Ware	Second	AP		Steve Tannen	Second	AP		Jeff Zimmerman	Second	AP
	Dewayne Douglas	Third	AP	1970	Jim Yancey	First	AP		Kerwin Bell	Second	AP
	Burford Long	Third	AP, UPI		Jack Youngblood	First	AP, UPI		Neal Anderson	Second	AP
	Arlen Jumper	Third	AP	1971	Carlos Alvarez	Second	AP		John L. Williams	Second	AP
1953	Joe D'Agostino	First	UPI		Fred Abbott	Second	AP	1985	Jeff Zimmerman	First	AP, UPI, Coaches
		Second	AP		John Reaves	Second	AP		Kerwin Bell	First	AP, UPI
	Dan Hunter	Third	AP	1972	Nat Moore	First	AP, UPI		Neal Anderson	First	AP, UPI
1954	Mal Hammack	Second	AP		Fred Abbott	First	AP, UPI		Alonzo Johnson	First	AP, UPI, Coaches
	Steve DeLaTorre	Third	AP, UPI		Paul Parker	Second	AP		John L. Williams	Second	AP
	Ray Brown	Third	AP		Ricky Browne	Second	AP		Keith Williams	Second	AP
	Jackie Simpson	Third	UPI		Jim Revels	Second	AP		Jarvis Williams	Second	AP
1955	Steve DeLaTorre	First	AP, UPI	1973	Ricky Browne	First	AP	1986	Ricky Nattiel	First	AP, UPI, Coaches
	Jackie Simpson	Third	AP, UPI		Ralph Ortega	First	AP, UPI		Keith Williams	First	AP, UPI
1956	John Barrow	First	AP, UPI		Jim Revels	First	AP		Clifford Charlton	First	AP
	Jackie Simpson	Second	UPI		Lee McGriff	Second	AP		Adrian White	First	AP, Coaches
	Jimmy Rountree	Third	AP		Burton Lawless	Second	AP		Jarvis Williams	First	UPI, Coaches
1957	Jimmy Rountree	First	AP		Jimmy Ray Stephens	Second	AP			Second	AP
		Second	UPI		David Hitchcock	Second	AP		Jeff Zimmerman	First	UPI, Coaches
	Charlie Mitchell	Second	AP, UPI	1974	Lee McGriff	First	AP, UPI			Second	AP
	Dan Pelham	Second	UPI		Glenn Cameron	First	AP		Kerwin Bell	Second	AP
	Don Fleming	Third	AP		Preston Kendrick	First	UPI	1987	Emmitt Smith	First	AP, UPI, Coaches
1958	Don Fleming	First	AP, UPI		Ralph Ortega	First	UPI		Rhody Weston	First	AP
	Val Heckman	First	AP, UPI			Second	AP		Clifford Charlton	First	AP, UPI
	Dave Hudson	Third	AP		Randy Talbot	First	UPI		Louis Oliver	First	AP, UPI
1959	Dave Hudson	First	UPI		Burton Lawless	Second	AP		Jeff Roth	First	UPI
		Third	AP		Paul Parker	Second	AP		David Williams	Second	AP
	Danny Royal	Third	AP		Wayne Fields	Second	AP		Jarvis Williams	Second	AP
1960	Vic Miranda	First	AP, UPI	1975	Mike Williams	First	AP, UPI	1988	David Williams	First	AP, UPI, Coaches
	Pat Patchen	First	UPI		Jimmy DuBose	First	AP, UPI		Emmitt Smith	First	AP, UPI, Coaches
		Second	AP		David Posey	First	AP		Trace Armstrong	First	AP, UPI, Coaches
	Larry Libertore	Second	AP, UPI		Sammy Green	First	AP, UPI		Louis Oliver	First	AP, UPI, Coaches
	Jim Beaver	Third	AP		Gerald Loper	Second	AP		Jeff Roth	First	Coaches
	Don Goodman	Third	AP, UPI		Robbie Moore	Second	AP		John David Francis	Second	AP
1961	Jim Beaver	Second	UPI		Don Gaffney	Second	AP		Rhody Weston	Second	AP
		Third	AP		Darrell Carpenter	Second	AP	1989	Emmitt Smith	First	AP, UPI, Coaches
	Don Goodman	Third	AP, UPI		Henry Davis	Second	AP		Richard Fain	First	AP, UPI, Coaches
1962	Larry Dupree	First	AP, UPI	1976	Wes Chandler	First	AP		Huey Richardson	First	UPI, Coaches
	Frank Lasky	Second	AP		Alvin Cowans	First	UPI			Second	AP
	Anton Peters	Second	UPI			Second	AP		John Durden	First	Coaches
	Sam Holland	Third	AP		Jimmy Stephens	Second	AP			Second	AP
1962	Larry Travis	Third	AP, UPI		Robbie Forrester	Second	AP	1990	Kirk Kirkpatrick	First	AP, Coaches
	Lindy Infante	Third	AP		Robbie Moore	Second	AP		Shane Matthews	First	AP, UPI, Coaches
1963	Larry Dupree	First	AP, UPI		Darrell Carpenter	Second	AP		Huey Richardson	First	AP, UPI, Coaches
	Dennis Murphy	Second	AP	1977	Wes Chandler	First	AP, UPI		Will White	First	AP, UPI, Coaches
		Third	UPI		Scott Hutchinson	First	AP, UPI		Richard Fain	First	AP, Coaches
	Charley Katz	Third	UPI		Scot Brantley	First	AP, UPI		Tim Paulk	First	UPI
1964	Jackey Casey	First	AP		Tony Green	First	UPI		Cal Dixon	First	UPI
		Second	UPI			Second	AP		Godfrey Myles	First	Coaches
	Larry Gagner	First	AP		Bej Yepremian	Second	AP			Second	AP
	Bill Richbourg	First	AP		Charlie Williams	Second	AP		Ernie Mills	First	UPI
	Bruce Bennett	First	AP	1978	Cris Collinsworth	First	AP, UPI			Second	AP
	Larry Dupree	First	UPI		Bej Yepremian	First	AP		Chris Bromley	Second	AP
		Second	AP		Scot Brantley	First	AP, UPI		Mark Murray	Second	AP
	Lynn Matthews	Second	AP		Don Swafford	Second	AP		Brad Culpepper	Second	AP
	Allen Trammell	Second	AP		Michael Dupree	Second	AP		Tim Paulk	Second	AP
	Dennis Murphy	Third	UPI		David Little	Second	AP	1991	Hesham Ismail	First	AP, Coaches
	Bill Richbourg	Third	UPI	1979	Cris Collinsworth	First	AP, UPI		Cal Dixon	First	AP, Coaches
	Steve Spurrier	Third	UPI		David Little	Second	AP		Shane Matthews	First	AP, Coaches
1965	Charles Casey	First	AP, UPI	1980	Cris Collinsworth	First	AP, UPI		Brad Culpepper	First	AP, Coaches

YEAR	PLAYER	TEAM	HONORED BY	YEAR	PLAYER	TEAM	HONORED BY	YEAR	PLAYER	TEAM	HONORED BY
	Tony McCoy	First	AP		Cooper Carlisle	First	Coaches		Ryan Smith	First	AP
	Will White	First	AP, Coaches			Second	AP			Second	Coaches
	Shane Edge	First	AP, Coaches		Kenyatta Walker	Second	AP, Coaches		Derrick Harvey	Second	Coaches
	Arden Czyniewski	First	Coaches		Cheston Blackshear	Second	AP, Coaches		Chris Leak	Second	Coaches
		Second	AP		Gerard Warren	Second	AP, Coaches		Drew Miller	Second	Coaches
	Tim Paulk	First	Coaches						Brandon Siler	Second	AP, Coaches
	Ephesians Bartley	First	Coaches	2000	Jabar Gaffney	First	AP, Coaches		Phil Trautwein	Second	Coaches
		Second	AP		Kenyatta Walker	First	AP, Coaches				
	Errict Rhett	First	AP		Lito Sheppard	First	AP, Coaches	2007	Percy Harvin	First	AP
	Willie Jackson	Second	AP		Todd Johnson	First	AP			Second	Coaches
	Mark White	Second	AP		Alex Brown	First	Coaches		Brandon Spikes	First	AP, Coaches
1992	Willie Jackson	First	AP, Coaches			Second	AP		Tim Tebow	First	AP, Coaches
	Shane Matthews	First	AP, Coaches		Mike Pearson	First	Coaches		Derrick Harvey	Second	Coaches
	Carlton Miles	First	AP			Second	AP			H.M.	AP
		Second	Coaches		Rex Grossman	Second	AP		Cornelius Ingram	Second	AP, Coaches
	Will White	First	Coaches		Jeff Chandler	Second	AP, Coaches		Brandon James	Second	AP, Coaches
		Second	AP		Gerard Warren	Second	AP, Coaches		Carlton Medder	Second	Coaches
	Jim Watson	Second	AP	2001	Jabar Gaffney	First	AP, Coaches		Drew Miller	H.M.	AP
	Errict Rhett	Second	AP		Mike Pearson	First	AP, Coaches		Jim Tartt	Second	Coaches
	Kevin Carter	Second	AP		Rex Grossman	First	AP, Coaches	2008	Ahmad Black	Second	Coaches
1993	Reggie Green	First	AP, Coaches		Jeff Chandler	First	AP			H.M.	AP
	Jim Watson	First	AP			Second	Coaches		Jermaine Cunningham	Second	AP
	Errict Rhett	First	AP, Coaches		Alex Brown	First	AP, Coaches		Carlos Dunlap	Second	AP
	William Gaines	First	AP, Coaches		Andra Davis	First	AP		Joe Haden	Second	AP, Coaches
	Jack Jackson	Second	AP, Coaches			Second	Coaches		Percy Harvin	First	AP (All-Purpose)
	Jason Odom	Second	AP, Coaches		Lito Sheppard	First	AP, Coaches			Second	AP (WR)
	Shayne Edge	Second	AP, Coaches		Todd Johnson	First	AP		Chas Henry	Second	Coaches
1994	Jack Jackson	First	AP, Coaches		Zac Zedalis	Second	Coaches		Brandon James	First	Coaches
	Jason Odom	First	AP, Coaches			Second	AP			H.M.	AP
	Judd Davis	First	AP		Reche Caldwell	Second	AP, Coaches		Jonathan Phillips	H.M.	AP
		Second	Coaches		Earnest Graham	Second	AP		Maurkice Pouncey	H.M.	AP
	Kevin Carter	First	AP, Coaches		Ian Scott	Second	AP		Mike Pouncey	Second	Coaches
	Ellis Johnson	First	AP, Coaches	2002	Taylor Jacobs	First	AP, Coaches			H.M.	AP
	Larry Kennedy	First	Coaches		Keiwan Ratliff	First	AP		Brandon Spikes	First	AP, Coaches
	Ben Hanks	First	Coaches			Second	Coaches		Tim Tebow	First	AP, Coaches
		Second	AP		Bam Hardmon	Second	AP		Phil Trautwein	First	AP, Coaches
	Shayne Edge	Second	AP, Coaches			H.M.	Coaches		Jason Watkins	H.M.	AP
	Dexter Daniels	Second	Coaches		Todd Johnson	Second	AP, Coaches	2009	Ahmad Black	H.M.	AP
1995	Chris Doering	First	AP, Coaches		Rex Grossman	Second	Coaches		Riley Cooper	Second	AP
	Jason Odom	First	AP, Coaches		Guss Scott	Second	Coaches		Jermaine Cunningham	Second	AP, Coaches
	Reggie Green	First	AP, Coaches		Ian Scott	Second	AP		Carlos Dunlap	First	AP, Coaches
	Danny Wuerffel	First	AP		Shannon Snell	Second	Coaches		Joe Haden	First	AP, Coaches
		Second	Coaches		Aaron Walker	Second	AP, Coaches		Chas Henry	Second	AP
	Mark Campbell	First	AP, Coaches		David Jorgensen	H.M.	Coaches		Aaron Hernandez	First	AP, Coaches
	Ben Hanks	First	AP, Coaches		Clint Mitchell	H.M.	Coaches		Maurkice Pouncey	First	AP, Coaches
	Lawrence Wright	First	AP, Coaches		Mike Nattiel	H.M.	Coaches		Mike Pouncey	First	AP, Coaches
	Dexter Daniels	First	Coaches		Shannon Snell	H.M.	Coaches		Brandon Spikes	First	Coaches
		Second	AP		Max Starks	H.M.	Coaches			Second	AP
	Anthone Lott	First	Coaches	2003	Keiwan Ratliff	First	AP, Coaches		Ryan Stamper	Second	Coaches
		Second	AP		Ben Troupe	First	AP, Coaches		Tim Tebow	First	AP, Coaches
	Ike Hilliard	Second	AP, Coaches		Channing Crowder	First	AP		Ahmad Black	First	AP, Coaches
	Donnie Young	Second	AP, Coaches			Second	Coaches		Chas Henry	First	AP, Coaches
1996	Donnie Young	First	AP, Coaches		Max Starks	First	Coaches		Janoris Jenkins	First	AP
	Jeff Mitchell	First	AP, Coaches			Second	AP			Second	Coaches
	Reidel Anthony	First	AP, Coaches		Daryl Dixon	Second	Coaches		Mike Pouncey	Second	AP
	Danny Wuerffel	First	AP, Coaches		Bobby McCray	Second	AP, Coaches	2010	Chris Rainey	First	Coaches
	Ed Chester	First	AP, Coaches		Guss Scott	Second	AP			First	(All-Purpose)
	James Bates	First	AP, Coaches		Eric Wilbur	Second	AP		Caleb Sturgis	First	AP, Coaches
	Anthone Lott	First	AP, Coaches		Mike Degory	Second	Coaches		Jaye Howard	H.M.	AP
	Lawrence Wright	First	AP, Coaches			H.M.	AP	2012	Jon Bostic	Second	Coaches
	Fred Weary	First	Coaches		Earl Everett	Second	Coaches		Kyle Christy	First	AP, Coaches
		Second	AP		Channing Crowder	First	Coaches		Matt Elam	First	AP, Coaches
	Ike Hilliard	First	Coaches			Second	AP		Sharrif Floyd	First	AP, Coaches
		Second	AP		Mike Degory	Second	AP, Coaches		Mike Gillislee	First	AP, Coaches
1997	Jacquez Green	First	AP, Coaches		Ciatrick Fason	First	AP		Jordan Reed	First	AP
	Fred Taylor	First	AP, Coaches			Second	Coaches			Second	Coaches
	Mike Moten	First	AP, Coaches		Jarvis Herring	H.M.	AP		Marcus Roberson	Second	AP
	Fred Weary	First	AP, Coaches		Matt Leach	H.M.	AP		Caleb Sturgis	First	AP, Coaches
	Teako Brown	First	AP		Chris Leak	Second	AP			Second	AP
		Second	Coaches		Mo Mitchell	First	Coaches	2013	Dante Fowler, Jr.	Second	AP
	Jevon Kearse	First	Coaches			Second	AP		Vernon Hargreaves III	First	AP, Coaches
		Second	AP		O.J. Small	Second	AP, Coaches		Solomon Patton	Second	Coaches
	Ed Chester	Second	AP		Eric Wilbur	H.M.	AP		Loucheiz Purifoy	Second	AP
	Johnny Rutledge	Second	AP		Chad Jackson	First	AP	2014	Kyle Christy	Second	AP
1998	Travis McGriff	First	AP, Coaches			Second	Coaches		Andre Debose	H.M.	AP
	Reggie McGrew	First	AP, Coaches		Mike Degory	First	AP, Coaches		Dante Fowler, Jr.	First	Coaches
	Jevon Kearse	First	AP, Coaches		Dee Webb	First	AP			H.M.	AP
	Zach Piller	First	Coaches			Second	Coaches		Max Garcia	Second	Coaches
	Johnny Rutledge	First	Coaches		Randy Hand	Second	AP, Coaches		Vernon Hargreaves III	First	AP, Coaches
	Teako Brown	First	Coaches		Chris Leak	Second	AP		Antonio Morrison	Second	AP, Coaches
		Second	AP		Chris Hetland	Second	AP, Coaches	2015	Jon Bullard	First	AP, Coaches
	Tony George	First	Coaches		Jeremy Mincey	Second	AP		Vernon Hargreaves III	First	AP, Coaches
	Zach Piller	Second	AP			Second	Coaches		Jalen Tabor	First	AP, Coaches
	Ed Chester	Second	AP, Coaches		Marcus Thomas	H.M.	AP		Antonio Morrison	Second	AP, Coaches
	Willie Cohens	Second	AP			Second	Coaches		Johnny Townsend	Second	AP, Coaches
	Mike Peterson	Second	AP, Coaches	2006	Dallas Baker	First	Coaches	2016	Jalen Tabor	First	AP, Coaches
	Johnny Rutledge	Second	AP		Earl Everett	First	Coaches		Caleb Brantley	Second	AP, Coaches
1999	Darrell Jackson	First	AP, Coaches			Second	AP		Jarrad Davis	Second	Coaches
	Jeff Chandler	First	AP, Coaches		Ray McDonald	First	Coaches		Martez Ivey	Second	AP, Coaches
	Bo Carroll	First	AP		Reggie Nelson	First	AP, Coaches		Marcus Maye	Second	AP
	Alex Brown	First	AP, Coaches		Steve Rissler	First	Coaches		Johnny Townsend	Second	AP, Coaches
									Quincy Wilson	Second	AP, Coaches



**SOUTHEASTERN CONFERENCE PLAYERS OF THE WEEK**

1985 Sept. 27 Kerwin Bell (defense)	Nov. 11 Mark Campbell (defense)	Nov. 5 Jeremy Mincey (defensive line)	Sept. 18 Jelani Jenkins (freshman)
Oct. 4 Alonzo Johnson (defense)	Nov. 18 Chris Doering (offense)	Chris Leak (offense)	Sept. 25 Trey Burton (freshman)
Nov. 2 Alonzo Johnson (defense)	Nov. 25 Danny Wuerrffel (offense)	Markus Manson (freshman)	Oct. 30 Trey Burton (freshman)
1986 Aug. 30 Kerwin Bell (offense)	Sept. 6 Fred Weary (defense)	Nov. 25-26 Jarvis Herring (defense)	Nov. 8 Chas Rainey (special teams)
Nov. 1 Kerwin Bell (offense)	Aug. 31 Danny Wuerrffel (offense)	Randy Hand (offensive line)	Chris Rainey (special teams)
Keith Williams (defense)	Sept. 28 Jacques Green (offense)	2006 Sept. 11 Percy Harvin (freshman)	Nov. 8 Jaye Howard (co-defensive line)
Nov. 8 Clifford Charlton (defense)	Oct. 5 Danny Wuerrffel (offense)	Sept. 18 Earl Everett (defense)	Sept. 19 Chris Rainey (co-offense)
1987 Sept. 19 Emmitt Smith (defense)	Oct. 19 Danny Wuerrffel (offense)	Oct. 2 Reggie Nelson (defense)	Caleb Sturgis (special teams)
Louis Oliver (defense)	1997 Sept. 6 Tony George (offense)	Oct. 9 Tim Tebow (freshman)	Jaye Howard (defensive line)
1988 Sept. 24 Emmitt Smith (offense)	Sept. 20 Fred Weary (defense)	Oct. 30 Ray McDonald (defensive line)	Sept. 27 Jeff Demps (offense)
Oct. 1 Richard Fain (defense)	Oct. 18 Mike Peterson (defense)	Nov. 3 Jarvis Moss (special teams)	2012 Sept. 8 Caleb Sturgis (special teams)
1989 Sept. 23 Emmitt Smith (offense)	Nov. 15 Fred Taylor (offense)	Nov. 13 Jarvis Moss (special teams)	Sept. 15 Jeff Driskell (defense)
Harvey Thomas (defense)	Oct. 18 Ed Chester (defense)	Nov. 20 Riley Cooper (freshman)	Sept. 22 Omar Hunter (defensive line)
Oct. 17 Huey Richardson (defense)	1998 Oct. 22 Travis McGriff (offense)	Nov. 27 Chris Leak (offense)	Oct. 6 Mike Gillislee (offense)
Oct. 14 Emmitt Smith (co-offense)	Oct. 17 Teako Brown (defense)	2007 Sept. 17 Tim Tebow (offense)	Oct. 13 Matt Elam (co-defense)
Oct. 21 Emmitt Smith (co-offense)	Oct. 31 Tony George (defense)	Sept. 17 Tim Tebow (offense)	Oct. 13 Jon Halapio (co-offensive line)
1990 Sept. 15 Will White (defense)	1999 Sept. 4 Shaun Ellis (defense)	Sept. 24 Tim Tebow (offense)	Oct. 20 Chas Rainey (special teams)
Nov. 3 Ephesians Bartley (co-defense)	Sept. 18 Alex Brown (defense)	Nov. 26 Drew Miller (offensive line)	Nov. 3 Sharrif Floyd (co-defensive line)
Huey Richardson (co-offense)	Oct. 30 Alex Brown (defense)	2008 Sept. 1 Brandon James (special teams)	Nov. 10 Loucheiz Purifoy (co-special teams)
Nov. 10 Shane Matthews (defense)	Sept. 16 Jesse Palmer (offense)	Sept. 8 Jermaine Cunningham (d-line)	Nov. 24 Mike Gillislee (co-special teams)
Tim Paulk (defense)	Oct. 14 Rex Grossman (offense)	Sept. 22 Brandon James (special teams)	2013 Sept. 22 Dante Fowler, Jr. (defensive line)
Nov. 17 Shane Matthews (offense)	Nov. 9 Jabar Gaffney (offense)	Oct. 6 Jeff Demps (freshman)	Sept. 29 Vernon Hargreaves III (freshman)
1991 Sept. 7 Shane Matthews (offense)	2001 Sept. 1 Rex Grossman (offense)	Maurkice Pouncey (offensive line)	Oct. 5 Loucheiz Purifoy (defensive)
Sept. 14 Errict Rhett (offense)	Sept. 22 Robert Gillespie (offense)	Oct. 13 Brandon Spikes (defense)	2014 Sept. 8 Max Garcia (offensive line)
Sept. 28 Brad Culpepper (defense)	Oct. 6 Alex Brown (defense)	Oct. 27 Jeff Demps (special teams)	Sept. 15 Kyle Christy (special teams)
Oct. 12 Larry Kennedy (defense)	Oct. 27 Rex Grossman (offense)	Nov. 3 Joe Haden (defense)	Oct. 6 Jalen Tabor (co-freshman)
Nov. 2 Willie Jackson (offense)	Nov. 20 Andra Davis (defense)	Nov. 10 Tim Tebow (offense)	Oct. 3 Max Garcia (offensive line)
Tim Paulk (defense)	2002 Sept. 21 Rex Grossman (offense)	Nov. 17 Percy Harvin (offense)	Nov. 10 Mike McNeely (special teams)
Nov. 9 Shane Matthews (offense)	Sept. 28 Keiwan Ratliff (defense)	Nov. 24 Jermaine Cunningham (defense)	Nov. 10 Treon Harris (freshman)
Nov. 30 Darren Mickell (co-defense)	Nov. 2 Guss Scott (defense)	Dec. 1 Chris Rainey (freshman)	2015 Sept. 21 Jon Bullard (defensive line)
1992 Sept. 12 Errict Rhett (offense)	2003 Sept. 27 Johnny Lamar (defense)	Tim Tebow (offense)	Sept. 28 Antonio Callaway (freshman)
Oct. 31 Shane Matthews (defense)	Oct. 11 Matt Leach (special teams)	Carlos Dunlap (defensive line)	Oct. 5 Antonio Morrison (defense)
Nov. 7 Carlton Miles (offense)	Oct. 18 Keiwan Ratliff (defense)	2009 Sept. 5 Brandon James (co-special teams)	Nov. 1 Antonio Morrison (defensive)
Nov. 21 Shane Matthews (defense)	Nov. 1 Matt Leach (special teams)	Sept. 12 Tim Tebow (offense)	Nov. 9 Alex McCalister (defensive)
1993 Oct. 2 Danny Wuerrffel (offense)	2004 Sept. 25 Ciatrck Fason (offense)	Sept. 26 Marcus Gilbert (offensive line)	2016 Oct. 29 Martez Ivey (offensive line)
Oct. 30 Errict Rhett (offense)	Oct. 2 Chris Leak (offense)	Oct. 17 Caleb Sturgis (special teams)	Nov. 12 Martez Ivey (offensive line)
Nov. 6 Terry Dean (offense)	Nov. 13 Chris Leak (offense)	Nov. 7 Chas Henry (special teams)	Nov. 19 Tyrie Cleveland (freshman)
1994 Oct. 1 Kevin Carter (defense)	Nov. 20 Ray McDonald (defense)	Nov. 16 Joe Haden (defense)	Nov. 19 Eddy Pineiro (special teams)
Nov. 12 Anthon Lott (defense)	2005 Sept. 1-5 Chris Hetland (special teams)	Nov. 28 Tim Tebow (offense)	Nov. 19 David Reese (defensive)
1995 Sept. 9 Anthon Lott (defense)	Sept. 17 Mike Hetland (special teams)	Nov. 28 Mike Pouncey (offensive line)	
Sept. 16 Danny Wuerrffel (offense)	Sept. 24 Chris Hetland (special teams)	2010 Sept. 4 Jake Howard (defensive line)	
Oct. 14 Danny Wuerrffel (offense)	Oct. 8 Jeremy Mincey (defensive line)	Sept. 11 Jeff Demps (special teams)	
Oct. 28 Lawrence Wright (defense)	Oct. 29 Drew Miller (offensive line)	Mike Pouncey (offensive line)	

**POSTSEASON ALL-STAR GAMES**

<b>BATTLE OF FLORIDA</b>	<b>FLORIDA ALL-STAR</b>	<b>DB Jarvis Williams</b>	<b>E Don Brown</b>	<b>G Larry Gagner</b>	<b>2000 QB Jesse Palmer</b>
2011 DE William Green	<b>GRIDIRON CLASSIC</b>	FS Louis Oliver	C Carroll McDonald	1966 C Bill Carr	2001 DL Alex Brown
WR Deonte Thompson	1998 DE Tim Beauchamp	DT Huey Armstrong	T Don Hunter	1968 OG Guy Dennis	1968 K Jeff Chandler
OL Dan Wenger	DB Teako Brown	DE Huey Richardson	T Joe D'Agostino	1969 DB Steve Tannen	1969 LB Andra Davis
	DE Willie Cohen	RB Richard Fain	T Arch Cassidy	1970 DL Jack Youngblood	2002 RB Earnest Graham
<b>CASINO DEL SOL COLLEGE</b>	WR Travis McGriff	DT Brad Culpepper	T Ray Browne	1971 QB John Reaves	DB Taylor Jacobs
<b>ALL-STAR GAME (Tucson, Ariz.)</b>	1999 OG Weston Blackshear	C Cal Dixon	C Steve Delatorre	1972 LB Fred Abbott	DB Todd Johnson
2012 WR Frankie Hammond, Jr.	OT Cooper Carlisle	ILB Tim Matthews	HB Jackie Simpson	1973 LB John Reaves	LB Mike Nattiel
WR Omari Hines	QB Doug Johnson	QB Shane Matthews	FB Joe Brodsky	1974 OL Burton Lawless	TE Aaron Walker
	LB Keith Kelsey	WR Willie Jackson	G John Barrow	1975 RB Jimmy DuBoise	2003 DL Bobby McCray
	TE Erron Kinney	QB Terry Dean	H Jim Rountree	1976 LB Sammy Green	DB Keiwan Ratliff
<b>EAST-WEST SHRINE GAME</b>	2000 RB Bo Carroll	PK Judd Davis	F Dan Pelham	1976 DB Alvin Cowans	DB Guss Scott
1925 HB Edgar Jones	DT Derrick Chambers	DE Kevin Carter	T Charlie Mitchell	1977 WR Wes Chandler	OL Max Stark
1971 QB John Reeves	FB Rod Frasier	DT Ellis Johnson	HB Jack Westbrook	1982 TE Chris Faulkner	2005 OL Mike Degory
RB Mike Rich	DT Buck Gurley	RB Larry Kennedy	E Dan Edgington	1982 RB James Jones	2006 WR Dallas Baker
1977 WR Wes Chandler	QB Jesse Palmer	WR Jack Jackson	FB Don Goodman	1983 DB Tony Lilley	LB Earl Everett
1980 LB David Little	WR Alex Willis	DL Mark Campbell	E Russ Brown	1983 LB Wilber Marshall	QB Chris Leak
1983 QB Wayne Peace	2001 DB Bennie Alexander	OT Jason Odell	DB Haygood Clarke	1984 QB Wayne Peace	DL Ray McDonald
1984 OT Crawford Ker	LB Travis Carroll	C Jeff Mitchell	T Frank Lasky	1984 OL Phil Bromley	2007 WR Andre Caldwell
1985 OLB Patrick Miller	RB Robert Gillespie	QB Danny Wuerrffel	G Jack Katz	1984 OL Lomas Brown	2008 OL Jason Watkins
1988 DT Rhondy Weston	OL Tommy Moody	OG Tommy Young	FB Larry Dupree	1985 RB Lorenzo Hampton	2009 WR Riley Cooper
	OL Zac Zedalis	PK Jeff Chandler	T Dennis MacLean	1985 RB John L. Williams	2010 DB Ahmad Black
	2002 LB Bam Hartmon	DE Alex Brown	T Sid Murphy	1986 OL Jeff Zimmerman	OL Marcus Gilbert
	DE Marcus Oquendo-Johnson	LB Andra Davis	LB Don Giordano	1987 QB Kerwin Bell	P Chas Henry
	2003 RB Ran Carthon	OL Tommy Moody	QB Larry Rentz	DB Jarvis Williams	2011 DL Jaye Howard
	WR Kelvin Knight	OL Zac Zedalis	OL Guy Dennis	1989 WR Stacey Simmons	RB Chris Rainey
	WR Carrell Lee	2002 WR Taylor Jacobs	1971 RB Tommy Durrance	1990 DB Richard Fain	2012 LB Jon Bostic
	DE Darlene Perez	DT Tron LaFavor	TE Jim Yancey	TE Kirk Kirkpatrick	RB Mike Gillislee
	2004 DB Cory Bailey	LB Mike Nattiel	2009 LB Ryan Stamper	LB Godfrey Myler	OL Xavier Nixon
	PK Matt Leach	TE Aaron Walker	2010 DE Justin Trautou	1991 K Arden Czerwinski	2013 OL Jon Halapio
	OL Mo Mitchell	DE Darrell Lee		OL Mark White	WR Solomon Patton
	WR O.J. Small	2005 DE Jeremy Mincey	<b>RAYCOM COLLEGE ALL-STAR</b>	1992 DB Lawrence Hatch	DB Jaylen Watkins
	2016 DL Bryan Cox, Jr.	2006 DE Joe Cohen	<b>CLASSIC (Mobile, Ala.)</b>	1992 LB Carlton Miles	OL Max Garcia
	DL Joey Ivie	CB Reggie Lewis	2012 DL Omar Hunter	DB Will White	OL Trenton Brown
		OL Steve Rissler		1993 DL William Gaines	OL Max Garcia
	<b>HULA BOWL</b>			1995 LB Dexter Daniels	2015 DL Jon Bullard
	1966 QB Steve Spurrier	<b>MEDAL OF HONOR BOWL</b>	<b>SENIOR BOWL</b>	WR Chris Doering	TE Jake McGee
	HB Dick Trapp	2013 WR Solomon Patton	1949 B Charles Hunsinger	LB Ben Hanks	DB Brian Poole
	1967 LB Mike Kelley	2014 P Kyle Christy	C Jimmy Kynes	1996 DB Anthon Lott	2016 LB Alex Anzalone
	1971 LB Mike Kelley		E Jim French	DB Lawrence Wright	
	1980 DB Tim Groves		1955 C Steve DeLaTorre	1997 RB Fred Taylor	<b>TEXAS VS. THE NATION</b>
	1981 OL David Galloway		1957 T Charlie Mitchell	DB Fred Weary	2012 DL Earl Okine
	1982 DB James Jones	<b>NFLPA COLLEGIATE BOWL</b>	B Jim Rountree	2012 DB Tony George	
	TE Chris Faulkner	2013 C Jon Harrison	T Vel Heckman	WR Travis McGiff	
	LB Wilber Marshall	<b>NORTH-SOUTH SHRINE GAME</b>	E Dave Hudson	LB Mike Peterson	
	1984 OT Lomas Brown	1948 C John Gilbert	E Floyd Dean	LB Johnny Rutledge	
	RB Lorenzo Hampton	1949 QB Vic Vaccaro	T Frank Lasky		
	1985 LB Leon Pennington	1950 QB Angus Williams	B Larry Dupree		
	1986 WR Ricky Nattiel	1951 FB Floyd Huggins	T Dennis Murphy		
	1987 OLB Clifford Charlton		E Charles Casey		

## SOUTHEASTERN CONFERENCE HONOR ROLL

1954 Bob Davis, HB  
 1960 Pat Patchen, E  
 1962 Larry Travis, G  
 1963 Jack Katz, G  
 1964 Bill Richbourg, G  
 1965 Charles Casey, E; John Whatley, T  
 1966 Jack Coons, E; Jim Benson, G; Doug Splane, T; Graham McKeele, FB; Paige Cutcliffe, T  
 1967 Jack Coons, TE; Graham McKeele, FB  
 1969 Carlos Alvarez, E; Mac Steen, T  
 1970 Carlos Alvarez, SE  
 1971 Carlos Alvarez, SE; Jim Yancey, TE  
 1972 Fred Abbott, LB; Buster Morrison, P  
 1973 Vince Kendrick, FB; Jim Revels, HB  
 1974 Jimmy Kynes, C; Buster Morrison, P  
 1975 Gerald Loper, G  
 1976 David Posey, PK; Darrell Carpenter, T  
 1977 Wes Chandler, WR; Melvin Flournoy, T  
 1978 Cris Collinsworth, WR; Joe Voor, DE; Jim Subers, OG  
 1980 Jim Subers, OG; Cris Collinsworth, WR; Spencer Jackson, WR; John Redmond, C; Dan Plonk, OG  
 1981 Wayne Peace, QB; Bee Lang, WR; Spencer Jackson, WR; Dan Plonk, OG; Brian Clark, PK; Vito McKeever, DB; Robin Fisher, NG  
 1982 Wayne Peace, QB; Dan Plonk, OL; Jon Moyle, OL  
 1983 Gary Rolle, WR; Jon Moyle, OL; Neal Anderson, RB; Bruce Vaughan, DB  
 1984 Ricky Nattiel, WR; Bill Nelson, LB; Chris Perkins, PK; Gary Rolle, WR; Scott Trimble, OT; Bret Wiechmann, WR  
 1985 Bret Wiechmann, WR; Rowland Cummings, OLB  
 1986 Bret Wiechmann, WR; Walter Byrd, OLB; Ricky Nattiel, WR; Joey Nicoletto, LB; John Spierdo, DB; Robert Lasky, DT  
 1987 Louis Oliver, DB; Huey Richardson, OLB; Cedric Smith, FB; Charlie Wright, OG; Joe Vorwerk, OLB; Dale Cole, OG; Doug Evans, DT; Richard Fain, DB; Joey Nicoletto, LB; Chris Birch, OG  
 1988 Owen Bartruff, OLB; Louis Oliver, FS; Tony Leon, DB; Jeff Roth, MG; John Spierdo, DB; Charlie Wright, OG; Cedric Smith, FB; Huey Richardson, OLB; Herbert Perry, QB; Brad Culpepper, MG; Cal Dixon, OL  
 1989 Brad Culpepper, MG; Cal Dixon, C; John Durden, OT; John David Francis, PK; Huey Richardson, OLB; Cedric Smith, FB; Chuck Wabbersen, RB  
 1990 Mike Brown, DB; Michel Cohen, QB; Brad Culpepper, DT; Cal Dixon, C; Jerry Odom, LB; Huey Richardson, DE; Cornell Tinner, OLB; Chuck Wabbersen, RB  
 1991 Chris Bilkie, FB; Norm Bolduc, WR; Michael Cohen, QB; Brad Culpepper, DT; Terry Dean, QB; Steve Dee, DT; Cal Dixon, C; Jim Franklin, TE; Michael Gilmore, DB; Matt Harbanis, LB; Kris Lay, DB; David Swain, OG  
 1992 Chris Bilkie, FB; Michel Cohen, QB; Kendall Cook, PK; Terry Dean, QB; Michael Gilmore, DB; Earl Higgs, RB; Jeremy Kennedy, TE; Matt Kochevar, DB; Ron Perez, P; David Swain, OG; Brian White, PK  
 1993 James Bates, ILB; Chris Bilkie, FB; Judd Davis, PK; Terry Dean, QB; Michael Gilmore, DB; Jeff Mitchell, OG; David Nabavi, WR; Jason Odom, OT; David Swain, C; Adam Whitehurst, QB; Lawrence Wright, DB; Danny Wuerrffel, QB  
 1994 James Bates, ILB; Chris Bilkie, FB; Dexter Daniels, LB; Jason Dean, WR; Terry Dean, QB; Chris

Doering, WR; Bart Edmiston, PK; Jerome Evans, FB; Michael Gilmore, DB; Kevin Johnson, C; Brian Kovack, ILB; Jeff Mitchell, OG; David Nabavi, WR; Jason Odom, OT; Scott Perry, DE; David Swain, C; Lawrence Wright, DB; Danny Wuerrffel, QB; Jon Xynidis, DB  
 1995 Noah Brindise, QB; Bart Edmiston, PK; Jerome Evans, FB; Mike Jackson, DE; Terry Jackson, TB; Kevin Johnson, C; Brian Kovack, ILB; Anthonie Lott, CB; Jeff Mitchell, OG; David Nabavi, WR; Scott Perry, DE; Lawrence Wright, DB; Danny Wuerrffel, QB; Jon Xynidis, DB  
 1996 Tremayne Allen, TE; Noah Brindise, QB; Cooper Carlisle, OT; Bart Edmiston, PK; Jerome Evans, FB; Demetric Jackson, DB; Terry Jackson, RB; Erron Kinney, TE; Jeff Mitchell, C; David Nabavi, WR; Jason Perry, LB; Brian Schottenheimer, QB; Lawrence Wright, DB; Danny Wuerrffel, QB; Jon Xynidis, DB; Billy Young, QB  
 1997 Ian Alestock, RB; Scott Bryan, OT; Cooper Carlisle, OT; Collins Cooper, PK; Fred Hagberg, DT; Terry Jackson, RB; Ryan Kalich, OG; Matthew Kelley, LB; Shad Latson, DT; Matt McCoun, DB; Jason Perry, LB; Fred Weary, DB; Jon Xynidis, DB  
 1998 Cooper Carlisle, OT; David Dominguez, LB; Michael Holt, WR; Darrell Jackson, WR; Terry Jackson, RB; Ryan Kalich, OG; Erron Kinney, TE; Shad Latson, DE; Marquand Manuel, SS; Matt McCoun, SS; Travis McGriff, WR; Jesse Palmer, QB; Larry Richard, QB; Rob Roberts, FB; Nick Schiralli, WR; T.J. Truxon, RB; Scott Wise, LS; Billy Young, QB; Michael Younkun, LS  
 1999 Cooper Carlisle, OG; Robert Gillespie, RB; Russ Graevle, DE; Darrell Jackson, WR; Eric Jonsson, FB; Ryan Kalich, OG; Demetrius Lewis, DB; Marquand Manuel, DB; Matt McCoun, DB; Jesse Palmer, QB; Mike Pearson, OT; Paul Richmond, PK; Rob Roberts, FB; Nick Schiralli, WR; T.J. Truxon, FB; Aaron Walker, TE; Kenyatta Walker, OT; David Wasielewski, P; Kirk Wells, TE; Billy Young, QB  
 2000 Byron Hardmon, LB; Brian Haugabrook, WR; Tron LaFavor, DT; Marquand Manuel, DB; Matt McCoun, DB; Kevin McKinnon, QB; Jesse Palmer, QB; Mike Pearson, OT; Rob Roberts, TE; Chris Stephens, OT; Matt Walker, DB; Kirk Wells, TE; Wes Worthington, LB  
 2001 Casey Conner, WR; Robert Gillespie, WR; Bam Hardmon, LB; Danny Heard, WR; David Jorgensen, C; Tron LaFavor, DT; Marquand Manuel, FS; Mike Pearson, OT; Rob Roberts, FB; Aaron Walker, TE; Kirk Wells, TE; Zac Zedalis, C  
 2002 Casey Conner, WR; Mike Degory, C; Daryl Dixon, LF; Robert Gillespie, TB; Byron Hardmon, LB; Daniel Heard, WR; Todd Johnson, FS; Jonathan Lively, C/LS; Marquand Manuel, SS; Todd McCullough, LB; Mike Pearson, OT; Matt Piotrowicz, PK/P; Rob Roberts, FB; Ian Scott, DT; Brendt Talcott, PK; Kirk Wells, TE  
 2003 Steven Bell, OT; Vernell Brown, WR; Hunter Gain, TE; Andre Caldwell, WR; Shane Cimcock, LB; Casey Conner, WR; Channing Crowder, LB; Mike Degory, C; Earl Everett, LB; Tyler Guttler, RB; Doug Guziec, LB; Chris Hetland, K; Terrence Holmes, DB; Patrick Kelley, RB; Matt Kynes, QB; Billy Latsko, FB; Chris Leak, QB; Jonathan Lively, LS; Todd McCullough, LB; Ray McDonald, DT; Kyle Morgan, WR; Sean Morton, P; Eric Nappy, K

James Holliday, WR; Matt Piotrowicz, K; Alik Scott, LB; Brendt Talcott, K; Marcus Thomas, DL; Eric Wilbur, P  
 2004 Zephri Augustine, FS; Vernell Brown, DB; Darrell Carpenter, TE; Deshawn Carter, CB; Shane Cimock, LB; Mike Degory, C; Gavin Dickey, QB; Nick Fleming, P; Otto Graham, TE; Tyler Guttler, RB; Tim Higgins, WR; Terrence Holmes, DB; Matt Kynes, QB; Billy Latsko, FB; Chris Leak, QB; Jonathan Lively, LS; Todd McCullough, LB; Kyle Morgan, WR; Eric Nappy, K; James Newmeyer, WR; Jay Patella, LS; Matt Piotrowicz, K; Steve Rissler, LB; Alik Scott, FB; James Stone, OL; Eric Wilbur, P  
 2005 Alvin Butler, LB; Lance Butler, OL; Shane Cimock, LB; Mike Degory, OL; Otto Graham, TE; Tim Higgins, WR; Terrence Holmes, S; Cornelius Ingram, QB; Kyle Jackson, S; Matt Kynes, QB; Billy Latsko, QB; Chris Leak, QB; Markus Manson, RB; Kyle Morgan, WR; Eric Nappy, K; James Newmeyer, WR; Doug Pokorny, OL; Steve Rissler, OL; Brandon Siler, LB; James Smith, LS; Phil Trautwein, OL; Joey Viscusi, LB  
 2006 Cam Brewer, WR; Curtis Carr, S; Andrew Fritze, K; Eddie Haupt, OL; Brad Hiers, OL; Tim Higgins, WR; Cade Holliday, WR; Joey Iijas, K; Andrew Johnson, FB; Bobby Kane, P; Billy Latsko, FB; Chris Leak, QB; Markus Manson, RB; Kestahn Moore, RB; Dorian Monroe, S; Eric Nappy, K; David Nelson, WR; Jonathan Phillips, K; Steve Rissler, C; Butch Rowley, LS; Brandon Siler, LB; James Smith, LS; Ryan Stamper, LB; Phil Trautwein, OL  
 2007 Derek Baldry, TE; Jim Barrie, OL; Telly Concepcion, DB; Riley Cooper, WR; Javier Estopinan, DL; Andrew Fritze, K; Eddie Haupt, OL; Brad Hiers, OL; Aaron Hernandez, TE; Joey Iijas, K; Andrew Johnson, FB; Bobby Kane, K; Markus Manson, CB/RB; Kestahn Moore, RB; Jonathan Phillips, K; Wondy Pierre-Louis, CB; Chris Pintado, LB; Vernon Shelton, DL; James Smith, Joey Sorrentino, WR; LS; Ryan Stamper, LB; Tim Tebow, QB; Phil Trautwein, OL; Paul Wilson, WR; Cody Worton, S  
 2008 Lamar Abel, DL; Jim Barrie, OL; Brendan Beal, LB; John Brantley, QB; Jeremy Brown, CB; Vincent Brown, CB; Tate Casey, TE; Jamaal Deveaux, LB; John Fairbanks, DL; Brandon Frazier, WR; Andrew Fritze, DB; Marquis Hannah, DB; Chas Henry, P; Aaron Hernandez, TE; Brad Hiers, OL; Corey Hobbs, OL; Reginald Hopkins, DB; Janoris Jenkins, CB; Moses Jenkins, CB; Bobby Kane, P; Levi Leigh, DB; Duke Lemmens, DE; Ean McQuay, RB; Kestahn Moore, RB; Jonathan Phillips, K; Chris Pintado, LB; Shawn Schmieder, OL; James Smith, LS; Joey Sorrentino, DB; Caleb Sturgis, K; Tim Tebow, QB; Justin Trattout, DE; Phil Trautwein, OL; Jason Watkins, OL; Mike Williamson, LS; Paul Wilson, WR; Major Wright, S  
 2009 Brendan Beal, LB; Gary Beemer, OL; Rick Burgess, FB; Jeff Demps, RB; John Fairbanks, LS; Brandon Frazier, WR; Frankie Hammond, WR; Jonathan Harrison, OL; Corey Henderson, CB; Chas Henry, P; Cade Holliday, WR; David Lerner, P; Dorian Monroe, S; Jonathan Phillips, PK; Chris Pintado, LB; T.J. Pridemore, FB; Michael Ross, LB; Shawn Schmieder, OL; Joey Sorrentino, WR; William Steinmann, OL; Caleb Sturgis, PK; Tim Tebow, QB; David Young, OL  
 2010 Gary Beemer, DT; Zack Brust, K; Trey Burton, QB; John Fairbanks, LS; Christopher Guido, LS; Frank-

ie Hammond Jr., WR; Cody Hampton, LS; Chas Henry, P; Jelani Jenkins, LB; Duke Lemmens, DE; David Lerner, P; T.J. Pridemore, FB; Sam Robey, C; Michael Ross, FB; Brandon Sanders, CB; Shawn Schmieder, DT; William Steinmann, T; Caleb Sturgis, K; Justin Trattout, DE  
 2011 Phillip Bellino, RB; Brian Biada, DB; John Brantley, QB; Zach Brust, K; Clay Burton, TE; Tim Clark, DB; Jeff Demps, RB; Jeff Driskel, QB; Drew Ferris, LS; William Green, DE; Chris Guido, LS; Cody Hampton, LS; Jelani Jenkins, LB; David Lerner, P; Minch Minchin, LB; Ryan Parrish, QB; Brad Phillips, K; Solomon Schooner, WR; William Steinmann, TE; Caleb Sturgis, K; Hygens Success, LB; Francisco Velez, K  
 2012 Stephen Alli, WR; Jon Bostic, LB; Jeremy Brown, DB; Clay Burton, TE; Kyle Christy, P; Tim Clark, DB; Jeff Driskel, QB; Drew Ferris, LS; Frankie Hammond, Jr., WR; Mike McNeely, WR; Antonio Morrison, LB; Ryan Parrish, QB; Brad Phillips, K; Christian Provanca, QB; Marcus Roberson, DB; Valdez Showers, DB; Jesse Schmitt, RB; Evan Schroeder, WR; Caleb Sturgis, K; Francisco Velez, K  
 2013 Cody Adams, LB; Raphael Andrades, WR; Jeremy Brown, DB; David Campbell, LB; Kyle Christy, P; Tim Clark, DB; Bair Diamond, TE; Drew Ferris, LS; Max Garcia, OL; Austin Hardin, K; Mark Herndon, RB; Michael Iorio, DB; Joey Ivie, DL; Chris Maignan, DB; Darius Masline, WR; Michael McNeely, WR; A.J. Mogley, WR; Skyler Mornhinweg, QB; Antonio Morrison, LB; Tyler Murphy, QB; Ryan Parrish, WR; Brad Phillips, K; Christian Provanca, QB; Matt Rolin, LB; Evan Schroeder, WR; Colin Thompson, TE; Francisco Velez, K; Justin Vogel, P; Dakota Wilson, DL  
 2014 Alex Anzalone, LB; Clay Burton, TE; Kyle Christy, P; Bair Diamond, TE; Jeff Driskel, QB; Drew Ferris, LS; Case Harrison, WR; Michael Iorio, DB; Joey Ivie, DL; Michael McNeely, WR; Skyler Mornhinweg, QB; Antonio Morrison, LB; Keanu Neal, DB; Ryan Parrish, WR; Latroy Pittman, WR; Brandon Powell, RB; Christian Provanca, QB; Antonio Riles, OL; Evan Schroeder, WR; Jordan Sherit, DL; Valdez Showers, WR; Steven Stipe, LB; Johnny Townsend, P; Francisco Velez, K; Nick Washington, DB; Dakota Wilson, DL  
 2015 Alex Anzalone, LB; Khairi Clark, DL; Bair Diamond, TE; Brian Fallace, QB; Ryan Ferguson, TE; Eddie Giles, DB; Devin Grimm, LS; Jonathan Haneey, LS; Case Harrison, RB; Michael Iorio, DB; Kalif Jackson, WR; Jake McGee, TE; Andrew Mike, OL; Mark Norvelis, DB; Evan Schroeder, WR; Jordan Sherit, DL; Valdez Showers, WR; Garrett Stephens, DB; Steven Stipe, LB; Johnny Townsend, P; Dakota Wilson, DL; Quincy Wilson, DB  
 2016 Alex Anzalone, LB; Austin Appleby, QB; Khairi Clark, DL; Luke Del Rio, QB; Brian Fallace, TE; Ryan Ferguson, LB; Cristian Garcia, LB; Edwin Giles, DB; Harry Gornot, TE; Jon Gould, P; Josh Hammond, WR; Jonathan Haneey, LS; Marcell Harris, DB; Michael Iorio, DB; Kalif Jackson, TE; Kyle Johnson, LB; Camrin Knight, TE; Neil MacInnes, K; Andrew Mike, OL; Mark Norvelis, DB; Jordan Sherit, DL; Steven Stipe, LB; Freddie Swain, WR; Jacob Tilghman, LS; Johnny Townsend, P; Kyle Task, QB

## SOUTHEASTERN CONFERENCE ALL-FRESHMAN TEAM


1986 Octavius Gould, RB; Pat Moore, LB  
 1987 Ernie Mills, WR; Emmitt Smith, RB (SEC Freshman of the Year); Mark Murray, LB; Huey Richardson, LB  
 1988 Kyle Morris, QB; Willie McClendon, RB; Tim Paulk, LB  
 1989 Donald Douglas, QB; Will White, DB  
 1990 Errict Rhett, RB; Ed Robinson, LB  
 1991 Aubrey Hill, WR; Ellis Johnson, DL; Kevin Carter, DL; Larry Kennedy, DB; Shayne Edge, P  
 1992 Jack Jackson, WR; Reggie Green, OL; Johnnie Church, DL; David Barnard, DL; Ben Hanks, OLB  
 1993 Danny Wuerrffel, QB (SEC Freshman of the Year); Cameron Davis, DL; Darren Hambrick, LB; Lawrence Wright, DB; Anthonie Lott, DB  
 1994 Ike Hilliard, WR; Reidel Anthony, WR; Fred Taylor, RB; Elijah Williams, RB; Mike Harris, DB

1995 Jacques Green, WR; Mo Collins, OL; Terry Jackson, RB; Johnny Rutledge, LB; Mike Peterson, LB  
 1996 Ryan Kalich, OL; Reggie McGrew, DL; Jevon Kearse, LB  
 1997 Zac Zedalis, OL  
 1998 Kenyatta Walker, OL; Robert Gillespie, RB; David Wasielewski, P; Bennie Alexander, DB  
 1999 Mike Pearson, OL; Earnest Graham, RB; Daryl Dixon, DB; Todd Johnson, DB  
 2000 Jabar Gaffney, WR (SEC Freshman of the Year); Rex Grossman, QB; Clint Mitchell, DL; Travis Harris, LB  
 2002 Mike Degory, C  
 2003 Andre Caldwell, WR; Channing Crowder, LB; Earl Everett, LB; Chris Leak, QB (SEC Freshman of the Year); Ray McDonald, DT; Marcus Thomas, DL; Eric Wilbur, P


2004 Brandon Siler, LB (SEC Freshman of the Year)  
 2006 Percy Harvin, WR (SEC Freshman of the Year); Brandon James, RB/KR; Tim Tebow, QB  
 2007 Joe Haden, CB; A.J. Jones, LB; Maurkice Pouncey, OL; Major Wright, S  
 2008 Jeff Demps, RB; Will Hill, S; Janoris Jenkins, CB; Chris Rainey, RB  
 2009 Omar Hunter, DT; Xavier Nixon, OL  
 2010 Trey Burton, AP; Andre Debose, KR; Sharrif Floyd, DL; Jon Halapio, OL; Ronal Powell, LB; Jelani Jenkins, LB  
 2011 Chaz Green, OL; De'Ante Saunders, DB  
 2012 Jonathan Bullard, DL; Dante Fowler, Jr., DL; D.J. Humphries, OL; Antonio Morrison, LB  
 2013 Vernon Hargreaves III, DB; Kelvin Taylor, RB; Johnny Townsend, P  
 2014 Treon Harris, QB; Jalen Tabor, DB

2015 Martez Ivey, OL; Cece Jefferson, DL  
 2016 Jawaan Taylor, OL; Jabari Zuniga, DL

**NATIONAL HONORS**




Gary Rolle is one of six Gator players honored with the National Football Foundation Scholar-Athlete Award.




Danny Wuerffel was chosen as the 1995 and 1996 Verizon Academic All-American of the Year, as well as the recipient of the Draddy Trophy as the nation's premier scholar-athlete.



Brad Culpepper was the recipient of the Draddy Scholarship Trophy in 1991, presented annually by the National Football Foundation and College Hall of Fame to the nation's premier football scholar-athlete.



Bill Kynes was a recipient of a 1977 Rhodes Scholarship. DB Michael Gilmore was a national finalist for that award in 1993.



Michael Gilmore was one of the nation's most honored scholar-athletes during 1993-94. He was a first-team Academic All-American Team member both of those years, as well as a first-team Hitachi/CFA Scholar-Athlete Team recipient. In 1994, he received the National Football Foundation and College Hall of Fame Scholar-Athlete Award and the NCAA Post-graduate Scholarship Award.



**Florida is the only school in the nation to claim three recipients of the William V. Campbell Trophy, which honors the nation's premier scholar-athlete.**

**Defensive tackle Brad Culpepper won the award in 1991, quarterback Danny Wuerffel garnered the honor in 1996 and quarterback Tim Tebow earned the recognition in 2009.**

**ACADEMIC ALL-AMERICA TEAM**

Prior to 2004, the Academic All-America Team; 2005-present, ESPN The Magazine Academic All-American Team

- 1965 E Charles Casey (N/A)
- 1969 E Carlos Alvarez (1st Team)
- 1970 E Carlos Alvarez (2nd Team)
- 1971 E Carlos Alvarez (2nd Team)
- 1976 K David Posey (1st Team)
- 1977 RB-WR Wes Chandler (1st Team)
- 1980 WR Cris Collinsworth (1st Team)
- 1984 WR Gary Rolle (1st Team)
- 1991 DT Brad Culpepper (1st Team)
- 1993 DB Michael Gilmore (1st Team)
- 1994 QB Terry Dean (1st Team)  
DB Michael Gilmore (1st Team)
- 1995 QB Danny Wuerffel (1st Team)
- 1996 QB Danny Wuerffel (1st Team)
- 1998 RB Terry Jackson (2nd Team)
- 2007 QB Tim Tebow (1st Team)
- 2008 QB Tim Tebow (1st Team)
- 2009 QB Tim Tebow (1st Team)

**ESPN THE MAGAZINE ACADEMIC ALL-AMERICAN OF THE YEAR**

- 2008 QB Tim Tebow
- 2009 QB Tim Tebow

**NATIONAL FOOTBALL FOUNDATION SCHOLAR-ATHLETE AWARD WINNERS**

- 1976 DT Darrell Carpenter
- 1984 WR Gary Rolle
- 1991 DT Brad Culpepper
- 1994 DB Michael Gilmore
- 1996 QB Danny Wuerffel
- 2009 QB Tim Tebow

**NATIONAL FOOTBALL FOUNDATION LEGACY AWARD WINNER**

- 2014 WR Michael McNeely

**NCAA TODAY TOP EIGHT AWARD**

- 1996 QB Danny Wuerffel
- 2009 QB Tim Tebow

**CFA SCHOLAR-ATHLETE TEAM**

- 1991 DT Brad Culpepper  
C Cal Dixon
- 1993 DB Michael Gilmore
- 1994 DB Michael Gilmore
- 1995 QB Danny Wuerffel
- 1996 DB Lawrence Wright  
QB Danny Wuerffel

**NCAA POST-GRADUATE SCHOLARSHIP AWARD**

- 1971 WR Carlos Alvarez
- 1976 DT Darrell Carpenter
- 1986 WR Bret Weichmann
- 1990 DE Huey Richardson
- 1994 DB Michael Gilmore
- 1997 QB Danny Wuerffel
- 1999 RB Terry Jackson

**RHODES SCHOLAR PROGRAM**

- 1928 G William McRae, Jr., (Recipient)
- 1977 QB Bill Kynes (Recipient)
- 1993 DB Michael Gilmore (state of Florida nominee, Finalist)

**ACADEMIC ALL-AMERICA HALL OF FAME**

- 1989 WR Carlos Alvarez
- 2001 WR Cris Collinsworth
- 2015 QB Danny Wuerffel

**WILLIAM V. CAMPBELL TROPHY**

- Presented to the Nation's Premier Scholar-Athlete by the National Football Foundation and College Hall of Fame; formerly the Draddy Trophy
- 1991 DT Brad Culpepper
  - 1996 QB Danny Wuerffel
  - 2005 C Mike Degory (semifinalist)
  - 2006 QB Chris Leak (semifinalist)
  - 2008 LS James Smith (semifinalist)
  - 2009 QB Tim Tebow



**ALL-AMERICAN FOOTBALL  
FOUNDATION COACH OF THE YEAR**

2006 Urban Meyer

**HEISMAN TROPHY BALLOTING**

1965 QB Steve Spurrier (9th)  
1966 QB Steve Spurrier (1st)  
1975 FB Jimmy DuBose (6th)  
1977 WR Wes Chandler (10th)  
1987 RB Emmitt Smith (9th)  
1989 RB Emmitt Smith (7th)  
1991 QB Shane Matthews (5th)  
1995 QB Danny Wuerffel (3rd)  
1996 QB Danny Wuerffel (1st)  
2001 QB Rex Grossman (2nd)  
2007 QB Tim Tebow (1st)  
2008 QB Tim Tebow (3rd)  
2009 QB Tim Tebow (5th)

**MAXWELL AWARD**

1996 QB Danny Wuerffel  
2007 QB Tim Tebow  
2008 QB Tim Tebow  
2009 QB Tim Tebow (finalist)  
2012 RB Mike Gillislee (1 of 16 semifinalists)

**NATIONAL PLAYER OF THE YEAR**

1995 QB Danny Wuerffel (recipient) (College Football Foundation)  
1996 QB Danny Wuerffel (recipient) (Walter Camp, National Football Foundation)  
2001 QB Rex Grossman (recipient) (AP)  
2007 QB Tim Tebow (recipient) (AP)  
2008 QB Tim Tebow (Walter Camp Finalist)  
2009 QB Tim Tebow (1 of 5 finalists)

**NATIONAL DEFENSIVE  
PLAYER OF THE YEAR**

1983 LB Wilber Marshall (Recipient from ABC)  
1994 DT Ellis Johnson (Recipient from CNN)  
1994 DE Kevin Carter (1 of 5 finalists by Football News)  
1996 DB Anthonie Lott (1 of 15 semifinalists by Football News)  
1997 DB Fred Weary (1 of 15 semifinalists by Football News)  
1998 LB Jevon Kearse (1 of 3 finalists for Bednarik Award by Maxwell Club of Philadelphia)  
1998 LB Jevon Kearse (1 of 3 finalists by Football News)  
1999 DE Alex Brown (1 of 15 semifinalists by Football News)  
2001 DE Alex Brown (1 of 5 finalists for Nagurski Trophy)  
2006 S Reggie Nelson (1 of 5 finalists for Nagurski Trophy)  
2006 LB Brandon Siler (1 of 15 semifinalists for Bednarik Award)  
2008 LB Brandon Spikes (Recipient from Chevrolet)  
2009 LB Brandon Spikes (1 of 3 finalists for Bednarik Award by Maxwell Club of Philadelphia)

**NATIONAL OFFENSIVE  
PLAYER OF THE YEAR**

1995 QB Danny Wuerffel (Football News)  
1996 QB Danny Wuerffel (Sporting News, Football News)  
1997 WR Jacquez Green (1 of 15 semifinalists by Football News)  
1999 WR Darrell Jackson (1 of 15 semifinalists by Football News)  
2001 QB Rex Grossman (AP, 1 of 5 finalists by Football News)  
2001 WR Jabar Gaffney (1 of 15 semifinalists by Football News)  
2001 QB Rex Grossman (AP recipient, 1 of 3 finalists by Football News)  
2007 QB Tim Tebow (CBSSportsline.com, Rivals.com)  
2008 QB Tim Tebow (AP)  
2009 QB Tim Tebow (AP)

**NATIONAL FRESHMAN  
PLAYER OF THE YEAR**

*PRESENTED BY STREET AND SMITH'S*  
1987 RB Emmitt Smith  
2000 WR Jabar Gaffney

**NATIONAL DEFENSIVE FRESHMAN OF  
THE YEAR**

*PRES. BY COLLEGE FOOTBALL NEWS*  
2013 DB Vernon Hargreaves III

**SULLIVAN AWARD** *(Presented by the  
AAU to the nation's top amateur athlete)*

2007 QB Tim Tebow  
2008 QB Tim Tebow

**TD CLUB OF COLUMBUS  
FRESHMAN PLAYER OF THE YEAR**

1987 RB Emmitt Smith  
2003 QB Chris Leak

**DAVEY O'BRIEN  
QUARTERBACK AWARD**

1982 Wayne Peace (1 of 12 finalists)  
1983 Wayne Peace (1 of 12 finalists)  
1985 Kerwin Bell (1 of 10 finalists and the only sophomore)  
1991 Shane Matthews (1 of 10 finalists)  
1992 Shane Matthews (1 of 10 finalists)  
1995 Danny Wuerffel (recipient)  
1996 Danny Wuerffel (recipient)  
1999 Doug Johnson (1 of 25 finalists)  
2001 Rex Grossman (1 of 3 finalists)  
2004 Chris Leak (1 of 13 semifinalists)  
2006 Chris Leak (1 of 18 semifinalists)  
2007 Tim Tebow (recipient)  
2008 Tim Tebow (1 of 13 semifinalists)  
2009 Tim Tebow (1 of 3 finalists)

**NATIONAL QUARTERBACK  
OF THE YEAR**

*NATIONAL QUARTERBACK CLUB*  
2006 Chris Leak

**MANNING AWARD** *(Presented to the  
nation's best quarterback beginning in 2004)*

2008 Tim Tebow  
2009 Tim Tebow (1 of 10 finalists)

**UNITAS GOLDEN ARM AWARD**  
*(Presented to the nation's top senior  
quarterback)*

1992 Shane Matthews (1 of 6 finalists)

1994 Terry Dean (1 of 12 semifinalists)  
1996 Danny Wuerffel (recipient)  
1999 Doug Johnson (1 of 16 final nominees)  
2009 Tim Tebow (1 of 5 finalists)

**SAMMY BAUGH TROPHY**

*(Presented to nation's top passer)*  
1971 John Reaves  
1996 Danny Wuerffel

**BILETNIKOFF AWARD**

*(Presented to the nation's top wide receiver)*  
1994 Jack Jackson (1 of 3 finalists)  
1996 Reidel Anthony (1 of 3 finalists)  
Ike Hilliard (1 of 10 semifinalists)  
1997 Jacquez Green (1 of 3 finalists)  
1998 Travis McGriff (1 of 10 semifinalists)  
1999 Darrell Jackson (1 of 10 semifinalists)  
2001 Jabar Gaffney (1 of 3 finalists)  
2001 Reche Caldwell (1 of 12 semifinalists)  
2002 Taylor Jacobs (1 of 10 semifinalists)  
2005 Chad Jackson (1 of 15 semifinalists)  
2007 Percy Harvin (1 of 10 semifinalists)

**LOMBARDI AWARD**

*(Presented to the nation's top  
linebacker lineman)*  
1982 OLB Wilber Marshall (1 of 12 finalists and the only junior selected)  
1985 OLB Alonzo Johnson (1 of 12 finalists)  
1990 DE Huey Richardson (1 of 12 finalists)  
1994 DE Kevin Carter (1 of 12 finalists)  
1995 OT Jason Odom (1 of 12 semifinalists)  
1998 DT Ed Chester (1 of 12 semifinalists)  
LB Jevon Kearse (1 of 12 semifinalists)  
1999 DE Alex Brown (1 of 12 semifinalists)  
2000 DE Alex Brown (1 of 12 semifinalists)  
2001 DE Alex Brown (1 of 4 finalists)  
2008 LB Brandon Spikes (1 of 4 finalists)  
2009 LB Brandon Spikes (1 of 12 semifinalists)  
DE Carlos Dunlap (1 of 12 semifinalists)

**BUTKUS AWARD**

*(Presented to the nation's top linebacker)*  
1985 OLB Alonzo Johnson (1 of 10 finalists)  
1991 ILB Tim Paulk (1 of 10 finalists)  
1997 ILB Johnny Rutledge (1 of 10 semifinalists)  
1998 OLB Jevon Kearse (1 of 3 finalists)  
1998 ILB Johnny Rutledge (1 of 10 semifinalists)  
2001 ILB Andra Davis (1 of 12 semifinalists)  
2004 MLB Channing Crowder (1 of 12 semifinalists)  
2006 MLB Brandon Siler (1 of 10 semifinalists)  
2008 LB Brandon Spikes (1 of 3 finalists)  
2009 LB Brandon Spikes (1 of 5 finalists)  
2015 Antonio Morrison (1 of 10 finalists)

2016 Jarrad Davis (1 of 5 finalists)

**RIMINGTON TROPHY**

*(Presented to the nation's top center)*  
2005 Mike Degory (1 of 6 finalists)  
2009 Maurkice Pouncey (recipient)

**OUTLAND TROPHY**

*(Presented to the nation's top  
interior lineman)*  
1970 DE Jack Youngblood (1 of 10 finalists)  
1988 OT David Williams (1 of 12 semifinalists)  
1995 OT Jason Odom (1 of 3 finalists)  
1996 C Jeff Mitchell (1 of 13 semifinalists)  
OG Donnie Young (1 of 13 semifinalists)

**BRONKO NAGURSKI TROPHY**

*(Presented to the nation's best defensive  
player by the Charlotte TD Club)*  
2006 S Reggie Nelson (1 of 5 finalists)  
2008 LB Brandon Spikes (1 of 5 finalists)

**CHUCK BEDNARIK AWARD**

*(Presented to nation's best defensive player  
by The Maxwell Club)*  
1998 LB Jevon Kearse (1 of 3 finalists)  
2008 LB Brandon Spikes (Semifinalist)  
2009 LB Brandon Spikes (1 of 3 finalists)  
2012 S Matt Elam (1 of 16 semifinalists)  
2014 CB Vernon Hargreaves III (1 of 20 semifinalists)  
2015 DL Jon Bullard (1 of 20 semifinalists)  
CB Vernon Hargreaves III (1 of 20 semifinalists)  
2016 LB Jarrad Davis (1 of 18 semifinalists)

**LOTT TROPHY**

*(Presented to nation's best defensive player  
and highest character)*  
2008 LB Brandon Spikes (Quarterfinalist)  
2009 LB Brandon Spikes (Quarterfinalist)  
2016 LB Jarrad Davis (1 of 19 finalists)

**THORPE AWARD**

*(Presented to the nation's top  
defensive back)*  
1987 CB Jarvis Williams (1 of 10 semifinalists)  
1988 FS Louis Oliver (1 of 3 finalists)  
1990 CB Richard Fain (1 of 20 final nominees)  
1990 FS Will White (1 of 15 semifinalists)  
1996 SS Lawrence Wright (recipient)  
1997 CB Fred Weary (1 of 3 finalists)  
2003 CB Keiwan Ratliff (1 of 3 finalists)  
2006 S Reggie Nelson (1 of 3 finalists)  
2009 CB Joe Haden (1 of 3 finalists)  
2012 S Matt Elam (1 of 15 Semifinalists)  
2015 CB Vernon Hargreaves III (1 of 3 finalists)

**JACK TATUM AWARD**

*(Presented to the nation's  
most outstanding DB)*  
2006 S Reggie Nelson

**RAY GUY AWARD***(Presented to the nation's top punter)*

- 2005 Eric Wilbur (1 of 10 semifinalists)
- 2008 Chas Henry (1 of 10 semifinalists)
- 2009 Chas Henry (1 of 3 finalists)
- 2010 Chas Henry (recipient)
- 2012 Kyle Christy (1 of 3 finalists)
- 2015 Johnny Townsend (1 of 10 semifinalists)
- 2016 Johnny Townsend (1 of 10 semifinalists)

**LOU GROZA AWARD***(Presented to nation's top kicker)*

- 1993 Judd Davis (recipient)
- 1994 Judd Davis (semifinalist)
- 1999 Jeff Chandler (semifinalist)
- 2000 Jeff Chandler (semifinalist)
- 2003 Matt Leach (semifinalist)
- 2008 Jonathan Phillips (semifinalist)
- 2009 Caleb Sturgis (1 of 20 semifinalists)
- 2011 Caleb Sturgis (1 of 3 finalists)
- 2012 Caleb Sturgis (1 of 3 finalists)

**JOHN MACKEY AWARD***(Presented to the nation's top tight end)*

- 2003 Ben Troupe (1 of 3 finalists)
- 2009 Aaron Hernandez (recipient)
- 2015 Jake McGee (1 of 8 finalists)

**WUERFFEL TROPHY***(Awarded to player whom best exemplifies community service and academic excellence)*

- 2008 QB Tim Tebow

**WOODEN CUP***(Award given to the professional or collegiate athlete who makes the greatest positive impact in the lives of others)*

- 2008 QB Tim Tebow

**DICK SCHAAP SPORTSMAN OF THE YEAR AWARD**

- 2011 P David Lerner

**DISCOVER ORANGE BOWL COURAGE AWARD**

- 2011 P David Lerner (nominee)

**ESPY**

- 2008 QB Tim Tebow (Best Male College Athlete)

**DISNEY'S SPIRIT AWARD***(Presented to most inspirational player or team)*

- 2008 QB Tim Tebow (Recipient)
- 2008 DT Brandon Antwine (Nominee)

**U.S. SPORTS ACADEMY****ATHLETE OF THE YEAR***(Presented to the most outstanding athlete of the year, amateur or professional)*

- 2008 QB Tim Tebow (finalist)

**THE RUDY AWARD***(Presented to the player who demonstrates exemplary character, courage, contribution and commitment)*

- 2008 LS James Smith (Nominee)

**AWARDS AND RECOGNITION****ASSOCIATION****SPORTSMANSHIP AWARD***(Presented to the player who exemplifies sportsmanship on and off the field)*

- 2008 Javier Estopinan (finalist)

**SEC COACH OF THE YEAR***(AP, UPI, Nashville Banner – selected by league coaches)*

- 1960 Ray Graves (Nashville Banner)
- 1980 Charley Pell (UPI)
- 1984 Galen Hall (AP, UPI)
- 1990 Steve Spurrier (AP, UPI)
- 1991 Steve Spurrier (Nashville Banner)
- 1994 Steve Spurrier (Nashville Banner)
- 1995 Steve Spurrier (AP, Nashville Banner)
- 1996 Steve Spurrier (AP, Nashville Banner)
- 2012 Will Muschamp (Coaches, CBSSports.com)
- 2015 Jim McElwain (Coaches, AP, Athlon)

**SEC PLAYER OF THE YEAR***(Awarded by the Nashville Banner as selected by the league coaches)*

- 1966 QB Steve Spurrier
- 1975 FB Jimmy DuBose
- 1984 QB Kerwin Bell
- 1989 RB Emmitt Smith
- 1990 QB Shane Matthews
- 1991 QB Shane Matthews
- 1995 QB Danny Wuerffel
- 1996 QB Danny Wuerffel
- 2001 QB Rex Grossman

**SEC OFFENSIVE PLAYER OF THE YEAR***(Awarded by the AP beginning in 1998)*

- 2007 QB Tim Tebow
- 2008 QB Tim Tebow

**SEC DEFENSIVE PLAYER OF THE YEAR***(Awarded by the AP beginning in 1998)*

- 1998 LB Jevon Kearse
- 2001 DE Alex Brown
- 2003 CB Keiwan Ratliff

**JACOBS BLOCKING TROPHY***(Presented to the SEC's top blocker as selected by the league coaches)*

- 1984 OT Lomas Brown
- 1991 C Cal Dixon
- 1994 OT Jason Odom
- 1995 OT Jason Odom
- 1996 OG Donnie Young
- 2000 OT Kenyatta Walker

**SEC FRESHMAN OF THE YEAR**

- 1987 RB Emmitt Smith (Knoxville Sentinel)
- 1993 QB Danny Wuerffel (Knoxville Sentinel)
- 2000 WR Jabar Gaffney (Coaches)
- 2003 QB Chris Leak (AP, Coaches)
- 2004 LB Brandon Siler (Coaches)
- 2006 WR Percy Harvin (AP)

**SEC SPECIAL TEAMS****PLAYER OF THE YEAR***(Awarded by the AP beginning in 2004)*

- 2008 PR Brandon James
- 2012 K Caleb Sturgis (Co-Special Teams Player of the Year)

**SEC NEWCOMER OF THE YEAR***(Presented by Athlon Sports)*

- 2013 DB Vernon Hargreaves III

**NATIONAL FOOTBALL FOUNDATION COLLEGE FOOTBALL HALL OF FAME****PLAYERS**

- Dale Van Sickle, E, (1927-29), 1975\*
- Steve Spurrier, QB, (1964-66), 1986\*
- Jack Youngblood, DE, (1968-70), 1992\*
- Emmitt Smith, RB, (1987-89), 2006\*
- Wilber Marshall, LB, (1980-83), 2008\*
- Carlos Alvarez, WR, (1969-71), 2011\*
- Danny Wuerffel, QB, (1993-96), 2013\*
- Wes Chandler, WR, (1974-77), 2015\*

**HEAD COACHES**

- Charles Bachman (1928-32), 1978\*
- Ray Graves (1960-69), 1990\*
- Doug Dickey (1970-78), 2003\*

\*year inducted

### FERGIE FERGUSON AWARD

The Forrest K. (Fergie) Ferguson Award is given in memory of one of the all-time great athletes at Florida. It goes annually to the senior football player who displays outstanding leadership, character and courage.

Ferguson started at end for the Gators from 1939-41 and wrote pass receiving records which would stand until the pro-style passing era of the 1960s. He was an All-American in 1941. He was also a collegiate state boxing champion and in 1942 won the national AAU javelin championship.

Fergie entered the Army in 1942 as a second lieutenant and was severely wounded in the Normandy Invasion in 1944. He won the Distinguished Service Cross for his heroism under fire. He died of his war wounds 10 years later.



1954 FB Malcolm Hammock  
1955 C LB Steve DeLaTorre  
1956 T Larry Wesley  
1957 HB Jim Rountree  
1958 QB Jimmy Dunn  
1959 G Asa Cox  
1960 E Pat Patchen  
T Vic Miranda  
1961 T Jim Beaver  
1962 E Sam Holland  
1963 LB Jimmy Morgan  
HB Hagood Clarke  
1964 FB Larry Dupree  
1965 E Charles Casey  
1966 QB Steve Spurrier  
1967 E Richard Trapp  
1968 G Guy Dennis  
HB Larry Smith  
1969 DB Steve Tannen  
1970 E Jack Youngblood  
1971 QB John Reaves  
1972 LB Fred Abbott  
1973 NG David Hitchcock  
1974 SE Lee McGriff  
1975 FB Jimmy DuBose  
1976 QB Jimmy Fisher  
1977 SE Wes Chandler  
1978 DE Mike Dupree  
1979 DB Chuck Hatch  
1980 LB David Little  
1981 PK Brian Clark  
1982 FB James Jones  
1983 WR Dwayne Dixon  
1984 WR Gary Rolle  
1985 RB Neal Anderson  
1986 WR Ricky Nattiel

1987 QB Kerwin Bell  
1988 DB Louis Oliver  
1989 OT John Durden  
1990 TE Kirk Kirkpatrick  
1991 C Cal Dixon  
1992 DE Lex Smith  
1993 DT William Gaines  
1994 DB Michael Gilmore  
1995 OLB Ben Hanks  
1996 LB James Bates  
1997 LB Dwayne Thomas  
1998 DE Willie Cohens  
1999 OG Cheston Blackshear  
2000 QB Jesse Palmer  
2001 FB Rob Roberts  
2002 LB Bam Hardmon  
2003 FS Daryl Dixon  
2004 RB Ciatrick Fason  
2005 S Jarvis Herring  
2006 WR Jemalle Cornelius  
2007 WR Andre Caldwell  
2008 WR Louis Murphy  
2009 LB Ryan Stamper  
2010 DE Justin Trattou  
2011 LB Lerentee McCray  
QB John Brantley  
2012 DL Sharrif Floyd  
LB Jon Bostic  
WR Frankie Hammond  
DB Josh Evans  
2013 DB Jeremy Brown  
OL Kyle Koehne  
LB Darrin Kitchens  
2014 OL Max Garcia  
2015 DL Jon Bullard  
2016 LB Jarrad Davis

### JAMES W. KYNES AWARD

Presented annually to the player who best exemplified the mental and physical toughness and "iron-man" determination Kynes exhibited as a Gator player and in his lifetime. Up until the 2011 season, it was presented to the offensive lineman who best exemplified those traits. Close friends Tom MacDonald and George Levy originated the Kynes Award in 1986. The first recipient was offensive tackle David Williams.

Kynes, Florida's first All-SEC offensive lineman and captain of the 1949 team, was the last Gator football player to play every minute in a game, something he accomplished several times during his career, including in his final game against Alabama. He went on to become the youngest Attorney General in the state of Florida's history at age 37 and was a business and civic leader in Tampa until his death of cancer at age 60 on Oct. 13, 1988.

1986 OT David Williams  
1987 OG Bob Sims  
1988 OT David Williams  
1989 OG Chris Bromley  
1990 OT Mark White  
1991 OT Tony Rowell  
1992 OT Reggie Green  
1993 OG Jim Watson  
1994 OT Anthony Ingrassia  
1995 OG Reggie Green  
1996 OG Donnie Young  
1997 OT Zach Piller  
1998 OL Cooper Carlisle  
1999 OG Ryan Kalich  
2000 OT Mike Pearson  
2001 OL Zac Zedalis  
2002 OT Bryan Savelio  
2003 OG Shannon Snell  
2004 OT Jonathan Colon  
2005 OG Lance Butler  
2006 DT Steven Harris  
2007 OL Carlton Medder  
2008 OL Phil Trautwein  
OL Jason Watkins  
2009 C Maurkice Pouncey  
2010 C Mike Pouncey  
2011 QB John Brantley  
2012 LB Jon Bostic  
S Matt Elam  
2013 DL Dominique Easley  
OL Jon Halapio  
2014 LB Antonio Morrison  
2015 S Keanu Neal  
2016 OL Martez Ivey

### RAY GRAVES AWARD

Presented annually to the team's Most Valuable Player as selected by the team. Head Coach Steve Spurrier initiated the award in 1990 in tribute to Graves, who was head coach from 1960-69.

Graves compiled a 70-31-4 record at the Gator helm, then the record for most wins (70) in school history for a head coach. He led Florida to winning records in nine of his 10 seasons at the helm, including nine or more wins three times. Graves' teams also appeared in five bowl games, posting a 4-1 record. He coached Florida's first Heisman Trophy winner in Spurrier, who captured college football's most prestigious honor in 1966.

1990 TE Kirk Kirkpatrick  
1991 DT Tony McCoy  
1992 QB Shane Matthews  
ILB Carlton Miles  
1993 RB Errict Rhett  
1994 DT Ellis Johnson  
1995 QB Danny Wuerffel  
1996 QB Danny Wuerffel  
1997 RB Fred Taylor  
1998 LB Mike Peterson  
1999 PK Jeff Chandler  
2000 WR Jabar Gaffney  
2001 QB Rex Grossman  
2002 QB Rex Grossman  
2003 CB Keiwan Ratliff  
2004 RB Ciatrick Fason  
2005 CB Vernell Brown  
2006 S Reggie Nelson  
2007 QB Tim Tebow  
2008 QB Tim Tebow  
2009 CB Joe Haden  
QB Tim Tebow  
2010 S Ahmad Black  
2011 RB Chris Rainey  
2012 RB Mike Gillislee  
2013 WR Solomon Patton  
2014 DL Dante Fowler, Jr.  
2015 WR Antonio Callaway  
2016 Jordan Scarlett



**ALL-TIME NFL PLAYERS**

The following University of Florida players have appeared on a regular-season NFL roster.

*\*Research compiled by NFL Alumni Assoc. and NFL.com*

**Tremayne Allen** (TE/FB), Chicago Bears 1997-98

**Neal Anderson** (RB), Chicago Bears 1986-93

**Reidel Anthony** (WR), Tampa Bay Buccaneers 1997-2001

**Trace Armstrong** (DE), Chicago Bears 1989-94; Miami Dolphins 1995-2000; Oakland Raiders 2001-03

**Dallas Baker** (WR), Pittsburgh Steelers 2007-09

**Neiron Ball** (LB), Oakland Raiders 2015-16

**Ephesians Bartley** (OLB), Philadelphia Eagles 1992

**Jim Beaver** (DT), Philadelphia Eagles 1962

**Kerwin Bell** (QB), Atlanta Falcons 1988; Tampa Bay Buccaneers 1989; Indianapolis Colts 1996-97

**Ahmad Black** (DB), Tampa Bay Buccaneers 2011-13

**Jon Bostic** (LB), Chicago Bears 2013-15; New England Patriots 2015; Detroit Lions 2016

**Michael Brandon** (DE), Indianapolis Colts 1993; Arizona Cardinals 1994; San Francisco 49ers 1995-96

**Scot Brantley** (LB), Tampa Bay Buccaneers 1980-87

**Larry Brinson** (RB), Dallas Cowboys 1977-79; Seattle Seahawks 1980

**Alex Brown** (DE), Chicago Bears 2002-09; New Orleans Saints 2010

**Barry Brown** (LB), Baltimore Colts 1966-67; New York Giants 1968; Boston Patriots 1969-70

**Lomas Brown** (OT), Detroit Lions 1985-95; Arizona Cardinals 1996-98; Cleveland Browns 1999; New York Giants 2000-01; Tampa Bay Buccaneers 2002

**Mack Brown** (RB), Washington Redskins 2015-16

**Trenton Brown** (OT), San Francisco 49ers 2015-16

**Carl Brumbaugh** (QB), Chicago Bears 1930-34, 1936-38; Cleveland Rams 1937

**Jon Bullard** (DL), Chicago Bears 2016

**Trey Burton** (TE), Philadelphia Eagles 2014-16

**Andre Caldwell** (WR), Cincinnati Bengals 2008-11; Denver Broncos 2012-15

**Reche Caldwell** (WR), San Diego Chargers 2002-05; New England Patriots 2006; Washington Redskins 2007

**Glenn Cameron** (LB), Cincinnati Bengals 1975-85

**Mark Campbell** (DE), Denver Broncos 1996; Arizona Cardinals 1997

**Cooper Carlisle** (OG), Denver Broncos 2000-06; Oakland Raiders 2007-12

**Earl Carr** (RB), San Francisco 49ers 1978; Philadelphia Eagles 1979

**Travis Carroll** (LB), New Orleans Saints 2002-03; Houston Texans 2003

**Kevin Carter** (DE), St. Louis Rams 1995-2000; Tennessee Titans 2001-04; Miami Dolphins 2005-06; Tampa Bay Buccaneers 2007-08

**Ran Carthon** (RB), Indianapolis Colts 2004-06; Detroit Lions 2006

**Rick Casares** (RB), Chicago Bears 1954-64; Washington Redskins 1965; Miami Dolphins 1966

**Don Chandler** (K), New York Giants 1956-64; Green Bay Packers 1965-67

**Jeff Chandler** (K), San Francisco 49ers 2002-03; Washington Redskins/Carolina Panthers 2004

**Wes Chandler** (WR), New Orleans Saints 1978-81; San Diego Chargers 1981-87; San Francisco 49ers 1988

**Clifford Charlton** (LB), Cleveland Browns 1988-89

**Brian Clark** (K), Tampa Bay Buccaneers 1982

**Mike Clark** (DE), Washington Redskins 1981; San Francisco 49ers 1982; Tampa Bay Buccaneers 1987

**Randy Clark** (S), Tampa Bay Buccaneers 1984

**Hagood Clarke** (DB), Buffalo Bills 1964-68

**Greg Cleveland** (T), Miami Dolphins 1987

**Joe Cohen** (DT), San Francisco 49ers 2007; Miami Dolphins 2008; Detroit Lions 2009

**Mo Collins** (OT), Oakland Raiders 1998-2003

**Cris Collinsworth** (WR), Cincinnati Bengals 1981-88

**Riley Cooper** (WR), Philadelphia Eagles 2010-15

**Clyde Crabtree** (HB/QB), Frankfurt Yellow Jackets/Minneapolis Red Jackets 1930

**Ray Criswell** (P), Tampa Bay Buccaneers 1987-88

**Channing Crowder** (LB), Miami Dolphins 2005-10

**Brad Culpepper** (DT), Minnesota Vikings 1992-93; Tampa Bay Buccaneers 1994-99; Chicago Bears 2000

**Jermaine Cunningham** (DE), New England Patriots 2010-12; San Francisco 49ers 2013; New York Jets 2013-14

**Ivory Curry** (DB), Tampa Bay Buccaneers 1987

**Dexter Daniels** (LB), Baltimore Ravens 1996

**Alvin Darby** (TE), Houston Oilers/Seattle Seahawks 1976; Tampa Bay Buccaneers 1978

**Andra Davis** (LB), Cleveland Browns 2002-08; Denver Broncos 2009; Buffalo Bills 2010-11

**Floyd Dean** (LB), San Francisco 49ers 1964-65

**Andre Debose** (WR), Oakland Raiders 2015

**Jeff Demps** (RB), New England Patriots 2012; Tampa Bay Buccaneers 2013

**Frank Dempsey** (OL-LB), Chicago Bears 1950-53

**Guy Dennis** (G), Cincinnati Bengals 1969-72; Detroit Lions 1973-75

**Cal Dixon** (C), New York Jets 1992-95; Miami Dolphins 1996

**Dwayne Dixon** (WR), Tampa Bay Buccaneers 1984, 87

**Chris Doering** (WR), Indianapolis Colts 1996-97; Denver Broncos 1999; Washington Redskins 2002; Pittsburgh Steelers 2003-04

**Dwayne Douglas** (T), New York Giants 1953

**Jeff Driskel** (QB), Cincinnati Bengals 2016

**Jimmy DuBose** (RB), Tampa Bay Buccaneers 1976-78

**Paul Duhart** (RB), Green Bay Packers 1944; Pittsburgh Steelers 1945; Boston Yanks 1945

**Quinton Dunbar** (WR/DB), Washington Redskins 2015-16

**Carlos Dunlap** (DE), Cincinnati Bengals 2010-16

**Dominique Easley** (DT), New England Patriots 2014-15; Los Angeles Rams 2016

**Ricky Easmon** (CB), Dallas Cowboys 1985; Tampa Bay Buccaneers 1985-86

**Shayne Edge** (P), Pittsburgh Steelers 1996

**Matt Elam** (DB), Baltimore Ravens 2013-16

**Josh Evans** (DB), Jacksonville Jaguars 2013-16

**Richard Fain** (DB), Cincinnati Bengals/Phoenix Cardinals 1991; Chicago Bears 1992

**Ciattrick Fason** (RB), Minnesota Vikings 2005-06

**Chris Faulkner** (TE), Los Angeles Rams 1984; San Diego Chargers 1985

**Dan Fike** (OG), Cleveland Browns 1985-92; Pittsburgh Steelers 1993

**Don Fleming** (DB), Cleveland Browns 1960-62

**Sharrif Floyd** (DL), Minnesota Vikings 2013-16

**Dante Fowler** (LB), Jacksonville Jaguars 2015-16

**Derrick Gaffney** (WR), New York Jets 1978-84, 1987

**Jabar Gaffney** (WR), Houston Texans 2002-05; New England Patriots 2006-08; Denver Broncos 2009-10; Washington Redskins 2011; Miami Dolphins 2012

**Larry Gagner** (G), Pittsburgh Steelers 1966-69; Kansas City Chiefs 1972

**William Gaines** (DT), Miami Dolphins 1994; Washington Redskins 1995-97

**David Galloway** (DT), St. Louis Cardinals 1982-87; Phoenix Cardinals 1988-89; Denver Broncos 1990

**Max Garcia** (OG), Denver Broncos 2015-16

**Tony George** (DB), New England Patriots 1999-2000

**Lewis Gilbert** (TE), Atlanta Falcons 1978-79; Philadelphia Eagles/San Francisco 49ers 1980; Los Angeles Rams 1981

**Marcus Gilbert** (OT), Pittsburgh Steelers 2011-16

**Robert Gillespie** (RB), Washington Redskins 2002

**Mike Gillislie** (RB), Miami Dolphins 2013-14; Buffalo Bills 2015-16

**Clark Goff** (T), Pittsburgh Steelers 1940

**Tim Golden** (LB), New England Patriots 1982-84; Philadelphia Eagles 1985

**Royce Goodbread** (HB), Frankford Yellow Jackets/Minneapolis Red Jackets 1930; Providence Steam Roller 1931

**Earnest Graham** (RB), Tampa Bay Buccaneers 2004-11

**Bobby Joe Green** (P), Pittsburgh Steelers 1960-61; Chicago Bears 1962-73

**Chaz Green** (OT), Dallas Cowboys 2015-16

**Jacquez Green** (WR), Tampa Bay Buccaneers 1998-2001; Detroit Lions/Washington Redskins 2002

**Sammy Green** (LB), Seattle Seahawks 1976-79; Houston Oilers 1980

**Tony Green** (KR-RB), Washington Redskins 1978; New York Giants 1979; Seattle Seahawks 1979

**Rex Grossman** (QB), Chicago Bears 2003-08; Houston Texans 2009; Washington Redskins 2010-13

**Monty Grow** (DB), Kansas City Chiefs 1994; Jacksonville Jaguars 1995-96

**Buck Gurley** (DT), Tampa Bay Buccaneers 2002

**Joe Haden** (CB), Cleveland Browns 2010-16

**Mal Hammack** (FB), Chicago Cardinals 1955, 1957-59; St. Louis Cardinals 1960-66

**Darren Hambrick** (LB), Dallas Cowboys 1998-2001; Carolina Panthers 2001; Cleveland Browns 2002

**Frankie Hammond, Jr.** (WR), Kansas City Chiefs 2014-15

**Lorenzo Hampton** (RB), Miami Dolphins 1985-89

**Randy Hand** (OT), Buffalo Bills 2006

**Ben Hanks** (LB), Minnesota Vikings 1996; Detroit Lions 1997  
**Vernon Hargreaves III** (CB), Tampa Bay Buccaneers 2016  
**Jack Harper** (RB), Miami Dolphins 1967-68  
**James Harrell** (LB), Detroit Lions 1979-83, 1985-86; Kansas City Chiefs 1987  
**Roy Harris** (DT), Atlanta Falcons 1984-85; Tampa Bay Buccaneers 1987  
**Steven Harris** (DT), Denver Broncos 2007  
**Jonotthan Harrison** (OL), Indianapolis Colts 2014-16  
**Derrick Harvey** (DE), Jacksonville Jaguars 2008-10; Denver Broncos 2011  
**Percy Harvin** (WR), Minnesota Vikings 2009-12; Seattle Seahawks 2013-14; New York Jets 2014; Buffalo Bills 2015-16  
**Chas Henry** (P), Philadelphia Eagles 2011-12  
**Joe Hergert** (LB), Buffalo Bills 1960-61  
**Aaron Hernandez** (TE), New England Patriots 2010-12  
**Bob Hewko** (QB), Tampa Bay Buccaneers 1983  
**Reynaldo Hill** (CB), Tennessee Titans 2005-08  
**Will Hill** (S), New York Giants 2012-13; Baltimore Ravens 2014-15  
**Ike Hilliard** (WR), New York Giants 1997-04; Tampa Bay Buccaneers 2005-08  
**Billy Hinson** (OG), Atlanta Falcons 1986  
**Eric Hodges** (WR), Kansas City Chiefs 1987  
**Jaye Howard** (DT), Seattle Seahawks 2012; Kansas City Chiefs 2013-16  
**D.J. Humphries** (OT), Arizona Cardinals 2015-16  
**Chuck Hunsinger** (HB), Chicago Bears 1950-52  
**John Hunt** (OG), Dallas Cowboys 1984; Tampa Bay Buccaneers 1987  
**Maurice Hurt** (OG), Washington Redskins 2011-13  
**Scott Hutchinson** (DE), Buffalo Bills 1978-80, 1983; Tampa Bay Buccaneers 1981  
**Cornelius Ingram** (TE), Philadelphia Eagles 2009-10  
**Chad Jackson** (WR), New England Patriots 2006-08; Denver Broncos 2008  
**Darrell Jackson** (WR), Seattle Seahawks 2000-06; San Francisco 49ers 2007; Denver Broncos 2008  
**Jack Jackson** (WR), Chicago Bears 1995-96  
**Randy Jackson** (T), Chicago Bears 1967-74  
**Terry Jackson** (RB), San Francisco 49ers 1999-2005  
**Willie Jackson** (WR), Dallas Cowboys 1994; Jacksonville Jaguars 1995-97; Cincinnati Bengals 1998-99; New Orleans Saints 2000-01; Atlanta Falcons/Washington Redskins 2002  
**Taylor Jacobs** (WR), Washington Redskins 2003-05; San Francisco 49ers 2006; San Francisco 49ers/Denver Broncos 2007  
**Brandon James** (WR), Indianapolis Colts 2010  
**John James** (P), Atlanta Falcons 1972-81; Detroit Lions 1982; Houston Oilers 1982-84  
**Jelani Jenkins** (LB), Miami Dolphins 2013-16  
**Alonzo Johnson** (LB), Philadelphia Eagles 1986-87  
**Doug Johnson** (QB), Atlanta Falcons 2000-03; Tennessee Titans 2004; Cleveland Browns 2005; Cincinnati Bengals 2006  
**Ellis Johnson** (DT), Indianapolis Colts 1995-2001; Atlanta Falcons 2002-03; Denver Broncos 2004  
**Todd Johnson** (FS), Chicago Bears 2003-06; St. Louis Rams 2007-08; Buffalo Bills 2009  
**James Jones** (FB), Detroit Lions 1983-88; Seattle Seahawks 1989-92

**Matt Jones** (RB), Washington Redskins 2015-16  
**Jimmy Jordan** (RB), New Orleans Saints 1967  
**Jevon Kearse** (DE), Tennessee Titans 1999-2003, 2008-09; Philadelphia Eagles 2004-07  
**Vince Kendrick** (RB), Atlanta Falcons 1974; Tampa Bay Buccaneers 1976  
**Crawford Ker** (OG), Dallas Cowboys 1985-90; Denver Broncos 1991  
**Kelvin Knight** (WR), Green Bay Packers 2004; New England Patriots 2006  
**Erron Kinney** (TE), Tennessee Titans 2000-06  
**Nick Klutka** (E), Buffalo Bison 1946  
**Floyd Konesty** (E), Cleveland Rams 1944-45; Baltimore Colts 1947  
**Mark Korff** (LB), San Francisco 49ers 1987  
**Eric Kresser** (QB), Cincinnati Bengals 1997-99  
**Tron LaFavor** (DT), Chicago Bears 2003; Dallas Cowboys 2004  
**Frank Lasky** (T), New York Giants 1964-65  
**Billy Latsko** (RB), Carolina Panthers 2007; San Diego Chargers 2008-10  
**Burton Lawless** (G), Dallas Cowboys 1975-79; Detroit Lions 1980; Miami Dolphins 1981  
**Terry LeCount** (WR), San Francisco 49ers 1978-79; Minnesota Vikings 1979-84, 1987  
**Gene Lee** (L), Boston Yanks 1946  
**Tony Lilly** (S), Denver Broncos 1984-87  
**David Little** (LB), Pittsburgh Steelers 1981-92  
**Tony Lomack** (WR), Los Angeles Rams 1990; Phoenix Cardinals 1991  
**Burford Long** (HB), New York Giants 1953-55  
**Anthone Lott** (CB), Cincinnati Bengals 1997  
**Marquand Manuel** (S), Cincinnati Bengals 2002-03; Seattle Seahawks 2004-05; Green Bay Packers 2006; Carolina Panthers 2007; Denver Broncos 2008; Detroit Lions 2009  
**Wilber Marshall** (LB), Chicago Bears 1984-87; Washington Redskins 1988-92; Houston Oilers 1993; Arizona Cardinals 1994; New York Jets 1995  
**Ingle Martin** (QB), Green Bay Packers 2006  
**Shane Matthews** (QB), Chicago Bears 1993-96, 1999-2001; Carolina Panthers 1997-98; Washington Redskins 2002; Cincinnati Bengals 2003; Buffalo Bills 2004-05; Miami Dolphins 2006  
**Fred McCallister** (LB), Tampa Bay Buccaneers 1987  
**Eugene McCaslin** (LB), Green Bay Packers 2000  
**Tony McCoy** (DT), Indianapolis Colts 1992-99; Arizona Cardinals 2000  
**Bobby McCray** (DE), Jacksonville Jaguars 2004-07; New Orleans Saints 2008-09; Philadelphia Eagles 2010  
**Lerentee McCray** (LB), Denver Broncos 2013-15; Buffalo Bills 2016  
**Ray McDonald** (DE), San Francisco 49ers 2007-14  
**Reggie McGrew** (DT), San Francisco 49ers 1999-2001; Atlanta Falcons 2002  
**Lee McGriff** (WR), Tampa Bay Buccaneers 1976  
**Travis McGriff** (WR), Denver Broncos 1999-2001; Atlanta Falcons 2002  
**Vito McKeever** (DB), Tampa Bay Buccaneers 1986-87  
**Henry McMillian** (DT), Seattle Seahawks 1995-97  
**Dexter McNabb** (FB), Green Bay Packers 1992-93

**Darren Mickell** (DE), Kansas City Chiefs 1992-95; New Orleans Saints 1996-97, 1999; San Diego Chargers 2000; Oakland Raiders 2001  
**Drew Miller** (C), Jacksonville Jaguars 2008; St. Louis Rams 2011  
**Patrick Miller** (LB), San Diego Chargers 1987-88  
**Ernie Mills** (WR), Pittsburgh Steelers 1991-96; Carolina Panthers 1997; Dallas Cowboys 1998-99  
**Jeremy Mincey** (DE), San Francisco 49ers/Jacksonville Jaguars 2006; Jacksonville Jaguars 2007-13; Denver Broncos 2013; Dallas Cowboys 2014-15  
**Clint Mitchell** (DE), Denver Broncos 2003; Kansas City Chiefs 2006  
**Fondren Mitchell** (HB), Miami Seahawks 1946  
**Jeff Mitchell** (C), Baltimore Ravens 1998-2000; Carolina Panthers 2001-05  
**Alonzo Mitz** (DE), Seattle Seahawks 1986-89; Cincinnati Bengals 1991-92  
**Kestahn Moore** (RB), Kansas City Chiefs 2009  
**Nat Moore** (WR), Miami Dolphins 1974-86  
**Antonio Morrison** (LB), Indianapolis Colts 2016  
**Jarvis Moss** (DE), Denver Broncos 2007-10; Oakland Raiders 2010-11  
**Mike Moten** (DT), Arizona Cardinals 1998  
**Mike Mularkey** (TE), Minnesota Vikings 1983-88; Pittsburgh Steelers 1989-91  
**Dennis Murphy** (DT), Chicago Bears 1965  
**Louis Murphy** (WR), Oakland Raiders 2009-11; Carolina Panthers 2012; New York Giants 2013; Tampa Bay Buccaneers 2014-15  
**Tyler Murphy** (WR), Pittsburgh Steelers 2015  
**Mark Murray** (DL), Denver Broncos 1991  
**Godfrey Myles** (LB), Dallas Cowboys 1991-96  
**Mike Nattiel** (LB), Minnesota Vikings 2003-04  
**Ricky Nattiel** (WR), Denver Broncos 1987-92  
**Frankie Neal** (WR), Green Bay Packers 1987  
**Keanu Neal** (S), Atlanta Falcons 2016  
**David Nelson** (WR), Buffalo Bills 2010-12; New York Jets 2013; Pittsburgh Steelers 2015  
**Reggie Nelson** (FS), Jacksonville Jaguars 2007-09; Cincinnati Bengals 2010-15; Oakland Raiders 2016  
**Tim Newton** (MG), Minnesota Vikings 1985-89; Tampa Bay Buccaneers 1990-91; Kansas City Chiefs 1993  
**Xavier Nixon** (OL), Indianapolis Colts 2013-14  
**Jack O'Brien** (E), Pittsburgh Steelers 1954-56  
**Jason Odom** (OT), Tampa Bay Buccaneers 1996-99  
**Earl Okine** (DL), Indianapolis Colts 2015  
**Louis Oliver** (DB), Miami Dolphins 1989-93; Cincinnati Bengals 1994; Miami Dolphins 1995-96  
**Leon Orr** (DL), Oakland Raiders 2015; Miami Dolphins 2016  
**Ralph Ortega** (LB), Atlanta Falcons 1975-78; Miami Dolphins 1979-80  
**Jesse Palmer** (QB), New York Giants 2001-04  
**Joel Parker** (WR), New Orleans Saints 1974-75, 1977  
**Bernie Parrish** (S), Cleveland Browns 1959-66; Houston Oilers 1966  
**Solomon Patton** (WR), Tampa Bay Buccaneers 2014  
**Mike Pearson** (OT), Jacksonville Jaguars 2002-05; Houston Texans 2006

**ALL-TIME NFL PLAYERS****Leon Pennington** (LB), Tampa Bay Buccaneers 1987**Anton Peters** (T), Denver Broncos 1963**Mike Peterson** (LB), Indianapolis Colts 1999-2002; Jacksonville Jaguars 2003-08; Atlanta Falcons 2009-12**Zach Piller** (OG), Tennessee Titans 1999-2006**Brian Poole** (CB), Atlanta Falcons 2016**David Posey** (K), New England Patriots 1978**Maurkice Pouncey** (C), Pittsburgh Steelers 2010-16**Mike Pouncey** (C), Miami Dolphins 2011-16**Ronald Powell** (LB), New Orleans Saints 2014; Tampa Bay Buccaneers 2015; Seattle Seahawks 2016**Loucheiz Purifoy** (CB), Indianapolis Colts 2014**Chris Rainey** (RB), Pittsburgh Steelers 2012; Indianapolis Colts 2013**Keiwan Ratliff** (CB), Cincinnati Bengals 2004-07, 2010; Tampa Bay Buccaneers 2007; Indianapolis Colts 2007-08; Pittsburgh Steelers 2009**John Reaves** (QB), Philadelphia Eagles 1972-74; Cincinnati Bengals 1975-78; Minnesota Vikings 1979; Houston Oilers 1981; Tampa Bay Buccaneers 1987**Jordan Reed** (TE), Washington Redskins 2013-16**Larry Rentz** (WR), San Diego Chargers 1969**Errict Rhett** (RB), Tampa Bay Buccaneers 1994-97; Baltimore Ravens 1998-99; Cleveland Browns 2000**Huey Richardson** (LB), Pittsburgh Steelers 1991; New York Jets/Washington Redskins 1992**Cody Riggs** (DB), Tennessee Titans 2015**Marcus Roberson** (CB), St. Louis Rams 2014-15; Buffalo Bills 2016**Demarcus Robinson** (WR), Kansas City Chiefs 2016**Ed Robinson** (ILB), Pittsburgh Steelers 1994**Johnny Rutledge** (LB), Arizona Cardinals 1999-2002**Guss Scott** (DB), New England Patriots 2004-05; Seattle Seahawks 2006**Ian Scott** (DT), Chicago Bears 2003-06; San Diego Chargers 2008-09**Lito Sheppard** (CB), Philadelphia Eagles 2002-08; New York Jets 2009; Minnesota Vikings 2010; Oakland Raiders 2011**Ian Silberman** (OL), San Francisco 49ers 2015**Brandon Siler** (LB), San Diego Chargers 2007-10; Kansas City Chiefs 2011-12**Stacey Simmons** (WR), Indianapolis Colts 1990**Jackie Simpson** (DB), Baltimore Colts 1958-60; Pittsburgh Steelers 1961-62**O.J. Small** (WR), Tennessee Titans 2005**Cedric Smith** (FB), Minnesota Vikings 1990; New Orleans Saints 1991; Washington Redskins 1994-95; Arizona Cardinals 1996-98**Emmitt Smith** (RB), Dallas Cowboys 1990-2002; Arizona Cardinals 2003-04**Larry Smith** (RB), Los Angeles Rams 1969-73; Washington Redskins 1974**Del Speer** (DB), Cleveland Browns 1993-94; Seattle Seahawks 1994**Jimmy Spencer** (DB), New Orleans Saints 1992-95; Cincinnati Bengals 1996-97; San Diego Chargers 1998-99; Denver Broncos 2000-03**Brandon Spikes** (LB), New England Patriots 2010-13; Buffalo Bills 2014, 2016**Steve Spurrier** (QB), San Francisco 49ers 1967-75; Tampa Bay Buccaneers 1976**Max Starks** (OT), Pittsburgh Steelers 2004-12; St. Louis Rams 2013**Bruce Starling** (DB), Denver Broncos 1963**Key Stephenson** (QB), San Diego Chargers 1967; Buffalo Bills 1968**Caleb Sturgis** (K), Miami Dolphins 2013-14; Philadelphia Eagles 2015-16**John Symank** (DB), Green Bay Packers 1957-62; St. Louis Cardinals 1963**Steve Tannen** (DB), New York Jets 1970-74**Fred Taylor** (RB), Jacksonville Jaguars 1998-2008; New England Patriots 2009-10**Travis Taylor** (WR), Baltimore Ravens 2000-04; Minnesota Vikings 2005-06; Oakland Raiders/St. Louis Rams/Carolina Panthers 2007; Detroit Lions 2008**Tim Tebow** (QB), Denver Broncos 2010-11; New York Jets 2012**Marcus Thomas** (DT), Denver Broncos 2007-11**Deonte Thompson** (WR), Baltimore Ravens 2012-14; Buffalo Bills 2014; Chicago Bears 2015**Ron Tilton** (OG), Washington Redskins 1986**Allen Trammell** (DB), Houston Oilers 1966**Richard Trapp** (WR), Buffalo Bills 1968; San Diego Chargers 1969; New York Jets 1970; Philadelphia Eagles 1971-72**Justin Trattou** (DE), New York Giants 2011-13; Minnesota Vikings 2013-16**Phil Trautwein** (OT), St. Louis Rams/Cleveland Browns 2009**Scott Trimble** (OT), San Diego Chargers 1985**Ben Troupe** (TE), Tennessee Titans 2004-07; Tampa Bay Buccaneers 2008; Oakland Raiders 2008**Harmon Wages** (RB), Atlanta Falcons 1968-71, 1973**Aaron Walker** (TE), San Francisco 49ers 2003-04; St. Louis Rams 2005-07**Kenyatta Walker** (OT), Tampa Bay Buccaneers 2001-06**Gerard Warren** (DT), Cleveland Browns 2001-04; Denver Broncos 2005-06; Oakland Raiders 2007-09; New England Patriots 2010-11**Tavares Washington** (OT), San Francisco 49ers 2006**Dale Waters** (E), Washington Redskins 1932-33**Jaylen Watkins** (CB), Philadelphia Eagles 2014-16**Fred Weary** (DB), New Orleans Saints 1998-2001; Atlanta Falcons 2002; St. Louis Rams 2003**Dee Webb** (CB), Jacksonville Jaguars 2006**Tevin Westbrook** (TE), Tampa Bay Buccaneers 2015**Rhondy Weston** (DT), Tampa Bay Buccaneers 1989; Cleveland Browns 1991**Adrian White** (DB), New York Giants 1987-91; Green Bay Packers 1992; New England Patriots 1993**Jack White** (T), Philadelphia Eagles 1945**Broughton Williams** (T), Chicago Bears 1947**Cy Williams** (T), Staten Island Stapletons 1929-30; Brooklyn Dodgers 1932**David Williams** (OT), Houston Oilers 1989-95; New York Jets 1996-97**Elijah Williams** (DB), Atlanta Falcons 1998-2001**Jarvis Williams** (DB), Miami Dolphins 1988-93; New York Giants 1994**John L. Williams** (FB), Seattle Seahawks 1986-93; Pittsburgh Steelers 1994-95**Lawrence Wright** (S), Cincinnati Bengals 1997, 1999**Major Wright** (S), Chicago Bears 2010-13; Tampa Bay Buccaneers 2014-16**Danny Wuerffel** (QB), New Orleans Saints 1997-99; Green Bay Packers 2000; Chicago Bears 2001; Washington Redskins 2002**DeShawn Wynn** (RB), Green Bay Packers 2007-09; New Orleans Saints 2010**Jim Yarbrough** (T), Detroit Lions 1969-77**Jim Yeats** (TE), Houston Oilers 1960**Tyrone Young** (WR), New Orleans Saints 1983-84**Jack Youngblood** (DE), Los Angeles Rams 1971-84**Jeff Zimmerman** (OG), Dallas Cowboys 1987-90**GATORS IN THE PRO BOWL (22 players, 66 appearances)**

Neal Anderson, RB Chicago Bears (1988-89-90-91)  
 Trace Armstrong, DE Miami Dolphins (2000)  
 Lomas Brown, OT Detroit Lions (1990-91-92-93-94-95)  
 Arizona Cardinals (1996)  
 Kevin Carter, DE St. Louis Rams (1999)  
 Tennessee Titans (2002)  
 Wes Chandler, WR New Orleans Saints (1979)  
 San Diego Chargers (1982-83-85)  
 Cris Collinsworth, WR Cincinnati Bengals (1981-82-83)  
 Carlos Dunlap, DE Cincinnati Bengals (2015-16)

Bobby Joe Green, P Chicago Bears (1970)  
 Tony Green, KR Washington Redskins (1978)  
 Joe Haden, CB Cleveland Browns (2013-14)  
 Percy Harvin, WR Minnesota Vikings (2009)  
 John James, P Atlanta Falcons (1975-76-77)  
 Jevon Kearse, DE Tennessee Titans (1999-2000-01)  
 David Little, LB Pittsburgh Steelers (1990)  
 Wilber Marshall, LB Chicago Bears (1986-87)  
 Washington (1992)  
 Nat Moore, WR Miami Dolphins (1977)

Reggie Nelson, S Cincinnati Bengals (2015)  
 Oakland Raiders (2016)  
 Maurkice Pouncey, C Pittsburgh Steelers (2010-11-12-14-16)  
 Mike Pouncey, C Miami Dolphins (2013-15)  
 Lito Sheppard, DB Philadelphia Eagles (2004-06)  
 Emmitt Smith, RB Dallas Cowboys (1990-91-92-93-94-95-98-99)  
 Fred Taylor, RB Jacksonville Jaguars (2007)  
 John L. Williams, FB Seattle Seahawks (1990-91)  
 Jack Youngblood, DE Los Angeles Rams (1973-74-75-76-77-78-79)



## GATORS IN THE SUPER BOWL

47 Players, 64 Appearances - Gators have been a part of 19 Super Bowl-winning teams

Super Bowl I (1967)	<b>GREEN BAY:</b> Don Chandler (P)
Super Bowl II (1968)	<b>GREEN BAY:</b> Don Chandler (P)
Super Bowl X (1976)	Dallas: Burton Lawless* (G)
Super Bowl XII (1978)	<b>DALLAS:</b> Larry Brinson (RB), Burton Lawless (G)
Super Bowl XIII (1979)	Dallas: Larry Brinson (RB), Burton Lawless (G)
Super Bowl XIV (1980)	Los Angeles Rams: Jack Youngblood* (DE)
Super Bowl XVI (1982)	Cincinnati: Glenn Cameron* (LB), Cris Collinsworth* (WR)
Super Bowl XVII (1983)	Miami: Nat Moore (WR)
Super Bowl XIX (1985)	Miami: Nat Moore (WR)
Super Bowl XX (1986)	<b>CHICAGO:</b> Wilber Marshall* (LB)
Super Bowl XXI (1987)	Denver: Tony Lilly (FS), Ricky Nattiel (WR)
Super Bowl XXII (1988)	Denver: Tony Lilly* (FS), Ricky Nattiel* (WR)
Super Bowl XXIII (1989)	Cincinnati: Cris Collinsworth (WR)
Super Bowl XXVI (1992)	<b>WASHINGTON:</b> Wilber Marshall* (LB)
Super Bowl XXVII (1993)	<b>DALLAS:</b> Emmitt Smith* (RB), Godfrey Myles (LB)
Super Bowl XXVIII (1994)	<b>DALLAS:</b> Emmitt Smith* (RB), Godfrey Myles (LB)
Super Bowl XXX (1996)	Pittsburgh: John L Williams* (RB), Ernie Mills* (WR) <b>DALLAS:</b> Emmitt Smith* (RB), Godfrey Myles (LB)
Super Bowl XXXIII (1999)	Atlanta: Elijah Williams (DB)
Super Bowl XXXIV (2000)	Tennessee: Jevon Kearse* (DE), Zach Piller (OG) <b>ST. LOUIS:</b> Kevin Carter* (DE)
Super Bowl XXXV (2001)	New York Giants: Lomas Brown* (OT), Ike Hilliard* (WR) <b>BALTIMORE:</b> Jeff Mitchell* (C)
Super Bowl XXXVII (2003)	Oakland: Mo Collins* (OG) <b>TAMPA BAY:</b> Kenyatta Walker* (OT), Lomas Brown (OT)

Super Bowl XXXVIII (2004)	Carolina: Jeff Mitchell* (C)
Super Bowl XXXIX (2005)	Philadelphia: Lito Sheppard* (CB), Jevon Kearse* (DE) <b>NEW ENGLAND:</b> Guss Scott (S, Injured Reserve)
Super Bowl XL (2006)	Seattle: Darrell Jackson* (WR), Marquand Manuel* (S) <b>PITTSBURGH:</b> Max Starks* (OT)
Super Bowl XLI (2007)	Chicago: Alex Brown* (DE), Rex Grossman* (QB), Todd Johnson (S), Ian Scott* (DT)
Super Bowl XLII (2008)	New England: Jabar Gaffney (WR), Chad Jackson (WR)
Super Bowl XLIII (2009)	<b>PITTSBURGH:</b> Dallas Baker (WR), Max Starks* (OT)
Super Bowl XIV (2010)	<b>NEW ORLEANS:</b> Bobby McCray* (DE)
Super Bowl XLV (2011)	Pittsburgh: Maurkice Pouncey (C), Max Starks (OT) (both were injured and unable to play)
Super Bowl XLVI (2012)	New England: Brandon Spikes* (LB), Aaron Hernandez (TE), Gerard Warren (DT), Jermaine Cunningham (LB, injured reserve) <b>NEW YORK GIANTS:</b> Justin Trattou (DE, inactive)
Super Bowl XLVII (2013)	<b>BALTIMORE:</b> Deonte Thompson (WR, inactive) San Francisco: Ray McDonald* (DT)
Super Bowl XLVIII (2014)	<b>SEATTLE:</b> Percy Harvin (WR) Denver: Andre Caldwell (WR), Jeremy Mincey (DL), Lereatee McCray (LB - injured reserve)
Super Bowl XLIX (2015)	<b>NEW ENGLAND:</b> Dominique Easley (DT - injured reserve)
Super Bowl 50 (2016)	<b>DENVER:</b> Andre Caldwell (WR), Max Garcia (OL), Lereatee McCray (LB)
Super Bowl LI (2017)	Atlanta: Keanu Neal (S), Brian Poole (CB)

## GATORS DRAFTED BY NFL FRANCHISE

Picks	Team	Picks	Team
24	Pittsburgh Steelers	10	Tampa Bay Buccaneers
20	Chicago Bears	9	Detroit Lions
18	San Francisco 49ers	9	Jacksonville Jaguars
17	Denver Broncos	9	New Orleans Saints
17	New York Giants	9	San Diego Chargers
15	Dallas Cowboys	9	Seattle Seahawks
14	Indianapolis Colts	9	Tennessee Titans
14	Miami Dolphins	9	Atlanta Falcons
14	Philadelphia Eagles	8	Cincinnati Bengals
13	New England Patriots	8	Kansas City Chiefs
13	Washington Redskins	8	Oakland Raiders
11	Minnesota Vikings	8	New York Jets
11	St. Louis Rams	7	Buffalo Bills
10	Arizona Cardinals	4	Baltimore Ravens
10	Cleveland Browns	1	Houston Texans
10	Green Bay Packers		

348

Gators Drafted by Current Franchises

### Selections Made By Defunct Franchises

2	Boston Yanks
1	Brooklyn Dodgers
1	*New York Yankees

**4 Total Gators Drafted by Defunct NFL Franchises**

**342 Total Gators Drafted in History**

*\*The Yankees were a member of the All-American Football Conference that merged with the NFL in 1950. A separate AAFC draft was held from 1947-49.*

**GATORS DRAFTED BY DECADE**

2010s		1990s		1970s		1950s		1930s	
Year	Picks	Year	Picks	Year	Picks	Year	Picks	Year	Picks
2017	8	1999	8	1979	2	1959	5	1939	0
2016	7	1998	5	1978	10	1958	6	1938	1
2015	8	1997	4	1977	4	1957	7	1937	0
2014	4	1996	6	1976	8	1956	5	1936	0
2013	8	1995	4	1975	4	1955	4	<b>TOTAL</b>	<b>1</b>
2012	2	1994	5	1974	5	1954	5		
2011	4	1993	2	1973	2	1953	5		
2010	9	1992	9	1972	4	1952	2		
<b>TOTAL</b>	<b>50</b>	1991	5	1971	1	1951	0		
		1990	4	1970	2	1950	4		
		<b>TOTAL</b>	<b>52</b>	<b>TOTAL</b>	<b>42</b>	<b>TOTAL</b>	<b>43</b>		
2000s		1980s		1960s		1940s			
Year	Picks	Year	Picks	Year	Picks	Year	Picks		
2009	3	1989	4	1969	4	1949	0		
2008	2	1988	4	1968	1	1948	2 (+ 1 AAFC)		
2007	9	1987	6	1967	4	1947	0		
2006	3	1986	7	1966	4 (+2 AFL)	1946	3		
2005	3	1985	6	1965	5 (+1 AFL)	1945	3		
2004	5	1984	4	1964	3 (+1 AFL)	1944	0		
2003	8	1983	4	1963	6 (+3 AFL)	1943	4		
2002	8	1982	3	1962	2 (+5 AFL)	1942	1		
2001	4	1981	4	1961	2 (+2 AFL)	1941	1		
2000	5	1980	1	1960	3 (+6 AFL)	1940	1		
<b>TOTAL</b>	<b>50</b>	<b>TOTAL</b>	<b>43</b>	<b>TOTAL</b>	<b>34 (+ 20 AFL)</b>	<b>TOTAL</b>	<b>15 (+1 AAFC)</b>		

**PLAYERS DECLARING EARLY**

**2017 (5)**

Alex Anzalone  
Caleb Brantley  
David Sharpe  
Teez Tabor  
Quincy Wilson

**2016 (5)**

Vernon Hargreaves III  
Alex McCalister  
Keanu Neal  
Demarcus Robinson  
Kelvin Taylor

**2015 (4)**

Dante Fowler, Jr.  
D.J. Humphries  
Matt Jones  
Tyler Moore

**2014 (3)**

Ronald Powell  
Loucheiz Purifoy  
Marcus Roberson

**2013 (4)**

Matt Elam  
Sharrif Floyd  
Jelani Jenkins  
Jordan Reed

**2011 (1)**

Will Hill

**2010 (5)**

Carlos Dunlap  
Joe Haden  
Aaron Hernandez  
Maurkice Pouncey  
Major Wright

**2009 (1)**

Percy Harvin

**2008 (1)**

Derrick Harvey

**2007 (4)**

Jarvis Moss  
Reggie Nelson  
Brandon Siler

Ryan Smith

**2006 (1)**

Chad Jackson

**2005 (2)**

Channing Crowder  
Ciatrick Fason

**2003 (5)**

Rex Grossman  
Taylor Jacobs  
Clint Mitchell  
Mike Nattiel  
Ian Scott

**2002 (4)**

Reche Caldwell  
Jabar Gaffney  
Mike Pearson  
Lito Sheppard

**2001 (3)**

John Capel  
Kenyatta Walker  
Gerard Warren

**2000 (2)**

Travis Taylor  
Darrell Jackson

**1999 (2)**

Jevon Kearse  
Reggie McGrew

**1998 (2)**

Mo Collins  
Jacquez Green

**1997 (2)**

Ike Hilliard  
Reidel Anthony

**1995 (1)**

Jack Jackson

**1994 (1)**

Darren Mickell

**1990 (1)**

Emmitt Smith

**FIRST ROUND DRAFT PICKS**

<b>1945</b> RB <b>Paul Duhart</b> by the Pittsburgh Steelers <i>2nd pick overall</i>	DB <b>Louis Oliver</b> by the Miami Dolphins <i>25th pick overall</i>	<b>2009</b> WR <b>Percy Harvin</b> by the Minnesota Vikings <i>22nd pick overall</i>
<b>1950</b> RB <b>Chuck Hunsinger</b> by the Chicago Bears <i>2nd pick overall</i>	<b>1990</b> RB <b>Emmitt Smith</b> by the Dallas Cowboys <i>17th pick overall</i>	<b>2010</b> CB <b>Joe Haden</b> by the Cleveland Browns <i>7th pick overall</i>
<b>1967</b> QB <b>Steve Spurrier</b> by the San Francisco 49ers <i>3rd pick overall</i>	<b>1991</b> DE <b>Huey Richardson</b> by the Pittsburgh Steelers <i>15th pick overall</i>	C <b>Maurkice Pouncey</b> by the Pittsburgh Steelers <i>18th pick overall</i>
<b>1969</b> RB <b>Larry Smith</b> by the Los Angeles Rams <i>8th pick overall</i>	<b>1995</b> DE <b>Kevin Carter</b> by the St. Louis Rams <i>6th pick overall</i>	QB <b>Tim Tebow</b> by the Denver Broncos <i>25th pick overall</i>
<b>1970</b> DB <b>Steve Tannen</b> by the New York Jets <i>20th pick overall</i>	DT <b>Ellis Johnson</b> by the Indianapolis Colts <i>15th pick overall</i>	<b>2011</b> OL <b>Mike Pouncey</b> by the Miami Dolphins <i>15th pick overall</i>
<b>1971</b> DE <b>Jack Youngblood</b> by the Los Angeles Rams <i>20th pick overall</i>	<b>1997</b> WR <b>Ike Hilliard</b> by the New York Giants <i>7th pick overall</i>	<b>2013</b> DT <b>Sharrif Floyd</b> by the Minnesota Vikings <i>23rd pick overall</i>
<b>1972</b> QB <b>John Reaves</b> by the Philadelphia Eagles <i>14th pick overall</i>	WR <b>Reidel Anthony</b> by the Tampa Bay Bucs <i>16th pick overall</i>	DB <b>Matt Elam</b> by the Baltimore Ravens <i>32nd pick overall</i>
<b>1975</b> LB <b>Glenn Cameron</b> by the Cincinnati Bengals <i>14th pick overall</i>	<b>1998</b> RB <b>Fred Taylor</b> by the Jacksonville Jaguars <i>9th pick overall</i>	<b>2014</b> DT <b>Dominique Easley</b> by the New England Patriots <i>29th pick overall</i>
<b>1978</b> WR <b>Wes Chandler</b> by the New Orleans Saints <i>3rd pick overall</i>	OT <b>Mo Collins</b> by the Oakland Raiders <i>23rd pick overall</i>	<b>2015</b> LB <b>Dante Fowler, Jr.</b> by the Jacksonville Jaguars <i>3rd pick overall</i>
<b>1983</b> FB <b>James Jones</b> by the Detroit Lions <i>13th pick overall</i>	<b>1999</b> LB <b>Jevon Kearse</b> by the Tennessee Titans <i>16th pick overall</i>	OL <b>D.J. Humphries</b> by the Arizona Cardinals <i>24th pick overall</i>
<b>1984</b> LB <b>Wilber Marshall</b> by the Chicago Bears <i>11th pick overall</i>	DT <b>Reggie McGrew</b> by the San Francisco 49ers <i>24th pick overall</i>	<b>2016</b> CB <b>Vernon Hargreaves III</b> by the Tampa Bay Bucs <i>11th pick overall</i>
<b>1985</b> OT <b>Lomas Brown</b> by the Detroit Lions <i>6th pick overall</i>	<b>2000</b> WR <b>Travis Taylor</b> by the Baltimore Ravens <i>10th pick overall</i>	S <b>Keanu Neal</b> by the Atlanta Falcons <i>17th pick overall</i>
RB <b>Lorenzo Hampton</b> by the Miami Dolphins <i>27th pick overall</i>	<b>2001</b> DT <b>Gerard Warren</b> by the Cleveland Browns <i>3rd pick overall</i>	<b>2017</b> LB <b>Jarrad Davis</b> by the Detroit Lions <i>21st pick overall</i>
<b>1986</b> FB <b>John L. Williams</b> by the Seattle Seahawks <i>15th pick overall</i>	OT <b>Kenyatta Walker</b> by the Tampa Bay Bucs <i>14th pick overall</i>	<b>ALL-TIME FIRST ROUND PICKS</b>
RB <b>Neal Anderson</b> by the Chicago Bears <i>28th pick overall</i>	<b>2002</b> DB <b>Lito Sheppard</b> by the Philadelphia Eagles <i>26th pick overall</i>	1 USC 80
<b>1987</b> WR <b>Ricky Nattiel</b> by the Denver Broncos <i>27th pick overall</i>	<b>2003</b> QB <b>Rex Grossman</b> by the Chicago Bears <i>22nd pick overall</i>	2 Ohio State 78
<b>1988</b> LB <b>Clifford Charlton</b> by the Cleveland Browns <i>21st pick overall</i>	<b>2007</b> DE <b>Jarvis Moss</b> by the Denver Broncos <i>17th pick overall</i>	3 Notre Dame 66
<b>1989</b> DT <b>Trace Armstrong</b> by the Chicago Bears <i>12th pick overall</i>	S <b>Reggie Nelson</b> by the Jacksonville Jaguars <i>21st pick overall</i>	4 Miami 63
OT <b>David Williams</b> by the Houston Oilers <i>23rd pick overall</i>	<b>2008</b> DE <b>Derrick Harvey</b> by the Jacksonville Jaguars <i>8th pick overall</i>	5 Alabama 55
		6 <b>FLORIDA</b> 51
		7 Michigan 46
		Tennessee 46
		9 Texas 44
		10 Florida State 43
		11 Oklahoma 42
		12 LSU 41
		13 Michigan State 37
		14 Penn State 36
		15 Nebraska 33



**ALL-TIME DRAFT PICKS****2017**

Rd. (Overall)	Name	Pos.	Team
1 (21st)	Jarrad Davis	LB	Detroit Lions
2 (39th)	Marcus Maye	S	New York Jets
2 (46th)	Quincy Wilson	CB	Indianapolis Colts
2 (53rd)	Teez Tabor	CB	Detroit Lions
3 (76th)	Alex Anzalone	LB	New Orleans Saints
4 (129th)	David Sharpe	OL	Oakland Raiders
6 (185th)	Caleb Brantley	DT	Cleveland Browns
7 (228th)	Joey Ivie	DT	Dallas Cowboys

**2016**

Rd. (Overall)	Name	Pos.	Team
1 (11th)	Vernon Hargreaves III	CB	Tampa Bay Buccaneers
1 (17th)	Keanu Neal	S	Atlanta Falcons
3 (72nd)	Jonathan Bullard	DL	Chicago Bears
4 (125th)	Antonio Morrison	LB	Indianapolis Colts
4 (126th)	Demarcus Robinson	WR	Kansas City Chiefs
6 (211th)	Kelvin Taylor	RB	San Francisco 49ers
7 (240th)	Alex McCalister	DE	Philadelphia Eagles

**2015**

Rd. (Overall)	Name	Pos.	Team
1 (3rd)	Dante Fowler, Jr.	LB/DE	Jacksonville Jaguars
1 (24th)	D.J. Humphries	OT	Arizona Cardinals
3 (91st)	Chaz Green	OT	Dallas Cowboys
3 (95th)	Matt Jones	RB	Washington Redskins
4 (133rd)	Max Garcia	C/OG	Denver Broncos
5 (161st)	Neiron Ball	LB	Oakland Raiders
7 (221st)	Andre Debose	WR/KR	Oakland Raiders
7 (244th)	Trenton Brown	OT	San Francisco 49ers

**2014**

1 (29th)	Dominique Easley	DT	New England Patriots
4 (101st)	Jaylen Watkins	CB	Philadelphia Eagles
5 (169th)	Ronald Powell	LB	New Orleans Saints
6 (179th)	Jon Halapio	OG	New England Patriots

**2013**

1 (23rd)	Sharrif Floyd	DT	Minnesota Vikings
1 (32nd)	Matt Elam	S	Baltimore Ravens
2 (50th)	Jon Bostic	LB	Chicago Bears
3 (85th)	Jordan Reed	TE	Washington Redskins
4 (104th)	Jelani Jenkins	LB	Miami Dolphins
5 (164th)	Mike Gillislee	RB	Miami Dolphins
5 (166th)	Caleb Sturgis	K	Miami Dolphins
6 (169th)	Josh Evans	S	Jacksonville Jaguars

**2012**

4 (114th)	Jaye Howard	DT	Seattle Seahawks
5 (159th)	Chris Rainey	RB	Pittsburgh Steelers

**2011**

1 (15th)	Mike Pouncey	OL	Miami Dolphins
2 (63rd)	Marcus Gilbert	OT	Pittsburgh Steelers
5 (151st)	Ahmad Black	S	Tampa Bay Buccaneers
7 (217th)	Maurice Hurt	G	Washington Redskins

**2010**

1 (7th)	Joe Haden	CB	Cleveland Browns
1 (18th)	Maurkice Pouncey	C	Pittsburgh Steelers
1 (25th)	Tim Tebow	QB	Denver Broncos
2 (53rd)	Jermaine Cunningham	DE	New England Patriots
2 (54th)	Carlos Dunlap	DE	Cincinnati Bengals
2 (62nd)	Brandon Spikes	LB	New England Patriots
3 (75th)	Major Wright	S	Chicago Bears
4 (113th)	Aaron Hernandez	TE	New England Patriots
5 (159th)	Riley Cooper	WR	Philadelphia Eagles

**2009**

Rd. (Overall)	Name	Pos.	Team
1 (22nd)	Percy Harvin	WR/RB	Minnesota Vikings
4 (124th)	Louis Murphy	WR	Oakland Raiders
5 (153rd)	Cornelius Ingram	TE	Philadelphia Eagles

**2008**

1 (8th)	Derrick Harvey	DE	Jacksonville Jaguars
3 (97th)	Andre Caldwell	WR	Cincinnati Bengals

**2007**

1 (17th)	Jarvis Moss	DE	Denver Broncos
1 (21st)	Reggie Nelson	S	Jacksonville Jaguars
3 (97th)	Ray McDonald	DE	San Francisco 49ers
4 (135th)	Joe Cohen	DE	San Francisco 49ers
4 (121st)	Marcus Thomas	DT	Denver Broncos
6 (206th)	Ryan Smith	CB	Tennessee Titans
7 (227th)	Dallas Baker	WR	Pittsburgh Steelers
7 (228th)	DeShawn Wynn	RB	Green Bay Packers
7 (240th)	Brandon Siler	LB	San Diego Chargers

**2006**

2 (36th)	Chad Jackson	WR	New England Patriots
6 (191st)	Jeremy Mincey	DE	New England Patriots
7 (236th)	Dee Webb	DB	Jacksonville Jaguars

**2005**

3 (70th)	Channing Crowder	LB	Miami Dolphins
4 (112th)	Ciatrick Fason	TB	Minnesota Vikings
7 (218th)	Reynaldo Hill	DB	Tennessee Titans

**2004**

2 (40th)	Ben Troupe	TE	Tennessee Titans
2 (49th)	Keiwan Ratliff	DB	Cincinnati Bengals
3 (75th)	Max Starks	OT	Pittsburgh Steelers
3 (95th)	Guss Scott	SS	New England Patriots
7 (249th)	Bobby McCray	DE	Jacksonville Jaguars

**2003**

1 (22nd)	Rex Grossman	QB	Chicago Bears
2 (44th)	Taylor Jacobs	WR	Washington Redskins
4 (100th)	Todd Johnson	FS	Chicago Bears
4 (116th)	Ian Scott	DT	Chicago Bears
5 (161st)	Aaron Walker	TE	San Francisco 49ers
5 (171st)	Tron LaFavor	DT	Chicago Bears
6 (190th)	Mike Nattiel	LB	Minnesota Vikings
7 (227th)	Clint Mitchell	DE	Denver Broncos

**2002**

1	(26th)	Lito Sheppard	CB	Philadelphia Eagles
2	(33rd)	Jabar Gaffney	WR	Houston Texans
2	(40th)	Mike Pearson	OT	Jacksonville Jaguars
2	(48th)	Reche Caldwell	WR	San Diego Chargers
4	(102nd)	Jeff Chandler	PK	San Francisco 49ers
4	(104th)	Alex Brown	DE	Chicago Bears
5	(141st)	Andra Davis	LB	Cleveland Browns
6	(181st)	Marquand Manuel	SS	Cincinnati Bengals

**2001**

Rd.	(Overall)	Name	Pos.	Team
1	(3rd)	Gerard Warren	DT	Cleveland Browns
1	(14th)	Kenyatta Walker	OT	Tampa Bay Buccaneers
4	(125th)	Jesse Palmer	QB	New York Giants
7	(208th)	John Capel	WR	Chicago Bears

**2000**

1	(10th)	Travis Taylor	WR	Baltimore Ravens
3	(68th)	Erron Kinney	TE	Tennessee Titans
3	(80th)	Darrell Jackson	WR	Seattle Seahawks
4	(112th)	Cooper Carlisle	G	Denver Broncos
7	(249th)	Eugene McCaslin	LB	Green Bay Packers

**1999**

1	(16th)	Jevon Kearse	LB	Tennessee Titans
1	(24th)	Reggie McGrew	DT	San Francisco 49ers
2	36th)	Mike Peterson	LB	Indianapolis Colts
2	(51st)	Johnny Rutledge	LB	Arizona Cardinals
3	(81st)	Zach Piller	OT	Tennessee Titans
3	(91st)	Tony George	DB	New England Patriots
3	(93rd)	Travis McGriff	WR	Denver Broncos
5	(157th)	Terry Jackson	RB	San Francisco 49ers

**1998**

1	(9th)	Fred Taylor	RB	Jacksonville Jaguars
1	(23rd)	Mo Collins	OT	Oakland Raiders
2	(34th)	Jacquez Green	WR	Tampa Bay Buccaneers
4	(97th)	Fred Weary	CB	New Orleans Saints
6	(166th)	Elijah Williams	CB	Atlanta Falcons

**1997**

1	(7th)	Ike Hilliard	WR	New York Giants
1	(16th)	Reidel Anthony	WR	Tampa Bay Buccaneers
4	(99th)	Danny Wuerffel	QB	New Orleans Saints
5	(134th)	Jeff Mitchell	C	Baltimore Ravens

**1996**

3	(78th)	Mark Campbell	DE	Denver Broncos
4	(96th)	Jason Odom	OT	Tampa Bay Buccaneers
6	(172nd)	Dexter Daniels	LB	Baltimore Ravens
6	(184th)	Reggie Green	OL	Seattle Seahawks
6	(185th)	Chris Doering	WR	Jacksonville Jaguars
7	(225th)	Johnie Church	DE	Seattle Seahawks

**1995**

1	(6th)	Kevin Carter	DE	St. Louis Rams
1	(15th)	Ellis Johnson	DT	Indianapolis Colts

4	(116th)	Jack Jackson	WR	Chicago Bears
6	(180th)	Henry McMillian	DT	Seattle Seahawks

**1994**

2	(34th)	Errict Rhett	RB	Tampa Bay Buccaneers
3	(109th)	Willie Jackson	WR	Dallas Cowboys
6	(138th)	Harrison Houston	WR	Atlanta Falcons
6	(147th)	William Gaines	DT	Miami Dolphins
SD	(25th)	Darren Mickell	DE	Kansas City Chiefs

**1993** *Note: In 1993, the NFL Draft was reduced to seven rounds.*

Rd.	(Overall)	Name	Pos.	Team
6	(142nd)	Lawrence Hatch	DB	New England Patriots
7	(172nd)	Will White	FS	Phoenix Cardinals

**1992**

4	(105th)	Tony McCoy	DT	Indianapolis Colts
5	(119th)	Dexter McNabb	FB	Green Bay Packers
5	(127th)	Cal Dixon	C	New York Jets
6	(156th)	Tony Rowell	OT	Los Angeles Raiders
7	(182nd)	Tim Paulk	LB	Atlanta Falcons
8	(206th)	Hesham Ismail	OG	Pittsburgh Steelers
9	(241st)	Ephesians Bartley	LB	Philadelphia Eagles
10	(264th)	Brad Culpepper	DT	Minnesota Vikings
12	(309th)	Michael Brandon	DE	Indianapolis Colts

**1991**

1	(15th)	Huey Richardson	DE	Pittsburgh Steelers
3	(62nd)	Godfrey Myles	LB	Dallas Cowboys
3	(73rd)	Ernie Mills	WR	Pittsburgh Steelers
6	(157th)	Richard Fain	DB	Cincinnati Bengals
8	(215th)	Jimmy Spencer	DB	Washington Redskins

**1990**

1	(17th)	Emmitt Smith	RB	Dallas Cowboys
4	(83rd)	Stacey Simmons	WR	Indianapolis Colts
5	(131st)	Cedric Smith	FB	Minnesota Vikings
9	(245th)	Tony Lomack	WR	Los Angeles Rams

**1989**

1	(12th)	Trace Armstrong	DT	Chicago Bears
1	(23rd)	David Williams	OT	Houston Oilers
1	(25th)	Louis Oliver	FS	Miami Dolphins
3	(68th)	Rhondy Weston	DT	Dallas Cowboys

**1988**

1	(21st)	Clifford Charlton	OLB	Cleveland Browns
2	(42nd)	Jarvis Williams	DB	Miami Dolphins
6	(162nd)	Bob Sims	OG	New Orleans Saints
7	(180th)	Kerwin Bell	QB	Miami Dolphins

**1987**

1	(27th)	Ricky Nattiel	WR	Denver Broncos
2	(55th)	Adrian White	DB	New York Giants
3	(68th)	Jeff Zimmerman	OL	Dallas Cowboys
6	(149th)	Ron Moten	OLB	Philadelphia Eagles
12	(318th)	Scott Armstrong	ILB	Dallas Cowboys
12	(323rd)	Keith Williams	DT	Minnesota Vikings

**1986**

1	(15th)	John L. Williams	FB	Seattle Seahawks
1	(27th)	Neal Anderson	RB	Chicago Bears
2	(48th)	Alonzo Johnson	OLB	Philadelphia Eagles
5	(121st)	Ray Criswell	P	Philadelphia Eagles
5	(131st)	Patrick Miller	OLB	San Diego Chargers
7	(187th)	Ray McDonald	WR	New England Patriots
8	(211th)	Alonzo Mitz	DT	Seattle Seahawks

**1985**

Rd. (Overall)	Name	Pos.	Team	
1	(6th)	Lomas Brown	OT	Detroit Lions
1	(27th)	Lorenzo Hampton	RB	Miami Dolphins
3	(76th)	Crawford Ker	OT	Dallas Cowboys
5	(139th)	Billy Hinson	OG	Denver Broncos
6	(164th)	Tim Newton	MG	Minnesota Vikings
11	(306th)	Gary Rolle	WR	Denver Broncos

**1984**

1	(11th)	Wilber Marshall	LB	Chicago Bears
3	(78th)	Tony Lilly	DB	Denver Broncos
8	(202nd)	Randy Clark	DB	Kansas City Chiefs
9	(232nd)	John Hunt	OG	Dallas Cowboys

**1983**

1	(13th)	James Jones	RB	Detroit Lions
4	(108th)	Chris Faulkner	TE	Dallas Cowboys
9	(229th)	Mike Mularkey	TE	San Francisco 49ers
10	(274th)	Dan Fike	OT	New York Jets

**1982**

2	(38th)	David Galloway	DT	St. Louis Cardinals
10	(253rd)	Brian Clark	K	New England Patriots
10	(271st)	Robin Fisher	DL	Miami Dolphins

**1981**

2	(37th)	Cris Collinsworth	WR	Cincinnati Bengals
6	(153rd)	Dock Luckie	DT	Kansas City Chiefs
7	(183rd)	David Little	LB	Pittsburgh Steelers
7	(190th)	Mike Clark	DE	Los Angeles Rams

**1980**

3	(75th)	Scot Brantley	LB	Tampa Bay Buccaneers
---	--------	---------------	----	----------------------

**1979**

7	(251st)	Mike Dupree	LB	Kansas City Chiefs
10	(178th)	Don Swafford	T	Philadelphia Eagles

**1978**

1	(3rd)	Wes Chandler	WR	New Orleans Saints
2	(38th)	Scott Hutchinson	DE	Buffalo Bills
4	(91st)	Terry LeCount	WR	San Francisco 49ers
5	(124th)	Earl Carr	RB	St. Louis Cardinals
5	(128th)	Willie Wilder	RB	Green Bay Packers
6	(159th)	Tony Green	RB	Washington Redskins
8	(197th)	Derrick Gaffney	WR	New York Jets
10	(259th)	Mark Totten	C	Green Bay Packers
11	(296th)	Charlie Williams	LB	New England Patriots

12	(311th)	Alan Williams	P	New York Jets
----	---------	---------------	---	---------------

**1977**

9	(239th)	David Posey	K	San Francisco 49ers
10	(252nd)	Robert Morgan	RB	Tampa Bay Buccaneers
10	(253rd)	Alvin Cowans	DB	Pittsburgh Steelers
12	(310th)	Jimmy Stephens	TE	Pittsburgh Steelers

**1976**

Rd. (Overall)	Name	Pos.	Team	
2	(29th)	Sammy Green	LB	Seattle Seahawks
2	(30th)	Jimmy DuBose	RB	Tampa Bay Buccaneers
4	(111th)	Mike Smith	DE	Philadelphia Eagles
6	(157th)	Alvin Darby	TE	Seattle Seahawks
7	(199th)	James Richards	RB	New York Jets
12	(332nd)	Gerald Loper	G	San Francisco 49ers
13	(356th)	Mike Williams	T	Atlanta Falcons
14	(403rd)	Wayne Fields	DB	Pittsburgh Steelers

**1975**

1	(14th)	Glenn Cameron	LB	Cincinnati Bengals
2	(29th)	Ralph Ortega	LB	Atlanta Falcons
2	(44th)	Richard Lawless	G	Dallas Cowboys
8	(191st)	Preston Kendrick	LB	San Francisco 49ers

**1974**

3	(78th)	Nat Moore	WR	Miami Dolphins
4	(96th)	Vince Kendrick	RB	Atlanta Falcons
5	(113th)	Joseph Parker	WR	New Orleans Saints
12	(267th)	Ricky S. Brown	LB	Houston Oilers
12	(312th)	Jim Revels	DB	Miami Dolphins

**1973**

6	(143rd)	Fred Abbott	LB	Minnesota Vikings
11	(285th)	Willie B. Jackson	WR	Los Angeles Rams

**1972**

1	(14th)	John Reaves	QB	Philadelphia Eagles
12	(294th)	Mike Rich	RB	Green Bay Packers
14	(348th)	Tommy Durrance	RB	Pittsburgh Steelers
15	(390th)	Carlos Alvarez	WR	Dallas Cowboys

**1971**

1	(20th)	Jack Youngblood	DE	Los Angeles Rams
---	--------	-----------------	----	------------------

**1970**

1	(20th)	Steve Tannen	DB	New York Jets
10	(250th)	Malcolm Steen	G	San Diego Chargers

**1969**

1	(8th)	W. Larry Smith	RB	Los Angeles Rams
2	(47th)	Jim Yarbrough	TE	Detroit Lions
5	(109th)	Guy Dennis	G	Cincinnati Bengals
17	(434th)	Larry Rentz	DB	San Diego Chargers

**1968**

3	(63rd)	Richard Trapp	E	Buffalo Bills
---	--------	---------------	---	---------------



**1967**

1	(3rd)	Steve Spurrier	QB	San Francisco 49ers
3	(57th)	Jimmy Jordan	HB	Atlanta Falcons
4	(106th)	Bill Carr	OL	New Orleans Saints
11	(264th)	Jim Benson	OL	New Orleans Saints

**1966**

Rd. (Overall)	Name	Pos.	Team
2	Larry Gagner	G	Pittsburgh Steelers
3	Larry Gagner	G	Miami Dolphins (AFL)
3	Randy Jackson	T	Buffalo Bills (AFL)
4	Randy Jackson	T	Chicago Bears
6	Charley Casey	FL	Atlanta Falcons
15	Harold Seymour	HBK	Washington Redskins
18	Harold Seymour	HBK	Kansas City Chiefs (AFL)

**1965**

5	Roger Pettee	LB	Dallas Cowboys
6	A. Dennis Murphy	T	Houston Oilers (AFL)
10	Frank Pennie	T	Detroit Lions
10	A. Dennis Murphy	T	Chicago Bears
15	Larry Gagner	T	Cleveland Browns
19	Berry Brown	ELB	Baltimore Colts

**1964**

6	Merrell Brown	E	Washington Redskins
7	Hagood Clarke, III	B	San Francisco 49ers
15	Berry Brown	E	Pittsburgh Steelers
18	Hagood Clarke, III	B	Buffalo Bills (AFL)

**1963**

2	Frank Lasky	T	New York Giants
3	Dick Skelly	B	New York Giants
6	Anton Peters	T	Denver Broncos (AFL)
8	Anton Peters	T	Los Angeles Rams
9	Robert Hoover	B	Minnesota Vikings
11	Lindy Infante	HB	Buffalo Bills (AFL)
12	Lindy Infante	HB	Cleveland Browns
14	Frank Lasky	T	San Diego Chargers
19	Bruce Starling	HB	Denver Broncos (AFL)

**1962**

4	Thomas F. Dean	T	San Francisco 49ers
8	Paul White	HB	Minnesota Vikings
8	Paul White	HB	Buffalo Bills (AFL)
15	Floyd Dean	T	Oakland Raiders (AFL)
29	Jim Beaver	G	Buffalo Bills (AFL)
30	Don Goodman	HB	Dallas Texans (AFL)
31	Louis Hicks	T	New York Titans (AFL)

**1961**

7	Pat Patchen	E	Denver Broncos (AFL)
8	Jim Beaver	G	Philadelphia Eagles
13	Don Goodman	B	Dallas Cowboys
19	Jack Espanship	HB	Los Angeles Chargers (AFL)

**1960****AFL Organizational Draft** *(No rounds available)*

Jim Beaver	T	Dallas Texans (AFL)
William Hudson	E	Denver Broncos (AFL)
Bobby Joe Green	HB	Denver Broncos (AFL)
Perry McGriff	E	Los Angeles Chargers (AFL)
Bob Wehking	C	Los Angeles Chargers (AFL)
Dan Edgington	E	Minneapolis (AFL)*

\*Minneapolis subsequently gave up their AFL franchise in lieu of an NFL franchise shortly after the 1960 draft. All

**1960**

6	Dave Hudson	E	Washington Redskins
11	Bob Wehking	C	Baltimore Colts
17	Jim Beaver	T	Baltimore Colts

**1959**

Rd. (Overall)	Name	Pos.	Team
9	Bobby Joe Green	HB	San Francisco 49ers
16	Dan Edgington	E	Green Bay Packers
24	Joe Hergert	C	Green Bay Packers
28	Don Fleming	B	Chicago Cardinals
29	Perry McGriff	B	Baltimore Colts

**1958**

2	Charles Mitchell	G	Cleveland Browns
9	Bernie Parrish	B	Cleveland Browns
10	Val Heckman	T	San Francisco 49ers
15	Ed Sears	B	Pittsburgh Steelers
20	Lou Pelham	E	Washington Redskins
25	Jim Roundtree	B	Baltimore Colts

**1957**

4	Jackie Simpson	B	Baltimore Colts
5	John Barrow	G	Detroit Lions
5	Larry Wesley	T	New York Giants
8	Billy Booker	B	New York Giants
16	Joe Brodsky	B	Washington Redskins
18	Jim Eaton	E	New York Giants
24	Donald Hicks	T	New York Giants

**1956**

5	Don Chandler	B	New York Giants
6	Fred Cason	B	New York Giants
16	Ray T. Brown	B	Chicago Bears
23	John Symank	DB	Green Bay Packers
25	Harry Spears	B	New York Giants
28	Bobby Lance	QB	Green Bay Packers

**1955**

3	Malcolm Hammock	B	Chicago Cardinals
23	George Medved	T	Los Angeles Rams
28	Arch Cassidy	T	Washington Redskins
29	Bill Dearing	B	Detroit Lions

**1954**

2	Rick Casares	B	Chicago Bears
7	Jack O'Brian	E	Pittsburgh Steelers
8	Dan Hunter	T	Philadelphia Eagles
15	Joe D'Agostino	G	Baltimore Colts
17	Howard Chapman	T	Cleveland Browns

**1953**

Rd. (Overall)	Name	Pos.	Team
4	Dwayne Douglas	T	New York Giants
5	Buford Long	B	New York Giants
17	Reed Quinn	B	Pittsburgh Steelers
22	Mike Kelly	E	New York Giants
25	Haywood Sullivan	B	Chicago Cardinals

**1952**

13	Carroll McDonald	C	Detroit Lions
25	Charlie LaPradd	T	Green Bay Packers

**1950**

1	*Chuck Hunsinger	B	Chicago Bears
13	Fred Dempsey	G	Chicago Bears
14	James W. Kynes, Jr.	C	Pittsburgh Steelers
26	Gaspar Vaccaro	B	Pittsburgh Steelers

*\*Pick acquired in trade with the New York Bulldogs*

**1948**

8	Bob Forbes	B	Boston Yanks
20 (136th)	*Bob Forbes	B	New York Yankees (AAFC)
25	Doug Beldon	B	Chicago Cardinals

**LAST TIME A GATOR WAS DRAFTED**

**By Round...**

	Player	Team	Year
1st round:	Jarrad Davis	Detroit	2017
2nd round:	Marcus Maye	New York Jets	2017
	Quincy Wilson	Indianapolis	2017
	Teez Tabor	Detroit	2017
3rd round:	Alex Anzalone	New Orleans	2017
4th round:	David Sharpe	Oakland	2017
5th round:	Neiron Ball	Oakland	2015
6th round:	Caleb Brantley	Cleveland	2017
7th round:	Joey Ivie	Dallas	2017

**HIGHEST TOTAL OF GATORS DRAFTED BY YEAR**

Selected	Year
10	1978
9	2010, 2007, 1992
8	2017, 2015, 2013, 2003, 2002, 1999, 1976
7	2016, 1986, 1957
6	1996, 1987, 1985, 1963, 1960, 1958
5	2004, 2000, 1998, 1991, 1974, 1965, 1962, 1959, 1956, 1954, 1953
4	2014, 2011, 2001, 1997, 1995, 1994, 1990, 1989, 1988, 1984, 1983, 1981, 1977, 1975, 1972, 1969, 1967, 1966, 1961, 1955, 1950, 1943
3	2009, 2006, 2005, 1946, 1945
2	2012, 2008, 1993, 1982, 1979, 1973, 1970, 1964, 1952, 1948
1	1980, 1971, 1968, 1942, 1941, 1940, 1938

*\*The All-American Football Conference held its own draft in 1947-49. The AAFC merged with the NFL in 1950.*

**1946**

23	Kay Jamison	E	Los Angeles Rams
24	Roger Adams	C	Pittsburgh Steelers
30	Nick Klutka	E	Boston Yanks

**1945**

Rd. (Overall)	Name	Pos.	Team
1	Paul Duhart	B	Pittsburgh Steelers
4	Roger Adams	C	Pittsburgh Steelers
18	Broughton Williams	E	Chicago Bears

**1943**

10	Fondren Mitchell	B	Chicago Cardinals
25	Gene Lee	C	Brooklyn Dodgers
29	Floyd Konesty	G	Cleveland Rams
29	Bill Corry	B	Washington Redskins

**1942**

20	Milton Hull	T	New York Giants
----	-------------	---	-----------------

**1941**

16	Julius Battista	G	New York Giants
----	-----------------	---	-----------------

**1940**

5	Clark Goff	T	Pittsburgh Steelers
---	------------	---	---------------------

**1938**

6	Walter Mayberry	B	Cleveland Rams
---	-----------------	---	----------------

**By Position...**

OFFENSE	Player	Team	Year	Round
Quarterback:	Tim Tebow	Denver	2010	1st
Fullback:	Dexter McNabb	Green Bay	1992	5th
Running Back:	Kelvin Taylor	San Francisco	2016	6th
Tackle:	David Sharpe	Oakland	2017	4th
Guard:	Jon Halapio	New England	2014	6th
Center:	Max Garcia	Denver	2015	4th
Wide Receiver:	Demarcus Robinson	Kansas City	2016	4th
Tight End:	Jordan Reed	Washington	2013	3rd

**DEFENSE**

Tackle:	Caleb Brantley	Cleveland	2017	6th
	Joey Ivie	Dallas	2017	7th
End:	Alex McCalister	Philadelphia	2016	7th
Linebacker:	Jarrad Davis	Detroit	2017	1st
	Alex Anzalone	New Orleans	2017	3rd
Cornerback:	Quincy Wilson	Indianapolis	2017	2nd
	Teez Tabor	Detroit	2017	2nd
Safety:	Marcus Maye	New York Jets	2017	2nd

**SPECIALISTS**

Punter:	Ray Criswell	Philadelphia	1986	5th
Kicker:	Caleb Sturgis	Miami	2013	5th

## TEAM-BY-TEAM DRAFT HISTORY

### ARIZONA CARDINALS

Year	Rd.	Player	Pos.
2015	1	D.J. Humphries	OT
1999	2	Johnny Rutledge	LB
1993	7	Will White	DB
1982	2	David Galloway	DT
1978	5	Earl Carr	RB
1959	28	Don Fleming	B
1955	3	Malcolm Hammock	B
1953	25	Haywood Sullivan	B
1948	25	Doug Beldon	B
1943	10	Fondren Mitchell	B

*Franchise known as the Phoenix Cardinals from 1989-93.*

*Franchise located in St. Louis prior to 1988, in Chicago prior to 1960.*

### ATLANTA FALCONS

Year	Rd.	Player	Pos.
2016	1	Keanu Neal	S
1998	6	Elijah Williams	DB
1994	6	Harrison Houston	WR
1992	7	Tim Paulk	LB
1976	13	Mike Williams	T
1975	2	Ralph Ortega	LB
1974	4	Vince Kendrick	RB
1967	3	Jimmy Jordan	HB
1966	6	Charley Casey	WR

### BALTIMORE RAVENS

Year	Rd.	Player	Pos.
2013	1	Matt Elam	S
2000	1	Travis Taylor	WR
1997	5	Jeff Mitchell	C
1996	6	Dexter Daniels	LB

### BUFFALO BILLS

Year	Rd.	Player	Pos.
1978	2	Scott Hutchinson	DE
1968	3	Richard Trapp	E
1966	3	Randy Jackson	T
1964	18	Hagood Clarke, III	B
1963	11	Lindy Infante	HB
1962	8	Paul White	HB
1962	29	Jim Beaver	G

### CHICAGO BEARS

Year	Rd.	Player	Pos.
2016	3	Jonathan Bullard	DL
2013	2	Jon Bostic	LB
2010	3	Major Wright	S
2003	1	Rex Grossman	QB
2003	4	Todd Johnson	FS
2003	4	Ian Scott	DT
2003	4	Tron LaFavor	DT
2002	4	Alex Brown	DE
2001	7	John Capel	WR
1995	4	Jack Jackson	WR
1989	1	Trace Armstrong	DT

1986	1	Neal Anderson	RB
1984	1	Wilber Marshall	LB
1966	4	Randy Jackson	T
1965	10	A. Dennis Murphy	T
1956	16	Ray T. Brown	B
1954	2	Rick Casaress	B
1950	1	*Chuck Hunsinger	B
1950	13	Frank Dempsey	G
1945	18	Broughton Williams	E

*\*Pick acquired in trade with New York Bulldogs.*

*Franchise known as the Chicago Staleys prior to 1922.*

### CINCINNATI BENGALS

Year	Rd.	Player	Pos.
2010	2	Carlos Dunlap	DE
2008	3	Andre Caldwell	WR
2004	2	Keiwan Ratliff	DB
2002	6	Marquand Manuel	SS
1991	6	Richard Fain	DB
1981	2	Cris Collinsworth	WR
1975	1	Glenn Cameron	LB
1969	5	Guy Dennis	G

### CLEVELAND BROWNS

Year	Rd.	Player	Pos.
2017	6	Caleb Brantley	DT
2010	1	Joe Haden	CB
2002	5	Andra Davis	LB
2001	1	Gerard Warren	DT
1988	1	Clifford Charlton	OLB
1965	15	Larry Gagner	T
1963	12	Lindy Infante	HB
1958	2	Charles Mitchell	G
1958	9	Bernie Parrish	B
1954	17	Howard Chapman	T

*Franchise was a member of the All-American Football Conference prior to 1950.*

*Franchise moved from Cleveland to Baltimore prior to the 1996 season.*

### DALLAS COWBOYS

Year	Rd.	Player	Pos.
2017	7	Joey Ivie	DT
2015	3	Chaz Green	OT
1994	3	Willie Jackson	WR
1991	3	Godfrey Miles	LB
1990	1	Emmitt Smith	RB
1989	3	Rhondy Weston	DT
1987	3	Jeff Zimmerman	OL
1987	12	Scott Armstrong	ILB
1985	3	Crawford Ker	OT
1984	9	John Hunt	OG
1983	4	Chris Faulkner	TE
1975	2	Richard Lawless	G
1972	15	Carlos Alvarez	WR
1965	5	Roger Petee	LB
1961	13	Don Goodman	B

### DENVER BRONCOS

Year	Rd.	Player	Pos.
2015	4	Max Garcia	C/G
2010	1	Tim Tebow	QB
2007	1	Jarvis Moss	DE
2007	4	Marcus Thomas	DT
2003	7	Clint Mitchell	DE
2000	4	Cooper Carlisle	OG
1999	3	Travis McGriff	WR
1996	3	Mark Campbell	DE
1987	1	Ricky Nattiel	WR
1985	5	Billy Hinson	OG
1985	11	Gary Rolle	WR
1984	3	Tony Lilly	DB
1963	6	Anton Peters	T
1963	19	Bruce Starling	HB
1961	7	Pat Patchen	E
*1960	-	William D. Hudson	E
*1960	-	Bobby Joe Green	HB

*\*Taken in the 1960 AFL Organizational Draft (no rounds recorded).*

### DETROIT LIONS

Year	Rd.	Player	Pos.
2017	1	Jarrad Davis	LB
2017	2	Teez Tabor	CB
1985	1	Lomas Brown	OT
1983	1	James Jones	RB
1969	2	Jim Yarbrough	TE
1965	10	Frank Pennie	T
1957	5	John Barrow	G
1955	29	Bill Dearing	B
1952	13	Caroll McDonald	C

*Franchise located in Portsmouth prior to 1934 and known as the Spartans.*

### GREEN BAY PACKERS

Year	Rd.	Player	Pos.
2007	7	DeShawn Wynn	RB
2000	7	Eugene McCaslin	LB
1992	5	Dexter McNabb	RB
1978	5	Willie Wilder	RB
1978	10	Mark Totten	C
1972	12	Mike Rich	RB
1959	16	Dan Edgington	E
1959	24	Joe Hergert	C
1957	23	John Symank	DB
1956	28	Bobby Lance	QB
1952	25	Charlie LaPradd	T

### HOUSTON TEXANS

Year	Rd.	Player	Pos.
2002	2	Jabar Gaffney	WR

### INDIANAPOLIS COLTS

Year	Rd.	Player	Pos.
2017	2	Quincy Wilson	CB

*(continued on next page)*

(continued from previous page)

2016	4	Antonio Morrison	LB
1999	2	Mike Peterson	LB
1995	1	Ellis Johnson	DT
1992	4	Tony McCoy	DT
1992	12	Michael Brandon	DL
1990	4	Stacey Simmons	WR
1965	19	Berry Brown	E-LB
1960	11	Bob Wehking	C
1960	17	Jim Beaver	T
1959	29	Perry McGriff	B
1958	25	Jim Roundtree	B
1957	4	Jackie Simpson	B
1954	15	Joe D'Agostino	G

Franchise located in Baltimore prior to 1984.

**JACKSONVILLE JAGUARS**

Year	Rd.	Player	Pos.
2015	1	Dante Fowler, Jr.	LB
2013	6	Josh Evans	S
2008	1	Derrick Harvey	DE
2007	1	Reggie Nelson	S
2006	7	Dee Webb	DB
2004	7	Bobby McCray	DE
2002	2	Mike Pearson	OT
1998	1	Fred Taylor	RB
1996	6	Chris Doering	WR

**KANSAS CITY CHIEFS**

Year	Rd.	Player	Pos.
2016	4	Demarcus Robinson	WR
1992	2#	Darren Mickell	DE
1984	8	Randy Clark	DB
1981	6	Dock Luckie	DT
1979	7	Mike Dupree	LB
1966	18	Harold Seymour	HB-K
1962	30	Don Goodman	HB
*1960	-	Jim Beaver	T

# Supplemental draft

\*Selection in the 1960 AFL Organizational Draft (no rounds recorded).

Franchise known as the Dallas Texans prior to 1963.

**MIAMI DOLPHINS**

Year	Rd.	Player	Pos.
2013	4	Jelani Jenkins	LB
2013	5	Mike Gillislee	RB
2013	5	Caleb Sturgis	K
2011	1	Mike Pouncey	OL
2005	3	Channing Crowder	LB
1994	6	William Gaines	DT
1989	1	Louis Oliver	FS
1988	2	Jarvis Williams	DB
1988	7	Kerwin Bell	QB
1985	1	Lorenzo Hampton	RB
1982	10	Robin Fisher	DL
1974	3	Nat Moore	WR
1974	12	Jim Revels	DB

1966	3	Larry Gagner	G
------	---	--------------	---

**MINNESOTA VIKINGS**

Year	Rd.	Player	Pos.
2013	1	Sharrif Floyd	DT
2009	1	Percy Harvin	WR
2005	4	Ciatrick Fason	TB
2003	6	Mike Nattiel	OLB
1992	10	Brad Culpepper	DL
1990	5	Cedric Smith	FB
1987	12	Keith Williams	DT
1985	6	Tim Newton	MG
1973	6	Fred Abbott	LB
1963	9	Robert Hoover	B
1962	8	Paul White	HB

**NEW ENGLAND PATRIOTS**

Year	Rd.	Player	Pos.
2014	1	Dominique Easley	DT
2014	6	Jon Halapio	OG
2010	2	Jermaine Cunningham	DE
2010	2	Brandon Spikes	LB
2010	4	Aaron Hernandez	TE
2006	2	Chad Jackson	WR
2006	6	Jeremy Mincey	DE
2004	3	Guss Scott	S
1999	3	Tony George	DB
1993	6	Lawrence Hatch	DB
1986	7	Ray McDonald	WR
1982	10	Brian Clark	K
1978	11	Charlie Williams	LB

**NEW ORLEANS SAINTS**

Year	Rd.	Player	Pos.
2017	3	Alex Anzalone	LB
2014	5	Ronald Powell	LB
1998	4	Fred Weary	CB
1997	4	Danny Wuerffel	QB
1988	6	Bob Sims	OG
1978	1	Wes Chandler	WR
1974	5	Joseph Parker	WR
1967	4	Bill Carr	OL
1967	11	Jim Benson	OL

**NEW YORK GIANTS**

Year	Rd.	Player	Pos.
2001	4	Jesse Palmer	QB
1997	1	Ike Hilliard	WR
1987	2	Adrian White	DB
1963	2	Frank Lasky	T
1963	2	Dick Skelly	B
1957	5	Larry Wesley	T
1957	8	William Booker	B
1957	18	Jim Eaton	E
1957	24	Donald Hicks	T
1956	5	Don Chandler	B
1956	6	Fred Cason	B

1956	25	Harry Spears	B
1953	4	Dwayne Douglas	T
1953	5	Buford Long	B
1953	22	Mike Kelly	E
1942	20	Milton Hull	T
1941	16	Julius Battista	G

**NEW YORK JETS**

Year	Rd.	Player	Pos.
2017	2	Marcus Maye	DB
1992	5	Cal Dixon	C
1983	11	Dan Fike	OT
1978	8	Derrick Gaffney	WR
1978	12	Alan Williams	P
1976	7	James Richards	RB
1970	1	Steve Tannen	DB
1962	31	Louis Hicks	T

Franchise known as the New York Titans prior to 1963.

**OAKLAND RAIDERS**

Year	Rd.	Player	Pos.
2017	4	David Sharpe	OL
2015	5	Neiron Ball	LB
2015	7	Andre Debose	WR/KR
2009	4	Louis Murphy	WR
1998	1	Mo Collins	OT
1992	6	Tony Rowell	OT
1962	15	Floyd Dean	T
*1960	—	Dan Edgington	E

\*Selected by Minneapolis in the 1960 AFL Organizational Draft (no rounds recorded). Minneapolis subsequently withdrew from the league in lieu of receiving an NFL franchise. All selections made by Minneapolis reverted to the expansion Oakland Raiders.

Franchise located in Los Angeles from 1982-95.

**PHILADELPHIA EAGLES**

Year	Rd.	Player	Pos.
2016	7	Alex McCalister	DE
2014	4	Jaylen Watkins	CB
2010	5	Riley Cooper	WR
2009	5	Cornelius Ingram	TE
2002	1	Lito Sheppard	CB
1992	10	Ephesians Bartley	LB
1987	6	Ron Moten	OLB
1986	2	Alonzo Johnson	OLB
1986	5	Ray Criswell	P
1979	10	Don Swafford	T
1976	4	Mike Smith	DE
1972	1	John Reaves	QB
1961	8	Jim Beaver	G
1954	8	Dan Hunter	T

**PITTSBURGH STEELERS**

Year	Rd.	Player	Pos.
2012	5	Chris Rainey	RB
2011	2	Marcus Gilbert	OT

(continued on next page)



(continued from previous page)

2010	1	Maurkice Pouncey	C
2007	7	Dallas Baker	WR
2004	3	Max Starks	OL
1992	8	Hesham Ismail	OL
1991	1	Huey Richardson	DE
1991	3	Ernie Mills	WR
1981	7	David Little	LB
1977	10	Alvin Cowans	DB
1977	12	Jimmy Stephens	TE
1976	14	Wayne Fields	DB
1972	14	Tommy Durrance	RB
1966	2	Larry Gagner	G
1964	15	Berry Brown	E
1958	15	Ed Sears	B
1954	7	Jack O'Brien	E
1953	17	Reed Quinn	B
1950	14	James W. Kynes, Jr.	C
1950	26	Gaspar Vaccaro	B
1946	24	Roger Adams	C
1945	1	Paul Duhart	B
1945	4	Roger Adams	C
1940	5	Clark Goff	T

Franchise known as the Pittsburgh Pirates prior to 1941.

### ST. LOUIS RAMS

Year	Rd.	Player	Pos.
1995	1	Kevin Carter	DE
1990	9	Tony Lomack	WR
1981	7	Mike Clark	DE
1955	23	George Medved	T
1972	11	Willie B. Jackson	WR
1971	1	Jack Youngblood	DE
1969	1	W. Larry Smith	RB
1963	8	Anton Peters	T
1946	23	Kay Jamison	E
1943	29	Floyd Konesty	G
1938	6	Walter Mayberry	B

Franchise located in Cleveland prior to 1946.

Franchise moved to St. Louis from Los Angeles in 1995.

### SAN DIEGO CHARGERS

Year	Rd.	Player	Pos.
2007	7	Brandon Siler	LB
2002	2	Reche Caldwell	WR
1986	5	Patrick Miller	OLB
1970	10	Malcolm Steen	G
1969	17	R. Larry Rentz	DB
1963	14	Frank Lasky	T
1961	19	Jack Espanship	HB
*1960	-	Perry McGriff	E
*1960	-	Bob Wehking	C

\*Selected in 1960 AFL Organizational Draft (no rounds recorded).

Franchise located in Los Angeles prior to 1962.

### SAN FRANCISCO 49ERS

Year	Rd.	Player	Pos.
2016	6	Kelvin Taylor	RB
2015	7	Trenton Brown	OT
2007	3	Ray McDonald	DE
2007	4	Joe Cohen	DE
2003	5	Aaron Walker	TE
2002	4	Jeff Chandler	PK
1999	1	Reggie McGrew	DT
1999	5	Terry Jackson	RB
1983	9	Mike Mularky	TE
1978	4	Terry LeCount	WR
1977	9	David Posey	K
1976	12	Gerald Loper	G
1975	8	Preston Kendrick	LB
1967	1	Steve Spurrier	QB
1964	7	Hagood Clarke, III	T
1962	4	Thomas F. Dean	T
1959	9	Bobby Joe Green	HB
1958	10	Val Heckman	T

Franchise was a member of the All-American Football Conference prior to 1950.

### SEATTLE SEAHAWKS

Year	Rd.	Player	Pos.
2012	4	Jaye Howard	DT
2000	3	Darrell Jackson	WR
1996	6	Reggie Green	OL
1996	7	Johnie Church	DE
1995	6	Henry McMillian	DT
1986	1	John L. Williams	FB
1986	8	Alonzo Mitz	DT
1976	2	Sammy Green	LB
1976	6	Alvis Darby	TE

### TAMPA BAY BUCCANEERS

Year	Rd.	Player	Pos.
2016	1	Vernon Hargreaves III	CB
2011	5	Ahmad Black	S
2001	1	Kenyatta Walker	OT
1998	2	Jacquez Green	WR
1997	1	Reidel Anthony	WR
1996	4	Jason Odom	OT
1994	2	Errict Rhett	RB
1980	3	Scot Brantley	LB
1977	10	Robert Morgan	RB
1976	2	Jimmy DuBose	RB

### TENNESSEE TITANS

Year	Rd.	Player	Pos.
2007	6	Ryan Smith	CB
2005	7	Reynaldo Hill	DB
2004	2	Ben Troupe	TE
2000	3	Erron Kinney	TE
1999	1	Jevon Kearse	LB
1999	3	Zach Piller	OT
1989	1	David Williams	OT

1974	12	Ricky S. Brown	LB
1965	6	A. Dennis Murphy	T

Franchise moved from Houston to Tennessee prior to the 1998 season.

### WASHINGTON REDSKINS

Year	Rd.	Player	Pos.
2015	3	Matt Jones	RB
2013	3	Jordan Reed	TE
2011	7	Maurice Hurt	G
2003	2	Taylor Jacobs	WR
1991	8	Jimmy Spencer	DB
1978	6	Tony Green	RB
1966	15	Harold Seymour	HB-K
1964	6	Merrell Brown	E
1960	6	William Hudson	E
1958	20	Lou Pelham	E
1957	16	Joe Brodsky	B
1955	28	Arch Cassidy	T
1943	29	Bill Corry	B

Franchise located in Boston prior to 1937 and known as the Braves prior to 1933.

### SELECTIONS MADE BY TEAMS NOW DEFUNCT

#### BOSTON YANKS

Year	Rd.	Player	Pos.
1948	8	Bob Forbes	B
1946	30	Nick Klutka	E

Franchise folded after the 1948 season.

#### BROOKLYN DODGERS

Year	Rd.	Player	Pos.
1943	25	Gene Lee	C

Franchise folded after the 1944 season.

#### NEW YORK YANKEES (AAFC)

Year	Rd.	Player	Pos.
1948	20	Bob Forbes	B

Franchise was a member of the All-American Football Conference that merged with the NFL in 1950. The AAFC held its own separate draft from 1947-49. The Yankees last played in the NFL in 1951.

**ALL-TIME RESULTS** *Rankings in parentheses are Associated Press rankings; UF ranking listed first and opponent second*

**1906 James Forsythe**

10/5	Gainesville AC (Gainesville)	W	16-6
10/20	Mercer (Macon)	L	12-0
10/26	Rollins (Gainesville)	W	6-0
11/2	Riverside AC (Gainesville)	W	19-0
11/5	Savannah AC (Savannah)	L	27-2
11/9	Rollins (Winter Park)	L	6-0

G	W	L	T	PT	OP
6	3	3	0	43	51

**1907 James Forsythe**

10/12	Mercer (Mercer)	L	6-0
10/26	Columbia AC (Savannah)	W	6-0
11/5	Rollins (Gainesville)	W	9-4
11/16	Riverside AC (Jacksonville)	W	21-0
11/28	Riverside AC (Gainesville)	W	17-0
12/5	Rollins (Winter Park)	T	0-0

G	W	L	T	PT	OP
6	4	1	1	53	10

**1908 James Forsythe**

10/10	Mercer (Macon)	L	24-0
10/17	Riverside AC (Jacksonville)	W	4-0
10/21	Gainesville AC (Gainesville)	W	37-5
10/31	Rollins (Winter Park)	L	6-0
11/2	Columbia College (Lake City)	W	6-0
11/7	Stetson (Gainesville)	W	6-5
11/13	Riverside AC (Gainesville)	W	37-0
11/20	Stetson (DeLand)	T	0-0

G	W	L	T	PT	OP
8	5	2	1	90	40

**1909 G. E. Pyle**

10/8	Gainesville AC (Gainesville)	W	5-0
10/23	Olympics (Jacksonville)	W	9-0
10/30	Rollins (Gainesville)	W	14-0
11/6	Stetson (DeLand)	L	26-0
11/15	Rollins (Orlando)	W	28-3
11/20	Olympics (Gainesville)	W	11-0
11/25	Stetson (Gainesville)	T	5-5
11/27	Tallahassee AC (Gainesville)	W	24-0

G	W	L	T	PT	OP
8	6	1	1	96	34

**1910 G. E. Pyle**

10/8	Gainesville Guards (Gainesville)	W	23-0
10/15	Georgia A&M (Gainesville)	W	52-0
10/22	Mercer (Macon)	L	13-0
11/5	Citadel (Jacksonville)	W	6-2
11/12	Rollins (Winter Park)	W	38-0
11/19	Charleston (Gainesville)	W	34-0
11/26	Columbia AC (Gainesville)	W	33-0

G	W	L	T	PT	OP
7	6	1	0	186	15

**1911 G. E. Pyle**

10/7	The Citadel (Gainesville)	W	15-3
10/21	So. Carolina (Columbia)	T	6-6
10/25	Clemson (Clemson)	W	9-5
11/4	Columbia College (Gainesville)	W	9-0
11/11	Stetson (DeLand)	W	27-0
11/30	Col. of Charleston (Jacksonville)	W	21-0

G	W	L	T	PT	OP
6	5	0	1	87	14

**1912 G. E. Pyle**

10/12	Auburn (Auburn)	L	27-13
10/19	So. Carolina (Gainesville)	W	10-6
10/26	Georgia Tech (Jacksonville)	L	14-7
11/4	College of Charleston (Gainesville)	W	78-0
11/15	Stetson (Gainesville)	W	23-7
11/28	Mercer (Jacksonville)	T	0-0
12/20	Tampa AC (Tampa)	W	44-0
12/25	Vedado Club (Cuba Havana)	W	28-0

G	W	L	T	PT	OP
8	5	2	1	203	55

**1913 G. E. Pyle**

10/6	Florida So. (Gainesville)	W	144-0
10/13	Auburn (Auburn)	L	55-0
10/18	Maryville (Gainesville)	W	39-0
10/25	Georgia Tech (Jacksonville)	L	13-3
11/8	So. Carolina (Columbia)	L	13-0
11/15	The Citadel (Gainesville)	W	18-13
11/27	Mercer (Gainesville)	W	24-0

G	W	L	T	PT	OP
7	4	3	0	228	94

**1914 Charles J. McCoy**

10/10	Auburn (Jacksonville)	L	20-0
10/17	Kings College (Gainesville)	W	36-0
10/26	Sewanee (Jacksonville)	L	26-0
10/31	Florida So. (Tampa)	W	59-0
11/7	Wofford (Gainesville)	W	36-0
11/14	The Citadel (Charleston)	W	7-0
11/26	Mercer (Gainesville)	W	14-0

G	W	L	T	PT	OP
7	5	2	0	152	46

**1915 Charles J. McCoy**

10/9	Auburn (Auburn)	L	7-0
10/16	Sewanee (Jacksonville)	L	7-0
10/30	Florida So. (Gainesville)	W	45-0
11/6	Georgia (Jacksonville)	L	39-0
11/13	The Citadel (Gainesville)	W	6-0
11/18	Tulane (Gainesville)	W	14-7
11/25	Mercer (Macon)	W	34-7

G	W	L	T	PT	OP
7	4	3	0	99	67

**1916 Charles J. McCoy**

10/14	Georgia (Athens)	L	21-0
10/21	Alabama (Jacksonville)	L	16-0
10/28	Tennessee (Tampa)	L	24-0
11/11	Auburn (Jacksonville)	L	20-0
11/18	Indiana (Bloomington)	L	14-3
11/25	Mercer (Macon)	W	34-7

G	W	L	T	PT	OP
5	0	5	0	3	95

**1917 Al Buser**

10/13	So. Carolina (Gainesville)	W	21-13
10/20	Tulane (Gainesville)	L	52-0
10/27	Florida So. (Gainesville)	W	19-7
11/3	Auburn (Auburn)	L	68-0
11/17	Clemson (Jacksonville)	L	55-7
11/29	Kentucky (Lexington)	L	52-0

G	W	L	T	PT	OP
6	2	4	0	47	247

**1918 Al Buser**

10/5	Camp Johnson (Gainesville)	L	14-2
------	----------------------------	---	------

G	W	L	T	PT	OP
1	0	1	0	2	14

**1919 Al Buser**

10/4	Georgia A&M (Gainesville)	W	33-2
10/18	Mercer (Gainesville)	W	48-0
10/25	Georgia (Tampa)	L	16-0
11/1	Florida So. (St. Petersburg)	L	7-0
11/8	Tulane (New Orleans)	L	14-2
11/15	Stetson (Gainesville)	W	64-0
11/22	So. Carolina (Columbia)	W	13-0
11/27	Oglethorpe (Gainesville)	W	14-7

G	W	L	T	PT	OP
8	5	3	0	174	46

**1920 William Kline**

10/9	Newberry (Gainesville)	W	21-0
10/16	Rollins (Forfeit)	W	1-0
10/23	Florida So. (Gainesville)	W	13-0
10/30	Mercer (Valdosta)	W	30-0
11/6	Tulane (Tampa)	L	14-0
	Stetson (Gainesville)	W	21-0
11/13	Georgia (Athens)	L	56-0
11/20	Stetson (Gainesville)	W	26-0
11/25	Oglethorpe (Columbus, Ga.)	L	21-0

G	W	L	T	PT	OP
9	6	3	0	112	91

**1921 William Kline**

10/1	U.S. Infantry (Columbus, Ga.)	W	6-0
10/8	Rollins (Orlando)	W	33-0
10/10	Carlstrom Flyers (Gainesville)	L	19-0
10/15	Mercer (Gainesville)	W	7-0
10/22	Tennessee (Knoxville)	L	9-0
10/29	Howard (Montgomery)	W	34-0
11/5	So. Carolina (Tampa)	T	7-7
11/12	Alabama (Tuscaloosa)	W	9-2
11/18	Mississippi College (Gainesville)	T	7-7
11/26	Oglethorpe (Gainesville)	W	21-3
12/3	North Carolina (Jacksonville)	L	14-10

G	W	L	T	PT	OP
11	6	3	2	134	61

**1922 William Kline**

10/7	Furman (Gainesville)	L	7-6
10/14	Rollins (Orlando)	W	19-0
10/21	American Legion (Tampa)	W	14-0
10/28	Howard College (Gainesville)	W	57-0
11/4	Harvard (Boston)	L	24-0
11/11	Mississippi College (Tampa)	W	58-0
11/18	Tulane (New Orleans)	W	27-6
11/25	Oglethorpe (Atlanta)	W	12-0
12/25	Clemson (Jacksonville)	W	47-14

G	W	L	T	PT	OP
9	7	2	0	240	51

**1923 J. A. Van Fleet**

10/6	Army (West Point)	L	20-0
10/13	Georgia Tech (Atlanta)	T	7-7
10/19	Rollins (Gainesville)	W	28-0
10/27	Wake Forest (Tampa)	W	16-7
11/3	Mercer (Gainesville) HC	W	19-7
11/10	Stetson (Gainesville)	W	27-0
11/17	Florida So. (Lakeland)	W	53-0
11/24	Mississippi St. (Jacksonville)	T	13-13
11/29	Alabama (Birmingham)	W	16-6

G	W	L	T	PT	OP
9	6	1	2	179	60

**1924 J. A. Van Fleet**

10/4	Rollins (Gainesville)	W	77-0		
10/11	Georgia Tech (Atlanta)	T	7-7		
10/18	Wake Forest (Tampa)	W	34-0		
10/25	Texas (Austin)	T	7-7		
11/1	Florida So. (Gainesville)	W	27-0		
11/8	Army (West Point)	L	14-7		
11/14	Mercer (Macon)	L	10-0		
11/22	Mississippi St. (Montgomery)	W	27-0		
11/27	Drake (Gainesville) HC	W	10-0		
12/6	Washington & Lee (Jacksonville)	W	16-6		
<b>G</b>	<b>W</b>	<b>L</b>	<b>T</b>	<b>PT</b>	<b>OP</b>
10	6	2	2	212	44

**1925 Tom Sebring**

10/3	Mercer (Gainesville)	W	24-0		
10/10	Florida So. (Gainesville)	W	9-0		
10/10	Hampden-Sydney (Gainesville)	W	22-6		
10/17	Georgia Tech (Atlanta)	L	23-7		
10/24	Wake Forest (Gainesville) HC	W	24-3		
10/31	Rollins (Gainesville)	W	65-0		
11/7	Clemson (Clemson)	W	42-0		
11/14	Alabama (Montgomery)	L	34-0		
11/21	Mississippi St. (Tampa)	W	12-0		
11/26	Washington and Lee (Jacksonville)	W	17-14		
<b>G</b>	<b>W</b>	<b>L</b>	<b>T</b>	<b>PT</b>	<b>OP</b>
10	8	2	0	222	80

**1926 Tom Sebring**

9/23	Florida So. (Gainesville)	W	16-0		
10/2	Chicago (Chicago)	L	12-6		
10/6	Ole Miss (Gainesville)	L	12-7		
10/16	Mercer (Macon)	L	7-3		
10/23	Kentucky (Jacksonville)	L	18-13		
10/30	Georgia (Athens)	L	32-9		
11/6	Clemson (Gainesville) HC	W	33-0		
11/13	Alabama (Montgomery)	L	49-0		
11/20	Hampden-Sydney (Tampa)	T	0-0		
11/27	Washington & Lee (Jacksonville)	T	7-7		
<b>G</b>	<b>W</b>	<b>L</b>	<b>T</b>	<b>PT</b>	<b>OP</b>
10	2	6	2	94	137

**1927 Tom Sebring**

9/24	Florida So. (Gainesville)	W	26-7		
10/1	Davidson (Gainesville)	L	12-0		
10/8	Auburn (Auburn)	W	33-6		
10/15	Kentucky (Jacksonville)	W	27-6		
10/23	N.C. State (Tampa)	L	12-6		
10/30	Mercer (Gainesville) HC	W	32-6		
11/6	Georgia (Jacksonville)	L	28-0		
11/12	Alabama (Montgomery)	W	13-6		
11/24	Washington & Lee (Jacksonville)	W	20-7		
12/3	Maryland (Jacksonville)	W	7-6		
<b>G</b>	<b>W</b>	<b>L</b>	<b>T</b>	<b>PT</b>	<b>OP</b>
10	7	3	0	164	96

**1928 Charles Bachman**

10/6	Florida So. (Gainesville)	W	26-0		
10/13	Auburn (Gainesville)	W	27-0		
10/20	Mercer (Gainesville) HC	W	73-0		
10/27	N.C. State (Jacksonville)	W	14-7		
11/3	Sewanee (Jacksonville)	W	71-6		
11/10	Georgia (Savannah)	W	26-6		
11/17	Clemson (Jacksonville)	W	27-6		
11/29	Washington & Lee (Jacksonville)	W	60-6		
12/8	Tennessee (Knoxville)	L	13-12		
<b>G</b>	<b>W</b>	<b>L</b>	<b>T</b>	<b>PT</b>	<b>OP</b>
9	8	1	0	336	44

**1929 Charles Bachman**

9/28	Florida So. (Gainesville)	W	54-0		
10/5	VMI (Tampa)	W	18-7		
10/11	Auburn (Montgomery)	W	19-0		
10/19	Georgia Tech (Atlanta)	L	19-6		
10/26	Georgia (Jacksonville)	W	18-6		
11/2	Harvard (Cambridge)	L	14-0		
11/16	Clemson (Gainesville) HC	W	13-7		
11/23	So. Carolina (Columbia)	W	20-7		
11/28	Washington & Lee (Jacksonville)	W	25-7		
12/7	Oregon (Miami)	W	20-6		
<b>G</b>	<b>W</b>	<b>L</b>	<b>T</b>	<b>PT</b>	<b>OP</b>
10	8	2	0	193	73

**1930 Charles Bachman**

9/27	Florida So. (Gainesville)	W	45-7		
10/4	N.C. State (Tampa)	W	27-0		
10/11	Auburn (Jacksonville)	W	7-0		
10/18	Chicago (Chicago)	W	19-0		
10/25	Furman (Gainesville)	L	14-13		
11/1	Georgia (Savannah)	T	0-0		
11/8	Alabama (Gainesville) HC	L	20-0		
11/15	Clemson (Calhoun, S.C.)	W	27-0		
11/27	Georgia Tech (Atlanta)	W	55-7		
12/6	Tennessee (Jacksonville)	L	13-6		
<b>G</b>	<b>W</b>	<b>L</b>	<b>T</b>	<b>PT</b>	<b>OP</b>
10	6	3	1	199	61

**1931 Charles Bachman**

10/3	N.C. State (Raleigh)	W	31-0		
10/10	North Carolina (Gainesville)	T	0-0		
10/17	Syracuse (Syracuse)	L	33-12		
10/24	Auburn (Jacksonville)	W	13-12		
10/31	Georgia (Gainesville) HC	L	33-6		
11/7	Alabama (Birmingham)	L	41-0		
11/14	So. Carolina (Tampa)	T	6-6		
11/21	Georgia Tech (Atlanta)	L	23-0		
11/28	UCLA (Los Angeles)	L	13-0		
12/5	Kentucky (Jacksonville)	L	7-2		
<b>G</b>	<b>W</b>	<b>L</b>	<b>T</b>	<b>PT</b>	<b>OP</b>
10	2	6	2	70	168

**1932 Charles Bachman**

10/8	Sewanee (Jacksonville)	W	19-0		
10/15	The Citadel (Gainesville)	W	27-7		
10/22	N.C. State (Tampa)	L	17-6		
10/29	Georgia (Athens)	L	33-12		
11/5	North Carolina (Tampa)	L	18-13		
11/12	Auburn (Montgomery)	L	21-6		
11/19	Georgia Tech (Gainesville) HC	L	6-0		
12/3	Tennessee (Jacksonville)	L	32-13		
12/7	UCLA (Gainesville)	W	12-2		
<b>G</b>	<b>W</b>	<b>L</b>	<b>T</b>	<b>PT</b>	<b>OP</b>
9	3	6	0	108	136

**1933 D. K. Stanley**

9/3	Stetson (Gainesville)	W	28-0		
10/7	Sewanee (Jacksonville)	W	31-0		
10/14	N.C. State (Raleigh)	T	0-0		
10/21	North Carolina (Gainesville)	W	9-0		
10/28	Tennessee (Knoxville)	L	13-6		
11/4	Georgia (Jacksonville)	L	14-0		
11/11	Georgia Tech (Atlanta)	L	19-7		
11/18	Auburn (Gainesville) HC	W	14-7		
12/2	Maryland (Tampa)	W	19-0		
<b>G</b>	<b>W</b>	<b>L</b>	<b>T</b>	<b>PT</b>	<b>OP</b>
9	5	3	1	114	53

**1934 D. K. Stanley**

9/29	Rollins (Jacksonville)	W	13-2		
10/6	VPI (Blacksburg)	W	20-13		
10/13	Tulane (Gainesville)	L	28-12		
10/20	N.C. State (Tampa)	W	14-0		
10/27	Maryland (College Park)	L	21-0		
11/3	Georgia (Jacksonville)	L	14-0		
11/10	Ole Miss (Gainesville)	T	13-13		
11/17	Auburn (Montgomery)	W	14-7		
11/24	Georgia Tech (Gainesville) HC	W	13-12		
12/1	Stetson (Gainesville)	W	14-0		
<b>G</b>	<b>W</b>	<b>L</b>	<b>T</b>	<b>PT</b>	<b>OP</b>
10	6	3	1	113	110

**1935 D. K. Stanley**

9/28	Stetson (Gainesville)	W	34-0		
10/12	Tulane (New Orleans)	L	19-7		
10/19	Ole Miss (Oxford)	L	27-6		
10/26	Maryland (Gainesville) HC	L	20-6		
11/2	Georgia (Jacksonville)	L	7-0		
11/9	Kentucky (Lexington)	L	15-6		
11/16	Sewanee (Gainesville) HC	W	20-0		
11/25	Georgia Tech (Atlanta)	L	39-6		
11/30	Auburn (Miami)	L	27-6		
12/7	So. Carolina (Tampa)	W	22-0		
<b>G</b>	<b>W</b>	<b>L</b>	<b>T</b>	<b>PT</b>	<b>OP</b>
10	3	7	0	113	154

**1936 Josh Cody**

10/3	The Citadel (Gainesville)	W	20-14		
10/10	So. Carolina (Columbia)	L	7-0		
10/17	Stetson (Gainesville)	W	32-0		
10/24	Kentucky (Lexington)	L	7-0		
10/31	Maryland (Gainesville) HC	W	7-6		
11/7	Georgia (Jacksonville)	L	26-8		
11/14	Sewanee (Gainesville)	W	18-7		
11/21	Georgia Tech (Atlanta)	L	38-14		
11/28	Auburn (Montgomery)	L	13-0		
12/5	Mississippi St. (Gainesville)	L	7-0		
<b>G</b>	<b>W</b>	<b>L</b>	<b>T</b>	<b>PT</b>	<b>OP</b>
10	4	6	0	99	125

**1937 Josh Cody**

9/25	LSU (Baton Rouge)	L	19-0		
10/2	Stetson (Gainesville)	W	18-0		
10/9	Temple (Philadelphia)	L	7-6		
10/16	Sewanee (Gainesville)	W	21-0		
10/23	Mississippi St. (Starkville)	L	14-13		
10/30	Maryland (College Park)	L	13-7		
11/6	Georgia (Jacksonville)	W	6-0		
11/13	Clemson (Gainesville)	L	10-9		
11/20	Georgia Tech (Gainesville) HC	L	12-0		
11/27	Auburn (Jacksonville)	L	14-0		
12/4	Kentucky (Gainesville)	W	6-0		
<b>G</b>	<b>W</b>	<b>L</b>	<b>T</b>	<b>PT</b>	<b>OP</b>
11	4	7	0	86	89

**ALL-TIME RESULTS** *Rankings in parentheses are Associated Press rankings; UF ranking listed first and opponent second***1938 Josh Cody**

9/24	Stetson (Gainesville)	L	16-14		
10/1	Mississippi St. (Starkville)	L	22-0		
10/8	Sewanee (Gainesville)	W	10-6		
10/15	Miami (Gainesville)	L	19-7		
10/22	Tampa (Tampa)	W	33-0		
10/29	Boston College (Gainesville)	L	33-0		
11/5	Georgia (Jacksonville)	L	19-6		
11/12	Maryland (Gainesville) HC	W	21-7		
11/19	Georgia Tech (Atlanta)	T	0-0		
11/26	Auburn (Jacksonville)	W	9-7		
12/31	Temple (Gainesville)	L	20-12		
<b>G</b>	<b>W</b>	<b>L</b>	<b>T</b>	<b>PT</b>	<b>OP</b>
11	4	6	1	112	149

**1939 Josh Cody**

9/23	Stetson (Gainesville)	W	21-0		
9/30	Texas (Austin)	L	12-0		
10/7	Mississippi St. (Gainesville)	L	14-0		
10/12	Boston College (Boston)	W	7-0		
10/21	Tampa (Gainesville)	W	7-0		
10/28	Maryland (College Park)	W	14-0		
11/4	So. Carolina (Columbia)	L	6-0		
11/11	Georgia (Jacksonville)	L	6-2		
11/18	Miami (Miami)	W	13-0		
11/25	Georgia Tech (Gainesville) (NR/19) HC	L	21-7		
11/30	Auburn (Auburn)	T	7-7		
<b>G</b>	<b>W</b>	<b>L</b>	<b>T</b>	<b>PT</b>	<b>OP</b>
11	5	5	1	78	66

**1940 Thomas J. Lieb**

9/28	Mississippi St. (Gainesville)	L	27-7		
10/5	Tampa (Tampa)	W	23-0		
10/11	Villanova (Philadelphia)	L	28-0		
10/19	Maryland (Gainesville) HC	W	19-0		
10/26	Tennessee (Knoxville) (NR/5)	L	14-0		
11/9	Georgia (Jacksonville)	W	18-13		
11/16	Miami (Miami)	W	46-6		
11/23	Georgia Tech (Atlanta)	W	16-7		
11/30	Auburn (Columbus)	L	20-7		
12/7	Texas (Gainesville)	L	26-0		
<b>G</b>	<b>W</b>	<b>L</b>	<b>T</b>	<b>PT</b>	<b>OP</b>
10	5	5	0	136	141

**1941 Thomas J. Lieb**

9/20	Randolph Macon (Gainesville)	W	26-0		
9/27	Mississippi St. (Starkville)	L	6-0		
10/4	Tampa (Gainesville)	W	46-6		
10/11	Villanova (Gainesville)	L	6-0		
10/18	Maryland (College Park)	L	13-12		
10/25	LSU (Baton Rouge)	L	10-7		
11/8	Georgia (Jacksonville)	L	19-3		
11/15	Miami (Miami)	W	14-0		
11/22	Georgia Tech (Gainesville) HC	W	14-7		
12/20	UCLA (Jacksonville)	L	30-27		
<b>G</b>	<b>W</b>	<b>L</b>	<b>T</b>	<b>PT</b>	<b>OP</b>
10	4	6	0	149	97

**1942 Thomas J. Lieb**

9/19	Jax NAS (Jacksonville)	L	20-7		
9/26	Randolph Macon (Gainesville)	W	45-0		
10/3	Tampa (Tampa)	W	26-6		
10/10	Auburn (Gainesville)	W	6-0		
10/16	Villanova (Philadelphia)	L	13-3		
10/24	Mississippi St. (Gainesville) (NR/16) HC	L	26-12		
10/31	Maryland (Washington, D.C.)	L	13-0		
11/7	Georgia (Jacksonville) (NR/1)	L	75-0		
11/14	Miami (Miami)	L	12-0		
11/21	Georgia Tech (Atlanta) (NR/2)	L	20-7		
<b>G</b>	<b>W</b>	<b>L</b>	<b>T</b>	<b>PT</b>	<b>OP</b>
10	3	7	0	106	185

**1943 No Team****1944 Thomas J. Lieb**

9/23	Mayport NAS (Gainesville)	W	36-6		
9/30	Ole Miss (Jacksonville)	L	26-6		
10/7	Jacksonville NAS (Gainesville)	W	26-20		
10/14	Tennessee (Knoxville) (NR/15)	L	40-0		
10/28	Maryland (Gainesville) HC	W	13-6		
11/3	Miami (Miami)	W	13-0		
11/11	Georgia (Jacksonville)	L	38-12		
<b>G</b>	<b>W</b>	<b>L</b>	<b>T</b>	<b>PT</b>	<b>OP</b>
7	4	3	0	106	136

**1945 Thomas J. Lieb**

9/22	Camp Blanding (63rd Inf.) (Gainesville)	W	31-2		
9/29	Ole Miss (Jacksonville)	W	26-13		
10/6	Tulane (New Orleans)	T	6-6		
10/13	Vanderbilt (Gainesville) HC	L	7-0		
10/19	Miami (Miami)	L	7-6		
10/27	SW Louisiana (Gainesville)	W	45-0		
11/3	Auburn (Auburn)	L	19-0		
11/10	Georgia (Jacksonville)	L	34-0		
11/17	Presbyterian (Gainesville)	W	41-0		
11/24	US Amphibs (Norfolk)	L	12-0		
<b>G</b>	<b>W</b>	<b>L</b>	<b>T</b>	<b>PT</b>	<b>OP</b>
10	4	5	1	155	100

**1946 Raymond B. Wolf**

9/28	Ole Miss (Jacksonville)	L	13-7		
10/5	Tulane (New Orleans)	L	27-13		
10/12	Vanderbilt (Nashville)	L	20-0		
10/19	Miami (Gainesville) HC	L	20-13		
10/26	North Carolina (Chapel Hill) (NR/10)	L	40-19		
11/9	Georgia (Jacksonville) (NR/5)	L	33-14		
11/16	Villanova (Gainesville)	L	27-20		
11/23	N.C. State (Tampa)	L	37-6		
11/30	Auburn (Gainesville)	L	47-12		
<b>G</b>	<b>W</b>	<b>L</b>	<b>T</b>	<b>PT</b>	<b>OP</b>
9	0	9	0	104	264

**1947 Raymond B. Wolf**

9/27	Ole Miss (Jacksonville)	L	14-6		
10/4	North Texas St. (Gainesville)	L	20-12		
10/11	Auburn (Montgomery)	L	20-14		
10/18	N.C. State (Raleigh) (NR/18)	W	7-6		
10/25	North Carolina (Gainesville) HC	L	35-7		
11/1	Furman (Tampa)	W	34-7		
11/8	Georgia (Jacksonville)	L	34-6		
11/15	Tulane (New Orleans)	T	7-7		
11/21	Miami (Miami)	W	7-6		
11/29	Kansas St. (Gainesville)	W	25-7		
<b>G</b>	<b>W</b>	<b>L</b>	<b>T</b>	<b>PT</b>	<b>OP</b>
10	4	5	1	125	156

**1948 Raymond B. Wolf**

9/25	Ole Miss (Gainesville)	L	14-0		
10/2	Tulsa (Gainesville)	W	28-14		
10/9	Auburn (Tampa)	W	16-9		
10/16	Rollins (Gainesville)	W	41-12		
10/23	Georgia Tech (Atlanta) (NR/6)	L	42-7		
10/30	Furman (Greenville)	L	39-14		
11/6	Georgia (Jacksonville) (NR/13)	L	20-12		
11/13	Kentucky (Lexington)	L	34-15		
11/20	Miami (Gainesville) HC	W	27-13		
11/27	Alabama (Tuscaloosa)	L	34-28		
<b>G</b>	<b>W</b>	<b>L</b>	<b>T</b>	<b>PT</b>	<b>OP</b>
10	5	5	0	213	206

**1949 Raymond B. Wolf**

9/24	The Citadel (Gainesville)	W	13-0		
10/1	Tulsa (Tulsa)	W	40-7		
10/8	Auburn (Mobile)	T	14-14		
10/15	Vanderbilt (Jacksonville)	L	22-17		
10/22	Georgia Tech (Gainesville) HC	L	43-14		
10/29	Furman (Gainesville)	W	28-27		
11/5	Georgia (Jacksonville)	W	28-7		
11/12	Kentucky (Tampa) (NR/14)	L	35-0		
11/18	Miami (Miami)	L	28-13		
11/26	Alabama (Gainesville)	L	35-13		
<b>G</b>	<b>W</b>	<b>L</b>	<b>T</b>	<b>PT</b>	<b>OP</b>
10	4	5	1	180	218

**1950 Bob Woodruff**

9/23	The Citadel (Gainesville)	W	7-3		
9/30	Duquesne (Gainesville)	W	27-14		
10/7	Georgia Tech (Atlanta)	L	16-13		
10/14	Auburn (Gainesville) HC	W	27-7		
10/21	Vanderbilt (Nashville) (NR/13)	W	31-27		
10/28	Furman (Gainesville) (20/NR)	W	19-7		
11/4	Kentucky (Lexington) (17/5)	L	40-6		
11/11	Georgia (Jacksonville)	L	6-0		
11/18	Miami (Gainesville) (NR/17)	L	20-14		
11/25	Alabama (Jacksonville) (NR/17)	L	41-13		
<b>G</b>	<b>W</b>	<b>L</b>	<b>T</b>	<b>PT</b>	<b>OP</b>
10	5	5	0	157	181

**1951 Bob Woodruff**

9/15	Wyoming (Jacksonville)	W	13-0		
9/22	The Citadel (Gainesville)	W	27-7		
9/29	Georgia Tech (Gainesville)	L	27-0		
10/6	Loyola (Pasadena, CA)	W	40-7		
10/13	Auburn (Auburn)	L	14-13		
10/20	Vanderbilt (Gainesville) HC	W	33-13		
10/27	Kentucky (Gainesville) (NR/17)	L	14-6		
11/10	Georgia (Jacksonville)	L	7-6		
11/17	Miami (Miami)	L	21-6		
11/24	Alabama (Tuscaloosa)	W	30-21		
<b>G</b>	<b>W</b>	<b>L</b>	<b>T</b>	<b>PT</b>	<b>OP</b>
10	5	5	0	174	131



**1952 Bob Woodruff**

9/20	Stetson (Gainesville)	W	33-6
9/27	Georgia Tech (Atlanta) (NR/3)	L	17-14
10/4	The Citadel (Gainesville)	W	33-0
10/11	Clemson (Gainesville)	W	54-13
10/18	Vanderbilt (Nashville)	L	20-13
10/25	Georgia (Jacksonville) (20/NR)	W	30-0
11/1	Auburn (Gainesville) (17/NR) HC	W	31-21
11/15	Tennessee (Knoxville) (18/7)	L	26-12
11/22	Miami (Gainesville)	W	43-6
12/6	Kentucky (Gainesville) (17/NR)	W	27-0
1/1	Tulsa (15/12)	W	14-13

(Gator Bowl, Jacksonville, Fla.)

G	W	L	T	PT	OP
11	8	3	0	304	122

**1953 Bob Woodruff**

9/19	Rice (Houston) (15/12)	L	20-16
9/26	Georgia Tech (Gainesville) (NR/3)	T	0-0
10/3	Kentucky (Lexington)	L	26-13
10/10	Stetson (Gainesville)	W	45-0
10/17	The Citadel (Jacksonville)	W	60-0
10/24	LSU (Gainesville) (NR/14) HC	T	21-21
10/31	Auburn (Auburn)	L	16-7
11/7	Georgia (Jacksonville) NBC	W	21-7
11/14	Tennessee (Gainesville) (NR/18)	L	9-7
11/28	Miami (Miami)	L	14-10

G	W	L	T	PT	OP
10	3	5	2	200	113

**1954 Bob Woodruff**

9/18	Rice (Houston) (NR/16)	L	34-14
9/25	Georgia Tech (Atlanta) (NR/5)	W	13-12
10/2	Auburn (Gainesville) (20/NR)	W	19-13
10/9	Clemson (Gainesville) (14/NR)	L	14-7
10/16	Kentucky (Gainesville)	W	21-7
10/23	LSU (Baton Rouge) (18/NR)	L	20-7
10/30	Mississippi St. (Gainesville) HC	W	7-0
11/6	Georgia (Jacksonville)	L	14-13
11/13	Tennessee (Knoxville)	W	14-0
11/27	Miami (Gainesville) (NR/11)	L	14-0

G	W	L	T	PT	OP
10	5	5	0	115	128

**1955 Bob Woodruff**

9/17	Mississippi St. (Gainesville)	W	20-14
9/24	Georgia Tech (Gainesville) (19/2)	L	14-7
10/1	Auburn (Auburn)	L	13-0
10/8	George Washington (Jacksonville)	W	28-0
10/15	LSU (Gainesville)	W	18-14
10/22	Kentucky (Lexington)	L	10-7
11/5	Georgia (Jacksonville)	W	19-13
11/12	Tennessee (Gainesville) HC	L	20-0
11/19	Vanderbilt (Nashville)	L	21-6
11/26	Miami (Miami) (NR/14)	L	7-6

G	W	L	T	PT	OP
10	4	6	0	111	126

**1956 Bob Woodruff**

9/22	Mississippi St. (Starkville)	W	26-0
9/29	Clemson (Gainesville) (19/NR)	T	20-20
10/6	Kentucky (Gainesville)	L	17-8
10/13	Rice (Gainesville)	W	7-0
10/20	Vanderbilt (Nashville)	W	21-7
10/27	LSU (Baton Rouge)	W	21-6
11/3	Auburn (Gainesville) HC	W	20-0
11/10	Georgia (Jacksonville) (13/NR)	W	28-0
11/24	Georgia Tech (Jacksonville) (13/5)	L	28-0
12/1	Miami (Gainesville) (18/6)	L	20-7

G	W	L	T	PT	OP
10	6	3	1	158	98

**1957 Bob Woodruff**

9/28	Wake Forest (Gainesville)	W	27-0
10/5	Kentucky (Lexington)	W	14-7
10/19	Mississippi St. (Gainesville) HC	L	29-20
10/26	LSU (Gainesville) (NR/10)	W	22-14
11/2	Auburn (Auburn) (19/4)	L	13-0
11/9	Georgia (Jacksonville)	W	22-0
11/16	Vanderbilt (Gainesville)	W	14-7
11/23	Georgia Tech (Atlanta)	T	0-0
11/30	Miami (Miami) (20/NR)	W	14-0

G	W	L	T	PT	OP
9	6	2	1	133	70

**1958 Bob Woodruff**

9/20	Tulane (Gainesville)	W	34-14
9/27	Mississippi St. (Gainesville) (18/11)	L	14-7
10/10	UCLA (Los Angeles)	W	21-14
10/18	Vanderbilt (Gainesville) (18/NR) HC	T	6-6
10/25	LSU (Baton Rouge) (NR/3)	L	10-7
11/1	Auburn (Gainesville) (NR/4)	L	6-5
11/8	Georgia (Jacksonville) (19/NR)	W	7-6
11/15	Arkansas St. (Gainesville) (18/NR)	W	51-7
11/22	Florida St. (Gainesville) (12/NR)	W	21-7
11/29	Miami (Jacksonville) (14/NR)	W	12-9
12/27	Ole Miss (14/11) CBS (N)	L	7-3

(Gator Bowl, Jacksonville, Fla.)

G	W	L	T	PT	OP
11	6	4	1	174	100

**1959 Bob Woodruff**

9/18	Tulane (New Orleans)	W	30-0
9/26	Mississippi St. (Gainesville) (19/NR)	W	14-13
10/3	Virginia (Gainesville) (19/NR)	W	55-10
10/10	Rice (Houston) (17/NR)	T	13-13
10/17	Vanderbilt (Nashville) (19/NR)	L	13-6
10/24	LSU (Gainesville) (NR/1) HC	L	9-0
10/31	Auburn (Auburn) (NR/8)	L	6-0
11/7	Georgia (Jacksonville) (NR/11)	L	21-10
11/21	Florida St. (Gainesville)	W	18-8
11/28	Miami (Jacksonville) (NR/12)	W	23-14

G	W	L	T	PT	OP
10	5	4	1	169	107

**1960 Ray Graves**

9/17	George Washington (Gainesville)	W	30-7
9/24	Florida St. (Gainesville)	W	3-0
10/1	Georgia Tech (Gainesville) (NR/10)	W	18-17
10/8	Rice (Miami) (18/NR)	L	10-0
10/15	Vanderbilt (Gainesville)	W	12-0
10/22	LSU (Baton Rouge)	W	13-10
10/29	Auburn (Gainesville) (NR/14)	L	10-7
11/5	Georgia (Jacksonville)	W	22-14
11/12	Tulane (Gainesville) (20/NR) HC	W	21-6
11/26	Miami (Miami) (19/NR)	W	18-0
12/31	Baylor (NR/12) CBS (N)	W	13-12

(Gator Bowl, Jacksonville, Fla.)

G	W	L	T	PT	OP
11	9	2	0	157	86

**1961 Ray Graves**

9/23	Clemson (Gainesville)	W	21-17
9/30	Florida St. (Gainesville)	T	3-3
10/6	Tulane (New Orleans)	W	14-3
10/14	Rice (Houston)	L	19-10
10/21	Vanderbilt (Nashville)	W	7-0
10/28	LSU (Gainesville) (NR/7) HC	L	23-0
11/4	Georgia Tech (Atlanta) (NR/7)	L	20-0
11/11	Georgia (Jacksonville)	W	21-14
11/25	Auburn (Auburn)	L	32-15
12/2	Miami (Gainesville)	L	15-6

G	W	L	T	PT	OP
10	4	5	1	97	146

**1962 Ray Graves**

9/22	Mississippi St. (Jackson)	W	19-9
9/29	Georgia Tech (Gainesville) (NR/8)	L	17-0
10/6	Duke (Jacksonville)	L	28-21
10/13	Texas A&M (Gainesville)	W	42-6
10/20	Vanderbilt (Gainesville) HC	W	42-7
10/27	LSU (Baton Rouge) (NR/6)	L	23-0
11/3	Auburn (Gainesville) (NR/10)	W	22-3
11/10	Georgia (Jacksonville)	W	23-15
11/17	Florida St. (Gainesville)	W	20-7
12/1	Miami (Miami)	L	17-15
12/30	Penn St. (NR/9) CBS (N)	W	17-7

(Gator Bowl, Jacksonville, Fla.)

G	W	L	T	PT	OP
11	7	4	0	221	139

**1963 Ray Graves**

9/14	Georgia Tech (Atlanta) ABC (N)	L	9-0
9/28	Mississippi St. (Gainesville)	T	9-9
10/5	Richmond (Gainesville)	W	35-28
10/12	Alabama (Tuscaloosa) (NR/3)	W	10-6
10/19	Vanderbilt (Nashville)	W	21-0
10/26	LSU (Gainesville) HC	L	14-0
11/2	Auburn (Auburn) (NR/5)	L	19-0
11/9	Georgia (Jacksonville)	W	21-14
11/23	Miami (Miami)	W	27-21
11/30	Florida St. (Gainesville)	W	7-0

G	W	L	T	PT	OP
10	6	3	1	130	120

**ALL-TIME RESULTS** *Rankings in parentheses are Associated Press rankings; UF ranking listed first and opponent second*

**1964 Ray Graves**

9/19	SMU (Gainesville) ABC (R)	W	24-8		
9/26	Mississippi St. (Jackson)	W	16-13		
10/10	Ole Miss (Gainesville)	W	30-14		
10/17	So. Carolina (Gainesville) HC	W	37-0		
10/24	Alabama (Tuscaloosa) (9/3)	L	17-14		
10/31	Auburn (Gainesville) (10/NR)	W	14-0		
11/7	Georgia (Jacksonville) (9/NR)	L	14-7		
11/21	Florida St. (Tallahassee)	L	16-7		
11/28	Miami (Gainesville)	W	12-10		
12/5	LSU (Baton Rouge)	W	20-6		
<b>G</b>	<b>W</b>	<b>L</b>	<b>T</b>	<b>PT</b>	<b>OP</b>
10	7	3	0	181	98

**1965 Ray Graves**

9/18	Northwestern (Evanston)	W	24-14		
9/25	Mississippi St. (Gainesville) (8/NR)	L	18-13		
10/2	LSU (Gainesville) (NR/5)	W	14-7		
10/9	Ole Miss (Oxford) (10/NR)	W	17-0		
10/16	N.C. State (Gainesville) (9/NR) HC	W	28-6		
10/30	Auburn (Auburn) (7/NR) ABC (R)	L	28-17		
11/6	Georgia (Jacksonville)	W	14-10		
11/13	Tulane (Gainesville)	W	51-13		
11/20	Miami (Miami) (10/NR)	L	16-13		
11/27	Florida St. (Gainesville)	W	30-17		
1/1	Missouri (NR/6) NBC (N)	L	20-18		
(Sugar Bowl, New Orleans, La.)					
<b>G</b>	<b>W</b>	<b>L</b>	<b>T</b>	<b>PT</b>	<b>OP</b>
11	7	4	0	239	149

**1966 Ray Graves**

9/17	Northwestern (Gainesville)	W	43-7		
9/24	Mississippi St. (Gainesville)	W	28-7		
10/1	Vanderbilt (Nashville)	W	13-0		
10/8	Florida St. (Tallahassee) (10/NR)	W	22-19		
10/15	N.C. State (Raleigh) (8/NR)	W	17-10		
10/22	LSU (Baton Rouge) (8/NR)	W	28-7		
10/29	Auburn (Gainesville) (7/NR) HC	W	30-27		
11/5	Georgia (Jacksonville) (7/NR)	L	27-10		
11/12	Tulane (Gainesville)	W	31-10		
11/26	Miami (Gainesville) (9/NR)	L	21-16		
1/1	Georgia Tech (NR/8)	W	27-12		
(Orange Bowl, Miami, Fla.)					
<b>G</b>	<b>W</b>	<b>L</b>	<b>T</b>	<b>PT</b>	<b>OP</b>
11	9	2	0	265	147

**1967 Ray Graves**

9/23	Illinois (Gainesville)	W	14-0		
9/30	Mississippi St. (Jackson)	W	24-7		
10/7	LSU (Gainesville)	L	37-6		
10/14	Tulane (New Orleans)	W	35-0		
10/28	Vanderbilt (Gainesville) HC	W	27-22		
11/4	Auburn (Auburn)	L	26-21		
11/11	Georgia (Jacksonville) ABC (R)	W	17-16		
11/18	Kentucky (Gainesville)	W	28-12		
11/25	Florida St. (Gainesville)	L	21-16		
12/10	Miami (Miami) ABC (N)	L	20-13		
<b>G</b>	<b>W</b>	<b>L</b>	<b>T</b>	<b>PT</b>	<b>OP</b>
10	6	4	0	201	161

**1968 Ray Graves**

9/21	Air Force (Tampa) (6/NR)	W	23-20		
9/28	Florida St. (Tallahassee) (5/NR) ABC (R)	W	9-3		
10/5	Mississippi St. (Gainesville) (4/NR)	W	31-14		
10/12	Tulane (Gainesville) (7/NR)	W	24-7		
10/19	North Carolina (Chapel Hill) (7/NR)	L	22-7		
10/26	Vanderbilt (Nashville) (15/NR)	T	14-14		
11/2	Auburn (Gainesville) (20/NR) HC	L	24-13		
11/9	Georgia (Jacksonville) (NR/9)	L	51-0		
11/16	Kentucky (Lexington)	W	16-14		
11/30	Miami (Gainesville)	W	14-10		
<b>G</b>	<b>W</b>	<b>L</b>	<b>T</b>	<b>PT</b>	<b>OP</b>
10	6	3	1	151	179

**1969 Ray Graves**

9/20	Houston (Gainesville) (NR/7)	W	59-34		
9/27	Mississippi St. (Jackson) (12/NR)	W	47-35		
10/4	Florida St. (Gainesville) (12/NR)	W	21-6		
10/11	Tulane (Tampa) (12/NR)	W	18-17		
10/18	North Carolina (Gainesville) (10/NR) HC	W	52-2		
10/25	Vanderbilt (Gainesville) (10/NR)	W	41-20		
11/1	Auburn (Auburn) (7/17)	L	38-12		
11/8	Georgia (Jacksonville) (13/16) ABC (R)	T	13-13		
11/15	Kentucky (Gainesville)	W	31-6		
11/29	Miami (Miami)	W	35-16		
12/27	Tennessee (15/11) NBC (N)	W	14-13		
(Gator Bowl, Jacksonville, Fla.)					
<b>G</b>	<b>W</b>	<b>L</b>	<b>T</b>	<b>PT</b>	<b>OP</b>
11	9	1	1	343	200

**1970 Doug Dickey**

9/12	Duke (Jacksonville) (15/NR)	W	21-19		
9/19	Mississippi St. (Gainesville) (14/NR)	W	34-13		
9/26	Alabama (Tuscaloosa) (13/NR)	L	46-15		
10/3	N.C. State (Gainesville)	W	14-6		
10/10	Florida St. (Tallahassee)	W	38-27		
10/17	Richmond (Gainesville)	W	20-0		
10/24	Tennessee (Knoxville) (NR/11) ABC (R)	L	38-7		
10/31	Auburn (Gainesville) (NR/12) HC	L	63-14		
11/7	Georgia (Jacksonville) ABC (R)	W	24-17		
11/14	Kentucky (Tampa)	W	24-13		
11/28	Miami (Gainesville)	L	14-13		
<b>G</b>	<b>W</b>	<b>L</b>	<b>T</b>	<b>PT</b>	<b>OP</b>
11	7	4	0	244	256

**1971 Doug Dickey**

9/11	Duke (Tampa)	L	12-6		
9/18	Mississippi St. (Jackson)	L	13-10		
9/25	Alabama (Gainesville) (NR/8)	L	38-0		
10/2	Tennessee (Gainesville) (NR/12)	L	20-13		
10/9	LSU (Baton Rouge) (NR/16)	L	48-7		
10/16	Florida St. (Gainesville) (NR/19)	W	17-15		
10/23	Maryland (Gainesville) HC	W	27-23		
10/30	Auburn (Auburn) (NR/5)	L	40-7		
11/6	Georgia (Jacksonville) (NR/7)	L	49-7		
11/13	Kentucky (Gainesville)	W	35-24		
11/27	Miami (Miami)	W	45-16		
<b>G</b>	<b>W</b>	<b>L</b>	<b>T</b>	<b>PT</b>	<b>OP</b>
11	4	7	0	174	298

**1972 Doug Dickey**

9/23	SMU (Tampa)	L	21-14		
9/30	Mississippi St. (Gainesville)	W	28-13		
10/7	Florida St. (Tallahassee) (NR/13)	W	42-13		
10/14	Alabama (Tuscaloosa) (NR/3)	L	24-7		
10/21	Ole Miss (Oxford)	W	16-0		
11/4	Auburn (Gainesville) (NR/11)	L	26-20		
11/11	Georgia (Jacksonville) ABC (R)	L	10-7		
11/18	Kentucky (Gainesville) HC	W	40-0		
11/25	LSU (Gainesville) (NR/8)	T	3-3		
12/2	Miami (Gainesville)	W	17-6		
12/9	North Carolina (Jacksonville) (NR/16)	L	28-24		
<b>G</b>	<b>W</b>	<b>L</b>	<b>T</b>	<b>PT</b>	<b>OP</b>
11	5	5	1	218	144

**1973 Doug Dickey**

9/15	Kansas St. (Gainesville) (14/NR)	W	21-10		
9/22	So. Miss (Tampa) (15/NR)	W	14-13		
9/29	Mississippi St. (Jackson) (16/NR)	L	33-12		
10/6	LSU (Baton Rouge) (NR/10)	L	24-3		
10/13	Alabama (Gainesville) (NR/3)	L	35-14		
10/20	Ole Miss (Gainesville) HC	L	13-10		
11/3	Auburn (Auburn) (NR/19)	W	12-8		
11/10	Georgia (Jacksonville) ABC (R)	W	11-10		
11/17	Kentucky (Gainesville)	W	20-18		
11/24	Miami (Miami)	W	14-7		
12/1	Florida St. (Gainesville)	W	49-0		
12/22	Miami (OH) University (NR/15)	L	16-7		
(Tangerine Bowl, Gainesville, Fla.)					
<b>G</b>	<b>W</b>	<b>L</b>	<b>T</b>	<b>PT</b>	<b>OP</b>
12	7	5	0	187	187

**1974 Doug Dickey**

9/14	California (Gainesville)	W	21-17		
9/21	Maryland (Tampa) (NR/14)	W	17-10		
9/28	Mississippi St. (Gainesville)	W	29-13		
10/5	LSU (Gainesville) (13/NR)	W	24-14		
10/12	Vanderbilt (Nashville) (8/NR)	L	24-10		
10/19	Florida St. (Tallahassee) (14/NR)	W	24-14		
10/26	Duke (Gainesville) (12/NR) HC	W	30-13		
11/2	Auburn (Gainesville) (11/5) ABC (R)	W	25-14		
11/9	Georgia (Jacksonville) (6/NR)	L	16-17		
11/16	Kentucky (Lexington) (9/NR) ABC (R)	L	41-24		
11/30	Miami (Gainesville)	W	31-7		
12/31	Nebraska (18/8) ABC (R)	L	13-10		
(Sugar Bowl, New Orleans, La.)					
<b>G</b>	<b>W</b>	<b>L</b>	<b>T</b>	<b>PT</b>	<b>OP</b>
12	8	4	0	261	197

**1975 Doug Dickey**

9/13	SMU (Gainesville) (19/NR)	W	40-14		
9/20	N.C. State (Raleigh) (13/NR)	L	8-7		
9/27	Mississippi St. (Jackson) (19/NR)	W	27-10		
10/4	LSU (Baton Rouge) (20/NR)	W	34-6		
10/11	Vanderbilt (Gainesville) (18/NR)	W	35-0		
10/18	Florida St. (Gainesville) (14/NR)	W	34-8		
10/25	Duke (Gainesville) (12/NR) HC	W	24-16		
11/1	Auburn (Auburn) (11/NR)	W	31-14		
11/8	Georgia (Jacksonville) (11/NR) ABC (R)	L	10-7		
11/15	Kentucky (Gainesville) (14/NR)	W	48-7		
11/29	Miami (Miami) (13/NR)	W	15-11		
12/29	Maryland (13/17) CBS (N)	L	13-0		
(Gator Bowl, Jacksonville, Fla.)					
<b>G</b>	<b>W</b>	<b>L</b>	<b>T</b>	<b>PT</b>	<b>OP</b>
12	9	3	0	302	117

**1976 Doug Dickey**

9/11	North Carolina (Tampa) (18/NR)	L	24-21
9/18	Houston (Gainesville)	W	49-14
9/25	Mississippi St. (Gainesville)	W	34-30
10/2	LSU (Gainesville) (19/11)	W	28-23
10/16	Florida St. (Tallahassee) (12/NR)	W	33-26
10/23	Tennessee (Knoxville) (11/NR)	W	20-18
10/30	Auburn (Gainesville) (12/NR)	W	24-19
11/6	Georgia (Jacksonville) (10/7) ABC (N)	L	41-27
11/13	Kentucky (Lexington) (15/NR)	L	28-9
11/20	Rice (Gainesville) HC	W	50-22
11/27	Miami (Orlando)	W	19-10
1/2	Texas A&M (NR/10) CBS (N)	L	37-14

(Sun Bowl, El Paso, Texas)

G	W	L	T	PT	OP
12	8	4	0	328	292

**1977 Doug Dickey**

9/17	Rice (Houston)(19/NR)	W	48-3
9/24	Mississippi St. (Jackson) (13/12) ABC (R)	W	24-22
10/1	LSU (Baton Rouge)(9/NR)	L	36-14
10/8	Pittsburgh (Gainesville) (20/15)	T	17-17
10/22	Tennessee (Gainesville) (19/NR)	W	27-17
10/29	Auburn (Auburn) (18/NR)	L	29-14
11/5	Georgia (Jacksonville) ABC (N)	W	22-17
11/12	Kentucky (Gainesville) (NR/7)	L	14-7
11/19	Utah (Gainesville) HC	W	38-29
11/26	Miami (Miami)	W	31-14
12/3	Florida St. (Gainesville) (NR/19) ABC (R)	L	37-9

G	W	L	T	PT	OP
11	6	4	1	251	235

**1978 Doug Dickey**

9/16	SMU (Orlando)	L	35-25
9/30	Mississippi St. (Gainesville)	W	34-0
10/7	LSU (Gainesville) (NR/11)	L	34-21
10/14	Alabama (Tuscaloosa) (NR/7)	L	23-12
10/21	Army (Gainesville) HC	W	31-7
10/28	Georgia Tech (Atlanta) ABC (R)	L	17-13
11/4	Auburn (Gainesville)	W	31-7
11/11	Georgia (Jacksonville) (NR/11)	L	24-22
11/18	Kentucky (Lexington)	W	18-16
11/25	Florida St. (Tallahassee)	L	38-21
12/2	Miami (Gainesville)	L	22-21

G	W	L	T	PT	OP
11	4	7	0	249	223

**1979 Charley Pell**

9/15	Houston (Houston) (NR/13)	L	14-10
9/22	Georgia Tech (Gainesville)	T	7-7
9/29	Mississippi St. (Jackson)	L	24-10
10/6	LSU (Baton Rouge) (NR/17)	L	20-3
10/13	Alabama (Gainesville) (NR/2)	L	40-0
10/27	Tulsa (Gainesville) HC	L	20-10
11/3	Auburn (Auburn) (NR/20)	L	19-13
11/10	Georgia (Jacksonville) ABC (R)	L	33-10
11/17	Kentucky (Gainesville)	L	31-3
11/24	Florida St. (Gainesville) (NR/5) ABC (N)	L	27-16
12/1	Miami (Miami)	L	30-24

G	W	L	T	PT	OP
11	0	10	1	106	265

**1980 Charley Pell**

9/13	California (Tampa)	W	41-13
9/20	Georgia Tech (Atlanta)	W	45-12
9/27	Mississippi St. (Gainesville)	W	21-15
10/4	LSU (Gainesville) (19/NR)	L	24-7
10/18	Ole Miss (Oxford)	W	15-3
10/25	Louisville (Gainesville) HC	W	13-0
11/1	Auburn (Gainesville)	W	21-10
11/8	Georgia (Jacksonville) (20/2) ABC (N)	L	26-21
11/15	Kentucky (Lexington) (20/NR)	W	17-15
11/22	Miami (Gainesville) (18/NR) ABC (R)	L	31-7
11/29	Florida St. (Tallahassee) (NR/3) ABC (N)	L	17-13
12/20	Maryland, Mizlou (N)	W	35-20

(Tangerine Bowl, Orlando, Fla.)

G	W	L	T	PT	OP
12	8	4	0	256	186

**1981 Charley Pell**

9/5	Miami (Miami) (17/NR)	L	21-20
9/12	Furman (Gainesville)	W	35-7
9/19	Georgia Tech (Gainesville)	W	27-6
9/26	Mississippi St. (Jackson) (NR/12) ABC (R)	L	28-7
10/3	LSU (Baton Rouge)	W	24-10
10/10	Maryland (Gainesville)	W	15-10
10/17	Ole Miss (Gainesville) HC	W	49-3
10/31	Auburn (Auburn)	L	14-12
11/7	Georgia (Jacksonville) (NR/4) ABC (R)	L	26-21
11/14	Kentucky (Gainesville)	W	33-12
11/28	Florida St. (Gainesville)	W	35-3
12/31	West Virginia, CBS (N)	L	26-6

(Peach Bowl, Atlanta, Ga.)

G	W	L	T	PT	OP
12	7	5	0	284	166

**1982 Charley Pell**

9/4	Miami (Gainesville) (16/15)	W	17-14
9/11	USC (Gainesville) (11/10) ABC (R)	W	17-9
9/25	Mississippi St. (Gainesville) (5/NR)	W	27-17
10/2	LSU (Gainesville) (4/NR)	L	24-13
10/9	Vanderbilt (Nashville) (14/NR)	L	31-29
10/16	West Texas St. (Gainesville) HC	W	77-14
10/30	Auburn (Gainesville) (NR/19)	W	19-17
11/6	Georgia (Jacksonville) (20/3) CBS (R)	L	44-0
11/13	Kentucky (Lexington)	W	39-13
11/20	Tulane (New Orleans)	W	21-14
12/4	Florida St. (Tallahassee) (NR/15)	W	13-10
12/31	Arkansas (NR/14) Mizlou (N)	L	28-24

(Bluebonnet Bowl, Houston, Texas)

G	W	L	T	PT	OP
12	8	4	0	296	235

**1983 Charley Pell**

9/3	Miami (Gainesville)	W	28-3
9/10	USC (Los Angeles) (18/9)	T	19-19
9/17	Indiana St. (Gainesville) (15/NR)	W	17-13
9/24	Mississippi St. (Starkville) (15/NR)	W	35-12
10/1	LSU (Baton Rouge) (12/16)	W	31-17
10/8	Vanderbilt (Gainesville) (9/NR)	W	29-10
10/22	East Carolina (Gainesville) (6/NR) HC	W	24-17
10/29	Auburn (Auburn) (5/4)	L	28-21
11/5	Georgia (Jacksonville) (9/4) CBS (R)	L	10-9
11/12	Kentucky (Gainesville) (14/NR)	W	24-7
12/3	Florida St. (Gainesville) (12/NR) CBS (N)	W	53-14
12/20	Iowa (11/10) ABC (N)	W	14-6

(Gator Bowl, Jacksonville, Fla.)

G	W	L	T	PT	OP
12	9	2	1	304	156

**Charley Pell (first 3 games)****1984 Galen Hall (last 8 games)**

9/1	Miami (Tampa) (17/10) ESPN (N)	L	32-20
9/8	LSU (Gainesville) TBS (N)	T	21-21
9/15	Tulane (Gainesville)	W	63-21
9/29	Mississippi St. (Gainesville)	W	27-12
10/6	Syracuse (Gainesville)	W	16-0
10/13	Tennessee (Knoxville) (18/NR)	W	43-30
10/20	Cincinnati (Gainesville) (17/NR) HC	W	48-17
11/3	Auburn (Gainesville) (13/11) ABC (R)	W	24-3
11/10	Georgia (Jacksonville) (10/8) CBS (N)	W	27-0
11/17	Kentucky (Lexington) (5/NR) TBS (N)	W	25-17
12/1	Florida St. (Tallahassee) (3/12) ABC (N)	W	27-17

G	W	L	T	PT	OP
11	9	1	1	341	170

**1985 Galen Hall**

9/7	Miami (Miami) (5/NR)	W	35-23
9/14	Rutgers (Gainesville) (3/NR)	T	28-28
9/28	Mississippi St. (Starkville) (11/NR)	W	36-22
10/5	LSU (Baton Rouge) (11/8)	W	20-0
10/12	Tennessee (Gainesville) (7/14)	W	17-10
10/19	SW Louisiana (Gainesville) (5/NR) HC	W	45-0
10/26	Virginia Tech (Gainesville) (2/NR)	W	35-18
11/2	Auburn (Auburn) (2/6)	W	14-10
11/9	Georgia (Jacksonville) (1/17)	L	24-3
11/16	Kentucky (Gainesville) (11/NR)	W	15-13
11/30	Florida St. (Gainesville) (6/12)	W	38-14

G	W	L	T	PT	OP
11	9	1	1	286	162

**1986 Galen Hall**

8/30	Georgia So. (Gainesville) (13/NR)	W	38-14
9/6	Miami (Gainesville) (13/2)	L	23-15
9/20	Alabama (Gainesville) (13/4)	L	21-7
9/27	Mississippi St. (Starkville)	L	16-10
10/4	LSU (Gainesville) (NR/18)	L	28-17
10/11	Kent St. (Gainesville) HC	W	52-9
10/18	Rutgers (East Rutherford)	W	15-3
11/1	Auburn (Gainesville) (NR/5)	W	18-17
11/8	Georgia (Jacksonville) (NR/19)	W	31-19
11/15	Kentucky (Lexington)	L	10-3
11/29	Florida St. (Tallahassee)	W	17-13

G	W	L	T	PT	OP
11	6	5	0	223	173

**1987 Galen Hall**

9/5	Miami (Miami) (20/10) TBS (N)	L	31-4
9/12	Tulsa (Gainesville)	W	52-0
9/19	Alabama (Birmingham) (NR/11) TBS (N)	W	23-14
9/26	Mississippi St. (Gainesville)	W	38-3
10/3	LSU (Baton Rouge) (19/7) ESPN (N)	L	13-10
10/10	Cal St. Fullerton (Gainesville) (18/NR)	W	65-0
10/17	Temple (Gainesville) (14/NR) HC	W	34-3
10/31	Auburn (Auburn) (10/6) ESPN (N)	L	29-6
11/7	Georgia (Jacksonville) (17/10) TBS (N)	L	23-10
11/14	Kentucky (Gainesville) TBS (N)	W	27-14
11/28	Florida St. (Gainesville) (NR/3) CBS (N)	L	28-14
12/25	UCLA (NR/10) ABC (R)	L	20-16

(Aloha Bowl, Honolulu, Hawaii)

G	W	L	T	PT	OP
12	6	6	0	299	178

**ALL-TIME RESULTS** *Rankings in parentheses are Associated Press rankings; UF ranking listed first and opponent second*

**1988 Galen Hall**

9/3	Montana St. (Gainesville)	W	69-0
9/10	Ole Miss (Jackson)	W	27-15
9/17	Indiana St. (Gainesville)	W	58-0
9/24	Mississippi St. (Gainesville) (20/NR)	W	17-0
10/1	LSU (Gainesville) (17/14) CBS (N)	W	19-6
10/8	Memphis St. (Gainesville) (14/NR)	L	17-11
10/15	Vanderbilt (Nashville) (20/NR) TBS (N)	L	24-9
10/29	Auburn (Gainesville) (NR/9) HC ESPN (N)	L	16-0
11/5	Georgia (Jacksonville) (NR/19) TBS (N)	L	26-3
11/12	Kentucky (Lexington)	W	24-19
11/26	Florida St. (Tallahassee) (NR/5) ESPN (N)	L	52-17
12/29	Illinois, ESPN (N)	W	14-10

(All-American Bowl, Birmingham, Ala.)

G	W	L	T	PT	OP
12	7	5	0	268	185

**Galen Hall (first 5 games)**

**1989 Gary Darnell (last 7 games)**

9/9	Ole Miss (Gainesville) TBS (N)	L	24-19
9/16	Louisiana Tech (Gainesville)	W	34-7
9/23	Memphis St. (Memphis)	W	38-13
9/30	Mississippi St. (Tampa)	W	21-0
10/7	LSU (Baton Rouge)	W	16-13
10/14	Vanderbilt (Gainesville) (25/NR)	W	34-11
10/21	New Mexico (Gainesville) (20/NR) HC	W	27-21
11/4	Auburn (Auburn) (19/12) ESPN (N)	L	10-7
11/11	Georgia (Jacksonville) (20/NR) TBS (N)	L	17-10
11/18	Kentucky (Gainesville)	W	38-28
12/2	Florida St. (Gainesville) (NR/6) ESPN (N)	L	24-17
12/30	Washington, NBC (N)	L	34-7

(Freedom Bowl, Anaheim, Calif.)

G	W	L	T	PT	OP
12	7	5	0	268	202

**1990 Steve Spurrier**

9/8	Oklahoma St. (Gainesville)	W	50-7
9/15	Alabama (Tuscaloosa) (24/NR) TBS (N)	W	17-13
9/22	Furman (Gainesville) (19/NR)	W	27-3
9/29	Mississippi St. (Gainesville) (17/NR) TBS (N)	W	34-21
10/6	LSU (Gainesville) (10/NR) ESPN (N)	W	34-8
10/13	Tennessee (Knoxville) (9/5) ESPN (N)	L	45-3
10/20	Akron (Gainesville) (17/NR) HC	W	59-0
11/3	Auburn (Gainesville) (15/4) ESPN (N)	W	48-7
11/10	Georgia (Jacksonville) (10/NR) TBS (N)	W	38-7
11/17	Kentucky (Lexington) (6/NR) TBS (N)	W	47-15
12/1	Florida St. (Tallahassee) (6/8) ESPN (N)	L	45-30

G	W	L	T	PT	OP
11	9	2	0	387	171

**1991 Steve Spurrier**

**SEC CHAMPIONS**

9/7	San Jose St. (Gainesville) (6/NR)	W	59-21
9/14	Alabama (Gainesville) (6/17) ESPN (N)	W	35-0
9/21	Syracuse (Syracuse) (5/17) ABC (R)	L	38-21
9/28	Mississippi St. (Orlando) (14/21) TBS (N)	W	29-7
10/5	LSU (Baton Rouge) (13/NR)	W	16-0
10/12	Tennessee (Gainesville) (10/4) ESPN (N)	W	35-18
10/19	Northern Illinois (Gainesville) (6/NR) HC	W	41-10
11/2	Auburn (Auburn) (6/NR) ABC (R)	W	31-10
11/9	Georgia (Jacksonville) (6/23) ESPN (N)	W	45-13
11/16	Kentucky (Gainesville) (5/NR)	W	35-26
11/30	Florida St. (Gainesville) (5/3) ABC (N)	W	14-9
1/1	Notre Dame (3/18) ABC (N)	L	39-28

(Sugar Bowl, New Orleans, La.)

G	W	L	T	PT	OP
12	10	2	0	389	191

**1992 Steve Spurrier**

9/12	Kentucky (Gainesville) (4/NR) JP (R)	W	35-19
9/19	Tennessee (Knoxville) (4/14) ABC (R)	L	31-14
10/1	Mississippi St. (Starkville) (13/24) ESPN (N)	L	30-6
10/10	LSU (Gainesville) (23/NR)	W	28-21
10/17	Auburn (Gainesville) (23/NR) ABC (R)	W	24-9
10/24	Louisville (Gainesville) (20/NR) HC	W	31-17
10/31	Georgia (Jacksonville) (20/7) ABC (R)	W	26-24
11/7	So. Miss (Gainesville) (14/NR)	W	24-20
11/14	So. Carolina (Gainesville) (11/NR) JP (N)	W	14-9
11/21	Vanderbilt (Nashville) (9/NR) JP (R)	W	41-21
11/28	Florida St. (Tallahassee) (6/3) ABC (N)	L	45-24
12/5	Alabama (12/2) ABC (N)	L	28-21

(SEC Championship Game, Birmingham)

12/31	North Carolina St. (14/12) TBS (N)	W	27-10
-------	------------------------------------	---	-------

(Gator Bowl, Jacksonville, Fla.)

G	W	L	T	PT	OP
13	9	4	0	315	284

**1993 Steve Spurrier**

**SEC CHAMPIONS**

9/4	Arkansas St. (Gainesville) (8/NR)	W	44-6
9/11	Kentucky (Lexington) (7/NR)	W	24-20
9/18	Tennessee (Gainesville) (9/5) ABC (R)	W	41-34
10/2	Mississippi St. (Gainesville) (5/NR) JP (R)	W	38-24
10/9	LSU (Baton Rouge) (5/NR) ESPN (N)	W	58-3
10/16	Auburn (Auburn) (4/19)	L	38-35
10/30	Georgia (Jacksonville) (10/NR) ABC (R)	W	33-26
11/6	SW Louisiana (Gainesville) (9/NR) HC	W	61-14
11/13	So. Carolina (Columbia) (8/NR) JP (R)	W	37-26
11/20	Vanderbilt (Gainesville) (8/NR) JP (R)	W	52-0
11/27	Florida St. (Gainesville) (7/1) ABC (R)	L	33-21
12/4	Alabama (9/17) ABC (N)	W	28-13

(SEC Championship Game, Birmingham, Ala.)

1/1	West Virginia (8/3) ABC (N)	W	41-7
-----	-----------------------------	---	------

(Sugar Bowl, New Orleans, La.)

G	W	L	T	PT	OP
13	11	2	0	513	244

**1994 Steve Spurrier**

**SEC CHAMPIONS**

9/3	New Mexico St. (Gainesville) (1/NR)	W	70-21
9/10	Kentucky (Gainesville) (2/NR) ABC (R)	W	73-7
9/17	Tennessee (Knoxville) (1/15) ESPN (N)	W	31-0
10/1	Ole Miss (Oxford) (1/NR) JP (N)	W	38-14
10/8	LSU (Gainesville) (1/NR) JP (N)	W	42-18
10/15	Auburn (Gainesville) (1/6) ABC (R)	L	36-33
10/29	Georgia (Gainesville) (5/NR) ESPN (N)	W	52-14
11/5	So. Miss (Gainesville) (4/NR) HC	W	55-17
11/12	So. Carolina (Gainesville) (4/NR) JP (N)	W	48-17
11/19	Vanderbilt (Nashville) (3/NR)	W	24-7
11/26	Florida St. (Tallahassee) (4/7) ABC (N)	T	31-31
12/3	Alabama (6/3) ABC (N)	W	24-23

(SEC Championship Game, Atlanta)

1/1	Florida St. (5/7) ABC (N)	L	23-17
-----	---------------------------	---	-------

(Sugar Bowl, New Orleans, La.)

G	W	L	T	PT	OP
13	10	2	1	538	228

**1995 Steve Spurrier**

**SEC CHAMPIONS**

9/2	Houston (Gainesville) (5/NR)	W	45-21
9/9	Kentucky (Lexington) (5/NR)	W	42-7
9/16	Tennessee (Gainesville) (4/8) ABC (R)	W	62-37
9/30	Ole Miss (Gainesville) (3/NR)	W	28-10
10/7	LSU (Baton Rouge) (3/21) JP (N)	W	28-10
10/14	Auburn (Auburn) (3/7) ABC (R)	W	49-38
10/28	Georgia (Athens) (3/NR) ABC (R)	W	52-17
11/4	Northern Illinois (Gainesville) (3/NR) HC	W	58-20
11/11	So. Carolina (Columbia) (3/NR) ESPN (N)	W	63-7
11/18	Vanderbilt (Gainesville) (3/NR) JP (R)	W	38-7
11/25	Florida St. (Gainesville) (3/6) ABC (R)	W	35-24
12/2	Arkansas (2/24) ABC (N)	W	34-3

(SEC Championship Game, Atlanta)

1/2	Nebraska (2/1) CBS (N)	L	62-24
-----	------------------------	---	-------

(Fiesta Bowl, Tempe, Ariz.)

G	W	L	T	PT	OP
13	12	1	0	558	263

**1996 Steve Spurrier**

**NATIONAL CHAMPIONS, SEC CHAMPIONS**

8/31	SW Louisiana (Gainesville) (4/NR)	W	55-21
9/7	Georgia So. (Gainesville) (4/NR) SportSouth (R)W	62-14	
9/21	Tennessee (Knoxville) (4/2) CBS (N)	W	35-29
9/28	Kentucky (Gainesville) (1/NR) CBS (R)	W	65-0
10/5	Arkansas (Fayetteville) (1/NR) JP (N)	W	42-7
10/12	LSU (Gainesville) (1/12) HC CBS (N)	W	56-13
10/19	Auburn (Gainesville) (1/16) CBS (N)	W	51-10
11/2	Georgia (Jacksonville) (1/NR) CBS (R)	W	47-7
11/9	Vanderbilt (Nashville) (1/NR) JP (N)	W	28-21
11/16	So. Carolina (Gainesville) (1/NR) JP/ESPN2 (N)	W	52-25
11/30	Florida St. (Tallahassee) (1/2) ABC (N)	L	24-21
12/7	Alabama (4/11) ABC (N)	W	45-30

(SEC Championship Game, Atlanta)

1/2	Florida St. (3/1) ABC (N)	W	52-20
-----	---------------------------	---	-------

(Sugar Bowl, New Orleans, La.)

G	W	L	T	PT	OP
13	12	1	0	611	221

**1997 Steve Spurrier**

8/30	So. Miss (Gainesville) (%2/NR) ESPN2 (N)	W	21-6
9/6	Central Michigan (Gainesville) (%2/NR)	W	82-6
9/20	Tennessee (Gainesville) (%3/4) CBS (N)	W	33-20
9/27	Kentucky (Lexington) (1/NR) CBS (R)	W	55-28
10/4	Arkansas (Gainesville) (1/NR) ESPN2 (N)	W	56-7
10/11	LSU (Baton Rouge) (1/14) ESPN (N)	L	28-21
10/18	Auburn (Auburn) (7/6) CBS (N)	W	24-10
11/1	Georgia (Jacksonville) (6/14) CBS (N)	L	37-17
11/8	Vanderbilt (Gainesville) (13/NR) HC JP (R)	W	20-7
11/15	So. Carolina (Columbia) (12/NR) JP (R)	W	48-21
11/22	Florida St. (Gainesville) (10/2*) CBS (N)	W	32-29
1/1	Penn St. (6/11) ABC (N)	W	21-6

(Citrus Bowl, Orlando, Fla.)

G	W	L	T	PT	OP
12	10	2	0	430	205

% Florida was ranked #1 in the USA Today/ESPN Poll

\* Florida St. was #1 in the USA Today/ESPN Poll



### 1998 Steve Spurrier

9/5	The Citadel (Gainesville) (3/NR)	W	49-10
9/12	Northeast Louisiana (Gainesville) (3/NR)	W	42-10
9/19	Tennessee (Knoxville) (2/6) CBS (N)	OT L	20-17
9/26	Kentucky (Gainesville) (8/25) CBS (R)	W	51-35
10/3	Alabama (Tuscaloosa) (8/NR) JP (R)	W	16-10
10/10	LSU (Gainesville) (6/11) ESPN (N)	W	22-10
10/17	Auburn (Gainesville) (5/NR) CBS (N)	W	24-3
10/31	Georgia (Jacksonville) (5/11) CBS (N)	W	38-7
11/7	Vanderbilt (Nashville) (5/NR)	W	45-13
11/14	So. Carolina (Gainesville) (4/NR) JP (R) HC	W	33-14
11/21	Florida St. (Tallahassee) (4/5) ABC (R)	L	23-12
1/2	Syracuse (7/18) ABC (N)	W	31-10

(Orange Bowl, Miami, Fla.)

G	W	L	T	PT	OP
12	10	2	0	380	165

### 1999 Steve Spurrier

9/4	Western Michigan (Gainesville) (4/NR)	W	55-26
9/11	Central Florida (Gainesville) (4/NR)	W	58-27
9/18	Tennessee (Gainesville) (4/2) CBS (R)	W	23-21
9/25	Kentucky (Lexington) (3/NR) ESPN (N)	W	38-10
10/2	Alabama (Gainesville) (3/21) CBS (N)	L40-39OT	
10/9	LSU (Baton Rouge) (8/NR) CBS (N)	W	31-10
10/16	Auburn (Auburn) (7/NR) ESPN2 (N)	W	32-14
10/30	Georgia (Jacksonville) (5/10) CBS (N)	W	30-14
11/6	Vanderbilt (Gainesville) (5/NR) CBS (R) HC	W	13-6
11/13	So. Carolina (Columbia) (4/NR) JP (R)	W	20-3
11/18	Florida St. (Gainesville) (3/1) CBS (N)	L	30-23
12/4	Alabama (5/7) ABC (N)	L	34-7
(SEC Championship Game, Atlanta)			
1/1	Michigan St. (10/9) ABC (N)	L	37-34
(Citrus Bowl, Orlando, Fla.)			

G	W	L	T	PT	OP
13	9	4	0	403	272

### 2000 Steve Spurrier

#### SEC CHAMPIONS

9/2	Ball St. (Gainesville) (9/NR)	W	40-19
9/9	Middle Tennessee (Gainesville) (8/NR)	W	55-0
9/16	Tennessee (Knoxville) (6/11) CBS (R)	W	27-23
9/23	Kentucky (Gainesville) (3/NR) CBS (R)	W	59-31
9/30	Mississippi St. (Starkville) (3/NR) CBS (R)	L	47-35
10/7	LSU (Gainesville) (12/NR) JP (R)	W	41-9
10/14	Auburn (Gainesville) (10/19) CBS (N)	W	38-7
10/28	Georgia (Jacksonville) (8/13) CBS (R)	W	34-23
11/4	Vanderbilt (Nashville) (6/NR) JP (R)	W	43-20
11/11	So. Carolina (Gainesville) (5/21) CBS (N) HC	W	41-21
11/18	Florida St. (Tallahassee) (4/3)	L	30-7
12/2	Auburn (7/18) ABC (N)	W	28-6
(SEC Championship Game, Atlanta)			
1/2	Miami (7/2) ABC (N)	L	37-20
(Sugar Bowl, New Orleans, La.)			

G	W	L	T	PT	OP
13	10	3	0	468	273

### 2001 Steve Spurrier

9/1	Marshall (Gainesville) (1/NR) ESPN2 (N)	W	49-14
9/8	Louisiana-Monroe (Gainesville) (2/NR)	W	55-6
9/22	Kentucky (Lexington) (2/NR) JP (R)	W	44-10
9/29	Mississippi St. (Gainesville) (2/21) CBS (N)	W	52-0
10/6	LSU (Baton Rouge) (2/18) CBS (N)	W	44-15
10/13	Auburn (Auburn) (1/NR) ESPN (N)	L	23-20
10/27	Georgia (Jacksonville) (6/15) CBS (N)	W	24-10
11/3	Vanderbilt (Gainesville) (4/NR) JP (R) HC	W	71-13
11/10	So. Carolina (Columbia) (4/14) ESPN (N)	W	54-17
11/17	Florida St. (Gainesville) (4/20) CBS (N)	W	37-13
12/1	Tennessee (Gainesville) (2/5) CBS (N)	L	34-32
1/2	Maryland (5/6) ABC (N)	W	56-23

(Orange Bowl, Miami, Fla.)

G	W	L	T	PT	OP
12	10	2	0	538	178

### 2002 Ron Zook

8/31	UAB (Gainesville) (6/NR)	W	51-3
9/7	Miami (Gainesville) (6/1) CBS (N)	L	41-16
9/14	Ohio (Gainesville) (12/NR)	W	34-6
9/21	Tennessee (Knoxville) (10/4) CBS (N)	W	30-13
9/28	Kentucky (Gainesville) (7/NR) CBS (N)	W	41-34
10/5	Ole Miss (Oxford) (6/NR) CBS (R)	L	17-14
10/12	LSU (Gainesville) (16/18) ESPN (N)	L	36-7
10/19	Auburn (Gainesville) (NR/NR) ESPN (N)	OT W	30-23
11/2	Georgia (Jacksonville) (NR/5) ESPN (N)	W	20-13
11/9	Vanderbilt (Nashville) (23/NR)	W	21-17
11/16	So. Carolina (Gainesville) (20/NR) HC	W	28-7
11/30	Florida St. (Tallahassee) (15/23) ABC (R)	L	31-14
1/1	Michigan (15/12) ESPN (N)	L	38-30
(Outback Bowl, Tampa, Fla.)			

G	W	L	T	PT	OP
13	8	5	0	336	279

### 2003 Ron Zook

8/30	San Jose St. (Gainesville) (NR/NR)	W	65-3
9/6	Miami (Miami) (21/3) ABC (R)	L	38-33
9/13	Florida A&M (Gainesville) (19/NR)	W	63-3
9/20	Tennessee (Gainesville) (17/12) CBS (R)	L	24-10
9/27	Kentucky (Lexington) (25/NR) JP (R)	W	24-21
10/4	Ole Miss (Gainesville) (24/NR) JP (R)	L	20-17
10/11	LSU (Baton Rouge) (NR/6) CBS (N)	W	19-7
10/18	Arkansas (Fayetteville) (NR/11) CBS (R)	W	33-28
11/1	Georgia (Jacksonville) (23/4) CBS (R)	W	16-13
11/8	Vanderbilt (Gainesville) (17/NR) JP (R) HC	W	35-17
11/15	So. Carolina (Columbia) (15/NR) JP (R)	W	24-22
11/30	Florida St. (Gainesville) (11/9) CBS (N)	L	38-34
1/1	Iowa (17/13) ESPN (N)	L	37-17
(Outback Bowl, Tampa, Fla.)			

G	W	L	T	PT	OP
13	8	5	0	390	271

### Ron Zook (first 11 games)

#### 2004 Charlie Strong (game 12 only)

9/11	Eastern Michigan (Gainesville) (11/NR)	W	49-10
9/18	Tennessee (Knoxville) (11/13) CBS (N)	L	30-28
9/25	Kentucky (Gainesville) (16/NR) ESPN2 (R)	W	20-3
10/2	Arkansas (Gainesville) (16/NR) CBS (N)	W	45-30
10/9	LSU (Gainesville) (12/24) ESPN (N)	L	24-21
10/16	Middle Tenn. St. (Gainesville) (22/NR)	W	52-16
10/23	Mississippi St. (Starkville) (19/NR) JP (R)	L	38-31
10/30	Georgia (Jacksonville) (NR/7) CBS (N)	L	31-24
11/6	Vanderbilt (Nashville) (NR/NR)	W	34-17
11/13	So. Carolina (Gainesville) ESPN2 (R) HC	W	48-14
11/20	Florida St. (Tallahassee) (NR/10) ESPN (N)	W	20-13
12/31	Miami (19/14) ESPN (N)	L	27-10

(Peach Bowl, Atlanta, Ga.)

G	W	L	T	PT	OP
12	7	5	0	382	253

#### 2005 Urban Meyer

9/3	Wyoming (Gainesville) (10/NR)	W	32-14
9/10	Louisiana Tech (Gainesville) (10/NR)	W	41-3
9/17	Tennessee (Gainesville) (6/5) CBS (N)	W	16-7
9/24	Kentucky (Lexington) (5/NR) CBS (N)	W	49-28
10/1	Alabama (Tuscaloosa) (5/15) CBS (N)	L	31-3
10/8	Mississippi St. (Gainesville) (13/NR) JP (R)	W	35-9
10/15	LSU (Baton Rouge) (11/10) CBS (N)	L	21-17
10/29	Georgia (Jacksonville) (16/4) CBS (N)	W	14-10
11/5	Vanderbilt (Gainesville) (13/NR) ESPN2 (N) HC W	49-42	
11/12	So. Carolina (Columbia) (12/NR) JP (R)	L	30-22
11/26	Florida St. (Gainesville) (19/23) CBS (N)	W	34-7
1/2	Iowa (16/25) ESPN (N)	W	31-24
(Outback Bowl, Tampa, Fla.)			

G	W	L	T	PT	OP
12	9	3	0	343	226

#### 2006 Urban Meyer

#### NATIONAL CHAMPIONS, SEC CHAMPIONS

9/2	So. Miss. (Gainesville) (7/NR)	W	34-7
9/9	UCF (Gainesville) (7/NR)	W	42-0
9/16	Tennessee (Knoxville) (7/13) CBS (N)	W	21-20
9/23	Kentucky (Gainesville) (5/NR) ESPN (N)	W	26-7
9/30	Alabama (Gainesville) (5/NR) CBS (N)	W	28-13
10/7	LSU (Gainesville) (5/9) CBS (N)	W	23-10
10/14	Auburn (Auburn) (2/11) ESPN (N)	L	27-17
10/28	Georgia (Jacksonville) (9/25) CBS (N)	W	21-14
11/4	Vanderbilt (Nashville) (7/NR) LF (R)	W	25-19
11/11	So. Carolina (Gainesville) (6/NR) CBS (N)	W	17-16
11/18	Western Carolina (Gainesville) (3/NR)	W	62-0
11/25	Florida St. (Tallahassee) (4/NR) ABC (N)	W	21-14
12/2	Arkansas (4/8) CBS (N)	W	38-28
(SEC Championship Game, Atlanta)			
1/8	Ohio St. (2/1) FOX (N)	W	41-14
(BCS Championship, Glendale, Ariz.)			

G	W	L	T	PT	OP
14	13	1	0	416	189

### Florida's Record on Network Television

	Games	Record
CBS	109	72-37
ABC	79	38-39-2
ESPN/ESPN2/ESPNU	77	43-34
Raycom Sports*	38	34-4
TBS	16	9-6-1
SEC Network	15	13-2
SEC TV	8	7-1
NBC	4	3-1

	Games	Record
Pay Per View	4	3-1
Mizlou	3	1-2
Sun Sports/FSN	3	2-1
SportSouth	1	1-0
<b>Totals</b>	<b>360</b>	<b>229-128-3</b>

\*Formerly Lincoln-Financial/Jefferson-Pilot

**ALL-TIME RESULTS** *Rankings in parentheses are Associated Press rankings; UF ranking listed first and opponent second*

**2007 Urban Meyer**

9/1	Western Kentucky (Gainesville) (6/NR) LFS (R) W	49-3
9/8	Troy (Gainesville) (4/NR)	W 59-31
9/15	Tennessee (Gainesville) (5/22) CBS (N)	W 59-20
9/22	Ole Miss (Oxford) (3/NR) LFS (R)	W 30-24
9/29	Auburn (Gainesville) (4/NR) ESPN (N)	L 20-17
10/6	LSU (Baton Rouge) (9/1) CBS (N)	L 28-24
10/20	Kentucky (Lexington) (14/8) CBS (N)	W 45-37
10/27	Georgia (Jacksonville) (9/20) CBS (N)	L 42-30
11/3	Vanderbilt (Gainesville) (18/NR) LFS (R) HC	W 49-22
11/10	So. Carolina (Columbia) (17/NR) ESPN (N)	W 51-31
11/17	Florida Atlantic (Gainesville) (14/NR)	W 59-20
11/24	Florida St. (Gainesville) (12/NR) CBS (N)	W 45-12
1/1	Michigan (12/NR) ABC (N)	L 41-35

(Capital One Bowl, Orlando, Fla.)

G	W	L	T	PT	OP
13	9	4	0	552	331

**2008 Urban Meyer**

**NATIONAL CHAMPIONS, SEC CHAMPIONS**

8/30	Hawaii (Gainesville) (5/NR) RAYCOM	W 56-10
9/6	Miami (Gainesville) (5/NR) ESPN	W 26-3
9/20	Tennessee (Knoxville) (4/NR) CBS (N)	W 30-6
9/27	Ole Miss (Gainesville) (4/NR) Raycom	L 31-30
10/4	Arkansas (Fayetteville) (12/NR) Raycom	W 38-7
10/11	LSU (Gainesville) (11/4) CBS (N)	W 51-21
10/25	Kentucky (Gainesville) (5/NR) Raycom HC	W 63-5
11/1	Georgia (Jacksonville) (5/8) CBS (N)	W 49-10
11/8	Vanderbilt (Nashville) (4/NR) ESPN2	W 42-14
11/15	So. Carolina (Gainesville) (3/24) CBS (N)	W 56-6
11/22	The Citadel (Gainesville) (3/NR)	W 70-19
11/29	Florida St. (Tallahassee) (2/23) ABC (R)	W 45-15
12/6	Alabama (2/1) CBS (N)	W 31-20

(SEC Championship Game, Atlanta)

1/8	Oklahoma (1/2) FOX (N)	W 24-14
-----	------------------------	---------

(BCS Championship, Miami, Fla.)

G	W	L	T	PT	OP
14	13	1	0	611	181

**2009 Urban Meyer**

9/5	Charleston So. (Gainesville) (1/NR) Sun/FSN	W 62-3
9/12	Troy (Gainesville) (1/NR) SECN	W 56-6
9/19	Tennessee (Gainesville) (1/NR) CBS (N)	W 23-13
9/26	Kentucky (Lexington) (1/NR) ESPN2 (N)	W 41-7
10/10	LSU (Baton Rouge) (1/4) CBS (N)	W 13-3
10/17	Arkansas (Gainesville) (1/NR) CBS (N) HC	W 23-20
10/24	Mississippi St. (Starkville) (2/NR) ESPN (N)	W 29-19
10/31	Georgia (Jacksonville) (1/NR) CBS (N)	W 41-17
11/7	Vanderbilt (Gainesville) (1/NR) ESPN2 (N)	W 27-3
11/14	So. Carolina (Columbia) (1/NR) CBS (N)	W 24-14
11/21	FIU (Gainesville) (1/NR) PPV	W 62-3
11/28	Florida St. (Gainesville) (1/NR) CBS (N)	W 37-10
12/5	Alabama (1/2) CBS (N)	L 32-13

(SEC Championship Game, Atlanta)

1/1	Cincinnati (5/4) FOX (N)	W 51-24
-----	--------------------------	---------

(Sugar Bowl, New Orleans, La.)

G	W	L	T	PT	OP
14	13	1	0	502	174

**2010 Urban Meyer**

9/4	Miami University (Gainesville) (4/NR) ESPN (N)W	34-12
9/11	USF (Gainesville) (8/NR) SECN	W 38-14
9/18	Tennessee (Knoxville) (10/NR) CBS (N)	W 31-17
9/25	Kentucky (Gainesville) (9/NR) ESPN (N)	W 48-14
10/2	Alabama (Tuscaloosa) (7/1) CBS (N)	L 31-3
10/9	LSU (Gainesville) (14/12) ESPN (N)	L 33-29
10/16	Mississippi St. (Gainesville) (22/NR) ESPN (N) HCL	10-7
10/30	Georgia (Jacksonville) (NR/NR) CBS (N) OT	W 34-31
11/6	Vanderbilt (Nashville) (NR/NR) SECN (N)	W 55-14
11/13	So. Carolina (Gainesville) (24/22) ESPN (N)	L 36-14
11/20	Appalachian St. (Gainesville) (NR/NR) PPV	W 48-10
11/27	Florida St. (Tallahassee) (NR/22) ABC/ESPN (N) L	31-7
1/1	Penn St. (NR/NR) ABC (N)	W 37-24

(Outback Bowl, Tampa, Fla.)

G	W	L	T	PT	OP
13	8	5	0	385	277

**2011 Will Muschamp**

9/3	Florida Atlantic (Gainesville) (22/NR) ESPN (N) W	41-3
9/10	UAB (Gainesville) (18/NR) Sun/FSN	W 39-0
9/17	Tennessee (Gainesville) (16/RV) CBS (N)	W 33-23
9/24	Kentucky (Lexington) (15/NR) ESPN (N)	W 48-10
10/1	Alabama (Gainesville) (12/3) CBS (N)	L 38-10
10/8	LSU (Baton Rouge) (17/1) CBS (N)	L 41-11
10/15	Auburn (Auburn) (RV/24) ESPN (N)	L 17-6
10/29	Georgia (Jacksonville) (NR/22) CBS (N)	L 24-20
11/5	Vanderbilt (Gainesville) (NR/NR) SECN HC	W 26-21
11/12	So. Carolina (Columbia) (NR/15) CBS (N)	L 17-12
11/19	Furman (Gainesville) (NR/NR) PPV	W 54-32
11/26	Florida St. (Gainesville) (NR/NR) ESPN2 (N)	L 21-7
1/2	Ohio State (NR/NR) ESPN2 (N)	W 24-17

(TaxSlayer.com Gator Bowl, Jacksonville, Fla.)

G	W	L	T	PT	OP
13	7	6	0	331	264

**2012 Will Muschamp**

9/1	Bowling Green (Gainesville) (23/NR) ESPN (N) W	27-14
9/8	Texas A&M (College Station) (24/NR) ESPN (N) W	20-17
9/15	Tennessee (Knoxville) (18/23) ESPN (N)	W 37-20
9/22	Kentucky (Gainesville) (14/NR) SECN (R)	W 38-0
10/6	LSU (Gainesville) (10/4) CBS (N)	W 14-6
10/13	Vanderbilt (Nashville) (4/NR) ESPN (N)	W 31-17
10/20	So. Carolina (Gainesville) (3/9) CBS (N)	W 44-11
10/27	Georgia (Jacksonville) (3/12) CBS (N)	L 9-17
11/3	Missouri (Gainesville) (8/NR) ESPN2 (N)	W 14-7
11/10	Louisiana (Gainesville) (7/NR) SECN (R) (HC)	W 27-20
11/17	Jacksonville St. (Gainesville) (7/NR) PPV	W 23-0
11/24	Florida St. (Tallahassee) (6/10) ABC (N)	W 37-26
1/2	Louisville (4/21) ESPN (N)	L 23-33

(Sugar Bowl, New Orleans, La.)

G	W	L	T	PT	OP
13	11	2	0	344	188

**2013 Will Muschamp**

8/31	Toledo (Gainesville) (10/NR) SECTV (R)	W 24-6
9/7	Miami (Miami Gardens) (24/12) ESPN (N)	L 16-21
9/21	Tennessee (Gainesville) (19/NR) CBS (N)	W 31-17
9/28	Kentucky (Lexington) (20/NR) ESPN (N)	W 24-7
10/5	Arkansas (Gainesville) (18/NR) ESPN2 (N)	W 30-10
10/12	LSU (Baton Rouge) (17/10) CBS (N)	L 6-17
10/19	Missouri (Columbia) (22/14) SECTV (R)	L 17-36
11/2	Georgia (Jacksonville) (NR/NR) CBS (N)	L 20-23
11/9	Vanderbilt (Gainesville) (NR/NR) FSN/SUN (R) (HC)	L 17-34
11/16	So. Carolina (Columbia) (NR/11) ESPN2 (N)	L 14-19
11/23	Georgia Southern (Gainesville) (NR/NR) PPV	L 20-26
11/30	Florida St. (Gainesville) (NR/2) ESPN (N)	L 7-37

G	W	L	T	PT	OP
12	4	8	0	226	253

**Will Muschamp (first 12 games)**

**2014 D.J. Durkin (game 13 only)**

8/30	Idaho (Gainesville) (RV/NR) ESPN (N)	No Contest
9/6	E. Michigan (Gainesville) (RV/NR) SECN (N)	W 65-0
9/13	Kentucky (Gainesville) (RV/NR) SECN (N) OT	W 36-30
9/20	Alabama (Tuscaloosa) (RV/3) CBS (N)	L 21-42
10/4	Tennessee (Knoxville) (NR/NR) SECN (N)	W 10-6
10/11	LSU (Gainesville) (NR/NR) SECN (N)	L 27-30
10/18	Missouri (Gainesville) (NR/NR) ESPN2 (N)	L 13-42
11/1	Georgia (Jacksonville) (NR/9) CBS (N)	W 38-20
11/8	Vanderbilt (Nashville) (RV/NR) SECN (N)	W 34-10
11/15	So. Carolina (Gainesville) (NR/NR) SECN (N) OT	L 20-23
11/22	E. Kentucky (Gainesville) (NR/NR) SECN (N)	W 52-3
11/29	Florida St. (Tallahassee) (NR/3) ESPN (N)	L 19-24
1/3	E. Carolina (Birmingham) (NR/NR) ESPN (N)	W 28-20

(Birmingham Bowl, Birmingham, Ala.)

G	W	L	T	PT	OP
13	7	5	0	363	253

**2015 Jim McElwain**

9/5	New Mexico St. (Gainesville) (NR/NR) SECN (N)W	61-13
9/12	E. Carolina (Gainesville) (NR/NR) ESPN2 (N)	W 31-24
9/19	Kentucky (Lexington) (NR/NR) SECN (N)	W 14-9
9/26	Tennessee (Gainesville) (NR/NR) CBS (N)	W 28-27
10/3	Ole Miss (Gainesville) (25/3) ESPN (N)	W 38-10
10/10	Missouri (Columbia) (11/NR) SECN (N)	W 21-3
10/17	LSU (Baton Rouge) (8/6) ESPN (N)	L 28-35
10/31	Georgia (Jacksonville) (11/NR) CBS (N)	W 27-3
11/7	Vanderbilt (Gainesville) (11/NR) ESPN (N)	W 9-7
11/14	South Carolina (Columbia) (11/NR) ESPN (N)	W 24-14
11/21	Florida Atlantic (Gainesville) (8/NR) SECN (N) OT	W 20-14
11/28	Florida State (Gainesville) (10/14) ESPN (N)	L 2-27
12/5	Alabama (18/2) CBS (N)	L 15-29

(SEC Championship Game, Atlanta)

1/1	Michigan (19/14) ABC (N)	L 7-41
-----	--------------------------	--------

(Buffalo Wild Wings Citrus Bowl, Orlando)

G	W	L	T	PT	OP
14	10	4	0	325	256

**2016 Jim McElwain**

9/3	Massachusetts (Gainesville) (25/NR) SECN (N) W	24-7
9/10	Kentucky (Gainesville) (RV/NR) CBS (N)	W 45-7
9/17	North Texas (Gainesville) (23/NR) ESPN (N)	W 32-0
9/24	Tennessee (Knoxville) (19/14) CBS (N)	L 28-38
10/1	Vanderbilt (Nashville) (23/NR) SECN (N)	W 13-6
10/15	Missouri (Gainesville) (18/NR) SECN (N)	W 40-14
10/29	Georgia (Jacksonville) (14/NR) CBS (N)	W 24-10
11/5	Arkansas (Fayetteville) (10/NR) CBS (N)	L 10-31
11/12	South Carolina (Gainesville) (22/NR) CBS (N)	W 20-7
11/19	LSU (Baton Rouge) (21/16) SECN (N)	W 16-10
11/26	Florida State (Tallahassee) (13/15) ABC (N)	L 13-31
12/3	Alabama (15/1) CBS (N)	L 16-54

(SEC Championship Game, Atlanta)

1/2	Michigan (20/21) ABC (N)	W 30-3
-----	--------------------------	--------

(Outback Bowl, Tampa)

G	W	L	T	PT	OP
13	9	4	0	311	218

## YEAR-BY-YEAR RECORDS

Year	W	L	T	SEC	SEC	National	Coach	Captains
				Record	Rank	Rank*		
1906	3	3	0				James Forsythe	T.G. Hancock
1907	4	1	1				James Forsythe	Roy W. Corbett
1908	5	2	1				James Forsythe	Wm. W. (Gric) Gibbs
1909	6	1	1				G.E. Pyle	Ralph Rader
1910	6	1	0				G.E. Pyle	Dummy Taylor
1911	5	0	1				G.E. Pyle	N.S. Storter
1912	5	2	1				G.E. Pyle	Sam Buie
1913	4	3	0				G.E. Pyle	Louis Tenny
1914	5	2	0				Charles McCoy	John Sutton, Puss Hancock
1915	4	3	0				Charles McCoy	A.A. Lotspeich
1916	0	5	0				Charles McCoy	Rex Farris
1917	2	4	0				Al Buser	Arthur Fuller, S.A.B. Wilkinson
1918	0	1	0				Al Buser	Gordon Clemons
1919	5	3	0				Al Buser	J. Sparkman
1920	6	3	0				William Kline	Paul Baker
1921	6	3	2				William Kline	Carl "Tootie" Perry
1922	7	2	0				William Kline	F.H. Duncan
1923	6	1	2				J.A. VanFleet	Robbie Robinson
1924	6	2	2				J.A. VanFleet	"Ark" Newton
1925	8	2	0				Tom Sebring	Edgar Jones
1926	2	6	2				Tom Sebring	Lamar Sarra
1927	7	3	0				Tom Sebring	Bill Middlekauf
1928	8	1	0				Charles Bachman	Ernest J. Bowyer
1929	8	2	0				Charles Bachman	Rainey Cawthon
1930	6	3	1				Charles Bachman	L.R. Bethea
1931	2	6	2				Charles Bachman	E.N. Parnell
1932	3	6	0				Charles Bachman	Joe Jenkins
1933	5	3	1	2-3	7*		D.K. Stanley	Sam Davis
1934	6	3	1	2-2-1	6		D.K. Stanley	Chuck Rogers
1935	3	7	0	1-6	10		D.K. Stanley	W.W. Chase, Jr.
1936	4	6	0	1-5	10		Josh Cody	Julian Lane
1937	4	7	0	3-4	8		Josh Cody	Walter Mayberry
1938	4	6	1	2-2-1	6		Josh Cody	Frank Koscis
1939	5	5	1	0-3-1	8		Josh Cody	Clark Goff
1940	5	5	0	2-3	8		Thomas J. Lieb	W.L. (Bud) Walton
1941	4	6	0	1-3	10		Thomas J. Lieb	Bill Robinson
1942	3	7	0	1-3	8		Thomas J. Lieb	Bill Corry, O'Neal Hill
1943				— No Team —				
1944	4	3	0	0-3	9		Thomas J. Lieb	Joe Graham
1945	4	5	1	1-3-1	8*		Thomas J. Lieb	Hugo Miller
1946	0	9	0	0-5	11		Raymond B. Wolf	William Raborn
1947	4	5	1	0-3-1	9		Raymond B. Wolf	Charlie Fields
1948	5	5	0	1-5	9*		Raymond B. Wolf	Fletcher Groves
1949	4	5	1	1-4-1	10*		Raymond B. Wolf	Jimmy Kynes
1950	5	5	0	2-4	8		Bob Woodruff	Angus Williams
1951	5	5	0	2-4	6*		Bob Woodruff	Jim French, Carroll McDonald
1952	8	3	0	3-3	6		Bob Woodruff	Bubba Ware, Charlie LaPradd
1953	3	5	2	1-3-2	6		Bob Woodruff	Jack O'Brien, Rick Casares, Sonny May
1954	5	5	0	5-2	3*		Bob Woodruff	Jerry Bilyk, Larry Scott
1955	4	6	0	3-5	8		Bob Woodruff	Steve DeLa Torre, Ray Brown
1956	6	3	1	5-2	3		Bob Woodruff	John Barrow
1957	6	2	1	4-2-1	3*	(17/NR/NR)	Bob Woodruff	Charlie Mitchell
1958	6	4	1	2-3-1	7*	(14/NR/15)	Bob Woodruff	Don Fleming
1959	5	4	1	2-4	7	(19/NR/NR)	Bob Woodruff	Dave Hudson
1960	9	2	0	5-1	2	(18/NR/16)	Ray Graves	Bill Hood
1961	4	5	1	3-3	5		Ray Graves	Jim Beaver
1962	7	4	0	4-2	5		Ray Graves	Lindy Infante, Bruce Culpepper
1963	6	3	1	3-3-1	7		Ray Graves	Jimmy Morgan
1964	7	3	0	4-2	2*		Ray Graves	Larry Dupree
1965	7	4	0	4-2	3	(NR/NR/12)	Ray Graves	Bruce Bennett, Larry Beckman
1966	9	2	0	5-1	2	(NR/NR/11)	Ray Graves	Bill Carr, Jerry Anderson
1967	6	4	0	4-2	3*		Ray Graves	Graham McKeel, Wayne McCall
1968	6	3	1	3-2-1	4*		Ray Graves	Bill Dorsey, Guy Dennis

Year	W	L	T	SEC Record	SEC Rank	National Rank*	Coach	Captains
1969	9	1	1	3-1-1	4	(14/NR/17)	Ray Graves	Mac Steen, Tom Abdelnour
1970	7	4	0	3-3	5		Doug Dickey	Donny Williams, Mike Kelley
1971	4	7	0	1-6	6*		Doug Dickey	Tommy Durrance, John Reaves, Harvin Clark
1972	5	5	1	3-3-1	6		Doug Dickey	Fred Abbott
1973	7	5	0	3-4	5*	(NR/NR/20)	Doug Dickey	Vince Kendrick, David Hitchcock
1974	8	4	0	3-3	3*	(15/NR/12)	Doug Dickey	Lee McGriff, Ralph Ortega
1975	9	3	0	5-1	2*		Doug Dickey	Jimmy DuBose, Sammy Green
1976	8	4	0	4-2	3		Doug Dickey	Jimmy Fisher, Darrell Carpenter, Alvin Cowans
1977	6	4	1	3-3	5		Doug Dickey	Scott Hutchinson, Wes Chandler, Charlie Williams
1978	4	7	0	3-3	4*		Doug Dickey	Don Swafford, Mike DuPree
1979	0	10	1	0-6	9*		Charley Pell	Bill Bennek, Nap Green, Chuck Hatch
1980	8	4	0	4-2	3*	(NR/NR/19)	Charley Pell	Rod Brooks, Cris Collinsworth, David Little
1981	7	5	0	3-3	3*		Charley Pell	Brian Clark, David Galloway, James Jones
1982	8	4	0	3-3	5*	(NR/25/NR)	Charley Pell	James Jones, Tom Wiegmann, Doug Drew
1983	9	2	1	4-2	3*	(6/9/6)	Charley Pell	Wayne Peace, Fred McCallister, Doug Drew
1984	9	1	1	5-0-1	1#	(3/3/7)	Charley Pell, Galen Hall**	Lomas Brown, Alonzo Johnson, Patrick Miller
1985	9	1	1	5-1	1*%	(5/5/NR)	Galen Hall	Neal Anderson, Alonzo Johnson, Ray Criswell
1986	6	5	0	2-4	4*		Galen Hall	Ricky Nattiel, Scott Armstrong, Dwayne Ferguson
1987	6	6	0	3-3	5		Galen Hall	Kerwin Bell, Clifford Charlton, James Massey
1988	7	5	0	4-3	3*		Galen Hall	David Williams, Louis Oliver, Owen Bartruff
1989	7	5	0	4-3	2*		Galen Hall, Gary Darnell**	Cedric Smith, Pat Moorer, Kerry Watkins
1990	9	2	0	6-1	1%	(12/13/NR)	Steve Spurrier	Chris Bromley, Glenn Neely, Ernie Mills, Huey Richardson, Godfrey Myles
1991	10	2	0	7-0	1	(7/8/7)	Steve Spurrier	Cal Dixon, Brad Culpepper, Tim Paulk
1992	9	4	0	6-2	2, 1E*	(10/11/11)	Steve Spurrier	Shane Matthews, Carlton Miles
1993	11	2	0	7-1	1^, 1E	(5/4/5)	Steve Spurrier	Errict Rhett, William Gaines, Ed Robinson, Harrison Houston
1994	10	2	1	7-1	1^, 1E	(7/7/7)	Steve Spurrier	Aubrey Hill, Terry Dean, Ellis Johnson, Henry McMillian, Larry Kennedy
1995	12	1	0	8-0	1^, 1E	(2/3/2)	Steve Spurrier	Chris Doering, Ben Hanks, Reggie Green, Mark Campbell, Jason Odom
1996	12	1	0	8-0	1^, 1E	(1/1)	Steve Spurrier	James Bates, Anthon Lott, Jeff Mitchell, Lawrence Wright, Danny Wuerffel
1997	10	2	0	6-2	3*, 2E*	(4/6)	Steve Spurrier	Willie Rodgers, Fred Taylor, Dwayne Thomas, Fred Weary, Elijah Williams
1998	10	2	0	7-1	2, 2E	(5/6)	Steve Spurrier	Terry Jackson, Zach Piller, Ed Chester, Mike Peterson
1999	9	4	0	7-1	2, 1E	(12/14)	Steve Spurrier	Cooper Carlisle, Doug Johnson, Travis Taylor, Keith Kelsey, Eugene McCaslin, Derrick Chambers
2000	10	3	0	7-1	1^, 1E	(10/11)	Steve Spurrier	Alex Brown, Derrick Chambers, Jesse Palmer, Gerard Warren, Alex Willis
2001	10	2	0	6-2	3, 2E	(3/3)	Steve Spurrier	Andra Davis, Marquand Manuel, Robert Gillespie, Rob Roberts
2002	8	5	0	6-2	2, 2E	(NR/24)	Ron Zook	Earnest Graham, Rex Grossman, Byron "Bam" Hardmon, Taylor Jacobs, Todd Johnson
2003	8	5	0	6-2	3*, 1*E	(24/25)	Ron Zook	Daryl Dixon, Keiwan Ratliff, Max Starks, Ben Troupe
2004	7	5	0	4-4	5*, 3*E	(NR/25)	Ron Zook, Charlie Strong**	Channing Crowder, Mike Degory, Ciatrick Fason, Travis Harris
2005	9	3	0	5-3	5*, 2*E	(12/16)	Urban Meyer	Vernell Brown, Mike Degory, Jarvis Herring, Chris Leak, Jeremy Mincey
2006	13	1	0	7-1	1^, 1E	(1/1)	Urban Meyer	Dallas Baker, Jemalle Cornelius, Earl Everett, Billy Latsko, Chris Leak, Ray McDonald
2007	9	4	0	5-3	4*, 3E	(13/16)	Urban Meyer	Andre Caldwell, Derrick Harvey, Tony Joiner, Drew Miller, Phil Trautwein
2008	13	1	0	7-1	1^, 1E	(1/1)	Urban Meyer	Louis Murphy, James Smith, Brandon Spikes, Ryan Stamper, Tim Tebow, Phil Trautwein
2009	13	1	0	8-0	2, 1E	(3/3)	Urban Meyer	Brandon James, Joey Sorrentino, Brandon Spikes, Ryan Stamper, Tim Tebow
2010	8	5	0	4-4	7, 2E	(NR/NR)	Urban Meyer	Ahmad Black, Duke Lemmens, A.J. Jones, Lawrence Marsh, Mike Pouncey, Justin Trattou
2011	7	6	0	3-5	7, 3E	(NR/NR)	Will Muschamp	John Brantley, Chris Rainey, Jeff Demps, Will Green, Jaye Howard
2012	11	2	0	7-1	1*, 1E*	(9/10)	Will Muschamp	Jon Bostic, Matt Elam, Mike Gillislee, Jon Halapio, Omar Hunter
2013	4	8	0	3-5	10, 5E	(NR/NR)	Will Muschamp	Trey Burton, Dominique Easley, Jon Halapio, Jon Harrison, Solomon Patton
2014	7	5	0	4-4	6*, 3E	(NR/NR)	Will Muschamp, DJ Durkin**	Dante Fowler, Jr., Max Garcia, Chaz Green, Antonio Morrison, Michael Taylor
2015	10	4	0	7-1	2, 1E	(25/25)	Jim McElwain	Jonathan Bullard, Jake McGee, Antonio Morrison, Trip Thurman
2016	9	4	0	6-2	2, 1E	(14/13)	Jim McElwain	Alex Anzalone, Caleb Brantley, Jarrad Davis, Ahmad Fulwood

**KEY:** E Eastern Division — Starting in 1992, the SEC went to divisional play. Rankings: (AP/USA Today/UPI)  
 ^ Won SEC Championship Game — AP began rankings in 1936; USA Today began rankings in 1982; UPI ranked teams from 1950-95  
 # Title Vacated \*\* Charley Pell went 1-1-1, coaching the first three games in 1984; Galen Hall went 8-0, coaching the final eight games. Galen Hall went 4-1, coaching the first five games in 1989; Gary Darnell went 3-4 coaching the final seven games. Ron Zook went 7-4 coaching the first 11 games of 2004; Charlie Strong went 0-1, coaching the final game. Will Muschamp went 6-5 in the first 11 games of 2014; DJ Durkin went 1-0 coaching the final game.  
 \* Tie  
 % Ineligible for Championship

Period	Coach	Seasons	W	L	T	Pct.	Period	Coach	Seasons	W	L	T	Pct.	Period	Coach	Seasons	W	L	T	Pct.
1906-08	James Forsythe	3	12	6	2	.650	1936-39	Josh Cody	4	17	24	2	.419	1990-2001	Steve Spurrier	12	122	27	1	.817
1909-13	G.E. Pyle	5	26	7	3	.764	1940-45	Thomas J. Lieb	5	20	26	1	.436	2002-04	Ron Zook	3	23	14	0	.622
1914-16	Charles McCoy	3	9	10	0	.474	1946-49	Raymond B. Wolf	4	13	24	2	.359	2004	Charlie Strong	1	0	1	0	.000
1917-19	Al Buser	3	7	8	0	.467	1950-59	Bob Woodruff	10	53	42	6	.554	2005-10	Urban Meyer	6	65	15	0	.813
1920-22	William Kline	3	19	8	2	.690	1960-69	Ray Graves	10	70	31	4	.686	2011-14	Will Muschamp	4	28	21	0	.579
1923-24	J.A. VanFleet	2	12	3	4	.737	1970-78	Doug Dickey	9	58	43	2	.573	2014	DJ Durkin	1	1	0	0	1.000
1925-27	Tom Sebring	3	17	11	2	.600	1979-84	Charley Pell	5+	33	26	3	.556	2015-16	Jim McElwain	2	19	8	0	.704
1928-32	Charles Bachman	5	27	18	3	.594	1984-89	Galen Hall	5+	40	18	1	.686	<b>Totals</b>	<b>110</b>	<b>708</b>	<b>408</b>	<b>40</b>	<b>.634</b>	
1933-35	D.K. Stanley	3	14	13	2	.517	1989	Gary Darnell	1	3	4	0	.429	*No team in 1943						



**ALL-TIME VS OPPONENTS** (2017 Opponents in **Bold Italics**)

Team	Games	W	L	T	First Mtg	Last Mtg
Air Force	1	1	0	0	1968	
Akron	1	1	0	0	1990	
Alabama	40	14	26	0	1916	2016
American Legion	1	1	0	0	1922	
Appalachian State	1	1	0	0	2010	
Arkansas	11	9	2	0	1982	2016
Arkansas State	2	2	0	0	1958	1993
Army	3	1	2	0	1923	1978
Auburn	83	38	43	2	1912	2011
Ball St.	1	1	0	0	2000	
Baylor	1	1	0	0	1960	
Boston College	2	1	1	0	1938	1939
Bowling Green	1	1	0	0	2012	
Cal St. Fullerton	1	1	0	0	1987	
California	2	2	0	0	1974	1980
Camp Blanding (63rd Inf.)	1	1	0	0	1945	
Camp Johnson	1	0	1	0	1918	
Carlstrom Flyers	1	0	1	0	1921	
Central Florida (UCF)	2	2	0	0	1999	2006
Central Michigan	1	1	0	0	1997	
Charleston	1	1	0	0	1910	
Charleston Southern	1	1	0	0	2009	
Chicago	2	1	1	0	1926	1930
Cincinnati	2	2	0	0	1984	2009
The Citadel	14	14	0	0	1910	2008
Clemson	13	9	3	1	1911	1961
College of Charleston	2	2	0	0	1911	1912
Columbia AC	2	2	0	0	1907	1910
Columbia College	2	2	0	0	1908	1911
Davidson	1	0	1	0	1927	
Drake	1	1	0	0	1924	
Duke	5	3	2	0	1962	1975
Duquesne	1	1	0	0	1950	
East Carolina	3	3	0	0	1983	2015
Eastern Kentucky	1	1	0	0	2014	
Eastern Michigan	2	2	0	0	2004	2014
FIU	1	1	0	0	2009	
Florida A&M	1	1	0	0	2003	
Florida Atlantic	3	3	0	0	2007	2015
Florida Southern	14	13	1	0	1913	1930
<b>Florida State</b>	<b>61</b>	<b>34</b>	<b>25</b>	<b>2</b>	<b>1958</b>	<b>2016</b>
Furman	9	6	2	1	1922	2011
Gainesville AC	3	3	0	0	1906	1909
Gainesville Guards	1	1	0	0	1910	
George Washington	2	2	0	0	1955	1960
<b>Georgia</b>	<b>94</b>	<b>43</b>	<b>49</b>	<b>2</b>	<b>1915</b>	<b>2016</b>
Georgia A&M	2	2	0	0	1910	1919
Georgia Southern	3	2	1	0	1986	2013
Georgia Tech	38	9	23	6	1912	1981
Hampden-Sydney	2	1	0	1	1925	1926
Harvard	2	0	2	0	1922	1929
Hawaii	1	1	0	0	2008	
Houston	4	3	1	0	1969	1995
Howard College	2	2	0	0	1921	1922
Illinois	2	2	0	0	1967	1988
Indiana	1	0	1	0	1916	
Indiana State	2	2	0	0	1983	1988
Iowa	4	3	1	0	1983	2016
Jax Naval Air Station	2	1	1	0	1942	1944
Jacksonville State	1	1	0	0	2012	
Kansas State	2	2	0	0	1947	1973
Kent State	1	1	0	0	1986	
<b>Kentucky</b>	<b>67</b>	<b>50</b>	<b>17</b>	<b>0</b>	<b>1917</b>	<b>2016</b>
Kings College	1	1	0	0	1914	
Louisiana	1	1	0	0	2012	
Louisiana Tech	2	2	0	0	1989	2005
Louisiana Monroe	1	1	0	0	2001	
Louisville	3	2	1	0	1980	2012
Loyola	1	1	0	0	1951	
<b>LSU</b>	<b>63</b>	<b>32</b>	<b>28</b>	<b>3</b>	<b>1937</b>	<b>2016</b>

Team	Games	W	L	T	First Mtg	Last Mtg
Marshall	1	1	0	0	2001	
Maryland	18	12	6	0	1927	2001
Maryville	1	1	0	0	1913	
Massachusetts	1	1	0	0	2016	
Mayport Naval Air Station	1	1	0	0	1944	
Memphis State	2	1	1	0	1988	1989
Mercer	17	10	6	1	1906	1928
Miami (Fla.)	55	26	29	0	1938	2013
Miami (Ohio)	2	1	1	0	1973	2010
<b>Michigan</b>	<b>3</b>	<b>0</b>	<b>3</b>	<b>0</b>	<b>2002</b>	<b>2015</b>
Michigan State	1	0	1	0	1999	
Middle Tennessee State	2	2	0	0	2000	2004
Mississippi	24	11	12	1	1926	2015
Mississippi State	54	33	19	2	1923	2010
Mississippi College	2	1	0	1	1921	1922
<b>Missouri</b>	<b>6</b>	<b>3</b>	<b>3</b>	<b>0</b>	<b>1965</b>	<b>2016</b>
Montana State	1	1	0	0	1988	
Nebraska	2	0	2	0	1974	1995
New Mexico	1	1	0	0	1989	
New Mexico State	2	2	0	0	1994	2015
Newberry	1	1	0	0	1920	
North Carolina	10	2	7	1	1921	1976
North Carolina State	14	9	4	1	1927	1992
North Texas (State)	2	1	1	0	1947	2016
Northeast Louisiana	2	2	0	0	1991	1995
<b>Northern Colorado</b>	-	-	-	-	<b>2017</b>	
Northwestern	2	2	0	0	1965	1966
Notre Dame	1	0	1	0	1991	
Oglethorpe	4	3	1	0	1919	1922
Ohio	1	1	0	0	2002	
Ohio State	2	2	0	0	2006	2011
Oklahoma	1	1	0	0	2008	
Oklahoma State	1	1	0	0	1990	
Olympics	2	2	0	0	1909	1909
Oregon	1	1	0	0	1929	
Penn State	3	3	0	0	1962	2010
Pittsburgh	1	0	0	1	1977	
Presbyterian	1	1	0	0	1945	
Randolph Macon	2	2	0	0	1941	1942
Rice	8	3	4	1	1953	1977
Richmond	2	2	0	0	1963	1970
Riverside AC	5	5	0	0	1906	1908
Rollins	16	13	2	1	1906	1948
Rutgers	2	1	0	1	1985	1986
San Jose State	2	2	0	0	1991	2003
Savannah AC	1	0	1	0	1906	
Sewanee	9	7	2	0	1914	1938
SMU	4	2	2	0	1964	1978
<b>South Carolina</b>	<b>37</b>	<b>26</b>	<b>8</b>	<b>3</b>	<b>1911</b>	<b>2016</b>
Southern Miss	5	5	0	0	1973	2006
Southwest Louisiana	4	4	0	0	1945	1996
Stetson	19	15	2	2	1908	1953
Syracuse	4	2	2	0	1931	1998
Tallahassee	1	1	0	0	1909	
Tampa	5	5	0	0	1938	1942
Tampa AC	1	1	0	0	1912	
Temple	3	1	2	0	1937	1987
<b>Tennessee</b>	<b>46</b>	<b>26</b>	<b>20</b>	<b>0</b>	<b>1916</b>	<b>2016</b>
Texas	3	0	2	1	1924	1940
<b>Texas A&amp;M</b>	<b>3</b>	<b>2</b>	<b>1</b>	<b>0</b>	<b>1962</b>	<b>2012</b>
Troy	2	2	0	0	2007	2009
Toledo	1	1	0	0	2013	
Tulane	21	13	6	2	1915	1984
Tulsa	5	4	1	0	1948	1987
U.S. Amphibs Navy	1	0	1	0	1945	
U.S. Infantry	1	1	0	0	1921	
<b>UAB</b>	<b>2</b>	<b>2</b>	<b>0</b>	<b>0</b>	<b>2002</b>	<b>2011</b>
UCLA	5	2	3	0	1931	1987
USC	2	1	0	1	1982	1983
USF	1	1	0	0	2010	

Team	Games	W	L	T	First Mtg	Last Mtg
Utah	1	1	0	0	1977	
<b>Vanderbilt</b>	<b>50</b>	<b>38</b>	<b>10</b>	<b>2</b>	<b>1945</b>	<b>2016</b>
Vedado Club	1	1	0	0	1912	
Villanova	4	0	4	0	1940	1946
Virginia	1	1	0	0	1959	
Virginia Tech	2	2	0	0	1934	1985
Virginia Military Institute	1	1	0	0	1929	
Wake Forest	4	4	0	0	1923	1957
Washington & Lee	6	5	0	1	1924	1929
Washington	1	0	1	0	1989	
West Texas State	1	1	0	0	1982	
West Virginia	2	1	1	0	1981	1993
Western Carolina	1	1	0	0	2006	
Western Kentucky	1	1	0	0	2007	
Western Michigan	1	1	0	0	1999	
Wofford	1	1	0	0	1914	
Wyoming	2	2	0	0	1951	2005

**Florida against teams currently in the...  
Power Five Conferences**

	Games	W	L	T	Pct
Atlantic Coast	213	104	97	12	.516
Big 12	10	6	3	1	.650
Big Ten	40	25	14	1	.650
Pac-12	11	6	4	1	.591
Southeastern	577	324	238	15	.575
<b>Totals</b>	<b>848</b>	<b>464</b>	<b>354</b>	<b>30</b>	<b>.565</b>

**Group of Five**

	Games	W	L	T	Pct
American Athletic	47	32	13	2	.702
Conference USA	27	21	5	1	.796
Mid-Atlantic	12	11	1	0	.917
Mountain West	8	8	0	0	1.000
Sun Belt	12	11	1	0	.917
<b>Totals</b>	<b>105</b>	<b>82</b>	<b>20</b>	<b>3</b>	<b>.795</b>

	Games	W	L	T	Pct
Independants	5	2	3	0	.400
(Army, Notre Dame, UMass)					

**Football Championship Subdivision (FCS)**

	Games	W	L	T	Pct
Big Sky	1	1	0	0	1.000
Big South	1	1	0	0	1.000
Colonial Athletic Assoc.	6	2	4	0	.333
Ivy League	2	0	2	0	.000
Mid-Eastern Athletic	3	3	0	0	1.000
Missouri Valley Football	2	2	0	0	1.000
Northeast	1	1	0	0	1.000
Ohio Valley	1	1	0	0	1.000
Patriot League	0	0	0	0	--
Pioneer Football League	21	16	3	2	.810
Southern	43	33	8	2	.791
Southland	0	0	0	0	--
Southwestern Athletic	0	0	0	0	--
<b>Totals</b>	<b>81</b>	<b>60</b>	<b>17</b>	<b>4</b>	<b>.765</b>

**ALL-TIME VS SEC & FLORIDA STATE** (Rankings listed are Associated Press; \* SEC Championship; ^ Bluebonnet Bowl; † Sugar Bowl; ‡ Peach Bowl; § Gator Bowl; ¶ Sun Bowl

**Alabama**

**Alabama leads series 26-14**

Year	W/L	UF	UA	Rank (UF/UA)	Location
1916	L	0	16		Jacksonville
1921	W	9	2		Tuscaloosa
1923	W	16	6		Birmingham
1925	L	0	34		Montgomery
1926	L	0	49		Montgomery
1927	W	13	6		Montgomery
1930	L	0	20		Gainesville
1931	L	0	41		Birmingham
1948	L	28	34		Tuscaloosa
1949	L	13	35		Gainesville
1950	L	13	41	NR/17	Jacksonville
1951	W	30	21		Tuscaloosa
1963	W	10	6	NR/3	Tuscaloosa
1964	L	14	17	9/3	Tuscaloosa
1970	L	15	46	13/NR	Tuscaloosa
1971	L	0	38	NR/8	Gainesville
1972	L	7	24	NR/3	Tuscaloosa
1973	L	14	35	NR/3	Gainesville
1978	L	12	23	NR/7	Tuscaloosa
1979	L	0	40	NR/2	Gainesville
1986	L	7	21	13/4	Gainesville
1987	W	23	14	NR/11	Birmingham
1990	W	17	13	24/NR	Tuscaloosa
1991	W	35	0	6/17	Gainesville
1992	L	21	28	12/2	Birmingham*
1993	W	28	13	9/17	Birmingham*
1994	W	24	23	6/3	Atlanta*
1996	W	45	30	4/11	Atlanta*
1998	W	16	10	8/NR	Tuscaloosa
1999	L	7	34	5/7	Atlanta*
1999 L (OT)	39	40	3/21		Gainesville
2005	L	3	31	5/15	Tuscaloosa
2006	W	28	13	5/NR	Gainesville
2008	W	31	20	2/1	Atlanta*
2009	L	13	32	1/2	Atlanta*
2010	L	3	31	7/1	Tuscaloosa
2011	L	10	38	12/3	Gainesville
2014	L	21	42	RV/3	Tuscaloosa
2015	L	15	29	18/2	Atlanta*
2016	L	16	54	15/1	Atlanta*

**Arkansas**

**Florida leads series 9-2**

Year	W/L	UF	UA	Rank (UF/UA)	Location
1982	L	24	28	NR/14	Houston^
1995	W	34	3	2/24	Atlanta*
1996	W	42	7	1/NR	Fayetteville
1997	W	56	7	1/NR	Gainesville
2003	W	33	28	NR/11	Fayetteville
2004	W	45	30	16/NR	Gainesville
2006	W	38	28	4/8	Atlanta*
2008	W	38	7	12/NR	Fayetteville
2009	W	23	20	1/NR	Gainesville
2013	W	30	10	18/NR	Gainesville
2016	L	10	31	10/NR	Fayetteville

**Auburn**

**Auburn leads series 38-43-2**

Year	W/L	UF	AU	Rank (UF/AU)	Location
1912	L	13	27		Auburn
1913	L	0	55		Auburn
1914	L	0	20		Jacksonville

1915	L	0	7		Auburn
1916	L	0	20		Jacksonville
1917	L	0	68		Auburn
1927	W	33	6		Auburn
1914	L	0	20		Jacksonville
1915	L	0	7		Auburn
1916	L	0	20		Jacksonville
1927	W	33	6		Auburn
1928	W	27	0		Gainesville
1929	W	19	0		Montgomery
1930	W	7	0		Jacksonville
1931	W	13	12		Jacksonville
1932	L	6	21		Montgomery
1933	W	14	7		Gainesville
1934	W	14	7		Montgomery
1935	L	6	27		Miami
1936	L	0	13		Montgomery
1937	L	0	14		Jacksonville
1938	W	9	7		Jacksonville
1939	T	7	7		Auburn
1940	L	7	20		Columbus
1942	W	6	0		Gainesville
1945	L	0	19		Auburn
1946	L	12	47		Gainesville
1947	L	14	20		Montgomery
1948	W	16	9		Tampa
1949	T	14	14		Mobile
1950	W	27	7		Gainesville
1951	L	13	14		Auburn
1952	W	31	21	17/NR	Gainesville
1953	L	7	16		Auburn
1954	W	19	13	20/NR	Gainesville
1955	L	0	13		Auburn
1956	W	20	0		Gainesville
1957	L	0	13	19/4	Auburn
1958	L	5	6	NR/4	Gainesville
1959	L	0	6	NR/8	Auburn
1960	L	7	10	NR/14	Gainesville
1961	L	15	32		Auburn
1962	W	22	3	NR/10	Gainesville
1963	L	0	19	NR/5	Auburn
1964	W	14	0	10/NR	Gainesville
1965	L	17	28	7/NR	Auburn
1966	W	30	27	7/NR	Gainesville
1967	L	21	26		Auburn
1968	L	13	24	20/NR	Gainesville
1969	L	12	38	7/17	Auburn
1970	L	14	63	NR/12	Gainesville
1971	L	7	40	NR/5	Auburn
1972	L	20	26	NR/11	Gainesville
1973	W	12	8	NR/19	Auburn
1974	W	25	14	11/5	Gainesville
1975	W	31	14	11/NR	Auburn
1976	W	24	19	12/NR	Gainesville
1977	L	14	29	18/NR	Auburn
1978	W	31	7		Gainesville
1979	L	13	19	NR/20	Auburn
1980	W	21	10		Gainesville
1981	L	12	14		Auburn
1982	W	19	17	NR/19	Gainesville
1983	L	21	28	5/4	Auburn
1984	W	24	3	13/11	Gainesville
1985	W	14	10	2/6	Auburn
1986	W	18	17	NR/5	Gainesville

1987	L	6	29	10/6	Auburn
1988	L	0	16	NR/9	Gainesville
1989	L	7	10	19/12	Auburn
1990	W	48	7	15/4	Gainesville
1991	W	31	10	6/NR	Auburn
1992	W	24	9	23/NR	Gainesville
1993	L	35	38	4/19	Auburn
1994	L	33	36	1/6	Gainesville
1995	W	49	38	3/7	Auburn
1996	W	51	10	1/16	Gainesville
1997	W	24	10	7/6	Auburn
1998	W	24	3	5/NR	Gainesville
1999	W	32	14	7/NR	Auburn
2000	W	28	6	7/18	Atlanta*
2000	W	38	7	10/19	Gainesville
2001	L	20	23	1/NR	Auburn
2002W (OT)	30	23	NR/NR		Gainesville
2006	L	17	27	2/11	Auburn
2007	L	17	20	4/NR	Gainesville
2011	L	6	17	RV/24	Auburn

**Florida State**

**Florida leads series 34-25-2**

Year	W/L	UF	FSU	Rank (UF/FSU)	Location
1958	W	21	7	12/NR	Gainesville
1959	W	18	8		Gainesville
1960	W	3	0		Gainesville
1961	T	3	3		Gainesville
1962	W	20	7		Gainesville
1963	W	7	0		Gainesville
1964	L	7	16		Tallahassee
1965	W	30	17		Gainesville
1966	W	22	19	10/NR	Tallahassee
1967	L	16	21		Gainesville
1968	W	9	3	5/NR	Tallahassee
1969	W	21	6	12/NR	Gainesville
1970	W	38	27		Tallahassee
1971	W	17	15	NR/19	Gainesville
1972	W	42	13	NR/13	Tallahassee
1973	W	49	0		Gainesville
1974	W	24	14	14/NR	Tallahassee
1975	W	34	8	14/NR	Gainesville
1976	W	33	26	12/NR	Tallahassee
1977	L	9	37	NR/19	Gainesville
1978	L	21	38		Tallahassee
1979	L	16	27	NR/5	Gainesville
1980	L	13	17	NR/3	Tallahassee
1981	W	35	3		Gainesville
1982	W	13	10	NR/15	Tallahassee
1983	W	53	14	12/NR	Gainesville
1984	W	27	17	3/12	Tallahassee
1985	W	38	14	6/12	Gainesville
1986	W	17	13		Tallahassee
1987	L	14	28	NR/3	Gainesville
1988	L	17	52	NR/5	Tallahassee
1989	L	17	24	NR/6	Gainesville
1990	L	30	45	6/8	Tallahassee
1991	W	14	9	5/3	Gainesville
1992	L	24	45	6/3	Tallahassee
1993	L	21	33	7/1	Gainesville
1994	L	17	23	5/7	New Orleans§
1994	T	31	31	4/7	Tallahassee
1995	W	35	24	3/6	Gainesville
1996	L	21	24	1/2	Tallahassee
1996	W	52	20	3/1	New Orleans§

1997	W	32	29	10/2	Gainesville
1998	L	12	23	4/5	Tallahassee
1999	L	23	30	3/1	Gainesville
2000	L	7	30	4/3	Tallahassee
2001	W	37	13	4/20	Gainesville
2002	L	14	31	15/23	Tallahassee
2003	L	34	38	11/9	Gainesville
2004	W	20	13	NR/10	Tallahassee
2005	W	34	7	19/23	Gainesville
2006	W	21	14	4/NR	Tallahassee
2007	W	45	12	12/NR	Gainesville
2008	W	45	15	2/23	Tallahassee
2009	W	37	10	1/NR	Gainesville
2010	L	7	31	NR/22	Tallahassee
2011	L	7	21		Gainesville
2012	W	37	26	6/10	Tallahassee
2013	L	7	37	NR/2	Gainesville
2014	L	19	24	NR/3	Tallahassee
2015	L	2	27	10/14	Gainesville
2016	L	13	31	13/31	Tallahassee

**Georgia**

**Georgia leads series 49-43-2**

Year	W/L	UF	UGA	Rank (UF/UGA)	Location
1915	L	0	39		Jacksonville
1916	L	0	21		Athens
1919	L	0	16		Tampa
1920	L	0	56		Athens
1926	L	9	32		Athens
1927	L	0	28		Jacksonville
1928	W	26	6		Savannah
1929	W	18	6		Jacksonville
1930	T	0	0		Savannah
1931	L	6	33		Gainesville
1932	L	12	33		Athens
1933	L	0	14		Jacksonville
1934	L	0	14		Jacksonville
1935	L	0	7		Jacksonville
1936	L	8	26		Jacksonville
1937	W	6	0		Jacksonville
1938	L	6	19		Jacksonville
1939	L	2	6		Jacksonville
1940	W	18	13		Jacksonville
1941	L	3	19		Jacksonville
1942	L	0	75	NR/1	Jacksonville
1944	L	12	38		Jacksonville
1945	L	0	34		Jacksonville
1946	L	14	33	NR/5	Jacksonville
1947	L	6	34		Jacksonville
1948	L	12	20	NR/13	Jacksonville
1949	W	28	7		Jacksonville
1950	L	0	6		Jacksonville
1951	L	6	7		Jacksonville
1952	W	30	0	20/NR	Jacksonville
1953	W	21	7		Jacksonville
1954	L	13	14		Jacksonville
1955	W	19	13		Jacksonville
1956	W	28	0	13/NR	Jacksonville
1957	W	22	0		Jacksonville
1958	W	7	6	19/NR	Jacksonville
1959	L	10	21	NR/11	Jacksonville
1960	W	22	14		Jacksonville
1961					

1964	L	7	14	9/NR	Jacksonville
1965	W	14	10		Jacksonville
1966	L	10	27	7/NR	Jacksonville
1967	W	17	16		Jacksonville
1968	L	0	51	NR/9	Jacksonville
1969	T	13	13	13/16	Jacksonville
1970	W	24	17		Jacksonville
1971	L	7	49	NR/7	Jacksonville
1972	L	7	10		Jacksonville
1973	W	11	10		Jacksonville
1974	L	17	16	6/NR	Jacksonville
1975	L	7	10	11/NR	Jacksonville
1976	L	27	41	10/7	Jacksonville
1977	W	22	17		Jacksonville
1978	L	22	24	NR/11	Jacksonville
1979	L	10	33		Jacksonville
1980	L	21	26	20/2	Jacksonville
1981	L	21	26	NR/4	Jacksonville
1982	L	0	44	20/3	Jacksonville
1983	L	9	10	9/4	Jacksonville
1984	W	27	0	10/8	Jacksonville
1985	L	3	24	1/17	Jacksonville
1986	W	31	19	NR/19	Jacksonville
1987	L	10	23	17/10	Jacksonville
1988	L	3	26	NR/19	Jacksonville
1989	L	10	17	20/NR	Jacksonville
1990	W	38	7	10/NR	Jacksonville
1991	W	45	13	6/23	Jacksonville
1992	W	26	24	20/7	Jacksonville
1993	W	33	26	10/NR	Jacksonville
1994	W	52	14	5/NR	Gainesville
1995	W	52	17	3/NR	Athens
1996	W	47	7	1/NR	Jacksonville
1997	L	17	37	6/14	Jacksonville
1998	W	38	7	5/11	Jacksonville
1999	W	30	14	5/10	Jacksonville
2000	W	34	23	8/13	Jacksonville
2001	W	24	10	6/15	Jacksonville
2002	W	20	13	NR/5	Jacksonville
2003	W	16	13	23/4	Jacksonville
2004	L	24	31	NR/7	Jacksonville
2005	W	14	10	16/4	Jacksonville
2006	W	21	14	9/25	Jacksonville
2007	L	30	42	9/20	Jacksonville
2008	W	49	10	5/8	Jacksonville
2009	W	41	17	1/NR	Jacksonville
2010W (OT)	34	31	NR/NR	Jacksonville	
2011	L	20	24	NR/22	Jacksonville
2012	L	9	17	6/12	Jacksonville
2013	L	20	23		Jacksonville
2014	W	38	20	NR/9	Jacksonville
2015	W	27	3	11/NR	Jacksonville
2016	W	24	10	14/NR	Jacksonville

## Kentucky

### Florida leads series 50-17

Year	W/L	UF	UK	Rank (UF/UK)	Location
1917	L	0	52		Lexington
1926	L	13	18		Jacksonville
1927	W	27	6		Jacksonville
1931	L	2	7		Jacksonville
1935	L	6	15		Lexington
1936	L	0	7		Lexington
1937	W	6	0		Gainesville
1948	L	15	34		Lexington

1949	L	0	35	NR/14	Tampa
1950	L	6	40	17/5	Lexington
1951	L	6	14	NR/17	Gainesville
1952	W	27	0	17/NR	Gainesville
1953	L	13	26		Lexington
1954	W	21	7		Gainesville
1955	L	7	10		Lexington
1956	L	8	17		Gainesville
1957	W	14	7		Lexington
1967	W	28	12		Gainesville
1968	W	16	14		Lexington
1969	W	31	6		Gainesville
1970	W	24	13		Tampa
1971	W	35	24		Gainesville
1972	W	40	0		Gainesville
1973	L	20	18		Gainesville
1974	L	24	41	9/NR	Lexington
1975	W	48	7	14/NR	Gainesville
1976	L	9	28	15/NR	Lexington
1977	L	7	14	NR/7	Gainesville
1978	W	18	16		Lexington
1979	L	3	31		Gainesville
1980	W	17	15	20/NR	Lexington
1981	W	33	12		Gainesville
1982	W	39	13		Lexington
1983	W	24	7	14/NR	Gainesville
1984	W	25	17	5/NR	Lexington
1985	W	15	13	11/NR	Gainesville
1986	L	3	10		Lexington
1987	W	27	14		Gainesville
1988	W	24	19		Lexington
1989	W	38	28		Gainesville
1990	W	47	15	6/NR	Lexington
1991	W	35	26	5/NR	Gainesville
1992	W	35	19	4/NR	Gainesville
1993	W	24	20	7/NR	Lexington
1994	W	73	7	2/NR	Gainesville
1995	W	42	7	5/NR	Lexington
1996	W	65	0	1/NR	Gainesville
1997	W	55	28	1/NR	Lexington
1998	W	51	35	8/25	Gainesville
1999	W	38	10	3/NR	Lexington
2000	W	59	31	3/NR	Gainesville
2001	W	44	10	2/NR	Lexington
2002	W	41	34	7/NR	Gainesville
2003	W	24	21	25/NR	Lexington
2004	W	20	3	16/NR	Gainesville
2005	W	49	28	5/NR	Lexington
2006	W	26	7	5/NR	Gainesville
2007	W	45	37	14/8	Lexington
2008	W	63	5	5/NR	Gainesville
2009	W	41	7	1/NR	Lexington
2010	W	48	14	9/NR	Gainesville
2011	W	48	10	15/NR	Lexington
2012	W	38	0	14/NR	Gainesville
2013	W	24	7	20/NR	Lexington
2014W (OT)	36	30	RV/NR	Gainesville	
2015	W	14	9		Lexington
2016	W	45	7	RV/NR	Gainesville

## LSU

### Florida leads series 32-28-3

Year	W/L	UF	LSU	Rank (UF/LSU)	Location
1937	L	0	19		Baton Rouge
1941	L	7	10		Baton Rouge

1953	T	21	21	NR/14	Gainesville
1954	L	7	20	18/NR	Baton Rouge
1955	W	18	14		Gainesville
1956	W	21	6		Baton Rouge
1957	W	22	14	NR/10	Gainesville
1958	L	7	10	NR/3	Baton Rouge
1959	L	0	9	NR/1	Gainesville
1960	W	13	10		Baton Rouge
1961	L	0	23	NR/7	Gainesville
1962	L	0	23	NR/6	Baton Rouge
1963	L	0	14		Gainesville
1964	W	20	6		Baton Rouge
1965	W	14	7	NR/5	Gainesville
1966	W	28	7	8/NR	Baton Rouge
1967	L	6	37		Gainesville
1971	L	7	48	NR/16	Baton Rouge
1972	T	3	3	NR/8	Gainesville
1973	L	3	24	NR/10	Baton Rouge
1974	W	24	14	13/NR	Gainesville
1975	W	34	6	20/NR	Baton Rouge
1976	W	28	23	19/11	Gainesville
1977	L	14	36	9/NR	Baton Rouge
1978	L	21	34	NR/11	Gainesville
1979	L	3	20	NR/17	Baton Rouge
1980	L	7	24	19/NR	Gainesville
1981	W	24	10		Baton Rouge
1982	L	13	24	4/NR	Gainesville
1983	W	31	17	12/16	Baton Rouge
1984	T	21	21		Gainesville
1985	W	20	0	11/8	Baton Rouge
1986	L	17	28	NR/18	Gainesville
1987	L	10	13	19/7	Baton Rouge
1988	W	19	6	17/14	Gainesville
1989	W	16	13		Baton Rouge
1990	W	34	8	10/NR	Gainesville
1991	W	16	0	13/NR	Baton Rouge
1992	W	28	21	23/NR	Gainesville
1993	W	58	3	5/NR	Baton Rouge
1994	W	42	18	1/NR	Gainesville
1995	W	28	10	3/21	Baton Rouge
1996	W	56	13	1/12	Gainesville
1997	L	21	28	1/14	Baton Rouge
1998	W	22	10	6/11	Gainesville
1999	W	31	10	8/NR	Baton Rouge
2000	W	41	9	12/NR	Gainesville
2001	W	44	15	2/18	Baton Rouge
2002	L	7	36	16/18	Gainesville
2003	W	19	7	NR/6	Baton Rouge
2004	L	21	24	12/24	Gainesville
2005	L	17	21	11/10	Baton Rouge
2006	W	23	10	5/9	Gainesville
2007	L	24	28	9/1	Baton Rouge
2008	W	51	21	11/4	Gainesville
2009	W	13	3	1/4	Baton Rouge
2010	L	29	33	14/12	Gainesville
2011	L	11	41	17/1	Baton Rouge
2012	W	14	6	10/4	Gainesville
2013	L	6	17	17/10	Baton Rouge
2014	L	27	30		Gainesville
2015	L	28	35	8/6	Baton Rouge
2016	W	16	10	21/16	Baton Rouge

## Ole Miss

### Ole Miss leads series 12-11-1

Year	W/L	UF	OM	Rank (UF/OM)	Location
1926	L	7	12		Gainesville
1934	T	13	13		Gainesville
1935	L	6	27		Oxford
1944	L	6	26		Jacksonville
1945	W	26	13		Jacksonville
1946	L	7	13		Jacksonville
1947	L	6	14		Jacksonville
1948	L	0	14		Gainesville
1958	L	3	7	14/11	Jacksonville#
1964	W	30	14		Gainesville
1965	W	17	0	10/NR	Oxford
1972	W	16	0		Oxford
1973	L	10	13		Gainesville
1980	W	15	3		Oxford
1981	W	49	3		Gainesville
1988	W	27	15		Jackson
1989	L	19	24		Gainesville
1994	W	38	14	1/NR	Oxford
1995	W	28	10	3/NR	Gainesville
2002	L	14	17	6/NR	Oxford
2003	L	17	20	24/NR	Gainesville
2007	W	30	24	3/NR	Oxford
2008	L	30	31	4/NR	Gainesville
2015	W	38	10	25/3	Gainesville

## Mississippi State

### Florida leads series 33-19-2

Year	W/L	UF	MS	Rank (UF/MS)	Location
1923	T	13	13		Jacksonville
1924	W	27	0		Montgomery
1925	W	12	0		Tampa
1936	L	0	7		Gainesville
1937	L	13	14		Starkville
1938	L	0	22		Starkville
1939	L	0	14		Gainesville
1940	L	7	27		Gainesville
1941	L	0	6		Starkville
1942	L	12	26	NR/16	Gainesville
1954	W	7	0		Gainesville
1955	W	20	14		Gainesville
1956	W	26	0		Starkville
1957	L	20	29		Gainesville
1958	L	7	14	18/11	Gainesville
1959	W	14	13	19/NR	Gainesville
1962	W	19	9		Jackson
1963	T	9	9		Gainesville
1964	W	16	13		Jackson
1965	L	13	18	8/NR	Gainesville
1966	W	28	7		Gainesville
1967	W	24	7		Jackson
1968	W	31	14	4/NR	Gainesville
1969	W	47	35	12/NR	Jackson
1970	W	34	13	14/NR	Gainesville
1971	L	10	13		Jackson
1972	W	28	13		Gainesville
1973	L	12	33	16/NR	Jackson
1974	W	29	13		Gainesville
1975	W	27	10	19/NR	Jackson
1976	W	34	30		Gainesville
1977	W	24	22	13/12	Jackson
1978	W	34	0		Gainesville
1979	L	10	24		Jackson

1980	W	21	15		Gainesville
1981	L	7	28	NR/12	Jackson
1982	W	27	17	5/NR	Gainesville
1983	W	35	12	15/NR	Starkville
1984	W	27	12		Gainesville
1985	W	36	22	11/NR	Starkville
1986	L	10	16		Starkville
1987	W	38	3		Gainesville
1988	W	17	0	20/NR	Gainesville
1989	W	21	0		Tampa
1990	W	34	21	17/NR	Gainesville
1991	W	29	7	14/21	Orlando
1992	L	6	30	13/24	Starkville
1993	W	38	24	5/NR	Gainesville
2000	L	35	47	3/NR	Starkville
2001	W	52	0	2/21	Gainesville
2004	L	31	38	19/NR	Starkville
2005	W	35	9	13/NR	Gainesville
2009	W	29	19	2/NR	Starkville
2010	L	7	10	22/NR	Gainesville

**Missouri**

**Series tied 3-3**

Year	W/L	UF	UM	Rank (UF/UM)	Location
1965	L	18	20	NR/6	New Orleans
2012	W	14	7	8/NR	Gainesville
2013	L	17	36	22/14	Columbia
2014	L	13	42		Gainesville
2015	W	21	3	11/NR	Columbia
2016	W	40	14	18/NR	Gainesville

**South Carolina**

**Florida leads series 26-8-3**

Year	W/L	UF	SC	Rank (UF/SC)	Location
1911	T	6	6		Columbia
1912	W	10	6		Gainesville
1913	L	0	13		Columbia
1917	W	21	13		Gainesville
1919	W	13	0		Columbia
1921	T	7	7		Tampa
1929	W	20	7		Columbia
1931	T	6	6		Tampa
1935	W	22	0		Tampa
1936	L	0	7		Columbia
1939	L	0	6		Columbia
1964	W	37	0		Gainesville

1992	W	14	9	11/NR	Gainesville
1993	W	37	26	8/NR	Columbia
1994	W	48	17	4/NR	Gainesville
1995	W	63	7	3/NR	Columbia
1996	W	52	25	1/NR	Gainesville
1997	W	48	21	12/NR	Columbia
1998	W	33	14	4/NR	Gainesville
1999	W	20	3	4/NR	Columbia
2000	W	41	21	5/21	Gainesville
2001	W	54	17	4/14	Columbia
2002	W	28	7	20/NR	Gainesville
2003	W	24	22	15/NR	Columbia
2004	W	48	14		Gainesville
2005	L	22	30	12/NR	Columbia
2006	W	17	16	6/NR	Gainesville
2007	W	51	31	17/NR	Columbia
2008	W	56	6	3/24	Gainesville
2009	W	24	14	1/NR	Columbia
2010	L	14	36	24/22	Gainesville
2011	L	12	17	NR/15	Columbia
2012	W	44	11	3/9	Gainesville
2013	L	14	19	NR/11	Columbia
2014 L (OT)	20	23			Gainesville
2015	W	24	14	11/NR	Columbia
2016	W	20	7	22/NR	Gainesville

**Tennessee**

**Florida leads series 26-20**

Year	W/L	UF	UT	Rank (UF/UT)	Location
1916	L	0	24		Tampa
1921	L	0	9		Knoxville
1928	L	12	13		Knoxville
1930	L	6	13		Jacksonville
1932	L	13	32		Jacksonville
1933	L	6	13		Knoxville
1940	L	0	14	NR/5	Knoxville
1944	L	0	40	NR/15	Knoxville
1952	L	12	26	18/7	Knoxville
1953	L	7	9	NR/18	Gainesville
1954	W	14	0		Knoxville
1955	L	0	20		Gainesville
1969	W	14	13	15/11	Jacksonville#
1970	L	7	38	NR/11	Knoxville
1971	L	13	20	NR/12	Gainesville
1976	W	20	18	11/NR	Knoxville
1977	W	27	17	19/NR	Gainesville

1984	W	43	30	18/NR	Knoxville
1985	W	17	10	7/14	Gainesville
1990	L	3	45	9/5	Knoxville
1991	W	35	18	10/4	Gainesville
1992	L	14	31	4/14	Knoxville
1993	W	41	34	9/5	Gainesville
1994	W	31	0	1/15	Knoxville
1995	W	62	37	4/8	Gainesville
1996	W	35	29	4/2	Knoxville
1997	W	33	20	3/4	Gainesville
1998 L (OT)	17	20	2/6		Knoxville
1999	W	23	21	4/2	Gainesville
2000	W	27	23	6/11	Knoxville
2001	L	32	34	2/5	Gainesville
2002	W	30	13	10/4	Knoxville
2003	L	10	24	17/12	Gainesville
2004	L	28	30	11/13	Knoxville
2005	W	16	7	6/5	Gainesville
2006	W	21	20	7/13	Knoxville
2007	W	59	20	5/22	Gainesville
2008	W	30	6	4/NR	Knoxville
2009	W	23	13	1/NR	Gainesville
2010	W	31	17	10/NR	Knoxville
2011	W	33	23	16/RV	Gainesville
2012	W	37	20	18/23	Knoxville
2013	W	31	17	19/NR	Gainesville
2014	W	10	9		Knoxville
2015	W	28	27		Gainesville
2016	L	28	38	19/14	Knoxville

**Texas A&M**

**Florida leads series 2-1**

Year	W/L	UF	TAMU	Rank (UF/TAMU)	Location
1962	W	42	6		Gainesville
1976	L	14	37	NR/10	El Paso@
2012	W	20	17	24/RV	College Station

**Vanderbilt**

**Florida leads series 38-10-2**

Year	W/L	UF	VU	Rank (UF/VU)	Location
1945	L	0	7		Gainesville
1946	L	0	20		Nashville
1949	L	17	22		Jacksonville
1950	W	31	27	NR/13	Nashville
1951	W	33	13		Gainesville
1952	L	13	20		Nashville

1955	L	6	21		Nashville
1956	W	21	7		Nashville
1957	W	14	7		Gainesville
1958	T	6	6	18/NR	Gainesville
1959	L	6	13	19/NR	Nashville
1960	W	12	0		Gainesville
1961	W	7	0		Nashville
1962	W	42	7		Gainesville
1963	W	21	0		Nashville
1966	W	13	0		Nashville
1967	W	27	22		Gainesville
1968	T	14	14	15/NR	Nashville
1969	W	41	20	10/NR	Gainesville
1974	L	10	24	8/NR	Nashville
1975	W	35	0	18/NR	Gainesville
1982	L	29	31	14/NR	Nashville
1983	W	29	10	9/NR	Gainesville
1988	L	9	24	20/NR	Nashville
1989	W	34	11	25/NR	Gainesville
1992	W	41	21	9/NR	Nashville
1993	W	52	0	8/NR	Gainesville
1994	W	24	7	3/NR	Nashville
1995	W	38	7	3/NR	Gainesville
1996	W	28	21	1/NR	Nashville
1997	W	20	7	13/NR	Gainesville
1998	W	45	13	5/NR	Nashville
1999	W	13	6	5/NR	Gainesville
2000	W	43	20	6/NR	Nashville
2001	W	71	13	4/NR	Gainesville
2002	W	21	17	23/NR	Nashville
2003	W	35	17	17/NR	Gainesville
2004	W	34	17		Nashville
2005W (20T)	49	42	13/NR		Gainesville
2006	W	25	19	7/NR	Nashville
2007	W	49	22	18/NR	Gainesville
2008	W	42	14	4/NR	Nashville
2009	W	27	3	1/NR	Gainesville
2010	W	55	14		Nashville
2011	W	26	21		Gainesville
2012	W	31	17	4/NR	Nashville
2013	L	17	34		Gainesville
2014	W	34	10		Nashville
2015	W	9	7	11/NR	Gainesville
2016	W	13	7	23/NR	Nashville

**GATORS ON COLLEGE GAMEDAY**

11/25/95	Gainesville, Fla.	Florida (3) vs Florida State (6)	W	35-24
1/2/96	Tempe, Ariz.	Florida (2) vs Nebraska (1) (Fiesta Bowl)	L	24-62
9/21/96	Knoxville, Tenn.	Florida (4) at Tennessee (2)	W	35-29
11/30/96	Tallahassee, Fla.	Florida (1) at Florida State (2)	L	21-24
1/2/97	New Orleans, La.	Florida (3) vs Florida State (1) (Sugar Bowl)	W	52-20
9/20/97	Gainesville, Fla.	Florida (3) vs Tennessee (4)	W	33-20
10/11/97	Baton Rouge, Fla.	Florida (1) at LSU (14)	L	21-28
10/18/97	Auburn, Ala.	Florida (7) at Auburn (6)	W	24-10
11/22/97	Gainesville, Fla.	Florida (10) vs Florida State (2)	W	32-29
9/18/99	Gainesville, Fla.	Florida (4) vs Tennessee (2)	W	23-21
10/30/99	Jacksonville, Fla.	Florida (5) vs Georgia (10)	W	30-14
11/20/99	Gainesville, Fla.	Florida (3) vs Florida State (1)	L	23-30
9/16/00	Knoxville, Tenn.	Florida (6) at Tennessee (11)	W	27-23
11/18/00	Tallahassee, Fla.	Florida (4) at Florida State (3)	L	7-30
11/10/01	Columbia, S.C.	Florida (4) at South Carolina (14)	W	54-17
12/1/01	Gainesville, Fla.	Florida (2) vs Tennessee (5)	L	32-34
9/7/02	Gainesville, Fla.	Florida (6) vs Miami (1)	L	16-41
9/21/02	Knoxville, Tenn.	Florida (10) at Tennessee (4)	W	30-13
11/2/02	Jacksonville, Fla.	Florida (NR) vs Georgia (5)	W	20-13

11/29/03	Gainesville, Fla.	Florida (11) vs Florida State (9)	L	34-38
10/29/05	Jacksonville, Fla.	Florida (16) vs Georgia (4)	W	14-10
10/7/06	Gainesville, Fla.	Florida (5) vs LSU (9)	W	23-10
10/14/06	Auburn, Ala.	Florida (2) at Auburn (11)	L	17-27
1/8/07	Glendale, Ariz.	Florida (2) vs Ohio State (1) (BCS CG)	W	41-14
10/6/07	Baton Rouge, La.	Florida (9) at LSU (1)	L	24-28
10/20/07	Lexington, Ky.	Florida (14) at Kentucky (8)	W	45-37
9/6/08	Gainesville, Fla.	Florida (5) vs Miami (NR)	W	26-3
12/6/08	Atlanta, Ga.	Florida (2) vs Alabama (1) (SEC CG)	W	31-20
1/8/09	Miami Gardens, Fla.	Florida (1) vs Oklahoma (2) (BCS CG)	W	24-14
10/10/09	Baton Rouge, La.	Florida (1) at LSU (4)	W	13-3
11/28/09	Gainesville, Fla.	Florida (1) vs Florida State (NR)	W	37-10
12/5/09	Atlanta, Ga.	Florida (1) vs Alabama (2) (SEC CG)	L	13-32
9/8/12	College Station, Texas	Florida (24) at Texas A&M (NR)	W	20-17
9/15/12	Knoxville, Tenn.	Florida (18) at Tennessee (23)	W	37-20
10/20/12	Gainesville, Fla.	Florida (3) vs South Carolina (9)	W	44-11
1/2/13	New Orleans, La.	Florida (4) vs Louisville (22)	L	23-33
9/24/16	Knoxville, Tenn.	Florida (19) at Tennessee (14)	L	28-38

**Appearances: 37\***

**Overall Record: 24-13**

\*On 4/12/08, UF became the first school to have College GameDay on site for its spring game.



## THE SWAMP

### Quick Facts

Seasons:	87 (first season was 1930)
Record:	327-104-13 (.751)
UF vs SEC:	152-64-7 (.697)
Capacity:	88,548
Largest Crowd:	90,916 (11/28/2015 vs Florida St)
Longest Win Streak:	30 (10/29/1994 – 9/18/1999)
Largest Margin of Victory:	76 (82-6 vs Central Mich, 1997)

### Ben Hill Griffin Stadium Best Seasonal Attendance Average

2009	90,635
2008	90,544
2010	90,511
2006	90,409
2007	90,388
2005	90,177
2015	90,065
2011	89,061
2004	88,409
<b>2016</b>	<b>87,846</b>
2013	87,440
2014	85,834
1999	85,493
1997	85,463
2001	85,432
1996	85,404
1998	85,299
1994	85,284
2000	85,253

### Longest Home Win Streaks in Florida History

Games	Started	Ended
30	10/29/1994	10/2/1999
23	9/8/1990	11/27/1993
20	11/28/1909	10/20/1917
18	10/16/2004	9/30/2007
17	9/12/1981	9/8/1984
17	11/17/1973	10/8/1977

### Home Records Since 1990

	Record	Pct.
1. Florida State	134-22-1	.857
2. Florida	146-25	.854
3. Nebraska	156-27	.853
4. Kansas State	143-31-1	.820
5. Texas A&M	130-39-1	.768

## STEVE SPURRIER-FLORIDA FIELD RECORDS

### Offensive Team Records

#### Rushing Yards

531 vs Utah, 1977
466 vs New Mexico, 1989
454 vs Vanderbilt, 1975
415 vs Houston, 1976
404 vs Duke, 1975
394 vs The Citadel, 2008
394 vs West Texas St, 1982
393 vs Cincinnati, 1984
391 vs Duke, 1974
390 vs Furman, 1950

#### Passing Yards

512 vs SW Louisiana, 1993
506 vs Northern Illinois, 1995
471 vs Northern Illinois, 1991
463 vs Southern Miss, 1994
452 vs Kentucky, 1998
449 vs Mississippi St, 1993
443 vs Florida St, 1995
433 vs UCF, 2006
420 vs South Carolina, 1994
414 vs South Carolina, 1998

#### Total Offense

774 vs West Texas St, 1982
708 vs Central Mich, 1997
705 vs The Citadel, 2008
695 vs Northern Illinois, 1995
665 vs Eastern Mich, 2014
663 vs Troy, 2009
658 vs Ga Southern, 1996
642 vs SW Louisiana, 1993
637 vs UCF, 2006
635 vs LSU, 1996

### Offensive Individual Records

#### Rushing Yards

316—Emmitt Smith, vs New Mexico, 1989
210—Ciatrick Fason, vs Kentucky, 2004
204—Jimmy DuBose, vs Florida St, 1975
202—Emmitt Smith, vs Vanderbilt, 1989
199—Chuck Hunsinger, vs Furman, 1949
193—Errict Rhett, vs Kentucky, 1992
180—Jimmy DuBose, vs Vanderbilt, 1975
179—John L. Williams, vs West Texas St, 1982
177—Bobby Forbes, vs Jax NAS, 1944
175—Emmitt Smith, vs Temple, 1987

#### Longest Rushing Plays

96—Emmitt Smith vs Mississippi St, 1988
91—Willie Wilder vs Mississippi St, 1976
86—John L. Williams vs West Texas St, 1982
84—Bobby Lance vs Auburn, 1954
90—Percy Harvin vs South Carolina, 2008
80—Jimmy DuBose vs Vanderbilt, 1975
76—Chris Rainey vs Charleston So, 2009
75—Bob Hoover vs Texas A&M, 1962
75—Lorenzo Hampton vs West Texas St, 1982

#### Passing Yards

458—Eric Kresser vs Northern Illinois, 1995
449—Danny Wuerffel vs Mississippi St, 1993
448—Terry Dean vs SW Louisiana, 1993
443—Danny Wuerffel vs Florida St, 1995
381—Danny Wuerffel vs Tennessee, 1995
362—Shane Matthews vs Kentucky, 1991
360—Doug Johnson vs South Carolina, 1998
357—Danny Wuerffel vs South Carolina, 1994
352—Chris Leak vs UCF, 2006
351—Shane Matthews vs Mississippi St, 1990

#### Receiving Yards

222—Travis McGriff vs South Carolina, 1998
216—Demarcus Robinson vs Kentucky, 2014
199—Chris Doering vs Mississippi St, 1993
192—Ike Hilliard vs Florida St, 1995
186—Percy Harvin vs Ole Miss, 2008
185—Jacquez Green vs Tennessee, 1997
182—Carlos Alvarez vs Houston, 1969
169—Chris Doering vs Vanderbilt, 1995
168—Jabar Gaffney vs South Carolina, 2000
165—Cris Collinsworth vs Mississippi St, 1978

#### Consecutive Completions

17—Chris Leak vs Wyoming, 2005
--------------------------------

#### Longest Passing Plays

96—Eric Kresser to Jacquez Green vs Northern Illinois, 1995
92—Kyle Morris to Stacey Simmons vs Montana St, 1988
87—Eric Kresser to Reidel Anthony vs Southern Miss, 1994
84—Kyle Morris to Tony Lomack vs Louisiana Tech, 1989
83—John Brantley to Chris Rainey vs Tennessee, 2011
82—Kerwin Bell to Frankie Neal vs Florida St, 1985
80—John Brantley to Andre Debose vs Furman, 2011
80—Chris Leak to Chad Jackson vs Louisiana Tech, 2005

#### 78—Luke Del Rio to Antonio Callaway vs Kentucky, 2016

#### 77—Will Grier to Brandon Powell vs Ole Miss, 2015

77—Kyle Morris to Stacey Simmons vs Indiana St, 1988
77—Tim Tebow to Deonte Thompson vs Arkansas, 2009
77—Danny Wuerffel to Jacquez Green vs Vanderbilt, 1995

#### Total Offense

460—Eric Kresser vs Northern Illinois 1995, 458 pass, 2 run
428—Danny Wuerffel vs Mississippi St 1993, 449 pass, -21 run
424—Tim Tebow vs South Carolina 2007, 304 pass, 120 run
418—Terry Dean vs SW Louisiana 1993, 448 pass, -30 run
407—Danny Wuerffel vs Florida St 1995, 443 pass, -36 run
377—Danny Wuerffel vs Tennessee 1995, 381 pass, -4 run
375—Doug Johnson vs South Carolina 1998, 360 pass, 15 run
369—Tim Tebow vs Florida Atlantic 2007, 338 pass, 31 run
368—Chris Leak vs UCF 2006, 352 pass, 16 run
360—Tim Tebow vs Tennessee, 299 pass, 61 run

**HISTORY OF STEVE SPURRIER-FLORIDA FIELD**

**1906-10** When the Gator football program started in 1906 under Head Coach James Forsythe, prior to the existence of The Swamp, Florida played home football games in downtown Gainesville at the "Ballpark," which was located south of Market St. (now SW 5th Ave.) and bordered to the east by Garden St. (SW 1st St.), to the west by Arredonda St. (SW 3rd St.) and to the south by Depot Ave. The Gators compiled an 14-0-1 record from 1906-10.

**1911-29** From 1911-29, Florida football was in an area situated just north of the current Ben Hill Griffin Stadium. This area was known as the University Park and the University Athletic Field until the fall of 1915 when it was renamed Fleming Field. The Gators went 48-6-1 on this site.

**April 16, 1930** Construction begins on original Florida Field.

**October 27, 1930** Construction completed on original Florida Field (capacity 21,769). The original stadium consisted of the lower half of the current stadium.

**November 8, 1930** Dedication of Florida Field as sellout crowd of 21,769 watches Florida vs Alabama. The legendary Red Barber, a UF student, called the play-by-play.

**October 13, 1934** Florida Field dedicated to memory of servicemen who died in World War I.

**December 16, 1949** Plans drawn to add 11,200 seats to west stands. Expansion completed for 1950 season, bringing total capacity, including temporary bleachers, to 40,116.

**September 23, 1950** The first night game is played at Florida Field vs The Citadel.

**December, 1965** Construction started on the 10,000-seat addition on the east side, bringing permanent seating to 56,164. Also, temporary bleachers were moved into the south end zone for total capacity of 62,800 during 1966 season.

**April, 1971** Artificial surface installed.

**August, 1982** Completion of south end zone, bringing capacity to 72,000. Athletic training center, skybox tower and modern press box also involved in this project.

**September 9, 1989** Football stadium named Ben Hill Griffin Stadium at Florida Field during dedication ceremonies. The stadium is named in honor of Ben Hill Griffin Jr., a life-long Gator supporter and fan who had been extremely benevolent and generous to several sectors at UF.

**June 30, 1990** Natural grass replaced the artificial turf at Florida Field.

**September, 1991** Construction completed on new north end zone. Capacity stood at 83,000, making Florida Field one of the eight largest on-campus collegiate football stadiums in the nation and the largest stadium in the state of Florida. The north end zone addition cost \$17 million, but involved no state funding.

**November 30, 1991** Ben Hill Griffin Stadium became the site of the largest football crowd (collegiate or professional) in state of Florida history (85,461 vs Florida St.). During the 1991 and 1992 seasons, the stadium was the site of the 12 largest crowds in state history.

**October 12, 1991** The official dedication of the new north end zone was held as Florida played Tennessee. Red Barber, who called the original dedication game in 1930, was UF's special guest of honor.

**End of 1991 Season** Head Coach Steve Spurrier tagged Ben Hill Griffin Stadium at Florida Field "The Swamp." Spurrier says, "The Swamp is where Gators live. We feel comfortable there, but we hope our opponents feel tentative. A swamp is hot and sticky and can be dangerous."

**Prior to 1998 Season** Florida completed a \$5 million renovation of the Ben Hill Griffin Training Complex in the south end zone, making the facility one of the nation's elite.

**Prior to 2003 Season** Construction was completed on a two-year, \$50 million stadium expansion/renovation that included the addition of 2,900 luxury club seats, expanded press level, renovated and enlarged Bull Gator Deck, enlarged President's Suite and 34 additional suites funded by private support from Gator Boosters and fans.

**Prior to 2004 Season** A high-resolution video board highlighted the brand new Daktronics scoreboard in the north end of Ben Hill Griffin Stadium. In addition, a state-of-the-art sound system was installed throughout the stadium. The project cost was \$2 million.

**February, 2007** Construction to the southwest area of the stadium began, including renovation to the football offices, weight room, training room and team areas.

**August, 2008** The \$28 million in construction and renovation to the James W. "Bill" Heavener Football Complex was completed, including an expansion of the strength and conditioning room, a new Gator Room, renovation to the football offices and a trophy complex with a tribute to Gator greats.

**August, 2009** Prior to the 2009 season, construction was completed on a \$5.6 million project installing Daktronics HD-16 high resolution screens to replace the old north and south end zone scoreboards.

**April, 2011** Statues of Florida's three Hesiman winners -- Steve Spurrier, Danny Wuerffel and Tim Tebow -- were unveiled on the west side of the stadium at halftime of the spring game.

**Prior to 2012 Season** Renovations to the West Concourse resulted in enhanced restroom facilities, better overall lighting, improved crowd circulation and wider concessions with more points of sale, including new food items not previously offered in the stadium.

**June 9, 2016** The University of Florida's Board of Trustees voted to add Spurrier's name to Florida Field, where he starred as a player in the 1960s and returned in 1990 to begin a 12-year run as head coach and take the program to startling success. Steve Spurrier-Florida Field at Ben Hill Griffin Stadium was unveiled on Sept. 3, 2016 prior to UF's 2016 season opener against UMass.

**September 3, 2016** A "Chair of Honor" was installed in the concourse near Gate 16 in Ben Hill Griffin Stadium to honor POW and MIA soldiers. Dedicated in their memory, the chair is marked by a plaque with the following inscription: *This chair remains unoccupied to symbolize that those still listed as Prisoner of War or Missing in Action will always have a seat awaiting them at Steve Spurrier-Florida Field when they return home.* As part of the dedication, the family of Cmdr. Randolph Wright Ford was recognized. Ford, who lived in Gainesville and attended UF in 1954-55, was commissioned as a Naval officer, earned his Wings of Gold and was attached to Attack Squadron 86 on aircraft carrier USS America during the Vietnam War.

**Attendance Records**

**Ben Hill Griffin Stadium at Steve Spurrier-Florida Field**

Att.	Date	Opponent	W/L	Score
1.	90,916	November 28, 2015	Florida State	L 2-27
2.	90,907	November 28, 2009	Florida State	W 37-10
3.	90,894	September 19, 2009	Tennessee	W 23-13
4.	90,888	October 1, 2011	Alabama	L 10-38
5.	90,885	November 13, 2010	South Carolina	L 14-36
6.	90,883	October 20, 2012	South Carolina	W 44-11
7.	90,833	September 6, 2008	Miami (FL)	W 26-3
8.	90,824	October 6, 2012	LSU	W 14-6
9.	90,798	November 26, 2011	Florida State	L 7-21
10.	90,744	September 17, 2011	Tennessee	W 33-23
11.	90,721	October 9, 2010	LSU	L 29-33
12.	90,716	September 17, 2005	Tennessee	W 16-7
13.	90,714	October 7, 2006	LSU	W 23-10
14.	90,707	September 15, 2007	Tennessee	W 59-20
15.	90,707	September 3, 2005	Wyoming	W 32-14
16.	90,703	November 11, 2006	South Carolina	W 17-16
17.	90,694	November 7, 2009	Vanderbilt	W 27-3
18.	90,685	September 29, 2007	Auburn	L 17-20
19.	90,684	October 11, 2008	LSU	W 51-21
20.	90,669	November 26, 2005	Florida State	W 34-7

**The Swamp is Back**

The Gators are 11-1 under Jim McElwain at home, including a perfect 5-0 mark in 2016. Overall, Florida and Alabama (7-0) were the only two schools in the SEC to notch a perfect home record last season.

## ALL-TIME SHUTOUTS

1906	Rollins	6-0
1906	Jacksonville AC	19-0
1907	Columbia AC	6-0
1907	Riverside AC	21-0
1907	Riverside AC	17-0
1908	Riverside AC	4-0
1908	Columbia College	6-0
1908	Riverside AC	37-0
1909	Gainesville AC	5-0
1909	Rollins	14-0
1909	Olympics	11-0
1909	Olympics	28-0
1909	Tallahassee AC	26-0
1910	Gainesville Guards	23-0
1910	Georgia A&M	52-0
1910	Rollins	38-0
1910	Charleston	34-0
1910	Columbia	33-0
1911	Columbia	9-0
1911	Stetson	27-0
1911	College of Charleston	21-0
1912	College of Charleston	78-0
1912	Tampa AC	44-0
1912	Vedado Club	28-0
1913	Florida Southern	144-0
1913	Maryville	39-0
1913	Mercer	24-0
1914	Kings College	36-0
1914	Florida Southern	59-0
1914	Wofford	36-0
1914	The Citadel	7-0
1914	Mercer	14-0
1915	Florida Southern	45-0
1915	The Citadel	6-0
1919	Mercer	48-0
1919	Stetson	64-0
1919	South Carolina	13-0
1920	Newberry	21-0
1920	Florida Southern	13-0
1920	Mercer	30-0
1920	Stetson	21-0
1920	Stetson	36-0
1921	U.S. Infantry	6-0
1921	Rollins	33-0
1921	Mercer	7-0
1921	Howard	34-0

1922	Rollins	19-0
1922	American Legion	14-0
1922	Howard College	57-0
1922	Mississippi College	58-0
1922	Oglethorpe	12-0
1923	Rollins	28-0
1923	Stetson	27-0
1923	Southern	53-0
1924	Rollins	77-0
1924	Wake Forest	34-0
1924	Florida Southern	27-0
1924	Mississippi State	27-0
1924	Drake	10-0
1925	Mercer	24-0
1925	Florida Southern	9-0
1925	Rollins	65-0
1925	Clemson	42-0
1925	Mississippi State	12-0
1926	Florida Southern	16-0
1926	Clemson	33-0
1928	Florida Southern	26-0
1928	Auburn	27-0
1928	Mercer	73-0
1929	Southern	54-0
1929	Auburn	19-0
1930	N.C. State	27-0
1930	Auburn	7-0
1930	Chicago	19-0
1930	Clemson	27-0
1931	N.C. State	31-0
1932	Sewanee	19-0
1933	Stetson	28-0
1933	North Carolina	9-0
1933	Maryland	19-0
1934	N.C. State	14-0
1934	Stetson	14-0
1935	Stetson	34-0
1935	Sewanee	20-0
1935	South Carolina	22-0
1936	Stetson	32-0
1937	Stetson	18-0
1937	Sewanee	21-0
1937	Georgia	6-0
1938	Tampa	33-0
1939	Stetson	21-0
1939	Boston College	7-0

1939	Tampa	7-0
1939	Maryland	14-0
1939	Miami	13-0
1940	Tampa	23-0
1940	Maryland	19-0
1941	Randolph Macon	26-0
1941	Miami	14-0
1942	Randolph Macon	45-0
1942	Auburn	6-0
1944	Miami	13-0
1945	SW Louisiana	45-0
1945	Presbyterian	41-0
1949	The Citadel	13-0
1951	Wyoming	13-0
1952	The Citadel	33-0
1952	Georgia	30-0
1952	Kentucky	27-0
1953	Stetson	45-0
1953	The Citadel	60-0
1954	Mississippi State	7-0
1954	Tennessee	14-0
1955	George Washington	28-0
1956	Mississippi State	26-0
1956	Rice	7-0
1956	Auburn	20-0
1956	Georgia	28-0
1957	Wake Forest	27-0
1957	Georgia	22-0
1957	Miami	14-0
1959	Tulane	30-0
1960	Florida State	3-0
1960	Vanderbilt	12-0
1960	Miami	18-0
1961	Vanderbilt	7-0
1963	Vanderbilt	21-0
1963	Florida State	7-0
1964	South Carolina	37-0
1964	Auburn	14-0
1965	Ole Miss	17-0
1966	Vanderbilt	13-0
1967	Illinois	14-0
1967	Tulane	35-0
1970	Richmond	20-0
1972	Ole Miss	16-0
1972	Kentucky	40-0
1973	Florida State	49-0

1975	Vanderbilt	35-0
1978	Mississippi State	34-0
1980	Louisville	13-0
1984	Syracuse	16-0
1984	Georgia	27-0
1985	LSU	20-0
1985	SW Louisiana	45-0
1987	Tulsa	52-0
1987	Cal-State Fullerton	65-0
1988	Montana State	69-0
1988	Indiana State	58-0
1988	Mississippi State	17-0
1989	Mississippi State	21-0
1990	Akron	59-0
1991	Alabama	35-0
1991	LSU	16-0
1993	Vanderbilt	52-0
1994	Tennessee	31-0
1996	Kentucky	65-0
2000	Middle Tennessee	55-0
2001	Mississippi State	52-0
2006	Central Florida	42-0
2006	Western Carolina	62-0
2011	UAB	39-0
2012	Kentucky	38-0
2012	Jacksonville St.	23-0
2014	Eastern Michigan	65-0
2016	North Texas	32-0

**Total Shutouts: 166**

### Shutouts By Decade

1906-09:	13
1910-19:	24
1920-29:	34
1930-39:	24
1940-49:	10
1950-59:	17
1960-69:	12
1970-79:	6
1980-89:	11
1990-99:	6
2000-09:	4
2010-present:	5

## ALL-TIME 40+ POINT WINS

1910	Georgia A&M	52-0
1912	College of Charleston	78-0
1912	Tampa AC	44-0
1913	Florida Southern	144-0
1914	Florida Southern	59-0
1915	Florida Southern	45-0
1919	Mercer	48-0
1919	Stetson	64-0
1922	Howard College	57-0
1922	Mississippi College	58-0
1923	Florida Southern	53-0
1924	Rollins	77-0
1925	Rollins	65-0
1925	Clemson	42-0
1928	Mercer	73-0
1928	Sewanee	71-6
1928	Washington & Lee	60-6
1929	Southern	54-0
1930	Georgia Tech	55-7
1940	Miami	46-6
1941	Tampa	46-6
1942	Randolph Macon	45-0
1945	SW Louisiana	45-0
1945	Presbyterian	41-0
1952	Clemson	54-13

1953	Stetson	45-0
1953	The Citadel	60-0
1958	Arkansas St	51-7
1959	Virginia	55-10
1969	North Carolina	52-2
1972	Kentucky	40-0
1973	Florida St	49-0
1975	Kentucky	48-7
1977	Rice	48-3
1981	Ole Miss	49-3
1982	West Texas St	77-14
1984	Tulane	63-21
1985	SW Louisiana	45-0
1986	Kent St	52-9
1987	Tulsa	52-0
1987	Cal-State Fullerton	65-0
1988	Montana St	69-0
1988	Indiana St	58-0
1990	Oklahoma St	50-7
1990	Akron	59-0
1990	Auburn	48-7
1993	LSU	58-3
1993	SW Louisiana	61-14
1993	Vanderbilt	52-0
1994	New Mexico St	70-21

1994	Kentucky	73-7
1995	South Carolina	63-7
1996	Georgia Southern	62-14
1996	Kentucky	65-0
1996	LSU	56-13
1996	Auburn	51-10
1996	Georgia	47-7
1997	Central Michigan	82-6
1997	Arkansas	56-7
2000	Middle Tennessee	55-0
2001	Louisiana-Monroe	55-6
2001	Mississippi St	52-0
2001	Vanderbilt	71-13
2002	UAB	51-3
2003	San Jose St	65-3
2003	Florida A&M	63-3
2006	UCF	42-0
2006	Western Carolina	62-0
2007	Western Kentucky	49-3
2008	Hawaii	56-10
2008	Kentucky	63-5
2008	South Carolina	56-6
2008	The Citadel	70-19
2009	Charleston Southern	62-3
2009	Troy	56-6

2009	FIU	62-3
2010	Vanderbilt	55-14
2014	Eastern Michigan	65-0
2014	Eastern Kentucky	52-3
2015	New Mexico St	61-13

**Total 40+ Point Wins: 80**

### 40+ Point Wins by Decade

1906-09:	0
1910-19:	8
1920-29:	10
1930-39:	1
1940-49:	5
1950-59:	5
1960-69:	1
1970-79:	4
1980-89:	9
1990-99:	16
2000-09:	17
2010-present:	4

## SITUATIONAL RECORDS

## Record vs Defending National Champion

Date	Opponent (Location)	W/L	Score
11/13/26	Alabama (Montgomery)	L	0-49
11/12/27	Alabama (Montgomery)	W	13-6
10/19/29	Georgia Tech (Atlanta)	L	6-19
11/15/52	Tennessee (Knoxville)	L	12-26
11/1/58	Auburn (Gainesville)	L	5-6
10/24/59	LSU (Gainesville)	L	0-9
10/8/77	Pittsburgh (Gainesville)	T	17-17
10/13/79	Alabama (Gainesville)	L	0-40
11/7/81	Georgia (Jacksonville)	L	21-26
9/1/84	Miami (Tampa)	L	20-32
12/4/93	Alabama* (Birmingham)	W	28-13
11/26/94	Florida State (Tallahassee)	T	31-31
9/18/99	Tennessee (Gainesville)	W	23-21
11/18/00	Florida State (Tallahassee)	L	7-30
9/7/02	Miami (Gainesville)	L	16-41
10/11/08	LSU (Gainesville)	W	51-21
10/2/10	Alabama (Tuscaloosa)	L	6-31
10/15/11	Auburn (Auburn)	L	6-17
11/29/14	Florida State (Tallahassee)	L	19-24
12/3/16	Alabama* (Atlanta)	L	14-56

\*SEC Championship Game

All-Time: 4-14-2

Home: 2-4-1

Away: 1-7-1

Neutral: 1-3-0

vs SEC teams: 4-8-0

## Memorable Rain Games (Since 1969)

Rain amounts from Weather Underground (wunderground.com)

Date	Opponent (Location)	W/L	Score	Rain
11/9/69	Georgia (Jacksonville)	L	51-0	n/a
11/25/72	LSU (Gainesville)	T	3-3	n/a
9/19/92	Tennessee (Knoxville)	L	31-14	0.01 in
10/30/93	Georgia (Jacksonville)	W	33-26	1.80 in
9/17/94	Tennessee (Knoxville)	W	31-0	0.75 in
9/16/95	Tennessee (Gainesville)	W	62-37	0.14 in
9/14/02 @	Ohio (Gainesville)	W	34-6	1.70 in
9/21/02	Tennessee (Knoxville)	W	30-13	2.25 in
9/11/04 #	Eastern Mich (Gainesville)	W	49-10	0.17 in
9/1/07 \$	W Kentucky (Gainesville)	W	49-3	0.08 in
11/29/08	Florida St (Tallahassee)	W	45-15	1.34 in
8/30/14 *	Idaho (Gainesville)	No Contest		1.81 in
10/8/16 %	LSU (Gainesville)	Postponed		

@ – 46-min lightning delay

# – 104-min lightning delay

\$ – Game called with 8:23 left in 4th quarter after 72-min lightning delay

\* – Game was declared "No Contest" after multiple lightning delays

% – Game was postponed on Oct. 6, 2016 due to Hurricane Matthew. The universities and the SEC Office eventually rescheduled the game for Nov. 19 in Baton Rouge, La.

## Before and After Bye Weeks (Since 1990)

	After a Bye	Before a Bye
Home	10-2	19-8
Away	10-4	8-13
Neutral	14-4	0-0
<b>Overall</b>	<b>34-10</b>	<b>27-17</b>

## Jim McElwain

## After a Bye Week: 2-0 (0-0 Home, 0-0 Away, 2-0 Neutral)

10/31/15	Georgia (Jacksonville)	W	27-3
10/29/16	Georgia (Jacksonville)	W	24-10

## Before a Bye Week: 1-1 (1-0 Home, 0-1 Away, 0-0 Neutral)

10/17/15	LSU (Baton Rouge)	L	28-35
10/15/16	Missouri (Gainesville)	W	40-14

## Will Muschamp

## After a Bye Week: 4-2 (2-0 Home, 1-0 Away, 1-2 Neutral)

10/29/11	Georgia (Jacksonville)	L	20-24
10/6/12	LSU (Gainesville)	W	14-6
9/21/13	Tennessee (Gainesville)	W	31-17
11/2/13	Georgia (Jacksonville)	L	20-23
10/4/14	Tennessee (Knoxville)	W	10-9
11/1/14	Georgia (Jacksonville)	W	38-20

## Before a Bye Week: 1-5 (1-1 Home, 0-4 Away, 0-0 Neutral)

10/15/11	Auburn (Auburn)	L	6-17
9/22/12	Kentucky (Gainesville)	W	38-0
9/7/13	Miami (Miami)	L	16-21
10/5/13	Missouri (Columbia)	L	17-36
9/20/14	Alabama (Tuscaloosa)	L	21-42
10/18/14	Missouri (Gainesville)	L	13-42

## Urban Meyer

## After a Bye Week: 8-0 (2-0 Home, 3-0 Away, 3-0 Neutral)

10/29/05	Georgia (Jacksonville)	W	14-10
11/26/05	Florida State (Gainesville)	W	34-7
10/28/06	Georgia (Jacksonville)	W	21-14
10/20/07	Kentucky (Lexington)	W	45-37
9/20/08	Tennessee (Knoxville)	W	30-6
10/25/08	Kentucky (Gainesville)	W	63-5
10/10/09	LSU (Baton Rouge)	W	13-3
10/30/10	Georgia (Jacksonville)	W	34-31/OT

## Before a Bye Week: 3-5 (2-1 Home, 1-4 Away)

10/15/05	LSU (Baton Rouge)	L	17-21
11/12/05	South Carolina (Columbia)	L	22-30
10/14/06	Auburn (Auburn)	L	17-27
10/6/07	LSU (Baton Rouge)	L	24-28
9/6/08	Miami (Gainesville)	W	26-3
10/11/08	LSU (Gainesville)	W	51-21
9/26/09	Kentucky (Lexington)	W	41-7
10/16/10	Mississippi St. (Gainesville)	L	7-10

## Ron Zook

## After a Bye Week: 2-2 (0-1 Home, 0-1 Away, 2-0 Neutral)

11/2/02	Georgia (Jacksonville)	W	20-13
11/30/02	Florida State (Tallahassee)	L	14-31
11/1/03	Georgia (Jacksonville)	W	16-13
11/29/03	Florida State (Gainesville)	L	34-38

## Before a Bye Week: 4-0 (2-0 Home, 2-0 Away)

10/19/02	Auburn (Gainesville)	W	30-23
11/16/02	South Carolina (Gainesville)	W	28-7
10/18/03	Arkansas (Fayetteville)	W	33-28
11/15/03	South Carolina (Columbia)	W	24-22

## Steve Spurrier

## After a Bye Week: 18-6 (6-1 Home, 5-3 Away, 7-2 Neutral)

11/3/90	Auburn (Gainesville)	W	48-7
12/1/90	Florida State (Tallahassee)	L	30-45
11/2/91	Auburn (Auburn)	W	31-10
11/30/91	Florida State (Gainesville)	W	14-9
10/1/92	Mississippi State (Starkville)	L	6-30
10/2/93	Mississippi State (Gainesville)	W	38-24
10/30/93	Georgia (Jacksonville)	W	33-26
10/1/94	Ole Miss (Oxford)	W	38-14
10/29/94	Georgia (Gainesville)	W	52-14
9/30/95	Ole Miss (Gainesville)	W	28-10
10/28/95	Georgia (Athens)	W	52-17
10/21/96	Tennessee (Knoxville)	W	35-29
11/2/96	Georgia (Jacksonville)	W	47-7
11/30/96	Florida State (Tallahassee)	L	21-24
9/20/97	Tennessee (Gainesville)	W	33-20
11/1/97	Georgia (Jacksonville)	L	17-37
10/31/98	Georgia (Jacksonville)	W	38-7
10/30/99	Georgia (Jacksonville)	W	30-14
12/4/99	Alabama (Atlanta)*	L	7-34
10/28/00	Georgia (Jacksonville)	W	34-23
12/2/00	Auburn (Atlanta)*	W	28-6
9/22/01	Kentucky (Lexington)	W	44-10
10/27/01	Georgia (Jacksonville)	W	24-10
12/1/01	Tennessee (Gainesville)	L	32-34

\*SEC Championship Game

## Before a Bye Week: 18-6 (13-2 Home, 5-4 Away)

10/20/90	Akron (Gainesville)	W	59-0
11/17/90	Kentucky (Lexington)	W	47-15
10/19/91	Northern Illinois (Gainesville)	W	41-10
11/16/91	Kentucky (Gainesville)	W	35-26
9/19/92	Tennessee (Knoxville)	L	14-31
9/18/93	Tennessee (Gainesville)	W	41-34
10/16/93	Auburn (Auburn)	L	35-38
9/17/94	Tennessee (Knoxville)	W	31-0
10/15/94	Auburn (Auburn)	L	33-36
9/16/95	Tennessee (Gainesville)	W	62-37
10/14/95	Auburn (Auburn)	W	49-38
9/7/96	Georgia Southern (Gainesville)	W	62-14
10/19/96	Auburn (Gainesville)	W	51-10
11/16/96	South Carolina (Gainesville)	W	52-25
9/6/97	Central Michigan (Gainesville)	W	82-6
10/18/97	Auburn (Auburn)	W	24-10
10/17/98	Auburn (Gainesville)	W	24-3
10/16/99	Auburn (Auburn)	W	32-14
11/20/99	Florida State (Gainesville)	L	23-30
10/14/00	Auburn (Gainesville)	W	38-7
11/18/00	Florida State (Tallahassee)	L	7-30
9/8/01	Louisiana-Monroe (Gainesville)	W	55-6
10/14/01	Auburn (Gainesville)	L	20-23
11/17/01	Florida State (Gainesville)	W	37-13



## UNIFORM SELECTION *(Since 2005)*

### 2016 Season

Date	Opponent	Top/Pant	W / L	Score
9/3/16	UMass	Blue/Blue	W	24-7
9/10/16	Kentucky	Orange/Orange	W	45-7
9/17/16	North Texas	Blue/Orange	W	32-0
9/24/16	at Tennessee	White/White*	L	28-38
10/1/16	at Vanderbilt	White/Orange	W	13-6
10/15/16	Missouri (HC)	Blue/White	W	40-14
10/29/16	vs Georgia	Blue/White	W	24-10
11/5/16	at Arkansas	White/Blue	L	10-31
11/12/16	South Carolina	Blue/Blue*	W	20-7
11/19/16	at LSU	Orange/Orange	W	16-10
11/26/16	at Florida State	White/Orange	L	13-31
12/3/16	vs Alabama	Orange/Orange	L	14-56
1/2/17	vs Iowa	White/White	W	30-3

\*White Helmets

### 2015 Season

Date	Opponent	Top/Pant	W / L	Score
9/5/15	New Mexico State	Blue/Blue	W	61-13
9/12/15	East Carolina	Orange/Orange	W	31-24
9/19/15	at Kentucky	White/White	W	14-9
9/26/15	Tennessee	Blue/Blue	W	28-27
10/3/15	Ole Miss	Orange/Orange	W	38-10
10/10/15	at Missouri	White/White	W	21-3
10/19/15	at LSU	Blue/Blue	L	28-35
10/31/15	vs Georgia	Blue/White	W	27-3
11/7/15	Vanderbilt (HC)	Orange/White*	W	9-7
11/14/15	at South Carolina	White/White	W	24-14
11/21/15	Florida Atlantic	Blue/Blue	W	20-14 OT
11/28/15	Florida State	Blue/White*	L	2-27
12/5/15	vs Alabama	White/White	L	15-29
1/1/16	vs Michigan	Blue/White	L	7-41

\*White Helmets

### 2014 Season

Date	Opponent	Top/Pant	W / L	Score
9/6/14	Eastern Michigan	Blue/White	W	65-0
9/13/14	Kentucky	Blue/White	W	36-30 OT
9/20/14	at Alabama	White/White	L	21-21
10/4/14	at Tennessee	White/White	W	10-9
10/11/14	LSU	Blue/Blue	L	27-30
10/18/14	Missouri (HC)	Blue/White	L	13-42
11/1/14	vs Georgia	Blue/White	W	38-20
11/8/14	at Vanderbilt	White/White	W	34-10
11/15/14	South Carolina	Blue/Blue	L	20-23 OT
11/22/14	Eastern Kentucky	Blue/White	W	52-3
11/29/14	at Florida State	White/Orange	L	19-24
1/3/15	vs East Carolina	Orange/White	W	28-20

### 2013 Season

Date	Opponent	Top/Pant	W / L	Score
8/31/13	Toledo	Blue/White	W	24-6
9/7/13	at Miami	White/White	L	16-21
9/21/13	Tennessee	Blue/White	W	31-17
9/28/13	at Kentucky	White/Orange	W	24-7
10/5/13	Arkansas	Blue/Blue	W	30-10
10/12/13	LSU	Blue/Blue	L	6-17
10/19/13	at Missouri	White/Blue	L	17-36
11/2/13	vs Georgia	Blue/White	L	20-23
11/9/13	Vanderbilt (HC)	Blue/White	L	17-34
11/16/13	at South Carolina	White/White	L	14-19
11/23/13	Georgia Southern	Blue/White	L	20-26
11/30/13	Florida State	Blue/White	L	7-37

### 2012 Season

Date	Opponent	Top/Pant	W / L	Score
9/1/12	Bowling Green	Blue/White	W	27-14
9/8/12	at Texas A&M	White/White	W	20-17
9/15/12	at Tennessee	White/White	W	37-20
9/22/12	Kentucky	Blue/White	W	38-0
10/6/12	LSU	Blue/Blue	W	14-6

10/13/12	at Vanderbilt	White/White	W	31-17
10/21/12	South Carolina	Blue/Blue	W	44-11
10/27/12	vs Georgia	White/White	L	9-17
11/3/12	Missouri	Blue/White	W	14-7
11/10/12	Louisiana	Orange/White	W	27-20
11/17/12	Jacksonville State	Blue/White	W	23-0
11/24/12	at Florida State	White/Orange	W	37-26
1/2/13	vs Louisville	Blue/Orange	L	23-33

### 2011 Season

Date	Opponent	Top/Pant	W / L	Score
9/3/11	Florida Atlantic	Orange/White	W	41-3
9/10/11	UAB	Blue/White	W	39-0
9/17/11	Tennessee	Blue/White	W	33-23
9/24/11	at Kentucky	White/White	W	48-10
10/1/11	Alabama	Blue/White	L	10-38
10/8/11	at LSU	Blue/White	L	11-41
10/15/11	at Auburn	White/Orange	L	6-17
10/29/11	vs Georgia	Blue/White	L	20-24
11/5/11	Vanderbilt (HC)	Blue/White	W	26-21
11/12/11	at South Carolina	White/White	L	12-17
11/19/11	Furman	Blue/White	W	54-32
11/26/11	Florida St.	Blue/Blue	L	7-21
1/2/12	vs Ohio St.	Blue/White	W	17-24

### 2010 Season

Date	Opponent	Top/Pant	W / L	Score
9/4/10	Miami University	Blue/White	W	34-12
9/11/10	South Florida	Blue/White	W	38-14
9/18/10	at Tennessee	White/Blue	W	31-17
9/25/10	Kentucky	Blue/White	W	48-14
10/2/10	at Alabama	White/Blue	L	6-31
10/9/10	LSU	Orange/White	L	29-33
10/16/10	Mississippi St (HC)	Blue/White	L	7-10
10/30/10	vs Georgia	White/Blue	W (OT)	34-31
11/6/10	at Vanderbilt	White/Blue	W	55-14
11/13/10	South Carolina	Blue/Blue	L	14-36
11/20/10	Appalachian St.	Blue/White	W	48-10
11/27/10	at Florida St.	White/Blue	L	7-31
1/1/11	vs Penn St.	White/White	W	37-24

### 2009 Season

Date	Opponent	Top/Pant	W / L	Score
9/5/09	Charleston So.	Blue/White	W	62-3
9/12/09	Troy	Blue/White	W	56-6
9/19/09	Tennessee	Blue/Blue	W	23-13
9/26/09	at Kentucky	White/Blue	W	41-7
10/10/09	at LSU	Blue/Blue	W	13-3
10/17/09	Arkansas (HC)	Blue/White	W	23-20
10/24/09	at Mississippi St.	White/White	W	29-19
10/31/09	vs Georgia	Blue/Blue	W	41-17
11/7/09	Vanderbilt	Blue/White	W	27-3
11/14/09	at South Carolina	White/White	W	24-14
11/23/09	FIU	Blue/White	W	62-3
11/28/09	Florida St.	Blue/Blue	W	37-10
12/5/09	vs Alabama	White/White	L	32-13
1/1/10	vs Cincinnati	Blue/White	W	51-24

### 2008 Season

Date	Opponent	Top/Pant	W / L	Score
8/30/08	Hawaii	Blue/White	W	56-10
9/6/08	Miami	Blue/Blue	W	26-3
9/20/08	at Tennessee	White/Blue	W	30-6
9/27/08	Ole Miss	Blue/White	L	30-31
10/4/08	at Arkansas	White/Blue	W	38-7
10/11/08	LSU	Blue/Blue	W	51-21
10/25/08	Kentucky (HC)	Blue/White	W	63-5
11/1/08	Georgia	White/White	W	49-10
11/8/08	at Vanderbilt	White/Blue	W	42-14
11/15/08	South Carolina	Blue/Blue	W	56-6
11/22/08	The Citadel	Blue/White	W	70-19
11/29/08	at Florida St.	White/White	W	45-15

12/6/08	vs Alabama	Blue/Blue	W	31-20
1/8/09	vs Oklahoma	White/White	W	24-14

### 2007 Season

Date	Opponent	Top/Pant	W / L	Score
9/1/07	Western Kentucky	Blue/White	W	49-3
9/8/07	Troy	Blue/White	W	59-31
9/15/07	Tennessee	Blue/White	W	59-20
9/22/07	at Ole Miss	White/Blue	W	30-24
9/29/07	Auburn	Blue/White	L	17-20
10/6/07	at LSU	Blue/White	L	24-28
10/20/07	at Kentucky	White/Blue	W	45-37
10/27/07	vs Georgia	Blue/White	L	30-42
11/3/07	Vanderbilt	Blue/Blue	W	49-22
11/10/07	at South Carolina	White/White	W	51-31
11/17/07	FAU	Blue/White	W	59-20
11/25/07	Florida St.	Blue/Blue	W	45-12
1/1/08	vs Michigan	Blue/Blue	L	35-41

### 2006 Season

Date	Opponent	Top/Pant	W / L	Score
9/1/06	Southern Miss	Blue/White	W	34-7
9/9/06	Central Florida	Blue/White	W	42-0
9/16/06	Tennessee	White/Blue	W	21-20
9/23/06	Kentucky	Blue/White	W	26-7
9/30/06	Alabama	Blue/White	W	28-13
10/7/06	LSU	Blue/White	W	23-10
10/14/06	Auburn	White/Blue	L	17-27
10/28/06	Georgia	White/Blue	W	21-14
11/4/06	Vanderbilt	White/Blue	W	25-19
11/11/06	South Carolina	Blue/White	W	17-16
11/18/06	Western Carolina	Blue/White	W	62-0
11/25/06	Florida St.	White/Blue	W	21-14
12/2/06	Arkansas	Blue/White	W	38-28
1/8/06	Ohio State	Blue/White	W	41-14

### 2005 Season

Date	Opponent	Top/Pant	W / L	Score
9/3/05	Wyoming	Blue/White	W	32-14
9/10/05	Louisiana Tech	Blue/White	W	41-3
9/17/05	Tennessee	Blue/White	W	16-7
9/24/05	at Kentucky	White/Orange	W	49-28
10/1/05	at Alabama	White/Orange	L	3-31
10/8/05	Mississippi St. (HC)	Blue/White	W	35-9
10/15/05	at LSU	Blue/White	L	17-21
10/29/05	Georgia	Blue/White	W	14-10
11/5/05	Vanderbilt	Blue/White	W	49-42
11/12/05	at South Carolina	White/White	L	22-30
11/26/05	Florida St.	Blue/White	W	34-7
1/2/06	Iowa	Blue/White	W	31-24

### The last time Florida wore...

Blue/Blue	South Carolina	11/12/16	W	20-7
Blue/White	vs Georgia	10/29/16	W	24-10
Blue/Orange	North Texas	9/17/16	W	32-0
White/Blue	at Arkansas	11/5/16	L	10-31
White/White	vs Iowa	1/2/17	W	30-3
White/Orange	at Florida St	11/26/16	L	13-31
Orange/White	Vanderbilt	11/7/15	W	9-7
Orange/Orange	vs. Alabama	12/3/16	L	16-54

### Since 2005 season, UF's record wearing...

Uniforms:	Record	Points For:	Points Against:
Blue Tops & White Pants	48-17	2,154	1,090
Blue Tops & Blue Pants	18-7	750	425
White Tops & White Pants	16-9	668	475
White Tops & Blue Pants	14-5	491	380
White Tops & Orange Pants	4-4	164	170
Orange Tops & White Pants	4-1	134	83
Orange Tops & Orange Pants	4-1	144	105
Blue Tops & Orange Pants	1-1	55	33

**OVERTIME GAMES****All-Time Overtime Record: 5-3****Home: 4-2 • Away: 0-1 • Neutral: 1-0****Sept. 19, 1998 at Tennessee L, 17-20**

- This game marked the first overtime game for both No. 2 Florida and No. 6 Tennessee.
- The game was played at Tennessee in Neyland Stadium before a crowd of 107,653.
- During overtime, the game came down to field goals. Tennessee's Jeff Hall hit a 42-yard field goal and Florida's Collins Cooper missed a 32-yarder wide left to end the game.
- Quarterback Jesse Palmer completed each of his first 10 passes.

**October 2, 1999 vs Alabama L, 40-39**

- The overtime loss marked the first time in 31 games that Florida lost in The Swamp.
- The contest had eight lead changes. Alabama had the ball for just less than 43 minutes compared to the Gators 17 minutes of possession.
- The 39 points scored against Alabama was the most points scored by a UF team in a loss.

**October 19, 2002 vs Auburn W, 30-23**

- The win over Auburn marked the first overtime victory in school history for the Gators.
- Through three quarters of play, Florida controlled the game until Auburn began to rally back from a 23-7 deficit in the fourth quarter to force the game into overtime.
- Rex Grossman's 25-yard pass to Taylor Jacobs and Auburn quarterback Jason Campbell's fourth down fumble sealed the victory for the Gators.

**November 5, 2005 vs Vanderbilt W, 49-42 (2 OT)**

- The victory over Vanderbilt gave Florida its second overtime victory in school history bringing its all-time record to 2-2.
- Both the Gators and Commodores scored on their first possessions in overtime. The Gators scored on a 9-yard pass from Chris Leak to Chad Jackson.
- On the Gators' second possession, Leak threw a 16-yard pass to Jemalle Cornelius to give UF a 49-42 lead.
- Reggie Lewis intercepted Vanderbilt quarterback Jay Cutler's pass to end the game.

**October 30, 2010 vs Georgia W, 34-31**

- The victory over Georgia narrowed the series to 46-40-2
- Will Hill tallied an interception on UGA's first overtime drive, picking off Aaron Murray for the second time in the game and taking it 89 yards to the one-yard line, becoming Florida's second player all-time to intercept a pass in an overtime game (Reggie Lewis vs Vanderbilt, 2005)
- Marked the first-ever overtime game between UF and UGA
- Chas Henry kicked the first-ever overtime field goal to win the game for the Gators (37-yarder)

**September 13, 2014 vs Kentucky W, 36-30 (3 OT)**

- The longest overtime game in school history as it extended to a third overtime period
- After a third quarter that saw a total of 31 points scored between the two teams, Kentucky kicked a field goal with just over 5 minutes to play to tie the game at 20-20.
- The two teams exchanged touchdowns in the first overtime period, then exchanged field goals in the second overtime.
- After a Kentucky missed field goal in the third overtime, Matt Jones carried the ball four straight times, plunging into the end zone for a one-yard score to win the game.

**November 15, 2014 vs South Carolina L, 20-23**

- South Carolina blocked a field goal and a punt in the fourth quarter, the latter leading to a Gamecock touchdown with 12 seconds left to tie the game at 17.
- In the overtime period, the Gators had to settle for a field goal attempt, which Austin Hardin converted from 35 yards.
- South Carolina followed with a 7-play touchdown drive, capped by Dylan Thompson scoring from four yards out on a quarterback keeper.

**November 21, 2015 vs Florida Atlantic W, 20-14**

- The Gators jumped out to a 14-0 lead in the third quarter; FAU got on the board with a 10-yard touchdown pass from Jaquez Johnson to Kalib Woods late in the third quarter
- Midway through the fourth quarter, FAU sacked Florida quarterback Treon Harris and forced a fumble -- which the Owls recovered in the end zone. The extra point tied the game
- In the overtime period, Florida scored as Harris connected with tight end Jake McGee for a 13-yard touchdown; the Owls failed to score after getting first-and-goal from the nine; Johnson's fourth down pass attempt was broken up by defensive back Brian Poole in the end zone

**Overtime Period Superlatives****Team Superlatives**

First Downs	4, vs Kentucky (2014)
Rushing Yardage	48 yards, vs Kentucky (2014)
Passing Yardage	38 yards, vs Vanderbilt (2005)
Total Offensive Yards	57 yards, vs Kentucky (2014)
Passes Intercepted	1, by Reggie Lewis vs Vanderbilt (2005) 1, by Will Hill vs Georgia (2010)
Fumbles-Lost	1-0, recovered by Ian Scott vs Auburn (2002)

**Individual Long Plays**

Rushing	16 yards, Matt Jones vs Kentucky (2014)
Passing	25 yards, Rex Grossman to Taylor Jacobs vs Auburn (2002)
Reception	25 yards, Taylor Jacobs from Rex Grossman vs Auburn (2002)

**Individual Superlatives**

Yards Rushing	47, Matt Jones vs Kentucky (2014)
Yards Passing	38, Chris Leak vs Vanderbilt (2005)
Yards Receiving	25, Taylor Jacobs vs Auburn (2002)
Receptions	1, several including R. Caldwell (1999), T. Jacobs (2002), C. Jackson (2005), J. Cornelius (2005), D. Robinson (2014, 2x)
TD Passes	2, Chris Leak vs Vanderbilt (2005)
PATs	2, Chris Hetland vs Vanderbilt (2005)
Field Goals	1, Chas Henry vs Georgia (2010) -- game winning 1, Frankie Velez vs Kentucky (2014) 1, Austin Hardin vs South Carolina (2014)

**Consecutive Games Without Being Shut Out (Active Streaks)****National**

Florida	361	10/29/88 vs Auburn, 16-0
TCU	307	11/16/91 vs Texas, 32-0
Air Force	299	12/31/92 vs Ole Miss, 13-0
Tennessee	285	9/17/94 vs Florida, 31-0
Virginia Tech	283	9/16/95 vs Cincinnati, 16-0

**SEC**

Florida	361	10/29/88 vs Auburn, 16-0
Tennessee	285	9/17/94 vs Florida, 31-0
Georgia	272	9/30/95 vs Alabama, 31-0
Alabama	212	11/18/00 vs Auburn, 9-0
South Carolina	140	9/9/06 vs Georgia, 18-0
Mississippi State	103	11/29/08 vs Ole Miss, 45-0
Auburn	53	11/24/12 vs Alabama, 49-0
Kentucky	51	11/3/12 vs Vanderbilt, 40-0
Arkansas	43	10/19/13 vs Alabama, 52-0
Missouri	32	10/11/14 vs Georgia, 34-0
Texas A&M	31	10/18/14 vs Alabama, 59-0
Ole Miss	27	11/22/14 vs Arkansas, 30-0
Vanderbilt	14	11/21/15 vs Texas A&M, 25-0
LSU	4	11/5/16 vs Alabama, 10-0

## IN THE RANKINGS // AP POLL

### Florida as a Ranked Team

Rank	# Times	Wins	Losses	Ties	Bye/PS/F*
1	41	26	6	0	9
2	22	14	4	0	4
3	33	21	5	1	6
4	40	24	8	1	7
5	49	28	5	0	16
6	37	21	6	0	10
7	30	15	7	0	8
8	20	14	3	0	3
9	24	9	9	0	6
10	26	18	5	0	3
11	26	15	5	0	6
12	26	17	5	0	4
13	25	9	8	1	7
14	23	15	5	0	3
15	20	10	4	1	5
16	10	6	2	0	2
17	21	9	8	1	3
18	28	9	10	2	7
19	28	14	9	1	4
20	26	15	8	1	2
21	2	1	1	0	0
22	6	3	3	0	0
23	8	7	0	0	1
24	5	2	2	0	1
25	7	4	0	0	4
<b>Totals</b>	<b>583</b>	<b>326</b>	<b>128</b>	<b>9</b>	<b>121</b>

\*Bye Week/Preseason/Final Rank

### Florida vs Ranked Opponents

Opp. Rank	# Times	Wins	Losses	Ties
1	13	3	10	0
2	15	4	11	0
3	20	6	13	1
4	16	10	6	0
5	18	7	11	0
6	14	5	9	0
7	14	3	10	1
8	14	8	5	1
9	10	4	5	1
10	16	7	9	0
11	20	10	10	0
12	16	8	8	0
13	8	4	4	0
14	16	4	11	1
15	11	4	6	1
16	8	3	4	1
17	11	2	9	0
18	8	4	4	0
19	9	5	4	0
20	3	1	2	0
21	6	5	1	0
22	3	1	2	0
23	4	3	1	0
24	5	2	3	0
25	3	3	0	0
<b>Totals</b>	<b>281</b>	<b>116</b>	<b>158</b>	<b>7</b>

### Florida's Longest Streaks Ranked in the AP Poll

#### At No. 1

Polls	Year(s)
10	1996 (Week 5, Sept. 23 – Week 14, Nov. 25)
9	2008-09 (2008 Week 15, Dec. 7 – 2009 Week 6, Oct. 11)
6	2009 (Week 8, Oct. 25 – Week 13, Nov. 29)
5	1994 (Week 3, Sept. 13 – Week 7, Oct. 11)
3	1997 (Week 5, Sept. 22 – Week 7, Oct. 6)
2	2001 (Preseason – Week 1, Aug. 26)
	1994 (Preseason – Week 1, Aug. 31)
1	2006 (Final)
	1996 (Final)
	1985 (Week 10, Nov. 5)

#### In Top 5

Polls	Year(s)
43	1995-97 (1995 Preseason – 1997 Week 10, Oct. 27)
27	2008-10 (2008 Week 7, Oct. 12 – 2010 Preseason)
15	1993-94 (1993 Final – 1994 Week 13, Nov. 22)
8	1984-85 (1984 Week 11, Nov. 13 – 1985 Week 2, Sept. 10)
7	2001 (Preseason – Week 6, Oct. 7)
	1998-99 (1998 Final – 1999 Week 5, Sept. 26)

#### In Top 10

Polls	Year(s)
81	1992-97 (1992 Final Poll – 1997 Week 10, Oct. 27)
37	1997-99 (1997 Week 14, Nov. 24 – 1999 Week 14, Nov. 28)
31	2008-10 (2008 Week 7, Oct. 12 – 2010 Week 4, Sept. 26)
30	2000-02 (2000 Week 7, Oct. 8 – 2002 Week 2, Sept. 2)
22	2006-07 (2006 Preseason – 2007 Week 5, Sept. 30)
14	1991-92 (1991 Week 6, Oct. 7 – 1992 Week 3, Sept. 15)

#### In Top 25

Polls	Year(s)
209	1990-2002 (1990 Week 2, Sept. 11 – 2002 Week 7, Oct. 6)
88	2005-10 (2005 Preseason – 2010 Week 6, Oct. 10)
30	1984-86 (1984 Week 6, Oct. 9 – 1986 Week 2, Sept. 16)
24	2012-13 (2012 Preseason – 2013 Week 7, Oct. 13)
17	2003-04 (2003 Week 8, Oct. 19 – 2004 Week 7, Oct. 17)
16	1983-84 (1983 Week 1, Sept. 5 – 1984 Preseason)
16	1974-75 (1974 Week 13, Dec. 2 – 1975 Week 13, Dec. 1)
16	1969-70 (1969 Week 1, Sept. 22 – 1970 Week 2, Sept. 21)

### Most All-Time No. 1 Rankings

#### SEC Schools (1936-2016)

School	Polls	
1. Alabama	89	
2. Florida	41	
3. LSU	30	
4. Tennessee	18	
5. Georgia	15	
6. Auburn	9	
7. Texas A&M	7	
8. Mississippi St.	5	
	Ole Miss	5
10. Missouri	2	
11. Arkansas	1	

### All-Time Appearances Ranked in the AP Poll

#### By School (1936-2016)

School	Polls
1. Ohio State	870
Alabama	870
3. Michigan	823
4. Oklahoma	798
5. Notre Dame	770
6. USC	748
7. Nebraska	728
8. Texas	706
9. Penn State	599
10. LSU	588
11. Florida	582
12. Tennessee	579
13. Florida State	555
14. Georgia	547
15. Auburn	543

### All-Time Appearances Ranked in the AP Poll

#### SEC Schools (1936-2016)

School	Years	Polls
1. Alabama	1936-2016	870
2. LSU	1936-2016	588
3. Florida	1936-2016	582
4. Tennessee	1936-2016	579
5. Georgia	1936-2016	547
6. Auburn	1936-2016	543
7. Ole Miss	1936-2016	289
8. Mississippi St.	1936-2016	180
9. Georgia Tech	1936-63	136
10. South Carolina	1992-2016	115
11. Arkansas	1992-2016	96
12. Kentucky	1936-2016	78
13. Texas A&M	2013-16	55
14. Tulane	1936-65	33
15. Vanderbilt	1936-2016	31
16. Missouri	2013-16	26
17. Sewanee	1936-1940	0

**ALL-TIME BOWL RESULTS****43 Bowl Appearances****22-21 All-Time Bowl Record**

Year	Bowl	Site	W/L	UF	Score	Opponent	Score	MVP
1953	Gator	Jacksonville	W	Florida	14	Tulsa	13	J. "Papa" Hall
1958	Gator	Jacksonville	L	Florida	3	Ole Miss	7	Dave Hudson
1960	Gator	Jacksonville	W	Florida	13	Baylor	12	Larry Libertore
1962	Gator	Jacksonville	W	Florida	17	Penn State	7	Tommy Shannon
1966	Sugar	New Orleans	L	Florida	18	Missouri	20	Steve Spurrier
1967	Orange	Miami	W	Florida	27	Georgia Tech	12	Larry Smith
1969	Gator	Jacksonville	W	Florida	14	Tennessee	13	Mike Kelley
1973	Tangerine	Gainesville	L	Florida	7	Miami (OH)	16	
1974	Sugar	New Orleans	L	Florida	10	Nebraska	13	
1975	Gator	Jacksonville	L	Florida	0	Maryland	13	Sammy Green
1977	Sun	El Paso	L	Florida	14	Texas A&M	37	
1980	Tangerine	Orlando	W	Florida	35	Maryland	20	Cris Collinsworth
1981	Peach	Atlanta	L	Florida	6	West Virginia	26	
1982	Bluebonnet	Houston	L	Florida	24	Arkansas	28	Dwayne Dixon
1983	Gator	Jacksonville	W	Florida	14	Iowa	6	Tony Lilly
1987	Aloha	Honolulu	L	Florida	16	UCLA	20	Emmitt Smith
1988	All-American	Birmingham	W	Florida	14	Illinois	10	Emmitt Smith
1989	Freedom	Anaheim	L	Florida	7	Washington	34	Huey Richardson
1992	Sugar	New Orleans	L	Florida	28	Notre Dame	39	
1992	Gator	Jacksonville	W	Florida	27	N.C. State	10	Errict Rhett
1994	Sugar	New Orleans	W	Florida	41	West Virginia	7	Errict Rhett
1995	Sugar	New Orleans	L	Florida	17	Florida State	23	
1996	Fiesta	Tempe	L	Florida	24	Nebraska	62	
1997	Sugar	New Orleans	W	Florida	52	Florida State	20	Danny Wuerffel
1998	Citrus	Orlando	W	Florida	21	Penn State	6	Fred Taylor
1999	Orange	Miami	W	Florida	31	Syracuse	10	Travis Taylor
2000	Citrus	Orlando	L	Florida	34	Michigan State	37	
2001	Sugar	New Orleans	L	Florida	20	Miami (FL)	37	
2002	Orange	Miami	W	Florida	56	Maryland	23	Taylor Jacobs
2003	Outback	Tampa	L	Florida	30	Michigan	38	
2004	Outback	Tampa	L	Florida	17	Iowa	37	
2004	Chick-fil-A	Atlanta	L	Florida	10	Miami (FL)	27	
2006	Outback	Tampa	W	Florida	31	Iowa	24	Dallas Baker
2007	BCS Championship	Glendale	W	Florida	41	Ohio State	14	Chris Leak (offense); Derrick Harvey (defense)
2008	Capital One	Orlando	L	Florida	35	Michigan	41	
2009	BCS Championship	Miami	W	Florida	24	Oklahoma	14	Tim Tebow (offense); Carlos Dunlap (defense)
2010	Sugar	New Orleans	W	Florida	51	Cincinnati	24	Tim Tebow
2011	Outback	Tampa	W	Florida	37	Penn State	24	Ahmad Black
2012	Gator	Jacksonville	W	Florida	24	Ohio State	17	Andre Debose
2013	Sugar	New Orleans	L	Florida	23	Louisville	33	
2014	Birmingham	Birmingham	W	Florida	28	East Carolina	20	Adam Lane
2015	BWW Citrus	Orlando	L	Florida	7	Michigan	41	
2016	Outback	Tampa	W	Florida	30	Iowa	3	Chauncey Gardner



## ALL-TIME BOWL RESULTS

### 1953 GATOR BOWL

Jan. 1, 1953 • Jacksonville, Fla. (Att. 30,000 Est.)

FLORIDA	14
TULSA	13

Florida	7	7	0	0-14
Tulsa	0	0	7	6-13

- UF** - Casares 2 run (Casares kick)  
**UF** - Robinson to Hall 37 pass (Casares kick)  
**TUL** - Roberts 3 run (Minor kick)  
**TUL** - Waugh 2 run (Minor kick missed)

	FLORIDA	TULSA
First Downs	20	17
Rushes-Yards	54-233	50-182
Passing Yards	101	132
Att.-Comp.-Int.	11-7-1	16-10-1
Total Offense	334	314
Punts-Yards	1-38	4-31
Fumbles-Lost	4-4	2-1
Penalty Yards	34	84

#### Rushing:

Florida - Hall 17-94, Casares 21-86, Long 9-32, Haddock 2-30.  
 Tulsa - Kercher 16-71, Waugh 15-65, Roberts 8-39, Kelly 4-17, Halladay 5-15.

#### Passing:

Florida - Dickey 4-5-0-68-0 TD, Robinson 3-6-1-33-0 TD.  
 Tulsa - Morris 10-16-1-132-0 TD.

#### Receiving:

Florida - Hall 2-60, Casares 1-7, O'Brien 2-23.  
 Tulsa - Miney 6-77, Roberts 3-41, Halladay 1-14.

### 1958 GATOR BOWL

Dec. 27, 1958 • Jacksonville, Fla. (Att. 41,000 Est.)

OLE MISS	7
FLORIDA	3

Ole Miss	7	0	0	0-7
Florida	3	0	0	0-3

- MISS** - Anderson 1 run (kick good)  
**UF** - Booker 17-yard FG

	OLE MISS	FLORIDA
First Downs	9	12
Rushes-Yards	41-157	42-157
Passing Yards	27	58
Att.-Comp.-Int.	7-2-0	11-5-5
Total Offense	184	215
Punts-Yards	10-34.4	7-44.1
Fumbles-Lost	5-2	5-3
Penalties-Yards	2-10	3-35

#### Rushing:

Ole Miss - Anderson 9-62, Lovelace 7-28, Flowers 4-20.  
 Florida - Newbern 5-59, Milby 10-35, Giles 3-20, Deal 6-18.

#### Passing:

Ole Miss - Franklin 2-7-0-27-0 TD.  
 Florida - Dunn 5-11-1-58-0 TD.

#### Receiving:

Ole Miss - Grantham 1-15, Daniels 1-12.  
 Florida - Hudson 3-32, Dilts 1-3, Partin 1-13.

### 1960 GATOR BOWL

Dec. 31, 1960 • Jacksonville, Fla. (Att. 50,122)

FLORIDA	13
BAYLOR	12

Florida	0	13	0	0-13
Baylor	0	0	0	12-12

- UF** - Goodman 3 run (Cash kick)  
**UF** - Travis fumble recovery in endzone (Cash kick missed)  
**BAY** - Ply to Goodwin 12 pass (Corley kick missed)  
**BAY** - Bull 3 run (Ply pass incomplete)

	FLORIDA	BAYLOR
First Downs	11	15
Rushes-Yards	52-176	37-40
Passing Yards	57	211
Att.-Comp.-Int.	8-5-0	27-13-0
Total Offense	233	251
Punts-Yards	7-37.0	5-33.0
Fumbles-Lost	3-1	4-3
Penalties-Yards	6-70	1-5

#### Rushing:

Florida - Libertore 14-61, Goodman 10-28, Infante 6-24.  
 Baylor - Bull 14-53, Ply 14-5, Tate 1-5.

#### Passing:

Florida - Dodd 3-5-0-21-0 TD, Libertore 2-3-0-36-0 TD.  
 Baylor - Ply 12-24-0-161-1 TD, Stanley 1-3-0-49-0 TD.

#### Receiving:

Florida - Infante 3-47.  
 Baylor - Goodwin 7-129-1 TD, David 3-33.

### 1962 GATOR BOWL

Dec. 30, 1962 • Jacksonville, Fla. (Att. 50,286)

FLORIDA	17
PENN STATE	7

Florida	3	7	0	7-17
Penn State	0	7	0	0-7

- UF** - Lyle 43-yard FG  
**UF** - Shannon to Dupree 1 pass (Hall kick)  
**PSU** - Liske 1 run (Crates kick)  
**UF** - Shannon to Clarke 19 pass (Hall kick)

	FLORIDA	PENN ST
First Downs	14	8
Rushing Yards	162	89
Passing Yards	86	50
Att.-Comp.-Int.	13-18-1	18-6-1
Total Offense	248	139
Punts-Yards	6-33.7	6-40.8
Fumbles	4	3
Penalty Yards	42	43

#### Rushing:

Florida - Dupree 25-66, Mack 10-33, Shannon 12-26.  
 Penn State - Hayes 10-25, Kochman 6-51.

#### Passing:

Florida - Shannon 7-9-1-79-2 TD, Batten 1-4-0-7-0 TD.  
 Penn State - Liske 6-18-1-54-0 TD.

#### Receiving:

Florida - Clarke 2-27, Brown 3-25.  
 Penn State - Powell 4-40.

### 1966 SUGAR BOWL

Jan. 1, 1966 • New Orleans, La. (Att. 67,421)

MISSOURI	20
FLORIDA	18

Missouri	0	17	3	0-20
Florida	0	0	0	18-18

- MIZZOU** - Brown 16 run (Bates kick)  
**MIZZOU** - Roland to Denny 1 pass (Bates kick)  
**MIZZOU** - Bates 37-yard FG  
**MIZZOU** - Bates 34-yard FG  
**UF** - Spurrier to Harper 22 pass (pass failed)  
**UF** - Spurrier 2 run (pass failed)  
**UF** - Spurrier to Casey 21 pass (pass failed)

	MISSOURI	FLORIDA
First Downs	18	18
Rushes-Yards	62-257	16-(-2)
Passing Yards	50	352
Att.-Comp.-Int.	14-5-1	46-27-1
Total Offense	307	350
Punts-Yards	5-44.0	6-32.5
Fumbles	2-2	1-1
Penalty Yards	2-30	3-25

#### Rushing:

Missouri - Brown 23-121-1 TD, Lane 19-76.  
 Florida - Poe 2-11, Spurrier 7-(-9).

#### Passing:

Missouri - Lane 4-13-1-39-1 TD.  
 Florida - Spurrier 22-45-1-352-2 TD.

#### Receiving:

Missouri - Phelps 2-11, Walker 1-14.  
 Florida - Casey 5-108-1 TD, Brown 9-88, Harper 4-66-1 TD, Trapp 5-53.

### 1967 ORANGE BOWL

Jan. 1, 1967 • Miami, Fla. (Att. 73,426)

FLORIDA	27
GEORGIA TECH	12

Florida	0	7	7	13-27
Georgia Tech	6	0	0	6-12

- GT** - King to Bangham 10 pass (run failed)  
**UF** - McKeel run (Barfield kick)  
**UF** - Smith 94 run (Barfield kick)  
**UF** - McKeel 1 run (Barfield kick)  
**GT** - Good 25 run (pass failed)  
**UF** - Wages to Coone 25 pass (pass failed)

	FLORIDA	GA TECH
First Downs	22	17
Rushing Yards	284	197
Passing Yards	165	122
Att.-Comp.-Int.	32-15-1	22-8-1
Total Offense	449	319
Punts-Yards	7-36	8-42
Fumbles	1	1
Penalty Yards	32	42

#### Rushing:

Florida - Smith 23-187, McKeel 13-30, Barfield 3-28, Spurrier 4-14.  
 Georgia Tech - Snow 24-110, Good 3-34.

#### Passing:

Florida - Spurrier 30-14-1-160-0 TD, Wages 2-1-0-5-1 TD.  
 Georgia Tech - King 16-8-3-42-1 TD.

**ALL-TIME BOWL RESULTS****Receiving:**

Florida - Trapp 5-43, Coone 3-33, Edwards 4-30.  
Georgia Tech - Smith 2-32.

**1969 GATOR BOWL****Dec. 27, 1969 • Jacksonville, Fla. (Att. 72,248)**

FLORIDA 14  
TENNESSEE 13

Florida 7 0 7 0-14  
Tennessee 0 10 0 3-13

**UF** - Kelley 8 fumble return (Franco kick)**UT** - Scott to McClain 63 pass (Hunt kick)**UT** - Hunt FG**UF** - Reaves to Alvarez 9 pass (Franco kick)**UT** - Hunt 26-yard FG

	FLORIDA	TENNESSEE
First Downs	15	23
Rushing Yards	90	213
Passing Yards	161	174
Att.-Comp.-Int.	26-15-0	34-12-2
Total Offense	251	387
Punts-Yards	7-31.0	2-15.0
Fumbles	1	1
Penalty Yards	58	23

**Rushing:**

Florida - Durrance 22-62, Walker 10-33, Rich 1-2.

Tennessee - Watson 25-121, McLeary 8-23, Scott 10-19, Patterson 8-40.

**Passing:**

Florida - Reaves 15-26-0-161-1 TD.

Tennessee - Scott 12-34-2-174-1 TD.

**Receiving:**

Florida - Maliska 6-54, Alvarez 4-51 Rich 2-3.

Tennessee - Kreis 4-82, McClain 2-58.

**1973 TANGERINE BOWL****Dec. 22, 1973 • Gainesville, Fla. (Att. 37,234)**

MIAMI (Ohio) 16  
FLORIDA 7

Miami (Ohio) 3 0 10 3-16  
Florida 0 0 0 7-7

**MU** - Draught 27-yard FG**MU** - Draught 26-yard FG**MU** - Varner 3 run (Draught kick)**MU** - Draught 45-yard FG**UF** - Moore 1 run (Posey kick)

	MIAMI (Ohio)	FLORIDA
First Downs	14	12
Rushes-Yards	70-239	37-90
Passing Yards	6	99
Att.-Comp.-Int.	8-1-0	21-9-4
Total Offense	245	189
Punts-Yards	10-33.0	6-14.0
Fumbles-Lost	2-1	4-3
Penalties-Yards	3-39	3-27

**Rushing:**

Miami (Ohio) - Varner 28-156, Hitchins 20-62, Smith 12-47.

Florida - Moore 16-101, Richards 7-49, Kendrick 6-7.

**Passing:**

Miami (Ohio) - Sanna 1-8-0-6-0 TD.

Florida - Gaffney 3-9-2-25-0 TD, Davis 1-3-2-8-0 TD, Bowden

4-9-0-35-0 TD.

**Receiving:**

Miami (Ohio) - Williams 1-6.

Florida - Moore 3-30, Foldberg 2-25, McGriff 2-13.

**1974 SUGAR BOWL****Dec. 31, 1974 • New Orleans, La. (Att. 67,890)**

NEBRASKA 13  
FLORIDA 10

Nebraska 0 0 0 13-13  
Florida 7 3 0 0-10

**UF** - Green 21 run (Posey kick)**UF** - Posey 40-yard FG**NU** - Anthony 2 run (Coyle kick)**NU** - Coyle 37-yard FG**NU** - Coyle 39-yard FG

	NEBRASKA	FLORIDA
First Downs	18	13
Rushes-Yards	60-304	55-178
Passing Yards	16	97
Att.-Comp.-Int.	14-2-4	10-5-1
Total Offense	320	275
Fumbles	3-1	3-1
Penalties-Yards	2-17	5-41

**Rushing:**

Nebraska - Davis 17-126, Anthony 15-64, O'Leary 18-50.

Florida - Dubose 17-84, Green 14-73, Richards 6-22.

**Passing:**

Nebraska - Humm 2-12-4-16-0 TD.

Florida - Gaffney 5-10-1-97-0 TD.

**Receiving:**

Nebraska - Westbrook 2-16.

Florida - McGriff 2-52, Darby 1-32.

**1975 GATOR BOWL****Dec. 29, 1975 • Jacksonville, Fla. (Att. 64,012)**

MARYLAND 13  
FLORIDA 0

Maryland 7 3 0 3-13  
Florida 0 0 0 0-0

**MD** - Dick to Hoover 19 pass (Sochko kick)**MD** - Sochko 20-yard FG**MD** - Sochko 27-yard FG

	MARYLAND	FLORIDA
First Downs	15	14
Rushes-Yards	52-209	54-182
Passing Yards	82	28
Att.-Comp.-Int.	16-7-0	19-3-3
Total Offense	291	210
Fumbles	0-0	1-1
Penalties-Yards	5-47	6-48

**Rushing:**

Maryland - Atkins 20-127, Jennings 9-53, Wilson 10-33.

Florida - Dubose 18-95, Green 13-31, Fisher 6-21, Gaffney 9-13.

**Passing:**

Maryland - Dick 5-13-0-67-0 TD, Manges 2-3-0-15-0 TD.

Florida - Gaffney 1-7-2-(-5)-0 TD, Fisher 2-12-1-33-0 TD.

**Receiving:**

Maryland - Hoover 2-24, Wilson 2-12, Jennings 2-15.

Florida - LeCount 1-25, Enclade 1-8.

**1977 SUN BOWL****Jan. 2, 1977 • El Paso, Texas (Att. 33,252)**

TEXAS A&M 37  
FLORIDA 14

Texas A&M 3 13 8 13-37  
Florida 0 0 7 7-14

**TAMU** - Franklin 39-yard FG**TAMU** - Walker 9 run (Franklin kick)**TAMU** - Franklin 62-yard FG**TAMU** - Franklin 33-yard FG**TAMU** - Woodard 1 run (Woodard run)**UF** - Chandler 29 run (Posey kick)**TAMU** - Woodard 4 run (Franklin kick)**UF** - LeCount 1 run (Posey kick)**TAMU** - Walker to Woodard 15 pass (Franklin kick missed)

	TEXAS A&M	FLORIDA
First Downs	20	14
Rushing Yards	241	172
Passing Yards	122	58
Att.-Comp.-Int.	19-11-0	24-7-1
Total Offense	363	230
Fumbles-Lost	3-3	6-4
Penalties-Yards	6-33	4-26

**Rushing:**

Texas A&amp;M - Woodard 25-124, Dickey 15-50.

Florida - Bronson 10-64, Chandler 2-38, LeCount 11-35.

**Passing:**

Texas A&amp;M - Woodard 11-18-0-122-1 TD.

Florida - Fisher 5-13-1-42-0 TD.

**Receiving:**

Texas A&amp;M - Woodard 4-25, Haack 3-42.

Florida - Chandler 2-29.

**1980 TANGERINE BOWL****Dec. 20, 1980 • Orlando, Fla. (Att. 52,541)**

FLORIDA 35  
MARYLAND 20

Florida 0 14 14 7-35  
Maryland 3 6 11 0-20

**MD** - Castro 35-yard FG**UF** - Peace to Collinsworth 24 pass (Clark kick)**MD** - Castro 27-yard FG**UF** - Jones 2 run (Clark kick)**MD** - Wysocki 1 run (Tice run)**MD** - Castro 43-yard FG**UF** - Peace 1 run (Clark kick)**UF** - Peace to Collinsworth 21 pass (Clark kick)**UF** - Brown 2 run (Clark kick)

	FLORIDA	MARYLAND
First Downs	16	19
Rushes-Yards	35-108	54-181
Passing Yards	271	155
Att.-Comp.-Int.	34-20-1	26-15-3
Total Offense	379	336
Fumbles-Lost	1-0	4-2
Penalties-Yards	11-108	6-44

**Rushing:**

Florida - Brown 16-71, Peace 6-12.  
 Maryland - Wysocki 39-159, Fasano 3-14.

**Passing:**

Florida - Peace 20-34-1-271-2 TD.  
 Maryland - Tice 11-23-3-129-0 TD.

**Receiving:**

Florida - Collinsworth 8-166, Young 8-66.  
 Maryland - Havener 4-83, Seivers 3-24.

**1981 PEACH BOWL**

Dec. 31, 1981 • Atlanta, Ga. (Att. 37,582)

WEST VIRGINIA 26  
 FLORIDA 6

West Virginia 7 9 3 7 - 26  
 Florida 0 0 0 6 - 6

**WVU** - Luck to Walczak 2 pass (Woodside kick)

**WVU** - Woodside 30-yard FG

**WVU** - Woodside 42-yard FG

**WVU** - Woodside 49-yard FG

**WVU** - Woodside 24-yard FG

**WVU** - Walczak 1 run (Woodside kick)

**UF** - Hewko to Faulkner 22 pass (pass failed)

	WVU	FLORIDA
First Downs	19	10
Rushes-Yards	51-94	34-(-30)
Passing Yards	107	135
Att.-Comp.-Int.	23-14-1	20-11-2
Total Offense	201	105
Punts-Yards	5-33	6-40
Penalties-Yards	4-17	4-39

**Rushing:**

West Virginia - Cornwell 26-97, Beck 8-37, Walczak 8-35.  
 Florida - Jones 9-25, Brown 3-8.

**Passing:**

West Virginia - Luck 14-23-1-107-1 TD.  
 Florida - Peace 6-13-2-47-0 TD, Hewko 5-7-0-88-1 TD.

**Receiving:**

West Virginia - Walczak 8-75, Hollins 2-18.  
 Florida - Mularkey 2-36, Land 2-28, Jackson 4-25.

**1982 BLUEBONNET BOWL**

Dec. 31, 1982 • Houston, Texas (Att. 31,557)

ARKANSAS 28  
 FLORIDA 24

Arkansas 7 0 7 14 - 28  
 Florida 7 10 7 0 - 24

**ARK** - Anderson 6 run (Smith kick)

**UF** - Hewko to Dixon 3 pass (Raymond kick)

**UF** - Raymond 34-yard FG

**UF** - Hewko to Dixon 13 pass (Raymond kick)

**ARK** - Anderson 1 run (Smith kick)

**UF** - Hewko to Dixon 17 pass (Raymond kick)

**ARK** - Jones to Clark 5 pass (Smith kick)

**ARK** - Jones 1 run (Smith kick)

	ARKANSAS	FLORIDA
First Downs	28	23
Rushes-Yards	69-356	42-171
Passing Yards	122	234
Att.-Comp.-Int.	12-7-1	29-19-1
Total Offense	478	405

Punts-Avg. 3-43.3 4-45.8  
 Fumbles-Lost 1-1 3-2  
 Penalties-Yards 5-36 6-50

**Rushing:**

Arkansas - Anderson 26-161, Clark 17-77, Bowles 10-52.  
 Florida - Jones 12-89, Hampton 21-61, Williams 3-21.

**Passing:**

Arkansas - Taylor 5-7-1-123-0 TD, Jones 2-5-0-1 TD.  
 Florida - Hewko 19-28-0-234-3 TD, Jones 0-1-1-0-0 TD.

**Receiving:**

Arkansas - Anderson 3-37, White 1-40.  
 Florida - Dixon 8-106, Hampton 2-37, Faulkner 2-17.

**1983 GATOR BOWL**

Dec. 30, 1983 • Jacksonville, Fla. (Att. 81,293)

FLORIDA 14  
 IOWA 6

Florida 7 7 0 0 - 14  
 Iowa 0 3 3 0 - 6

**UF** - Anderson 1 run (Raymond kick)

**UI** - Nichol 32-yard FG

**UF** - Raymond 34-yard FG

**UF** - Drew fumble recovery in endzone (Raymond kick)

**UI** - Nichol 31-yard FG

	FLORIDA	IOWA
First Downs	14	16
Rushes-Yards	44-168	40-114
Passing Yards	92	167
Att.-Comp.-Int.	22-9-2	30-13-4
Total Offense	260	281
Punts-Avg.	7-37.5	2-40.0
Fumbles-Lost	0-0	2-1
Penalties-Yards	12-105	7-44

**Rushing:**

Florida - Anderson 17-84, Williams 10-68.  
 Iowa - Gill 10-83, Granger 9-37.

**Passing:**

Florida - Peace 9-22-2-92-0 TD.  
 Iowa - Long 13-29-4-167-0 TD.

**Receiving:**

Florida - Dixon 5-55.  
 Iowa - Harmon 6-90, Phillips 2-21.

**1987 ALOHA BOWL**

Dec. 25, 1987 • Honolulu, Hawaii (Att. 24,839)

UCLA 20  
 FLORIDA 16

UCLA 3 7 7 3 - 20  
 Florida 7 3 0 6 - 16

**UCLA** - Velasco 34-yard FG

**UF** - Bell to Simmons 7 pass (McGinty kick)

**UF** - McGinty 32-yard FG

**UCLA** - Brown 1 run (Velasco kick)

**UCLA** - Aikman to Thompson 5 pass (Velasco kick)

**UCLA** - Velasco 32-yard FG

**UF** - Bell to Williams 14 pass (kick blocked)

	UCLA	FLORIDA
First Downs	15	24
Rushes-Yards	41-48	38-188
Passing Yards	173	188

Att.-Comp.-Int. 30-19-2 38-19-0  
 Total Offense 221 373  
 Punts-Avg. 6-35.0 4-18.0  
 Fumbles-Lost 1-0 3-3  
 Penalties-Yards 5-35 8-82

**Rushing:**

UCLA - Ball 23-49, Brown 10-29.  
 Florida - Smith 17-128, Williams 8-43.

**Passing:**

UCLA - Aikman 19-30-2-173-1 TD.  
 Florida - Bell 19-38-0-188-2 TD.

**Receiving:**

UCLA - Anderson 4-52, Pickert 3-37.  
 Florida - Sneed 3-62, Odom 3-32, Simmons 3-20.

**1988 ALL-AMERICAN BOWL**

Dec. 29, 1988 • Birmingham, Ala. (48,218)

FLORIDA 14  
 ILLINOIS 10

Florida 7 0 0 7 - 14  
 Illinois 0 7 0 3 - 10

**UF** - Smith 55 run (Francis kick)

**UI** - Jones 30 run (Higgins kick)

**UI** - Higgins 44-yard FG

**UF** - Smith 2 run (Francis kick)

	FLORIDA	ILLINOIS
First Downs	12	17
Rushes-Yards	47-187	33-55
Passing Yards	69	194
Att.-Comp.-Int.	16-8-2	38-20-2
Total Offense	256	249
Punts-Avg.	4-29.8	7-35.3
Fumbles-Lost	1-1	1-1
Penalties-Yards	5-36	8-59

**Rushing:**

Florida - Smith 18-159, McClendon 9-34.  
 Illinois - Jones 18-88.

**Passing:**

Florida - Morris 6-12-2-50-0 TD, Perry 2-3-0-19-0 TD.  
 Illinois - George 20-37-2-194-0 TD.

**Receiving:**

Florida - Barber 4-29, Smith 2-19.  
 Illinois - Bellamy 5-49, Williams 5-44.

**1989 FREEDOM BOWL**

Dec. 30, 1989 • Anaheim, Calif. (Att. 33,858)

WASHINGTON 34  
 FLORIDA 7

Washington 17 10 0 7 - 34  
 Florida 7 0 0 0 - 7

**UF** - Conklin to Bailey 21 pass (McCallum kick)

**UF** - Douglas 67 run (Francis kick)

**UF** - McCallum 21-yard FG

**UF** - Conklin to Riley 10 pass (McCallum kick)

**UF** - Fields blocked punt recovery (McCallum kick)

**UF** - McCallum 32-yard FG

**UF** - Brunell 21 run (McCallum kick)

**ALL-TIME BOWL RESULTS**

	WASH	FLORIDA
First Downs	28	10
Rushes-Yards	45-191	25-83
Passing Yards	242	148
Att.-Comp.-Int.	44-24-0	28-11-1
Total Offense	433	231
Fumbles-Lost	0-0	7-3
Penalties-Yards	9-86	9-85
Possession Time	41:52	18:08

**Rushing:**

Washington - Lewis 27-97, Turner 7-38.

Florida - Douglas 9-65, Smith 7-17.

**Passing:**

Washington - Conklin 21-39-0-217-2 TD, Brunell 3-5-0-25-0 TD.

Florida - Douglas 8-18-1-91-0 TD, L. Smith 3-10-0-57-0 TD.

**Receiving:**

Washington - McKay 5-83, Lewis 6-44, Ames 5-29.

Florida - Barber 2-41, McClendon 1-36, Mills 3-31.

**1992 SUGAR BOWL**

*Jan. 1, 1992 • New Orleans, La. (Att. 76,447)*

NOTRE DAME 39

FLORIDA 28

Notre Dame 0 7 10 22 - 39

Florida 10 6 0 12 - 28

**UF** - Matthews to Jackson 15 pass (Czyzewski kick)

**UF** - Czyzewski 26-yard FG

**UF** - Czyzewski 24-yard FG

**ND** - Mirer to Dawson 40 pass (Hentrich kick)

**UF** - Czyzewski 36-yard FG

**ND** - Pendergast 32-yard FG

**ND** - Mirer to I. Smith 4 pass (Hentrich kick)

**UF** - Czyzewski 37-yard FG

**UF** - Czyzewski 24-yard FG

**ND** - Bettis 4 run (Mirer pass good)

**ND** - Bettis 49 run (Pendergast kick)

**UF** - Matthews to Houston 36 pass (Matthews pass failed)

**ND** - Bettis 39 run (Pendergast kick)

	NOTRE DAME	FLORIDA
First Downs	23	29
Rushes-Yards	49-279	33-141
Passing Yards	154	370
Att.-Comp.-Int.	19-14-1	58-28-2
Total Offense	433	511
Fumbles-Lost	4-3	0-0
Penalties-Yards	3-15	4-40
Possession Time	29:00	31:00

**Rushing:**

Notre Dame - Bettis 16-150, Culver 13-93, Brooks 13-68.

Florida - Rhett 15-63, McClendon 7-34.

**Passing:**

Notre Dame - Mirer 14-19-1-154-2 TD.

Florida - Matthews 28-58-2-370-2 TD.

**Receiving:**

Notre Dame - T. Smith 7-75, Dawson 2-49.

Florida - Jackson 8-148, Houston 3-52, Sullivan 4-47.

**1992 GATOR BOWL**

*Dec. 31, 1992 • Jacksonville, Fla. (Att. 71,233)*

FLORIDA 27

N.C. STATE 10

Florida 0 10 10 7 - 27

N.C. State 0 0 3 7 - 10

**UF** - Davis 34-yard FG

**UF** - Matthews 1 run (Davis kick)

**UF** - Matthews to Jackson 17 pass (Davis kick)

**NCST** - Videtich 23-yard FG

**UF** - Davis 42-yard FG

**NCST** - Jordan to Shaw 11 pass (Videtich kick)

**UF** - Matthews to Houston 34 pass (Davis kick)

	FLORIDA	NC STATE
First Downs	26	13
Rushes-Yards	50-198	25-54
Passing Yards	247	213
Att.-Comp.-Int.	39-19-2	42-22-1
Total Offense	445	267
Fumbles-Lost	3-2	2-1
Penalties-Yards	6-44	1-10
Possession Time	33:43	26:17

**Rushing:**

Florida - Rhett 39-192, Matthews 8-8.

N.C. State - Barbour 11-50, George 1-5.

**Passing:**

Florida - Matthews 19-38-0-247-2 TD.

N.C. State - Jordan 22-42-2-213-1 TD.

**Receiving:**

Florida - Rhett 7-42, Jackson 3-42.

N.C. State - Lawrence 5-77, Auer 5-48, Shaw 5-33.

**1994 SUGAR BOWL**

*Jan. 1, 1994 • New Orleans, La. (Att. 75,437)*

FLORIDA 41

WEST VIRGINIA 7

Florida 7 14 11 6 - 41

West Virginia 7 0 0 0 - 7

**WVU** - Kelchner to Kearney 32 pass (Mazzone kick)

**UF** - Rhett 3 run (Davis kick)

**UF** - Wright 52 interception return (Davis kick)

**UF** - Dean to Jackson 39 pass (Davis kick)

**UF** - Rhett 2 run (Davis kick)

**UF** - Rhett 1 run (Davis kick)

**UF** - Davis 43-yard FG

**UF** - Davis 26-yard FG

	FLORIDA	WVU
First Downs	30	16
Rushes-Yards	48-201	31-122
Passing Yards	280	143
Att.-Comp.-Int.	39-24-1	40-16-1
Total Offense	482	265
Fumbles-Lost	2-1	2-1
Penalties-Yards	5-43	8-71
Possession Time	33:22	26:38

**Rushing:**

Florida - Rhett 25-105, Foy 10-50, Bilkie 2-11.

West Virginia - Walker 13-59, Woodard 2-18, Kelchner 5-11.

**Passing:**

Florida - Dean 22-37-1-244-1 TD, Kresser 2-2-0-26-0 TD.

West Virginia - Kelchner 13-27-0-123-1 TD, Studstill 3-11-1-20-0 TD.

**Receiving:**

Florida - W. Jackson 9-131, Houston 2-38, J. Jackson 3-32.

West Virginia - Kearney 4-59, Baker 4-46.

**1995 SUGAR BOWL**

*Jan. 2, 1995 • New Orleans, La. (Att. 76,224)*

FLORIDA ST 23

FLORIDA 17

Florida St 3 17 3 0 - 23

Florida 3 7 0 7 - 17

**FSU** - Mowrey 21-yard FG

**UF** - Davis 26-yard FG

**FSU** - Dunn to Ellison 73 pass (Mowrey kick)

**FSU** - Kanell to McCorvey 16 pass (Mowrey kick)

**UF** - Wuerffel to Hilliard 82 pass (Davis kick)

**FSU** - Mowrey 24-yard FG

**FSU** - Mowrey 45-yard FG

**UF** - Wuerffel 1 run (Davis kick)

	FLORIDA ST	FLORIDA
First Downs	21	23
Rushes-Yards	30-76	29-5
Passing Yards	325	449
Att.-Comp.-Int.	41-24-0	43-30-1
Total Offense	401	454
Fumbles-Lost	0-0	2-2
Penalties-Yards	7-62	8-57
Possession Time	27:56	32:04

*(continued on next page)*

*1995 Sugar Bowl (cont.)*

**Rushing:**

Florida St - Dunn 14-58, Crockett 5-19.

Florida - Williams 10-27, Taylor 8-18.

**Passing:**

Florida St - Kanell 23-40-0-252-1 TD, Dunn 1-1-0-73-1 TD.

Florida - Wuerffel 28-39-1-394-1 TD, Kresser 1-2-0-3-0 TD.

**Receiving:**

Florida St - Ellison 4-102, McCorvey 4-84, Green 4-74.

Florida - Jackson 6-128, Hilliard 3-119, Anthony 8-57.

**1996 FIESTA BOWL**

*Jan. 2, 1996 • Tempe, Ariz. (Att. 79,864)*

NEBRASKA 62

FLORIDA 24

Nebraska 6 29 14 13 - 62

Florida 10 0 8 6 - 24

**UF** - Edmiston 23-yard FG

**NU** - Frazier to Phillips 16 pass (kick blocked)

**UF** - Wuerffel 1 run (Edmiston kick)

**NU** - Phillips 42 run (Brown kick)

**NU** - Wuerffel sacked by Williams for a safety

**NU** - Green 1 run (Brown kick)

**NU** - Brown 26-yard FG

**NU** - Booker 42-yard interception return (Brown kick)

**NU** - Brown 24-yard FG

**NU** - Frazier 35 run (Brown kick)

**UF** - Wuerffel to Hilliard 35 pass (Wuerffel pass good)

**NU** - Frazier 75 run (Brown kick)

**NU** - Phillips 15 run (kick blocked)

**NU** - Berringer 1 run (Retzlaff kick)

**UF** - Anthony 93 kickoff return (Wuerffel pass failed)



	NEBRASKA	FLORIDA
First Downs	27	15
Rushes-Yards	68-524	21-(-28)
Passing Yards	105	297
Att.-Comp.-Int.	15-6-2	38-20-3
Total Offense	629	269
Fumbles-Lost	1-0	1-1
Penalties-Yards	4-30	9-78
Possession Time	35:17	24:43

#### Rushing:

Nebraska - Frazier 16-199, Phillips 25-165, Green 9-68.  
Florida - Williams 6-6, T. Jackson 4-4.

#### Passing:

Nebraska - Frazier 6-14-2-105-1 TD, Phillips 0-1-0-0-0 TD.  
Florida - Wuerffel 17-31-3-255-1 TD, Kresser 3-7-0-42-0 TD.

#### Receiving:

Nebraska - Johnson 2-43, Holbein 1-33.  
Florida - Doering 8-123, Hilliard 6-100, Anthony 2-40.

### 1997 SUGAR BOWL

Jan. 2, 1997 • New Orleans, La. (Att. 78,344)

FLORIDA	52
Florida St	20

Florida	10	14	14	14	52
Florida St	3	14	3	0	20

UF - Wuerffel to Hilliard 9 pass (Edmiston kick)

FSU - Bentley 43-yard FG

UF - Edmiston 32-yard FG

UF - Taylor 2 run (Edmiston kick)

FSU - Busby to Green 29 pass (Bentley kick)

UF - Wuerffel to Hilliard 31 pass (Edmiston kick)

FSU - Dunn 12 run (Bentley kick)

FSU - Bentley 45-yard FG

UF - Wuerffel to Hilliard 8 pass (Edmiston kick)

UF - Wuerffel 16 run (Edmiston kick)

UF - Jackson 42 run (Edmiston kick)

UF - Jackson 1 run (Edmiston kick)

	FLORIDA	FLORIDA ST
First Downs	26	13
Rushes-Yards	43-168	21-42
Passing Yards	306	271
Att.-Comp.-Int.	34-18-1	42-17-2
Total Offense	474	313
Fumbles-Lost	1-0	2-0
Penalties-Yards	15-102	14-115
Possession Time	36:27	23:33

#### Rushing:

Florida - Jackson 12-118, Taylor 18-60.  
Florida St - Dunn 9-28, Warrick 1-12.

#### Passing:

Florida - Wuerffel 18-34-1-306-3 TD.  
Florida St - Busby 17-41-1-271-1 TD, Kendra 0-1-1-0-0 TD.

#### Receiving:

Florida - Hilliard 7-150, Green 5-79, Anthony 4-50.  
Florida St - Green 3-86, Cooper 4-82, Messam 5-48.

### 1998 FLORIDA CITRUS BOWL

Jan. 1, 1998 • Orlando, Fla. (Att. 67,919)

FLORIDA	21
PENN STATE	6

Florida	14	0	0	7	21
Penn State	0	3	3	0	6

UF - Brindise 1 run (Cooper kick)

UF - Johnson to Green 35 pass (Cooper kick)

PSU - Forney 42-yard FG

PSU - Forney 30-yard FG

UF - Palmer to Green 37 pass (Cooper kick)

	FLORIDA	PENN ST
First Downs	23	9
Rushes-Yards	59-254	29-47
Passing Yards	143	92
Att.-Comp.-Int.	19-9-2	32-10-3
Total Offense	397	139
Fumbles-Lost	1-1	0-0
Penalties-Yards	5-46	1-5
Possession Time	35:07	24:53

#### Rushing:

Florida - Taylor 43-234, Carroll 9-28.  
Penn State - Eberly 14-53, Watson 4-5.

#### Passing:

Florida - Johnson 5-12-1-77-1 TD, Brindise 3-6-1-29-0 TD,  
Palmer 1-1-0-37-1 TD.

Penn State - McQueary 10-32-3-92-0 TD.

#### Receiving:

Florida - Green 2-72, McGriff 1-19, Taylor 1-19.

Penn State - Natasi 2-26, Brown 3-25, Watson 2-15.

### 1999 ORANGE BOWL

Jan. 2, 1999 • Miami, Fla. (Att. 67,919)

FLORIDA	31
SYRACUSE	10

Florida	14	14	14	3	31
Syracuse	0	3	0	7	10

UF - Johnson to Taylor 51 pass (Chandler kick)

UF - Johnson to Taylor 26 pass (Chandler kick)

SYR - Trout 36-yard FG

UF - Palmer to Kinney 4 pass (Chandler kick)

UF - Palmer 2 run (Chandler kick)

UF - Chandler 32-yard FG

SYR - McNabb to Jackson 62 pass (Trout kick)

	FLORIDA	SYRACUSE
First Downs	18	18
Rushes-Yards	36-133	36-129
Passing Yards	308	192
Att.-Comp.-Int.	31-22-0	30-14-1
Total Offense	441	321
Fumbles Lost	0	3
Penalties-Yards	11-76	2-20
Possession Time	31:48	28:12

#### Rushing:

Florida - Jackson 21-108, Taylor 2-16.  
Syracuse - McNabb 20-72, Brown 5-31.

#### Passing:

Florida - Johnson 12-17-0-195-2 TD, Palmer 10-14-0-113-1 TD.  
Syracuse - McNabb 14-30-1-192-1 TD.

#### Receiving:

Florida - Taylor 7-159, Karim 4-79, Jackson 4-27.  
Syracuse - Jackson 1-62, Johnson 4-49, Daniel 4-34.

### 2000 FLORIDA CITRUS BOWL

Jan. 1, 2000 • Orlando, Fla. (Att. 62,011)

MICHIGAN STATE	37
FLORIDA	34

Michigan St	3	17	6	11	37
Florida	7	14	6	7	34

MSU - Edinger 46-yard FG

UF - Johnson to Taylor 12 pass (Chandler kick)

MSU - Burke to Burress 37 pass (Edinger kick)

MSU - Turner 24-yard fumble return (Edinger kick)

UF - Johnson to Taylor 8 pass (Chandler kick)

MSU - Edinger 20-yard FG

UF - Johnson 1 run (Chandler kick)

MSU - Burke to Burress 21 pass (Burke pass failed)

UF - Johnson to Taylor 39 pass (Johnson pass failed)

UF - Gillespie 2 run (Chandler kick)

MSU - Burke to Burress 30 pass (Burke pass good)

MSU - Edinger 39-yard FG

	MICHIGAN ST	FLORIDA
First Downs	25	27
Rushes-Yards	40-187	30-113
Passing Yards	257	300
Att.-Comp.-Int.	35-21-2	51-25-0
Total Offense	400	367
Fumbles Lost	1	2
Penalties-Yards	7-80	10-100
Possession Time	32:49	27:11

#### Rushing:

Michigan State - Clemons 20-105, Duckett 14-77.  
Florida - Gillespie 14-74, Carroll 5-14.

#### Passing:

Michigan State - Burke 21-35-2-257-3 TD.

Florida - Johnson 24-50-0-288-3 TD.

#### Receiving:

Michigan State - Burress 13-185, Baker 2-21.

Florida - Taylor 11-156, Jackson 5-61, Willis 4-53.

### 2001 SUGAR BOWL

Jan. 2, 2001 • New Orleans, La. (Att. 64,407)

MIAMI (FLA.)	37
FLORIDA	20

Miami (Fla.)	10	3	14	10	37
Florida	7	3	7	3	20

UF - Grossman to Wells 23 pass (Chandler kick)

UM - Sievers 44-yard FG

UM - Dorsey to Shockey 8 pass (Sievers kick)

UM - Sievers 29-yard FG

UF - Chandler 51-yard FG

UF - Graham 36 run (Chandler kick)

UM - Dorsey to Williams 19 pass (Sievers kick)

UM - Dorsey to Davenport 2 pass (Sievers kick)

UF - Chandler 26-yard FG

UM - Sievers 29-yard FG

UM - Davenport 3 run (Sievers kick)

	MIAMI	FLORIDA
First Downs	28	25
Rushes-Yards	43-198	20-155

**ALL-TIME BOWL RESULTS**

Passing Yards	270	312
Att.-Comp.-Int.	40-22-2	51-24-3
Total Offense	454	452
Fumbles Lost	0	0
Penalties-Yards	11-109	9-79
Possession Time	35:19	24:41

**Rushing:**

Miami - Portis 18-97, Jackson 12-62, Davenport 6-17.  
Florida - Graham 15-136.

**Passing:**

Miami - Dorsey 22-40-2-270-3 TD.  
Florida - Grossman 18-41-2-252-1 TD, Palmer 6-10-1-60-0 TD.

**Receiving:**

Miami - Moss 6-89, Wayne 3-49, Shockey 4-47.  
Florida - Caldwell 6-110, Gaffney 7-75, Graham 4-43.

**2002 ORANGE BOWL**

Jan. 2, 2002 • Miami, Fla. (Att. 73,640)  
FLORIDA 56  
MARYLAND 23

Florida	14	14	21	7 - 56
Maryland	7	3	0	13 - 23

**UF** - Graham 1 run (Chandler kick)

**UF** - Berlin to Jacobs 46 pass (Chandler kick)

**MD** - Hill to Williams 64 pass (Novak kick)

**MD** - Novak 20-yard FG

**UF** - Grossman to Jacobs 15 pass (Chandler kick)

**UF** - Grossman to Gaffney 4 pass (Chandler kick)

**UF** - Gillespie 11 run (Chandler kick)

**MD** - Riley 1 run (Novak kick)

**UF** - Grossman to Perez 10 pass (Chandler kick)

**MD** - Riley 10 run (Hill pass failed)

	FLORIDA	MARYLAND
First Downs	30	19
Rushes-Yards	25-203	40-103
Passing Yards	456	257
Att.-Comp.-Int.	49-33-2	39-23-1
Total Offense	659	360
Fumbles-Lost	2-1	0-0
Penalties-Yards	6-43	4-20
Possession Time	28:26	31:34

**Rushing:**

Florida - Graham 16-149, Gillespie 4-63.  
Maryland - Hill 11-31, Riley 9-23.

**Passing:**

Florida - Grossman 20-28-0-248-3 TD, Berlin 11-19-2-196-1 TD,  
Creveling 2-2-0-12-0 TD.  
Maryland - Hill 23-39-1-257-1 TD.

**Receiving:**

Florida - Jacobs 10-170, Gaffney 7-118, Caldwell 4-47.  
Maryland - Williams 4-91, Parson 4-46, Murphy 5-42.

**2003 OUTBACK BOWL**

Jan. 1, 2003 • Tampa, Fla. (Att. 65,101)

MICHIGAN 38  
FLORIDA 30

Michigan	7	14	14	3 - 38
Florida	0	16	7	7 - 30

**UM** - Perry 4 run (Finley kick)

**UF** - Graham 2 run (Leach kick)

**UF** - Graham 1 run (Carthon rush failed)

**UM** - Perry 1 run (Finley kick)

**UF** - Leach 29-yard FG

**UM** - Navarre to Bellamy 8 pass (Finley kick)

**UF** - Grossman to Ratliff 33 pass (Leach kick)

**UM** - Perry 7 run (Finley kick)

**UM** - Perry 12 run (Finley kick)

**UF** - Grossman to Walker 3 pass (Leach kick)

**UM** - Finley 33-yard FG

	MICHIGAN	FLORIDA
First Downs	17	28
Rushes-Yards	37-104	43-183
Passing Yards	319	323
Att.-Comp.-Int.	37-21-0	42-21-1
Total Offense	423	506
Fumbles Lost-Int.	0-0	2-1
Penalties-Yards	3-23	6-38
Possession Time	32:39	27:21

**Rushing:**

Michigan - Perry 28-85, Bellamy 2-20.

Florida - Graham 22-120, Carthon 6-56.

**Passing:**

Michigan - Navarre 21-36-0-319-1 TD.

Florida - Grossman 21-41-0-323-2 TD, Brown 0-1-1-0-0 TD.

**Receiving:**

Michigan - Edwards 4-110, Perry 6-108, Joppru 6-80.

Florida - Jacobs 7-88, Carthon 3-65, Kight 3-52.

**2004 OUTBACK BOWL**

Jan. 1, 2004 • Tampa, Fla. (Att. 65,372)

IOWA 37  
FLORIDA 17

Iowa	7	13	14	3 - 37
Florida	7	0	3	7 - 17

**UF** - Leak to Kight 70 pass (Leach kick)

**UI** - Chandler to Brown 3 pass (Kaeding kick)

**UI** - Kaeding 47-yard FG

**UI** - Chandler 5 run (Kaeding kick)

**UI** - Kaeding 32-yard FG

**UI** - Melloy 0-yard blocked punt return (Kaeding kick)

**UF** - Leach 48-yard FG

**UI** - Russell 34 run (Kaeding kick)

**UI** - Kaeding 38-yard FG

**UF** - Leak to Baker 25 pass (Leach kick)

	IOWA	FLORIDA
First Downs	22	16
Rushes-Yards	49-238	28-57
Passing Yards	170	268
Att.-Comp.-Int.	26-13-0	41-22-1
Total Offense	408	325
Fumbles-Lost	1-0	1-0
Penalties-Yards	3-15	4-43
Possession Time	34:10	25:50

**Rushing:**

Iowa - Russell 21-150, Lewis 12-45.

Florida - Carthon 10-44, Fason 4-23.

**Passing:**

Iowa - Chandler 13-25-0-170-1 TD.

Florida - Leak 22-41-1-268-2 TD.

**Receiving:**

Iowa - Brown 6-96, Hinkel 3-44.

Florida - Perez 7-70, Small 3-37, Baker 3-36.

**2004 CHICK-FIL-A PEACH BOWL**

Dec. 31, 2004 • Atlanta, Ga. (Att. 69,322)

MIAMI 27  
FLORIDA 10

Miami	7	10	7	3 - 27
Florida	0	3	7	0 - 10

**UM** - Hester 78-yard blocked field goal return (Peattie kick)

**UF** - Leach 34-yard FG

**UM** - Peattie 47-yard FG

**UM** - Parrish 72-yard punt return (Peattie kick)

**UM** - Berlin to Moore 20 pass (Peattie kick)

**UF** - Leak to Cornelius 45 pass (Leach kick)

**UM** - Peattie 32-yard FG

	MIAMI	FLORIDA
First Downs	16	22
Rushes-Yards	36-106	40-144
Passing Yards	171	262
Att.-Comp.-Int.	13-24-1	39-19-2
Total Offense	277	406
Fumbles-Lost	2-1	1-0
Penalties-Yards	4-30	8-74
Possession Time	28:51	31:09

**Rushing:**

Miami - Gore 25-80, Moss 4-18.

Florida - Fason 17-94, Leak 14-79, Thornton 8-20.

**Passing:**

Miami - Berlin 13-24-1-171-1 TD.

Florida - Leak 19-39-2-262-1 TD.

**Receiving:**

Miami - Parrish 4-63, Leggett 2-41, Moore 2-32.

Florida - Small 8-92, Fason 4-40, Jackson 2-33.

**2006 OUTBACK BOWL**

Jan. 2, 2006 • Tampa, Fla. (Att. 65,881)

FLORIDA 31  
IOWA 24

Florida	7	17	7	0 - 31
Iowa	0	7	0	17 - 24

**UF** - T. McCollum 6-yard blocked punt return (Hetland kick)

**UF** - Hetland 21-yard FG

**UF** - Brown 60-yard interception return (Hetland kick)

**UI** - Tate to Solomon 20 pass (Schlicher kick)

**UF** - Leak to Baker 24 pass (Hetland kick)

**UF** - Leak to Baker 38 pass (Hetland kick)

**UI** - Tate to Hinkel 4 pass (Schlicher kick)

**UI** - Tate to Hinkel 14 pass (Schlicher kick)

**UI** - Schlicher 45-yard FG

	FLORIDA	IOWA
First Downs	26	23
Rushes-Yards	42-169	20-64
Passing Yards	278	346
Att.-Comp.-Int.	40-25-0	55-32-1
Total Offense	447	410
Fumbles-Lost	1-1	0-0
Penalties-Yards	5-30	8-60
Possession Time	35:25	24:35

**Rushing:**

Florida - Moore 13-88, Wynn 8-34, Leak 13-31.

Iowa - Young 13-34, Tate 3-24.

**Passing:**

Florida - Leak 25-40-0-278-2 TD.  
Iowa - Tate 32-55-1-346-3 TD.

**Receiving:**

Florida - Baker 10-147, Jackson 7-76, Casey 2-27.  
Iowa - Solomon 7-96, Hinkel 9-87, Chandler 7-89.

**2007 TOSTITOS BCS NATIONAL CHAMPIONSHIP***Jan. 8, 2007 • Glendale, Ariz. (Att. 74,628)*

FLORIDA 41  
OHIO STATE 14

Florida 14 20 0 7-41  
Ohio State 7 7 0 0-24

**OSU** - Ginn, Jr., 93-yard kickoff return (Pettrey kick)**UF** - Leak to Baker 14 pass (Hetland kick)**UF** - Harvin 4 run (Hetland kick)**UF** - Wynn 2 run (Hetland kick)**OSU** - Pittman 18 run (Pettrey kick)**UF** - Hetland 42-yard FG**UF** - Hetland 40-yard FG**UF** - Tebow to Caldwell 1 pass (Hetland kick)**UF** - Tebow 1 run (Hetland kick)

	FLORIDA	OHIO ST
First Downs	21	8
Rushes-Yards	43-156	23-47
Passing Yards	214	35
Att.-Comp.-Int.	26-37-0	4-14-1
Total Offense	370	82
Fumbles-Lost	0-0	1-1
Penalties-Yards	6-50	5-50
Possession Time	40:48	19:12

**Rushing:**

Florida - Wynn 19-69, Tebow 10-39, Harvin 5-22  
Ohio State - Pittman 10-60, Wells 2-9, Hartline 1-5

**Passing:**

Florida - Leak 25-36-0-213-1 TD, Tebow 1-1-0-1-1 TD  
Ohio State - Smith 4-14-1-35-0 TD

**Receiving:**

Florida - Harvin 9-60, Cornelius 5-50, Ingram 4-58  
Ohio State - Gonzales 2-11, Hartline 1-13, Pittman 1-11

**2008 CAPITAL ONE BOWL***Jan. 1, 2008 • Orlando, Fla. (Att. 69,748)*

MICHIGAN 41  
FLORIDA 35

Michigan 7 14 7 13-41  
Florida 7 7 14 7-35

**UM** - Henne to Manningham 21 pass (Lopata kick)**UF** - Tebow to Harvin 10 pass (Iijas kick)**UF** - Tebow to Caldwell 18 pass (Iijas kick)**UM** - Hart 3 run (Lopata kick)**UM** - Henne to Arrington 1 pass (Lopata kick)**UM** - Hart 1 run (Lopata kick)**UF** - Tebow 1 run (Iijas kick)**UF** - Tebow to Caldwell 14 pass (Iijas kick)**UM** - Lopata 37-yard FG**UF** - Harvin 10 run (Iijas kick)**UM** - Henne to Arrington 18 pass (Lopata kick)**UM** - Lopata 41-yard FG

	MICHIGAN	FLORIDA
First Downs	28	18
Rushes-Yards	47-151	32-230
Passing Yards	373	169
Att.-Comp.-Int.	39-25-2	34-18-0
Total Offense	524	399
Fumbles-Lost	4-2	1-0
Penalties-Yards	8-65	9-49
Possession Time	32:18	27:42

**Rushing:**

Michigan - Hart 32-129, Manningham 7-53  
Florida - Harvin 13-165, Tebow 16-19

**Passing:**

Michigan - Henne 25-39-2-373-3 TD  
Florida - Tebow 14-33-0-154-3 TD, Henry 1-1-0-15-0 TD

**Receiving:**

Michigan - Arrington 9-153, Matthews 7-62, Manningham 5-78  
Florida - Harvin 9-77, Caldwell 4-40, Hernandez 3-31

**2009 FEDEX BCS NATIONAL CHAMPIONSHIP***Jan. 8, 2009 • Miami, Fla. (Att. 78,468)*

FLORIDA 24  
OKLAHOMA 14

Florida 0 7 7 10-24  
Oklahoma 0 7 0 7-14

**UF** - Tebow to Murphy 20 pass (Phillips kick)**OU** - Bradford to Gresham 6 pass (Stevens kick)**UF** - Harvin 2 run (Phillips kick)**OU** - Bradford to Gresham 11 pass (Stevens kick)**UF** - Phillips 27-yard FG**UF** - Tebow to Nelson 4 pass (Phillips kick)

	FLORIDA	OKLAHOMA
First Downs	24	25
Rushes-Yards	44-249	29-107
Passing Yards	231	256
Att.-Comp.-Int.	30-18-2	41-26-2
Total Offense	480	363
Fumbles-Lost	0-0	1-1
Penalties-Yards	8-81	4-31
Possession Time	34:57	25:03

**Rushing:**

Florida - Harvin 9-122, Tebow 22-109.  
Oklahoma - Brown 22-110, Madu 4-12

**Passing:**

Florida - Tebow 18-30-2-231-2 TD,  
Oklahoma - Bradford 26-41-2-256-2 TD

**Receiving:**

Florida - Hernandez 5-57, Harvin 5-49, Murphy 2-44  
Oklahoma - Gresham 8-62, Iglesias 5-58, Johnson 4-29

**2010 ALLSTATE SUGAR BOWL***Jan. 1, 2010 • New Orleans, La. (Att. 65,207)*

CINCINNATI 24  
FLORIDA 51

Cincinnati 0 3 7 14-24  
Florida 9 21 14 7-51

**UF** - Tebow to Hernandez 7-yd pass (Sturgis kick failed)**UF** - Sturgis 40-yard FG**UF** - Tebow to Thompson 7-yd pass (Sturgis kick)**UF** - Moody 6-yd run (Sturgis kick)**UC** - Rogers 47-yd FG**UF** - Tebow to Cooper 80-yd pass (Sturgis kick)**UF** - Moody 2-yd run (Sturgis kick)**UC** - Pike to Waugh 2-yd pass (Rogers kick)**UF** - Tebow 4-yd run (Sturgis kick)**UC** - Pike to Binns 3-yd pass (Rogers kick)**UF** - Rainey 6-yd run (Sturgis kick)**UC** - Pike to Alli 6-yd pass (Rogers kick)

	CINCINNATI	FLORIDA
First Downs	19	28
Rushes-Yards	23-76	34-177
Passing Yards	170	482
Att.-Comp.-Int.	45-27-0	36-31-0
Total Offense	246	659
Fumbles-Lost	1-0	0-0
Penalties-Yards	3-40	12-90
Possession Time	27:40	32:20

**Rushing:**

Cincinnati - Pead 7-48, Kelce 1-19  
Florida - Gillislee 5-78, Tebow 14-51

**Passing:**

Cincinnati - Pike 27-45-0-170-3 TD  
Florida - Tebow 31-35-0-482-3 TD

**Receiving:**

Cincinnati - Gilyard 7-41, Binns 5-29, Guidugli 5-22  
Florida - Hernandez 9-111, Cooper 7-181, Rainey 4-71

**2011 OUTBACK BOWL***Jan. 1, 2011 • Tampa, Fla. (Att. 60,574)*

FLORIDA 37  
PENN STATE 24

Florida 0 14 6 17-37  
Penn State 7 10 7 0-24

**PSU** - McGloin to Moyer 5-yd pass (Wagner kick)**UF** - Hines 16-yd run (Henry kick)**UF** - McCray 27-yd blocked puntn return (Henry kick)**PSU** - Zordich 1-yd run (Wagner kick)**PSU** - Wagner 20-yd FG**UF** - Henry 30-yd FG**PSU** - McGloin 2-yd run (Wagner kick)**UF** - Henry 47-yd FG**UF** - Gillislee 1-yd run (Henry kick)**UF** - Henry 20-yd FG**UF** - Black 80-yd interception return (Henry kick)

	FLORIDA	PENN ST
First Downs	17	17
Rushes-Yards	45-178	36-139
Passing Yards	101	211
Att.-Comp.-Int.	27-14-1	41-17-5
Total Offense	279	350
Fumbles-Lost	2-1	0-0
Penalties-Yards	5-35	5-29
Possession Time	27:11	32:49

**Rushing:**

Florida - Reed 24-68, Rainey 6-66  
Penn State - Royster 20-98

**Passing:**

Florida - Reed 8-13-0-0, Brantley 6-13-1-0 TD  
Penn State - McGloin 17-41-5-1 TD

**Receiving:**

Penn State - Moyer 5-79, Royster 4-51, Brackett 2-28  
Florida - Hines 2-27, Burton 2-22, Thompson 2-22

**2012 TAXSLAYER.COM GATOR BOWL**

*Jan. 2, 2012 - Jacksonville, Fla. (Att. 61,312)*

OHIO STATE 17  
FLORIDA 24

Ohio State 0 10 0 7-17  
Florida 7 7 7 3-24

**UF** - Brantley to Thompson 17-yd pass (Sturgis kick)

**OSU** - Miller to Posey 5-yd pass (Basil kick)

**UF** - Debose 99-yd kickoff return (Sturgis kick)

**OSU** - Basil 47-yd field goal

**UF** - Stewart 14-yd blocked punt return (Sturgis kick)

**UF** - Sturgis 17-yd field goal

**OSU** - Miller to Hall 11-yd pass (Basil kick)

	OHIO ST	FLORIDA
First Downs	20	14
Rushes-Yards	37-137	38-131
Passing Yards	162	132
Att.-Comp.-Int.	23-18-0	16-12-1
Total Offense	236	263
Fumbles-Lost	2-2	2-2
Penalties-Yards	4-25	7-74
Possession Time	32:21	27:39

**Rushing:**

Ohio St - Herron 12-82, Hall 4-24, Miller 15-20, Hyde 5-17

Florida - Rainey 16-71, Demps 7-30, Burton 4-23, Gillislee 5-15

**Passing:**

Ohio St - Miller 18-23-0-162-2 TD

Florida - Brantley 12-16-1-132-1 TD

**Receiving:**

Ohio St - Posey 5-38, Herron 4-11, Hall 3-12, Smith 2-47

Florida - Rainey 3-31, Hines 2-40, Thompson 2-27

**2013 ALLSTATE SUGAR BOWL**

*Jan. 2, 2013 - New Orleans, La. (Att. 54,178)*

LOUISVILLE 33  
FLORIDA 23

Louisville 14 10 6 3-33  
Florida 0 10 0 13-23

**UL** - Floyd 38-yd interception return (Wallace kick)

**UL** - Wright 1-yd run (Wallace kick)

**UF** - Sturgis 33-yd field goal

**UL** - Wallace 27-yd field goal

**UL** - Bridgewater to Parker 15-yd pass (Wallace kick)

**UF** - Jones 1-yd run (Sturgis kick)

**UL** - Bridgewater to Copeland 19-yd pass (Wallace kick)

**UL** - Wallace 30-yd field goal

**UF** - Debose 100-yd kickoff return (Sturgis kick)

**UF** - Driskel to Taylor 5-yd pass (Sturgis kick)

	LOUISVILLE	FLORIDA
First Downs	23	17
Rushes-Yards	36-70	30-111
Passing Yards	266	175
Att.-Comp.-Int.	32-20-1	29-16-2
Total Offense	336	286
Fumbles-Lost	2-0	1-1
Penalties-Yards	2-25	9-98
Possession Time	35:37	24:23

**Rushing:**

Louisville - Wright 25-84-1 TD, Lamb 2-5, Bridgewater 7-(-17)

Florida - Gillislee 9-48, T.Burton 5-24, Jones 3-16-1 TD, Hines 2-11, Debose 1-8, Driskel 10-4

**Passing:**

Louisville - Bridgewater 20-32-1-266-2 TD

Florida - Driskel 16-29-2-175-1 TD

**Receiving:**

Louisville - Rogers 4-62, Smith 4-55, Wright 3-19, Butler 2-43, Parker 2-32-1 TD, Copeland 2-31-1 TD

Florida - Dunbar 5-77, Hines 3-34, Hammond 2-22

**2015 BIRMINGHAM BOWL**

*Jan. 3, 2015 - Birmingham, Ala. (Att. 30,083)*

EAST CAROLINA 20  
FLORIDA 28

East Carolina 7 0 10 3-20

Florida 7 14 7 0-28

**ECU** - Carden to Hardy 3-yd pass (Harvey kick)

**UF** - Poole 29-yd interception return (Hardin kick)

**UF** - Lane 2-yd run (Hardin kick)

**UF** - Harris to Powell 13-yd pass (Hardin kick)

**ECU** - Carden to Worthy 4-yd pass (Harvey kick)

**UF** - Harris to Fulwood 86-yd pass (Hardin kick)

**ECU** - Harvey 24-yd field goal

**ECU** - Harvey 24-yd field goal

	ECU	FLORIDA
First Downs	32	15
Rushes-Yards	33-109	43-168
Passing Yards	427	171
Att.-Comp.-Int.	68-34-2	28-13-1
Total Offense	536	339
Fumbles-Lost	2-1	2-2
Penalties-Yards	5-35	6-40
Possession Time	32:23	27:37

**Rushing:**

ECU - Hairston 17-73, Scott 5-44, Benkert 2-6, Carden 9-(-14)

Florida - Lane 16-109-1 TD, Harris 10-41, Brown 8-21, Driskel 3-7, Taylor 4-0, Team 2-(-10)

**Passing:**

ECU - Carden 34-66-2-427-2 TD, Jones 0-1-0-0, Hardy 0-1-0-0

Florida - Driskel 8-17-0-48, Harris 5-11-1-123-1 TD

**Receiving:**

ECU - Hardy 11-160-1 TD, Worthy 8-130-1 TD, Jones 6-64, Williams 3-24, Grayson 2-36, Johnson 1-5, Williams 1-5, Baggett 1-2, Scott 1-1

Florida - Robinson 6-36, Powell 3-20-1 TD, Fulwood 1-86-1 TD, Burton 1-18, Dunbar 1-6, Thompson 1-5

**2016 BUFFALO WILD WINGS CITRUS BOWL**

*Jan. 1, 2016 - Orlando, Fla. (Att. 63,113)*

MICHIGAN 41  
FLORIDA 7

Michigan 7 10 14 10-41

Florida 7 0 0 0-7

**MICH** - Johnson 4-yd run (Allen kick)

**UF** - Callaway to Harris 2-yd pass (MacInnes kick)

**MICH** - Rudock to Chesson 31-yd pass (Allen kick)

**MICH** - Allen 21-yd field goal

**MICH** - Rudock to Perry 3-yd pass (Allen kick)

**MICH** - Houma 2-yd run (Allen kick)

**MICH** - Rudock to Johnson 8-yd pass (Allen kick)

**MICH** - Allen 25-yd field goal

**MICHIGAN FLORIDA**

First Downs	28	14
Rushes-Yards	46-225	27-118
Passing Yards	278	155
Att.-Comp.-Int.	31-20-0	25-10-2
Total Offense	503	273
Fumbles-Lost	2-0	0-0
Penalties-Yards	4-30	7-66
Possession Time	38:38	21:22

**Rushing:**

Michigan - Smith 25-109, Johnson 6-58 TD, Houma 9-32 TD, Rudock 4-29, Team 2-(-3)

Florida - Harris 11-55, Taylor 11-50, Cronkrite 3-17, Bryan 1-(-1), Grady 1-(-3)

**Passing:**

Michigan - Rudock 20-31-0-278 3 TD

Florida - Harris 8-21-1-146, Grady 1-2-0-7, Callaway 1-1-0-2 TD, Townsend 0-1-1-0

**Receiving:**

Michigan - Chesson 5-118 TD, Perry 5-51 TD, Butt 3-34, Darboh 2-24, Johnson 2-10 TD, Hill 1-24, Bunting 1-17, Smith 1-0

Florida - Callaway 5-75, Powell 1-26, Thompson 1-20, Robinson 1-17, Cronkrite 1-15, Harris 1-2 TD

**2017 OUTBACK BOWL**

*Jan. 2, 2017 - Tampa, Fla. (Att. 51,119)*

FLORIDA 30  
IOWA 3

Florida 3 7 7 13-30

Iowa 3 0 0 0-3

IOWA - Duncan, 36-yd field goal

UF - Pineiro, 44-yd field goal

UF - Appleby to Thompson 85-yd pass (Pineiro kick)

UF - Appleby to Goolsby 6-yd pass (Pineiro kick)

UF - Gardner 58-yd interception return (Pineiro kick)

UF - Pineiro, 25-yd field goal

UF - Pineiro, 48-yd field goal

	FLORIDA	IOWA
First Downs	11	14
Rushes-Yards	32-109	41-171
Passing Yards	222	55
Att.-Comp.-Int.	25-14-2	24-7-3
Total Offense	331	226
Fumbles-Lost	1-0	1-0
Penalties-Yards	8-60	1-10
Possession Time	28:45	31:15

**Rushing:**

Florida - Scarlett 14-94, Perine 7-19, Callaway 1-6, Thompson 2-4, Team 2-(-3), Appleby 6-(-11)

Iowa - Wadley 22-115, LeShun 15-45, Beathard 4-11

**Passing:**

Florida - Appleby 14-25-2-222 2 TD

Iowa - Beathard 7-23-3-55, Stanley 0-1-0-0

**Receiving:**

Florida - Callaway 7-55, Goolsby 2-27 TD, Powell 2-15, Thompson 1-85 TD, Swain 1-24, Cleveland 1-16

Iowa - Wadley 4-21, Kittle 1-18, McCarron 1-11, Pekar 1-5



## BOWL RECORDS

### Team Records

#### Scoring

Most Points by UF: 56 (vs Maryland), 2002 Orange Bowl  
 Most Points by an Opp.: 62 (vs Nebraska), 1996 Fiesta Bowl  
 Most Points (Both teams): 86 (UF 24, Nebraska 62), 1996 Fiesta Bowl  
 Fewest Points by UF: 0 (vs Maryland), 1975 Gator Bowl  
 Fewest Points by an Opp.: **3 (Iowa), 2017 Outback**  
 Fewest Points (Both teams): 10 (Ole Miss 7, UF 3), 1958 Gator Bowl

#### Rushing

Most Yds by UF: 284 (vs Ga Tech), 1967 Orange Bowl  
 Most Yds by an Opp.: 524 (Nebraska), 1996 Fiesta Bowl  
 Fewest Yds by UF: -30 (vs West Virginia), 1981 Peach Bowl  
 Fewest Yds by Opp.: 40 (Baylor), 1960 Gator Bowl

#### Passing

Most Yds Passing by UF: 482 (vs Cincinnati), 2010 Sugar Bowl  
 Most Yds Passing by Opp.: 427 (ECU), 2015 Birmingham Bowl  
 Fewest Yds Passing by UF: 28 (vs Maryland), 1975 Gator Bowl  
 Fewest Yds Passing by Opp.: 6 (Miami University), 1973 Tangerine Bowl  
 Most Passes Attempted by UF: 58 (vs Notre Dame), 1992 Sugar Bowl  
 Most Passes Attempted by Opp.: 68 (ECU), 2015 Birmingham Bowl  
 Fewest Passes Attempted by UF: 8 (vs Baylor), 1960 Gator Bowl  
 Fewest Passes Attempted by Opp.: 7 (Ole Miss), 1958 Gator Bowl  
 Most Passes Completed by UF: 33 (vs Maryland), 2002 Orange Bowl  
 Most Passes Completed by Opp.: 34 (ECU), 2015 Birmingham Bowl  
 Fewest Passes Completed by UF: 3 (vs Maryland), 1975 Gator Bowl  
 Fewest Passes Completed by Opp.: 1 (Miami University), 1973 Tangerine Bowl

#### Total Offense

Most Yds by UF: 659 (vs Cincinnati; 177 run, 482 pass), 2010 Sugar Bowl; (vs Maryland; 203 run, 456 pass), 2002 Orange Bowl  
 Most Yds by Opp.: 629 (vs Nebraska; 524 rush, 105 pass) 1996 Fiesta Bowl  
 Most Yds (Both teams): 1,019 (UF 659, Maryland 360), 2002 Orange Bowl  
 Fewest Yds by UF: 105 (vs West Virginia; 135 pass, -30 run), 1981 Peach Bowl  
 Fewest Yds by Opp.: 82 (Ohio State; 35 pass, 47 run), 2007 BCS Champ.  
 Fewest Yds (Both teams): 387 (UF 248, Penn State 139), 1962 Gator Bowl

### Individual Records

#### Rushing Yds (UF)

234—Fred Taylor (43 carries), 1998 Citrus Bowl  
 187—Larry Smith (23 carries), 1967 Orange Bowl  
 182—Errict Rhett (39 carries), 1992 Gator Bowl  
 165—Percy Harvin (13 carries), 2008 Capital One Bowl  
 159—Emmitt Smith (28 carries), 1988 All-American Bowl  
 149—Earnest Graham (16 carries), 2002 Orange Bowl  
 136—Earnest Graham (15 carries), 2001 Sugar Bowl  
 128—Emmitt Smith (17 carries), 1987 Aloha Bowl  
 122—Percy Harvin (9 carries), 2009 BCS Champ.  
 120—Earnest Graham (22 carries), 2003 Outback Bowl

#### Rushing Yds (Opp.)

199—Tommie Frazier (Nebraska, 16 carries), 1996 Fiesta Bowl  
 165—Lawrence Phillips (Nebraska, 25 carries), 1996 Fiesta Bowl  
 161—Gary Anderson (Arkansas, 26 carries), 1982 Bluebonnet Bowl  
 159—Charlie Wysocki (Maryland, 39 carries), 1980 Tangerine Bowl  
 156—Chuck Varner (Miami, Ohio, 28 carries), 1973 Tangerine Bowl  
 150—Fred Russell (Iowa, 21 carries), 2003 Outback Bowl  
 150—Jerome Bettis (Notre Dame, 16 carries), 1992 Sugar Bowl

#### Passing Yds (UF)

482—Tim Tebow (Cincinnati, 31 of 35), 2010 Sugar Bowl\*  
 394—Danny Wuerffel (Florida State, 28 of 39), 1995 Sugar Bowl  
 370—Shane Matthews (Notre Dame, 28 of 58), 1992 Sugar Bowl  
 352—Steve Spurrier (Missouri, 27 of 45), 1966 Sugar Bowl  
 323—Rex Grossman (Michigan, 21 of 41), 2003 Outback Bowl  
 306—Danny Wuerffel (Florida State, 18 of 34), 1997 Sugar Bowl  
 288—Doug Johnson (Michigan State, 24 of 50), 2000 Citrus Bowl  
 278—Chris Leak (Iowa, 25 for 40), 2006 Outback Bowl  
 271—Wayne Peace (Maryland, 20 of 34), 1980 Tangerine Bowl  
 268—Chris Leak (Michigan, 22 of 41), 2003 Outback Bowl

\*UF Record

#### Passing Yds (Opp.)

427—Shane Carden (ECU, 34 of 66), 2015 Birmingham Bowl  
 373—Chad Henne (Michigan, 25 of 39), 2008 Capital One Bowl  
 346—Drew Tate (Iowa, 32 of 55), 2006 Outback Bowl  
 319—John Navarre (Michigan, 21 of 36) 2003 Outback Bowl  
 278—Jake Rudock (Michigan, 20 of 31), 2016 BWW Bowl  
 271—Thad Busby (Florida State, 17 of 41), 1997 Sugar Bowl  
 270—Ken Dorsey (Miami, 22 of 40), 2001 Sugar Bowl  
 266—Teddy Bridgewater (Louisville, 20 of 32), 2013 Sugar Bowl  
 257—Bill Burke (Michigan State, 21 of 35), 2000 Citrus Bowl  
 257—Shaun Hill (Maryland, 23 of 39), 2002 Orange Bowl

#### TD Passes (UF)

4—Rex Grossman, 2002 Orange Bowl  
 3—Tim Tebow, 2010 Sugar Bowl  
 3—Tim Tebow, 2008 Capital One Bowl  
 3—Doug Johnson, 2000 Citrus Bowl  
 3—Danny Wuerffel, 1997 Sugar Bowl  
 3—Bob Hewko, 1982 Bluebonnet Bowl

### Most Receptions (UF)

11—Travis Taylor (vs Michigan State), 2000 Citrus Bowl  
 10—Dallas Baker (vs Iowa), 2006 Outback Bowl  
 10—Taylor Jacobs (vs Maryland), 2002 Orange Bowl  
 9—Aaron Hernandez (vs Cincinnati), 2010 Sugar Bowl  
 9—Percy Harvin (vs Michigan), 2008 Capital One Bowl  
 9—Percy Harvin (vs Ohio State), 2007 BCS Champ.  
 9—Willie Jackson (vs West Virginia), 1994 Sugar Bowl  
 9—Barry Brown (vs Missouri), 1966 Sugar Bowl  
 8—6x, last: O.J. Small (vs Miami), 2004 Peach Bowl

### Individual Receiving Yds (UF)

181—Riley Cooper (vs Cincinnati), 2010 Sugar Bowl  
 170—Taylor Jacobs (vs Maryland), 2002 Orange Bowl  
 166—Cris Collinsworth (vs Maryland), 1980 Tangerine Bowl  
 159—Travis Taylor (vs Syracuse), 1999 Orange Bowl  
 156—Travis Taylor (vs Michigan State), 2000 Citrus Bowl  
 150—Ike Hilliard (vs Florida State), 1997 Sugar Bowl  
 148—Willie Jackson (vs Notre Dame), 1992 Sugar Bowl  
 147—Dallas Baker (vs Iowa), 2006 Outback Bowl  
 131—Willie Jackson (vs West Virginia), 1994 Sugar Bowl  
 128—Jack Jackson (vs Florida State), 1995 Sugar Bowl

### Total Offense (UF)

533—Tim Tebow (482p, 51r), vs Cincinnati, 2010 Sugar Bowl  
 397—Shane Matthews (370p, 27r), vs Notre Dame, 1992 Sugar Bowl  
 371—Danny Wuerffel (394p, -23r), vs Florida State, 1995 Sugar Bowl  
 346—Rex Grossman (323p, 23r), vs Michigan, 2003 Outback Bowl  
 343—Steve Spurrier (352p, -9r), vs Missouri, 1966 Sugar Bowl  
 340—Tim Tebow (231p, 109r), vs Oklahoma, 2009 BCS Champ.  
 296—Danny Wuerffel (306p, -10r) vs Florida State, 1997 Sugar Bowl  
 283—Wayne Peace (271p, 12r), vs Maryland, 1980 Tangerine Bowl

### Scoring (UF)

18—Travis Taylor (vs Michigan State), 2000 Citrus Bowl (3 TDs)  
 18—Ike Hilliard (vs Florida State), 1997 Sugar Bowl (3 TDs)  
 18—Errict Rhett (vs West Virginia), 1994 Sugar Bowl (3 TDs)  
 18—Dwayne Dixon (vs Ark.), 1982 Bluebonnet Bowl (3 TDs)  
 16—Arden Czyzewski (vs Notre Dame), 1992 Sugar Bowl (5 FGs-Sugar Bowl record; 1 PAT)

### LONGEST PLAYS

#### Rushing

94—Larry Smith (vs Ga Tech), 1967 Orange Bowl

#### Rushing (TD)

94—Larry Smith (vs Ga Tech), 1967 Orange Bowl

#### Passing (TD)

86—Treon Harris to Ahmad Fulwood (vs ECU), 2015 Birmingham Bowl

#### Field Goal

51—Jeff Chandler (vs Miami), 2001 Sugar Bowl

#### Punt

69—Robby Stevenson (vs Florida State), 1997 Sugar Bowl

YEAR-BY-YEAR OFFENSIVE STATS

Year	Pct/	Rush	SCORING				Tot	FIRST DOWNS			Yds	RUSHING			PASSING			TOTAL OFFENSE			PENALTIES			RETURNS			PUNTING			3RD DOWNS			4TH DOWNS			
			TD	TD	M-A	FG		Pass	Pen	Total		Yds	Att	Comp	Yds	Yds	Yds	Yds	Yds	Yds	Yds	Yds	Yds	Yds	Yds	Yds	Yds	Yds	Yds	Yds	Yds	Yds	Yds	Yds	Yds	Yds
2016	23.9	11	18	32-32	21-25	311	95	125	15	235	1667	452	3.7	128.2	2805	410-241-15	116	215.8	4472	862	5.1	334.0	18-7	88-75.8	58.3	26-50	22.3	32-24.2	7.6	65-30.5	47.2	31.13	80-192	416	6.9	4.66
2015	23.2	19	20	36-41	7-17	325	96	129	9	234	1777	510	3.5	126.9	2899	405-229-10	12.2	200.1	4676	915	5.1	334.0	18-7	91-73.7	52.6	33-69.3	21.0	32-24.6	13.9	84-29.6	44.8	30.58	73-206	364	14-21	5.19
2014	30.2	22	18	42-43	19-24	363	111	86	13	210	252	517	4.4	187.7	2199	324-169-14	12.8	170.9	4411	841	5.2	367.6	19-10	89-71.1	59.2	34-84.6	24.8	22-22.8	10.4	58-33.4	43.6	39.56	61-192	365	11-18	6.11
2013	18.8	14	11	24-25	12-22	226	104	94	15	213	1749	482	3.6	145.8	2051	311-199-9	13.3	170.9	3800	793	4.8	316.7	21-11	80-71.0	59.2	41-82.4	28.8	22-22.8	10.4	51-20.8	45.9	33.49	67-172	390	11-18	6.11
2012	26.5	22	13	36-37	24-29	344	129	91	16	226	2445	539	4.0	183.0	2282	388-183-5	13.4	165.7	4247	827	5.3	344.4	19-10	100-79.5	68.8	36-83.5	23.2	18-49	13.8	68-30.8	44.7	32.27	61-179	321	5.1-19	3.71
2011	25.5	17	13	33-33	24-29	331	95	106	21	222	1859	469	4.0	148.1	2414	320-183-13	10.3	188.3	4723	789	5.4	328.7	28-13	100-77.3	65.5	47-113.7	24.2	25-17.8	7.1	57-26.7	39.8	28.19	54-159	328	6-11	5.45
2010	29.8	31	12	47-51	9-15	388	108	122	17	247	2165	504	4.3	166.5	2396	381-226-12	10.4	184.3	4561	885	5.2	350.8	34-15	101-74.5	57.3	53-199.2	26.3	33-30.2	9.2	51-22.3	44.2	28.56	64-170	376	17-33	5.15
2009	35.9	32	28	58-63	22-31	502	158	142	14	314	3205	555	5.6	221.8	3095	364-289-5	13.3	226.1	6210	919	7.0	457.9	17-11	97-71.9	52.5	40-105.5	26.4	40-30.0	7.5	34-19.6	43.4	30.65	81-177	492	11-17	6.47
2008	43.6	42	33	81-82	12-13	611	154	129	23	316	3706	545	5.9	221.1	3295	329-211-5	14.2	213.9	6431	874	7.1	445.1	19-8	102-83.9	52.9	48-193.5	29.9	42-39.2	14.1	49-19.2	43.4	30.65	83-161	516	11-16	6.88
2007	42.5	39	32	72-74	10-15	552	153	141	11	325	2602	487	5.3	200.2	3341	361-240-6	13.9	257.0	5943	848	7.0	457.2	16-9	101-80.5	61.9	50-103.4	20.7	26-99.2	10.1	37-145.3	40.8	29.18	78-146	534	7-13	5.38
2006	29.7	24	29	50-54	6-15	416	117	152	16	285	2240	476	4.7	160.0	3305	399-255-8	13.3	256.5	5875	875	6.3	396.1	25-10	116-88.8	63.4	26-45.5	17.5	49-69.9	15.2	55-24.4	40.8	31.68	74-167	443	9-18	5.08
2005	28.6	19	20	40-42	13-16	342	105	124	16	254	1761	455	3.9	146.8	2720	385-241-2	11.3	226.7	4723	820	5.3	323.4	20-6	106-84.4	70.3	30-61.8	29.6	33-25.1	7.2	62-54.2	42.0	32.57	61-176	380	12-22	5.55
2004	31.8	20	29	49-49	13-19	382	101	138	15	254	1870	415	4.5	155.8	3253	407-242-12	13.4	211.1	5123	822	6.2	426.9	20-8	106-84.4	70.3	29-51.5	17.8	28-20.7	11.2	56-33.2	42.0	28.53	79-165	480	5-7	7.10
2003	30.0	21	20	41-41	21-27	390	98	135	20	255	1898	454	4.2	146.0	3190	406-244-14	13.2	164.0	5088	860	5.9	391.4	19-10	96-71.1	59.3	32-68.7	21.5	40-49.9	11.2	69-30.1	43.6	26.58	60-178	340	7-9	7.80
2002	25.8	10	22	33-39	9-15	336	105	168	28	301	1771	465	3.8	136.2	3163	517-295-18	11.9	207.7	5903	982	5.4	406.9	21-8	95-71.2	54.8	34-61.8	18.2	38-39.6	10.3	76-20.4	36.1	29.58	73-191	382	8-18	4.45
2001	43.8	16	43	56-59	20-24	482	84	194	14	292	1346	324	3.7	110.5	3698	466-265-12	14.0	308.2	5824	827	6.1	418.7	20-9	93-69.2	57.7	37-71.0	19.2	30-45.0	15.0	51-20.5	39.9	27.64	62-156	397	7-17	4.12
2000	37.3	20	34	50-54	20-25	448	90	148	20	258	1326	361	3.5	144.1	3166	438-237-20	13.4	263.8	4895	823	5.9	407.9	22-12	90-76.6	65.5	38-80.5	21.2	32-28.2	9.0	52-20.4	39.5	28.60	54-152	355	8-12	6.67
1999	30.8	17	23	38-41	20-26	369	108	127	21	256	1729	385	4.5	144.1	3166	438-237-20	13.4	263.8	4895	823	5.9	407.9	22-12	90-76.6	65.5	38-80.5	21.2	32-28.2	9.0	52-20.4	39.5	28.60	54-152	355	8-12	6.67
1998	31.7	9	35	41-45	20-27	349	72	143	13	228	1274	337	3.8	115.8	3807	407-228-15	16.0	346.1	5081	754	6.7	461.9	26-17	99-82.5	75.0	26-60.6	23.3	32-27.8	8.7	55-22.7	40.3	27.56	52-143	364	6-10	6.00
1997	37.2	20	32	49-55	6-11	409	90	133	16	239	1935	365	4.4	145.0	3039	394-217-18	14.4	230.5	4634	739	6.1	421.3	18-8	91-72.2	63.6	28-81.1	20.5	38-35.8	12.1	48-19.8	40.6	29.24	55-145	385	9-18	5.00
1996	46.6	25	42	71-75	10-18	514	118	167	18	303	2040	442	4.6	170.0	4007	412-234-16	17.1	333.9	6047	854	7.1	503.9	16-7	125-109.5	61.9	28-58.5	20.9	41-32.2	13.0	38-14.5	38.8	28.42	59-145	407	12-19	6.32
1995	44.5	24	48	72-73	6-12	500	133	181	13	327	2803	410	5.1	173.6	4330	457-287-12	15.1	360.8	6413	867	7.4	534.4	22-13	102-82.0	63.1	30-68.6	23.3	28-20.8	7.4	34-129.7	38.1	29.21	72-145	497	10-14	7.14
1994	43.4	19	43	65-65	14-16	497	111	159	14	284	1813	416	4.4	151.1	3740	485-267-21	14.0	311.7	5333	851	6.5	462.8	15-5	104-90.6	75.5	30-88.9	23.0	36-42.4	11.8	39-16.0	41.8	29.54	82-158	519	12-15	8.00
1993	39.3	18	41	53-56	15-19	472	103	182	13	298	1647	400	4.5	137.3	4072	488-286-18	14.3	339.3	5719	886	6.4	476.6	18-9	105-84.6	70.2	37-82.8	22.4	36-39.8	8.3	54-28.7	40.8	29.53	64-152	355	8-12	6.67
1992	24.0	12	25	36-36	10-18	288	82	170	18	270	1239	423	2.9	103.3	3420	403-240-12	11.9	286.7	4679	826	5.1	389.9	17-12	96-53.4	48.5	49-104.0	21.2	31-15.5	5.0	56-28.7	40.8	28.55	74-182	407	15-21	7.14
1991	32.8	13	32	45-47	11-18	361	105	141	15	261	1635	397	4.1	148.6	3393	390-235-19	14.4	306.5	5028	787	6.4	457.1	15-8	101-81.1	67.6	27-65.2	24.2	32-24.2	7.6	46-99.1	43.3	27.54	65-147	442		
1990	35.2	19	25	44-47	15-20	387	118	142	13	273	1781	440	4.1	161.9	3197	418-207-11	13.0	290.6	4928	855	5.8	452.6	26-15	97-72.8	61.9	31-67.8	21.4	38-17.7	7.3	41-19.3	34.3	31.40	62-164	431		
1989	23.7	19	10	29-29	15-21	261	143	63	14	232	2693	542	5.0	244.8	1628	218-106-16	15.2	184.8	4271	760	6.7	503.6	30-13	83-81.8	74.4	31-71.7	23.1	32-11.8	7.3	41-19.3	35.5	31.11	61-158	354		
1988	23.1	23	3	27-28	17-24	254	93	74	11	178	1762	458	4.5	173.6	1914	271-153-12	12.8	177.6	3376	728	5.4	316.0	29-8	81-74.9	68.1	35-79.8	22.8	39-35.4	6.5	61-20.0	34.4	29.54	51-150	344		
1987	25.7	22	10	34-34	13-17	283	105	91	18	214	1944	457	4.3	162.7	1754	271-153-12	12.8	177.6	3376	728	5.4	316.0	29-8	81-74.9	68.1	35-79.8	22.8	39-35.4	6.5	61-20.0	34.4	28.41	51-150	344		
1986	20.3	12	13	22-22	14-17	223	84	99	20	207	1425	435	3.3	129.6	2914	298-163-15	12.4	183.1	3439	733	4.7	312.6	21-17	68-53.4	48.5	39-81.6	20.9	18-11.2	6.2	58-29.4	37.8	29.22	60-156	385		
1985	26.0	10	24	33-35	17-24	286	94	125	8	227	1548	483	3.2	140.7	2024	304-188-11	15.5	265.8	4482	788	5.7	406.5	21-11	77-62.7	57.0	19-31.0	16.3	21-18.8	9.0	55-24.9	44.7					
1984	31.0	21	16	34-35	25-30	341	134	69	13	216	2693	535	5.0	244.8	1690	209-105-8	16.1	153.6	4883	742	5.9	398.5	27-12	76-66.9	59.0	21-41.3	19.7	26-35.8	13.8	38-16.8	42.8					
1983	26.4	21	11	29-32	23-26	290	119	103	5	227	2167	500	4.3	197.0	2203	305-193-11	12.6	217.3	4370	805	5.4	397.9	25-14	75-65.1	54.3	15-25.9	17.3	25-19.3	5.6	39-17.1	45.4					
1982	24.7	23	11	29-30	11-17	272	114	107	11	232																										



## YEARLY LEADERS

## RUSHING

Year	Leader	Att	Yds	Avg	TD
2016	Jordan Scarlett	179	889	5.0	6
2015	Kelvin Taylor	259	1,035	4.0	13
2014	Matt Jones	166	817	4.9	6
2013	Mack Brown	148	543	3.7	4
2012	Mike Gillislee	244	1,152	4.7	10
2011	Chris Rainey	171	861	5.0	2
2010	Jeff Demps	92	591	6.0	3
2009	Tim Tebow	217	910	4.2	14
2008	Tim Tebow	176	673	3.8	12
2007	Tim Tebow	210	895	4.3	23
2006	DeShawn Wynn	143	699	4.9	6
2005	DeShawn Wynn	130	621	4.8	7
2004*	Ciatrick Fason	222	1,267	5.7	10
2003	Ran Carthon	119	595	5.0	6
2002	Earnest Graham	240	1,085	5.1	11
2001	Earnest Graham	125	650	5.2	9
2000	Robert Gillespie	125	678	5.4	5
1999	Earnest Graham	117	654	5.6	5
1998	Terry Jackson	105	587	5.6	3
1997	Fred Taylor	214	1,292	6.0	13
1996	Elijah Williams	106	671	6.3	4
1995	Elijah Williams	114	858	7.5	7
1994	Fred Taylor	171	873	5.1	8
1993*	Errict Rhett	247	1,289	5.2	11
1992	Errict Rhett	250	903	3.6	9
1991*	Errict Rhett	224	1,109	5.0	10
1990	Errict Rhett	148	845	5.7	4
1989*	Emmitt Smith	284	1,599	5.6	14
1988	Emmitt Smith	187	988	5.3	9
1987*	Emmitt Smith	229	1,341	5.9	13
1986	Octavius Gould	156	562	3.6	4
1985	Neal Anderson	238	1,034	4.3	8
1984	Neal Anderson	157	916	5.8	7
1983	Neal Anderson	162	835	5.2	9
1982	James Jones	150	752	5.0	4
1981	James Jones	166	617	3.7	9
1980	James Jones	150	657	4.4	4
1979	Johnell Brown	104	306	2.9	0
1978	Calvin Davis	126	497	3.9	1
1977	Tony Green	119	696	5.8	3
1976	Willie Wilder	101	654	6.5	9
1975*	Jimmy DuBose	191	1,307	6.8	6
1974	Tony Green	133	856	6.4	6
1973	Vince Kendrick	127	516	4.1	5
1972	Nat Moore	145	845	5.8	9
1971	Mike Rich	106	481	4.7	1
1970	Tommy Durrance	167	584	3.5	6
1969	Tommy Durrance	189	731	3.8	12
1968	Larry Smith	152	690	4.6	7
1967	Larry Smith	205	754	3.7	8
1966*	Larry Smith	162	742	4.6	9
1965	Alan Poe	83	366	4.5	3
1964	Larry Dupree	101	376	3.7	3
1963	Larry Dupree	189	745	3.9	4
1962*	Larry Dupree	113	604	5.2	7
1961	Don Goodman	111	413	3.7	—
1960	Don Goodman	95	454	4.7	5
1959	John MacBeth	59	257	4.3	—
1958	Bob Milby	53	288	5.4	0
1956	Ed Sears	84	370	4.4	—
1955	Jackie Simpson	65	422	6.5	4

\*Led SEC category. SEC passing rankings based on pass efficiency since 1967. Through 1966, passing Yds were used.

## PASSING

Year	Leader	Att	Comp	Int	Yds	Pct	TD
2016	Austin Appleby	209	127	7	1,447	.608	10
2015	Treon Harris	235	119	6	1,676	.506	9
2014	Jeff Driskel	212	114	10	1,140	.538	9
2013	Tyler Murphy	185	112	5	1,216	.605	6
2012	Jeff Driskel	245	156	5	1,646	.637	12
2011	John Brantley	240	144	7	2,044	.600	11
2010	John Brantley	329	200	10	2,061	.608	9
2009	Tim Tebow	314	213	5	2,895	.678	21
2008	Tim Tebow	298	192	4	2,746	.644	30
2007	Tim Tebow	350	234	6	3,286	.669	32
2006	Chris Leak	365	232	13	2,942	.636	23
2005	Chris Leak	374	235	6	2,639	.628	20
2004*	Chris Leak	399	238	12	3,197	.596	29
2003	Chris Leak	320	190	11	2,435	.594	16
2002*	Rex Grossman	503	287	17	3,402	.571	22
2001*	Rex Grossman	395	259	12	3,896	.656	34
2000	Rex Grossman	212	131	7	1,866	.618	21
1999	Doug Johnson	337	190	13	2,574	.564	20
1998	Doug Johnson	274	154	8	2,346	.562	19
1997	Doug Johnson	269	148	12	2,023	.550	21
1996*	Danny Wuerffel	360	207	13	3,625	.575	39
1995*	Danny Wuerffel	325	210	10	3,266	.646	35
1994	Danny Wuerffel	212	132	9	1,754	.623	18
1993	Danny Wuerffel	273	159	10	2,230	.528	22
1992*	Shane Matthews	463	275	16	3,205	.594	23
1991*	Shane Matthews	361	218	18	3,130	.604	28
1990*	Shane Matthews	378	229	12	2,952	.606	23
1989	Kyle Morris	131	65	6	1,098	.496	9
1988	Kyle Morris	167	84	13	1,217	.503	3
1987	Kerwin Bell	239	140	10	1,769	.586	9
1986	Kerwin Bell	242	131	10	1,515	.541	10
1985*	Kerwin Bell	288	180	8	2,687	.625	21
1984*	Kerwin Bell	184	98	7	1,614	.533	16
1983	Wayne Peace	292	186	10	2,079	.637	10
1982	Wayne Peace	246	174	10	2,053	.707	8
1981	Wayne Peace	273	159	11	1,803	.582	11
1980	Wayne Peace	180	91	9	1,271	.506	5
1979	Larry Ochab	185	98	14	1,169	.529	6
1978	John Brantley	170	85	13	1,334	.500	11
1977	Terry LeCount	134	62	9	848	.462	6
1976*	Jimmy Fisher	146	83	8	1,511	.568	10
1975	Don Gaffney	90	42	2	755	.467	8
1974	Don Gaffney	87	37	4	621	.425	7
1973	David Bowden	113	62	8	711	.549	7
1972*	David Bowden	229	198	12	1,480	.471	12
1971*	John Reaves	356	193	21	2,104	.542	17
1970*	John Reaves	376	188	19	2,549	.500	13
1969*	John Reaves	396	222	19	2,896	.561	24
1968	Jackie Eckdahl	125	56	7	572	.448	2
1967	Larry Rentz	140	80	9	1,031	.571	3
1966*	Steve Spurrier	291	179	8	2,012	.615	16
1965*	Steve Spurrier	287	148	13	1,893	.516	14
1964	Steve Spurrier	114	65	10	943	.570	6
1963	Tom Shannon	158	84	13	956	.545	4
1962	Tom Shannon	100	56	8	551	.560	2
1961	Tom Batten	67	30	5	460	.448	3
1960	Bobby Dodd	55	30	3	448	.545	1
1959	Richard Allen	80	31	4	613	.388	5
1958	Mickey Ellenburg	36	15	4	238	.417	4
1956	Jimmy Dunn	34	15	2	268	.441	4
1955	Richard Allen	56	17	10	273	.304	3

## RECEIVING

Year	Leader	Att	Yds	Avg	TD
2016	Antonio Callaway	54	721	13.4	3
2015	Demarcus Robinson	48	522	10.9	2
2014	Demarcus Robinson	53	810	15.3	7
2013	Solomon Patton	44	556	12.6	6
2012	Jordan Reed	45	559	12.4	3
2011	Chris Rainey	31	381	12.3	2
2010	Deonte Thompson	38	570	15.0	1
2009	Aaron Hernandez	68	850	12.5	5
2008	Percy Harvin	40	644	16.1	7
2007	Percy Harvin	59	858	14.5	4
2006	Dallas Baker	60	920	15.3	10
2005*	Chad Jackson	88	900	10.2	9
2004*	O.J. Small	63	719	11.4	4
2003	Ben Troupe	39	638	16.4	5
	Kelvin Kight	39	591	15.2	3
2002	Taylor Jacobs	71	1,088	15.3	8
2001	Jabar Gaffney	67	1,191	17.8	13
2000	Jabar Gaffney	71	1,184	16.7	14
1999	Darrell Jackson	67	1,156	17.3	9
1998	Travis McGriff	70	1,357	19.4	10
1997	Jacquez Green	61	1,024	16.8	9
1996*	Reidel Anthony	72	1,293	18.0	18
1995	Chris Doering	70	1,045	14.9	17
1994	Jack Jackson	57	855	15.0	15
1993	Jack Jackson	51	949	18.6	11
1992*	Willie Jackson	62	772	12.5	8
1991	Willie Jackson	51	725	14.2	10
1990*	Kirk Kirkpatrick	55	770	14.0	7
1989	Emmitt Smith	21	207	9.9	1
1988	Tony Lomack	22	276	12.6	0
1987	Stacey Simmons	25	392	15.7	4
	Emmitt Smith	25	184	7.4	0
1986	Ricky Nattiel	44	679	15.4	8
1985	John L. Williams	44	369	8.4	3
1984	John L. Williams	21	276	13.1	2
1983	Dwayne Dixon	47	596	12.7	2
1982	Dwayne Dixon	45	589	13.1	2
1981	Spencer Jackson	39	449	11.5	5
1980*	Cris Collinsworth	40	599	15.0	3
1979	Cris Collinsworth	41	593	14.5	2
1978	Cris Collinsworth	39	745	19.1	9
1977	Wes Chandler	25	490	19.6	6
1976	Wes Chandler	44	967	22.0	10
1975	Wes Chandler	20	457	22.9	5
1974*	Lee McGriff	36	698	19.4	7
1973	Lee McGriff	38	703	18.5	5
1972	Nat Moore	25	351	14.0	4
1971	Carlos Alvarez	40	517	12.8	2
1970	Carlos Alvarez	44	717	16.1	5
1969*	Carlos Alvarez	88	1,329	15.1	12
1968	Guy McCheny	34	347	10.2	0
1967	Richard Trapp	58	708	12.2	1
1966*	Richard Trapp	63	872	13.8	7
1965*	Charles Casey	58	809	13.9	8
1964*	Charles Casey	47	673	14.7	4
1963	Russ Brown	12	113	9.4	0
1962	Russ Brown	15	227	14.1	1
1961	Russ Brown	13	239	18.3	0
1960	Bob Hoover	10	108	10.8	0
1959	Perry McGriff	14	360	25.4	2
1958	Don Hudson	8	118	14.7	1
1957	Jim Roundtree	8	171	21.3	3
1956	Jim Roundtree	9	176	19.5	3
1955	Jim Roundtree	8	110	13.7	1



**TOTAL OFFENSE**

Year	Leader	Rush Yds	Pass Yds	Total	Avg/Gm
2016	Austin Appleby	-45	1,447	1,402	107.8
2015	Treon Harris	238	1,676	1,914	159.5
2014	Treon Harris	332	1,019	1,351	150.1
2013	Tyler Murphy	61	1,216	1,277	141.9
2012	Jeff Driskel	413	1,646	2,059	171.6
2011	John Brantley	-120	2,044	1,924	174.9
2010	John Brantley	-111	2,061	1,950	150.0
2009	Tim Tebow	910	2,895	3,805	271.8
2008	Tim Tebow	673	2,746	3,419	244.2
2007*	Tim Tebow	895	3,286	4,181	321.6
2006	Chris Leak	30	2,942	2,972	212.3
2005	Chris Leak	81	2,639	2,720	226.7
2004*	Chris Leak	79	3,197	3,276	273.0
2003	Chris Leak	-53	2,435	2,382	183.2
2002	Rex Grossman	-65	3,402	3,337	256.7
2001	Rex Grossman	8	3,896	3,904	354.9
2000	Rex Grossman	-76	1,866	1,790	162.7
1999	Doug Johnson	-111	2,574	2,463	223.9
1998	Doug Johnson	-66	2,346	2,280	228.0
1997	Doug Johnson	-185	2,023	1,838	204.2
1996*	Danny Wuerffel	-100	3,625	3,525	293.8
1995*	Danny Wuerffel	-141	3,266	3,125	284.1
1994	Danny Wuerffel	-45	1,754	1,709	142.4
1993	Danny Wuerffel	-89	2,230	2,141	194.6
1992*	Shane Matthews	-29	3,205	3,176	264.7
1991*	Shane Matthews	10	3,130	3,140	285.5
1990*	Shane Matthews	-27	2,952	2,925	265.9
1989	Emmitt Smith	1,599	0	1,599	145.4
1988	Kyle Morris	-11	1,217	1,206	120.6
1987	Kerwin Bell	-184	1,769	1,585	144.1
1986	Kerwin Bell	-148	1,515	1,367	151.9
1985	Kerwin Bell	-216	2,687	2,471	224.6
1984	Kerwin Bell	-5	1,614	1,609	146.3
1983	Wayne Peace	11	2,079	2,090	190.0
1982	Wayne Peace	-158	2,053	1,895	172.3
1981	Wayne Peace	-110	1,803	1,693	153.9
1980	Wayne Peace	63	1,271	1,334	148.2
1979	Larry Ochab	-100	1,169	1,069	152.7
1978	John Brantley	7	1,334	1,341	134.1
1977	Terry LeCount	628	848	1,476	134.2
1976*	Jimmy Fisher	288	1,511	1,799	163.5
1975	Jimmy DuBose	1,307	0	1,307	118.8
1974	Tony Green	856	31	887	80.6
1973	Don Gaffney	151	609	760	69.1
1972	David Bowden	-180	1,480	1,300	118.2
1971	John Reaves	-104	2,104	2,000	181.8
1970	John Reaves	-118	2,549	2,431	221.0
1969*	John Reaves	44	2,896	2,852	285.2
1968	Jackie Ekdahl	174	572	746	74.6
1967	Larry Rentz	194	1,031	1,225	122.5
1966*	Steve Spurrier	66	2,012	2,078	207.8
1965*	Steve Spurrier	230	1,893	2,123	212.3
1964	Steve Spurrier	146	943	1,089	108.9
1963	Tommy Shannon	12	956	968	96.8
1962	Larry Dupree	604	0	604	60.4
1961	Tom Batten	0	460	460	46.0
1960	Larry Libertore	420	293	713	71.3
1959	Dick Allen	14	613	627	62.7
1958	Jimmy Dunn	180	199	379	37.9
1957	Jim Rountree	411	0	411	45.7
1956	Ed Sears	370	0	370	37.0
1955	Jackie Simpson	424	12	436	43.6

\*Led SEC in Total Offense

**ALL-PURPOSE YDS**

Year	Leader	Yds	Plays	Rush Yds	Rec Yds	Ret	Avg/Play
2016	Antonio Callaway	1,068	88	32	721	315	12.1
2015	Antonio Callaway	1,211	69	19	678	514	17.6
2014	Matt Jones	882	177	817	65	0	5.0
2013	Solomon Patton	1,269	82	71	556	642	15.5
2012	Mike Gillislee	1,322	262	1,152	159	11	5.0
2011	Chris Rainey	1,451	218	861	381	209	6.7
2010	Jeff Demps	927	118	551	116	260	7.9
2009	Brandon James	1,324	106	109	215	1,000	11.6
2008	Brandon James	1,402	94	59	95	1,248	14.9
2007	Percy Harvin	1,622	83	764	858	0	19.5
2006	Dallas Baker	920	60	0	920	0	15.3
2005	Chad Jackson	1,013	109	89	900	24	9.2
2004	Ciatrick Fason	1,533	257	1,267	266	0	6.0
2003	Ran Carthon	780	140	595	185	0	5.6
2002	Earnest Graham	1,178	262	1,085	93	0	4.5
2001	Jabar Gaffney	1,191	67	0	1,191	0	17.8
2000	Jabar Gaffney	1,184	71	0	1,184	0	16.7
1999	Bo Carroll	1,432	133	577	103	752	10.8
1998	Travis McGriff	1,499	93	-3	1,357	145	16.1
1997	Fred Taylor	1,530	238	1,292	238	0	6.4
1996	Reidel Anthony	1,523	91	27	1,293	203	16.7
1995	Elijah Williams	1,135	136	858	277	0	8.3
1994	Jack Jackson	1,287	79	42	855	390	16.3
1993	Errict Rhett	1,560	283	1,289	271	0	5.6
1992	Errict Rhett	1,303	305	903	400	0	4.3
1991	Errict Rhett	1,470	264	1,109	361	0	5.6
1990	Errict Rhett	1,043	170	845	198	0	6.1
1989	Emmitt Smith	1,806	305	1,599	207	0	5.9
1988	Emmitt Smith	1,060	197	988	72	0	5.4
1987	Emmitt Smith	1,525	254	1,341	184	0	6.0
1986	Octavius Gould	797	177	562	235	0	4.5
1985	Neal Anderson	1,400	265	1,034	349	17	5.3
1984	John L. Williams	1,069	166	793	276	0	6.4
1983	Neal Anderson	919	173	835	75	9	5.3
1982	Lorenzo Hampton	1,027	156	664	213	150	6.6
1981	James Jones	799	188	617	182	0	4.3
1980	Cris Collinsworth	703	66	75	599	29	10.7
1979	Cris Collinsworth	778	62	17	593	168	12.5
1978	Cris Collinsworth	1,248	74	100	745	403	16.7
1977	Wes Chandler	1,128	102	353	490	285	11.0
1976	Wes Chandler	1,162	59	3	967	192	19.7
1975	Jimmy Dubose	1,315	194	1,307	8	0	6.8
1974	Tony Green	1,115	150	856	96	163	7.4
1973	Lee McGriff	704	39	1	703	0	18.1
1972	Nat Moore	1,426	176	845	351	230	8.1
1971	Willie Jackson	878	58	61	331	486	15.1
1970	Willie Jackson	990	77	61	439	490	12.8
1969	Carlos Alvarez	1,329	88	0	1,329	0	15.1
1968	Larry Smith	861	165	690	157	14	5.2
1967	Larry Smith	1,021	219	754	267	0	4.6
1966	Larry Smith	1,010	189	742	183	85	5.3
1965	Jack Harper	1,127	115	286	403	438	9.8

## KICKOFF RETURNS

Year	Leader	No	Yds	Avg	TD	Lg
2016	Chris Thompson	13	283	21.8	0	33
2015	Brandon Powell	24	510	21.2	0	71
2014	Andre Debose	21	519	24.7	0	43
2013	Solomon Patton	22	642	29.2	1	100
2012	Andre Debose	18	510	28.3	1	100
2011	Andre Debose	19	495	26.1	1	99
2010	Andre Debose	21	587	28.0	2	99
2009	Brandon James	29	756	26.1	1	85
2008	Brandon James	32	738	23.1	0	52
2007	Brandon James	30	841	28.0	0	61
2006	Brandon James	21	383	18.2	0	38
2005	Markus Manson	16	313	19.6	0	31
2004	Andre Caldwell	11	174	15.8	0	30
2003	Andre Caldwell	22	454	20.6	0	45
2002	Ran Carthon	17	380	22.4	0	39
2001	Lito Sheppard	7	171	24.4	0	40
2000	Lito Sheppard	13	298	22.9	0	39
1999	Bo Carroll	23	599	26.0	1	100
1998	John Capel	10	274	27.4	0	60
1997	Bo Carroll	9	287	31.9	1	94
1996	Jacquez Green	10	216	21.6	0	40
1995	Reidel Anthony	19	472	24.8	1	90
1994	Jack Jackson	15	390	26.0	0	60
1993	Jack Jackson	17	480	28.2	1	100
1992	Harrison Houston	21	487	23.2	0	40
1991	Larry Kennedy	12	331	27.6	0	58
1990	Monty Duncan	12	285	23.8	0	53
1989	Tony Lomack	18	436	24.2	1	99
1988	Tony Lomack	10	253	25.3	0	46
1987	Kerry Watkins	13	262	20.2	0	36
1986	Kerry Watkins	29	666	23.0	0	48
1985	Ricky Nattiel	10	194	19.4	0	30
1984	Ricky Nattiel	5	131	26.2	0	50
1983	Roger Sibbald	6	120	20.0	0	28
1982	John L. Williams	7	156	22.3	0	28
1981	Victor Bradley	10	201	20.1	0	33
1980	Johnell Brown	12	245	20.4	0	33
1979	Darrell Jones	12	212	17.6	0	36
1978	Cris Collinsworth	15	394	26.3	1	97
1977	Cris Collinsworth	9	193	21.4	0	56
1976	Terry LeCount	18	378	21.0	0	73
1975	Tony Green	13	290	22.3	0	56
1974	James Richards	11	220	20.0	0	31
1973	James Richards	11	241	21.9	0	30
1972	Willie Jackson	12	272	22.8	0	37
1971	Willie Jackson	22	486	22.9	0	68
1970	Willie Jackson	23	490	21.3	0	34
1969	Andy Cheney	11	263	23.9	0	46
1968	Jerry Vinesett	14	294	21.0	0	—
1967	Tommy Glenn	10	225	22.5	0	—
1966	Harmon Wages	13	296	24.8	0	—
1965	Jack Harper	12	186	15.5	0	—
1964	Jack Harper	11	249	22.6	0	—
1963	Jack Harper	9	171	19.6	0	—
1962	Bob Hoover	11	253	23.0	0	—
1961	Don Goodman	10	261	26.1	0	—
1960	Don Goodman	6	180	30.0	0	—
1959	Don Deal	9	208	23.2	0	—

## PUNT RETURNS

Year	Leader	No	Yds	Avg	TD	Lg
2016	Antonio Callaway	26	218	8.4	0	39
2015	Antonio Callaway	28	435	15.5	2	85
2014	Andre Debose	23	323	14.0	1	62
2013	Marcus Roberson	14	129	9.2	0	38
2012	Andre Debose	10	93	9.3	0	32
2011	Chris Rainey	12	106	8.8	1	22
2010	Janoris Jenkins	18	150	8.3	0	33
2009	Brandon James	33	244	7.4	0	49
2008	Brandon James	37	510	13.8	2	78
2007	Brandon James	14	254	18.1	1	83
2006	Brandon James	33	363	11	1	77
2005	Vernell Brown	26	197	7.6	0	29
2004	Vernell Brown	21	161	7.7	0	43
2003	Keiwan Ratliff	30	341	11.1	0	29
2002	Keiwan Ratliff	32	341	10.7	0	41
2001	Lito Sheppard	26	246	9.5	0	28
2000	Lito Sheppard	22	307	14	2	57
1999	Bo Carroll	14	153	10.9	0	37
1998	Travis McGriff	21	145	6.9	0	31
1997	Jacquez Green	27	392	14.5	2	86
1996	Jacquez Green	25	324	13	2	79
1995	Reidel Anthony	11	122	11.1	0	52
1994	Sorola Palmer	28	276	9.9	0	21
1993	Sorola Palmer	13	129	9.9	0	33
1992	Monty Duncan	17	100	5.9	0	14
1991	Monty Duncan	29	200	6.9	0	25
1990	Terence Barber	27	189	7	0	73
1989	Tony Lomack	13	33	2.5	0	14
1988	Stacey Simmons	18	145	8.1	0	17
1987	Jarvis Williams	20	222	11.1	0	49
1986	Ricky Nattiel	12	75	6.3	0	14
1985	Ricky Nattiel	20	182	9.1	0	31
1984	Ricky Nattiel	22	346	15.7	1	67
1983	Roger Sibbald	13	94	7.2	0	13
1982	Ivory Curry	22	191	8.7	0	44
1981	Ivory Curry	28	263	9.4	0	34
1980	Ivory Curry	25	177	7.1	1	71
1979	Cris Collinsworth	15	29	1.9	0	13
1978	Tony Waters	8	124	15.5	0	26
1977	Wes Chandler	10	140	14	0	60
1976	Wes Chandler	13	175	13.5	0	54
1975	Tony Green	13	154	11.8	0	34
1974	Tyson Sever	16	88	5.6	0	18
1973	Tyson Sever	21	97	4.6	0	21
1972	Tyson Sever	35	354	10.1	1	71
1971	Harvin Clark	6	98	16.1	1	82
1970	Carlos Alvarez	9	166	18.4	1	72
1969	Steve Tannen	16	137	8.5	0	24
1968	Steve Tannen	22	255	11.5	2	72
1967	Richard Trapp	27	204	7.6	0	—
1966	George Grandy	27	243	9	1	83
1965	Jack Harper	19	252	13.3	0	—
1964	Allen Trammell	10	171	17.1	1	61
1963	Bruce Bennett	10	134	13.4	1	51
1962	Hagood Clarke	10	139	13.9	0	—
1961	Hagood Clarke	4	120	30	0	80
1960	Larry Libertore	17	153	9	0	—
1959	Jack Westbrook	13	125	9.7	0	—
1958	Jimmy Dunn	11	104	9.4	0	—
1956	Jackie Simpson	6	104	17.3	1	—
1955	Jackie Simpson	17	267	14.6	1	—

## PUNTING LEADERS

Year	Leader	No	Yds	Avg	Lg
2016	Johnny Townsend	64	3,249	47.9	62
2015	Johnny Townsend	83	3,765	45.4	61
2014	Kyle Christy	64	2,832	44.2	66
2013	Johnny Townsend	29	1,217	42.0	61
2012	Kyle Christy	66	3,023	45.8	62
2011	Kyle Christy	30	1,227	40.9	67
2010	Chas Henry	50	2,253	45.1	75
2009	Chas Henry	34	1,476	43.4	61
2008	Chas Henry	44	1,908	43.4	67
2007	Chas Henry	37	1,453	39.3	54
2006	Eric Wilbur	53	2,244	42.3	64
2005	Eric Wilbur	59	2,459	41.7	63
2004	Eric Wilbur	53	2,243	42.3	57
2003	Eric Wilbur	66	2,954	44.8	75
2002	Ingle Martin	46	1,619	35.2	70
2001	Matt Leach	26	1,044	40.2	54
2000	Alan Rhine	47	2,035	43.3	65
1999	Alan Rhine	47	1,898	40.4	57
1998	David Wasielewski	52	2,100	40.4	53
1997	Robby Stevenson	45	1,865	41.4	58
1996	Robby Stevenson	35	1,475	42.1	64
1995	Robby Stevenson	33	1,264	38.3	52
1994	Shayne Edge	37	1,614	43.6	55
1993	Shayne Edge	43	1,837	42.7	61
1992	Shayne Edge	56	2,287	40.8	76
1991	Shayne Edge	46	1,991	43.3	62
1990	Arden Czyzewski	32	1,109	34.7	47
1989	Hank Rone	41	1,525	37.2	65
1988	Fernando Acosta-Rua	23	876	38.1	53
1987	Jamie McAndrew	41	1,636	39.9	54
1986	Jamie McAndrew	57	2,178	38.2	54
1985	Ray Criswell	55	2,459	44.7	63
1984	Ray Criswell	28	1,220	43.6	64
1983	Ray Criswell	30	1,421	47.4	59
1982	Ray Criswell	48	2,053	42.8	73
1981	Joe Borajkiewicz	63	2,552	40.5	63
1980	Mark Dickert	60	2,501	41.7	62
1979	Bill Conover	76	2,869	37.8	53
1978	Bill Conover	59	2,398	40.6	60
1977	Alan Williams	57	2,438	42.8	64
1976	Alan Williams	43	1,681	39.1	57
1975	Tom Dolfi	56	2,160	38.6	55
1974	Buster Morrison	56	2,334	39.6	66
1973	Buster Morrison	70	2,853	40.8	62
1972	Buster Morrison	83	3,187	38.4	—
1971	John James	57	2,297	40.3	62
1970	John James	62	2,296	37.0	56
1969	Hunter Bowen	30	1,069	35.6	45
1968	Larry Rentz	49	1,754	35.7	—
1967	Larry Rentz	33	1,318	39.9	—
1966	Steve Spurrier	45	1,836	40.8	—
1965	Steve Spurrier	37	1,516	41.0	—
1964	Steve Spurrier	48	1,890	39.4	63
1963	H. A. Seymour	52	2,114	40.7	—
1962	Hagood Clarke	46	1,884	41.0	—
1961	Don Ringgold	50	1,839	36.7	65
1960	Don Ringgold	34	1,347	39.6	—
1959	Bobby Joe Green	54	2,424	44.9	65
1958	Bobby Joe Green	43	1,705	39.6	82
1957	Jimmy Dunn	28	930	33.2	—
1956	Harry Spears	34	1,295	38.1	—
1955	Don Chandler	22	975	44.3	76

## TACKLE LEADERS

Year	Leader	Total	Solo	Ast
2016	Antonio Morrison, LB	73	43	30
2015	Antonio Morrison, LB	103	42	61
2014	Antonio Morrison, LB	101	30	71
2013	Michael Taylor, LB	62	30	32
2012	Josh Evans, S	83	49	34
2011	Jon Bostic, LB	94	60	34
2010	Ahmad Black, S	108	73	35
2009	Ryan Stamper, LB	78	42	36
2008	Brandon Spikes, LB	93	52	41
2007	Brandon Spikes, LB	131	81	50
2006	Earl Everett, LB	85	50	35
2005	Earl Everett, LB	72	39	33
2004	Brandon Siler, LB	77	50	27
2003	Daryl Dixon, DB	115	68	47
2002	Bam Harmon, LB	168	104	64
2001	Andra Davis, LB	107	68	39
2000	Todd Johnson, DB	102	67	35
1999	Marquand Manuel, DB	118	73	45
1998	Mike Peterson, LB	127	73	54
1997	Johnny Rutledge, LB	67	44	23
1996	James Bates, LB	135	58	77
1995	Lawrence Wright, DB	109	72	37
1994	Ben Hanks, NB	93	60	33
1993	Ed Robinson, ILB	120	62	58
1992	Carlton Miles, LB	142	81	61
1991	Carlton Miles, LB	102	46	56
1990	Jerry Odum, LB	85	47	38
1989	Pat Moorer, LB	100	55	45
1988	Pat Moorer, LB	77	49	28
1987	Jarvis Williams, DB	77	55	22
1986	Scott Armstrong, LB	130	61	69
1985	Alonzo Johnson, LB	106	67	39
1984	Alonzo Johnson, LB	90	52	38
1983	Fred McCallister, LB	116	70	46
1982	Wilber Marshall, LB	123	70	53
1981	Wilber Marshall, LB	121	78	43
1980	David Little, LB	161	101	60
1979	Robin Fisher, NG	110	73	37
1978	Scot Brantley, LB	193	115	78
1977	Charlie Williams, LB	153	98	55
1976	Scot Brantley, LB	145	93	52
1975	Sammy Green, LB	202	126	76
1974	Glenn Cameron, LB	185	120	65
1973	Ralph Ortega, LB	113	—	—

Prior to 1973, no tackle stats were kept or are available. Beginning in 2004, tackle stats went by press box totals.

**RUSHING RECORDS****Attempts****Career**

873—Errict Rhett, 1990-93  
 700—Emmitt Smith, 1987-89  
 692—Tim Tebow, 2006-09  
 639—Neal Anderson, 1982-85  
 603—Earnest Graham, 1999-2002  
 537—Fred Taylor, 1994-97  
 520—Larry Smith, 1966-68  
 487—Kelvin Taylor, 2013-15  
 468—John L. Williams, 1982-85  
 466—James Jones, 1979-82

**Season**

284—Emmitt Smith, 1989  
 259—Kelvin Taylor, 2015  
 250—Errict Rhett, 1992  
 247—Errict Rhett, 1993  
 244—Mike Gillislee, 2012  
 240—Earnest Graham, 2002  
 238—Neal Anderson, 1985  
 229—Emmitt Smith, 1987  
 224—Errict Rhett, 1991  
 222—Ciatrick Fason, 2004  
 217—Tim Tebow, 2009  
*By a Senior:* 247—Errict Rhett, 1993  
*By a Junior:* 284—Emmitt Smith, 1989  
*By a Sophomore:* 224—Errict Rhett, 1991  
*By a Freshman:* 229—Emmitt Smith, 1987

**Game**

41—Errict Rhett vs UGA, 1993  
 39—Emmitt Smith vs Ala, 1987  
 34—Mike Gillislee vs LSU, 2012  
 34—Fred Taylor vs Aub, 1997  
 33—Errict Rhett vs Kty, 1992  
 33—Neal Anderson vs Kty, 1982  
 32—Earnest Graham vs Kty, 2002  
 32—Emmitt Smith vs LSU, 1987  
 31—Emmitt Smith vs NM, 1989  
 31—Neal Anderson vs Kty, 1985  
*By a Senior:* 41—Errict Rhett vs UGA, 1993  
*By a Junior:* 33—Errict Rhett vs Kty, 1992  
*By a Sophomore:* 28—Emmitt Smith vs Kty, 1988; Matt Jones vs Kty, 2013  
*By a Freshman:* 39—Emmitt Smith vs Ala, 1987

**Yardage****Career**

4,163—Errict Rhett, 1990-93  
 3,928—Emmitt Smith, 1987-89  
 3,234—Neal Anderson, 1982-85  
 3,075—Fred Taylor, 1994-97  
 3,065—Earnest Graham, 1999-2002  
 2,947—Tim Tebow, 2006-09  
 2,590—Tony Green, 1974-77  
 2,470—Jeff Demps, 2008-11  
 2,464—Chris Rainey, 2007-11  
 2,409—John L. Williams, 1982-85

**Season**

1,599—Emmitt Smith, 1989  
 1,341—Emmitt Smith, 1987  
 1,307—Jimmy DuBose, 1975  
 1,292—Fred Taylor, 1997

1,289—Errict Rhett, 1993  
 1,267—Ciatrick Fason, 2004  
 1,152—Mike Gillislee, 2012  
 1,109—Errict Rhett, 1991  
 1,085—Earnest Graham, 2002  
 1,035—Kelvin Taylor, 2015  
*By a Senior:* 1,307—Jimmy DuBose, 1975  
*By a Junior:* 1,599—Emmitt Smith, 1989  
*By a Sophomore:* 1,109—Errict Rhett, 1991  
*By a Freshman:* 1,341—Emmitt Smith, 1987

**Game**

316—Emmitt Smith vs NM, 1989  
 224—Emmitt Smith vs Ala, 1987  
 218—Red Bethea vs Chicago, 1930  
 210—Ciatrick Fason vs Kty, 2004  
 204—Jimmy DuBose vs Florida State, 1975  
 202—Emmitt Smith vs Vandy, 1989  
 199—Chuck Hunsinger vs Furman, 1949  
 197—Kelvin Taylor vs UGA, 2014  
 197—Neal Anderson vs Kty, 1982  
 196—Errict Rhett vs Aub, 1993  
*By a Senior:* 218—Red Bethea vs Chicago, 1930  
*By a Junior:* 316—Emmitt Smith vs NM, 1989  
*By a Sophomore:* 190—Ciatrick Fason vs So Carolina, 2003  
*By a Freshman:* 224—Emmitt Smith vs Ala, 1987

**Average Per Carry****Career**

(*Min. 400 attempts*)  
 5.8—Tony Green, 1974-77 (445 attempts)  
 (Min. 300 attempts)  
 6.7—Jeff Demps, 2008-11 (367 attempts)

**Season**

(*Min. 200 attempts*)  
 6.0—Fred Taylor, 1997 (214 attempts)  
 (Min. 100 attempts)  
 7.5—Elijah Williams, 1995 (114 attempts)

**Game**

(*Min. 25 attempts*)  
 10.2—Emmitt Smith vs NM, 1989 (31-316)  
 (Min. 10 attempts)  
 16.2—Tony Green vs Maryland, 1974 (11-178)  
 (Min. 5 attempts)  
 22.7—Bo Carroll vs Central Mich, 1997 (7-159)  
 (Min. 4 attempts)  
 26.0—John L. Williams vs Miss St, 1983 (4-104)

**TDs****Career**

57—Tim Tebow, 2006-09 (*SEC Record*)  
 36—Emmitt Smith, 1987-89  
 34—Errict Rhett, 1990-93  
 33—Earnest Graham, 1999-2002  
 31—Fred Taylor, 1994-97  
 30—Neal Anderson, 1982-85  
 25—DeShawn Wynn, 2003-06  
 25—Buford Long, 1950-52  
 24—Larry Smith, 1966-68  
 23—Kelvin Taylor, 2013-15  
 23—Jeff Demps, 2008-11

**Season**

23—Tim Tebow, 2007  
 14—Tim Tebow, 2009  
 14—Emmitt Smith, 1989  
 14—Buford Long, 1952  
 13—Kelvin Taylor, 2015  
 13—Fred Taylor, 1997  
 13—Emmitt Smith, 1987  
 12—Tim Tebow, 2008  
 12—Tommy Durrance, 1969  
 11—Trey Burton, 2010  
 11—Earnest Graham, 2002  
 11—Errict Rhett, 1993

**Game**

5—Trey Burton vs Kty, 2010  
 5—Tim Tebow vs So Carolina, 2007  
 4—Jesse Palmer vs Kty, 2000  
 4—Fred Taylor vs Florida State, 1997  
 4—Rammy Ramsdell vs Mercer, 1915  
 4—Tommy Owens vs Mercer, 1928

**Average Rushing Yardage Per Game****Career**

126.7—Emmitt Smith, 1987-89 (3,928 in 31 g)  
 90.5—Errict Rhett, 1990-93 (4,163 in 46 g)  
 80.9—Fred Taylor, 1994-97 (3,075 in 38 g)  
 75.2—Neal Anderson, 1982-85 (3,234 in 43 g)

**Season**

145.4—Emmitt Smith, 1989 (1,599 in 11 g)  
 121.9—Emmitt Smith, 1987 (1,341 in 11 g)  
 118.8—Jimmy DuBose, 1975 (1,307 in 11 g)  
 117.5—Fred Taylor, 1997 (1,292 in 11 g)  
 109.7—Emmitt Smith, 1988 (988 in 9 g)  
 107.4—Errict Rhett, 1993 (1,289 in 12 g)  
*By a Senior:* 118.8—Jimmy DuBose, 1975 (1,307 in 11 g)  
*By a Junior:* 145.4—Emmitt Smith, 1989 (1,599 in 11 g)  
*By a Sophomore:* 109.7—Emmitt Smith, 1988 (988 in 9 g)  
*By a Freshman:* 121.9—Emmitt Smith, 1987 (1,341 in 11 g)

**Rushing Yds By A Wide Receiver****Career**

1,852—Percy Harvin, 2006-08  
 356—Wes Chandler, 1976-77  
 323—Omarius Hines, 2008-12  
 293—Andre Caldwell, 2003-07  
 217—Solomon Patton, 2010-13  
 210—Cris Collinsworth, 1977-80  
 165—Jacques Green, 1998-99  
 147—John Capel, 1998-99  
**107—Brandon Powell, 2014-16**  
 91—Reche Caldwell, 1999-2001  
 90—Chad Jackson, 2003-05

**Season**

764—Percy Harvin, 2007  
 660—Percy Harvin, 2008  
 428—Percy Harvin, 2006  
 353—Wes Chandler, 1977  
 159—Omarius Hines, 2012

152—Omarius Hines, 2010  
 140—Solomon Patton, 2012  
 109—Brandon James, 2009  
 102—Andre Caldwell, 2006  
 93—Jacques Green, 1995

**Rushing Yds By A Quarterback****Career**

2,947—Tim Tebow, 2006-09  
 786—Larry Libertore, 1960-62  
 655—Terry LeCount, 1975-77  
 644—Jeff Driskel, 2011-14  
 582—Jimmy Fisher, 1975-77  
 570—Treon Harris, 2014-15  
 513—Don Gaffney, 1973-75

**Season**

910—Tim Tebow, 2009  
 895—Tim Tebow, 2007  
 673—Tim Tebow, 2008  
 628—Terry LeCount, 1977  
 469—Tim Tebow, 2006  
 420—Larry Libertore, 1962  
 408—Jeff Driskel, 2012  
 349—Trey Burton, 2010  
 332—Treon Harris, 2014  
 328—Jordan Reed, 2010

**Game**

177—Jeff Driskel vs Vandy, 2012  
 166—Tim Tebow vs Ole Miss, 2007  
 123—Tim Tebow vs Kty, 2009  
 120—Tim Tebow vs So Carolina, 2007  
 111—Treon Harris vs So Carolina, 2014  
 110—Trey Burton vs UGA, 2010  
 109—Tim Tebow vs Okla, 2008  
 109—Larry Rentz vs Tulane, 1967  
 108—Terry LeCount vs UGA, 1977  
 103—Jimmy Fisher vs Miami, 1976

**Rushing TDs By A Quarterback****Career**

57—Tim Tebow, 2006-09 (*SEC Record*)

**Season**

23—Tim Tebow, 2007 (*SEC Record*)  
 14—Tim Tebow, 2009  
 12—Jeff Driskel, 2012  
 12—Tim Tebow, 2008  
 11—Trey Burton, 2010  
 8—Tim Tebow, 2006  
 8—Jimmy Fisher, 1979

**Game**

5—Trey Burton vs Kty, 2010  
 5—Tim Tebow vs So Carolina, 2007  
 4—Jesse Palmer vs Kty, 2000

**100—Yard Games****Career**

23—Emmitt Smith, 1987-89  
 20—Errict Rhett, 1990-93  
 14—Fred Taylor, 1994-97  
 14—Neal Anderson, 1982-85  
 10—Earnest Graham, 1999-2002  
 8—John L. Williams, 1982-85



- 7—Ciatrick Fason, 2002-04
- 7—Jimmy DuBose, 1973-75
- 7—Larry Smith, 1966-68

#### Season

- 9—Emmitt Smith, 1989
- 8—Fred Taylor, 1997
- 8—Emmitt Smith, 1987
- 7—Errict Rhett, 1993
- 6—Ciatrick Fason, 2004
- 6—Errict Rhett, 1991
- 6—Emmitt Smith, 1988
- 6—Jimmy DuBose, 1975

#### Consecutive 100-yard Games

##### In a Season

- 6—Emmitt Smith, 1987 vs Tulsa (109), Ala (224), Miss St (173), LSU (184), Cal St-Fullerton (130), Temple (175)
- 5—Fred Taylor, 1997 vs So Miss (101), Central Mich, (106), Tenn (134), Kty (126), Ark (103)
- 5—Emmitt Smith, 1988 vs Montana St (148), Ole Miss (109), Indiana St (109), Miss St (164), LSU (132)
- 4—Jimmy DuBose, 1975, vs Vandy (180), Florida State (204), Duke (141), Aub (149)
- 4—Errict Rhett, 1991, vs Aub (106), UGA (124), Kty (154), Florida State (109)
- 4—Errict Rhett, 1993, vs Ark St (108), Kty (136), Tenn (147), Miss St (122)

#### Most Consecutive 100-Yard Games

- 8—Emmitt Smith (last three games of 1987 and first five games of 1988)

#### Streaks of 100-Yard Rushing Games

- 6—Emmitt Smith, 1987 vs Tulsa, Ala, Miss St, LSU, Cal St-Fullerton, Temple
- 5—Fred Taylor, 1997 vs So Miss, Central Mich, Tenn, Kty, Ark
- 5—Emmitt Smith, 1988 vs Montana St, Ole Miss, Indiana St, Miss St, LSU
- 4—Errict Rhett, 1993 vs Ark St, Kty, Tenn, Miss St
- 4—Errict Rhett, 1991 vs Aub, UGA, Kty, Florida State
- 4—Jimmy DuBose, 1975 vs Vandy, Florida State, Duke, Aub
- 3—Kelvin Taylor, 2015 vs So Carolina, FAU, Florida State
- 3—Chris Rainey, 2011 vs UAB, Tenn, Kty
- 3—Ciatrick Fason, 2004 vs Miss St, UGA, Vandy
- 3—Emmitt Smith, 1989 vs UGA, Kty, Florida State
- 3—Emmitt Smith, 1989 vs LSU, Vandy, NM
- 3—Emmitt Smith, 1989 vs Ole Miss, La Tech, Memphis St
- 3—Neal Anderson, 1985 vs Miss St, LSU, Tenn
- 3—Neal Anderson, 1984 vs Tenn, Cin, Aub
- 3—Neal Anderson, 1982 vs Kty, Tulane, Florida State

#### 2—Jordan Scarlett, 2016 vs. South Carolina, LSU

- 2—Mike Gillislee, 2012 vs Jacksonville St, Florida State

- 2—Jeff Demps, 2008 vs Ark, LSU
- 2—Percy Harvin, 2007 vs Florida State, Mich
- 2—Percy Harvin, 2007 vs UGA, Vandy
- 2—DeShawn Wynn, 2006 vs Tenn, Kty
- 2—Earnest Graham, 1999 vs Vandy, So Carolina
- 2—Terry Jackson, 1998 vs Kty, Ala
- 2—Terry Jackson, 1998 vs Citadel, NE Louisiana
- 2—Fred Taylor, 1997 vs So Carolina, Florida State
- 2—Fred Taylor, 1996 vs LSU, Aub
- 2—Elijah Williams, 1996 vs LSU, Aub
- 2—Elijah Williams, 1995 vs So Carolina, Vandy
- 2—Terry Jackson, 1995 vs Kty, Tenn
- 2—Errict Rhett, 1993 vs Aub, UGA
- 2—Errict Rhett, 1990 vs Miss St, LSU
- 2—Bo Carroll, 1989 vs Aub, UGA

- 2—Emmitt Smith, 1987 vs Kty, Florida State
- 2—John L. Williams, 1984 vs Tenn, Cincinnati
- 2—John L. Williams, 1983 vs Vandy, ECU
- 2—Jimmy DuBose, 1975 vs N.C. State, Miss St
- 2—Nat Moore, 1972 vs Ala, Ole Miss
- 2—Larry Smith, 1968 vs Tulane, North Carolina
- 2—Larry Smith, 1967 vs Tulane, Vandy
- 2—Rick Casares, 1951 vs Loyola, Aub

#### Most Yds Rushing In Two Consecutive Games

- 518—Emmitt Smith, 1989, vs Vandy (202), NM (316)
- 397—Emmitt Smith, 1987, vs Ala (224), Miss St (173)

#### Most Yds Rushing In Three Consecutive Games

- 635—Emmitt Smith, 1989, vs LSU (117), Vandy (202), NM (316)

#### Longest Rushing Plays (TDs)

- 96—Emmitt Smith vs Miss St, 1988
- 91—Willie Wilder vs Miss St, 1976
- 91—Herb McAnley vs Sewanee, 1932
- 90—Ken McLean vs UGA, 1944
- 86—John L. Williams vs West Texas St, 1982
- 84—Jeff Demps vs Kty, 2011
- 84—Bobby Lance vs Aub, 1954
- 80—Trey Burton vs Tenn, 2012
- 80—Percy Harvin vs So Carolina, 2008
- 80—Neal Anderson vs Tenn, 1984
- 80—Tony Green vs Miss St, 1977
- 80—Jimmy DuBose vs Vandy, 1975
- 80—Bobby Forbes vs Aub, 1947
- 77—Buford Long vs UGA, 1952
- 76—Chris Rainey vs Charleston So, 2009
- 76—Neal Anderson vs LSU, 1983
- 76—Jimmy Dunn vs UGA, 1958
- 75—Chris Rainey vs Ark, 2008
- 75—Ciatrick Fason vs Ark, 2003
- 75—Lorenzo Hampton vs West Texas St, 1982
- 75—Bob Hoover vs Texas A&M, 1962

#### Year-by-Year Individual 100-Yard Rushing Games

1965: 7	1979: 1	1993: 8	2007: 7
1966: 2	1980: 1	1994: 2	2008: 8
1967: 3	1981: 0	1995: 6	2009: 3
1968: 4	1982: 8	1996: 6	2010: 2
1969: 2	1983: 6	1997: 8	2011: 7
1970: 1	1984: 8	1998: 5	2012: 6
1971: 0	1985: 5	1999: 7	2013: 2
1972: 6	1986: 1	2000: 4	2014: 6
1973: 2	1987: 8	2001: 1	2015: 5
1974: 3	1988: 6	2002: 4	2016: 5
1975: 6	1989: 10	2003: 3	<b>TOTAL: 226</b>
1976: 4	1990: 5	2004: 6	
1977: 3	1991: 6	2005: 2	
1978: 1	1992: 3	2006: 2	

#### Top Year-by-Year Individual 100-Yard Rushing Games

1989: 10	2014: 6
2008: 8	2012: 6
1997: 8	1996: 6
1993: 8	1995: 6
1987: 8	1991: 6
1984: 8	1988: 6
1982: 8	1983: 6
2011: 7	1975: 6
2007: 7	1972: 6
1999: 7	

#### Single-Season 1000-Yard Rushers

Player	Year	Yds	Carries	Avg	Games to 1,000	Bowl Yds
Emmitt Smith	1989	1,599	284	5.6	7	17*
Emmitt Smith	1987	1,341	229	5.9	7	128*
Jimmy DuBose	1975	1,307	191	6.8	8	95*
Fred Taylor	1997	1,292	214	6.0	10	234*
Errict Rhett	1993	1,289	247	5.2	8	105*
Ciatrick Fason	2004	1,267	222	5.7	9	94
Mike Gillislee	2012	1,152	244	4.7	12	48
Errict Rhett	1991	1,109	224	5.0	10	63*
Earnest Graham	2002	1,085	240	4.5	13	120
Kelvin Taylor	2015	1,035	259	4.0	14	50
Neal Anderson	1985	1,034	238	4.0	11	

\*Prior to 2002, bowl stats were not counted in season totals

#### SAME GAME 100-YARD RUSHING PERFORMANCES

##### 2016 vs. Missouri, Lamical Perine (106) and Jordan Scarlett (101)

- 2014 vs UGA, Kelvin Taylor (197) and Matt Jones (192)
- 2011 vs Kty, Jeff Demps (157) and Chris Rainey (105)
- 2008 vs Okla, Percy Harvin (122) and Tim Tebow (109)
- 2008 vs Citadel, Chris Rainey (142) and Emmanuel Moody (116)
- 2008 vs Ark, Chris Rainey (103) and Jeff Demps (103)
- 1997 vs Central Mich, Bo Carroll (159) and Fred Taylor (106)
- 1996 vs LSU, Elijah Williams (109) and Fred Taylor (107)
- 1996 vs Aub, Elijah Williams (116) and Fred Taylor (110)
- 1984 vs Cin, James Massey (120), John L. Williams (111) and Neal Anderson (105)
- 1984 vs Tenn, Neal Anderson (178) and John L. Williams (100)
- 1983 vs ECU, John L. Williams (119) and Neal Anderson (118)
- 1982 vs Florida State, Lorenzo Hampton (138) and Neal Anderson (103)
- 1982 vs W Texas St, John L. Williams (179) and Lorenzo Hampton (116)
- 1967 vs Tulane, Larry Smith (115) and Larry Rentz (109)

\*1996 vs LSU and Auburn marks the only time multiple players have rushed for 100 Yds in consecutive games

## 100-YARD RUSHING GAMES

316—Emmitt Smith vs NM, 1989 (31)  
 224—Emmitt Smith vs Ala, 1987 (39)  
 218—Red Bethea vs Chicago, 1930  
 210—Ciatrick Fason vs Kty, 2004 (31)  
 204—Jimmy DuBose vs Florida St, 1975 (22)  
 202—Emmitt Smith vs Vandy, 1989 (25)  
 199—Chuck Hunsinger vs Furman, 1949  
 197—Kelvin Taylor vs UGA, 2014 (25)  
 197—Neal Anderson vs Kty, 1982 (33)  
 196—Errict Rhett vs Aub, 1993 (22)  
 193—Errict Rhett vs Kty, 1992 (33)  
 192—Matt Jones vs UGA, 2014 (25)  
 190—Ciatrick Fason vs So Carolina, 2003 (20)  
 184—Emmitt Smith vs LSU, 1987 (32)  
 183—Errict Rhett vs UGA, 1993 (41)  
 182—Earnest Graham vs UAB, 2002 (18)  
 182—Emmitt Smith vs Memphis St, 1989 (24)  
 180—Jimmy DuBose vs Vandy, 1975 (13)  
 179—John L. Williams vs W Texas St, 1982 (19)  
 178—Neal Anderson vs Tenn, 1984 (23)  
 178—Tony Green vs Maryland, 1974 (11)  
 177—Jeff Driskel vs Vandy, 2012 (11)  
 177—Bobby Forbes vs Jax NAS, 1944  
 175—Emmitt Smith vs Temple, 1987 (23)  
 174—Chuck Hunsinger vs UGA, 1949 (18)  
 173—Emmitt Smith vs Miss St, 1987 (20)  
 170—Ciatrick Fason vs Vandy, 2004 (26)  
 170—Fred Taylor vs So Carolina, 1997 (24)  
 170—Errict Rhett vs Ala, 1991 (23)  
 169—Percy Harvin vs Florida St, 2007 (16)  
 169—Earnest Graham vs Aub (SECCG), 2000 (19)  
 167—Matt Jones vs Kty, 2013 (28)  
 167—Percy Harvin vs So Carolina, 2008 (8)  
 166—Tim Tebow vs Ole Miss, 2007 (27)  
 165—Percy Harvin vs Mich (Bowl), 2008 (13)  
 165—Neal Anderson vs Indiana St, 1983 (26)  
 164—Emmitt Smith vs Miss St, 1988 (13)  
 162—Fred Taylor vs Florida St, 1997 (22)  
 160—Neal Anderson vs Tenn, 1985 (29)  
 159—Bo Carroll vs Central Mich, 1997 (7)  
 158—Jeff Demps vs Vandy, 2011 (23)  
 158—Earnest Graham vs W Mich, 1999 (19)  
 157—Jeff Demps vs Kty, 2011 (10)  
 157—Neal Anderson vs Tulane, 1984 (15)  
 156—Matt Jones vs Kty, 2014 (29)  
 154—Errict Rhett vs Kty, 1991 (26)  
 154—Jimmy DuBose vs Miss St, 1975 (20)  
 153—Emmitt Smith vs Florida St, 1989 (30)  
 153—John L. Williams vs Va Tech, 1985 (27)  
 149—Neal Anderson vs LSU, 1983 (15)  
 149—Jimmy DuBose vs Aub, 1975 (27)  
 148—Mike Gillislee vs BGSU, 2012 (24)  
 148—Emmitt Smith vs Montana St, 1988 (19)  
 147—Errict Rhett vs Tenn, 1993 (30)  
 146—James Jones vs Vandy, 1982 (26)  
 146—Nat Moore vs Kty, 1972 (23)  
 144—Mike Gillislee vs LSU, 2012 (34)  
 143—Ciatrick Fason vs Miss St, 2004 (16)  
 143—Elijah Williams vs UGA, 1995 (15)  
 143—Errict Rhett vs Miss St, 1990 (25)  
 143—Jimmy DuBose vs Aub, 1974 (25)  
 142—Chris Rainey vs Citadel, 2008 (7)  
 142—Errict Rhett vs Miss St, 1991 (27)  
 142—Errict Rhett vs Aub, 1990 (15)  
 142—Nat Moore vs Ole Miss, 1972 (16)

142—Larry Smith vs No Carolina, 1968 (24)  
 141—Jimmy DuBose vs Duke, 1975 (26)  
 140—Mike Gillislee vs Florida St, 2012 (24)  
 140—Fred Taylor vs Aub, 1997 (34)  
 140—Fred Taylor vs Vandy, 1994 (16)  
 139—Jeff Demps vs USF, 2010 (11)  
 139—Ciatrick Fason vs UGA, 2004 (17)  
 139—Fred Taylor vs So Carolina, 1996 (21)  
 138—Terry Jackson vs Kty, 1995 (18)  
 138—Lorenzo Hampton vs Florida St, 1982 (23)  
 136—Kelvin Taylor vs Florida St, 2015 (24)  
 136—Fred Taylor vs LSU, 1994 (16)  
 136—Errict Rhett vs Kty, 1993 (21)  
 135—Terry Jackson vs Ala, 1998 (25)  
**134—Jordan Scarlett vs So. Carolina, 2016 (20)**  
 134—Fred Taylor vs Tenn, 1997 (17)  
 134—Neal Anderson vs Kty, 1985 (31)  
 134—Neal Anderson vs Miss St, 1985 (23)  
 132—Chris Rainey vs So Carolina, 2011 (17)  
 132—Emmitt Smith vs LSU, 1988 (27)  
 132—Tony Green vs Utah, 1977 (10)  
 131—Earnest Graham vs UGA, 2001 (23)  
 131—Vince Kendrick vs No Carolina, 1972 (19)  
 130—Emmitt Smith vs Cal St Fullerton, 1987 (22)  
 129—Jeff Demps vs LSU, 2008 (10)  
 129—Tony Green vs Tenn, 1977 (18)  
 128—Earnest Graham vs Kty, 2000 (14)  
 128—Elijah Williams vs Vandy, 1995 (9)  
 127—Terry Jackson vs Citadel, 1998 (10)  
 127—Emmitt Smith vs Kty, 1989 (29)  
 127—Tommy Durrance vs Miss St, 1969 (21)  
 126—Fred Taylor vs Kty, 1997 (14)  
 126—Elijah Williams vs So Carolina, 1995 (14)  
 126—Michael Rich vs UGA, 1970 (21)  
 125—Earnest Graham vs Vandy, 2002 (24)  
 124—Earnest Graham vs Vandy, 1999 (16)  
 124—Errict Rhett vs UGA, 1991 (25)  
 124—Tony Green vs Tenn, 1976 (17)  
 124—Willie Wilder vs Miss St, 1976 (7)  
 123—Tim Tebow vs Kty, 2009 (16)  
 123—Neal Anderson vs LSU, 1985 (22)  
 122—Mike Gillislee vs Jacksonville St, 2012 (20)  
 122—Percy Harvin vs Okla, 2008 (9)  
 122—Errict Rhett vs Miss St, 1993 (19)  
 121—Kelvin Taylor vs UGA, 2015 (25)  
 121—Tim Tebow vs So Carolina, 2007 (26)  
 121—Tom Christian vs Miss St, 1968 (9)  
 120—Earnest Graham vs Mich, 2002 (22)  
 120—Robert Gillespie vs LSU, 2000 (19)  
 120—Errict Rhett vs So Carolina, 1993 (29)  
 120—Errict Rhett vs So Miss, 1992 (21)  
 120—James Massey vs Cin, 1984 (18)  
 120—Malcolm Hammack vs Ga Tech, 1954 (14)  
 119—Chris Rainey vs UAB, 2011 (16)  
 119—Terry Jackson vs Tenn, 1995 (17)  
 119—John L. Williams vs ECU, 1983 (17)  
 119—Vince Kendrick vs Aub, 1973 (23)  
 118—Neal Anderson vs ECU, 1983 (23)  
 117—Terry Jackson vs NE Louisiana, 1998 (16)  
 117—Emmitt Smith vs LSU, 1989 (29)  
 117—Emmitt Smith vs Ole Miss, 1989 (26)  
 117—Tommy Durrance vs Miami, 1969 (21)  
 116—Emmanuel Moody vs Citadel, 2008 (13)  
 116—Terry Jackson vs Kty, 1998 (22)  
 116—Elijah Williams vs Aub, 1996 (16)

116—Eugene McCaslin vs Georgia So, 1996 (8)  
 116—Lorenzo Hampton vs W Texas St, 1982 (13)  
 115—Mike Gillislee vs Tenn, 2012 (18)  
 115—Elijah Williams vs Kty, 1994 (13)  
 115—Larry Smith vs Tulane, 1968 (23)  
 115—Larry Smith vs Tulane, 1967 (23)  
 115—Larry Smith vs N.C. State, 1966 (26)  
 114—Matt Jones vs Tenn, 2014 (23)  
 113—Percy Harvin vs Vandy, 2007 (11)  
 113—Bo Carroll vs UGA, 1999 (13)  
 113—Emmitt Smith vs Kty, 1988 (28)  
 113—Vince Kendrick vs Miss St, 1972 (12)  
 112—Mack Brown vs Toledo, 2013 (25)  
 112—Robert Gillespie vs Ball St, 2000 (17)  
 112—Emmitt Smith vs Kty, 1987 (24)  
 111—Treon Harris vs So Carolina (20)  
 111—Fred Taylor vs Aub, 1995 (17)  
 111—Errict Rhett vs Kty, 1990 (18)  
 111—John L. Williams vs Cin, 1984 (12)  
 111—James Jones vs Kty, 1980 (22)  
 110—Trey Burton vs UGA, 2010 (17)  
 110—Fred Taylor vs Aub, 1996 (14)  
 110—John L. Williams vs Kty, 1984 (18)  
 109—Adam Lane vs ECU, 2014 (16)  
 109—Tim Tebow vs Okla, 2008 (22)  
 109—DeShawn Wynn vs UGA, 2005 (19)  
 109—Elijah Williams vs LSU, 1996 (13)  
 109—Errict Rhett vs Florida St, 1991 (24)  
 109—Emmitt Smith vs Indiana St, 1988 (21)  
 109—Emmitt Smith vs Ole Miss, 1988 (20)  
 109—Emmitt Smith vs Tulsa, 1987 (10)  
 109—Lorenzo Hampton vs Miss St, 1982 (12)  
 109—Jimmy DuBose vs N.C. State, 1975 (17)  
 109—Nat Moore vs Florida St, 1973 (15)  
 109—Larry Smith vs Air Force, 1968 (25)  
 109—Larry Rentz vs Tulane, 1967 (13)  
**108—Jordan Scarlett vs LSU, 2016 (22)**  
 108—Chris Rainey vs Tenn (21)  
 108—Tim Tebow vs Troy, 2007 (17)  
 108—Ran Carthon vs Ole Miss, 2003 (15)  
 108—Robert Gillespie vs LSU, 1999 (21)  
 108—Robert Gillespie vs Kty, 1999 (12)  
 108—Errict Rhett vs Ark St, 1993 (16)  
 108—Neal Anderson vs Aub, 1984 (15)  
 108—Calvin Davis vs Ga Tech, 1978 (20)  
 108—Terry LeCount vs UGA, 1977 (16)  
 108—Nat Moore vs Ala, 1972 (11)  
 108—Rick Casares vs Loyola, 1951 (12)  
 107—Fred Taylor vs LSU, 1996 (16)  
 107—James Jones vs Aub, 1982 (16)  
**106—Lamical Perine vs Mizzou, 2016 (11)**  
 106—Jeff Demps vs Florida St, 2009 (7)  
 106—Fred Taylor vs Central Mich, 1997 (9)  
 106—Errict Rhett vs Aub, 1991 (26)  
 106—Emmitt Smith vs UGA, 1989 (22)  
 106—Tony Green vs Kty, 1974 (9)  
**105—Lamical Perine vs Kty, 2016 (17)**  
 105—Kelvin Taylor vs So Carolina, 2015 (20)  
 105—Kelvin Taylor vs FAU, 2015 (26)  
 105—Chris Rainey vs Kty, 2011 (15)  
 105—Jeff Demps vs FAU, 2011 (12)  
 105—Percy Harvin vs Ark, 2006 (6)  
 105—Ciatrick Fason vs E Mich, 2004 (16)  
 105—Earnest Graham vs So Carolina, 1999 (24)  
 105—Willie McClendon vs Akron, 1990 (18)

105—Errict Rhett vs LSU, 1990 (15)  
 105—Neal Anderson vs Cin, 1984 (16)  
 105—Larry Smith vs Vandy, 1967 (23)  
 104—DeShawn Wynn vs Kty, 2006 (14)  
 104—DeShawn Wynn vs Tenn, 2006 (22)  
 104—Bo Carroll vs Aub, 1999 (11)  
 104—Errict Rhett vs Vandy, 1992 (22)  
 104—John L. Williams vs Miss St, 1983 (4)  
 104—Derald Williams vs Tulsa, 1979 (17)  
 103—Jeff Demps vs Ark, 2008 (7)  
 103—Chris Rainey vs Ark, 2008 (10)  
 103—Ciatrick Fason vs Florida St, 2004 (24)  
 103—Fred Taylor vs Ark, 1997 (13)  
 103—John L. Williams vs Vandy, 1983 (17)  
 103—Neal Anderson vs Florida St, 1982 (13)  
 103—Neal Anderson vs Tulane, 1982 (24)  
 103—James Fisher vs Miami, 1976 (15)  
 103—Nat Moore vs Miami, 1972 (18)  
 103—Rick Casares vs Aub, 1951 (15)  
 102—Kelvin Taylor vs Tenn, 2015 (19)  
 102—Tim Tebow vs FIU, 2009 (7)  
 102—Earnest Graham vs Kty, 2002 (32)  
 102—Eugene McCaslin vs Vandy, 1998 (14)  
 102—Octavius Gould vs Rutgers, 1986 (28)  
 102—Willie Wilder vs UGA, 1976 (13)  
 102—Larry Smith vs Aub, 1966 (22)  
**101—Jordan Scarlett vs Kty, 2016 (12)**  
 101—DeShawn Wynn vs La Tech, 2005 (16)  
 101—Fred Taylor vs So Miss, 1997 (19)  
 100—Percy Harvin vs UGA, 2007 (10)  
 100—DeShawn Wynn vs Miami, 2003 (8)  
 100—Emmitt Smith vs La Tech, 1989 (20)  
 100—Emmitt Smith vs Florida St, 1987 (20)  
 100—John L. Williams vs Tenn, 1984 (13)

## Career 100-Yard Rushing Games

Emmitt Smith	23	<b>Lamical Perine</b>	<b>2</b>
Errict Rhett	20	Willie Wilder	2
Neal Anderson	14	Red Bethea	1
Fred Taylor	14	Mack Brown	1
Earnest Graham	10	Trey Burton	1
John L. Williams	8	Ran Carthon	1
Jeff Demps	7	Tom Christian	1
Jimmy DuBose	7	Calvin Davis	1
Ciatrick Fason	7	Jeff Driskel	1
Percy Harvin	7	James Fisher	1
Larry Smith	7	Bobby Forbes	1
Kelvin Taylor	6	Octavius Gould	1
Terry Jackson	6	Malcolm Hammack	1
Chris Rainey	6	Treon Harris	1
Tim Tebow	6	Chuck Hunsinger	1
Elijah Williams	6	Adam Lane	1
Mike Gillislee	5	Terry LeCount	1
Tony Green	5	James Massey	1
Nat Moore	5	Willie McClendon	1
DeShawn Wynn	5	Emmanuel Moody	1
Robert Gillespie	4	Larry Rentz	1
Matt Jones	4	Michael Rich	1
Bo Carroll	3	Derald Williams	1
Lorenzo Hampton	3		
James Jones	3		
Vince Kendrick	3		
<b>Jordan Scarlett</b>	<b>3</b>		
Rick Casares	2		
Tommy Durrance	2		
Eugene McCaslin	2		

## PASSING RECORDS

### Attempts

#### Career

1,458—Chris Leak, 2003-06  
1,202—Shane Matthews, 1989-92  
1,170—Danny Wuerffel, 1993-96  
1,128—John Reaves, 1969-71  
1,110—Rex Grossman, 2000-02  
995—Tim Tebow, 2006-09  
991—Wayne Peace, 1980-83  
949—Kerwin Bell, 1984-87  
907—Doug Johnson, 1996-99  
692—Steve Spurrier, 1964-66

#### Season

503—Rex Grossman, 2002  
463—Shane Matthews, 1992  
399—Chris Leak, 2004  
396—John Reaves, 1969  
395—Rex Grossman, 2001  
378—Shane Matthews, 1990  
376—John Reaves, 1970  
374—Chris Leak, 2005  
365—Chris Leak, 2006  
361—Shane Matthews, 1991

#### Game

66—John Reaves vs Aub, 1969  
57—Doug Johnson vs LSU, 1997  
54—Larry Ochab vs Florida State, 1979  
53—John Reaves vs Tulane, 1969  
52—John Reaves vs N.C. State, 1970  
52—John Reaves vs Tenn, 1970  
51—Rex Grossman vs Tenn, 2001  
50—Danny Wuerffel vs Aub, 1993  
50—John Reaves vs Miami, 1971  
49—Shane Matthews vs Ala, 1992  
49—Kerwin Bell vs UGA, 1985  
49—Steve Spurrier vs Miami, 1966

### Completions

#### Career

895—Chris Leak, 2003-06  
722—Shane Matthews, 1989-92  
708—Danny Wuerffel, 1993-96  
677—Rex Grossman, 2000-02  
661—Tim Tebow, 2006-09  
610—Wayne Peace, 1980-83  
603—John Reaves, 1969-71  
549—Kerwin Bell, 1984-87  
504—Doug Johnson, 1996-99  
398—John Brantley, 2007-11

#### Season

287—Rex Grossman, 2002  
275—Shane Matthews, 1992  
259—Rex Grossman, 2001  
238—Chris Leak, 2004  
235—Chris Leak, 2005  
234—Tim Tebow, 2007  
232—Chris Leak, 2006  
229—Shane Matthews, 1990  
222—John Reaves, 1969  
218—Shane Matthews, 1991

#### Game

36—Rex Grossman vs UGA, 2002  
33—Rex Grossman vs Tenn, 2001  
33—Kerwin Bell vs UGA, 1985  
33—John Reaves vs Miami, 1971  
33—John Reaves vs Aub, 1969  
32—Chris Leak vs Vandy, 2005  
32—Doug Johnson vs LSU, 1997  
32—Shane Matthews vs Louisville, 1992  
31—Jeff Driskel vs E Mich, 2014  
31—Tim Tebow vs Cin, 2009

### Yardage

#### Career

11,213—Chris Leak, 2003-06  
10,875—Danny Wuerffel, 1993-96  
9,287—Shane Matthews, 1989-92  
9,285—Tim Tebow, 2006-09  
9,164—Rex Grossman, 2000-02  
7,585—Kerwin Bell, 1984-87  
7,549—John Reaves, 1969-71  
7,206—Wayne Peace, 1980-83  
7,114—Doug Johnson, 1996-99  
4,848—Steve Spurrier, 1964-66

#### Season

3,896—Rex Grossman, 2001  
3,625—Danny Wuerffel, 1996  
3,402—Rex Grossman, 2002  
3,286—Tim Tebow, 2007  
3,266—Danny Wuerffel, 1995  
3,205—Shane Matthews, 1992  
3,197—Chris Leak, 2004  
3,130—Shane Matthews, 1991  
2,952—Shane Matthews, 1990  
2,942—Chris Leak, 2006  
*By a Senior:* 3,625—Danny Wuerffel, 1996  
*By a Junior:* 3,402—Rex Grossman, 2002  
*By a Sophomore:* 3,896—Rex Grossman, 2001  
*By a Freshman:* 2,435—Chris Leak, 2003

#### Game

482—Tim Tebow vs Cin, 2009  
464—Rex Grossman vs LSU, 2001  
462—Danny Wuerffel vs Ark, 1996  
460—Doug Johnson vs Vandy, 1998  
458—Eric Kresser vs N Illinois, 1995  
449—Danny Wuerffel vs Miss St, 1993  
448—Terry Dean vs SW Louisiana, 1993  
443—Danny Wuerffel vs Florida State, 1995  
408—Kerwin Bell vs UGA, 1985  
407—Rex Grossman vs UGA, 2001  
*By a Senior:* 482—Tim Tebow vs Cin, 2009  
*By a Junior:* 458—Eric Kresser vs N Illinois, 1995  
*By a Sophomore:* 464—Rex Grossman vs LSU, 2001  
*By a Freshman:* 449—Danny Wuerffel vs Miss St, 1993

### Completion Percentage

#### Career

(400 or more completions)  
66.4—Tim Tebow (661 of 995), 2006-09  
61.6—Wayne Peace (610 of 991), 1980-83  
61.4—Chris Leak (895 of 1,458), 2003-06  
61.1—Rex Grossman (677 of 1,110), 2000-02  
60.5—Danny Wuerffel (708 of 1,170), 1993-96

#### Season

(Min. 150 completions)  
70.7—Wayne Peace (174 of 246), 1982  
(Min. 200 completions)  
67.8—Tim Tebow (213 of 314), 2009  
66.9—Tim Tebow (234 of 350), 2007  
65.6—Rex Grossman (259 of 395), 2001  
64.6—Danny Wuerffel (210 of 325), 1995  
63.6—Chris Leak, (232 of 365) 2006  
62.8—Chris Leak (235 of 374), 2005  
60.8—John Brantley (200 of 329), 2010  
60.6—Shane Matthews (229 of 378), 1990

#### Game

(Min. 10 completions)  
93.8—Danny Wuerffel (15 of 16) vs Ga Southern, 1996  
88.6—Tim Tebow (31 of 35) vs Cin, 2009  
88.2—Wayne Peace (15 of 17) vs W Texas St, 1982  
(Min. 30 completions)  
88.6—Tim Tebow (31 of 35) vs Cin, 2009 (SEC Record)  
**80.9—Austin Appleby (17 of 21) vs. So. Carolina, 2016**  
78.3—Rex Grossman (36 of 46) vs UGA, 2002  
69.6—Shane Matthews (32 of 46) vs LSU, 1992  
**67.8—Austin Appleby (19 of 28) vs. Vandy, 2016**  
67.3—Kerwin Bell (33 of 49) vs UGA, 1985

### TDs

#### Career

114—Danny Wuerffel, 1993-96  
88—Tim Tebow, 2006-09  
88—Chris Leak, 2003-06  
77—Rex Grossman, 2000-02  
74—Shane Matthews, 1989-92  
62—Doug Johnson, 1996-99  
56—Kerwin Bell, 1984-87  
54—John Reaves, 1969-71  
39—Terry Dean, 1991-94  
36—Steve Spurrier, 1964-66

#### Season

39—Danny Wuerffel, 1996  
35—Danny Wuerffel, 1995  
34—Rex Grossman, 2001  
32—Tim Tebow, 2007  
30—Tim Tebow, 2008  
29—Chris Leak, 2004  
28—Shane Matthews, 1991  
24—John Reaves, 1969  
23—Chris Leak, 2006  
23—Shane Matthews, 1992  
23—Shane Matthews, 1990

*By a Senior:* 39—Danny Wuerffel, 1996  
*By a Junior:* 35—Danny Wuerffel, 1995  
*By a Sophomore:* 34—Rex Grossman, 2001  
*By a Freshman:* 22—Danny Wuerffel, 1993

### Game

7—Doug Johnson vs Central Mich, 1997 (*Tied SEC Record*)  
7—Terry Dean vs New Mexico St, 1994 (*Tied SEC Record*)  
6—Chris Leak vs So Carolina, 2004  
6—Danny Wuerffel vs Ala, 1996  
6—Danny Wuerffel vs Tenn, 1995  
6—Eric Kresser vs N Illinois, 1995  
6—Terry Dean vs SW Louisiana, 1993  
5—11 times, last: Tim Tebow vs Cin, 2009

### Efficiency

#### Career

(Min. of 500 completions)  
170.79—Tim Tebow, 2006-09  
163.6—Danny Wuerffel, 1993-96  
146.77—Rex Grossman, 2000-02  
140.14—Chris Leak, 2003-06  
137.6—Shane Matthews, 1989-92  
136.5—Kerwin Bell, 1984-87

#### Season

178.4—Danny Wuerffel, 1995  
172.5—Tim Tebow, 2007  
172.4—Tim Tebow, 2008  
170.8—Rex Grossman, 2001  
170.6—Danny Wuerffel, 1996  
164.2—Tim Tebow, 2009  
161.8—Rex Grossman, 2000  
159.4—Kerwin Bell, 1985  
155.7—Terry Dean, 1994  
151.2—Danny Wuerffel, 1994

#### Game

(Min. of 10 completions)  
289.3—Wayne Peace vs W Texas St, 1982  
287.2—Danny Wuerffel vs UGA, 1995  
282.9—Tim Tebow vs W Kty, 2007  
275.2—Danny Wuerffel vs Ga Southern, 1996  
254.3—Danny Wuerffel vs So Carolina, 1995  
254.1—Danny Wuerffel vs LSU, 1993  
248.7—Doug Johnson vs Central Mich, 1997  
248.2—Danny Wuerffel vs Aub, 1994  
247.0—Shane Matthews vs San Jose St, 1991  
(Min. of 20 completions)  
235.9—Rex Grossman vs LSU, 2001  
233.5—Terry Dean vs LSU, 1993  
232.5—Tim Tebow vs Cin, 2009  
230.7—Rex Grossman vs Miss St, 2001  
222.2—Danny Wuerffel vs So Carolina, 1994

### Interceptions

#### Career

59—John Reaves, 1969-71  
46—Shane Matthews, 1989-92  
42—Chris Leak, 2003-06  
42—Danny Wuerffel, 1993-96  
40—Wayne Peace, 1980-83  
36—Rex Grossman, 2000-02



*Interceptions (cont.)*

36—Doug Johnson, 1996-99  
 35—Kerwin Bell, 1984-87  
 31—Steve Spurrier, 1964-66

**Season**

21—John Reaves, 1971  
 19—John Reaves, 1970  
 19—John Reaves, 1969  
 18—Shane Matthews, 1991  
 17—Rex Grossman, 2002  
 16—Shane Matthews, 1992

**Game**

9—John Reaves vs Aub, 1969 (*NCAA Record*)  
 5—Shane Matthews vs Miss St, 1992

**Consecutive Passes****Without An Interception**

203—Tim Tebow, 2007-08  
 157—John Brantley, 2008-10  
 148—Tim Tebow, 2009  
 121—Danny Wuerffel, 1995-96  
 118—John Brantley, 2011  
 118—Rex Grossman, 2002  
 117—Chris Leak, 2005  
 117—Wayne Peace, 1981  
 113—Tim Tebow, 2008  
 104—Steve Spurrier, 1966

**Lowest Interception Percentage****Career***(Min. 500 attempts)*

1.61—Tim Tebow, 2006-2009  
 2.79—John Brantley, 2007-11  
 2.88—Chris Leak, 2003-06  
 3.24—Rex Grossman, 2000-02  
 3.59—Danny Wuerffel, 1993-96  
 3.68—Kerwin Bell, 1984-87

**Consecutive Passes Completed**

17—Chris Leak (17 vs Wyoming), 2005  
 16—Steve Spurrier (9 vs Florida State, 7 vs N.C. State), 1966  
 14—Terry Dean (11 vs Ark St, 3 vs Kty), 1993

**Longest Passing Plays (TDs)**

99—Derrick Gaffney from Cris Collinsworth vs Rice, 1977  
*(Tied NCAA Record)*

**98—Tyrie Cleveland from Austin Appleby vs LSU, 2016**

96—Jacquez Green from Eric Kresser vs N Illinois, 1995  
 96—Ricky Nattiel from Kerwin Bell vs UGA, 1984  
 93—Stacey Simmons from Kyle Morris vs Mont St, 1988  
 87—Reidel Anthony from Eric Kresser vs So Miss, 1994  
 86—Ahmad Fulwood from Treon Harris vs ECU, 2014  
**85—Mark Thompson from Austin Appleby vs Iowa, 2016**  
 85—Wes Chandler from Terry LeCount vs LSU, 1977  
 85—Jacquez Green from Danny Wuerffel vs Ala, 1996  
 84—Tony Lomack from Kyle Morris vs La Tech, 1989  
 83—Chris Rainey from John Brantley vs Tenn, 2011  
 83—Ricky Nattiel from Kerwin Bell vs Miss, 1985  
 82—Frankie Neal from Kerwin Bell vs Florida State, 1985  
 81—Chad Jackson from Chris Leak, vs Tenn, 2004  
 81—Jim Yancey from John Reaves vs Florida State, 1970  
 80—Andre Debose from John Brantley vs Furman, 2011  
 80—Riley Cooper from Tim Tebow vs Cin, 2009  
 80—Chad Jackson from Chris Leak vs La Tech, 2005

80—Jabar Gaffney from Rex Grossman vs Aub, 2001

80—Ray Brown from Richard Allen vs Tenn, 1954

**78—Antonio Callaway from Luke Del Rio vs Kty, 2016****77—Brandon Powell from Will Grier vs Ole Miss, 2015**

77—Deonte Thompson from Tim Tebow vs Ark, 2009  
 77—Stacey Simmons from Kyle Morris vs Indiana St, 1988  
 76—Jacquez Green from Danny Wuerffel vs Vandy, 1995  
 76—Carlos Alvarez from John Reaves vs No Carolina, 1969  
 75—Frankie Hammond from Jeff Driskel vs Tenn, 2012  
 75—Bo Carroll from Jesse Palmer vs Ball St, 2000  
 75—Ricky Nattiel from Kerwin Bell vs Florida State, 1985  
 74—Ike Hilliard from Danny Wuerffel vs Florida State, 1995  
 74—Fergie Ferguson from Tommy Harrison vs Miami, 1941  
 74—Carlos Alvarez from John Reaves vs Houston, 1969

**300-Yard Passing Games****Season**

10—Rex Grossman, 2001  
 6—Rex Grossman, 2002  
 5—Shane Matthews, 1992  
 5—Shane Matthews, 1991  
 5—Shane Matthews, 1990  
 4—Chris Leak, 2004  
 4—Danny Wuerffel, 1996  
 4—Danny Wuerffel, 1995  
 4—John Reaves, 1969  
 3—4 times, last: Tim Tebow, 2007

**Consecutive 300-Yard Passing Games**

9—Rex Grossman, 2001  
 3—Shane Matthews, 1992  
 3—Shane Matthews, 1990

**200-Yard Passing Games****Career**

33—Chris Leak, 2003-06  
 31—Danny Wuerffel, 1993-96  
 30—Shane Matthews, 1989-92  
 26—Rex Grossman, 2000-02  
 25—Tim Tebow, 2006-2009  
 23—John Reaves, 1969-71  
 20—Doug Johnson, 1996-99  
 14—Kerwin Bell, 1984-87  
 14—Wayne Peace, 1980-83

**Season**

11—Tim Tebow, 2007  
 11—Rex Grossman, 2001  
 11—Danny Wuerffel, 1996  
 11—Shane Matthews, 1991  
 10—Chris Leak, 2004  
 10—Rex Grossman, 2002  
 10—Danny Wuerffel, 1995  
 10—Shane Matthews, 1992  
 10—John Reaves, 1970  
 9—Doug Johnson, 1999  
 9—Shane Matthews, 1990

**Consecutive 200-Yard Passing Games**

17—Shane Matthews (last five games of 1990, all 11 games in 1991 and Kty in 1992)  
 13—Rex Grossman, 2000-02 (last game of 2000, all 11 games of 2001 and first game of 2002)  
 10—John Reaves (last two games of 1969, first eight games of 1970)

**300-YARD PASSING GAMES**

482—Tim Tebow vs Cin, 2010 (31-35, 3)  
 464—Rex Grossman vs LSU, 2001 (22-32, 5)  
 462—Danny Wuerffel vs Ark, 1996 (23-39, 4)  
 460—Doug Johnson vs Vandy, 1998 (24-39, 4)  
 458—Eric Kresser vs N Illinois, 1995 (26-42, 6)  
 449—Danny Wuerffel vs Miss St, 1993 (27-41, 3)  
 448—Terry Dean vs SW Louisiana, 1993 (26-38, 6)  
 443—Danny Wuerffel vs Florida St, 1995 (25-40, 4)  
 408—Kerwin Bell vs UGA, 1985 (33-49, 0)  
 407—Rex Grossman vs UGA, 2001 (27-35, 2)  
 401—Danny Wuerffel vs Ala, 1996 (20-35, 6)  
 393—Rex Grossman vs Miss St, 2001 (22-31, 5)  
 386—Danny Wuerffel vs Aub, 1993 (25-50, 3)  
 381—Danny Wuerffel vs Tenn, 1995 (29-39, 6)  
 380—Danny Wuerffel vs Aub, 1995 (20-34, 4)  
 375—Rex Grossman vs Kty, 2002 (28-43, 2)  
 375—Rex Grossman vs Marshall, 2001 (20-30, 3)  
 369—John Reaves vs Aub, 1969 (33-66)  
 364—Rex Grossman vs Aub, 2001 (25-42, 2)  
 362—Rex Grossman vs Tenn, 2001 (33-51, 2)  
 362—Danny Wuerffel vs Florida St, 1996 (23-48, 3)  
 362—Shane Matthews vs Kty, 1991 (26-39, 3)  
 360—Doug Johnson vs So Carolina, 1998 (23-42, 4)  
 357—Danny Wuerffel vs So Carolina, 1994 (20-32, 4)  
 352—Chris Leak vs UCF, 2006 (19-29, 4)  
 351—Shane Matthews vs Miss St, 1990 (27-42, 3)  
 351—Shane Matthews vs Florida St, 1990 (29-48, 2)  
 348—John Reaves vs Miami, 1971 (33-50)  
 347—Shane Matthews vs Syracuse, 1991 (27-43, 3)  
 346—Doug Johnson vs LSU, 1997 (32-57, 0)  
 346—Danny Wuerffel vs Aub, 1996 (17-30, 3)  
 346—John Reaves vs Miami, 1969 (30-43)  
 344—Shane Matthews vs UGA, 1990 (26-39, 3)  
 343—Doug Johnson vs Tenn, 1999 (21-44, 2)  
 343—Shane Matthews vs Vandy, 1992 (28-43, 3)  
 343—Kerwin Bell vs Florida St, 1985 (17-22, 3)  
 342—John Reaves vs Houston, 1969 (18-30)  
 340—Shane Matthews vs Kty, 1992 (28-47, 4)  
 339—Rex Grossman vs UGA, 2002 (36-46, 2)  
 338—Tim Tebow vs FAU, 2007 (25-34, 3)  
 337—Rex Grossman vs UAB, 2002 (16-26, 2)  
 336—Shane Matthews vs N Illinois, 1991 (21-34, 2)  
 336—Wayne Peace vs Aub, 1983 (29-41, 2)  
 334—Rex Grossman vs Vandy, 2000 (21-34, 2)  
 333—Danny Wuerffel vs So Carolina, 1993 (25-37, 2)  
 332—Shane Matthews vs Okla St, 1990 (20-29, 1)  
 331—Rex Grossman vs La Monroe, 2001 (23-34, 3)  
 329—John Brantley vs Furman, 2011 (16-28, 4)  
 329—John Reaves vs Miss St, 1969 (24-33)  
 327—Jesse Palmer vs Ball St, 2000 (21-46, 3)  
 324—Rex Grossman vs Tenn, 2002 (20-34, 3)  
 323—Rex Grossman vs Mich, 2005 (21-41, 2)  
 322—Chris Leak vs Ark, 2004 (23-38, 3)  
 322—Shane Matthews vs Miss St, 1991 (22-35, 2)  
**320—Luke Del Rio vs Kentucky, 2016 (19-32, 4)**  
 320—Chris Leak vs Wyoming, 2005 (26-34, 3)  
 319—Chris Leak vs Kty, 2005 (25-32, 4)  
 319—Chris Leak vs So Carolina, 2004 (18-31, 6)  
 319—Tim Tebow vs Ole Miss, 2008 (24-38, 1)  
 319—David Bowden vs No Carolina, 1972 (16-37)  
 317—Shane Matthews vs Louisville, 1992 (32-46, 3)  
 317—Shane Matthews vs So Miss, 1992 (22-39, 1)  
 316—Chris Leak vs Middle Tenn, 2004 (17-22, 3)  
 310—Doug Johnson vs Aub, 1999 (24-43, 1)  
 310—Doug Johnson vs Central Mich, 1997 (18-27, 7)

309—Doug Johnson vs Ala, 1999 (22-31, 4)

309—Eric Kresser vs So Miss, 1994 (14-21, 3)  
 307—Chris Leak vs Vandy, 2004 (22-29, 2)  
 307—John Reaves vs Maryland, 1971 (23-34)  
 306—Rex Grossman vs Vandy, 2001 (17-29, 3)  
 306—Danny Wuerffel vs Florida St, 1997 (18-34, 3)  
 305—Tyler Murphy vs Vandy, 2013 (30-46, 3)  
 304—Tim Tebow vs So Carolina, 2007 (22-32, 2)  
 304—Danny Wuerffel vs So Carolina, 1995 (19-24, 5)  
 304—Danny Wuerffel vs Florida St, 1994 (21-36, 3)  
 303—Rex Grossman vs Florida St, 2002 (24-47, 1)  
 303—Terry Dean vs Tenn, 1994 (18-26, 2)  
 303—Shane Matthews vs UGA, 1991 (22-32, 4)  
 303—Shane Matthews vs Kty, 1990 (20-37, 4)  
 302—Rex Grossman vs So Carolina, 2001 (21-33, 3)  
 302—Rex Grossman vs Kty, 2001 (22-36, 4)  
 302—Kerwin Bell vs Miss St, 1985 (15-25, 3)  
 301—Jesse Palmer vs Citadel, 1998 (18-28, 4)  
 301—Shane Matthews vs UGA, 1992 (28-45, 2)  
 300—Tim Tebow vs W Kentucky, 2007 (13-17, 3)

**Most Career 300-Yard Passing Games**

Rex Grossman	17
Shane Matthews	15
Danny Wuerffel	14
Doug Johnson	7
Chris Leak	7
John Reaves	6
Tim Tebow	5
Kerwin Bell	3
Terry Dean	2
Jesse Palmer	2
Eric Kresser	2
John Brantley	1
<b>Luke Del Rio</b>	<b>1</b>
Wayne Peace	1
David Bowden	1



## RECEIVING RECORDS

### Receptions

#### Career

185—Andre Caldwell, 2003-07  
172—Carlos Alvarez, 1969-71  
162—Willie Jackson, 1990-93  
153—Errict Rhett, 1990-93  
151—Dallas Baker, 2003-06  
149—Chris Doering, 1992-95  
143—Jack Jackson, 1992-94  
141—Reche Caldwell, 1999-2001  
138—Jabar Gaffney, 2000-01  
133—Percy Harvin, 2006-08  
133—Taylor Jacobs, 1999-2002

#### Season

88—Chad Jackson, 2005  
88—Carlos Alvarez, 1969  
72—Reidel Anthony, 1996  
71—Taylor Jacobs, 2002  
71—Jabar Gaffney, 2000  
70—Travis McGriff, 1998  
70—Chris Doering, 1995  
68—Aaron Hernandez, 2009  
67—Jabar Gaffney, 2001  
67—Darrell Jackson, 1999  
*By a Senior:* 71—Taylor Jacobs, 2002  
*By a Junior:* 88—Chad Jackson, 2005  
*By a Sophomore:* 88—Carlos Alvarez, 1969  
*By a Freshman:* 71—Jabar Gaffney, 2000

#### Game

15—Demarcus Robinson vs Kty, 2014  
15—Carlos Alvarez vs Miami, 1969  
13—Percy Harvin vs Ole Miss, 2008  
13—Andre Caldwell vs FAU, 2007  
13—Travis McGriff vs So Carolina, 1998  
12—7x, last: Carlos Perez vs UGA, 2002  
11—9x, last: Andre Caldwell vs So Carolina, 2007  
10—10x, last: Dallas Baker, vs Iowa, 2006  
*By a Senior:* 13—Andre Caldwell vs FAU, 2007  
*By a Junior:* 13—Percy Harvin vs Ole Miss, 2008  
*By a Sophomore:* 15—Carlos Alvarez vs Miami, 1969; Demarcus Robinson vs Kty, 2014  
*By a Freshman:* 8—Jabar Gaffney vs Miss St, LSU, 2000 and Reidel Anthony vs Ala, 1994

### Yds

#### Career

2,563—Carlos Alvarez, 1969-71  
2,375—Jabar Gaffney, 2000-01  
2,349—Andre Caldwell, 2003-07  
2,274—Reidel Anthony, 1994-96  
2,266—Jack Jackson, 1992-94  
2,236—Dallas Baker, 2003-06  
2,214—Ike Hilliard, 1994-96  
2,181—Jacquez Green, 1995-97  
2,172—Willie Jackson, 1990-93  
2,107—Chris Doering, 1992-95

#### Season

1,357—Travis McGriff, 1998 (*SEC Record*)  
1,329—Carlos Alvarez, 1969  
1,293—Reidel Anthony, 1996  
1,191—Jabar Gaffney, 2001  
1,184—Jabar Gaffney, 2000

1,156—Darrell Jackson, 1999  
1,088—Taylor Jacobs, 2002  
1,059—Reche Caldwell, 2001  
1,045—Chris Doering, 1995  
1,024—Jacquez Green, 1997  
*By a Senior:* 1,357—Travis McGriff, 1998  
*By a Junior:* 1,293—Reidel Anthony, 1996  
*By a Sophomore:* 1,329—Carlos Alvarez, 1969  
*By a Freshman:* 1,184—Jabar Gaffney, 2000  
*By a True Freshman:* **678—Antonio Callaway, 2015**

#### Game

246—Taylor Jacobs vs UAB, 2002  
237—Carlos Alvarez vs Miami, 1969  
222—Travis McGriff vs So Carolina, 1998  
216—Demarcus Robinson vs Kty, 2014  
213—Travis McGriff vs Ala, 1998  
199—Chris Doering vs Miss St, 1993  
193—Reidel Anthony vs Florida State, 1996  
192—Ike Hilliard vs Florida State, 1995  
189—Reidel Anthony vs Ark, 1996  
187—Wes Chandler vs No Carolina, 1976  
*By a Senior:* 246—Taylor Jacobs vs UAB, 2002  
*By a Junior:* 193—Reidel Anthony vs Florida State, 1996  
*By a Sophomore:* 237—Carlos Alvarez vs Miami, 1969  
*By a Freshman:* 168—Jabar Gaffney vs So Carolina, 2000

### TDs

#### Career

31—Chris Doering, 1992-95  
29—Ike Hilliard, 1994-96  
29—Jack Jackson, 1992-94  
27—Jabar Gaffney, 2000-01  
26—Reidel Anthony, 1994-96  
24—Willie Jackson, 1990-93  
23—Jacquez Green, 1995-97  
22—Wes Chandler, 1974-77  
21—Dallas Baker, 2003-06  
19—Carlos Alvarez, 1969-71  
19—Harrison Houston, 1990-93

#### Season

18—Reidel Anthony, 1996  
17—Chris Doering, 1995  
15—Ike Hilliard, 1995  
15—Jack Jackson, 1994  
14—Jabar Gaffney, 2000  
13—Jabar Gaffney, 2001  
12—Carlos Alvarez, 1969  
11—Jack Jackson, 1993  
10—7x, last: Dallas Baker, 2006  
*By a Senior:* 17—Chris Doering, 1995  
*By a Junior:* 18—Reidel Anthony, 1996  
*By a Sophomore:* 15—Ike Hilliard, 1995  
*By a Freshman:* 14—Jabar Gaffney, 2000 (*NCAA Record*)

#### Game

4—Ike Hilliard vs Tenn, 1995  
4—Jack Jackson vs New Mexico St, 1994  
3—23x, Last: Riley Cooper vs W Carolina, 2006

### Average Yds Per Catch

#### Career

(*Min. 75*)  
21.3—Wes Chandler, 1974-77 (92 for 1,963)  
(*Min. 100*)  
19.3—Jacquez Green, 1995-97 (113 for 2,181)  
18.0—Reidel Anthony, 1994-96 (126 for 2,274)  
17.8—Ricky Nattiel, 1983-86 (117 for 2,086)  
17.8—Harrison Houston, 1990-93 (100 for 1,781)

#### Season

(*Min. 20*)  
24.4—Frankie Neal, 1985 (20 for 487)  
(*Min. 25*)  
22.0—Wes Chandler, 1976 (44 for 967)  
(*Min. 50*)  
19.4—Travis McGriff, 1998 (70 for 1,357)  
18.8—Riley Cooper, 2009 (51 for 961)  
18.6—Jack Jackson, 1993 (51 for 949)  
18.0—Reidel Anthony, 1996 (72 for 1,293)  
(*Min. 75*)  
15.1—Carlos Alvarez, 1969 (88 for 1,329)

#### Game

(*Min. 5*)  
32.8—Jabar Gaffney vs LSU, 2001 (5 for 164)  
32.2—Ricky Nattiel vs Florida State, 1985 (5 for 161)  
(*Min. 8*)  
30.8—Taylor Jacobs vs UAB, 2002 (8 for 246)  
(*Min. 10*)  
18.3—Tyrone Young vs UGA, 1980 (10 for 183)  
(*Min. 15*)  
15.9—Carlos Alvarez vs Miami, 1969 (15 for 238)

### 100-Yard Games

#### Career

14—Jabar Gaffney, 2000-01 (6 in 2000, 8 in 2001)  
13—Carlos Alvarez, 1969-71 (8 in 1969, 2 in 1970, 3 in 1971)  
8—Travis McGriff, 1995-98 (8 in 1998)  
8—Ike Hilliard, 1994-96 (4 in 1995, 4 in 1996)  
8—Willie Jackson, 1990-93 (2 in 1991, 3 in 1992, 3 in 1993)  
7—Reche Caldwell, 1999-2001 (1 in 2000, 6 in 2001)  
7—Darrell Jackson, 1997-99 (7 in 1999)  
7—Jacquez Green, 1995-97 (2 in 1995, 1 in 1996, 4 in 1997)  
7—Reidel Anthony, 1994-96 (2 in 1994, 5 in 1996)  
6—5x, last: Percy Harvin, 2006-08 (4 in 2007, 2 in 2008)

#### Season

8—Jabar Gaffney, 2001  
8—Travis McGriff, 1998  
8—Carlos Alvarez, 1969  
7—Darrell Jackson, 1999  
6—Reche Caldwell, 2001  
6—Jabar Gaffney, 2000  
5—Reidel Anthony, 1996  
5—Richard Trapp, 1966  
4—8x, last: Demarcus Robinson, 2014

### Consecutive 100-Yard Games

6—Jabar Gaffney, 2000 vs MSU, LSU, Aub, UGA, Vandy, So Carolina  
6—Darrell Jackson, 1999 vs Tenn, Kty, Ala, LSU, Aub, UGA  
6—Carlos Alvarez, 1969 vs Houston, MSU, Florida State, Tulane, No Carolina, Vandy

### Consecutive Games with a Reception

35—Ike Hilliard (9/3/94-1/2/97)  
34—Cris Collinsworth (9/16/78-12/20/80)  
32—Quinton Dunbar (11/26/11-10/4/14)  
30—O.J. Small (11/2/02-12/31/04)

### Consecutive Games With a TD Catch

11—Reidel Anthony, 1996  
10—Reche Caldwell, 2000-01  
8—Jabar Gaffney, 2000  
7—Chris Doering, 1995

### Most Receiving Yds by a RB

#### Career

1,230—Errict Rhett, 1990-93  
1,091—Robert Gillespie, 1998-2001

#### Game

107—Neal Anderson vs SW Louisiana, 1985  
106—Tommy Durrance vs Miami, 1969

### Most Catches by A RB

#### Career

153—Errict Rhett, 1990-93  
96—Robert Gillespie, 1998-2001  
92—John L. Williams, 1982-85

#### Season

55—Errict Rhett, 1992  
44—John L. Williams, 1985

#### Game

12—John L. Williams vs UGA, 1985

### Most Catches by A TE

#### Career

111—Aaron Hernandez, 2007-09  
82—Kirk Kirkpatrick, 1987-90

#### Season

68—Aaron Hernandez, 2009  
55—Kirk Kirkpatrick, 1990

#### Game

9—Bill Dowdy vs Aub, 1969  
9—Chris Faulkner vs Ga Tech, 1982  
9—Aaron Hernandez vs Cin, 2009

## 100-YARD RECEIVING GAMES

246—Taylor Jacobs vs UAB, 2002 (8)  
 237—Carlos Alvarez vs Miami, 1969 (15)  
 222—Travis McGriff vs So Carolina, 1998 (13)  
 216—Demarcus Robinson vs Kty, 2014 (15)  
 213—Travis McGriff vs Ala, 1998 (9)  
 199—Chris Doering vs Miss St, 1993 (12)  
 193—Reidel Anthony vs Florida St, 1996 (11)  
 192—Ike Hilliard vs Florida St, 1995 (6)  
 189—Reidel Anthony vs Ark, 1996 (9)  
 186—Percy Harvin vs Ole Miss, 2008 (13)  
 187—Wes Chandler vs No Carolina, 1976 (8)  
 185—Jacquez Green vs Tenn, 1997 (8)  
 183—Taylor Jacobs vs Kty, 2002 (12)  
 183—Tyrone Young vs UGA, 1980 (10)  
 182—Carlos Alvarez vs Houston, 1969 (6)  
 181—Riley Cooper vs Cin (Bowl), 2009 (4)  
 180—Carlos Alvarez vs Miss St, 1969 (12)  
 176—Travis McGriff vs Tenn, 1998 (9)  
 171—Reidel Anthony vs Ala, 1996 (11)  
 171—Richard Trapp vs UGA, 1967 (9)  
 169—Chris Doering vs Vandy, 1995 (11)  
 168—Jabar Gaffney vs So Carolina, 2000 (7)  
 167—Jack Jackson vs So Carolina, 1993 (6)  
 166—Cris Collinsworth vs Miss St, 1978 (5)  
 166—Broughton Williams vs No Carolina, 1946  
 164—Andre Caldwell vs FAU, 2007 (13)  
 164—Jabar Gaffney vs LSU, 2001 (5)  
 164—Lee McGriff vs Miss St, 1973 (7)  
 163—Wes Chandler vs Aub, 1976 (5)  
 161—Darrell Jackson vs Tenn, 1999 (10)  
 161—Ricky Nattiel vs Florida St, 1985 (5)  
 161—Wes Chandler vs SMU, 1975 (6)  
 159—Jabar Gaffney vs Miss St, 2001 (9)  
 157—Travis McGriff vs Vandy, 1998 (8)  
 157—Willie Jackson vs Aub, 1991 (12)  
 156—Ike Hilliard vs Aub, 1996 (6)  
 155—Jacquez Green vs Vandy, 1995 (5)  
 155—Tony Stephens vs SMU, 1978 (5)  
 153—Jack Jackson vs SW Louisiana, 1993 (8)  
 151—Andre Debose vs Furman, 2011 (3)  
 150—Richard Trapp vs Miami, 1966 (11)  
 149—Reidel Anthony vs So Miss, 1994 (3)  
 148—Andre Caldwell vs So Carolina, 2007 (11)  
 148—Dallas Baker vs Kty, 2006 (7)  
 148—Richard Trapp vs Aub, 1967 (12)  
 147—Dallas Baker vs Iowa, 2005 (10)  
 146—Wes Chandler vs LSU, 1977 (3)  
 146—Carlos Alvarez vs Tulane, 1969 (11)  
 145—Nafis Karim vs Kty, 1998 (6)  
 145—Jacquez Green vs Florida St, 1997 (7)  
 145—Ike Hilliard vs LSU, 1996 (8)  
 143—Jabar Gaffney vs UGA, 2001 (9)  
 143—Wes Chandler vs Miami, 1976 (9)  
 141—Taylor Jacobs vs Tenn, 2002 (9)  
 141—Darrell Jackson vs UGA, 1999 (6)  
 140—Willie Jackson vs Florida St, 1993 (7)  
 139—Jacquez Green vs Kty, 1997 (10)  
 138—Jemalle Cornelius vs Kty, 2005 (8)  
 138—Chad Jackson vs Wyoming, 2005 (10)  
 138—Jabar Gaffney vs UGA, 2000 (8)  
 137—Demarcus Robinson vs E Kty, 2014 (4)  
 137—Jacquez Green vs No Illinois, 1995 (3)  
 137—Charles Casey vs N.C. State, 1965 (10)  
 136—Ernie Mills vs Kty, 1990 (8)  
 135—Dallas Baker vs Vandy, 2006 (7)

135—Jabar Gaffney vs Miss St, 2000 (8)  
 135—Carlos Alvarez vs UGA, 1970 (5)  
**134—Antonio Callaway vs Tenn, 2016 (4)**  
 134—Carlos Alvarez vs Maryland, 1971 (10)  
 134—Carlos Alvarez vs Florida St, 1969 (7)  
 132—Kelvin Kight vs Florida St, 2002 (6)  
 132—Nafis Karim vs Vandy, 1998 (5)  
 131—Willie Jackson vs West Virginia, 1993 (9)  
**129—Antonio Callaway vs Kty, 2016 (5)**  
 129—Charles Casey vs Florida St, 1964 (9)  
 128—Reche Caldwell vs Aub, 2000 (9)  
 128—Jabar Gaffney vs LSU, 2000 (8)  
 128—Charles Casey vs Aub, 1965 (9)  
 128—Charles Casey vs Ole Miss, 1964 (7)  
 127—Willie Jackson vs N Illinois, 1991 (6)  
 127—Darrell Jackson vs Aub, 1999 (8)  
 127—Darrell Jackson vs Ala, 1999 (6)  
 126—Reidel Anthony vs Kty, 1996 (5)  
 126—Ernie Mills vs Florida St, 1990 (7)  
 125—Travis McGriff vs LSU, 1998 (5)  
 125—Ike Hilliard vs Ark, 1995 (7)  
 125—Chris Doering vs Houston, 1995 (6)  
**124—Tyrone Cleveland vs LSU, 2016 (3)**  
 124—Solomon Patton vs Ark, 2013 (6)  
 124—Andre Caldwell at Florida St, 2006 (8)  
 124—Travis McGriff vs Kty, 1998 (4)  
 124—Chris Doering vs Florida St, 1995 (7)  
 123—Demarcus Robinson vs E Michigan, 2014 (6)  
 123—Dallas Baker vs So Miss, 2006 (9)  
 123—Dallas Baker vs Miss St 2005 (7)  
 123—Tre Everett vs Okla St, 1990 (5)  
 123—Dwayne Dixon vs Aub, 1983 (9)  
 122—Riley Cooper vs W Kty, 2007 (4)  
 122—Kirk Kirkpatrick vs Akron, 1990 (5)  
 122—Carlos Alvarez vs No Carolina, 1969 (4)  
 121—Percy Harvin vs Ole Miss, 2007 (11)  
 121—Ben Troupe vs Florida St, 2003 (4)  
 121—Tyrone Young vs West Texas St, 1982 (6)  
 120—Aaron Hernandez vs Vandy, 2009 (7)  
 120—Percy Harvin vs Tenn, 2007 (4)  
 120—Reche Caldwell vs LSU, 2001 (6)  
 120—Jacquez Green vs Vandy, 1997 (5)  
 120—Jack Jackson vs Ole Miss, 1994 (6)  
 120—Dwayne Dixon vs Miss St, 1983 (9)  
 119—Percy Harvin vs Aub, 2007 (7)  
 119—Dallas Baker vs Ala 2005 (6)  
 119—Harrison Houston vs Kty, 1992 (7)  
 118—Solomon Patton vs Miami, 2013 (6)  
 118—Ernie Mills vs Miss St, 1990 (4)  
 118—Lee McGriff vs Ole Miss, 1973 (6)  
 118—Richard Trapp vs Vandy, 1967 (8)  
 117—Reche Caldwell vs Vandy, 2001 (4)  
 117—Ike Hilliard vs SW Louisiana, 1996 (7)  
 117—Lee McGriff vs UGA, 1974 (6)  
 117—Carlos Alvarez vs Kty, 1971 (5)  
 116—Travis McGriff vs NE Louisiana, 1998 (6)  
 115—Kelvin Kight vs UGA, 2002 (9)  
 115—Reche Caldwell vs Tenn, 2001 (8)  
 115—Aubrey Hill vs Florida St, 1994 (5)  
 115—Carlos Alvarez vs Richmond, 1970 (8)  
 114—Willie Jackson vs Ala, 1993 (9)  
 114—Cris Collinsworth vs Miami, 1980 (8)  
 114—Richard Trapp vs Tulane, 1966 (6)  
**112—Antonio Callaway vs Tennessee, 2015 (5)**  
 112—Ike Hilliard vs Tenn, 1995 (9)

112—Harrison Houston vs SW Louisiana, 1993 (4)  
 112—Tre Everett vs Miss St, 1991 (4)  
 112—Kirk Kirkpatrick vs UGA, 1990 (8)  
 112—Cris Collinsworth vs Aub, 1980 (6)  
 112—Cris Collinsworth vs Army, 1978 (6)  
 112—Joe Parker vs Kty, 1972 (7)  
 111—Carlos Alvarez vs Vandy, 1969 (11)  
 111—Aaron Hernandez vs Cin (Bowl), 2009 (9)  
 111—Darrell Jackson vs LSU, 1999 (4)  
 111—Harrison Houston vs Florida St, 1993 (6)  
 111—Jack Harper vs Florida St, 1965 (4)  
**110—Antonio Callaway vs UGA, 2015 (3)**  
 110—Percy Harvin vs Vandy, 2007 (9)  
 110—Taylor Jacobs vs Aub, 2002 (11)  
 110—Jabar Gaffney vs So Carolina, 2001 (6)  
 110—Jabar Gaffney vs Aub, 2001 (4)  
 110—Nafis Karim vs Citadel, 1998 (6)  
 110—Frankie Neal vs Kty, 1985 (6)  
 110—Richard Trapp vs LSU, 1966 (8)  
 109—Willie Jackson vs UGA, 1992 (7)  
 109—Stacey Simmons vs Indiana St, 1988 (3)  
 109—Frankie Neal vs Florida St, 1985 (2)  
 109—Tyrone Young vs Florida St, 1980 (5)  
 108—Riley Cooper vs So Carolina, 2009 (3)  
 108—Percy Harvin vs LSU, 2008 (6)  
 108—Ike Hilliard vs Ark, 1996 (5)  
 108—Jack Jackson vs Aub, 1993 (3)  
 108—Willie Jackson vs Ark St, 1993 (7)  
 108—Tre Everett vs Kty, 1991 (3)  
 108—Ricky Nattiel vs LSU, 1986 (5)  
 108—Tyrone Young vs Kty, 1980 (6)  
 108—Wes Chandler vs Houston, 1976 (2)  
 107—Quinton Dunbar vs E Kty, 2014 (3)  
 107—Neal Anderson vs SW Louisiana, 1985 (3)  
 107—Charles Casey vs Florida St, 1965 (7)  
 106—Demarcus Robinson vs Vandy, 2015 (6)  
 106—Ben Troupe vs Tenn, 2003 (5)  
 106—Travis Taylor vs So Carolina, 1998 (5)  
 106—Jacquez Green vs Ala 1996(3)  
 106—Ricky Nattiel vs Cin, 1984 (4)  
 106—Tony Lomack vs La Tech, 1979 (2)  
 106—Tommy Durrance vs Miami, 1971 (9)  
 105—Riley Cooper vs Charleston So, 2009 (2)  
 105—Cornelius Ingram vs Troy, 2007 (7)  
 105—Chad Jackson vs Kty, 2005 (9)  
 105—Chad Jackson vs La Tech, 2005 (5)  
 105—Taylor Jacobs vs Vandy, 2001 (6)  
 105—Reche Caldwell vs Kty, 2001 (5)  
 105—Travis Taylor vs W Mich, 1999 (7)  
 105—Reidel Anthony vs Ala, 1994 (8)  
 105—Jack Jackson vs Aub, 1994 (5)  
 105—Terry Ash vs Aub, 1970 (5)  
 105—Willie Jackson, Sr., vs Miss St, 1970 (4)  
 105—Carlos Alvarez vs Kty, 1969 (10)  
 104—Demarcus Robinson vs LSU, 2014 (5)  
 104—Chris Rainey vs Tenn, 2011 (2)  
 104—Darrell Jackson vs Florida St, 1999 (7)  
 104—Cris Collinsworth vs Miami, 1979 (4)  
 103—Andre Caldwell vs Vandy, 2007 (9)  
 103—Andre Caldwell vs W Kty, 2007 (3)  
 103—Chad Jackson vs Middle Tenn St, 2004 (8)  
 103—Darrell Jackson vs Kty, 1999 (6)  
 103—Ike Hilliard vs LSU, 1995 (6)  
 103—John L. Williams vs UGA, 1985 (12)

103—Perry McGriff vs Miami, 1959 (5)  
 102—Carlos Perez vs Kty, 2003 (5)  
 102—Jabar Gaffney vs La Monroe, 2001 (8)  
 102—Jabar Gaffney vs Marshall, 2001 (5)  
 102—Reche Caldwell vs Vandy, 2000 (5)  
 102—Willie Jackson vs So Miss, 1992 (4)  
 102—Charles Casey vs So Carolina, 1964 (7)  
 101—Jabar Gaffney vs Tenn, 2001 (7)  
 101—Reche Caldwell vs Miss St, 2001 (5)  
 101—Jabar Gaffney vs Vandy, 2000 (7)  
 101—Jabar Gaffney vs Aub, 2000 (4)  
 101—Tyrone Young vs Furman, 1981 (7)  
 101—James Yancey vs Tenn, 1970 (5)  
 101—Richard Trapp vs Florida St, 1966 (8)  
**100—Antonio Callaway vs LSU, 2015 (3)**  
 100—Deonte Thompson vs App St, 2010 (6)  
 100—Jabar Gaffney vs Tenn, 2001 (7)  
 100—Travis McGriff vs Florida St, 1998 (4)  
 100—Reidel Anthony vs LSU, 1996 (7)  
 100—Harrison Houston vs LSU, 1993 (5)  
 100—Willie Jackson vs Ala, 1992 (9)  
 100—Lee McGriff vs LSU, 1974 (3)  
 100—Lee McGriff vs So Miss, 1973 (6)  
 100—Richard Trapp vs Aub, 1966 (9)

## Most Career 100-Yard Games

Jabar Gaffney	15	Neal Anderson	1
Carlos Alvarez	12	Terry Ash	1
Willie Jackson Jr.	9	<b>Tyrone Cleveland</b>	<b>1</b>
Ike Hilliard	8	Jemalle Cornelius	1
Travis McGriff	8	Andre Debose	1
Richard Trapp	8	Quinton Dunbar	1
Reidel Anthony	7	Tommy Durrance	1
Reche Caldwell	7	Jack Harper	1
Jacquez Green	7	Aubrey Hill	1
Darrell Jackson	7	Cornelius Ingram	1
Dallas Baker	6	Willie Jackson Sr.	1
Charles Casey	6	Tony Lomack	1
Wes Chandler	6	Perry McGriff	1
Percy Harvin	6	Joe Parker	1
Andre Caldwell	5	Carlos Perez	1
<b>Antonio Callaway</b>	<b>5</b>	Chris Rainey	1
Cris Collinsworth	5	Stacey Simmons	1
Jack Jackson	5	Tony Stephens	1
Taylor Jacobs	5	Deonte Thompson	1
Lee McGriff	5	Broughton Williams	1
Demarcus Robinson	5	John L. Williams	1
Tyrone Young	5	James Yancey	1
Riley Cooper	4		
Chris Doering	4		
Harrison Houston	4		
Chad Jackson	4		
Tre Everett	3		
Nafis Karim	3		
Ernie Mills	3		
Ricky Nattiel	3		
Dwayne Dixon	2		
Aaron Hernandez	2		
Kelvin Kight	2		
Kirk Kirkpatrick	2		
Frankie Neal	2		
Solomon Patton	2		
Travis Taylor	2		
Ben Troupe	2		

## Same Game 100-Yard Receiving Performances

Year	Opponent	Player 1	Player 2
2014	Eastern Kentucky	Demarcus Robinson (137)	Quinton Dunbar (107)
2007	Vanderbilt	Percy Harvin (110)	Andre Caldwell (103)
2007	Western Kentucky	Riley Cooper (122)	Andre Caldwell (103)
2005	Kentucky	Chad Jackson (105)	Jemelle Cornelius (138)
2001	Tennessee	Reche Caldwell (115)	Jabar Gaffney (101)
2001	Vanderbilt	Reche Caldwell (117)	Taylor Jacobs (105)
2001	Auburn	Reche Caldwell (128)	Jabar Gaffney (110)
2001	LSU	Jabar Gaffney (164)	Reche Caldwell (120)
2001	Miss St	Jabar Gaffney (159)	Reche Caldwell (101)
2000	Vanderbilt	Reche Caldwell (102)	Jabar Gaffney (101)
1998	South Carolina	Travis McGriff (222)	Travis Taylor (106)
1998	Vanderbilt	Travis McGriff (157)	Nafis Karim (132)
1998	Kentucky	Nafis Karim (145)	Travis McGriff (124)
1996	Alabama (SEC CG)	Reidel Anthony (171)	Jacquez Green (106)
1996	LSU	Ike Hilliard (145)	Reidel Anthony (100)
1996	Arkansas	Reidel Anthony (189)	Ike Hilliard (108)
1995	Florida State	Ike Hilliard (192)	Chris Doering (124)
1995	Vanderbilt	Chris Doering (169)	Jacquez Green (155)
1993	Florida State	Willie Jackson (140)	Harrison Houston (111)
1993	SW Louisiana	Jack Jackson (153)	Harrison Houston (112)
1985	Florida State	Ricky Nattiel (161)	Frankie Neal (109)
1965	Florida State	Jack Harper (111)	Charles Casey (107)

## TD/Reception Ratio (Min. 15 career TD receptions)

	Rec.	TDs	Ratio
Wes Chandler (1974-77)	92	22	4.18
Ike Hilliard (1994-96)	126	29	4.34
Riley Cooper (2006-09)	81	18	4.50
Aubrey Hill (1991-94)	86	18	4.78
Chris Doering (1992-95)	149	31	4.81
Reidel Anthony (1994-96)	126	26	4.85
Jacquez Green (1995-97)	113	23	4.91
Jack Jackson (1992-94)	143	29	4.93
Jabar Gaffney (2000-01)	138	27	5.11
Harrison Houston (1990-93)	101	19	5.32

## TOTAL OFFENSE RECORDS

## Plays

## Career (Passes-Rushes-Games)

1,687—Tim Tebow, 2006-09 (995-692-55)  
 1,636—Chris Leak, 2003-06 (1,324-320-51)  
 1,397—Shane Matthews, 1989-92 (1,202-195-34)  
 1,355—Danny Wuerffel, 1993-96 (1,170-185-46)  
 1,239—Wayne Peace, 1980-83 (991-248-43)  
 1,238—John Reaves, 1969-71 (1,128-110-32)  
 1,229—Rex Grossman, 2000-02 (1,110-119-35)  
 1,119—Kerwin Bell, 1984-87 (949-170-42)  
 1,007—Doug Johnson, 1996-99 (907-100-37)  
 995—Steve Spurrier, 1964-66 (692-303-30)

## Season (Passes-Rushes-Games)

561—Rex Grossman, 2002 (503-58-13)  
 560—Tim Tebow, 2007 (350-210-13)  
 536—Shane Matthews, 1992 (463-73-12)  
 531—Tim Tebow, 2009 (314-217-14)  
 479—Chris Leak, 2005 (374-105-12)  
 474—Tim Tebow, 2008 (298-176-14)  
 460—Chris Leak, 2004 (399-61-12)  
 450—Shane Matthews, 1990 (378-72-11)  
 429—Rex Grossman, 2001 (395-34-11)  
 428—John Reaves, 1969 (396-32-10)

## Game (Passes-Rushes)

68—John Reaves vs Aub, 1969 (66-2)  
 66—Shane Matthews vs Florida St, 1990 (48-18)  
 63—Doug Johnson vs LSU, 1997 (57-6)  
 62—Larry Ochab vs Florida St, 1979 (54-8)  
 58—Tim Tebow vs So Carolina, 2007 (32-26)  
 58—Tim Tebow vs Ole Miss, 2007 (34-24)  
 58—Rex Grossman vs Tenn, 2001 (51-7)  
 58—Shane Matthews vs UGA, 1992 (45-13)  
 57—Steve Spurrier vs Aub, 1965 (45-12)  
 57—John Reaves vs Tenn, 1970 (52-5)

## Yds

## Career (Passing-Rushing)

12,232—Tim Tebow, 2006-09 (9,285-2,947)  
 11,350—Chris Leak, 2003-06 (11,213-137)  
 10,500—Danny Wuerffel, 1993-96 (10,875-(-)375)  
 9,241—Shane Matthews, 1989-92 (9,287-(-)46)  
 9,031—Rex Grossman, 2000-02 (9,164-(-)133)  
 7,283—John Reaves, 1969-71 (7,549-(-)266)  
 7,032—Kerwin Bell, 1984-87 (7,585-(-)553)  
 6,946—Wayne Peace, 1980-83 (7,206-(-)260)  
 6,765—Doug Johnson, 1996-99 (7,114-(-)349)  
 5,290—Steve Spurrier, 1964-66 (4,848-442)

## Season (Passing-Rushing)

4,181—Tim Tebow, 2007 (3,286-895)  
 3,904—Rex Grossman, 2001 (3,896-8)  
 3,805—Tim Tebow, 2009 (2,895-910)  
 3,525—Danny Wuerffel, 1996 (3,625-(-)100)  
 3,419—Tim Tebow, 2008 (2,746-673)  
 3,337—Rex Grossman, 2002 (3,402-(-)65)  
 3,276—Chris Leak, 2004 (3,197-79)  
 3,176—Shane Matthews, 1992 (3,205-(-)29)  
 3,140—Shane Matthews, 1991 (3,130-10)  
 3,125—Danny Wuerffel, 1995 (3,266-(-)141)  
*By a Senior:* 3,805—Tim Tebow, 2009 (2,895-910)  
*By a Junior:* 3,419—Tim Tebow, 2008 (2,746-673)  
*By a Sophomore:* 4,181—Tim Tebow, 2007 (3,286-895)  
*By a Freshman:* 2,382—Chris Leak, 2003 (2,435-(-)53)  
*By a Running Back:* 1,599—Emmitt Smith, 1989 (0-1,599)

## Game (Passing-Rushing)

533—Tim Tebow vs Cin, 2009 (482-51)  
 466—Danny Wuerffel vs Ark, 1996 (462-4)  
 463—Rex Grossman vs LSU, 2001 (464-(-)1)  
 460—Eric Kresser vs N Illinois, 1995 (458-2)  
 442—Doug Johnson vs Vandy, 1998 (460-(-)18)  
 428—Danny Wuerffel vs Miss St, 1993 (449-(-)21)

427—Tim Tebow vs Ole Miss (261-166)  
 424—Tim Tebow vs So Carolina (304-120)  
 418—Terry Dean vs SW Louisiana, 1993 (448-(-)30)  
 416—Rex Grossman vs UGA, 2001 (407-9)  
 416—Senior: 533—Tim Tebow vs Cin, 2009 (482-51)  
*By a Junior:* 460—Eric Kresser vs N Illinois, 1995 (458-2)  
*By a Sophomore:* 463—Rex Grossman, vs LSU, 2001 (464-(-)1)  
*By a Freshman:* 428—Danny Wuerffel, vs Miss St, 1993 (449-(-)21)  
*By a Running Back:* 316—Emmitt Smith, vs New Mexico St, 1989 (0-316)

## Game (Passing-Rushing-Receiving)

7—Tim Tebow vs So Carolina, 2007 (2-5-0)  
 7—Doug Johnson vs Central Mich, 1997 (7-0-0)  
 7—Danny Wuerffel vs Tenn, 1995 (6-1-0)  
 7—Terry Dean vs New Mexico St, 1994 (7-0-0)  
 6—Chris Leak vs So Carolina, 2004 (6-0-0)  
 6—Danny Wuerffel vs Ala, 1996 (6-0-0)  
 6—Eric Kresser vs No Illinois, 1995 (6-0-0)  
 6—Terry Dean vs SW Louisiana, 1993 (6-0-0)  
 6—Trey Burton vs Kty, 2010 (1-5-0)  
 5—16x, last: Tim Tebow vs Florida St, 2009 (3-2-0)

## TDs Responsible For

## Career (Passing-Rushing-Receiving)

145—Tim Tebow, 2006-09 (88-57-0)  
 122—Danny Wuerffel, 1993-96 (114-8-0)  
 101—Chris Leak, 2003-06 (88-13-0)  
 83—Rex Grossman, 2000-02 (77-6-0)  
 82—Shane Matthews, 1989-92 (74-7-1)  
 65—Doug Johnson, 1996-99 (62-2-1)  
 60—Kerwin Bell, 1984-87 (56-4-0)  
 59—John Reaves, 1969-71 (54-5-0)

## Season (Passing-Rushing-Receiving)

55—Tim Tebow, 2007 (32-23-0)  
 42—Tim Tebow, 2008 (30-12-0)  
 41—Danny Wuerffel, 1996 (39-2-0)  
 39—Rex Grossman, 2001 (34-5-0)  
 37—Danny Wuerffel, 1995 (35-2-0)  
 35—Tim Tebow, 2009 (21-14-0)  
 31—Chris Leak, 2004 (29-2-0)  
 30—Shane Matthews, 1991 (28-1-1)  
 27—Shane Matthews, 1990 (23-4-0)  
 26—Chris Leak, 2005 (20-6-0)  
 26—Chris Leak, 2006 (23-2-0)

## Yds Gained Per Game

## Career

264.0—Shane Matthews, 1989-92  
 258.0—Rex Grossman, 2000-02  
 228.3—Danny Wuerffel, 1993-96  
 227.6—John Reaves, 1969-71  
 222.5—Chris Leak, 2003-06  
 222.4—Tim Tebow, 2006-09  
 183.6—Doug Johnson, 1996-99  
 176.3—Steve Spurrier, 1964-66  
 167.4—Danny Wuerffel, 1993-96  
 167.4—Kerwin Bell, 1984-87

## Season

354.9—Rex Grossman, 2001  
 321.6—Tim Tebow, 2007  
 293.8—Danny Wuerffel, 1996  
 285.5—Shane Matthews, 1991  
 285.2—John Reaves, 1969  
 284.1—Danny Wuerffel, 1995  
 273.0—Chris Leak, 2004  
 271.8—Tim Tebow, 2009  
 265.9—Shane Matthews, 1990  
 264.7—Shane Matthews, 1992

**Yds Gained Per Play**

(Min. 20 Per Game)

**Career**

- 7.8—Danny Wuerffel, 1993-96
- 7.4—Rex Grossman, 2000-02
- 7.3—Tim Tebow, 2006-09
- 6.9—Chris Leak, 2003-06
- 6.8—Doug Johnson, 1996-99
- 6.7—Terry Dean, 1991-94
- 6.6—Shane Matthews, 1989-92
- 6.3—Treon Harris, 2014-15
- 6.3—Kerwin Bell, 1984-87
- 5.8—John Reaves, 1969-71

**Season**

- 9.1—Rex Grossman, 2001
- 8.4—Danny Wuerffel, 1995
- 8.3—Danny Wuerffel, 1996
- 7.6—Shane Matthews, 1991
- 7.5—Tim Tebow, 2007
- 7.5—Rex Grossman, 2000
- 7.5—Doug Johnson, 1998
- 7.3—Tim Tebow, 2009
- 7.3—Terry Dean, 1994
- 7.2—Kerwin Bell, 1985

**All-Purpose Yardage Plays Participated In**

(Rushes, Receptions and Returns -- Since 1965)

**Career**

- 1,026—Errict Rhett, 1990-93
- 756—Emmitt Smith, 1987-89
- 688—Neal Anderson, 1982-85
- 662—Earnest Graham, 1998-02
- 604—Fred Taylor, 1994-97
- 573—Larry Smith, 1966-68
- 569—John L. Williams, 1982-85
- 546—James Jones, 1979-82
- 527—Tony Green, 1974-77

**Season**

- 305—Errict Rhett, 1992
- 305—Emmitt Smith, 1989
- 283—Errict Rhett, 1993
- 276—Kelvin Taylor, 2015
- 265—Neal Anderson, 1985
- 264—Errict Rhett, 1991
- 262—Mike Gillislee, 2012
- 262—Earnest Graham, 2002
- 257—Ciatrick Fason, 2004
- 254—Emmitt Smith, 1987

**Consecutive Starts**

**Offensive/Defensive Starters**

- 50—Mike Degory, C, 2001-05
- 50—Larry Kennedy, CB, 1991-94
- 45—Jarvis Williams, CB, 1984-87

**Special Teams**

- 54—Chas Henry, P, 2007-10

**Average Yds Per Play**

**Career**

- (Min. 150 plays)
- 20.8—Andre Debose, 2009-14 (3,123 in 150 plays)
- 19.3—Harrison Houston, 1990-93 (2,997 in 155 plays)
- 17.7—Reidel Anthony, 1994-96 (3,400 in 192 plays)
- 17.6—Jack Jackson, 1992-94 (3,327 in 189 plays)
- 16.6—Jacquez Green, 1995-97 (3,640 in 220 plays)
- 15.7—Ricky Nattiel, 1983-86 (3,017 in 192 plays)
- (Min. 200 plays)
- 16.6—Jacquez Green, 1995-97 (3,640 in 220 plays)
- 14.3—Brandon James, 2006-09 (4,770 in 333 plays)
- 13.1—Cris Collinsworth, 1977-80 (2,940 in 225 plays)
- 11.6—Percy Harvin, 2006-08 (3,781 in 327 plays)
- (Min. 500 plays)
- 7.0—Tony Green, 1974-77 (3,652 in 521 plays)

**Season**

- (Min. 60 plays)
- 21.0—Jack Jackson, 1993
- 18.1—Ike Hilliard, 1995
- 17.8—Jabar Gaffney, 2001
- 17.5—Antonio Callaway, 2015**
- 16.7—Jabar Gaffney, 2000
- 16.7—Reidel Anthony, 1996
- 16.7—Ricky Nattiel, 1985
- 16.7—Cris Collinsworth, 1978
- (Min. 100 plays)
- 12.1—Antonio Callaway, 2016**
- 12.0—Percy Harvin, 2008
- 11.6—Brandon James, 2009
- 11.4—Percy Harvin, 2007

**Total Yds Gained**

**Career (Rushing-Receiving-Return)**

- 5,393—Errict Rhett, 1990-93 (4,163-1,230-0)
- 4,770—Brandon James, 2006-09 (302-379-4,089)
- 4,391—Emmitt Smith, 1987-89 (3,928-463-0)
- 3,948—Chris Rainey, 2007-11 (2,464-795-689)
- 3,792—Fred Taylor, 1994-97 (3,075-717-0)
- 3,785—Neal Anderson, 1982-85 (3,234-525-26)
- 3,781—Percy Harvin, 2006-08 (1,852-1,929-0)
- 3,652—Tony Green, 1974-77 (2,590-287-775)
- 3,640—Jacquez Green, 1995-97 (165-2,181-1,294)
- 3,592—Jeff Demps, 2008-11 (2,470-481-641)

**Season (Rushing-Receiving-Return)**

- 1,806—Emmitt Smith, 1989 (1,599-207-0)
- 1,622—Percy Harvin, 2007 (764-858-0)
- 1,560—Errict Rhett, 1993 (1,289-271-0)
- 1,533—Ciatrick Fason, 2004 (1,267-266-0)
- 1,530—Fred Taylor, 1997 (1,292-238-0)
- 1,525—Emmitt Smith, 1987 (1,341-184-0)
- 1,523—Reidel Anthony, 1996 (27-1,293-203)
- 1,499—Travis McGriff, 1998 ((-)-3-1,357-145)
- 1,470—Errict Rhett, 1991 (1,109-361-0)
- 1,467—Jacquez Green, 1997 (51-1,024-392)
- By a Senior:* 1,560—Errict Rhett, 1993
- By a Junior:* 1,806—Emmitt Smith, 1989
- By a Sophomore:* 1,622—Percy Harvin, 2007
- By a Freshman:* 1,525—Emmitt Smith, 1987

**CAREER YARDAGE LEADERS**

Years	Name, Positions	Pass	Rush	Rec	Total
2006-09	Tim Tebow, QB	9,285	2,947	0	12,232
2003-06	Chris Leak, QB	11,213	137	30	11,350
1993-96	Danny Wuerffel, QB	10,875	-375	0	10,500
1989-92	Shane Matthews, QB	9,287	-46	7	9,248
2000-02	Rex Grossman, QB	9,164	-133	9	9,040
1969-71	John Reaves, QB	7,549	-266	14	7,297
1984-87	Kerwin Bell, QB	7,585	-553	0	7,032
1980-83	Wayne Peace, QB	7,206	-260	9	6,955
1996-99	Doug Johnson, QB	7,114	-349	28	6,793
1990-93	Errict Rhett, RB	0	4,163	1,230	5,393
1964-66	Steve Spurrier, QB	4,848	442	5	5,295
2007-11	John Brantley, QB	4,750	-156	-5	4,589
1987-89	Emmitt Smith, RB	0	3,928	463	4,391
2011-14	Jeff Driskel, QB	3,411	644	0	4,055
1982-85	Neal Anderson, RB	97	3,234	525	3,856
1994-97	Fred Taylor, RB	0	3,075	717	3,792
2006-08	Percy Harvin, WR	0	1,852	1,929	3,781
1997-2000	Jesse Palmer, QB	3,755	-124	0	3,631
1991-94	Terry Dean, QB	3,420	85	50	3,555
1998-2002	Earnest Graham, RB	0	3,065	403	3,468
1982-85	John L. Williams, FB	0	2,409	863	3,272
2014-15	Treon Harris, QB	2,695	570	-5	3,260
2007-11	Chris Rainey, RB	0	2,464	795	3,259
1998-2001	Robert Gillespie, RB	0	1,854	1,091	3,045
1994-97	Elijah Williams, RB	0	2,181	842	3,023
1974-77	Tony Green, RB	113	2,590	287	2,990
2008-11	Jeff Demps, RB	0	2,470	481	2,951
1966-68	Larry Smith, RB	141	2,186	607	2,934
1974-77	Jimmy Fisher, QB	2,215	582	0	2,797
1981-84	Lorenzo Hampton, TB	33	1,993	655	2,681
1979-82	James Jones, TE-FB	48	2,026	593	2,667
1969-71	Carlos Alvarez, WR	20	4	2,563	2,587
2003-06	DeShawn Wynn, RB	0	2,077	376	2,543
1969-71	Tommy Durrance, RB	21	1,640	881	2,542
1973-75	Don Gaffney, QB	1,985	513	0	2,498
1995-98	Terry Jackson, RB	0	1,794	645	2,439
2000-01	Jabar Gaffney, WR	49	0	2,375	2,424
1988-90	Kyle Morris, QB	2,436	-26	0	2,410
1995-97	Jacquez Green, WR	30	165	2,181	2,376

Years	Name, Positions	Pass	Rush	Rec	Total
1994-96	Reidel Anthony, WR	0	56	2,274	2,330
1977-80	Cris Collinsworth, WR	174	210	1,937	2,321
1974-77	Wes Chandler, WR	0	356	1,963	2,319
1992-94	Jack Jackson, WR	0	42	2,266	2,308
2002-04	Ciatrick Fason, RB	0	1,877	408	2,285
1994-96	Ike Hilliard, WR	0	46	2,214	2,260
1988-91	Willie McClendon, RB	0	1,673	584	2,257
2009-12	Mike Gillislee, RB	0	2,072	182	2,254
2003-06	Dallas Baker, WR	0	0	2,236	2,236
1973-75	Jimmy DuBose, RB	0	2,159	32	2,191
1999-2002	Taylor Jacobs, WR	0	83	2,097	2,180
1999-2001	Reche Caldwell, WR	0	91	2,088	2,179
1992-95	Chris Doering, WR	70	0	2,107	2,177
1990-93	Willie Jackson, WR	0	5	2,172	2,177
1946-49	Chuck Hunsinger, RB	0	2,017	121	2,138
1939-41	Tommy Harrison, TB	1,170	963	0	2,133
1995-98	Travis McGriff, WR	59	-3	2,057	2,113
1983-86	Ricky Nattiel, WR	0	11	2,086	2,097
1936-38	Walter Mayberry, TB	713	1,306	0	2,019
1950-51	Haywood Sullivan, QB	2,016	-2	0	2,014
1966-68	Larry Rentz, WR-QB	1,564	235	160	1,959
1962-64	Larry Dupree, RB	0	1,725	191	1,916
1962-64	Tom Shannon, QB	1,766	137	0	1,903
1972-73	David Bowden, QB	2,191	-291	0	1,900
2003-07	Andre Caldwell, WR	35	235	1,588	1,858
1965-67	Richard Trapp, WR	0	75	1,783	1,858
2010-13	Trey Burton, RB-WR	103	720	976	1,799
1974-77	Terry LeCount, WR-QB	849	723	217	1,789
1990-93	Harrison Houston, WR	0	0	1,781	1,781
2003-05	Chad Jackson, WR	0	90	1,586	1,676
1963-65	Charles Casey, WR	0	0	1,612	1,612
1987-90	Ernie Mills, WR	0	17	1,585	1,602
1972-74	Lee McGriff, WR	0	28	1,551	1,579
1993-95	Eric Kresser, QB	1,572	-1	0	1,571
1974-77	Willie Wilder, RB	0	1,451	117	1,568
1980-83	Dwayne Dixon, WR	28	0	1,520	1,548
2012-14	Matt Jones, RB	0	1,431	100	1,531
1960-62	Larry Libertore, QB	725	786	0	1,511
1997-99	Darrell Jackson, WR	0	0	1,501	1,501



## KICKING RECORDS

### Field Goals Attempted

#### Career

88—Caleb Sturgis, 2008-12 (made 70)  
80—Jeff Chandler, 1997-2001 (made 67)  
63—Brian Clark, 1979-81 (made 43)  
62—David Posey, 1973-76 (made 33)

#### Season

30—Caleb Sturgis, 2009 (made 22)  
28—Caleb Sturgis, 2012 (made 24)  
27—Matt Leach, 2003 (made 21)  
26—Caleb Sturgis, 2011 (made 22)  
26—Bobby Raymond, 1984 (made 23)

#### 25—Eddy Pineiro, 2016 (made 21)

24—Jeff Chandler, 1999 (made 21)  
24—Brian Clark, 1981 (made 18)  
24—David Posey, 1974 (made 12)  
24—John David Francis, 1988 (made 17)

### Field Goals Made

#### Career

70—Caleb Sturgis, 2008-12 (88 att)  
67—Jeff Chandler, 1997-2001 (80 att)  
43—Matt Leach, 2001-04 (61 att)  
43—Bobby Raymond, 1983-84 (49 att)  
43—Brian Clark, 1979-81 (63 att)  
33—David Posey, 1973-76 (62 att)  
33—Arden Czyzewski, 1988-91 (44 att)

#### Season

24—Caleb Sturgis, 2012 (28 att)  
23—Bobby Raymond, 1984 (26 att)  
22—Caleb Sturgis, 2011 (26 att)  
22—Caleb Sturgis, 2009 (30 att)

#### 21—Eddy Pineiro, 2016 (25 att)

21—Matt Leach, 2003 (27 att)  
21—Jeff Chandler, 1999 (24 att)  
20—Bobby Raymond, 1983 (23 att)  
19—Jeff Chandler, 2001 (22 att)  
18—Brian Clark, 1981 (24 att)  
17—Jeff Dawson, 1985 (23 att)  
17—John David Francis, 1988 (24 att)

#### Game

6—Bobby Raymond vs Florida State, 1983  
6—Bobby Raymond vs Kty, 1984  
5—Brian Clark vs Ole Miss, 1980  
4—11x, last: Austin Hardin vs Florida State, 2014

### Field Goal Percentage

#### Career

(Min. - 35 att)  
87.8%—Bobby Raymond, 1983-84 (43 of 49)  
82.9%—Berj Yepremian, 1976-78 (29 of 35)  
82.1%—Judd Davis, 1992-94 (32 of 39)  
79.5%—Caleb Sturgis, 2008-12 (70 of 88)  
78.9%—Jeff Dawson, 1985-86 (30 of 38)  
(Min. - 50 att)  
83.8%—Jeff Chandler, 1997-2001 (67 of 80)  
79.5%—Caleb Sturgis, 2008-12 (70 of 88)  
70.5%—Matt Leach, 2001-04 (43 of 61)  
68.3%—Brian Clark, 1979-81 (43 of 63)

#### Season

(Min. - 20 att)  
88.4%—Bobby Raymond, 1984 (23 of 26)  
87.5%—Jeff Chandler, 1999 (21 of 24)  
86.9%—Bobby Raymond, 1983 (20 of 23)

### Most Consecutive Field Goals

#### Career

17—Bobby Raymond, 1984  
16—Jeff Chandler, 2001  
14—Caleb Sturgis, 2010-12  
13—Jeff Chandler, 2000-01

#### 12—Eddy Pineiro, 2016-Present

11—Jonathan Phillips, 2008  
11—Berj Yepremian, 1978

### PATs Attempted

#### Career

180—Jeff Chandler, 1997-2001 (made 167)  
164—Bart Edmiston, 1992-96 (made 160)  
136—Caleb Sturgis, 2008-12 (made 130)  
131—Judd Davis, 1992-94 (made 129)  
125—Matt Leach, 2001-04 (made 120)  
115—David Posey, 1973-76 (made 110)

#### Season

79—Jonathan Phillips, 2008 (made 78)  
73—Joey Iijas, 2007 (made 72)  
71—Bart Edmiston, 1995 (made 71)  
66—Bart Edmiston, 1996 (made 64)  
65—Judd Davis, 1994 (made 65)  
54—Collins Cooper, 1997 (made 48)  
53—Jeff Chandler, 2000 (made 49)  
53—Judd Davis, 1993 (made 51)  
49—Matt Leach, 2004 (made 49)  
48—Jeff Chandler, 2001 (made 46)

#### Game

11—Collins Cooper vs Central Mich, 1997  
10—Jonathan Phillips vs Citadel, 2008  
10—Judd Davis vs New Mexico St, 1994  
10—Judd Davis vs Kty, 1994  
9—Jonathan Phillips vs Charleston So, 2009  
9—Matt Leach vs FAMU, 2003  
9—Bart Edmiston vs So Carolina, 1995  
9—Jim Gainey vs West Texas St, 1982

### PATs Made

#### Career

167—Jeff Chandler, 1997-2001  
160—Bart Edmiston, 1992-96  
130—Caleb Sturgis, 2008-12  
129—Judd Davis, 1992-94  
120—Matt Leach, 2001-04  
110—David Posey, 1973-76  
95—Arden Czyzewski, 1988-91  
83—Jonathan Phillips, 2007-08  
81—Chris Hetland, 2005-06  
77—Wayne Barfield, 1965-67  
72—Joey Iijas, 2004-07

#### Season

78—Jonathan Phillips, 2008 (79 att)  
72—Joey Iijas, 2007 (73 att)  
71—Bart Edmiston, 1995 (71 att)  
65—Judd Davis, 1994 (65 att)  
64—Bart Edmiston, 1996 (66 att)  
51—Judd Davis, 1993 (53 att)  
49—Matt Leach, 2004 (49 att)  
49—Jeff Chandler, 2000 (53 att)  
48—Collins Cooper, 1997 (54 att)  
46—Jeff Chandler, 2001 (48 att)

#### Game

10—Jonathan Phillips vs Citadel, 2008 (10 att)  
10—Judd Davis vs New Mexico St, 1994 (10 att)  
10—Judd Davis vs Kentucky, 1994 (10 att)  
9—Matt Leach vs Florida A&M, 2003 (9 att)  
9—Collins Cooper vs Central Mich, 1997 (11 att)  
9—Bart Edmiston vs So Carolina, 1995 (9 att)  
9—Jim Gainey vs West Texas St, 1982 (9 att)

### PATs Percent Accuracy

#### Career

(Min. 50)  
100%—Brian Clark, 1979-81 (62 of 62)  
98.6%—Joey Iijas, 2004-07 (72 of 73)  
98.2%—Berj Yepremian, 1976-78 (56 of 57)

#### Season

(Min. 25)  
**100%—Eddy Pineiro, 2016 (32 of 32)**  
100%—Caleb Sturgis, 2011 (31 of 31)  
100%—Matt Leach, 2004 (49 of 49)  
100%—Matt Leach, 2003 (41 of 41)  
100%—Bart Edmiston, 1995 (71 of 71)  
100%—Judd Davis, 1994 (65 of 65)  
100%—Arden Czyzewski, 1991 (44 of 44)  
100%—Robert McGinty, 1987 (33 of 33)  
100%—Brian Clark, 1981 (28 of 28)  
100%—Wayne Barfield, 1966 (27 of 27)

### Consecutive PATs Made

#### Career

114—Bart Edmiston, 1992-96  
104—Matt Leach, 2001-04  
81—Judd Davis, 1992-94  
62—Brian Clark, 1979-81  
61—Jonathan Phillips, 2007-08  
55—Berj Yepremian, 1976-78  
52—Wayne Barfield, 1965-67

#### Game

(Min. 8)  
10 of 10—Jonathan Phillips vs Citadel, 2008  
10 of 10—Judd Davis vs New Mexico St, 1994  
10 of 10—Judd Davis vs Kty, 1994  
9 of 9—Jonathan Phillips vs Kty, 2008  
9 of 9—Matt Leach vs FAMU, 2003  
9 of 9—Bart Edmiston vs So Carolina, 1995  
9 of 9—Jim Gainey vs West Texas St, 1982  
8 of 8—10x, last: Frankie Velez vs E Mich, 2014

### Longest Field Goals

60—Chris Perkins vs Tulane, 1984  
56—Caleb Sturgis vs UGA, 2009  
55—Caleb Sturgis vs Furman, 2011  
55—Caleb Sturgis vs Vandy, 2011  
55—Brian Clark vs Kty, 1981  
**54—Eddy Pineiro vs So. Carolina, 2016**  
**54—Eddy Pineiro vs Kentucky, 2016**  
54—Jeff Chandler vs UGA, 2000  
54—Berj Yepremian vs Utah, 1977  
54—David Posey vs Florida State, 1976  
**53—Eddy Pineiro vs Mizou, 2016**  
53—Chris Perkins vs Miami, 1983  
53—John Williams vs Ole Miss, 1973  
52—Matt Leach vs UGA, 2004  
52—Austin Hardin vs Florida State, 2014  
52—Jeff Chandler vs Tenn, 2001  
52—Judd Davis vs So Miss, 1994  
52—Brian Clark vs Kty, 1979  
52—Berj Yepremian vs Ala, 1978  
51—Caleb Sturgis vs Texas A&M, 2012  
51—Caleb Sturgis vs BGSU, 2012  
51—Caleb Sturgis vs FAU, 2011  
51—Caleb Sturgis vs Ark, 2009  
51—Robert McGinty vs Aub, 1986  
51—Chris Perkins vs Tenn, 1984  
51—Berj Yepremian vs Rice, 1977  
51—David Posey vs Florida State, 1975  
50—Caleb Sturgis vs UGA, 2012  
50—Matt Leach vs Miss St, 2004  
50—Matt Leach vs LSU, 2003  
50—Jeff Chandler vs Florida State, 1999  
50—Robert McGinty vs LSU, 1987  
50—Berj Yepremian vs Florida State, 1977  
50—David Posey vs Florida State, 1975

### Game-Winning Field Goals in UF History

(2:30 or less remaining in the game)

Name	Date	Opp.	Distance	Time	Final
Austin Hardin	11/7/16	Vanderbilt	43	2:22	9-7
Chas Henry	10/30/10	Georgia	37	OT	34-31
Caleb Sturgis	10/17/09	Arkansas	27	:09	23-20
Matt Leach	11/1/03	Georgia	33	:33	16-13
Arden Czyzewski	10/7/89	LSU	41	:00	16-13
Brian Clark	11/15/80	Kentucky	34	N/A	17-15
Wayne Barfield	11/11/67	Georgia	31	N/A	17-16
Steve Spurrier	10/29/66	Auburn	40	2:12	30-27
Bob Lyle	9/26/64	Miss. State	41	:00	16-13

**RETURN RECORDS****Most Kickoff Returns (Since 1958)****Career**

112—Brandon James, 2006-09  
79—Andre Debose, 2010-14  
57—Willie Jackson, Sr., 1970-72

**Season**

32—Brandon James, 2008  
30—Brandon James, 2007

**29—Brandon Powell, 2015**

29—Brandon James, 2009

**Game**

6—Chris Rainey vs UGA, 2010  
6—Reidel Anthony vs Tenn, 1995  
6—Bo Carroll vs Ala, 1999

**Kick Return Yds****Career**

2,718—Brandon James, 2006-09  
2,111—Andre Debose, 2010-14  
1,248—Willie Jackson, Sr., 1970-72

**Season**

841—Brandon James, 2007  
756—Brandon James, 2009  
738—Brandon James, 2008  
666—Kerry Watkins, 1986

**Game**

159—Andre Debose vs So Carolina, 2010  
159—Tony Lomack vs Kty, 1989  
158—Solomon Patton vs Missouri, 2013  
154—Andre Debose vs LSU, 2010

**Kick Return Average****Career**

(Min. 30)

27.7—Solomon Patton, 2010-13 (39 for 1,079)  
26.7—Andre Debose, 2010-14 (79 for 2,111)  
26.1—Jack Jackson, 1992-94 (39 for 1,019)  
(Min. 50)  
26.7—Andre Debose, 2010-14 (79 for 2,111)  
24.3—Brandon James, 2006-09 (112 for 2,718)  
22.5—Harrison Houston, 1990-93 (54 for 1,216)

**Season**

(Min. 10)

29.2—Solomon Patton, 2013 (22 for 642)  
28.3—Andre Debose, 2012 (18 for 510)  
28.2—Jack Jackson, 1993 (17 for 480)  
28.0—Andre Debose, 2010 (21 for 587)

**Game**

(Min. 4)

39.8—Andre Debose vs So Carolina (4 for 159)  
39.5—Solomon Patton vs Missouri (4 for 158)  
37.5—Cris Collinsworth vs LSU (4 for 150)

**Kick Return TDs****Career**

4—Andre Debose, 2010-14  
2—Bo Carroll, 1997-2000  
2—Stacey Simmons, 1986-88

**Season**

2—Andre Debose, 2010

**Game**

**1—14x, last by Antonio Callaway vs Mizzou, 2016**

**Longest Kickoff Returns**

100—Solomon Patton vs Missouri, 2013  
100—Andre Debose vs Louisville, 2012  
100—Bo Carroll vs LSU, 1999  
100—Jack Jackson vs Miss St, 1993  
100—Pat Reen vs Miami, 1940  
99—Andre Debose vs Ohio St, 2011  
99—Jeff Demps vs UGA, 2011  
99—Andre Debose vs So Carolina, 2010  
99—Tony Lomack vs Kty, 1989  
98—Billy Chase vs Ole Miss, 1934  
97—Cris Collinsworth vs LSU, 1978  
96—Chuck Hunsinger vs Ala, 1948  
96—Harvin Clark vs Kty, 1969  
94—Bo Carroll vs Ark, 1997  
94—Stacey Simmons vs Kty, 1987  
93—Pat Reen vs Aub, 1940  
90—Reidel Anthony vs Aub, 1995  
90—Jack Nichols vs Aub, 1950  
88—Andre Debose vs LSU, 2010  
88—Bobby Forbes vs Furman, 1947  
85—Brandon James vs Charleston So, 2009  
85—Jim Roundtree vs UGA, 1955  
85—Stacey Simmons vs Ole Miss, 1988

**Most Punt Returns (Since 1958)****Career**

117—Brandon James, 2006-09  
76—Keiwan Ratliff, 2000-03  
75—Ivory Curry, 1980-82  
72—Tyson Sever, 1972-74

**Season**

41—Wallace Brown, 1934  
37—Brandon James, 2008  
35—Tyson Sever, 1972

**Game**

7—Tyson Sever vs No Carolina, 1972

**Punt Return Yds (Since 1955)****Career**

1,371—Brandon James, 2006-09  
860—Keiwan Ratliff, 2000-03  
766—Jacquez Green, 1995-97  
**653—Antonio Callaway, 2015-16**  
631—Ivory Curry, 1980-82  
589—Ricky Nattiel, 1983-86

**Season**

510—Brandon James, 2008 (37 ret)  
**435—Antonio Callaway, 2015 (28 ret)**  
392—Jacquez Green, 1997 (27 ret)  
363—Brandon James, 2006 (33 ret)  
354—Tyson Sever, 1972 (35 ret)  
346—Ricky Nattiel, 1984 (22 ret)

**Game**

155—Brandon James vs W Carolina, 2007 (6 ret)  
145—Jacquez Green vs Kty, 1996 (2 ret)

**Punt Return Average****Career**

(Min. 25)

18.6—Hal Griffin, 1946-49 (26 for 484)

**Season**

(Min. 10)

26.7—Hal Griffin, 1947 (10 for 267) (NCAA record for 10 or more)

**Punt Return TDs****Career**

4—Brandon James, 2006-09  
4—Jacquez Green, 1995-97

**Season****2—Antonio Callaway, 2015**

2—Brandon James, 2008  
2—Lito Sheppard, 2000  
2—Jacquez Green, 1997  
2—Jacquez Green, 1996  
2—Steve Tannen, 1968  
2—Loran Broadus, 1948

**Game**

2—Jacquez Green vs Kty, 1996

**Longest Punt Returns**

97—Hal Griffin vs Miami, 1946  
87—Hal Griffin vs Villanova, 1946  
86—Jacquez Green vs So Carolina, 1997  
**85—Antonio Callaway vs Ala (SECCG), 2015**  
84—Loran Broadus vs Rollins, 1948  
83—Brandon James vs Tenn, 2007  
83—George Grandy vs Tulane, 1966  
82—Harvin Clark vs Miami, 1971  
82—Steve Tannen vs Vandy, 1968  
82—Hal Griffin vs Kansas St, 1947  
80—Jack Harper vs SMU, 1964  
80—Hagood Clark vs Aub, 1961  
80—Loran Broadus vs Tulsa, 1948  
80—Loran Broadus vs No Carolina, 1947  
79—Jacquez Green vs Kty, 1996  
78—Brandon James vs Tenn, 2008  
78—Jack Nichols vs Citadel, 1950  
77—Brandon James vs W Carolina, 2006  
75—Hal Griffin vs N.C. State, 1946  
75—Jimmy Hall vs Citadel, 1951

### Kickoff Return TDs

Player	Date	Opponent	Yds	Loc	Notes
Harvin Clark	11/15/69	Kentucky	96	H	
Cris Collinsworth	10/7/78	LSU	97	H	
Stacey Simmons	11/14/87	Kentucky	94	H	Opening Kick
Stacey Simmons	9/10/88	Ole Miss	85	N	Jackson, Miss.
Tony Lomack	11/18/89	Kentucky	99	H	
Jack Jackson	10/2/93	Miss St	100	H	
Reidel Anthony	10/14/95	Auburn	90	A	
Bo Carroll	10/4/97	Arkansas	94	H	Opening Kick
Bo Carroll	10/9/99	LSU	100	A	
Brandon James	9/6/09	Charleston So	85	H	
Andre Debose	10/9/10	LSU	88	H	
Andre Debose	11/13/10	So Carolina	99*	H	Opening Kick
Jeff Demps	10/29/11	Georgia	99	N	Jacksonville, Fla.
Andre Debose	1/2/12	Ohio St	99**	N	Jacksonville, Fla., (Bowl)
Andre Debose	1/2/13	Louisville	100	N	New Orleans, La. (Bowl)
Solomon Patton	10/19/13	Missouri	100	A	
Antonio Callaway	10/15/16	Missouri	44	H	Onside Kick

**Totals: 17 Home: 10 Away: 3 Neutral: 4 Opening Kick: 3**

\*set UF single-season record for kick return TDs

\*\*set UF career record for kick return TDs

### Blocked Field Goals for TDs

Player	Date	Opponent	Yds	Location
Reggie Lewis	11/26/05	Florida State	52	H

**Totals: 1 Home: 1 Away: 0 Neutral: 0**

### Punt Return TDs

Player	Date	Opponent	Yds	Loc	Notes
George Grandy	11/12/66	Tulane	83	H	
Steve Tannen	9/21/68	Air Force	64	N	Tampa, Fla.
Steve Tannen	10/26/68	Vanderbilt	82	A	
Carlos Alvarez	9/12/70	Duke	72	N	Jacksonville, Fla.
Harvin Clark	11/27/71	Miami	82	A	
Tyson Sever	11/18/72	Kentucky	71	H	
Ivory Curry	9/20/80	Georgia	71	A	
Ricky Nattiel	9/29/84	Miss St	67	H	
Fred Weary	10/1/94	Ole Miss	10	A	Blocked Punt
Mike Harris	11/12/94	So Carolina	40	H	Blocked Punt
Jacquez Green	9/28/96	Kentucky	66	H	
Jacquez Green	9/28/96	Kentucky	79	H	
Jacquez Green	9/6/97	Central Mich	13	H	Blocked Punt
Jacquez Green	11/15/97	So Carolina	86	A	
Mike Peterson	11/7/98	Vanderbilt	27	A	Blocked Punt
Lito Sheppard	9/9/00	Middle Tenn St	54	H	
Lito Sheppard	11/11/00	So Carolina	57	H	
Tremaine McCollum	1/2/05	Iowa	0	N*	Blocked Punt
Terrence Holmes	10/8/05	Miss St	0	H	Blocked Punt
Brandon James	11/18/06	W Carolina	77	H	
Brandon James	9/15/07	Tennessee	83	H	
Marcus Manson	11/17/07	FAU	19	H	Blocked Punt
Brandon James	8/30/08	Hawaii	74	H	
Brandon James	9/20/08	Tennessee	78	A	
Chris Rainey	9/26/09	Kentucky	23	A	Blocked & Rec. punt
Solomon Patton	11/6/10	Vanderbilt	42	A	Blocked by C. Rainey
Lerentee McCray	1/1/11	Penn State	27	N	Blocked by S. Patton (Bowl)
Chris Rainey	9/3/11	FAU	22	H	Blocked by S. Patton
Graham Stewart	1/2/12	Ohio State	14	N	Blocked by C. Rainey (Bowl)
Jelani Jenkins	11/10/12	Louisiana	36	H	Blocked by L. Purifoy
Andre Debose	10/11/14	LSU	62	H	
Antonio Callaway	10/17/15	LSU	72	A	
Antonio Callaway	12/5/15	Alabama	85	N	SEC Championship

**Totals: 34 Home: 17 Away: 11 Neutral: 6 Blocked: 12**

### PUNTING RECORDS

#### Attempted

##### Career

231—Eric Wilbur, 2003-06  
 209—Buster Morrison, 1972-74  
 182—Shayne Edge, 1991-94  
 181—Kyle Christy, 2011-14  
**176—Johnny Townsend, 2013-16**  
 165—Chas Henry, 2007-10  
 161—Ray Criswell, 1982-85  
 154—Fred Montsdeoca, 1948-50  
 135—Bill Conover, 1978-79  
 130—Steve Spurrier, 1964-66

##### Season

**83—Johnny Townsend, 2015**

83—Buster Morrison, 1972

83—Bud Walton, 1938

76—Bill Conover, 1979

70—Buster Morrison, 1973

66—Kyle Christy, 2012

66—Eric Wilbur, 2003

**64—Johnny Townsend, 2016**

64—Kyle Christy, 2014

63—Joe Borajkiewicz, 1981

62—John James, 1970

62—Fred Montsdeoca, 1949

*By a Senior:* 64—Kyle Christy, 2014

*By a Junior:* 76—Bill Conover, 1979

*By a Sophomore:* 83—Buster Morrison, 1972;

Bud Walton, 1938; **Johnny Townsend, 2015**

*By a Freshman:* 66—Eric Wilbur, 2003

##### Game

23—Bud Walton vs Ga Tech, 1938

#### Yardage (Avg.)

##### Career

(Min. 90 punts)

**45.7—Johnny Townsend (176 punts), 2013-16**

44.4—Ray Criswell (161 punts), 1982-85

43.7—Kyle Christy (181 punts), 2011-14

43.0—Chas Henry (165 punts), 2007-10

42.9—Eric Wilbur (231 punts), 2003-06

42.6—Bobby Joe Green (97 punts), 1958-59

42.5—Shayne Edge (145 punts), 1991-94

42.1—Chas Henry (115 punts), 2007-10

41.8—Alan Rhine (94 punts), 1999-2000

41.2—Alan Williams (100 punts), 1976-77

##### Season

(Min. 40 punts)

**47.9—Johnny Townsend (64 punts), 2016**

45.8—Kyle Christy (66 punts), 2012

**45.4—Johnny Townsend (83 punts), 2015**

45.1—Chas Henry (50 punts), 2010

44.9—Bobby Joe Green (54 punts), 1959

44.8—Eric Wilbur (66 punts), 2003

44.7—Ray Criswell (55 punts), 1985

44.2—Kyle Christy (64 punts), 2014

43.4—Chas Henry (44 punts), 2008

43.3—Alan Rhine (47 punts), 2000

43.3—Shayne Edge (46 punts), 1991

*By a Senior:* 45.1—Chas Henry (50 punts), 2010

*By a Junior:* **47.9—Johny Townsend (64 punts), 2016**

*By a Sophomore:* (min. 45) **45.5—Johnny**

**Townsend (83 punts), 2015;** (min. 30)

47.4—Ray Criswell (30 punts), 1983

*By a Freshman:* 44.8—Eric Wilbur (66 punts), 2003

#### Game

(Min. 7 punts)

54.3—Kyle Christy vs So Carolina (7 for 380), 2012

53.0—Fred Montsdeoca vs Ala (7 for 371), 1949

52.7—Kyle Christy vs Ala (7 for 369), 2014

**51.9—Johnny Townsend vs Vandy (7 for 363), 2016**

**51.8—Johnny Townsend vs Ala (8 for 414), 2015 (SEC Championship Game Record)**

50.7—Eric Wilbur vs UGA (7 for 355), 2003

**49.6—Johnny Townsend vs Tenn (7 for 347), 2015**

49.1—Kyle Christy vs LSU (7 for 344), 2012

**48.6—Johnny Townsend vs Tenn (8 for 389), 2016**

**46.4—Johnny Townsend vs Florida State (9 for 418), 2015**

46.1—Kyle Christy at Aub (7 for 323), 2011

45.9—Ingle Martin vs Ole Miss (7 for 321), 2002

#### Yardage

##### Career

9,900—Eric Wilbur (231 punts), 2003-06

8,374—Buster Morrison (209 punts), 1972-74

**8,047—Johnny Townsend (176 punts), 2013-16**

7,914—Kyle Christy (181 punts), 2011-14

7,729—Shayne Edge (182 punts), 1991-94

##### Season

**3,765—Johnny Townsend (83 punts), 2015**

#### Game

432—Eric Wilbur (10 punts) vs LSU, 2005

424—Ray Criswell (9 punts) vs Aub, 1985

422—Roger Sibbald (10 punts) vs Ga Tech, 1980

#### Longest Punts

82—Bobby Joe Green vs UGA, 1958

76—Shayne Edge vs Vandy, 1992

76—Don Chandler vs Ga Tech, 1955

75—Chas Henry vs Ala, 2010

75—Eric Wilbur vs Tenn, 2003

73—Ray Criswell vs LSU, 1982

70—Ingle Martin vs Ole Miss, 2002

70—Ray Criswell vs LSU, 1982

67—Kyle Christy vs Aub, 2011

67—Chas Henry vs Miss St, 2010

67—Chas Henry vs Florida State, 2008

66—Kyle Christy vs Ala, 2014

66—Bobby Joe Green vs UGA, 1959

66—Buster Morrison vs Florida State, 1974

65—Alan Rhine vs Aub (SEC), 2000

65—Bobby Joe Green vs Florida State, 1959

65—Hank Rone vs Kty, 1989

65—Bobby Joe Green vs UVA, 1959

65—Don Ringgold vs LSU, 1961

**SCORING RECORDS**

**Total Points**

**Career**

- 368—Jeff Chandler, 1997-2001 (67 FG, 167 PAT)
- 342—Tim Tebow, 2006-09 (57 TD)
- 340—Caleb Sturgis, 2008-12 (70 FG, 130 PAT)
- 250—Matt Leach, 2001-04 (43 FG, 120 PAT)
- 226—Bart Edmiston, 1992-96 (22 FG, 160 PAT)
- 225—Judd Davis, 1992-94 (32 FG, 129 PAT)
- 222—Emmitt Smith, 1987-89 (37 TD)
- 216—Errict Rhett, 1990-93 (36 TD)
- 209—David Posey, 1973-76 (33 FG, 110 PAT)
- 198—Earnest Graham, 1999-2002 (33 TD)
- 194—Neal Anderson, 1982-85 (32 TD, 1-2 pt)
- 194—Arden Czyzewski, 1988-91 (33 FG, 95 PAT)

**Season**

- 138—Tim Tebow, 2007 (23 TD)
- 110—Caleb Sturgis, 2009 (22 FG, 44 PAT)
- 110—Reidel Anthony, 1996 (18 TD, 1-2 pt)
- 110—Tommy Durrance, 1969 (18 TD, 1-2 pt)
- 108—Edgar Jones, 1925 (16 TD)
- 107—Judd Davis, 1994 (14 FG, 65 PAT)
- 106—Caleb Sturgis, 2012 (24 FG, 34 PAT)
- 104—Matt Leach, 2003 (21 FG, 41 PAT)
- 103—Jeff Chandler, 2001 (19 FG, 46 PAT)
- 103—Bobby Raymond, 1984 (23 FG, 34 PAT)

**Game (By A Kicker)**

- 23—Bobby Raymond vs Florida State, 1983 (6 FG, 5 PAT) *Established a NCAA single-game scoring record for a kicker*

**Game (By A Non-Kicker)**

- 36—Trey Burton vs Kty, 2010 (6 TD)
- 30—Tim Tebow vs So Carolina, 2007 (5 TD)
- 24—DeShawn Wynn vs Kty, 2005 (4 TD)
- 24—Chad Jackson vs Wyoming, 2005 (4 TD)
- 24—DeShawn Wynn vs FAMU, 2003 (4 TD)
- 24—Jesse Palmer vs Kty, 2000 (4 TD)
- 24—Fred Taylor vs Florida State, 1997 (4 TD)
- 24—Ike Hilliard vs Tenn, 1995 (4 TD)
- 24—Jack Jackson vs New Mexico St, 1994 (4 TD)
- 24—Rammy Ramsdell vs Mercer, 1915 (4 TD)
- 24—Tommy Owens vs Mercer, 1928 (4 TD)

**TDs**

**Career**

- 57—Tim Tebow, 2006-09
- 37—Emmitt Smith, 1987-89
- 36—Errict Rhett, 1990-93
- 33—Earnest Graham, 1999-2002
- 32—Neal Anderson, 1982-85
- 31—Fred Taylor, 1994-97
- 31—Chris Doering, 1992-95
- 31—Jack Jackson, 1992-94
- 30—Jacques Green, 1995-97
- 30—Tommy Durrance, 1969-71

**Season**

- 23—Tim Tebow, 2007 (23 rush)
- 18—Reidel Anthony, 1996 (18 rec.)
- 18—Tommy Durrance, 1969 (12 rush, 6 rec.)
- 17—Chris Doering, 1995 (17 rec.)
- 16—Jack Jackson, 1994 (15 rec., 1 run)
- 16—Edgar Jones, 1925 (8 rush, 6 rec, 2 KR)
- 15—Ike Hilliard, 1995 (15 rec.)
- 15—Emmitt Smith, 1989 (14 rush, 1 rec.)
- 14—Tim Tebow, 2009 (14 rush)
- 14—Jabar Gaffney, 2000 (14 rec.)
- 14—Buford Long, 1952 (13 rush, 1 rec.)
- By a Senior: 17—Chris Doering, 1995
- By a Junior: 18—Reidel Anthony, 1996
- By a Sophomore: 23—Tim Tebow, 2007
- By a Freshman: 14—Jabar Gaffney, 2000

**ALL-TIME NON-OFFENSIVE SCORES**

Year	Defense			Returns		Totals		
	Fumbles	INTs	Safety	Kickoff	Punt	Defensive	Returns	Non-Offense
1946	0	0	0	0	2	0	2	2
1947	0	0	0	0	3	0	3	3
1948	0	1	0	0	2	1	2	3
1949	0	0	0	0	0	0	0	0
1950	0	0	0	0	0	0	0	0
1951	0	1	0	0	2	1	2	3
1952	0	0	0	0	0	0	0	0
1953	0	0	0	0	0	0	0	0
1954	0	0	0	0	0	0	0	0
1955	0	0	2	1	1	2	2	4
1956	0	0	0	0	0	0	0	0
1957	0	0	2	0	2	2	2	4
1958	0	0	1	2	1	1	3	4
1959	0	3	1	0	1	4	1	5
1960	1	0	0	0	0	1	0	1
1961	0	0	0	0	1	0	1	1
1962	1	0	0	0	2	1	2	3
1963	1	1	0	0	0	2	0	2
1964	0	1	0	0	1	1	1	2
1965	0	2	0	0	0	2	0	2
1966	0	0	1	0	1	1	1	2
1967	0	0	0	0	0	0	0	0
1968	1	0	0	0	2	1	2	3
1969	0	1	1	1	0	2	1	3
1970	0	2	0	0	1	2	1	3
1971	0	1	0	0	1	1	1	2
1972	0	3	0	0	0	3	0	3
1973	0	0	0	0	0	0	0	0
1974	0	0	1	0	0	1	0	1
1975	1	1	0	0	0	2	0	2
1976	0	1	2	0	0	3	0	3
1977	3	0	0	0	2	3	2	5
1978	0	0	0	0	0	0	0	0
1979	0	0	0	0	0	0	0	0
1980	0	1	0	0	0	1	0	1
1981	0	2	2	0	0	4	0	4
1982	0	0	1	0	0	1	0	1
1983	0	0	0	0	0	0	0	0
1984	0	0	1	0	0	1	0	1
1985	0	0	0	0	0	0	0	0
1986	0	1	1	0	0	2	0	2
1987	0	1	2	0	0	3	0	3
1988	0	2	0	1	0	2	1	3
1989	0	1	0	1	0	1	1	2
1990	1	3	1	0	0	5	0	5
1991	0	2	1	0	0	3	0	3
1992	0	0	0	0	0	0	0	0
1993	1	1	2	1	0	4	1	5
1994	1	3	0	1	0	4	1	5
1995	1	0	0	1	0	1	1	2
1996	4	2	1	0	3	7	3	10
1997	1	1	0	1	2	2	3	5
1998	0	0	1	0	1	1	1	2
1999	1	2	0	1	0	3	1	4
2000	1	1	0	0	2	2	2	4
2001	0	2	0	0	0	2	0	2
2002	0	3	0	0	0	3	0	3
2003	2	4	0	0	0	6	0	6
2004	0	0	0	0	0	0	0	0
2005	1	1	2	0	2	4	2	6
2006	2	1	2	0	1	5	1	6
2007	1	1	0	0	1	2	1	3
2008	0	5	1	0	2	6	2	8
2009	0	3	0	1	1	3	2	5 *
2010	1	4	0	2	2	5	4	9 **
2011	1	2	1	2	2	4	4	8 ***
2012	0	2	0	1	1	2	4	4 ****
2013	0	1	1	1	0	2	1	3
2014	1	2	0	0	1	3	1	4
2015	1	2	1	0	2	3	2	5
2016	1	4	1	1	0	5	1	6
<b>Totals</b>	<b>30</b>	<b>78</b>	<b>33</b>	<b>19</b>	<b>48</b>	<b>139</b>	<b>69</b>	<b>206</b>

\*C. Rainey block punt listed as punt return  
 \*\*S. Patton, L. McCray block punt listed as punt return  
 \*\*\*C. Rainey, G. Stewart each returned blocked punts  
 \*\*\*\*J. Jenkins returned a blocked punt



## DEFENSIVE RECORDS

### Total Tackles

#### Career

475—David Little, ILB, 1977-80  
467—Scot Brantley, ILB, 1976-79  
457—Sammy Green, ILB, 1972-75  
409—Charlie Williams, ILB, 1974-77  
363—Ed Robinson, ILB, 1990-93  
357—Ralph Ortega, ILB, 1972-74  
353—Fernando Jackson, ILB, 1979-82  
348—Robin Fisher, MG, 1978-81  
343—Wilber Marshall, OLB, 1980-83  
335—Alonzo Johnson, OLB, 1981-85

#### Season

202—Sammy Green, ILB, 1976 (126 UT, 76 AT)  
193—Scot Brantley, ILB, 1978 (115 UT, 78 AT)  
185—Glenn Cameron, ILB, 1974 (120 UT, 65 AT)  
168—Bam Hardmon, ILB, 2002 (104 UT, 64 AT)  
161—David Little, ILB, 1980 (101 UT, 60 AT)  
153—Charlie Williams, ILB, 1977 (98 UT, 55 AT)  
145—Scot Brantley, ILB, 1976 (93 UT, 52 AT)  
142—Carlton Miles, ILB, 1992 (81 UT, 61 AT)

### QB Sacks

#### Career

33—Alex Brown, DE, 1998-2001  
27—Alonzo Johnson, OLB, 1981-85  
26.5—Huey Richardson, OLB/DE, 1987-90  
25—Clifford Charlton, OLB, 1984-87  
23—Wilber Marshall, OLB, 1980-83  
21.8—Kevin Carter, DE, 1991-94  
21—David Galloway, DT, 1977-81  
21—Robin Fisher, MG, 1978-81  
20.5—Derrick Harvey, DE, 2005-07  
19.5—Jermaine Cunningham, DE, 2006-09  
19.5—Carlos Dunlap, DE, 2007-09

#### Season

13—Alex Brown, DE, 1999  
12.5—Huey Richardson, OLB, 1989  
12—Alonzo Johnson, OLB, 1985  
11.8—Kevin Carter, DE, 1994  
11—Derrick Harvey, DE, 2006  
11—Clifford Charlton, OLB, 1986  
11—Alonzo Johnson, OLB, 1984  
11—Wilber Marshall, OLB, 1981  
10.5—Alex Brown, DE, 2001  
10—Rhondy Weston, DT, 1988

### Total Tackles for Loss

#### Career

58—Wilber Marshall, LB, 1980-83 (23 QBS, 35 TFL)  
55—Alonzo Johnson, LB, 1981-85 (27 QBS, 28 TFL)  
51.5—Derrick Harvey, DE, 2004-07 (20.5 QBS, 31 TFL)  
50.5—Huey Richardson, LB/DE, 1987-90 (26.5 QBS, 24 TFL)  
49—Clifford Charlton, LB, 1984-87 (25 QBS, 24 TFL)  
47.5—Brad Culpepper, DT, 1988-91 (18 QBS, 29.5 TFL)  
46—Alex Brown, DE, 1998-2001 (33 QBS, 12 TFL)  
44—Jeff Roth, DL, 1985-88 (17 QBS, 27 TFL)  
42.3—Kevin Carter, DE, 1991-94 (21.8 QBS, 20.5 TFL)  
41—Robin Fisher, DL, 1978-81 (21 QBS, 20 TFL)  
36.8—Ellis Johnson, DT, 1991-94 (16.3 QBS, 20.5 TFL)

#### Season

27—Wilber Marshall, OLB, 1981 (11 QBS, 16 TFL)  
25.5—Derrick Harvey, DE, 2007 (8.5 QBS, 17 TFL)  
23—Clifford Charlton, OLB, 1986 (11 QBS, 12 TFL)  
22.5—Huey Richardson, OLB, 1989 (12.5 QBS, 10 TFL)  
21.5—Brad Culpepper, DT, 1991 (7 QBS, 14.5 TFL)  
21.3—Kevin Carter, DE, 1994 (11.8 QBS, 9.5 TFL)  
19—Alonzo Johnson, OLB, 1985 (12 QBS, 7 TFL)  
19—Trace Armstrong, DT, 1988 (7 QBS, 12 TFL)  
18.5—Jermaine Cunningham, DE, 2007  
18—Alex Brown, DE, 1999 (13 QBS, 5 TFL)

### Pass Break Ups

#### Career

42—Anthone Lott, 1993-96  
39—Larry Kennedy, 1991-94  
37—Jalen Tabor, 2014-16  
35—Fred Weary, 1994-98  
34—Joe Haden, 2007-09  
34—Louis Oliver, 1984-88  
30—Bennie Alexander, 1997-2001  
29—Robert Cromartie, 1998-2002  
28—Vernon Hargreaves III, 2013-15  
25—Janoris Jenkins, 2008-10  
25—Guss Scott, 2000-03

#### Season

19—Louis Oliver, 1987  
18—Jalen Tabor, 2015  
15—Bennie Alexander, 1999  
15—Anthone Lott, 1994  
13—Vernon Hargreaves III, 2014  
13—Demetrice Webb, 2005  
13—Anthone Lott, 1995  
12—Marcus Roberson, 2012  
12—Joe Haden, 2008  
12—Larry Kennedy, 1993  
*By a Senior:* 11—Fred Weary, 1997  
*By a Junior:* 19—Louis Oliver, 1987  
*By a Sophomore:* 18—Jalen Tabor, 2016  
*By a Freshman:* 11—Janoris Jenkins, 2008;  
Vernon Hargreaves III, 2013

### Forced Fumbles

#### Career

15—Clifford Charlton, 1984-87  
11—Guss Scott, 2000-03  
9—Alex Brown, 1997-2001  
7—Marcus Maye, 2012-16  
7—Lawrence Wright, 1993-96  
7—Anthone Lott, 1993-96  
7—Ben Hanks, 1992-95  
6—Johnny Rutledge, 1995-98  
6—Jevon Kearse, 1995-98  
6—Ellis Johnson, 1991-94

#### Season

6—Clifford Charlton, 1986  
5—Marcus Maye, 2015  
5—Guss Scott, 2003  
5—Alex Brown, 1999  
5—Lawrence Wright, 1995  
5—Anthone Lott, 1995  
5—Ellis Johnson, 1994  
4—4x, last Major Wright, 2007

*By a Senior:* 5—many times, last Guss Scott, 2003

*By a Junior:* 6—Clifford Charlton, 1986

*By a Sophomore:* 5—Alex Brown, 1999

*By a Freshman:* 4—Major Wright, 2007

### Fumble Recoveries

#### Career

8—Brandon Siler, 2004-06  
8—Todd Johnson, 1999-2002  
5—Louis Oliver, 1984-88  
5—Kerry Watkins, 1986-89  
4—5x, last Brandon Spikes, 2006-09

#### Season

7—Brandon Siler, 2005  
4—Todd Johnson, 2000  
3—10x, last Michael Taylor, 2013  
*By a Senior:* 2—many times, last Jabari Gorman, 2014  
*By a Junior:* 3—many times, last Michael Taylor, 2013  
*By a Sophomore:* 7—Brandon Siler, 2005  
*By a Freshman:* 1—many times, last Caleb Brantley, Jalen Tabor & Gerald Willis, 2014

### Blocks

#### Career

6—Chris Rainey, 2007-11  
4—Tim Paulk, 1987-91  
4—Sam McCorkle, 1992-95  
4—Carlos Dunlap, 2007-09  
3—Loucheiz Purifoy, 2011-13s  
3—Solomon Patton, 2010-13  
3—Sharrif Floyd, 2010-12  
3—Demetrice Webb, 2003-05  
3—Todd Johnson, 1998-2002  
3—Jacques Green, 1995-97

#### Season

3—Carlos Dunlap, 2008  
3—Jacques Green, 1995  
3—Sam McCorkle, 1994  
3—Tim Paulk, 1988  
2—13x, last Chris Rainey, 2011 & Solomon Patton, 2011  
*By a Senior:* 2—2x, Todd Johnson, 2002; Chris Rainey, 2011  
*By a Junior:* 3—Sam McCorkle, 1994  
*By a Sophomore:* 3—Carlos Dunlap, 2008  
*By a Freshman:* 3—Tim Paulk, 1988; Jacques Green, 1995

### Interceptions

#### Career

15—Fred Weary, 1994-97  
14—Teako Brown, 1995-98  
14—Will White, 1989-92  
13—Ahmad Black, 2007-10  
13—Bruce Bennett, 1963-65  
12—Keiwan Ratliff, 2000-03  
11—Louis Oliver, 1985-88  
11—Wayne Fields, 1972-74  
11—Steve Tannen, 1967-69  
11—Walter Mayberry, 1936-38

**10—5x, last Vernon Hargreaves III, 2013-15**

#### Season

9—Keiwan Ratliff, 2003  
8—Ryan Smith, 2006  
7—Ahmad Black, 2008  
7—Will White, 1990  
7—Randy Talbot, 1974  
7—John Clifford, 1970  
6—8x, last Reggie Nelson, 2006

#### Game

3—Keiwan Ratliff vs Ark, 2003  
3—Will White vs Ala, 1990  
3—John Clifford vs N.C. State, 1970  
3—Bruce Bennett vs UGA, 1963  
3—Joe Brodsky vs Miss St, 1956

### Yds Returned

#### Season

244—Joe Brodsky, 1956 (5 INT)

#### Game

162—Joe Brodsky vs Miss St, 1956 (3 INT)

### Returns for TDs

#### Career

4—Brandon Spikes, 2006-09

#### Season

2—Jalen Tabor, 2015  
2—Brandon Spikes, 2009  
2—Ahmad Black, 2008  
2—Brandon Spikes, 2008  
2—Keiwan Ratliff, 2003  
2—Bennie Alexander, 1999  
2—Jack Westbrook, 1959  
2—Joe Brodsky, 1956

#### Game

2—Joe Brodsky vs Miss St, 1956

### Longest Returns

100—Jackie Simpson vs Miss St, 1955  
100—Joe Brodsky vs Miss St, 1956  
89—Will Hill vs UGA, 2010  
89—Tony George vs Tenn, 1997  
88—Joe Haden vs UGA, 2008  
88—Anthone Lott vs LSU, 1994  
87—Duke Warren vs Stetson, 1935  
84—Dick Kirk vs Aub, 1964  
81—Darren Hambrick vs UGA, 1994  
80—Ahmad Black vs Penn St, 2010  
80—Ahmad Black vs Hawaii, 2008  
79—James Revels vs Aub, 1972  
*79—Quincy Wilson vs Mizzou, 2016*  
75—Jelani Jenkins vs Furman, 2011  
75—Walter Mayberry vs Stetson, 1936

### Average Yds Per Return

#### Career (Min. 10)

27.8—Ahmad Black, 2007-10 (13 INT)

#### Season (Min. 5)

48.8—Joe Brodsky, 1956 (5 INT)

#### Game (Min. 3)

54.0—Joe Brodsky vs Miss St, 1956 (3 for 162)

**Interception Return TDs (Since 1980)****Chauncey Gardner, 58 yds vs Iowa, 2016****Duke Dawson, 37 yds vs Arkansas, 2015**

Quincy Wilson, 78 yds vs Mizzou, 2016

Jalen Tabor, 39 yds vs Mizzou, 2016

Jalen Tabor, 39 yds vs Kty, 2015

Jalen Tabor, 40 yds vs ECU, 2015

Brian Poole, 29 yds vs ECU, 2014

Duke Dawson, 36 yds vs E Mich, 2014

Loucheiz Purifoy, 42 yds vs Ark, 2013

Jon Bostic, 7 yds vs Jacksonville St, 2012

Jaylen Watkins, 26 yds vs Kty, 2012

Jelani Jenkins, 75 yds vs Furman, 2011

De'Ante Saunders, 25 yds vs Furman, 2011

Ahmad Black, 80 yds vs Penn St, 2011 (Bowl)

Jeremy Brown, 52 yds vs Kty, 2010

Justin Trattou, 35 yds vs USF, 2010

Janoris Jenkins, 67 yds vs Miami U, 2010

Dustin Doe, 23 yds vs Miss St, 2009

Brandon Spikes, 5 yds vs UGA, 2009

Brandon Spikes, 41 yds vs FIU, 2009

Brandon Spikes, 52 yds vs LSU, 2008

Ahmad Black, 40 yds vs Kty, 2008

Brandon Spikes, 12 yds vs So Carolina, 2008

Major Wright, 32 yds, vs Hawaii, 2008

Ahmad Black, 80 yds vs Hawaii, 2008

Wondy Pierre-Louis, 25 yds vs UGA, 2007

Reggie Nelson, 70 yds vs Ala, 2006

Vernell Brown, 60 yds vs Iowa, 2005 (Bowl)

Keiwan Ratliff, 52 yds vs Vandy, 2003

Keiwan Ratliff, 44 yds vs Ark, 2003

Tre Orr, 73 yds vs San Jose St, 2003

Guss Scott, 38 yds vs San Jose St, 2003

Guss Scott, 47 yds vs UGA, 2002

Byron Hardmon, 26 yds vs Miami, 2002

Keiwan Ratliff, 62 yds vs Kty, 2002

Andra Davis, 25 yds vs Vandy, 2001

Travis Carroll, 24 yds vs So Carolina, 2001

Lito Sheppard, 19 yds vs Tenn, 2000

Bennie Alexander, 42 yds vs Ala, 1999

Bennie Alexander, 43 yds vs Florida State, 1999

Tony George, 89 yds vs Tenn, 1997

Teako Brown, 26 yds vs SW Louisiana, 1996

Fred Weary, 65 yds vs SW Louisiana, 1996

Anthone Lott, 88 yds vs LSU, 1994

Darren Hambrick, 81 yds vs UGA, 1994

James Bates, 9 yds vs UGA, 1994

Carlton Miles, 14 yds vs San Jose St, 1991

Larry Kennedy, 44 yds vs Tenn, 1991

Darren Mickell, 14 yds vs Okla St, 1990

Tim Paulk, 36 yds vs UGA, 1990

Godfrey Myles, 52 yds vs Kty, 1990

Tim Paulk, 50 yds vs Memphis St, 1989

Mark Murray, 55 yds vs, Indiana St, 1988

Richard Fain, 32 yds vs LSU, 1988

Joey Nicoletto, 10 yds vs Cal St, 1987

Adrian White, 30 yds vs Miss St, 1986

Bruce Vaughan, 33 yds vs Furman, 1981

Sonny Gilliam, 30 yds vs Ole Miss, 1981

Tim Golden, 10 yds vs Ga Tech, 1980

**Fumble Return TDs (Since 1980)****Marcell Harris, 12 yds vs Florida State, 2016**

Nick Washington, 0 yds (rec in EZ) vs UGA, 2015

Keanu Neal, 49 yds vs Ala, 2014

Jaye Howard, 2 yds vs Kty, 2011

Terron Sanders, 45 yds vs Vandy, 2010

Dustin Doe, 18 yds vs Tenn, 2007

Wondy Pierre-Louis, 0 yds (rec in EZ) vs Ark, 2006 (SECCG)

Ray McDonald, 9 yds vs UGA, 2006

Kiewan Ratliff, 77 yds vs Florida State, 2003

Todd Johnson, 76 yds vs Middle Tenn St, 2000

Marquis Westbrook, 0 yds (rec. in EZ) vs UCF, 1999

Mike Moten, 23 yds vs So Carolina, 1997

Lawrence Wright, 12 yds vs SW Louisiana, 1996

Fred Weary, 64 yds vs SW Louisiana, 1996

Cameron Davis, 40 yds vs Ga Southern, 1996

Anthone Lott, 27 yds vs Tenn, 1996

Ben Hanks, 95 yds vs Ark, Dec. 2, 1995 (SECCG)

Michael Gilmore, 59 yds vs UGA, 1994

Ed Robinson, 48 yds vs Vandy, 1993

Darren Mickell, 32 yds vs Akron, 1990

**RECORD HOLDERS****Individual (Southeastern Conference)**

Yds Per Play (Season):

Most TDs Responsible For (Game):

Most TDs Responsible For (Season):

Most TDs Responsible For (Career):

Completion Percentage (Game, min. of 30 Comp.):

Passing Efficiency (Career, min. of 300 Comp.):

TD Passes (Game):

TD Passes (Career):

Interceptions Thrown (Game):

Longest TD Pass:

Avg Yds Per Rush (Game, Min. of 30 Rushes):

Most Rushing TDs (Season):

Most Rushing TDs (Career):

Most Rushing Yds By a Quarterback (Career):

Most Rushing TDs By a Quarterback (Season):

TD Receptions (Career):

TD Receptions (Season):

FG% (Career, Min. 25 Made):

PATs Attempted (Season):

PATs Made (Season):

Punting Avg (Game, min. 7 punts):

Total Points Scored by Kicking (Game):

Longest FG:

Kick Returns (Career):

Kick Return Yds (Career):

Kickoff Return TDs (Career):

Punt Return Avg (Season, min. of 10):

Punt Return TDs (Game):

Longest Kickoff Return:

Interceptions Return Yds (Game):

Interceptions Returns for TDs (Game):

Yds Per Interception Return (Game, min. 3):

Yds Per Interception Return (Season, min. 5):

Longest Interception Return:

**Individual (National)**

Highest Avg Gain Per Play (Season) (min. 3,000 Yds):

Earliest Game a Freshman Reached 1,000 Yds (Season):

Most Yds Gained Per Completion (Season, min. 205 comps):

Most TD Passes (Half):

Most Games Scoring a TD:

Consecutive Games Scoring a TD Rushing and Passing (Season):

Consecutive Games Scoring a TD Rushing and Passing (Career):

Player Rushing for at Least 4,000 Yds and Receiving for at Least 1,000 Yds:

Most TD Passes in First Game of Career:

Most Passes Intercepted (Game):

Highest Percentage of FG Made Under 40 Yds (Season, min. of 16 Made):

Highest Percentage of FG Made, Under 40 Yds (Career, min. of 30 Made):

Most Extra Points Kicking (Career per game):

Total Kick Returns (Career):

Total Kick Return Yds (Career):

**Team (Southeastern Conference)**

TD Passes (Game): 9, vs Central Mich, 1997

TD Passes (Season): 48, 1995

Most Consecutive PAT Made (Season): 71 of 71, 1995

Most Plays (Season): 982, 2002

Total Offense (Season): 6,413, 1995

Average Yds Per Game (Season): 534.4, 1995

Yds Per Play (Season): 7.40, 1995

Total First Downs (Season): 327, 1995

Most Punt Return Yds (Game): 272 vs Kentucky, 1996

Most Points (Season): 611, 2008 (14 Games) \*First SEC team to score 600 points in a Season

Most Points Per Game (Season): 46.6, 1996

Most TDs (Season): 82, 2008 (14 Games) \*\*First SEC team to score 80 TDs in a Season

**Team (National)**

Most Consecutive Games Scoring a TD on a Pass: 62 (from Oct. 1, 1992-Oct. 4, 1997)

Highest Avg Gain Per Pass Comp (Season, min. 225 Comp.): 17.12, 1996 (234 for 4,007 Yds)

Most Passes Had Intercepted by a Winning Team: 7, vs Kentucky in 1993, won 24-20

Most Defensive TDs: 4, Several, including Florida vs La Lafayette, 1996 (2 FR, 2 INT)

Consecutive Opponent Series Resulting in a Turnover: 7, vs Florida State, 1972 (4 fumbles lost, 3 interceptions; first seven series of the game)

Rex Grossman, 9.10 ypp (429 for 3,904), 2001  
Several with 7, including Terry Dean vs New Mexico St (1994), Danny Wuerffel vs Tenn (1995), Doug Johnson vs Central Mich (1997), Tim Tebow vs So Carolina (2007)

Tim Tebow, 55 (32 Passing, 23 Rushing), 2007

Tim Tebow, 145 (88 Passing, 57 Rushing), 2006-09

Tim Tebow, 88.6 (31 of 35) vs Cincinnati, 2009

Tim Tebow, 170.8 (448 of 681), 2006-09

Several, including Terry Dean (7 vs New Mexico St in 1994), Doug Johnson (7 vs Central Mich in 1997)

Danny Wuerffel, 114, 1993-96

John Reaves, 9 vs Auburn, 1969

Cris Collinsworth to Derrick Gaffney for 99 Yds vs Rice, 1977

Emmitt Smith, 10.19 ypc (316 yds on 31 carries vs New Mexico in 1989)

Tim Tebow, 23, 2007

Tim Tebow, 57, 2006-09

Tim Tebow, 2,947, 2006-09

Tim Tebow, 23, 2007

Chris Doering, 31, 1992-95

Reidel Anthony, 18 (12 Games), 1996

Bobby Raymond, .877 (43 of 49), 1982-84

Jonathan Phillips, 79, 2008

Jonathan Phillips, 78, 2008

Kyle Christy, 54.3 vs So Carolina, 2012

Bobby Raymond, 23 (6 FG, 5 PAT) vs Florida State, 1983

Chris Perkins, 60 Yds vs Tulane in 1984 (one of 3 Players in SEC history tied with 60-yarder)

Brandon James, 229 (117 PR, 112 KR), 2006-09

Brandon James, 4,089 (112 for 2718 KO / 117 for 1,271 PR), 2006-09

Andre Debose, 4, 2010-12 - tied with three others

Hal Griffin, 26.7 (10 ret.), 1947

Jacquez Green vs Kentucky, 1996 (66 and 79 yds on back-to-back returns in 3rd quarter)

Several for 100 Yds, including Pat Reen vs Miami (1940), Jack Jackson vs Miss St (1993), Bo Carroll

vs LSU (1999), Andre Debose vs Louisville (2012) and Solomon Patton vs Missouri (2013)

162, Joe Brodsky (3 int) vs Miss St, 1956

Joe Brodsky, 2 vs Miss St, 1956

Joe Brodsky, 54.0 vs Miss St, 1956

Joe Brodsky, 48.8 (5 for 244), 1956

Several for 100 Yds, including Jackie Simpson vs Miss St (1955) and Joe Brodsky vs Miss St (1956)

9.1--Rex Grossman, 2001 (429 for 3,904)

7th, Several, including Emmitt Smith, 1987 (1,011 vs Temple, Oct. 17)

17.5, Danny Wuerffel, 1996 (207 for 3,625)

7, several including, Terry Dean vs New Mexico St, 1994 and Doug Johnson vs Central Mich., 1997

38, Tim Tebow, 2006-09

13, Tim Tebow, 2007

14, Tim Tebow, 2007-08

Errict Rhett, 1990-93 (4,163 rushing, 1,230 receiving)

5, John Reaves vs Houston, 1969

9, John Reaves vs Auburn, 1969 (66 att.)

100%, Several, including Bobby Raymond, 1984 (18 of 18)

97%, Bobby Raymond (32 of 33), 1983-84

5.27, Bart Edmiston, 1993-96 (137 in 26 games)

229, Brandon James, 2006-09 (117 PR, 112 KOR)

4,089, Brandon James, 2006-09 (1,371 PR, 2,718 KOR)

## FLORIDA SUPERLATIVES

- # In records dating to 1974
- + In records dating to 1976
- ^ In records dating to 1979
- @ In records dating to 1980
- \* Indicates bowl game

### Offense (Team)

#### Top Rushing Yardage

- 531—Utah (1977)
- 489—Citadel (1953)
- 466—New Mexico (1989)
- 454—Vanderbilt (1975)
- 418—Georgia (2014)
- 415—Houston (1976)
- 405—Kentucky (2011)
- 404—Duke (1975)
- 398—Tulane (1967)
- 394—The Citadel (2008)

#### Top Passing Yardage

- 512—SW Louisiana (1993)
- 507—Miss St (2001)
- 506—Northern Illinois (1995)
- 504—LSU (2001)
- 494—Miss St (2000)
- 482\*—Cincinnati (2010 Sugar Bowl)
- 471—Northern Illinois (1991)
- 463—Southern Ole Miss (1994)
- 462—Arkansas (1996)
- 456\*—Maryland (2002 Orange Bowl)
- 456—Vanderbilt (1998)

#### Top Total Offense Yardage

- 774—West Texas State (1982)
- 708—Central Michigan (1997)
- 705—The Citadel (2008)
- 695—Northern Illinois (1995)
- 663—Troy (2009)
- 659\*—Cincinnati (2010 Sugar Bowl)
- 659\*—Maryland (2002 Orange Bowl)
- 658—Georgia Southern (1996)
- 655—Eastern Michigan (2014)
- 643—UAB (2002)

#### Most Points Scored

- 144—Florida Southern (1913)
- 82—Central Michigan (1997)
- 78—College of Charleston (1912)
- 77—West Texas St. (1982)
- 77—Rollins (1924)
- 73—Kentucky (1994)
- 73—Mercer (1928)
- 71—Vanderbilt (2001)
- 71—Sewanee (1928)
- 70—The Citadel (2008)

#### Most Points Scored (Half) #

- 56—Central Michigan (1997, 1st)
- 56—New Mexico State (1994, 1st)
- 49—The Citadel (2008, 1st)
- 49—Troy (2007, 1st)
- 49—Kentucky (2005, 1st)
- 48—UCF (1999, 1st)
- 45—San Jose State (1991, 1st)
- 42—Kentucky (2008, 1st)

- 42—LSU (1996, 1st)
- 42—South Carolina (1995, 1st)
- 42—Kentucky (1994, 2nd)
- 42—West Texas State (1982, 1st)
- 42—Kentucky (2008, 1st)
- 42—Charleston Southern (2009, 1st)

#### Most First Downs #

- 36—Western Michigan (1999)
- 36—LSU (1996)
- 35—Miss St (2001)
- 35—SW Louisiana (1993)
- 34—Louisiana-Monroe (2001)
- 34—New Mexico State (1994)
- 33—Kentucky (1995)
- 33—Akron (1990)
- 32—Troy (2009)
- 32—Central Michigan (1997)
- 32—Auburn (1996)
- 32—Miss St (1990)
- 32—Kentucky (1990)

#### Most Rushing Attempts ^

- 67—Ole Miss (1980)
- 63—New Mexico (1989)
- 61—USC (1983)
- 60—Georgia (2014)
- 59\*—Penn State (1998 Citrus Bowl)
- 59—Kent State (1986)
- 59—Florida State (1983)
- 58—LSU (2012)
- 57—Ole Miss (1981)
- 56—Tennessee (2013)
- 56—Cincinnati (1984)
- 56—Kentucky (1984)
- 56—Kentucky (1983)
- 56—Miss St (1982)
- 56—Vanderbilt (1982)

#### Fewest Rushing Attempts ^

- 14—Arkansas (2016)**
- 14—Alabama (2009 SEC Championship)
- 15—Florida State (1993)
- 18—Auburn (2001)
- 20—South Carolina (2010)
- 20—Florida State (2000)
- 20—Miami (2000, Sugar Bowl)
- 20—Alabama (1999 SEC Championship)
- 20—Florida State (1998)
- 21—Alabama (2015 SEC Championship)
- 21—Tennessee (2000)
- 21—Alabama (1999)
- 21—Syracuse (1991)

#### Most Rushing Touchdowns

- 8—Montana State (1988)
- 8—The Citadel (1953)
- 7—Florida A&M (2003)
- 6—9x, last Appalachian State (2010)

#### Most Passing Touchdowns @

- 9—Central Michigan (1997)
- 8—New Mexico State (1994)
- 7—Kentucky (1998)
- 7—Northern Illinois (1995)
- 7—Georgia (1995)
- 7—SW Louisiana (1993)
- 6—South Carolina (2004)
- 6—Vanderbilt (2001)
- 6—LSU (2001)
- 6—Miss St (2001)
- 6—Arkansas (1997)
- 6—Alabama (1996 SEC Championship)
- 6—South Carolina (1995)
- 6—Tennessee (1995)
- 6—Kentucky (1994)
- 6—Vanderbilt (1993)
- 6—San Jose State (1991)

#### Most Pass Attempts +

- 58\*—Notre Dame (1992 Sugar Bowl)
- 57—Miss St (2000)
- 57—LSU (1997)
- 55—Florida State (1999)
- 55—Florida State (1992)
- 54—Northern Illinois (1995)
- 54—Florida State (1979)
- 53—Tennessee (2001)
- 52—Florida State (1993)
- 52—Kentucky (1993)

#### Fewest Pass Attempts +

- 5—Auburn (1989)
- 6—Georgia (2014)
- 9—Alabama (1979)
- 9—Utah (1977)
- 10—Ole Miss (1980)
- 11—New Mexico (1989)
- 11—Miami (1977)
- 11—LSU (1977)
- 11—Tennessee (1976)
- 12—Georgia (1977)
- 12—Tennessee (1977)

#### Most Pass Completions +

- 36—Georgia (2002)
- 34—Tennessee (2001)
- 34—Miss St (2000)
- 34—Northern Illinois (1995)
- 34—Southwestern Louisiana (1993)
- 33—Eastern Michigan (2014)
- 33—Louisiana-Monroe (2001)
- 33—Georgia (1985)
- 32—Vanderbilt (2005)
- 32—LSU (1997)
- 32—Louisville (1992)

#### Fewest Pass Completions +

- 1—Auburn (1989)
- 1—Alabama (1979)
- 3—Georgia (2014)
- 4—Ole Miss (1980)
- 4—Georgia Tech (1979)
- 4—Tennessee (1977)
- 5—South Carolina (2014)

- 5—New Mexico (1989)
- 5—Florida State (1989)
- 5—LSU (1978)
- 5—Pittsburgh (1977)
- 5—Utah (1977)
- 5—Georgia (1977)

#### Most Total Plays @

- 94—Kentucky (2014 - overtime)
- 94—Miss St (1990)
- 93—Georgia (1992)
- 92—Vanderbilt (1982)
- 89—Kentucky (2002)
- 89—Florida State (1990)
- 88—Vanderbilt (2010)
- 86—Eastern Michigan (2014)
- 86—Ole Miss (1986)
- 85\*—Michigan (2003 Outback Bowl)

#### Fewest Total Plays @

- 44—Alabama (1999 SEC Championship)
- 45—Alabama (2015 SEC Championship)
- 45—Auburn (2006)
- 49—Florida State (2013)
- 49—Alabama (2009 SEC Championship)
- 49—Kentucky (1986)
- 50—Georgia (1987)
- 50—Florida State (1987)
- 52—Arkansas (2016)**
- 51—Kentucky (1979)
- 52—LSU (2016)**
- 52—Alabama (2011)
- 52—Alabama (1999)

### Defense (Team)

#### Fewest Yards Allowed, Rushing

- 56—Arkansas (1997)
- 36—NE Louisiana (1998)
- 28—Auburn (1997)
- 22—Ole Miss (1994)
- 18—Florida State (1969)
- 14—Auburn (1990)
- 13—North Texas (2016)**
- 13—ECU (2015)
- 10—LSU (1985)
- 11—Tennessee (2006)
- 9—Tennessee (2011)
- 7—LSU (1999)

#### Fewest Yards Allowed, Passing

- 1—Vanderbilt (1958)
- 0—Georgia Southern (2013)
- 0—Georgia (1964)
- 0—Georgia Tech (1956)
- 0—Tulane (1968)
- 3—Georgia Tech (1953)
- 3—Kentucky (1956)
- 5—Rice (1959)
- 5—Miami (1956)
- 6\*—Miami (Ohio) (1973 Tangerine Bowl)
- 6—Miss St (1957)

**Fewest Yards Allowed, Total Defense**

**53—North Texas (2016)**

- 59—Western Carolina (2006)
- 66—Tulane (1961)
- 67—Kentucky (1996)
- 71—The Citadel (1949)
- 72—Vanderbilt (1958)
- 77—The Citadel (1952)
- 82\*—Ohio State (2007 BCS Championship)
- 84—Akron (1990)
- 89—Arkansas State (1993)
- 95—Florida State (2011)
- 97—Richmond (1970)

**Fewest Points Allowed**

**0—180 times, last vs North Texas (2016)**

**Fewest Points Allowed (Half)**

- 0—Many times, last vs Iowa (2016, 2nd)

**Fewest First Downs Allowed #**

- 4—Western Carolina (2006)
- 4—Miami (1974)
- 5—Louisiana-Monroe (2001)
- 5—Kentucky (1996)
- 7—Missouri (2014)
- 7—Eastern Michigan (2014)
- 7—Florida State (2011)
- 7—Tennessee (1998)
- 7—Arkansas State (1993)
- 7—Akron (1990)
- 7—Tulsa (1987)

**Most Interceptions +**

- 5\*—Penn State (2011 Outback Bowl)
- 5—Vanderbilt (2000)
- 4—Georgia (2015)
- 4—Florida State (2014)
- 4—Tennessee (2013)
- 4—Missouri (2012)
- 4—USF (2010)
- 4—Miami (Ohio) (2010)
- 4—Georgia (2009)
- 4—South Carolina (2004)
- 4—Vanderbilt (2003)
- 4—LSU (2000)
- 4—Tennessee (1996)
- 4—Georgia (1994)
- 4—Miss St (1988)
- 4—Florida State (1985)
- 4—Florida State (1983)
- 4—Auburn (1986)
- 4—West Texas State (1982)
- 4—South Carolina (2004)
- 4—Vanderbilt (2003)
- 4—Georgia Tech (1980)
- 4—Kentucky (1978)
- 4—Rice (1976)

**Special Teams (Team)**

**Most Kickoff Return Yards @**

- 268\*—Nebraska (1996 Fiesta Bowl)
- 218—Louisville (2013 Sugar Bowl)
- 218—Florida State (1992)
- 213—South Carolina (2010)
- 200—Georgia (2011)
- 193—New Mexico (1989)
- 192—Missouri (2013)
- 185—Troy (2007)
- 166—Tennessee (1990)
- 161—Alabama (2009 SEC Championship)
- 159—Kentucky (1989)

**Most Punt Return Yards @**

- 272—Kentucky (1996)
- 184—San Jose State (2003)
- 171—Western Carolina (2006)
- 141—Middle Tennessee (2000)
- 120—Miss St
- 115—LSU (2014)
- 110—Vanderbilt (2015)
- 106—Auburn (1990)
- 100—South Carolina (2016)**
- 100—South Carolina (1994)
- 98—Eastern Michigan (2014)
- 98—South Carolina (1997)

**Fewest Punt Return Yards @**

- 11—Miami (1986)
- 9—Miami (1982)
- 8\*—Nebraska (1996 Fiesta Bowl)
- 4—Auburn (2011)
- 4—Miss St (1986)
- 4—Indiana State (1983)
- 3—Miami (1987)
- 2—Vanderbilt (2014)
- 2—Vanderbilt (2005)
- 2—Alabama (2005)
- 2—Georgia (1989)
- 2—Florida State (1982)

**Miscellaneous (Team)**

**Most Fumbles #**

- 8—Miami (Ohio) (2010)
- 8—Miss St (1977)
- 7—West Texas State (1982)
- 7—Florida State (1974)
- 6—10 teams, last vs Troy (2009)

**Most Fumbles Lost #**

- 6—Miss St (1977)
- 5—Miss St (1979)
- 4—Arkansas (2009)
- 4—Tennessee (1998)
- 4—Kentucky (1988)
- 4—Miami (1986)
- 4—Rice (1977)
- 4—Pittsburgh (1977)
- 4—Texas A&M (1976 Sun Bowl)
- 4—Southern Methodist (1975)

**Most Penalties Committed #**

- 17—Vanderbilt (1996)
- 16—Tennessee (2011)
- 16—Tennessee (1991)
- 15—Miss St (2001)
- 15—Florida State (1999)
- 15—Arkansas (1997)
- 15—Louisiana Tech (1989)
- 14—14 times, last vs Bowling Green (2012)

**Fewest Penalties Committed #**

- 1—LSU (2016)**
- 1—New Mexico St (2015)
- 1—Florida State (1977)
- 1—Miami (1977)
- 2—18 teams, last vs Ga Southern (2013)

**Most Penalty Yards #**

- 152—Kentucky (1987)
- 150—Tennessee (2011)
- 147—Vanderbilt (1996)
- 144—South Carolina (1996)
- 136—Temple (1987)
- 135—Arkansas (1997)
- 134—Miami (2002)
- 134—Florida State (1989)
- 130—LSU (1998)
- 127—Ole Miss (2007)
- 127—Miss St (1993)
- 127—Tennessee (1991)

**Fewest Penalty Yards #**

- 5—LSU (2016)**
- 5—Florida State (1977)
- 8—LSU (2007)
- 10—New Mexico St (2015)
- 10—Alabama (1994)
- 10—Alabama (1978)
- 10—Kentucky (1977)
- 10—Georgia (1975)
- 10—Maryland (1974)
- 10—Miami (1974)
- 13—East Carolina (1983)
- 15—Florida State (1993)
- 15—Vanderbilt (1982)
- 15—Miami (1977)
- 15—Miss St (1977)

**Highest Punting Average #**

- (1979 records not available)
- 76.0—Vanderbilt (1992)
- 62.3—Alabama (2010)
- 58.0—Georgia Southern (1996)
- 58.0—Vanderbilt (1983)
- 57.0—Tennessee (2008)
- 56.0—Kentucky (2010)
- 55.2—North Texas (2016)**
- 55.0—South Carolina (1994)
- 54.3—South Carolina (2012)
- 54.0—four times, last vs Kentucky (2016)**

**Florida Opening Day Superlatives**

**UF Opening Day Highs (Since 1982)**

Points	70 vs New Mexico (1994)	Penalty Yards	117 vs SW Louisiana (1996)
1st Quarter Points	28 vs New Mexico (1994)	Punts	6 vs 4 teams, last Southern Miss (1997)
2nd Quarter Points	28 vs 5 teams, last Charleston Southern (2009)	Punting Yards	264 vs Miami (1983)
1st Half Points	56 vs New Mexico (1994)	Punting Average	53.0 vs Hawaii (2008)
3rd Quarter Points	28 vs Hawaii (2008)	Punt Returns	10 vs San Jose State (2003)
4th Quarter Points	35 vs Montana State (1988)	Punt Return Yards	184 vs San Jose State (2003)
First Downs	36 vs Western Michigan (1999)	Kickoff Returns	6 vs Western Michigan (1999)
Rushing Attempts	51 vs Ole Miss (1989)	Kickoff Return Yards	129 vs 2 teams, last Miami (Ohio) (2010)
Net Yards Rushing	369 vs Charleston Southern (2009)	Interceptions	4 vs 2 teams, last Miami (Ohio) (2010)
Net Yards Passing	430 vs Marshall (2001)	Interception Return Yards	114 vs SW Louisiana (1996)
Passes Attempted	50 vs Ball State (2000)	Time of Possession	39:48 vs Toledo (2013)
Passes Completed	33 vs Eastern Michigan (2014)	Third-Down Conversions	72.7% vs Georgia (1986)
Had Intercepted	4 vs Miami (1987)	Fourth-Down Conversions	100% vs 8 teams, last New Mexico St (2015)
Total Offensive Plays	87 vs 3 teams, last Western Michigan (1999)		
Total Net Yards	655 vs Eastern Michigan (2014)		
Average Gain Per Play:	10.4 vs Charleston Southern (2009)		
Fumbles	8 vs Miami (Ohio) (2010)		
Fumbles Lost	3 vs 3 teams, last Miami (Ohio) (2010)		
Penalties Committed	14 vs 2 teams, last vs Bowling Green (2012)		

**Longest Active Opening-Day Winning Streaks**

- 27 Florida
- 16 Ohio State



## OPPONENT SUPERLATIVES

# In records dating to 1974  
+ In records dating to 1976  
^ In records dating to 1979  
@ In records dating to 1980  
\* Indicates bowl game

### Offense (Team)

#### Top Rushing Yardage

524\*—Nebraska (1996 Fiesta Bowl)  
453—Alabama (1979)  
432—Georgia (1976)  
429—Georgia Southern (2013)  
427—Alabama (1950)  
395—Georgia (1982)  
385—LSU (1977)  
368—Mississippi St. (1975)  
367—Alabama (1948)  
363—Alabama (1971)

#### Top Passing Yardage

492—Tennessee (1996)  
449—Alabama (2014)  
446—Florida St. (1993)  
427\*—East Carolina (2014 Birmingham Bowl)  
422—Auburn (1970)  
421—Florida St. (1994)  
421—California (1980)  
418—Florida St. (1970)  
415—Kentucky (2007)  
406—Kentucky (1998)

#### Top Total Offensive Yardage

672—Alabama (2014)  
629\*—Nebraska (1996 Fiesta Bowl)  
593—Georgia (1942)  
583—Alabama (1950)  
578—Florida St. (1977)  
566—Auburn (1970)  
566—Florida St. (1993)  
556—Auburn (1971)  
551—Tennessee (1984)  
543—Tennessee (1970)

#### Most Points Scored

62\*—Nebraska (1996 Fiesta Bowl)

#### 54—Alabama (2016 SECCG)

52—Florida St. (1987)  
47—Mississippi St. (2000)  
45—Florida St. (1992)  
45—Tennessee (1990)  
45—Florida St. (1990)  
45—Georgia Tech (1980)  
44—Alabama (1982)  
42—Alabama (2014)  
42—Alabama (2014)  
42—Georgia (2007)  
42—Vanderbilt (2005)

#### Most Points Scored (Half)

38—Florida St. (1992, 1st)  
38—Tennessee (1990, 2nd)  
35\*—Nebraska, Bowl (1996 Fiesta Bowl, 1st)  
33—Alabama, SECCG (2016, 1st)  
32\*—Notre Dame, Bowl (1992 Sugar Bowl, 2nd)  
31—Mississippi St. (2000, 2nd)  
30—Tennessee (1995, 1st)

#### Most First Downs

32\*—East Carolina (2014 Birmingham Bowl)  
30—Florida St. (1993)  
30—Georgia (1993)  
30—LSU (1977)  
29—Kentucky (2007)  
29—LSU (2004)  
29—Tennessee (1984)  
28\*—Michigan (2016 BWW Citrus Bowl)  
28—Alabama (2014)  
28\*—Michigan (2008 Capital One Bowl)  
28\*—Miami (2001 Sugar Bowl)  
28—Tennessee (1991)  
28—Georgia (1976)  
28—Florida St. (1976)

#### Most Rushing Attempts ^

78—Georgia (1982)  
71—Alabama (1979)  
68\*—Nebraska (1996 Fiesta Bowl)  
66—Georgia (1987)  
65—Georgia Southern (1996)  
65—Mississippi St. (1987)  
59—Georgia (1981)  
59—LSU (1980)  
59—Auburn (1980)  
58—Alabama (2015 SEC Championship)  
58—Tennessee (1992)  
58—Furman (1981)

#### Fewest Rushing Attempts ^

5—Syracuse (1984)  
10—Tennessee (1984)  
11—Mississippi St. (1984)  
13—Vanderbilt (1983)  
14—Georgia (1993)  
16—Georgia (1994)  
18—Florida St. (2006)  
18—Kentucky (1998)  
18—Tennessee (1996)  
**19—Georgia (2016)**  
20\*—Iowa (2006 Outback Bowl)  
20—Tennessee (1997)

#### Most Rushing Touchdowns

6\*—Nebraska (1996 Fiesta Bowl)  
5—Georgia (1997)  
5—Florida St. (1992)  
5—Georgia (1982)  
**4—Alabama (2016 SECCG)**  
4—Vanderbilt (2013)  
4—Georgia Southern (2013)  
4—Alabama (2011)  
4—South Carolina (2010)  
4—South Carolina (2005)  
4—Kentucky (2005)  
4\*—Michigan (2003 Outback Bowl)  
4—Mississippi St. (2000)  
4—Florida St. (1990)  
4—Auburn (1983)

#### Most Passing Touchdowns @

5—Alabama (2014)  
5—Kentucky (2007)  
5—Tennessee (1993)  
**4—Tennessee (2016)**

4—Vanderbilt (2005)  
4—Tennessee (1996)  
4—Florida St. (1993)  
4—Florida St. (1988)

#### Most Pass Attempts +

68\*—East Carolina (2014 Birmingham Bowl)  
65—Tennessee (1996)  
65—Georgia (1993)  
63—West Texas State (1982)  
61—Kentucky (1998)  
60—Kentucky (2000)  
60—Kentucky (1997)  
58—East Carolina (2015)  
56—Tennessee (1991)  
55\*—Iowa (2006 Outback Bowl)  
55—UCF (1999)

#### Fewest Pass Attempts +

3—Georgia Southern (2013)  
4—Ohio (2002)  
7—Tulsa (1979)  
7—Alabama (1979)  
8—Arkansas State (1993)  
8—Georgia (1985)  
8—Kentucky (1979)  
9—Mississippi St. (2010)  
9—Tennessee (1992)  
9—Georgia (1979)

#### Most Pass Completions +

43—California (1980)  
40—Kentucky (1998)  
40—Florida St. (1994)  
38—Florida St. (1993)  
37—East Carolina (2015)  
37—Tennessee (1996)  
36—Kentucky (1999)  
36—Georgia (1993)  
35—Kentucky (2007)  
35—Kentucky (2000)

#### Fewest Pass Completions +

0—Georgia Southern (2013)  
2—Ohio (2002)  
2—Auburn (1981)  
2—Alabama (1979)  
2—Georgia (1977)  
**3—Kentucky (2016)**  
3—Vanderbilt (2015)  
3—Arkansas State (1993)  
3—Tennessee (1992)  
3—Georgia (1985)  
3—Mississippi St. (1981)  
3—Mississippi St. (1979)

#### Most Total Plays @

101\*—East Carolina (2014 Birmingham Bowl)  
94—Kentucky (1981)  
90—LSU (1984)  
90—Georgia (1982)  
89—Kentucky (2000)  
88—Florida St. (1993)  
87—Alabama (2014)  
86—Kentucky (1997)  
86\*—Michigan (2008 Capital One Bowl)

85—Kentucky (2007)  
85—Georgia (2000)  
85—Tennessee (1991)  
85—West Texas State (1985)

#### Fewest Total Plays @

37\*—Ohio State (2007 BCS Championship)  
40—Western Carolina (2006)  
47—Kentucky (2013)  
47—Louisiana-Monroe (2001)  
47—Mississippi St. (1990)  
47—LSU (2009)  
**48—Kentucky (2016)**  
48—South Carolina (2015)  
49—Missouri (2014)  
49—Arkansas State (1993)  
**50—North Texas (2016)**  
50—Syracuse (1984)

### Defense (Team)

#### Fewest Yards Allowed (Rushing)

-78—Mississippi St. (2000)  
-36—Auburn (2001)  
-33—Florida St. (1993)  
-30\*—West Virginia (1981 Peach Bowl)  
-28\*—Nebraska (1996 Fiesta Bowl)  
-19—Georgia (2011)  
-17—Syracuse (1991)  
-15—SMU (1972)  
-13—Tennessee (1998)  
-10—Mississippi St. (1981)  
-10—Ole Miss (1946)

#### Fewest Yards Allowed (Passing)

0—Mississippi St. (1958)  
0—Furman (1947)  
1—Georgia Tech (1953)  
2—Auburn (1955)  
3—Mississippi St. (1955)  
5—Miami (1956)  
6—Auburn (1989)  
7—Alabama (1979)  
10—Kentucky (1951)

#### Fewest Yards Allowed (Total Defense)

32—Georgia Tech (1963)  
60—Vanderbilt (1946)  
66—Alabama (1979)  
76—Georgia Tech (1953)  
83—Auburn (1957)  
93—Mississippi St. (1956)  
94—Georgia Tech (1962)  
94—Mississippi St. (1958)  
95—Ole Miss (1947)  
101—Kentucky (1950)

#### Fewest Points Allowed

0—105 times, last Auburn (1988)

#### Fewest Points Allowed (Half)

0—47 times, last Alabama (2016 SEC Championship Game, 2nd)

**Fewest First Downs Allowed #**

3—Alabama (1979)  
 6—Alabama (1999 SEC Championship)  
 6—Miami (1975)  
 7—Alabama (2015 SEC Championship)  
 7—Auburn (1988)  
 7—Kentucky (1979)  
 8—Florida St. (2013)  
 8—Alabama (1978)  
 9—LSU (2011)  
 9—Alabama (2011)  
 9—Georgia (1988)  
 9—Kentucky (1986)  
 9—Mississippi St. (1981)  
 9—Pittsburgh (1977)  
 9—Kentucky (1976)

**Most Interceptions +**

7—Kentucky (1993)  
 7—Miami (1978)  
 5—Auburn (1994)  
 5—Mississippi St. (1992)  
 5—Tennessee (1990)  
 5—LSU (1986)  
 5—Florida St. (1979)

**Special Teams (Team)****Most Kickoff Return Yards @**

260—Tennessee (2007)  
 241—Furman (2011)  
 236—Southern Miss (1994)  
 232—The Citadel (2008)  
 231—Akron (1990)  
 226\*—Cincinnati (2010 Sugar Bowl)  
 221—Miami (2003)  
 215—Florida St. (2003)  
 213—New Mexico State (1994)  
 209—Florida St. (1992)

**Most Punt Return Yards @**

123—LSU (2003)  
**117—Alabama (2016 SECCG)**  
 105—Florida St. (1985)  
 101—Missouri (2014)  
 92—Kentucky (2002)  
 82\*—Miami (2001 Sugar Bowl)  
 81\*—Miami (2004 Peach Bowl)  
 77—Auburn (1985)  
 74—South Carolina (2003)  
 74—Tennessee (1992)  
 74—Florida St. (1991)

**Fewest Punt Return Yards @**

-13—South Carolina (2012)  
 -10—LSU (2006)  
 -8—LSU (1986)  
 -7—Ole Miss (2015)  
 -7—Missouri (2013)  
 -7—Florida St.  
 -5—Texas A&M (2012)  
 -5—Arkansas (2004)  
 -4—Georgia (2015)  
 -4—Arkansas (2006 SEC Championship)

**Highest Punting Average @**

*1979 records not available*  
 55.3—Mississippi St. (2004)  
 54.8—Florida St. (1981)  
 53.3—Duke (1975)  
 52.7—Tennessee (1996)  
 52.5—Georgia (2009)  
 52.4—Auburn (1993)  
 51.7—Vanderbilt (2005)  
 51.5—Georgia (2004)  
 51.2—Alabama (2015 SEC Championship)  
 50.3—Florida St. (1991)

**Miscellaneous (Team)****Most Fumbles #**

11—Pittsburgh (1977)  
 8—Vanderbilt (2010)  
 8—Tennessee (2002)  
 8—Florida St. (1984)  
 8—Georgia (1977)  
 8—Southern Methodist (1975)  
 7—Vanderbilt (1993)  
 7—West Texas State (1982)  
 7—Auburn (1980)  
 7—Florida St. (1975)  
 7—Miami (1974)

**Most Fumbles Lost #**

6—Vanderbilt (1993)  
 6—Pittsburgh (1977)  
 5—Auburn (1981)  
 5—LSU (1980)  
 5—Georgia (1977)  
 5—Mississippi St. (1975)  
 4—8 times, last Eastern Michigan (2014)

**Most Penalties Committed #**

16—Miami (2003)  
 16—Florida St. (1998)  
 15—Auburn (2002)  
 15—Tennessee (1999)  
 15—Florida St. (1986)  
 14—Georgia (2012)  
 14—Miami (2002)  
 14—Mississippi St. (2001)  
 14—Miami (1984)

**Fewest Penalties Committed #**

0—The Citadel (2008)  
**1–14 times, last Iowa (2017 Outback Bowl)**

**Most Penalty Yards #**

143—Florida St. (1996)  
 134—Miami (2003)  
 134—Miami (2002)  
 132—Georgia (2012)  
 127—Florida St. (1998)  
 118—Florida St. (2008)  
 118—Arkansas (2003)  
 116—Florida St. (1984)  
 114—Ole Miss (1994)  
 112—Tennessee (1999)

**Fewest Penalty Yards #**

0—The Citadel (2008)  
 5—Vanderbilt (2010)  
 5—Alabama (2009 SEC Championship)  
 5—Kentucky (2005)  
 5\*—Penn State (1998 Citrus Bowl)  
 5—Georgia (1983)  
 5—Auburn (1981)  
 5—Georgia (1977)  
 8—Houston (1976)  
 9—New Mexico St. (2015)

**Opponent Individual Superlatives****Rushing Yards**

238—Herschel Walker, Georgia (1980)  
 228—Travis Stephens, Tennessee (2001)  
 219—Herschel Walker, Georgia (1982)  
 212—Marcus Lattimore, South Carolina (2010)  
 204—Willis McGahee, Miami (2002)  
 204—Steve Jones, Duke (1971)  
 199\*—Tommie Frazier, Nebraska (1996 Fiesta Bowl)  
 198—Kevin McLee, Georgia (1976)  
 196—Bo Jackson, Auburn (1983)  
 192—Herschel Walker, Georgia (1981)

**Passing Yards**

492—Peyton Manning, Tennessee (1996)  
 446—Charlie Ward, Florida St. (1993)  
 445—Blake Sims, Alabama (2014)  
 427\*—Shane Carden, ECU (2014 Birmingham Bowl)  
 421—Danny Kanell, Florida St. (1994)  
 421—Rich Campbell, California (1980)  
 415—Andre' Woodson, Kentucky (2007)  
 406—Tim Couch, Kentucky (1998)  
 405—Tim Lester, Western Michigan (1999)  
 405—Todd Jordan, Mississippi St. (1993)

**Total Offense**

524\*—Chad Henne, Michigan (2008 Capital One Bowl)  
 484—Blake Sims, Alabama (2014)  
 475—Peyton Manning, Tennessee (1996)  
 475—Charlie Ward, Florida St. (1993)  
 427—Danny Kanell, Florida St. (1994)  
 419—Eric Zeier, Georgia (1993)  
 413\*—Shane Carden, ECU (2014 Birmingham Bowl)  
 411—Victor McGee, West Texas State (1982)  
 403—Charlie Ward, Florida St. (1992)  
**399—Joshua Dobbs, Tennessee (2016)**  
 398—Tim Couch, Kentucky (1998)  
 398—Quincy Carter, Georgia (1998)

**Receiving Yards**

212—Kelvin Benjamin, Florida St. (2013)  
 208—Danny Knight, Mississippi St. (1982)  
 206—Craig Yeast, Kentucky (1998)  
 201—Amari Cooper, Alabama (2014)  
 196—David Houser, Rice (1976)  
 187—Marvin Minnis, Florida St. (2000)  
 181—Chauncey Stovall, Florida St. (2004)  
 172—Lawrence Dawsey, Florida St. (1990)  
 170—Jordan Matthews, Vanderbilt (2011)  
 170—Charles Lee, UCF (1999)

**Opponent Longest Plays****Rushing**

99—Kelsey Finch, Tennessee (1977)  
 89—Tim Worley, Georgia (1985)  
 87—Billy Jackson, Alabama (1978)  
 80—Bo Jackson, Auburn (1983)  
 77—Freddie Milons, Alabama (1999 SEC CG)  
 77—Marcus Rhoden, Mississippi St. (1964)  
 76—Jerious Norwood, Mississippi St. (2005)  
 76—Keith Henderson, Georgia (1985)  
 75\*—Tommie Frazier, Nebraska (1996 Fiesta Bowl)  
 74—Ralph Webb, Vanderbilt (2015)  
 74—Willie McClendon, Georgia (1977)

**Passing**

97—Tim Couch (Kentucky) to Craig Yeast (1998)  
 94—Freddie Kitchens (Alabama) to Michael Vaughn (1996)  
 93—Buck Belue (Georgia) to Lindsay Scott (1980)  
 87—Brodie Croyle (Alabama) to Tyrone Prothro (2005)  
 87—Tommy Phair (Mississippi St.) to Eric Hogatt (1969)  
 86—Jevon Snead (Ole Miss) to Shay Hodge (2008)  
 84—Matt Stafford (Georgia) to M. Massaquoi (2007)  
 80—John Bond (Mississippi St.) to Danny Knight (1982)  
 80—Larry McCrimmon (Kentucky) to Felix Wilson (1978)  
 80—Richard Appleby (Georgia) to Gene Washington (1975)  
 80—Pat Sullivan (Auburn) to Terry Beasley (1970)

**Long Kick Returns**

100—Derek Abney, Kentucky (2002)  
 100—Craig Yeast, Kentucky (1998)  
 99—J.W. Brodnax, LSU (1957)  
 98—Curtis Martin, Air Force (1968)  
 97—Devin Hester, Miami (2003)  
 96—Marcus Murphy, Missouri (2014)  
 96—Kentucky, John Bolden 11 yds., lateral to Phil Logan 85 yds (1989)  
 95—Kirby Dar Dar, Syracuse (1991)  
 93—Ted Ginn, Jr., Ohio State (2006)  
 93—John Bahen, Miami (1961)

**Long Punt Returns**

89—James Owens, Auburn (1970)  
 82—Marcus Murphy, Missouri (2014)  
 80—Skyler Green, LSU (2003)  
 80—Harold Perry, SMU (1978)  
 73—Jonathan Lowe, Mississippi St. (2004)  
 68—Kris Silverthorn, SMU (1972)  
 65—Brandon Smith, Vanderbilt (2002)  
 63—Lionel James, Auburn (1982)  
 63—Scott Woerner, Georgia (1978)  
 59—Ronnie Barber, LSU (1975)  
 59—Jake Scott, Georgia (1968)

**Long Field Goals**

62\*—Tony Franklin, Texas A & M (1977 Sun Bowl)  
 60—Gary Cismesia, Florida St. (2007)  
 55\*—Scott Bentley, Florida St. (1997 Sugar Bowl)  
 55—Dan Miller, Miami (1981)  
 54—Sebastian Janikowski, Florida St. (1999)  
 53—Dustin Hopkins, Florida St. (2012)  
 53—Todd Sievers, Miami (2002)  
 53—Derek Schmidt, Florida St. (1987)  
 52—7 times, most recent: Xavier Beitia, Florida St. (2004)

## FLORIDA STAT CHAMPIONS

### SEC Stat Champions (Team)

#### Scoring Offense

1952–29.0 ppg  
1984–31.0 ppg  
1991–32.8 ppg  
1994–43.4 ppg  
1995–44.5 ppg  
1996–46.6 ppg  
1997–37.2 ppg  
2000–37.3 ppg  
2001–43.8 ppg  
2007–43.1 ppg  
2008–43.6 ppg

#### Scoring Defense

1984–15.5 ppg  
1998–14.1 ppg  
2001–14.1 ppg  
2008–12.9 ppg

#### Rushing Offense

1975–302.4 ypg  
2008–231.1 ypg

#### Rushing Defense

1965–88.4 ypg  
1984–121.5 ypg  
1989–88.6 ypg  
1990–85.6 ypg  
1991–100.3 ypg  
1994–84.6 ypg  
1997–70.7 ypg  
1998–90.7 ypg  
2006–72.5 ypg  
2007–99.3 ypg

#### Passing Offense

1965–203.3 ypg  
1966–224.2 ypg  
1967–195.4 ypg  
1969–301.6 ypg  
1976–162.1 ypg  
1985–265.8 ypg  
1990–290.6 ypg  
1991–308.5 ypg  
1992–286.7 ypg  
1993–339.3 ypg  
1995–360.8 ypg  
1996–333.9 ypg  
2001–405.2 ypg  
2002–270.7 ypg  
2004–271.1 ypg

#### Passing Defense

1955–42.0 ypg  
1964–64.0 ypg  
1973–85.3 ypg  
1983–151.2 ypg  
1987–137.5 ypg  
1988–123.6 ypg  
2009–151.5 ypg  
2013–171.8 ypg  
2016–148.5 ypg

#### Passing Efficiency

2001–170.1 rating  
2007–170.2 rating  
2008–170.7 rating  
2009–167.3 rating

#### Passing Efficiency Defense

1997–100.85 rating  
1998–100.45 rating  
2001–100.1 rating  
2008–96.7 rating  
2012–95.5 rating  
2013–107.2 rating  
2016–92.87 rating

#### Passes Intercepted

2016–16

#### Total Offense

1965–337.6 ypg  
1966–361.1 ypg  
1967–367.3 ypg  
1969–434.8 ypg  
1975–405.5 ypg  
1976–400.0 ypg  
1990–452.6 ypg  
1995–534.4 ypg  
1996–503.9 ypg  
2001–527.6 ypg  
2002–406.9 ypg  
2004–426.9 ypg  
2007–462.0 ypg  
2008–445.1 ypg  
2009–442.4 ypg

#### Total Defense

1965–201.7 ypg  
1973–202.1 ypg  
1981–256.9 ypg  
1984–302.3 ypg  
1985–282.8 ypg  
1987–268.7 ypg  
1989–241.9 ypg  
1998–286.6 ypg  
2001–290.2 ypg

#### Turnover Margin

2008– +1.57 turnovers per game

#### First Downs

2006–285  
2008–306  
2009–286

#### Opponent First Downs

2013–193

#### 3rd Down Conversions

2008–51.6% (83 of 161)  
2009–49.2% (87 of 177)

#### Punting

2008–43.4 yards per punt

#### Kickoff Returns

2010–26.3 yards per return

#### Kickoff Coverage

2013–41.7 net average

#### Field Goals

2008–92.3% (12 of 13)

#### Red Zone Defense

2008–69.2% (27 of 39; 18TDs, 9 FGs)

#### Fumbles Recovered

2014–14  
2015–11

#### Time of Possession

2012–32:27  
2013–33:49

### SEC Stat Champions (Individual)

#### Rushing

*Beginning in 1970, ranked on yds/game*

1962–Larry Dupree, 604 yds  
1966–Larry Smith, 742 yds  
1975–Jimmy DuBose, 1,307 yds (118.8 ypg)  
1987–Emmitt Smith, 1,341 yds (121.9 ypg)  
1989–Emmitt Smith, 1,599 yds (145.4 ypg)  
1991–Errict Rhett, 1,109 yds (100.8 ypg)  
2004–Ciatrick Fason, 1,267 yards (105.6 ypg)

#### Passing

*Beginning in 1967, ranked on eff. rating*

1965–Steve Spurrier, 1,893 yds  
1966–Steve Spurrier, 2,012 yds  
1976–Jimmy Fisher, 155.36 rating  
1983–Wayne Peace, 128.00 rating  
1984–Kerwin Bell, 148.00 rating  
1991–Shane Matthews, 148.84 rating  
1994–Terry Dean, 165.8 rating  
1995–Danny Wuerffel, 178.4 rating  
1996–Danny Wuerffel, 170.6 rating  
2000–Rex Grossman, 161.8 rating  
2001–Rex Grossman, 170.8 rating  
2004–Chris Leak, 144.9 rating  
2007–Tim Tebow, 172.5 rating  
2008–Tim Tebow, 172.4 rating  
2009–Tim Tebow, 164.2 rating

#### Receiving

*Beginning in 1970, ranked on rec/game*

1964–Charley Casey, 47 for 673  
1965–Charley Casey, 58 for 809  
1969–Carlos Alvarez, 88 for 1,329  
1974–Lee McGriff, 3.3 rpg (36 for 698)  
1980–Cris Collinsworth, 3.6 rpg (40 for 599)  
1990–Kirk Kirkpatrick, 5.0 rpg (55 for 770)  
1992–Willie Jackson, 5.2 rpg (62 for 722)  
1995–Chris Doering, 5.8 rpg (70 for 1,045)  
2000–Jabar Gaffney, 5.9 rpg (71 for 1,184)  
2002–Taylor Jacobs, 6.4 rpg (71 for 1,088)  
2004–O.J. Small, 5.25 rpg (63 for 719)  
2005–Chad Jackson, 7.33 rpg (88 for 900)

#### Total Offense

*Beginning in 1970, ranked on yds/game*

1965–Steve Spurrier, 2,123 yds  
1966–Steve Spurrier, 2,095 yds  
1969–John Reaves, 2,852 yds  
1976–Jimmy Fisher, 163.5 ypg  
1990–Shane Matthews, 265.9 ypg  
1991–Shane Matthews, 285.5 ypg  
1992–Shane Matthews, 264.7 ypg  
1995–Danny Wuerffel, 284.1 ypg  
1996–Danny Wuerffel, 293.8 ypg  
2001–Rex Grossman, 354.9 ypg  
2002–Rex Grossman, 256.7 ypg  
2004–Chris Leak, 266.4 ypg  
2007–Tim Tebow, 330.8 ypg

#### Scoring

*Beginning in 1970, ranked on pts/game*

1947–Bobby Forbes, 54 pts  
1969–Tommy Durrance, 110 pts  
1983–Bobby Raymond, 89 pts (8.1 ppg)  
1984–Bobby Raymond, 103 pts (9.4 ppg)  
1991–Arden Czyzewski, 77 pts (7.0 ppg)  
1994–Judd Davis, 107 pts (8.9 ppg)  
1996–Reidel Anthony, 110 pts (9.2 ppg)  
2001–Jeff Chandler, 103 pts (10.3 ppg)  
2007–Tim Tebow, 132 pts (11 ppg)  
2008–Percy Harvin, 102 pts (8.5 ppg)

#### Scoring (Touchdowns Only)

2008–Percy Harvin, 102 pts (8.5 ppg)

#### Scoring (Kicking Only)

2008–Jonathan Phillips, 114 pts (8.1 ppg)  
2011–Caleb Sturgis, 97 pts (8.08 ppg)

#### Punting

2012–Kyle Christy (45.8 avg)  
2016–Johnny Townsend (47.9 avg)

#### Field Goal Percentage

2012–Caleb Sturgis (85.7 percent)

#### Interceptions (Season)

2006–Ryan Smith, 8  
2008–Ahmad Black, 7

**National Stat Champions (Team)****Scoring Offense**

1996–46.6 ppg

**Rushing Defense**

2006–72.5 ypg

**Passing Offense**

2001–405.2 ppg

**Passing Defense**

1954–42.0 ypg

**Passing Efficiency**

2001–170.1 rating

2009–167.3 rating

**Passing Efficiency Defense**

2016–92.87 rating

**Touchdown Passes**

1993–41

1994–43

1995–48

1996–42

**Yards Per Play**

1996–7.1

**Turnovers Gained**

2000–40

**Passes Had Intercepted (Offense)**

2008–5

**Passes Intercepted (Defense)**

2008–26

**National Stat Champions (Individual)****Passing**

1969–John Reaves, 2,896 yds

1995–Danny Wuerffel, 178.4 rating

2001–Rex Grossman, 170.8 rating

2009–Tim Tebow, 164.2 rating

**Touchdown Passes**

1995–Danny Wuerffel, 35

1996–Danny Wuerffel, 39

**Touchdown Catches**

1994–Jack Jackson, 15

1995–Chris Doering, 17

1996–Reidel Anthony, 18

**Total Offense**

2001–Rex Grossman, 354.9 ypg

**Punt Returns**

1984–Ricky Nattiel, 15.7 avg

**Earliest Game by a Freshman Reaching 1,000 Yards (Season)**

1987–Emmitt Smith, 7th game, 1,011 vs Temple, Oct. 17

**Most Touchdown Passes in Freshman and Sophomore Seasons**

55–Rex Grossman, 2000 (21) and 2001 (34)

**Interceptions**

2008–Ahmad Black, 7

**Punting**

1955–Don Chandler, 44.3 avg

2016–Johnny Townsend, 47.9 avg

**TEAM RECORDS****Game****Scoring**

Most points (modern): 82, Florida 82, Central Michigan 6 (1997)

Fewest points: 0, 105 times, last vs Auburn (1988)

Most points by an opponent: 62, Nebraska (1995, Fiesta Bowl)

Fewest points by an opponent: 0, 26 times, last vs North Texas (2016)

Most points scored in a half: 56, Central Michigan (1997, 1st)

Most opponent points scored in a half: 38, Florida St. (1992, 1st)

Most FGs: 6, Florida St. (1983); Kentucky (1984)

Most PATs: 11, West Texas State (1982)

**First Downs**

Most first downs: 36, LSU (1996), Western Michigan (1999)

Fewest first downs: 6, Alabama (1999 SECCG)

Most Opp. first downs: 30, Florida St. (1993), Georgia (1993)

Fewest Opp. first downs: 2, South Carolina (1936)

**Rushing**

Attempts: Most–73, Georgia Tech (1954)

Fewest –14, Arkansas (2016)

Yards: Most –531, Utah (1977)

Fewest –(-78), Mississippi St. (2000)

Touchdowns: Most –8, Montana State (1988), The Citadel (1953)

Fewest –0, 71 times, last vs Iowa (2017 Outback Bowl)

Opponent Attempts: Most –78, Georgia (1982)

Fewest –5, Syracuse (1984)

Opponent Yards: Most –524, Nebraska (1995 Fiesta Bowl)

Fewest –(-56), Arkansas, 1997

Opponent Touchdowns: Most –6, Nebraska (1995, Fiesta Bowl)

Fewest –0, many times, last vs Iowa (2017 Outback Bowl)

**Punt Return (Since 1982)**

Return Yards: Most –272, Kentucky (1996)

Fewest –(-11), Miami (1986)

Opponent Return Yards: Most –260, Tennessee (2007)

Fewest –(-13), South Carolina (2012)

**Passing**

Attempts: Most –66, Auburn (1969)

Fewest –5, Auburn (1989)

Completions: Most –36, Georgia (2002)

Fewest –1, Auburn (1989)

Yards: Most –512, SW Louisiana (1993)

Fewest –0, Mississippi St. (1958), Furman (1947)

Touchdowns: Most –9, Central Michigan (1997)

Fewest –0, many times, last vs Florida St. (2016)

Opponent Attempts: Most –68, East Carolina (2014)

Fewest –3, Georgia Southern (2013)

Opponent Completions: Most –40, Kentucky (1998), Florida St. (1994)

Fewest –0, Georgia Southern (2013)

Opponent Yards: Most –492, Tennessee (1996)

Fewest –(-1), Vanderbilt (1958)

Opponent Touchdowns: Most –5, Kentucky (2007), Alabama (2014)

Fewest –0, many times, last vs Iowa (2017 Outback Bowl)

Most INTs thrown: 9, Auburn (1969)

**Total Offense**

Plays: Most –94, 45 pass, 49 rush vs Mississippi St. (1990); 44 pass, 50 rush vs Kentucky (2014)

Fewest –44, 24 pass, 20 rush, Alabama (1999 SEC Championship)

Total Yards: Most –774, 394 rush, 380 pass vs West Texas State (1982)

Fewest –108, 63 pass, 45 rush vs Ole Miss (1981)

Opponent Plays: Most –101, 68 pass, 33 rush vs East Carolina (2014)

Fewest –37, 14 pass, 23 rush, Ohio State (2007 BCS Championship)

Opponent Yards: Most –672, 223 rush, 449 pass vs Alabama (2014)

Fewest –32, Georgia Tech (1963)

**Kickoff Return (Since 1982)**

Return Yards: Most –268, Nebraska (1995 Fiesta Bowl)

Fewest –0, many times, last vs Iowa (2017 Outback Bowl)

Opponent Return Yards: Most –260, Tennessee (2007)

Fewest –0, five times, last vs Alabama (2016 SEC Championship Game)





**SEASON BESTS**

**Pass Completions**

295	2002
290	1992
287	1995
284	1993
267	1994
265	2000
255	2006
249	2009
246	1990
244	2003

**Completion Percentage**

.688	1982
.684	2009
.665	2007
.644	2001
.641	2008
.640	2013
.639	2006
.635	2012
.633	1983
.628	1995

**Total Yards Per Game**

534.4	1995	6,413 yds. in 12 games
527.5	2001	5,803 yds. in 11 games
503.9	1996	6,047 yds. in 12 games
476.6	1993	5,719 yds. in 12 games
462.8	1994	5,553 yds. in 12 games
461.9	1998	5,081 yds. in 11 games
457.9	2009	6,410 yds. in 14 games
457.2	2007	5,943 yds. in 13 games
457.1	1991	5,028 yds. in 11 games
452.6	1990	4,978 yds. in 11 games

**Points Per Game**

46.6	1996	559 points in 12 games
44.5	1995	534 points in 12 games
43.8	2001	482 points in 11 games
43.6	2008	611 points in 14 games
43.4	1994	521 points in 12 games
42.5	2007	552 points in 13 games
39.3	1993	472 points in 12 games
37.3	2000	448 points in 12 games
37.2	1997	409 points in 11 games
35.9	2009	502 points in 14 games

**Total Points Scored**

611	2008
552	2007
514	1996
502	2009
500	1995
497	1994
482	2001
472	1993
448	2000
416	2006

**Offensive Plays**

982	2002
926	1992
919	2009
915	2015
888	1993
885	2010
875	2006
874	2008
867	1995
862	2016
860	2003
855	1990

**Yards Per Play**

7.4	1995
7.1	2008
7.1	1996
7.0	2009
7.0	2007
6.9	1976
6.7	1998
6.6	1994
6.4	1993
6.4	1991

**First Downs Per Game**

27.3	1995	327 in 12 games
26.5	2001	292 in 11 games
25.3	1996	303 in 12 games
24.8	1993	298 in 12 games
24.8	1990	273 in 11 games
23.7	1994	284 in 12 games
23.7	1991	261 in 11 games
23.6	1969	236 in 10 games
23.5	2007	305 in 13 games
23.2	2002	301 in 13 games

**Third-Down Conversions**

.534 (78-146)	2007
.520 (83-161)	2008
.519 (82-158)	1994
.517 (91-176)	1983
.500 (79-158)	1984
.497 (72-145)	1995
.492 (87-177)	2009
.454 (60-132)	2002
.447 (71-159)	1985
.443 (74-167)	2006

**Fewest Turnovers**

13	2008
13	2005
15	2012
15	2007
17	2015
16	2009
20	2013
20	2004
20	1984
21	2000

**Defense**

**Rushing Yards Allowed Per Game**

70.7	1997	778 yds. in 11 games
72.5	2006	1,015 yds. in 14 games
84.6	1994	1,015 yds. in 12 games
85.6	1990	941 yds. in 11 games
88.4	1965	884 yds. in 10 games
88.6	1989	975 yds. in 11 games
90.7	1998	998 yds. in 11 games
91.6	1999	1,099 yds. in 12 games
94.8	1958	948 yds. in 10 games
94.9	2005	1,139 yds. in 12 games

**Rushing Yards Per Attempt**

2.1	1997
2.2	1965
2.3	1962
2.4	1990
2.4	1958
2.5	1998
2.5	1989
2.6	1999
2.6	1994
2.6	1951

**Rushing Touchdowns Allowed**

3	1984
4	1960
4	1958
6	2009
6	1998
7	1991
7	1975
7	1957
8	2006
8	1990
8	1989
8	1981
8	1980
8	1965

**Passing Yards Allowed Per Game**

42.0	1955	420 yds. in 10 games
53.0	1957	477 yds. in 9 games
61.9	1946	557 yds. in 9 games
61.9	1954	619 yds. in 10 games
64.0	1964	640 yds. in 10 games
68.6	1956	686 yds. in 10 games
73.5	1959	735 yds. in 10 games
82.0	1961	820 yds. in 10 games
82.8	1949	828 yds. in 10 games
85.3	1973	938 yds. in 11 games

**Completion Percentage**

.357	1950
.364	1957
.380	1964
.402	1955
.413	1963
.416	1972
.430	1973
.434	1975
.446	1974
.446	1961
.446	1956

**Total Yards Allowed Per Game**

194.2	1963	1,942 yds. in 10 games
194.4	1964	1,944 yds. in 10 games
201.7	1965	2,017 yds. in 10 games
202.4	1957	1,822 yds. in 9 games
203.7	2004	2,444 yds. in 12 games
204.5	1960	2,045 yds. in 10 games
215.5	1958	2,155 yds. in 10 games
225.3	1947	2,253 yds. in 10 games
226.9	1967	2,269 yds. in 10 games
235.1	1961	2,351 yds. in 10 games

**Points Allowed Per Game**

7.4	1960	74 points in 10 games
7.8	1957	70 points in 9 games
9.3	1958	93 points in 10 games
9.5	1975	104 points in 11 games
9.8	1964	98 points in 10 games
9.8	1956	98 points in 10 games
10.7	1959	107 points in 10 games
10.9	1952	109 points in 10 games
11.3	1953	113 points in 10 games
12.0	1963	120 points in 10 games

**First Downs Per Game**

10.2	1957
11.3	1949
11.5	1963
12.3	1961
12.5	1952
12.6	1960
12.7	1965
13.0	1951
13.1	1968
13.1	1967

**Yards Per Play**

3.3	1965
3.5	1963
3.5	1960
3.5	1958
3.6	1981
3.6	1973
3.6	1967
3.6	1964
3.6	1962
3.6	1956

**Interceptions**

26	2008
24	2000
23	1972
22	2010
22	1982
21	2006
21	1970
21	1952
21	1951
20	2012
20	2009
20	1994
20	1981

## FRESHMAN STARTERS

Pos.	Last True Freshman Starter	Last Freshman Starter	Last True Freshman Starter Opening Day	Last Freshman Starter Opening Day
QB	Treon Harris, 2014	Will Grier, 2015		Kyle Morris, 1988
WR	<b>Tyrie Cleveland, Josh Hammond, 2016</b>	<b>Cleveland/Hammond, 2016</b>	Antonio Callaway, 2015	Antonio Callaway, 2015
RB	Jordan Cronkrite, Jordan Scarlett; 2015	Cronkrite/Scarlett, 2015	Chris Rainey, 2007	Chris Rainey, Chevon Walker, 2007
FB	Hunter Joyer, 2011	Hunter Joyer, 2011		
TE	A.C. Leonard, 2011	A.C. Leonard, 2011	Aaron Hernandez, 2007	Aaron Hernandez, 2007
OL	<b>T.J. McCoy, Jawaan Taylor, 2016</b>	<b>Jawaan Taylor, 2016</b>	<b>Jawaan Taylor, 2016</b>	<b>Jawaan Taylor, 2016</b>
DL	<b>Jabari Zuniga, 2016</b>	<b>Jabari Zuniga, 2016</b>		Torrey Davis, Duke Lemmens, 2007
LB	<b>Vosean Joseph, David Reese, 2016</b>	<b>Joseph/Reese, Kylan Johnson, 2016</b>	Brandon Hicks, Jerimy Finch, 2007	Jelani Jenkins, 2010
DB	<b>Chauncey Gardner, 2016</b>	<b>Chauncey Gardner, 2016</b>	De'Ante Saunders, 2011	Marcus Maye, 2013
K	Caleb Sturgis, 2008	Austin Hardin, 2013	Caleb Sturgis, 2008	Austin Hardin, 2013
P	Johnny Townsend, 2013	Johnny Townsend, 2013	Chas Henry, 2007	Chas Henry, 2007

## EARLY ENROLLEES (SINCE 2004)

2004 Class (1)	2008 Class (8)	2010 Class (11)	2012 Class (8)	2014 Class (9)	2016 Class (13)
DE Brandon Daniel	LB Brendan Beal	LB Neiron Ball	CB Willie Bailey	DL Taven Bryan	QB Austin Appleby (Transfer)
	CB Jeremy Brown	QB Trey Burton	OL Jessamen Dunker	DB Duke Dawson	DB McArthur Burnett
<b>2005 Class (3)</b>	DT Troy Epps (JUCO)	TE Gerald Christian	OL D.J. Humphries	TE DeAndre Goolsby	OL Stone Forsythe
OL Eddie Haupt	CB Janoris Jenkins	WR Robert Clark	DT Damien Jacobs (JUCO)	QB Will Grier	QB Feleipe Franks
QB Josh Portis	WR Carl Moore (JUCO)	S Matt Elam	LB Antonio Morrison	OL Kavaris Harkless	DB Chauncey Gardner
OL Ronnie Wilson	DE Earl Okine	S Jordan Haden	WR Latroy Pittman	OL Nolan Kelleher	WR Josh Hammond
	DL Matt Patchan	DL Leon Orr		RB Brandon Powell	WR Dre Massey (JUCO)
<b>2006 Class (4)</b>	K Caleb Sturgis	WR Solomon Patton	<b>2013 Class (8)</b>	OL Drew Sarvary (JUCO)	K Eddy Pineiro (JUCO)
OL Maurice Hurt		CB Joshua Shaw	LB Alex Anzalone	DB Jalen Tabor	LB David Reese
OL Carl Johnson	<b>2009 Class (6)</b>	OL Ian Silberman	DL Darius Cummings (JUCO)		DL Jordan Smith
QB Tim Tebow	OL Nick Alajajian	CB Jaylen Watkins	DL Joey Ivie	<b>2015 Class (2)</b>	WR Freddie Swain
RB Chevon Walker	LB Jon Bostic		LB Daniel McMillian	WR Kalif Jackson	RB Mark Thompson (JUCO)
	S Dee Finley	<b>2011 Class (7)</b>	OL Tyler Moore (Transfer)	TE Daniel Imatorbhebhe	QB Kyle Trask
<b>2007 Class (9)</b>	OL Jonothan Harrison	RB Mike Blakely	WR Demarcus Robinson		<b>2017 Class (5)</b>
CB Ahmad Black	DT Edwin Herbert (JUCO)	DL Clay Burton	LB Matt Rolin		DL Kyree Campbell
CB Joe Haden	TE Desmond Parks	P Kyle Christy	RB Kelvin Taylor		TE Kemore Gamble
TE Aaron Hernandez		QB Jeff Driskel			LB James Houston
QB Cameron Newton		TE A.C. Leonard			OL Kadeem Telfort
OL Mike Pouncey		WR Javares McRoy			QB Kadarius Toney
OL Maurice Pouncey		DB De'Ante "Pop" Saunders			
QB Bryan Waggener (JUCO)					
RB Bo Williams					
WR Paul Wilson					

## PLAYERS WHO HAVE SCORED IN THEIR FIRST START (SINCE 1990)

Year	Player	Scoring Play	Opponent	Year	Player	Scoring Play	Opponent
2016	Mark Thompson	3-yard TD run	Kentucky	1991	Willie Jackson	32-yard TD reception from Matthews	Northern Illinois
2009	Chris Rainey	Blocked punt and recovered in end zone	Kentucky	1991	Harrison Houston	Three TD receptions from Matthews (22,37,14)	San Jose State
2008	Jeffery Demps	61-yard TD reception from Tebow	Kentucky	1990	Kevin Randolph	8-yard TD run	Kentucky
2008	Ahmad Black	80-yard interception return	Hawaii	1990	Tre Everett	50-yard TD reception from Matthews	Oklahoma State
2007	Tim Tebow	1-yard run	Western Kentucky	1990	Shane Matthews	1-yard TD run	Oklahoma State
2003	Ciatrick Fason	33-yard pass from Leak, 75-yard run	Arkansas	1990	Dexter McNabb	2-yard TD run	Oklahoma State
2000	Jabar Gaffney	13 & 23-yard TD reception from Grossman	Mississippi St.				
2000	Aaron Walker	19 & 14-yard TD reception from Grossman	Middle Tennessee				
1999	Kirk Wells	Two-point conversion pass from Johnson	Alabama				
1999	Brian Haugabrook	Seven-yard TD reception from Johnson	Kentucky				
1999	Earnest Graham	4 & 11-yard TD runs	Western Michigan				
1997	Jaime Richardson	9 & 28-yard TD receptions from Johnson	Central Michigan				
1997	Doug Johnson	1-yard TD run	Southern Miss				
1995	Jacquez Green	96-yard TD reception from Kresser	Northern Illinois				
1993	Aubrey Hill	18 & 4-yard TD receptions from Dean	Vanderbilt				
1993	Chris Doering	19 & 28-yard TD receptions from Wuerffel	Kentucky				
1992	Jack Jackson	31-yard TD reception from Matthews	Louisiana State				

**ALL-TIME COMEBACKS**

**Fourth Quarter Comebacks (Since 1966)**

Date	Opponent	Largest Deficit (Qtr.)	4th Quarter Deficit	4th Quarter Points	Final
Oct. 8, 1966	@ Florida St.	5	5	8	22-19
Oct. 15, 1966	@ N.C. State	4	4	14	17-10
Nov. 11, 1967	Georgia (Jax)	9	9	10	17-16
Oct. 23, 1971	Maryland	3	3	7	27-23
Nov. 10, 1973	Georgia (Jax)	4	4	8	11-10
Nov. 19, 1977	Utah	10	10	28	38-29
Sept. 4, 1982	Miami	4	4	7	17-14
Sept. 17, 1983	Indiana State	3	3	7	17-13
Oct. 13, 1984	@ Tennessee	3	3	20	43-30
Nov. 1, 1986	Auburn	17	17	18	18-17
Nov. 29, 1986	@Florida St.	3	3	7	17-13
Oct. 7, 1989	LSU	7 (2)	4	13	16-13
Nov. 22, 1997	Florida St. **	4 (1)	1	7	32-29
Sept. 16, 2000	@ Tennessee	5 (2)	3	10	27-23
Nov. 2, 2002	Georgia (Jax)	7 (1)	1	7	20-13
Sept. 27, 2003	@ Kentucky	18	18	21	24-21
Sept. 16, 2006	@ Tennessee	3 (2)	3	7	21-20
Dec. 6, 2008	Alabama^	3 (1,3)	3	14	31-20
Oct. 17, 2009	Arkansas	7 (2, 4)	7	10	23-20
Nov. 10, 2012	Louisiana	7 (4)	7	14	27-20
Oct. 4, 2014	@ Tennessee	9 (4)	9	10	10-9
Sept. 26, 2015	Tennessee	13 (3)	13	14	28-27
Nov. 7, 2015	Vanderbilt	1 (2)	1	3	9-7

\*\*Sugar Bowl; ^ SEC Championship

**Halftime Comebacks (Since 1966)**

Date	Opponent	Largest Deficit (Qtr.)	2nd Half Deficit	2nd Half Points	Final
Sept. 21, 1974	Maryland (Tampa)	3	3	10	17-10
Nov. 5, 1977	Georgia (Jax)	7 (1)	3	12	22-17
Nov. 1, 1980	Auburn	3	3	14	21-10
Oct. 10, 1981	Maryland	7 (1)	1	9	15-10
Sept. 29, 1984	Mississippi St.	5	5	20	27-12
Nov. 8, 1986	Georgia (Jax)	10 (1)	2	21	31-19
Sept. 15, 1990	Alabama	7	7	17	17-13
Nov. 14, 1992	South Carolina	3	3	14	14-9
Nov. 13, 1993	@ South Carolina	17 (2)	3	17	37-26
Sept. 16, 1995	Tennessee	9	9	41	62-37
Oct. 10, 1998	LSU	4	4	16	22-10
Nov. 15, 2003	@ South Carolina	9	9	17	24-22
Nov. 6, 2004	@ Vanderbilt	3	3	20	34-17
Sept. 30, 2006	Alabama	7 (1)	3	21	28-13
Oct. 17, 2009	Arkansas	7 (2, 4)	7	20	23-20
Sept. 8, 2012	@ Texas A&M	10 (2)	7	10	20-17
Sept. 15, 2012	@ Tennessee	7 (2, 3)	7	27	37-20
Oct. 6, 2012	LSU	6 (2)	6	14	14-6
Nov. 3, 2012	Missouri	7 (2)	7	14	14-7
Nov. 24, 2012	@ Florida St.	7 (3)	7	24	37-26
Sept. 26, 2015	Tennessee	13 (3)	10	21	28-27
Nov. 7, 2015	Vanderbilt	1 (2)	1	3	9-7
Nov. 19, 2016	@ LSU	7 (1)	4	13	16-10

**COME FROM BEHIND GAMES (1993-2016)**

**2016**

Score	Lead Began	Lead Ended	Final Score
Georgia 3, UF 0	9:59 in 1st	0:17 in 1st	----
Georgia 10, UF 7	12:02 in 2nd	1:37 in 2nd	UF 24, Georgia 10
LSU 7, UF 0	2:36 in 1st	8:57 in 3rd	UF 16, LSU 10
Iowa 3, UF 0	8:56 in 1st	5:42 in 1st	UF 30, Iowa 3

**2015**

Score	Lead Began	Lead Ended	Final Score
East Carolina 7, UF 0	11:26 in 1st	0:49 in 1st	---
East Carolina 14, UF 10	10:43 in 2nd	7:11 in 2nd	UF 31, East Carolina 24
Tennessee 14, UF 7	8:18 in 2nd	1:26 in 4th	UF 28, Tennessee 27
Vanderbilt 7, UF 6	0:48 in 2nd	2:22 in 4th	UF 9, Vanderbilt 7

**2014**

Score	Lead Began	Lead Ended	Final Score
Kentucky 10, UF 6	5:32 in 3rd	4:27 in 3rd	---
Kentucky 17, UF 13	3:21 in 3rd	:25 in 3rd	---
Kentucky 27, UF 20	1st OT	2nd OT	UF 36, Kentucky 30
Tennessee 3, UF 0	13:23 in 2nd	6:20 in 4th	UF 10, Tennessee 9
Georgia 7, UF 0	9:02 in 1st	8:25 in 2nd	UF 38, Georgia 20
Vanderbilt 7, UF 0	7:41 in 1st	3:34 in 1st	UF 34, Vanderbilt 10

**2013**

Score	Lead Began	Lead Ended	Final Score
Tennessee 7, UF 0	9:23 in 1st	13:23 in 2nd	UF 31, Tennessee 17
Arkansas 7, UF 0	2:09 in 1st	8:33 in 2nd	UF 30, Arkansas 10

**2012**

Score	Lead Began	Lead Ended	Final Score
Bowling Green 7, UF 0	1:17 in 1st	9:29 in 2nd	UF 27, BGSU 14
Texas A&M 3, UF 0	10:34 in 1st	3:51 in 1st	---
Texas A&M 10, UF 7	13:39 in 2nd	13:05 in 4th	UF 20, Texas A&M 17
Tennessee 14, UF 7	8:40 in 2nd	0:30 in 3rd	UF 37, Tennessee 20
LSU 3, UF 0	10:48 in 1st	5:15 in 3rd	UF 14, LSU 6
Vanderbilt 7, UF 0	6:45 in 1st	11:27 in 2nd	UF 31, Vanderbilt 17

Missouri 7, UF 0	6:10 in 2nd	9:03 in 3rd	UF 14, Missouri 7
Louisiana 17, UF 13	4:03 in 3rd	1:42 in 4th	UF 27, Louisiana 20
Florida St. 17, UF 13	8:30 in 3rd	11:01 in 4th	UF 37, Florida St. 26

**2011**

Score	Lead Began	Lead Ended	Final Score
Furman 6, UF 0	8:31 in 1st	3:08 in 2nd	UF 54, Furman 32

**2010**

Score	Lead Began	Lead Ended	Final Score
Miami (Ohio) 3, UF 0	7:01 in 1st	13:14 in 2nd	UF 34, Miami (Ohio) 12
USF 7, UF 0	3:53 in 1st	0:44 in 2nd	UF 38, USF 14
Tennessee 3, UF 0	1:17 in 1st	7:27 in 4th	UF 31, Tennessee 17
LSU 3, UF 0	10:54 in 1st	3:21 in 4th	LSU 33, UF 29

**2009**

Score	Lead Began	Lead Ended	Final Score
Arkansas 7, UF 0	14:57 in 2nd	7:27 in 4th	UF 23, Arkansas 20
Mississippi St., 3, UF 0	9:05 in 1st	3:36 in 1st	UF 29, Mississippi St. 19

**2008**

Score	Lead Began	Lead Ended	Final Score
Alabama 20, UF 17	0:08 left in 3rd	6:20 left in 4th	UF 31, Alabama 20

**2007**

Score	Lead Began	Lead Ended	Final Score
Ole Miss 3, UF 0	5:02 left in the 1st	14:52 left in the 2nd	UF 30, Ole Miss 24
Auburn 7, UF 0	6:16 left in the 1st	7:36 left in the 4th	Auburn 20, UF 17
S. Carolina 14, UF 13	2:21 left in the 1st	12:32 left in the 2nd	UF 51, S. Carolina 31
Michigan 7, UF 0	10:59 left in the 1st	2:37 left in the 1st	---
Michigan 21, UF 14	00:08 left in the 2nd	1:26 left in the 3rd	---
Michigan 31, UF 28	12:16 left in the 4th	5:49 left in the 4th	Michigan 41, UF 35

**2006**

Score	Lead Began	Lead Ended	Final Score
So. Miss. 7, UF 0	12:37 left in the 1st	0:00 left in the 1st	UF 34, So. Mississippi 7
Tennessee 10, UF 7	7:57 left in the 2nd	6:30 left in the 4th	---



Tennessee 17, UF 7	8:40 left in the 3rd	6:30 left in the 4th	---
Tennessee 20, UF 14	10:49 left in the 4th	6:30 left in the 4th	UF 21, Tennessee 20
Kentucky 7, UF 6	4:19 left in the 2nd	0:22 left in the 2nd	UF 26, Kentucky 7
Alabama 7, UF 0	2:47 left in the 1st	2:39 left in the 3rd	---
Alabama 10, UF 0	12:44 left in the 2nd	2:39 left in the 3rd	UF 28, Alabama 13
LSU 7, UF 0	6:45 left in the 1st	0:11 left in the 1st	UF 23, LSU 10
Auburn 3, UF 0	9:00 left in the 1st	4:21 left in the 1st	Auburn 27, UF 17
S. Carolina 7, UF 0	00:26 left in the 1st	1:25 left in the 2nd	---
S. Carolina 10, UF 7	14:51 left in the 4th	10:49 left in the 4th	---
S. Carolina 16, UF 10	8:13 left in the 4th	3:03 left in the 4th	UF 17, S. Carolina 16
Arkansas 21, UF 17	8:33 left in the 3rd	3:47 left in the 3rd	UF 38, Arkansas 28
Ohio State 7, UF 0	14:44 left in the 1st	10:31 left in the 1st	UF 41, Ohio State 14

## 2005

Score	Lead Began	Lead Ended	Final Score
Kentucky 7, UF 0	12:14 left in the 1st	8:42 left in the 1st	UF 49, Kentucky 28
Vanderbilt 7, UF 0	12:44 left in the 1st	5:08 left in the 1st	---
Vanderbilt 42, UF 35	OT #1 – VU Possession	OT #1 – UF Possess.	UF 49, Vanderbilt 42

## 2004

Score	Lead Began	Lead Ended	Final Score
EMU 3, UF 0	8:36 left in the 1st	2:11 left in the 1st	UF 49, EMU 10
Tennessee 14, UF 7	14:16 left in the 2nd	7:32 left in the 2nd	--
Tennessee 30, UF 28	:06 left in the 4th	--	Tennessee 30, UF 28
Kentucky 3, UF 0	6:06 left in 1st	0:00 left in 1st	UF 20, Kentucky 3
Vanderbilt 17, UF 14	6:19 left in 1st	11:36 left in 3rd	UF 34, Vanderbilt 17
S. Carolina 7, UF 0	1:46 left in 1st	6:39 left in 2nd	UF 48, S. Carolina 14

## 2003

Score	Lead Began	Lead Ended	Final Score
San Jose State 3, UF 0	12:47 left in the 1st	8:13 left in the 1st	UF 65, San Jose State 3
Miami 7, UF 0	14:47 left in the 1st	4:15 left in the 2nd	Miami 38, UF 33
Tennessee 7, UF 3	0:00 left in the 2nd	--	Tennessee 24, UF 10
Kentucky 7, UF 0	8:08 left in the 1st	3:15 left in the 4th	UF 24, UK 21
Ole Miss 3, UF 0	12:22 left in the 1st	5:57 left in the first	--
Ole Miss 20, UF 17	1:10 left in the 4th	--	Ole Miss 20, UF 17
LSU 7, UF 0	11:51 left in the 1st	3:17 left in the 1st	UF 19, LSU 7
Vanderbilt 7, UF 0	11:01 left in the 1st	3:17 left in the 1st	UF 35, Vanderbilt 17
S. Carolina 2, UF 0	10:53 left in the 1st	2:01 left in the 3rd	UF 24, USC 22
Florida St. 7, UF 3	1:46 left in the 1st	6:10 left in the 3rd	--
Florida St., 31, UF 27	5:01 left in the 4th	2:50 left in the 4th	--
Florida St. 38, UF 34	0:55 left in the 4th	--	Florida St. 38, UF 34
UF 7, Iowa 0	7:18 left in the 1st	3:56 left in the 1st	Iowa 37, UF 17

## 2002

Score	Lead Began	Lead Ended	Final Score
Ohio 3, UF 0	11:46 left in the 1st	00:53 in the 1st	UF 34, Ohio 6
Kentucky 28, UF 25	3:03 left in the 3rd	00:18 in the 3rd	UF 41, Kentucky 34
Georgia 13, UF 12	00:03 left in the 2nd	11:32 left in the 4th	UF 20, Georgia 13

## 2001

Score	Lead Began	Lead Ended	Final Score
UL-Monroe 6, UF 0	13:30 left in the 1st	2:53 left in the 1st	UF 55, UL-Monroe 6
Georgia 3, UF 0	11:00 left in the 1st	5:23 left in the 1st	UF 24, Georgia 10
South Carolina 7, UF 0	12:11 left in the first	12:15 left in the 2nd	UF 54, South Carolina 17

## 2000

Score	Lead Began	Lead Ended	Final Score
Tennessee 3, UF 0	3:30 left in 1st	8:50 left in 3rd	
Tennessee 20, UF 17	1:43 left in 3rd	0:14 left in 4th	UF 27, Tennessee 23
Georgia 3, UF 0	6:36 left in 1st	5:23 left in 1st	
Georgia 10, UF 9	5:23 left in 2nd	0:30 left in 2nd	UF 34, Georgia 23
Vanderbilt 7, UF 0	9:56 left in 1st	6:40 left in 1st	
Vanderbilt 13, UF 10	2:38 left in 2nd	0:27 left in 2nd	UF 43, Vanderbilt 20
South Carolina 7, UF 3	4:34 left in 1st	1:40 left in 2nd	UF 41, South Carolina 21

\* Also trailed South Carolina 21-3

## 1999

Score	Lead Began	Lead Ended	Final Score
UCF 7, UF 0	9:32 left in 1st	7:02 left in 1st	UF 58, UCF 27
Tennessee 7, UF 3	9:17 left in 2nd	3:37 left in 2nd	UF 23, Tennessee 21
Alabama 7, UF 3	7:45 left in 1st	7:23 left in 1st	
Alabama 10, UF 7	12:53 left in 2nd	8:46 left in 3rd	
Alabama 19, UF 14	6:07 left in 3rd	3:03 left in 3rd	
Alabama 26, UF 22	12:30 left in 4th	5:15 left in 4th	
Alabama 40, UF 39	No Time	No Time	Alabama 40, UF 39
Georgia 14, UF 10	10:47 left in 2nd	5:52 left in 2nd	UF 30, Georgia 14
Florida St. 7, UF 0	5:20 left in 1st	7:39 left in 3rd	
Florida St. 23, UF 16	0:34 left in 3rd	Never	
Alabama 12, UF 7	0:30 left in 2nd	Never	Alabama 34, UF 7

## 1998

Score	Lead Began	Lead Ended	Final Score
Tennessee 7, UF 3	4:52 left in 1st Qtr.	0:20 left in 2nd Qtr.	Tennessee 20, UF 17
Tennessee 17, UF 10	7:36 left in 3rd Qtr.	5:18 left in 3rd Qtr.	Tennessee 20, UF 17
Tennessee 20, UF 17	OT	Never	Tennessee 20, UF 17
Kentucky 14, UF 7	3:42 left in 1st Qtr.	3:17 left in 1st Qtr.	UF 51, Kentucky 35
LSU 3, UF 0	6:28 left in 1st Qtr.	1:14 left in 1st Qtr.	UF 22, LSU 10
LSU 10, UF 6	2:14 left in 2nd Qtr.	12:39 left in 3rd Qtr.	UF 22, LSU 10
Florida St. 13, UF 12	11:31 left in 3rd Qtr.	Never	Florida St. 23, UF 12

## 1997

Score	Lead Began	Lead Ended	Final Score
LSU started 7-0	8:42 in 1st quarter	12:17 left in 3rd (tied)	LSU 28-21
LSU in 3rd 21-14	13:13 4th quarter	Never	LSU 28-21
Florida St. 17-6	8:49 in 2nd quarter	4:13 left in 2nd	UF 32-29

## 1996

Opponent	Deficit (Time Remaining)	Final Score
Vanderbilt 3, UF 0	10:54 left in 1st	8:30 left in 1st
South Carolina 6, UF 0	08:57 left in 1st	5:20 left in 1st
Alabama 7, UF 0	8:52 left in 1st	14:37 left in 2nd

## 1995

Opponent	Deficit (Time Remaining)	Final Score
Houston	UH 14, UF 7 (8:15 in the first quarter)	UF 45, UH 21
Tennessee	UF 30, UF 14 (3:13 in the second quarter)	UF 62, UT 37
Auburn	AU 10, UF 0 (12:06 in the first quarter)	UF 49, AU 38
Florida St.	FSU 3, UF 0 (12:51 in the first quarter)	UF 35, FSU 24
Arkansas	UA 3, UF 0 (7:26 in the first quarter)	UF 34, UA 3

## 1994

Opponent	Deficit (Time Remaining)	Final Score
South Carolina	SC 7, UF 0 (5:51, 1st Quarter)	
	SC 10, UF 7 (9:36, 2nd Quarter)	UF 48, SC 17

## 1993

Opponent	Deficit (Time Remaining)	Final Score
Arkansas State	ASU 6, UF 0 (9:56, 1st Quarter)	UF 44, ASU 6
Kentucky	UK 7, UF 3 (0:59, 1st Quarter)	
	UK 17, UF 9 (10:32, 4th Quarter)	
	UK 20, UF 17 (1:23, 4th Quarter)	UF 24, UK 20
Mississippi St.	MSU 7, UF 0 (8:35, 1st Quarter)	
	MSU 14, UF 7 (1:02, 1st Quarter)	
	MSU 21, UF 17 (7:21, 3rd Quarter)	UF 38, MSU 24
LSU	LSU 3, UF 0 (9:21, 1st Quarter)	UF 58, LSU 3
Georgia	UGA 20, UF 13 (6:56, 2nd Quarter)	UF 33, UGA 26
South Carolina	SC 17, UF 0 (2:58, 1st Quarter)**	
	SC 26, UF 23 (4:11, 3rd Quarter)	UF 37, SC 26
Alabama	UA 7, UF 0 (10:13, 1st Quarter)	
	UA 10, UF 7 (12:02, 2nd Quarter)	UF 28, UA 13

**FLORIDA COACHING STAFFS (1946-present)**

**2016**

Collins, Geoff Defensive Coord./SAF  
 Dixon, Kerry WR  
 Gray, Torrian DB  
 Kent, Mike Dir. of Strength & Conditioning  
 McElwain, Jim Head Coach  
 Nord, Greg TE/Special Teams Coord.  
 Nussmeier, Doug Offensive Coord./QB  
 Rumph, Chris DL  
 Shannon, Randy Assoc. Head Coach/Co-Coord./LB  
 Skipper, Tim RB  
 Summers, Mike OL

**2015**

Collins, Geoff Defensive Coord./SAF  
 Callahan, Kirk DB  
 Dixon, Kerry WR  
 Kent, Mike Dir. of Strength & Conditioning  
 McElwain, Jim Head Coach  
 Nord, Greg TE/Special Teams Coord.  
 Nussmeier, Doug Offensive Coord./QB  
 Rumph, Chris DL  
 Shannon, Randy Assoc. Head Coach/Co-Coord./LB  
 Skipper, Tim RB  
 Summers, Mike OL

**2014**

Dillman, Jeff Dir. of Strength & Conditioning  
 Durkin, D.J. Defensive Coord./LB  
 Hutzler, Coleman Special Teams Coord.  
 Lawing, Brad Asst. Head Coach/DL  
 Lewis, Derek TE  
 Leak, Chris WR  
 Muschamp, Will Head Coach  
 Robinson, Travaris DB  
 Roper, Kurt Offensive Coord./QB  
 Summers, Mike OL  
 White, Brian RB

**2013**

Choate, Jeff Special Teams Coord.  
 Davis, Tim OL  
 Dillman, Jeff Dir. of Strength & Conditioning  
 Durkin, D.J. Defensive Coord./LB  
 Lawing, Brad Asst. HC/DL  
 Lewis, Derek TE  
 Muschamp, Will Head Coach  
 Pease, Brent Offensive Coord./QB  
 Phillips, Joker WR  
 Robinson, Travaris DB  
 White, Brian RB

**2012**

Davis, Tim OL  
 Dillman, Jeff Dir. of Strength & Conditioning  
 Durkin, D.J. LB/Special Teams Coord.  
 Bush Hamdan WR  
 Lewis, Derek TE  
 Muschamp, Will Head Coach  
 Pease, Brent Offensive Coord./QB  
 Robinson, Travaris DB  
 Quinn, Dan Defensive Coord./DL  
 White, Brian RB  
 Young, Bryant DL

**2011**

Durkin, D.J. LB/Special Teams Coord.  
 Hill, Aubrey WR/Recruiting Coord.

Lewis, Derek TE  
 Marotti, Mickey Dir. of Strength & Conditioning  
 Muschamp, Will Head Coach  
 Quinn, Dan Defensive Coord./DL  
 Robinson, Travaris DB  
 Verducci, Frank OL/Run Game Coord.  
 Weis, Charlie Offensive Coord./QB  
 White, Brian RB  
 Young, Bryant DL

**2010**

Addazio, Steve Assoc. Head Coach/  
 Offensive Coord./OL  
 Austin, Teryl Defensive Coord./CB  
 Azzanni, Zach WR  
 Drayton, Stan RB/Recruiting Coord.  
 Durkin, D.J. LB/Special Teams Coord.  
 Heater, Chuck Co-Defensive Coord./SAF  
 Loeffler, Scott QB  
 Marotti, Mickey Dir. of Strength & Conditioning  
 McCarney, Dan Asst. Head Coach/DL  
 Meyer, Urban Head Coach  
 White, Brian TE

**2009**

Addazio, Steve Offensive Coord./OL  
 Bedford, Vance CB  
 Carter, Kenny RB  
 Gonzales, Billy Recruiting Coord./WR  
 Heater, Chuck Asst. Defensive Coord./SAF  
 Loeffler, Scot QB  
 Marotti, Mickey Dir. of Strength & Conditioning  
 McCarney, Dan Asst. Head Coach, Defense/DL  
 Meyer, Urban Head Coach  
 Strong, Charlie Assoc. Head Coach/  
 Defensive Coord./LB

**2008**

Addazio, Steve Asst. Head Coach, Offense/OL  
 Bedford, Vance CB  
 Carter, Kenny RB  
 Gonzales, Billy Recruiting Coord./WR  
 Heater, Chuck Asst. Defensive Coord./SAF  
 Hevesy, John TE/Asst. OL  
 Marotti, Mickey Dir. of Strength & Conditioning  
 McCarney, Dan Asst. Head Coach, Defense/DL  
 Meyer, Urban Head Coach  
 Mullen, Dan Offensive Coord./QB  
 Strong, Charlie Associate Head Coach/  
 Defensive Coord./LB

**2007**

Addazio, Steve OL  
 Drayton, Stan RB  
 Gonzales, Billy WR  
 Heater, Chuck Recruiting Coord./CB  
 Hevesy, John TE/Asst. OL  
 Holliday, John "Doc" Associate Head Coach/SAF  
 Marotti, Mickey Dir. of Strength & Conditioning  
 Mattison, Greg Co-Defensive Coord./DL  
 Meyer, Urban Head Coach  
 Mullen, Dan Offensive Coord./QB  
 Strong, Charlie Asst. Head Coach/  
 Co-Defensive Coord./LB

**2006**

Addazio, Steve OT/TE  
 Drayton, Stan RB

Gonzales, Billy WR  
 Heater, Chuck Recruiting Coord./CB  
 Hevesy, John Guards/Centers  
 Holliday, John "Doc" SAF  
 Marotti, Mickey Dir. of Strength & Conditioning  
 Mattison, Greg Co-Defensive Coord./DL  
 Meyer, Urban Head Coach  
 Mullen, Dan Offensive Coord./QB  
 Strong, Charlie Co-Defensive Coord./LB

**2000**

Broadway, Rod DL/DT/PAT-FG Block  
 Collins, Jim DE/Special Teams/  
 Punt/Punt Return/Recruiting Coord.  
 Dixon, Dwayne WR/Kickoff/Punt Returners/  
 Asst. Passing Game Coord.  
 Glass, Rob Dir. of Strength & Conditioning  
 Hoke, Jon Asst. Head Coach/  
 Defensive Coord./DB  
 Holland, Lawson RB/Co-Special Teams/  
 Kickoff Teams/Hands Team  
 Hunt, John OT/TE-Running Game/  
 PAT-FG Protection  
 Sanders, Bob Asst. Defensive Coord./LB  
 Spurrier, Steve Head Coach  
 Stevens, Jimmy Ray OC/OG/Run Game Coord./  
 Pass Protection Coord.  
 Teevens, Buddy Passing Game Coord./TE/WR/  
 Kickers/Snappers/holders

**1999**

Broadway, Rod DT  
 Collins, Jim Recruiting Coord./  
 Weakside and Middle LB  
 Dixon, Dwayne Asst. Head Coach/WR  
 Glass, Rob Dir. of Strength & Conditioning  
 Hoke, Jon Defensive Coord./DB  
 Holland, Lawson TE/Special Teams Coord.  
 Hunt, John OT  
 Sanders, Bob Asst. Head Coach/  
 DE/Strongside LB  
 Spurrier, Steve Head Coach/Offensive Coord./QB  
 Stevens, Jimmy Ray OC/OG  
 Teevens, Buddy RB

**1998**

Broadway, Rod DT  
 Collins, Jim Recruiting Coord./  
 Weakside and Middle LB  
 Dixon, Dwayne Asst. Coach/WR  
 Franks, Carl Asst. Offensive Coord./RB  
 Holland, Lawson Special Teams Coord./TE  
 Sanders, Bob Asst. Def. Coord./  
 DE/Strongside LB  
 Spurrier, Steve Head Coach/Offensive Coord.  
 Spurrier Jr., Steve Asst. Special Teams Coach/  
 Asst. Offensive Coach  
 Stephens, Jimmy Ray OL  
 Stoops, Bob Asst. Head Coach/  
 Defensive Coord./DB

**2001**

Brindise, Noah Graduate Asst./QB Asst.  
 Collins, Jim Outside LB/  
 Special Teams Coord./Recruiting Coord.  
 Dixon, Dwayne WR  
 Glass, Rob Dir. of Strength & Conditioning  
 Hoke, Jon Asst. Head Coach/Defensive Coord./DB  
 Holland, Lawson RB  
 Hunley, Ricky DL



**1977**

Brown, Don TE/OT/Chief Recruiter  
 Dickey, Doug Head Coach  
 Dunn, Jimmy Offensive Coord.  
 Hall, Jack Kickers and Weights Coach  
 Hatfield, Ken WR/RB  
 Helton, Kim OC/OG  
 Knotts, Doug Defensive Coord./LB  
 Reed, Lambert Defensive Interior  
 Thompson, III, Jack DE  
 Trammell, Allen DB

**1976**

Brown, Don TE/OT/Chief Recruiter  
 Dickey, Doug Head Coach  
 Dunn, Jimmy Offensive Coord.  
 Hall, Jack Kickers and Weights Coach  
 Hatfield, Ken WR/RB  
 Helton, Kim Interior OL  
 Johnson, Brooks Recruiting/Sprint Coach  
 Knotts, Doug Defensive Coord./LB  
 Niblack, Jim Head Junior Varsity Coach  
 Reed, Lambert Defensive Interior  
 Thompson, III, Jack DE  
 Trammell, Allen DB

**1975**

Brown, Don TE/OT/Administrative Asst.  
 Dickey, Doug Head Coach  
 Dunn, Jimmy Offensive Coord.  
 Fuller, Dave Scout Team/Kickers  
 Fulton, Charles Recruiting Coord./Scouting/  
 Junior Varsity Coach  
 Hall, Jack Head Freshmen Coach  
 Hatfield, Ken WR  
 Helton, Kim OC/OG  
 Knotts, Doug Defensive Coord./LB  
 Reed, Lambert Defensive Interior  
 Thompson, III, Jack DE  
 Trammell, Allen DB

**1974**

Breaux, Don WR  
 Brown, Don TE/OT/Administrative Asst.  
 Carr, Bill Academic Supervisor/  
 Asst. Coach and Scout  
 Dickey, Doug Head Coach  
 Dunn, Jimmy Offensive Coord.  
 Fuller, Dave Scout Team Coach  
 Fulton, Charles Recruiting Coord./Scouting/  
 Freshmen Coach  
 Hall, Jack Head Freshmen Coach  
 Hatfield, Ken DB  
 Helton, Kim Interior OL  
 Knotts, Doug Defensive Coord./LB  
 Thompson, III, Jack DL  
 Trammell, Allen DE  
 Webster, Jim Freshmen Defense/  
 Scouting/Recruiting

**1973**

Breaux, Don WR  
 Brown, Don TE and Tackles/  
 Administrative Asst.  
 Carr, Bill Academic Supervisor/  
 Asst. Coach and Scout  
 Dickey, Doug Head Coach  
 Dunn, Jimmy Offensive Coord./QB/RB

Fuller, Dave Scout Team Head Coach  
 Fulton, Charles Freshmen Backfield and Scouting  
 Hall, Jack Freshmen Team Head Coach  
 Hatfield, Ken DB  
 Helton, Kim Interior OL  
 Knotts, Doug Defensive Coord./LB  
 Thompson, III, Jack DL  
 Trammell, Allen Freshmen Defense/Recruiting

**1972**

Brown, Don TE/OT/Administrative Asst.  
 Carr, Bill Academic Supervisor/  
 Asst. Coach and Scout  
 Deal, Don RB  
 Dickey, Doug Head Coach  
 Dunn, Jimmy Offensive Coord./QB/Split WR  
 Fuller, Dave Scout Team Coach  
 Fulton, Charles Freshmen Backfield and Scouting  
 Hall, Jack Head Freshmen Coach  
 Hatfield, Ken DB  
 Haynes, Jimmy OL  
 Knotts, Doug Defensive Coord./LB  
 Thompson, III, Jack DL  
 Trammell, Allen Freshmen Defense/Recruiting

**1971**

Brown, Don TE/Administrative Asst.  
 Deal, Don Head Freshmen Coach/  
 Academic Supervisor  
 Dickey, Doug Head Coach  
 Dunn, Jimmy Offensive Coord./QB/WR  
 Fuller, Dave Scout Team Coach  
 Hall, Jack Chief Recruiting Coord./Asst. Coach  
 Hatfield, Ken DB  
 Haynes, Jimmy OL  
 Infante, Lindy RB  
 Jones, Jack DE  
 Knotts, Doug Defensive Coord./LB  
 Thompson, III, Jack Defensive Interior

**1970**

Brown, Don DB  
 Deal, Don Asst. Scout Team Coach/  
 Academic Supervisor  
 Dickey, Doug Head Coach  
 Dunn, Jimmy Offensive Coord./QB/WR  
 Fulcher, Bill OL  
 Fuller, Dave Scout Team Coach  
 Hall, Jack Chief Recruiting Coord./Asst. Coach  
 Haynes, Jimmy Head Freshmen Coach  
 Infante, Lindy RB  
 Knotts, Doug Defensive Coord./Defensive Interior  
 McGowan, Bubba Recruiting Coord./  
 Freshmen Backs Coach  
 McKinney, George LB  
 Thompson, III, Jack DE

**1969**

Brown, Don DB  
 Ellenson, Eugene Asst. Head Coach/  
 Head Defensive Coach  
 Fuller, Dave Scout-Team Coach  
 Graves, Ray Head Coach/Director of Athletics  
 Haynes, Jimmy Offensive Asst.  
 Infante, Lindy Head Freshmen Coach  
 Kensler, Edward OL  
 McGowan, Bubba WR  
 Pancoast, Fred Head Offensive Coach/

Offensive Backfield  
 Fuller, Dave Head Recruiter  
 Graves, Ray Head Coach  
 Kensler, Ed OL  
 Kinard, Billy DB  
 Pancoast, Fred Offensive Ends  
 Rodgers, Pepper Offensive Coord.  
 Smith, Charles "Rabbit" Head Recruiter  
 Travis, Larry B-Team Asst.

**1968**

Brown, Don DB  
 Ellenson, Eugene Asst. Head Coach/  
 Head Defensive Coach  
 Fuller, Dave B-Team Coach  
 Graves, Ray Head Coach  
 Haynes, Jimmy Head Freshmen Coach  
 Infante, Lindy B-Team Coach  
 Kensler, Edward Head Offensive Coach/OL  
 McGowan, Bubba Offensive End  
 Pancoast, Fred Offensive Backfield  
 Smith, Charles "Rabbit" Head Recruiter  
 Thompson, III, Jack Defensive Interior Line  
 Westbrook, Jack Freshmen Backfield/Scouting/  
 Academic Supervisor

**1967**

Brown, Don DE  
 Ellenson, Eugene Asst. Head Coach/  
 Head Defensive Coach  
 Fuller, Dave B-Team Coach  
 Graves, Ray Head Coach/Director of Athletics  
 Kensler, Edward Head Offensive Coach/OL  
 Kinard, Billy Defensive Backfield  
 McGowan, Bubba Offensive Ends  
 Pancoast, Fred Offensive Backfield  
 Smith, Charles "Rabbit" Head Recruiter  
 Thompson, III, Jack B-Team Coach  
 Travis, Larry Head Freshmen Coach

**1966**

Brown, Don DE  
 Ellenson, Gene Asst. Head Coach/  
 Head Defensive Coach  
 Fuller, David B-Team Coach  
 Graves, Ray Head Coach  
 Kensler, Ed Head Offensive Coach/OL  
 Kinard, Billy DB  
 McGowan, Bubba Offensive Ends  
 Pancoast, Fred Offensive Backfield  
 Smith, Charles "Rabbit" Head Recruiter  
 Thompson, III, Jack B-Team Coach  
 Travis, Larry Head Freshmen Coach

**1965**

Brown, Don DE  
 Eibner, John Head B-Team Coach/Head Scout  
 Ellenson, Gene Asst. Head Coach/  
 Head Defensive Coach  
 Fuller, David Head Freshmen Coach  
 Graves, Ray Head Coach  
 Kensler, Ed Head Offensive Coach/OL  
 Kinard, Billy DB  
 McGowan, Bubba Offensive Ends  
 Pancoast, Fred Offensive Backfield  
 Smith, Charles "Rabbit" Head Recruiter  
 Travis, Larry Asst. B-Team Coach

**1964**

Brown, Don DE  
 Eibner, John Head Scout/B-team Coach  
 Ellenson, Gene Defensive Coord.

Freshmen Head Coach  
 Head Coach  
 OL  
 DB  
 Offensive Ends  
 Offensive Coord.  
 Head Recruiter  
 B-Team Asst.

**1963**

Brown, Don OL  
 Donaldson, John Head Freshmen Coach  
 Dunn, Jimmy Defensive Backfield  
 Dupree, Sterling Head Recruiter  
 Eibner, John Asst. Coach/Head Scout  
 Ellenson, Gene Defensive Coach  
 Fuller, Dave Asst. Varsity Coach  
 Graves, Ray Head Coach/Athletic Director  
 Mooney, Ottis Asst. Defensive Coach  
 Rodgers, Pepper Offensive Coord.

**1962**

Brown, Don Asst. DL  
 Donaldson, Jack Defensive Backfield  
 Dunn, Jimmy Asst. Backfield  
 Dupree, Sterling Head Recruiter  
 Eibner, John Asst. Coach/Head Scout  
 Ellenson, Gene OL  
 Fuller, Dave Head Freshmen Coach  
 Graves, Ray Head Coach/Athletic Director  
 Green, Jack Athletic Director Asst./  
 Defensive Coach  
 Rodgers, Pepper Offensive Coord.

**1961**

Donaldson, John Asst. Coach  
 Dunn, Jimmy Asst. Coach  
 Dupree, Sterling Asst. Coach/Head Recruiter  
 Eibner, John Asst. Coach/Head Scout  
 Ellenson, Gene Asst. Coach  
 Fuller, Dave Asst. Coach  
 Graves, Ray Head Coach/Athletic Director  
 Green, Jack Asst. Coach  
 Powell, Jim Asst. Coach  
 Rodgers, Pepper Asst. Coach

**1960**

Donaldson, John Asst. Coach  
 Dunn, Jimmy Full Student Asst. Coach  
 Eibner, John Asst. Coach/Head Scout  
 Ellenson, Gene Asst. Coach  
 Fuller, Dave Freshmen Football Coach  
 Graves, Ray Head Coach/Athletic Director  
 Green, Jack Asst. Coach  
 Mauer, John DE  
 Powell, Jim Offensive Ends  
 Rodgers, Pepper Asst. Coach  
 Scarborough, Earl LB



**1959**

Cara, Mac	Offensive Backfield
Foldberg, Hank	OL
Fuller, Dave	DB
Hooser, Hobe	DL
Jones, Dick	Asst. Coach
Lyle, Sam	Asst. Coach
Mauer, John	DE/LB
Powell, Jim	Head Freshmen Coach
Robinson, Harvey	Head Backfield Coach
Scarborough, Earl	Asst. Coach
Woodruff, Bob	Head Coach/Athletic Director

**1958**

Cara, Mac	Offensive Backfield
Foldberg, Hank	OL
Fuller, Dave	DB
Hooser, Hobe	DL
Jones, Dick	Asst. Coach
Mauer, John	DE
Powell, Jim	Head Freshmen Coach
Robinson, Harvey	Head Backfield Coach
Scarborough, Earl	Asst. Coach
Woodruff, Bob	Head Coach/Athletic Director

**1957**

Cara, Mac	Asst. Coach
Eibner, John	Head Scout/Asst. Coach
Foldberg, Hank	OL
Fuller, Dave	Asst. Backfield
Hooser, Hobe	DL
Jones, Dick	Asst. Coach
Mauer, John	DE
Robinson, Harvey	Head Backfield Coach
Scarborough, Earl	Asst. Coach
Woodruff, Bob	Head Coach/Athletic Director

**1956**

Cara, Mac	Asst. Coach
Eibner, John	Asst. Coach/Head Scout
Foldberg, Hank	OL
Fuller, Dave	Asst. Backfield
Hooser, Hobart	DL
Jones, Dick	Asst. Coach
Mauer, John	DE
Robinson, Harvey	Head Backfield Coach
Tate, Charlie	Freshmen Football Coach
Woodruff, Bob	Head Coach/Athletic Director

**1955**

Cara, Mac	Asst. Coach
Eibner, John	Head Scout/Asst. Coach
Foldberg, Hank	OL
Fuller, Dave	Freshmen Coach
Hall, Dale	Offensive Backs
Hooser, Hobe	DL
Jones, Dick	Asst. Coach
Mauer, John	DE
Robinson, Harvey	DB
Woodruff, Bob	Head Coach/Athletic Director

**1954**

Cara, Mac	Backfield
Eibner, John	Head Scout
Foldberg, Hank	OL and Ends
Fuller, Dave	Freshmen Coach
Hall, Dale	Offensive Backs
Hooser, Hobe	DL
Jones, Dick	Freshmen Coach
Mauer, John	DB and Ends
Woodruff, Bob	Head Coach/Athletic Director

**1953**

Eibner, John	Head Scout
Foldberg, Hank	OL and Ends
Fuller, Dave	DB
Cara, Mac	Offensive Backs
Hooser, Hobart	DL
Lyle, Sam	Asst. Coach
Powell, Jim	Freshmen Coach
Mauer, John	DB and LB
Rauch, John	QB
Woodruff, Bob	Head Coach/Athletic Director

**1952**

Cara, Mac	Asst. Coach
Eibner, John	Head Scout
Foldberg, Hank	OL and Ends
Fuller, Dave	Asst. Backfield
Hooser, Hobe	DL
Robinson, Harvey	Head Backfield
Jones, Dick	Freshmen Coach
Mauer, John	DB and Ends
Scarborough, Earl	Asst. Coach
Woodruff, Bob	Head Coach/Athletic Director

**1951**

Coleman, Tonto	Offensive Ends/ Head B-Team and Freshmen
Dellastatious, Bill	Asst. Coach
Eibner, John	OL
Fuller, Dave	Asst. Coach
Hooser, Hobe	DL
Kynes, Jimmy	Student Asst.
Mauer, John	DB
Montsdeoca, Fred	Student Asst.
Sauer, John	Offensive Backs
Woodruff, Bob	Head Coach/Athletic Director

**1950**

Batista, Julius "Mush"	Freshmen Asst.
Broyles, Frank	DB
Coleman, Tonto	Head Freshmen Coach
Eibner, John	OL
Fuller, Dave	Freshmen Asst.
Hooser, Hobe	DL
McAllister, Sam	B-Team Coach
Sauer, John	Offensive Backs
Woodruff, Bob	Head Coach/Athletic Director

**1949**

Batista, Julius "Mush"	Freshmen Line Coach
Dupree, Sterling	Backfield Coach
Fuller, Dave	Freshmen Backfield Coach
McAllister, Sam	Scout Team Coach
Severin, Paul	Head Freshmen Coach
Shoemaker, Perron	End Coach
Twomey, Ted	Line Coach
Wolf, Raymond "Bear"	Head Coach/Athletic Director

**1948**

Batista, Julius "Mush"	Freshmen Line Coach
Dupree, Sterling	Backfield Coach
Fuller, Dave	Freshmen Backfield Coach
McAllister, Sam	Head Freshmen Coach
Severin, Paul	End Coach
Twomey, Ted	Line Coach
Wolf, Raymond "Bear"	Head Coach/Athletic Director

**1947**

Batista, Julius "Mush"	Asst. Coach
Brannon, Buster	Backfield Coach
Fuller, Dave	Asst. Coach
McAllister, Sam	Freshmen Coach
Severin, Paul	End Coach
Twomey, Ted	Line Coach
Wolf, Raymond "Bear"	Head Coach/Athletic Director

**1946**

Batista, Julius "Mush"	Asst. Coach
Brannon, Buster	Backfield Coach
McAllister, Sam	Freshmen Coach
Fuller, Dave	Asst. Coach
Severin, Paul	End Coach
Twomey, Ted	Line Coach
Wolf, Raymond "Bear"	Head Coach/Athletic Director

**NFL Personnel ... A Gator Touch**

As of May 25, 2017, these former Florida players and/or coaches are members of NFL staffs.

	<b>UF Position</b>	<b>Years at UF</b>	<b>Current NFL Team</b>	<b>Current Position</b>
Teryl Austin	Defensive Coordinator	2010	Detroit Lions	Defensive Coordinator
Zach Azzanni	Wide Receivers	2010	Chicago Bears	Wide Receivers
Casey Callahan	Recruiting Assistant	2014-16	Tennessee Titans	Scout
Ran Carthon	Player (RB)	2000-03	San Francisco 49ers	Director of Pro Personnel
Mark DeLeone	Quality Control	2010	Kansas City Chiefs	Assistant Linebackers
George Edwards	Graduate Assistant	1991	Minnesota Vikings	Defensive Coordinator
Torrian Gray	Defensive Backs	2016	Washington Redskins	Defensive Backs
Bush Hamdan	Wide Receivers	2012	Atlanta Falcons	Quarterbacks
Will Harriger	Graduate Assistant	2012-13	Seattle Seahawks	Assistant Quarterbacks
Ike Hilliard	Player (WR)	1994-96	Washington Redskins	Wide Receivers
Jon Hoke	Defensive Coordinator	1999-2001	Tampa Bay Buccaneers	Defensive Backs
C.J. Leak, Jr.	Graduate Assistant	2006	New Orleans Saints	Combine Scout
Scott Levin	Recruiting Assistant	2014	Cleveland Browns	Scout
Marquand Manuel	Player (DB)	1998-2001	Atlanta Falcons	Defensive Coordinator
Mike Mularkey	Player (TE)	1980-82	Tennessee Titans	Head Coach
Dan Quinn	Defensive Coordinator	2011-12	Atlanta Falcons	Head Coach
Howie Rosman	Student	1995-98	Philadelphia Eagles	Executive VP of Football Operations
James Rowe	Quality Control	2015	Washington Redskins	Assistant Defensive Backs
Bob Sanders	Defensive Line/Linebackers	1990-2000	Arizona Cardinals	Linebackers
Nick Schiralli	Graduate Assistant	2006-07	Denver Broncos	Scout
Brian Schottenheimer	Player (QB)	1994-96	Indianapolis Colts	Quarterbacks
Cedric Smith	Player (RB)	1986-89	Denver Broncos	Assistant Strength & Conditioning
Tyke Tolbert	Tight Ends	2002	Denver Broncos	Wide Receivers
Anthony Weaver	Graduate Assistant	2010	Houston Texans	Defensive Line
Bryant Young	Defensive Line	2011-12	Atlanta Falcons	Defensive Line
Ron Zook	Head Coach 2002-04, Asst Coach 1991-95		Green Bay Packers	Special Teams Coordinator

## ALL-TIME LETTERWINNERS

Efforts have been made to make this list as accurate as possible. We will gladly consider any corrections, additions or deletions to this list.

Send to: [SIDmail@gators.ufl.edu](mailto:SIDmail@gators.ufl.edu)

Attention: Football Lettermen

## AAA

Abbott, Frederic M.	1970, 71, 72
Abdelnour, Thomas A.	1967, 68, 69
Ackerman, Brady	1990, 91
Acosta-Rua, Fernando	1988
Adams, Andre E.	1985
Adams, Cody	2013
Adams, Lawrence H.	1971, 74
Adams, Roger	1944
Adkins, Mitty	1948, 49
Adkins, Robert M.	1974, 77
Agee, Joseph R., III	1969
Ajagbe, Gideon	2011, 13, 14
Alajajian, Nick	2010, 11
Albertson, Arthur	1906
Albury, Charles D.	1968, 69
Alderman, Tom	1906
Alexander, Bennie	1998, 99, 2000, 01
Alford, Lutrell	2007
Allen, Joseph L.	1973, 74, 75
Allen, Richard A.	1956, 57, 59
Allen, Tremayne	1995, 96
Allen, William Theo	1982
Alli, Stephen	2010, 11, 12
Alvarez, Carlos	1969, 70, 71
Amelung, Frank A., Jr	1967, 68, 69
Ancrum, Luke	2016
Anderson, Anthony L.	1973, 74
Anderson, B. G.	1920
Anderson, C. A.	1919, 20
Anderson, Charlie "Neal"	1982, 83, 84, 85
Anderson, Eric	1984
Anderson, Jerry D.	1964, 65, 66
Anderson, Kris H.	1971, 72, 73
Anderson, Markihe	2006, 07, 08, 09
Anderson, Myrick R.	1989, 90, 91, 92
Anderson, R. T.	1931
Anderson, Tom	1931
Anderson, W. F.	1925
Andrades, Raphael	2012, 15
Anthony, Reidel	1994, 95, 96
Antwine, Brandon	2006, 08, 09, 10
Anzalone, Alex	2013, 14, 16
Appleby, Austin	2016
Archie, Pete	1991, 92
Arfaras, Nicholas I.	1958, 59, 60
Armstrong, Scott W.	1984, 85, 86
Armstrong, Trace	1988
Ash, Terry D.	1970
Atkins, Avery	2005
Augustine, Zephryn	2002, 03, 04
Aust, Clifton E.	1971, 72, 73
Aydt, Timothy E.	1975, 76, 77
Ayers, William	1957, 58

## BBB

Badeaux, Ernie	1996
Baeszler, Marquis C.	1964, 65, 66
Bagwell, Archie	1940
Bailey, Alvin	2015
Bailey, Cory	2001, 02, 03, 04

Baker, Dallas	2003, 04, 05, 06
Baker, Henry	1908, 09
Baker, Jay S.	1985
Baker, P. O.	1916, 19, 20
Baker, Tyrone	1994, 96, 97
Balas, Leonard C.	1950, 51, 52
Baldry, Derek	2007
Baldwin, Gregory S.	1988, 89
Ball, Clinton R.	1973, 74, 75
Ball, Neiron	2010, 12, 13, 14
Barber, John	1942
Barber, Terence B.	1988, 89, 90
Barber, Vernon S.	1973, 74, 75, 76
Barchan, Joseph	1922
Barfield, John W.	1965, 66, 67
Barker, Allie	1931
Barnard, David	1992, 93, 94, 95
Barnes, Donald L.	1952
Barnhart, David L.	1968
Barr, Jimmy D.	1969, 71
Barrett, Donald James	1964, 65, 66
Barrington, Glenn	1942
Barrow, Gregory John	1980
Barrow, John B.	1953, 54, 55, 56
Barrs, Albert	1906
Bartleson, Charles	1908
Bartley, Ephesians	1988, 89, 90, 91
Bartley, Jason	1992, 93, 94, 95
Bartruff, William Owen	1986, 87, 88
Bass, Billy	1952, 53, 54
Bates, James	1993, 94, 95, 96
Batten, Thomas E., Jr	1961, 62
Battista, Julius B.	1938, 39, 40
Battle, Ronnie	1994, 95, 96, 97
Beach, James E.	1948, 49
Beauchamp, Tim	1995, 96, 97
Beaver, James E.	1959, 60, 61
Beavin, Paul T.	1987
Beck, Cecil	1925, 26, 27
Beck, George	1933
Beckman, Lars E.	1964, 65
Beckwith, Jack	1933, 34, 35
Beeler, P. R.	1912
Beemer, Gary	2010
Belden, Douglas R.	1946, 47, 48
Bell, Kerwin D.	1984, 85, 86, 87
Bell, Reed	1944
Bell, Steven	2003
Bell, William R.	1977, 78, 79
Benjamin, Basil	1986
Bennek, William I.	1977, 78
Bennett, Bruce	1963, 64, 65
Bennett, Franklin	1936
Beno, Andy	1939
Benson, James E., Jr	1964, 65, 66
Bentfrou, W.	1921
Berlin, Brock	2000, 01
Bernhard, Drayton	1931, 32, 33
Bernhardt, James T., III	1963, 64
Berry, John J.	1938
Bethea, L. R.	1928, 29, 30
Bie, O. A.	1922
Bilinski, Leo	1933
Bilkie, Chris	1991, 92, 93, 94
Billett, Rodney Charles	1982, 83, 84
Billins, Mike V.	1989
Bilyk, Gerald L.	1952, 53, 54
Bishop, Homer	1925

Bishop, Howard	1925, 26, 27
Bishop, Thomas W.	1946, 47
Black, Ahmad	2007, 08, 09, 10
Blackett, Roderick	2007, 08
Blackshear, Cheston	1996, 97, 98, 99
Blair, Richard H.	1957
Blair, Steven S.	1975, 76, 77
Blalock, Jack	1937, 38
Blank, Ralph	1941
Blavi, Richard H.	1957
Blaylock, Andrew	2009
Bludworth, David H.	1961
Boardman, Hollis C.	1971, 72, 73
Boateng, Nyan	2005
Boedy, Robert F.	1972, 73
Bolduc, Norman	1991
Bolton, William O., Jr.	1954, 55, 56
Bond, John S., Jr.	1924
Bond, William B.	1928
Boney, Clark H., Jr.	1955, 56, 57
Bono, Louis	1927, 28
Booker, William E.	1956, 57, 58
Booth, James K.	1971
Borajkiewicz, Joseph L.	1981
Bostic, Jonathan	2009, 10, 11, 12
Bostwick, Jay-nard	2014
Bowden, David R.	1972, 73
Bowen, Hunter S.	1969, 70
Bowen, Paul	1994
Bowyer, Ernest J.	1926, 27, 28
Bracken, Andrew J.	1941, 42
Bradley, Victor Andrew	1981
Branch, Harold T.	1948
Brandon, Michael B.	1989, 90, 91
Brannon, C. S.	1917
Brannon, Hill, Jr.	1950, 51, 52
Brantley, Caleb	2014, 15, 16
Brantley, John, III	1977, 78
Brantley, John, IV	2008, 09, 10, 11
Brantley, Richard A.	1957, 58, 59
Brantley, Scot E.	1976, 77, 78, 79
Braun, Chris	1993, 94
Bray, H. Thompson	1947, 48
Bretschi, Kenneth P.	1957
Brewer, Rodney L.	1984, 85, 86
Brindise, Noah	1995, 96, 97
Brinson, Larry S.	1973, 74, 75, 76
Brissett, Jacoby	2011, 12
Broadus, Loren A.	1947, 48, 49, 50
Brock, Paul	1936, 37
Brodsky, Joe	1953, 54, 55, 56
Brodsky, Joseph, Jr.	1978
Bromley, Chris R.	1987, 88, 89, 90
Bromley, Philip Eugene, III	1981, 82, 83, 84
Brooks, Hubert E.	1950, 51, 52
Brooks, Nick	2005, 06
Brooks, Rodney Andrew	1978, 80
Brown, Aaron	1948, 49
Brown, Alex	1998, 99, 2000, 01
Brown, Ben	1998, 99, 2001
Brown, Donald E.	1949, 50, 51
Brown, J. Alton	1933, 34, 35
Brown, J. Henry	1984, 85, 86, 87
Brown, Jeremy	2010, 12, 13
Brown, Johnell	1979, 80, 81, 82
Brown, Joseph B.	1964, 65
Brown, Lomas	1981, 82, 83, 84
Brown, Mack	2011, 12, 13, 14

Brown, Merrell R.	1961, 62, 63
Brown, Mike	1990
Brown, Paul	1932
Brown, Ray T.	1952, 53, 54, 55
Brown, Richard	1923, 24, 25
Brown, Teako	1995, 96, 97, 98
Brown, Trell	1977
Brown, Trenton	2013, 14
Brown, Varoly Agusta	1979, 80, 81, 82
Brown, Vernell, Jr.	2002, 03, 04, 05
Brown, Vernell, Sr.	1982, 83, 84, 85
Brown, Wallace	1933, 34
Browne, Richard S.	1971, 72, 73
Browning, Pat	1995, 97
Brumbaugh, Carl	1927, 28
Brumby, Robert	1924
Bryan, Joe	1927, 28
Bryan, Scott	1996, 97, 98
Bryan, Taven	2015, 16
Bryan, William E.	1932, 33
Bryant, G. K.	1925
Bucha, Mike	1938, 39, 40
Buchanan, Richard A.	1969, 70, 71
Buck, Shaw	1931
Buie, A. P.	1910, 11, 12, 13
Bullard, Jonathan	2012, 13, 14, 15
Bullard, Thaddeus	1997, 98, 99, 2000
Bullock, Carlos E.	1933
Bullock, J. R.	1911, 12, 13
Burch, Shannon Leonard	1978, 81
Burden, Gregory H.	1984, 85
Burdge, Derrick E.	1977, 78
Burford, Robert R.	1954, 55, 56
Burgess, John E.	1952, 53, 54, 55
Burgess, Rick	2009
Burke, William C.	1954
Burnett, John	1925
Burnett, P. H.	1922
Burnett, Webbie D.	1986, 87
Burns, Jack C.	1968, 69, 70
Burroughs, John	1935
Burton, Clay	2011, 12, 13, 14
Burton, Trey	2010, 11, 12, 13
Bushell, Adrian	2009
Bushnell, Byron	1915
Butler, Alvin	2004
Butler, Alvin B.	1972, 73, 74
Butler, Gene	1932
Butler, Lance	2003, 04, 05
Butz, Clyde O.	1959
Byers, Bernarr M.	1968
Byrd, C. Y.	1922
Byrd, Walter O'Neal	1982, 84, 85, 86
Byrge, Earl	1965

## CCC

Cahill, Leo	1939, 40, 41
Cain, Herbert A.	1976
Cain, Hunter	2005
Cain, John J.	1976
Caldwell, Andre	2003, 04, 06, 07
Caldwell, Reche	1999, 2000, 01
Calhoun, Kelvin	1988
Callahan, Melton V.	1965
Callaway, Antonio	2015, 16
Cameron, Glenn S.	1972, 73, 74
Cameron, Jeff	1982

Campbell, David	2012, 13	Clarke, Hagood, III	1961, 62, 63	Cronkrite, Jordan	2015, 16	DeLaney, Paul	1937
Campbell, Jayme	1998, 99	Clayton, Antonneous	2016	Cross, William I.	1976	DeLaTorre, Stephen J.	1952, 53, 54, 55
Campbell, Mark	1992, 93, 94, 95	Clemons, Gordon	1917, 18, 19	Crouch, Gantt	1990, 91, 92, 93	Delloff, Donald	1927
Canova, W. F.	1917	Clemons, Justin	1926, 27, 28	Crowder, Channing	2003, 04	Delloff, Willie	1926, 27, 28
Cansler, Dale B.	1958, 59	Clemons, W. N.	1928, 29, 30	Crum, Brian	2004, 05, 06	Demps, Jeff	2008, 09, 10, 11
Capel, John	1998, 99	Cleveland, Gregory Leon	1982, 83, 85	Culler, John	1931	Dempsey, James F.	1946, 47, 48, 49
Cappleman, H.L.	1909, 14	Cleveland, Tyrie	2016	Culpepper, I. Blair	1957, 58	Dennis, Guy D.	1966, 67, 68
Card, Jack D.	1964, 65, 66	Cliett, Gary	1964, 65	Culpepper, J. Broward "Brad"	1988, 89, 90, 91	Dent, John C.	1961, 62, 63
Carey, Craig	1991	Clifford, John J.	1970, 71, 72	Culpepper, Philip B.	1960, 61, 62	DeVane, O. C.	1915, 16, 19
Carlisle, Cooper	1996, 97, 98, 99	Clifford, Thomas A.	1973, 74, 75	Cummings, Darius	2013, 14	Deveaux, Jamall	2007, 08
Carlton, James M.	1952	Clifton, William	1962	Cummings, Robert C.	1951	Dewell, John	1937
Carlton, R. A.	1922	Cline, James L.	1974, 75, 76, 77	Cummings, Rowland	1983, 84, 85	Dewitt, Barry G.	1986
Carlton, T. Hoyt	1920, 21	Coarsey, J. M.	1911, 12, 13	Cummins, John R.	1951	Diamond, Bair	2015
Carodine, Miguel	2010	Cobbe, Charles T.	1932	Cummins, Richard	1951	Diamond, Gregg	1990, 91
Carpenter, Darrell	2003, 04	Coburn, H. Kyle	1977, 78, 79	Cunningham, Jermaine	2007, 08, 09	Dickens, Gerold Devan	1983, 84, 85, 87
Carpenter, Darrell F.	1973, 74, 75, 76	Cochran, James	1949	Curry, Ivory	1980, 81, 82	Dickey, Mark	1980
Carr, Earl	1975, 76, 77	Codrington, Simon	2006	Curtis, John	2007	Dickey, Donald B.	1975, 76
Carr, William C.	1964, 65, 66	Cody, Ernest	1938	Curtis, Reid A.	1932	Dickey, Douglas A.	1951, 52, 53
Carroll, Bo	1997, 98, 99, 2000	Coe, Harry	1906	Cutcliffe, C. Paige	1965, 66	Dickey, Gavin	2004, 05
Carroll, Travis	2000, 01	Cohen, Joe	2003, 04, 05, 06	Czyzewski, Arden	1989, 90, 91	Didio, Nick	1964, 65, 66
Carte, B. S.	1944, 45, 46	Cohen, Michel	1991, 92			Dillard, Cam	2014, 15, 16
Carter, Deshawn	2002, 04	Cohens, Willie	1995, 96, 97, 98			Dilts, Russell, J.	1958, 59
Carter, Kevin	1991, 92, 93, 94	Cole, Dale M.	1987	<b>DDD</b>		Dingman, Virgil	1945
Carthon, Ran	2000, 01, 02, 03	Cole, John	1964, 65, 66	D'Agostino, Joe A.	1951, 52, 53	Dixon, Cal	1988, 89, 90, 91
Carver, Corlis R.	1947, 48, 49	Cole, Marshall	1969, 70	D'Aguile, Frank	1942	Dixon, Daryl	1999, 2000, 01, 03
Cary, Stanley	1942	Cole, Samuel	1948	Daniel, Marvin R.	1957	Dixon, Dwayne Keith	1980, 81, 82, 83
Casares, Richard J.	1951, 52, 53	Coleman, Christopher	2009	Daniels, Dexter	1992, 93, 94, 95	Dixon, Ray C.	1922
Case, Lawrence	1923	Coleman, Robert W.	1968, 69	Daniels, John	1990	Dixon, Roger	2014, 15
Casey, Charles A.	1963, 64, 65	Coleman, Ronald L.	1976, 78, 80	Daniels, Tracy D.	1985, 87, 88	Dodd, Frank	1918
Casey, Tate	2004, 05, 06, 08	Collins, Chester T., Jr.	1959, 60, 61	Darby, Alvis R.	1973, 74, 75	Dodd, Robert L., Jr.	1960, 61
Cash, William K.	1960, 61, 62	Collins, Juan L.	1977, 78	Daty, Arthur	1922	Doddridge, Rock E.	1970
Cassidy, Arch W.	1953, 54	Collins, Mo	1995, 96, 97	David, Claude Lee	1950, 51, 52	Dodds, Frank	1918
Cawen, William	1941	Collins, P. F.	1915, 16	Davidson, Peter B.	1956, 57, 58	Doe, Dustin	2006, 07, 08, 09
Cawthon, Rainey	1927, 28, 29	Collinsworth, A. Cris	1977, 78, 79, 80	Davis, Andra	1998, 99, 2000, 01	Doel, Duane P.	1970
Chambers, Derrick	1997, 98, 99, 2000	Colon, Jonathan	2001, 02, 03, 04	Davis, Calvin Jerome	1980, 81	Doering, Chris	1993, 94, 95
Champlon, Ralph	1925	Colson, Gordon W.	1964, 65, 66	Davis, Cameron	1993, 94, 95, 96	Dolfi, Thomas N.	1975
Chandler, Don G.	1954, 55	Condon, Thomas F.	1971	Davis, Clyde	1924, 25, 26	Doll, Ronald D.	1972
Chandler, Jeff	1998, 99, 2000, 01	Connell, H. R.	1917, 18, 19	Davis, F. G.	1909, 10, 11	Donahoo, Thomas M.	1959
Chandler, Wesley S.	1974, 75, 76, 77	Conover, William L.	1978	Davis, Henry A.	1974, 75, 76	Donigan, Jimbo	1979
Chaplin, Charlie	1930	Conrad, Gene G.	1970, 71	Davis, James M.	1984, 85, 86, 87	Dorminey, James Dale	1980, 83, 84
Chaplin, James	1924, 25, 26	Cook, Kendall	1992, 93	Davis, Jarrad	2013, 14, 15, 16	Dorminy, Albert C.	1972
Chapman, Howard G.	1952, 53	Coons, John D.	1966, 67	Davis, Joseph P.	1951	Dorsett, Luke M.	1929, 30, 31, 32
Charles, Taurean	2003	Cooper, Collins	1996, 97, 98	Davis, Judd	1992, 93, 94	Dorsey, Travaris	2015
Charles, William	1932	Cooper, Riley	2006, 07, 08, 09	Davis, Keivonnis	2015, 16	Dorsey, William J.	1966, 67, 68
Charlton, Clifford T.	1984, 85, 86, 87	Corbett, Roy	1906, 07, 08	Davis, Nelson P.	1937	Doty, Arthur E.	1921, 22
Chase, L. C.	1922	Corey, Josh	1994, 95	Davis, Reggie	1998, 99	Douglas, Donald R.	1989
Chase, W. W.	1933, 34, 35	Corker, Derrick	1999	Davis, Robert G.	1952, 53, 54	Douglas, E. Dewayne	1951, 52
Cheney, Andrew B.	1969, 70, 71	Corlew, Reginald R.	1984, 85, 86, 87	Davis, Robert S.	1973	Dowdy, Ronald	2004
Cherry, H. Spurgeon	1930, 31	Cornelius, Jemalle	2003, 04, 05, 06	Davis, Sam F.	1931, 32, 33	Dowdy, William E.	1969, 70, 71
Chesser, Joe E.	1945, 46, 47	Cornwall, Sam	1923, 24	Davis, Tony	1992, 93	Dowling, Ham	1915
Chester, Ed	1995, 96, 97, 98	Corry, William W.	1940, 41, 42	Davis, Torrey	2007, 08	Downie, Charles V. "Pepper"	1982, 83, 84
Chorniewy, Thomas F.	1973	Council, Keith	1994, 95, 96	Dawson, Duke	2014, 15, 16	Downs, Bobby C.	1966, 67
Christian, Floyd	1934, 35, 36	Cowans, Alvin J.	1973, 74, 75, 76	Dawson, Jeffery T.	1985, 86	Drew, Douglas Edward	1980, 81, 82, 83
Christian, Floyd T., Jr	1966, 67, 68	Cowen, J. William	1939, 40, 41	Day, Jeffrey T.	1988	Drew, Horace	1945
Christian, Gerald	2010	Cowsert, I. T.	1914	Deal, Aaron	1999, 2000	Driggers, R.	1920
Christie, W. M.	1912	Cox, Abner	1935	Deal, Don Lee	1958, 59, 60	Driskel, Jeff	2011, 12, 13, 14
Christy, Kyle	2011, 12, 14	Cox, Asa J.	1957, 58, 59	Dean, Charlie	1990, 91, 92, 93	DuBose, Dewayne	2001
Church, Johnie	1992, 93, 94, 95	Cox, Bryan, Jr.	2013, 14, 15, 16	Dean, George R.	1966, 67, 68	DuBose, Ernie	1995, 96
Cianci, Tony	1939, 40, 41	Cox, John O'Neal	1921	Dean, Jason	1994, 95, 96	DuBose, Jimmy D.	1973, 74, 75
Cimock, Shane	2005	Cox, John O'Neal, Jr.	1948, 49	Dean, Terry	1991, 92, 93, 94	Dudley, Craig	1997, 99
Clark, Carroll H., Jr.	1969, 70, 71	Crabtree, Clyde	1927, 28, 29	Dean, Thomas F.	1960, 61	Duhart, Paul	1942
Clark, Khairi	2015, 16	Crabtree, John M.	1937, 38	Dearing, William H.	1952, 53	Duhart, Thomas	1984, 85
Clark, Michael Hugh	1978, 80	Crawford, Jeff	1961	Debose, Andre	2010, 11, 12, 14	Dunbar, Quinton	2011, 12, 13, 14
Clark, Randy Charles	1981, 82, 83	Creveling, Jeff	2001	Dedge, Al	1929	Duncan, Fred H.	1921, 22
Clark, Ray I.	1987	Criswell, Ray Allen	1982, 83, 84, 85	Dee, Steven	1991	Duncan, Monty	1990, 91, 92, 93
Clark, Robert	2010	Crofoot, John	2010, 11, 12	Degory, Michael	2002, 03, 04, 05	Dunlap, Carlos	2007, 08, 09
Clark, Brian Matthew	1979, 80, 81	Crofoot, Kyle	2012, 13, 14	Deitz, Mike	1994	Dunn, E. McAuley, Jr.	1961
Clark, Tim	2013	Cromartie, Robert	1998, 99, 2000, 02	Del Rio, Luke	2016	Dunn, Henry H., Jr.	1969

**ALL-TIME LETTERWINNERS**

Dunn, James H. 1956, 57, 58  
 Dupree, L. B., Jr. 1945  
 Dupree, Lawrence W. 1962, 63, 64  
 Dupree, Michael D. 1976, 77, 78  
 Durden, John P. 1988, 89  
 Durrance, Thomas L. 1969, 70, 71  
 Dutton, W. Conrad 1946, 47  
 Duven, Gary G. 1966, 67, 68  
 Dyal, Lawrence E. 1952  
 Dye, Dewey 1918  
 Dyer, James A. 1944, 45

**EEE**

Earman, J. G. 1906  
 Easley, Dominique 2010, 11, 12, 13  
 Easmon, Willie Chas "Ricky" 1981, 82, 83, 84  
 Eastman, Ward T. 1973  
 Eaton, James M. 1955, 56  
 Eckdahl, Jack L. 1967, 68, 69  
 Ecker, Gary 1971  
 Edge, Dwight 1997, 98  
 Edge, Shayne 1991, 92, 93, 94  
 Edgington, Dan T. 1957, 58, 59  
 Edmiston, Bart 1992, 95, 96  
 Edmonds, Maurice 1950, 51, 52  
 Edwards, Lorenzo 2008, 09, 10  
 Eggerton, D. C. 1909, 10  
 Elam, Matt 2010, 11, 12  
 Ellenburg, James S. 1958, 59  
 Eller, Paul 1938, 39, 40, 41  
 Ellis, Brent C. 1987, 88, 89, 90  
 Ellis, Gary Richard 1982, 83, 84  
 Ellis, Kennard 2000, 01  
 Ellis, Tracy 1988  
 Ellison, Melvin Alan 1982, 83, 84  
 Ellison, Sandy 1969  
 Ely, Mark M. 1967, 68, 69  
 Ely, Stephen 1968  
 Embry, W. E. 1914, 15  
 Emmelhainz, Allen E. 1931  
 Enclade, Ronald 1974, 75, 76, 78  
 Entzminger, Percy 1941  
 Entzminger, Wade D. 1961, 62  
 Eppert, Kenneth 1934, 35  
 Epps, Troy 2009  
 Estopinan, Javier 2004, 06, 07, 08  
 Evans, Frank 1923  
 Evans, James H. 1941  
 Evans, Jerome 1994, 95, 96  
 Evans, John 1937  
 Evans, Josh 2009, 10, 11, 12  
 Everett, Earl 2003, 04, 05, 06  
 Everett, Tre 1990, 91, 92  
 Ewaldsen, Paul H. 1965, 66, 67  
 Ewell, Cecil D., Jr. 1960, 61  
 Ewing, Steven R. 1986, 87

**FFF**

Fain, Richard A. 1987, 88, 89, 90  
 Fair, Warren 1957  
 Fairbanks, John 2008, 09, 10  
 Faix, John W. 1968, 70, 71  
 Fannin, David E. 1958, 59  
 Farmer, Henry B., Jr. 1961, 62  
 Farr, Ryan 2015, 16  
 Farrior, J. R., Jr. 1913, 14, 15, 16

Farrior, Matt 2000, 01, 02, 03  
 Fason, Ciatrick 2002, 03, 04  
 Faulkner, Christopher 1979, 80, 81, 82  
 Favata, John J., 1945  
 Fayson, Jarred 2006, 07  
 Feiber, John K. 1964, 65  
 Ferdinand, Lester 1992  
 Ferguson, Dwayne M. 1986  
 Ferguson, Forest 1939, 40, 41  
 Ferguson, Joseph 1997, 98  
 Ferguson, McDonald 1994, 95, 96  
 Fernald, G. F. 1917  
 Ferrazzi, S. W. 1931, 32, 33  
 Ferrigno, Carmen 1939, 40, 41  
 Ferris, Drew 2011, 13, 14  
 Field, Michael S. 1970  
 Fields, Charles 1942, 46, 47  
 Fields, Wayne G. 1972, 73, 74, 75  
 Fike, Dan C., Jr. 1979, 80, 81, 82  
 Filley, Chad 1998  
 Finley, Dee 2009  
 Fiorillo, William S. 1978  
 Fisher, Brian 1992  
 Fisher, James D. 1974, 75, 76  
 Fisher, Robin Lynn 1979, 80, 81  
 Fleming, Charles 1933  
 Fleming, Dennis W. 1976  
 Fleming, Don 1956, 57, 58  
 Fleming, Nick 2005  
 Fleming, Reid 2000, 01, 02, 03  
 Flournoy, Melvin A. 1976, 77  
 Flowers, Robert J. 1950, 51  
 Floyd, John P. 1974  
 Floyd, Sharrif 2010, 11, 12  
 Foldberg, Henry C. 1971, 72, 73  
 Forbes, Robert G. 1944, 46, 47  
 Force, Wilbur H. 1947  
 Ford, Herbert G. 1920  
 Forrester, David D. 1975, 76, 77  
 Forrester, Dennis D. 1975, 76, 77  
 Forsyth, Don 1931  
 Foster, R. E., III 1968  
 Fountain, Johnny 1931  
 Fowler, Dante, Jr. 2012, 13, 14  
 Fox, Brian 1990, 91  
 Foy, Terrence 1993  
 Francis, John David 1985, 86, 88, 89  
 Franco, Richard J. 1969, 70, 71  
 Franklin, Jim 1991  
 Fraser, Ryan Taylor 1980, 81, 82  
 Frazier, Daryl 1993  
 Frazier, Edward E. 1987  
 Frazier, Rod 1997, 98, 99, 2000  
 Freeman, H. E. 1914  
 Freeman, Judson 1934  
 Freeman, Kevin 1991, 92, 93, 94  
 Freeman, Wilson 1938  
 French, James 1949, 50, 51  
 Fritze, Andrew 2008  
 Fromang, Vernon B. 1976  
 Fuller, A. H. 1914, 15, 16, 17  
 Fuller, Tom 1927  
 Fuller, William L. 1970, 71  
 Fulwood, Ahmad 2013, 14, 15, 16

**GGG**

G'Francisco, Mark Anthony 1983

Gaffney, Derrick T. 1975, 76, 77  
 Gaffney, Donald G. 1973, 74, 75  
 Gaffney, Jabar 2000, 01  
 Gaffney, Johnny Anthony 1980  
 Gaffney, Warren B. 1975, 76, 78  
 Gagner, Larry 1963, 64, 65  
 Gailey, Thomas C. 1971, 72, 73  
 Gaines, William 1990, 91, 93  
 Gainey, James Preston 1981, 82  
 Gaisford, William J. 1967, 68  
 Gallon, Russell Alvin 1981, 82  
 Galloway, David Lawrence 1977, 79, 80, 81  
 Galloway, Harold 1978  
 Garcia, Cristian 2016  
 Garcia, Max 2013, 14  
 Garcia, Pete 1980  
 Gardner, Alex 1947, 48, 49  
 Gardner, Chauncey, Jr. 2016  
 Gardner, Earl 1936  
 Gardner, Gordon 1937, 38  
 Garland, Samuel Albert 1983, 84, 85  
 Garrett, Curtis Lamar 1980  
 Gatlin, S. Todd 1984, 86, 87, 88  
 Geiger, Carey H. 1971, 72, 73  
 George, Leonard 1970, 71, 72  
 George, Leroy Joseph 1985  
 George, Tony 1995, 96, 97, 98  
 Gerber, Myron 1949  
 Gerzina, Jack Robert 1983, 84, 85  
 Getzen, James G. 1970  
 Ghesquiere, G. D., Jr. 1967, 68, 69  
 Gholsen, Davis 1942  
 Giannamore, Lawrin F. 1957, 58, 59  
 Gibbs, W. W. 1906, 07, 08  
 Gilbert, John W. 1946, 47, 48  
 Gilbert, Lewis H., Jr. 1975, 76, 77  
 Gilbert, Marcus 2007, 08, 09, 10  
 Gilbert, Robert W. 1946  
 Giles, Donald R. 1958  
 Gill, Charles W., Jr. 1960  
 Gillespie, Robert 1998, 99, 2000, 01  
 Gilliam, Fendrid "Sonny" 1979, 80, 81, 83  
 Gillislee, Mike 2009, 10, 11, 12  
 Gilmartin, W. H., Jr. 1944, 45  
 Gilmore, Michael 1991, 92, 93, 94  
 Gingeleski, Greg 1993  
 Giordano, Donald M. 1965, 66, 67  
 Glenn, Kevin 1991  
 Glenn, Thomas E. 1967  
 Glover, Dwayne M. 1985, 86, 87  
 Godwin, Russell 1948, 49  
 Goff, Clark 1937, 38, 39  
 Golden, Ben 1936  
 Golden, Dean 1991, 92, 93, 94  
 Golden, Timothy George 1978, 79, 80  
 Goldstein, Goldy 1923, 24, 25  
 Goldstein, Mark 1926, 27  
 Golsby, Jack K. 1914, 15, 16, 19  
 Gooch, Vanez 1999, 2000  
 Good, Joseph Earl 1983  
 Good, Tim 1972  
 Goodbread, Royce 1927, 28, 29  
 Goodman, Donald E. 1959, 60, 61  
 Goodyear, E. D. 1931, 32, 33  
 Goolsby, DeAndre 2014, 15, 16  
 Gordon, Raji B. 1987  
 Gorman, Jabari 2011, 12, 13, 14  
 Gould, Octavius D. 1986

Gowland, Jan E. 1970, 71, 72  
 Graddy, Rod 1997, 98  
 Grady, Josh 2015  
 Graham, Earnest 1999, 2000, 01, 02  
 Graham, Joe G. 1941, 42, 44  
 Graham, Otto 2005  
 Gramling, Donnie L. 1968  
 Grandison, Greg D. 1989  
 Grandoff, Bert 1928  
 Grandy, Stuart G. 1964, 65, 66  
 Graves, Homer E. 1958, 59  
 Gravlee, Russ 1999  
 Grebe, Daniel E. 1976  
 Green, Bobby Joe 1958, 59  
 Green, Chaz 2011, 12, 14  
 Green, Jacques 1995, 96, 97  
 Green, Kaye C. 1954, 55  
 Green, Napoleon, Jr. 1976, 77  
 Green, Reggie 1992, 93, 94, 95  
 Green, Samuel L. 1972, 73, 74, 75  
 Green, Tom 1925, 26  
 Green, Tony E. 1974, 75, 76, 77  
 Green, William 2008, 09, 10, 11  
 Green, Willie 2001, 02  
 Greene, Harry 1928, 29  
 Gregory, Leo 1933  
 Gregory, Thomas R. 1960, 61  
 Grier, Will 2015  
 Grieves, Chris 1979  
 Griffeth, James K., Jr. 1975  
 Griffin, Bill 2003, 04  
 Griffin, H. H. 1946, 47, 48, 49  
 Griffin, James 1962  
 Griffin, Skil 1964  
 Griffith, Casey 2002, 03, 04  
 Griffith, Clinton D., Jr. 1972, 73, 74  
 Griffith, Todd W., Jr. 1967, 68, 69  
 Grossman, Rex 2000, 01, 02  
 Groves, Cecil Timothy 1978, 79, 80  
 Groves, Fletcher 1944, 46, 47, 48  
 Grow, Monty R. 1989, 90, 92, 93  
 Gruetzmacher, Robert 1947, 48, 49  
 Guerro, Anthony 2004  
 Guido, Christopher 2010, 12  
 Guido, Michael F. 1977  
 Gunn, Errett F. 1921, 22  
 Gunn, W. W. 1919, 20  
 Gunter, William B. 1971  
 Gunter, William J. 1989, 91, 92  
 Gurkin, Van M. 1970  
 Gurley, Buck 1997, 98, 99, 2000  
 Guziec, Doug 2005

**HHH**

Hackney, Robert R. 1972  
 Haddock, Thomas E. 1952, 53  
 Haden, Joe 2007, 08, 09  
 Hadley, James F. 1968, 69  
 Hagberg, Fred 1996, 97  
 Hager, Teddy C. 1968, 69, 70  
 Haines, Webber 1929  
 Halapio, Jon 2010, 11, 12, 13  
 Hall, Brady 1945  
 Hall, H. E. 1917  
 Hall, James E., Jr. 1962, 63, 64  
 Hall, Joe 1930  
 Hall, John L., Jr. 1950, 51, 52



Hall, Kenneth	1944	Henry, Chas	2007, 08, 09, 10	Howell, W. E.	1937, 38	Jenkins, Moses	2007, 08, 09, 10, 11
Halter, Mason	2015	Henry, Robert	1942	Hoye, Francis O. "Chip"	1964, 65	Jetter, Brian L.	1965, 66, 67
Hambrick, Darren	1993, 94	Hergert, Joseph M.	1956, 57, 58	Hudson, William D.	1957, 58, 59	Johns, Edwin E.	1957
Hamilton, Elton C.	1955	Hernandez, Aaron	2007, 08, 09	Huerta, Marcelino	1947, 48, 49	Johnson, Alonzo	1981, 83, 84, 85
Hamilton, Kenneth	1944, 45	Herdon, Mark	2012, 13, 15, 16	Huggins, Floyd	1950, 51	Johnson, Carl	2007, 08, 09, 10
Hammock, John E.	1951, 52	Herring, Jarvis	2002, 03, 04, 05	Hughes, Carlisle	1934, 35	Johnson, Chris	2011, 12
Hammock, Mac	1953, 54	Hester, Grant	1944	Hughes, Jimmie E.	1931, 32, 33	Johnson, David J.	1977, 78
Hammond, Frankie, Jr.	2009, 10, 11, 12	Hester, H.S.	1911, 12, 13	Hull, Milton	1939, 40, 41	Johnson, Doug	1996, 97, 98, 99
Hammond, Josh	2016	Hetland, Chris	2005, 06	Humphries, D.J.	2012, 13, 14	Johnson, E. Julian, Jr.	1965
Hampton, Lorenzo Timothy	1981, 82, 83, 84	Hewitt, Thomas	1996, 97, 98	Hungerbuhler, Tom J.	1966, 67	Johnson, Ellis	1991, 92, 93, 94
Hancock, A. Roy	1910, 13, 14	Hewko, Alex Robert	1980	Hunsinger, Charles R.	1946, 47, 48, 49	Johnson, Eric	1994
Hancock, Frank	1934	Hewko, Eric	1976	Hunt, John Stephen	1981, 82, 83	Johnson, Fal L.	1947, 48, 49
Hand, Randy	2002, 03, 04, 05	Hewko, Robert Todd	1980, 81, 82	Hunter, Daniel M.	1950, 51, 52, 53	Johnson, Fred	2015, 16
Handcock, Tom	1906	Hewlett, Robert F.	1951	Hunter, Omar	2009, 10, 11, 12	Johnson, James W.	1978
Hanks, Ben	1992, 93, 94, 95	Hickenlooper, Walter A.	1960, 61, 62	Hurbanis, Matt	1991, 92	Johnson, John W.	1956, 57
Hanna, E. B.	1939	Hickland, A. J.	1933, 34, 35	Hurm, Mark	1981, 82, 83	Johnson, Kedric	2010, 11
Hansenbauer, Edward P.	1941, 42	Hicks, Brandon	2007, 08, 09, 10	Hurse, William D.	1952	Johnson, Kevin	1993, 94, 95
Harden, M. C.	1945	Hicks, Dashwood	1928, 29	Hurt, Maurice	2007, 08, 09, 10	Johnson, Kylan	2016
Hardin, Austin	2013, 14, 15	Hicks, Donald H.	1955, 56, 57	Hutcherson, Dale L.	1969, 70, 71	Johnson, Leslie	1910
Hardmon, Byron	1999, 2000, 01, 02	Hicks, Louis E.	1961	Hutchinson, Scott R.	1974, 75, 76, 77	Johnson, Philip J.	1989
Hardwick, Joe	1936	Hiers, Brad	2008			Johnson, R. G.	1910
Hargreaves, Vernon, III	2013, 14, 15	Higgins, Tim	2006	<b>III</b>		Johnson, Robert F.	1938
Harkless, Kavaris	2016	Hill, Aubrey	1991, 92, 93, 94	Iannarelli, Ronald J.	1972	Johnson, Roderick	2014
Harlow, Joseph G.	1970, 72	Hill, Buster E.	1954	Ihrig, Elmer	1925	Johnson, Samuel	2010
Harper, Jack R.	1964, 65, 66	Hill, Michael	2004	Ijjas, Joey	2006, 07	Johnson, Thomas W.	1989
Harrell, Anthony	2015	Hill, O'Neal	1942	Infante, Gelindo	1960, 61, 62	Johnson, Todd	1999, 2000, 01, 02
Harrell, James C.	1977, 78	Hill, Reynaldo	2003, 04	Ingram, Cornelius	2006, 07, 08	Johnston, Kent	1906
Harrell, Robert S.	1969, 70, 71	Hill, Will	2008, 09, 10	Ingrassia, Anthony	1993, 94	Johnston, Pat	1906
Harris, Marcell	2014, 15, 16	Hillard, Tommy	2000	Iorio, Michael	2016	Joiner, Tony	2004, 05, 06, 07
Harris, Mike	1994, 95, 96, 97	Hilliard, Ike	1994, 95, 96	Ismail, Hesham	1988, 89, 90, 91	Jones, A.J.	1941, 42
Harris, Roy Elliott	1981, 82, 83	Hines, Omarius	2009, 10, 11, 12	Ives, Thomas W.	1952	Jones, A.J.	2007, 08, 09, 10
Harris, Steven	2003, 04, 05, 06	Hinson, William Dewayne	1982, 83, 84	Ivey, Martez	2015, 16	Jones, Alton Marcus	1981, 82
Harris, Travis	2000, 02, 03, 04	Hinton, Dozyier	1976, 78	Ivie, Joey	2013, 14, 15, 16	Jones, Anthony "Tony"	1986, 87, 88, 89
Harris, Treon	2014, 15	Hiott, George Earl	1985	Ivey, R. H.	1935, 36	Jones, C. Jerome	1961, 62, 63
Harrison, Case	2015	Hipp, Brian	1968			Jones, Edgar C.	1923, 24, 25
Harrison, John B.	1941	Hires, Leon	1999, 2000	<b>III</b>		Jones, Eugene Van	1979, 81
Harrison, Jonotthan	2010, 11, 12, 13	Hitchcock, David P.	1971, 72, 73	Jackson, Chad	2003, 04, 05	Jones, Jackie D.	1959
Harrison, P.J.	1993, 94, 95	Hobbs, Corey	2008, 09	Jackson, Darrell	1997, 98, 99	Jones, James L.	1985
Harrison, Thomas	1939, 40, 41	Hobbs, Harry M.	1945, 46	Jackson, Demetric	1993, 94, 95, 96	Jones, James R.	1979, 80, 81, 82
Harry, Cadillac	1925	Hobbs, Russell D.	1944	Jackson, Dwright	2000, 01, 02	Jones, Jesse D.	1934
Harvey, Derrick	2005, 06, 07	Hodges, Eric N.	1985, 86	Jackson, Elliott "Jack"	1992, 93, 94	Jones, John	2008
Harvin, Percy	2006, 07, 08	Hodges, G. H.	1920, 21	Jackson, Fernando C.	1980, 81, 82	Jones, Leroy	1991, 92
Hassett, Burrell	1937	Hoffman, Robert H.	1985	Jackson, James	1949, 50	Jones, Matt	2012, 13, 14
Haston, Henry	1991, 92	Hogan, Fred	1945	Jackson, Kyle	2004, 05, 06, 07	Jones, Richard E., III	1961, 62
Hatch, Charles E.	1976, 77, 78, 79	Hokenstad, Lloyd	1922	Jackson, Matt	2000, 01, 02, 03	Jones, Rodney U.	1984, 85, 86
Hatch, Donald J.	1952, 53, 54	Holcombe, Eric	2003, 04	Jackson, R. B.	1964, 65	Jones, Roger D.	1977, 78
Hatch, Lawrence	1991, 92	Holland, Walter S.	1960, 61, 62	Jackson, Rayshad	2016	Jones, Vince	1979, 82, 83
Hatcher, Edmund "Brad"	1988, 89	Holley, Thomas	2015	Jackson, Spencer	1979, 80, 81, 82	Jonsson, Eric	1999, 2000
Hatcher, F.	1916	Holliday, Gade	2006, 07, 08, 09	Jackson, Terrell	1990, 91	Jordan, Jimmy A.	1964
Haugabrook, Brian	1999, 2000, 01	Holmes, Terrence	2003, 04, 05	Jackson, Terry	1995, 96, 97, 98	Jordan, Tyler	2015, 16
Haughton, Mal	1906, 07, 08	Hontas, Mark J.	1972	Jackson, Willie B.	1970, 71, 72	Jorgensen, David	1999, 2000, 01, 02
Hausenbauer, E. P.	1942	Hood, Charles H.	1970	Jackson, Willie Jr.	1991, 92, 93	Joseph, Vosean	2016
Hawkins, Joe	1948	Hood, William K.	1958, 59, 60	Jacobs, Damien	2012, 13	Joyer, Hunter	2011, 12, 13, 14
Hawkins, Robert A.	1958, 59	Hoover, Robert R.	1960, 61, 62	Jacobs, Taylor	1999, 2000, 01, 02	Jumper, Arlen N.	1951, 52
Haygood, Attice C.	1952, 53, 54	Horner, Ray	1939, 40	Jacobsen	1909		
Hayman, W. P.	1917	Hornsby, Jamar	2007	Jacobsen, Edward P.	1977	<b>KKK</b>	
Hazelwood, Harold	1948, 49	Horseby, James F., Jr.	1942	James, Brandon	2006, 07, 08, 09	Kalamaras, Jimmy S.	1979, 80, 81, 82
Healey, Michael J.	1967, 68	Horton, Robert E.	1950, 51, 52	James, J. Wilbur	1928, 29	Kalich, Ryan	1996, 97, 98, 99
Heard, Danny	2001	Horvath, Robert D.	1949	James, James A.	1949	Kane, Bobby	2008
Heckman, Velles A.	1956, 57, 58	Hosack, Robert L.	1961, 62	James, John W., Jr.	1970, 71	Kanter, Jeffrey D.	1975, 76, 77
Heidt, William S.	1964, 65, 66	Hough, Wallace Oliver, Jr.	1978, 79, 80	James, Vernon L.	1976, 77, 78	Kaplan, Phillip	1942
Heiner, Webber	1929	Houghtaling, Doc	1913	Jamison, W. K.	1942, 46	Karaphillis, Mike J.	1953
Helton, Charles K.	1967, 68, 69	Houser, M. S.	1928, 29	Jefferson, CeCe	2015, 16	Karim, Nafis	1995, 96, 97, 98
Henderson, Jack	1933	Houston, Harrison	1990, 91, 92, 93	Jenkins, Janoris	2008, 09, 10	Katz, Jack	1962, 63, 64
Henderson, Joseph	1983	Houston, Hubert	1939, 40	Jenkins, Jelani	2010, 11, 12	Kearley, David	2000, 01
Henderson, W. B.	1913, 14, 15, 16	Howard	1909	Jenkins, Joe P.	1935	Kearse, Jevon	1996, 97, 98
Hendricks, Ray	1944	Howard, Jaye	2008, 09, 10, 11			Keefe, Lawrence	1981, 82
Hendricks, T. M.	1936	Howell, E. G.	1938				

## ALL-TIME LETTERWINNERS

Keller, Greg A.	1989, 90, 92, 93	LaFavor, Tron	1999, 2000, 01, 02	Lott, Anthonie	1993, 94, 95, 96	McClellan, Broward	1930, 31
Kelley, James M.	1968, 69, 70	Lager, Willie	1962, 63	Lowe, Pat	1994	McClendon, Willie A.	1988, 89, 90, 91
Kelley, Tommy R.	1960, 61, 62	Lake, Eddie	1992, 93, 94	Lowman, Kenneth	1978	McClure, James	1957
Kellom, Douglas Lee	1980	Lamar, Johnny	2001, 02, 03	Lucas, Leonard LaVann	1971	McCollum, Jermaine	2003, 04, 05, 06
Kelly, Mikey	1950, 52, 53	Lamb, Doug	1966	Lucey, Don T.	1958, 59	McCollum, Tremaine	2004, 05, 06
Kelly, T. Paine, Jr.	1931, 32	Lamberth, Jason G.	1986, 87	Luckie, Dock	1977, 78, 79, 80	McCord, Guyte	1906
Kelly, William J.	1970	Lance, Robert F.	1954, 55	Luczko, George	1975	McCorkle, Sam	1993, 94, 95
Kelman, Ralph	1938, 39	Landry, John Adelard	1982	Lyle, Robert T., Jr.	1962, 63, 64	McCoun, Joseph C.	1971, 72, 73
Kelsey, Keith	1996, 97, 98, 99	Lane, Adam	2014			McCoun, Matt	1997, 98, 99, 2000
Kendrick, Larry	2001	Lane, Benny	1939, 40, 41			McCoy, T.J.	2016
Kendrick, Preston	1972, 73, 74	Lane, Julian	1934, 35, 36	<b>MMM</b>		McCoy, Tony B.	1987, 88, 91
Kendrick, Vincent	1971, 72, 73	Lane, Thomas	1932, 33	MacBeth, Jon L.	1958, 59, 60	McCrary, Daniel W.	1971
Kennedy, Jeremy	1992	Lang, Broughton Keith	1981, 82, 83	MacInnes, Henry A.	1984	McCray, Bobby	2001, 02, 03
Kennedy, Larry	1991, 92, 93, 94	Lang, William James	1986, 87, 88	MacInnes, Neil	2015	McCray, Lerentee	2008, 10, 11, 12
Kennedy, Robert A.	1955	Langelier, Kirby	1991	Mack, Joe	1939, 40, 41	McCray, Xavier	1994, 95, 96
Kennell, Thomas H.	1969	LaPete, Frank L.	1974, 75	Mack, Sam H.	1961, 62	McCullough, Todd	2001, 02, 04, 05
Kenner, David	2004	LaPradd, Charles W.	1950, 51, 52	Mack, Stephon	1989, 90	McDaniel, Ray	1939
Kensler, Richard B.	1970, 71	Lasky, Francis J.	1962, 63	MacLean, Sydney W.	1962, 63, 64	McDonald, Carroll W.	1949, 50, 51
Ker, Crawford Francis	1983, 84	Lasky, Robert F.	1986	Madigan, James	1932	McDonald, Ray	2003, 04, 05, 06
Kerr, Mike A.	1989	Lasmis, H. E.	1917	Madison, W.	1918	McDonald, Raymondo	1982, 83, 84, 85
Kicliter, Harry J.	1935, 36	Latsko, Billy	2003, 04, 06	Maggio, Phillip J.	1965, 66	McEwen, J. Milton	1928, 29, 30
Kiefer, Steven R.	1976	Latsko, William	1940, 41, 42	Mahood, Jack	1965, 66	McGee, Jake	2015
Kight, Kelvin	2000, 01, 02, 03	Laurent, Eugene	1936	Maignan, Chris	2013	McGhee, Warren	1937
Kiley, James M.	1968, 69	Lavin, Charles G.	1933	Maliska, Paul W.	1967, 68, 69	McGinty, Robert F.	1986, 87
King, Adam	2001	Lawler, S. W., Jr.	1911, 12	Mallory, LeRoy T.	1971	McGonigal, Elroy, E.	1956
King, Mark	1971	Lawless, Richard B.	1972, 73, 74	Malone, Kedra	1990, 92, 93, 94	McGowan, William A.	1950, 51
King, Roswell	1911	Lawrence, Raymond Eugene, Jr.	1980	Maloy, Bruce L.	1985	McGrady, Willie J.	1987, 88
King, Sylvester	1975, 76, 77	Lay, Kris	1991	Mangus, George	1991	McGrew, Reggie	1996, 97, 98
King, William C.	1950, 51, 52	Leach, Matt	2001, 02, 03, 04	Mann, Thomas D.	1967, 68	McGriff, Lee C.	1972, 73, 74
Kinney, Erron	1996, 97, 98, 99	Leak, Chris	2003, 04, 05, 06	Manning, C. W.	1910	McGriff, Mark C.	1986, 87, 88
Kirchner, Clarence	1927	LeCount, Terry	1975, 76, 77	Manning, Charles H.	1952, 53, 54	McGriff, Perry C., Jr.	1958, 59
Kirk, Dick	1963, 64, 65	Lee, Darrell	2000, 01, 02, 03	Manning, Ed, Jr.	1936, 37, 38	McGriff, Ryan	2014
Kirk, James	1906	Lee, Eugene O.	1942	Manry, Daniel S., Jr.	1965	McGriff, Travis	1995, 96, 97, 98
Kirkpatrick, Kirk	1987, 88, 89, 90	Lee, Herbert C.	1957	Manson, Markus	2005, 06, 07	McIntosh, David	1967
Kirkpatrick, Wesley	1958, 59, 60, 61	Lee, William L., Jr.	1969	Manuel, Marquand	1998, 99, 2000, 01	McIver, Larry L.	1954
Kissenberth, Andy	1992	Lemmens, Duke	2007, 08, 09, 10	Marks, Chuck	1999	McKeel, Frederick G.	1964, 66, 67
Kitchens, Darrin	2010, 11, 12, 13	Lemon, Samuel	1976	Marsh, Lawrence	2007, 08, 09, 10	McKeever, Juan Devito	1980, 81, 82, 83
Klickovick, Walter	1941	Lenard, Gary W.	1976, 77	Marshall, A. P.	1917	McKinnon, Kevin	1999, 2000
Klutka, Nick	1940, 41, 42	Lenfesty, Sidney G.	1933	Marshall, Scott R.	1981, 82, 83	McLean, Cecil	1932
Knapp, Donald O.	1964, 65, 66	Lennon, Steve M.	1985	Marshall, Wilber B.	1980, 81, 82, 83	McLean, Kenneth	1944
Knight, Camrin	2015, 16	Leon, Anthony Thomas	1988	Martin, Bruce	1945	McLellan, Jason	1988
Knight, Ricky S.	1984, 85	Leonard, A.C.	2011	Martin, Hubert B., Jr.	1952, 53, 54, 55	McMillan, Clint	2004, 05, 06, 07
Knight, Robert V.	1950, 51, 54	Lerner, David	2011	Martin, Ingle	2002, 03	McMillan, R. Wendell	1970
Knight, William Kyle	1980, 81, 82	Lescano, Pepe J.	1987	Martin, Richard C.	1953, 54	McMillan, Red	1908
Knowles, Hanford	1949	Lewis, Cyontai	2015, 16	Massey, James Dorsey	1983, 84, 86, 87	McMillian, Daniel	2013, 14, 15, 16
Kochevar, Matt	1992	Lewis, Demetrius	1996, 97, 98, 99	Matheny, Charles	1933, 35	McMillian, Henry	1992, 93, 94
Kocsis, Frank	1936, 37, 36	Lewis, Lazarous	1947, 48, 49	Matthews, Jack	1923	McNabb, Dexter E.	1988, 89, 90, 91
Koehne, Kyle	2010, 11, 12, 13	Lewis, Reggie	2003, 04, 05, 06	Matthews, Lynn	1963, 64, 65	McNeal, Raymond	1941
Konesty, Floyd	1940, 41, 42	Libertore, L. P., Jr.	1960, 61, 62	Matthews, Shane	1990, 91, 92	McNeely, Michael	2011, 13, 14
Korff, Mark C.	1983, 84	Lightbown, Lynn E.	1937, 38	May, Aurist	1951, 52, 53	McRae, W. A.	1928, 29, 30
Korn, Josh	1998	Lightsey, Spec	1923, 24	May, Jon M.	1956	McRae, Walter A., Jr.	1941, 42
Kovak, Brian	1994	Lilly, Robert Anthony	1980, 81, 82, 83	Mayberry, Walter	1935, 36, 37	McTague, Joseph	1982
Krecjeir, Charles	1936, 37	Lingard, Howard	2003	Maye, Marcus	2013, 14, 15, 16	McTheny, Guy C.	1967, 68, 69
Kreis, James D.	1977, 78	Link, Art	1997	Maynard, Jack	1937	Medder, Carlton	2005, 06, 07
Kresser, Eric	1993, 94, 95	Litherland, C. J.	1931	Maynard, Zollie	1934, 35	Medigan, James	1932
Kruger, Joel	1966, 67, 68	Little, David Lamar	1977, 78, 79, 80	Maynor, James M.	1974, 75, 76	Medved, George P.	1953
Kruse, Kim P.	1973	Lively, Jonathan	2001	McAndrew, James B.	1986, 87	Meisch, Edmond	1920
Kurzu, Robert Wayne	1981, 83	Livingston, Archibald	1925	McAnley, Herbert	1933, 35	Merrin, George	1925, 26
Kuss, Ferdinand	1945	Lockett, Thomas E.	1984, 85	McBride, William A.	1968	Merrin, J. F.	1919, 20, 21
Kynes, James H.	1972, 73, 74	Lockhart, Welton P.	1953, 54	McCalister, Alex	2013, 14, 15	Merrin, Joe	1923, 24
Kynes, James W., Jr.	1946, 47, 48, 49	Loden, Steve P.	1986, 87	McCall, Wayne C.	1965, 66, 67	Merritt, G.	1912
Kynes, Matt	2005	Logan, Kevin R.	1974, 75	McCallister, Frederick M.	1980, 81, 82, 83	Meyers, Glenn S.	1981
Kynes, William L.	1975, 76	Lomack, Tony	1986, 87, 88, 89	McCampbell, George	1932, 33, 34	Mickell, Darren	1990, 91
		Long, Buford E.	1950, 51, 52	McCann, George H.	1967, 68	Midden, Mark B.	1977, 78
		Loomis, H. E.	1917	McCarron, Pat	1965, 66	Midden, Ray E.	1955, 56, 57
		Loper, Gerald C.	1973, 74, 75	McCarthy, Frank Allen	1982, 84, 85, 86	Middlekauff, Walter	1933, 34, 35
		Lorenzo, Frank M.	1946, 47, 48, 49	McCarty, John	1936	Middlekauff, William	1923, 24, 27
		Lotspiech, A. A.	1913, 14, 15	McCaslin, Eugene	1996, 97, 98, 99	Mike, Andrew	2015, 16
<b>LLL</b>							
Lacer, John B.	1971, 72, 73						
Laczko, Kevin	1990						

Milby, Robert V.	1958, 59	Mulliniks, Bruce A.	1974, 75, 76	Oosterhoudt, Sam	1950, 51, 52	Perine, Lamical	2016
Miles, Carlton	1989, 90, 91, 92	Mullins, L. D.	1936, 37, 38	Oquendo-Johnson, Marcus	1999, 2000, 01, 02	Perkins, Chris Edwards	1983, 84
Miller, Drew	2004, 05, 06, 07	Muniz, Frank L.	1946	Orr, Leon	2011, 12, 13, 14	Perry, Carl E.	1916, 19, 20, 21
Miller, H. M.	1945	Munroe, Dorian	2006, 07	Ortega, Ralph	1972, 73, 74	Perry, Darryl L.	1989
Miller, Hugo	1942, 45	Murphree, John A. H.	1923, 24	Osgood, Simon	1931	Perry, Henry	1921
Miller, Leon Patrick	1982, 83, 84, 85	Murphy, Alvin D.	1962, 63, 64	Oswald, Douglas H.	1948, 49	Perry, Herbert E.	1987, 88
Miller, Steve	1981	Murphy, Louis	2005, 06, 07, 08	Overman, C. H.	1909	Perry, Jason	1996, 97
Miller, Waring T.	1935	Murphy, Tyler	2013	Owens, Daryl	1997, 98, 99, 2000	Perry, Scott	1993, 94
Mills, Bennie	2001	Murray, Mark A.	1987, 88, 89, 90	Owens, George	1936	Peters, Anton B., Jr	1961, 62
Mills, Ernie L.	1987, 88, 89, 90	Myles, Godfrey C.	1988, 89, 90	Owens, Tom	1926, 27, 28	Petersen, Gary L.	1970, 71
Mims, William O.	1942			Oxford, James	1936, 37	Peterson, Mike	1995, 96, 97, 98
Mincey, Jeremy	2005					Petry, Richard	1949, 50, 51, 52
Miranda, Victor R.	1957, 58, 60	<b>NNN</b>				Pettee, Roger	1962, 63, 64
Mitchell, Anthony	1996, 97, 98, 99	Nabavi, David	1993, 94, 95, 96	<b>PPP</b>		Petty, Richard A.	1950, 51
Mitchell, Carl	1939, 40, 41	Nadone, David Michael	1983, 84	Pace, Dick	1947, 50	Pharr, George M.	1945
Mitchell, Charles F.	1955, 56, 57	Nalls, Ronnie	1961, 62	Padgett, Aubrey G., Jr.	1972, 73	Pharr, Philip	1978, 79, 80
Mitchell, Clint	2000, 02	Nappy, Eric	2006	Page, Edward E.	1959, 60	Pheil, Clarence E.	1929, 30, 31
Mitchell, Dr. W. H.	1908	Nattiel, Mike	1999, 2000, 01, 02	Palahach, Michael	1969	Phillips, Brad	2011, 13
Mitchell, Fondren	1940, 41, 42	Nattiel, Ricky R.	1983, 84, 85, 86	Palmer, Jesse	1997, 98, 99, 2000	Phillips, James C.	1978
Mitchell, Jeff	1993, 94, 95, 96	Natyshak, John	1948, 49	Palmer, Kenny	1992, 93, 94, 95	Phillips, Jonathan	2005, 08, 09
Mitchell, Mo	2001, 02, 03, 04	Neal, Frankie Leon	1983, 84, 85	Pappas, Geoff T.	1988	Pickels, Richard C.	1957
Mitchum, William J.	1950, 51	Neal, Keanu	2013, 14, 15	Pappas, Jackie L.	1950, 51	Pierre-Louis, Wondy	2006, 07, 08, 09
Mitz, Alonzo L.	1982, 83, 84, 85	Neely, Glenn M.	1987, 88, 89, 90	Parham, Duncan A.	1984	Pilcher, Ray C., Jr.	1970, 71
Mobley, Andrew (AJ)	2014	Neilson, Alfred	1906	Parker, Harry	1940, 41	Piller, Zach	1996, 97, 98
Mobley, Dwayne	1993, 94, 95, 96	Nelson, David	2007, 08, 09	Parker, Joseph L.	1971, 72, 73	Pineiro, Eddy	2016
Monk, Harold	1991, 92, 93	Nelson, Reggie	2005, 06	Parker, Kenny	2000, 03, 04	Pinner, Patrick E.	1985, 86, 87
Montgomery, Brian	1990	Nelson, William John	1983, 84	Parker, Major	2001	Pintado, Chris	2009
Montsdeoca, Fred	1948, 49, 50	Newbern, William A.	1956, 57, 58	Parker, Paul	1908	Piombo, John	1938, 39, 40
Moody, Emmanuel	2008, 09, 10	Newcomer, Gerald C.	1962, 63, 64	Parker, Paul P.	1972, 73	Piotrowicz, Matt	2001, 02, 03, 04
Moody, John	1908	Newell, Kyle	2006, 07, 08	Parker, W. E.	1948	Pippin, Charles	1966
Moody, Thomas	1999, 2000, 01	Newman, Andy	1987, 90	Parker, Wendell C.	1946, 47, 48	Pittman, Latroy	2012, 13, 15
Mooney, Ottis A.	1944, 45	Newman, Mark L.	1976	Parnell, Ed	1952	Pittman, O. W.	1924
Moore, Carl	2008, 10	Newmeyer, Jimmy	2005	Parnell, Edward	1929, 30, 31	Pittman, Thomas	2000
Moore, Eddy L.	1970, 71, 73	Newton, Cameron	2007	Parnell, Sidney	1938, 40	Platt, Eugene A.	1942
Moore, Kestahn	2005, 06, 07, 08	Newton, R. D.	1921, 22, 23, 24	Parrish, Alvin L.	1975, 76	Platt, Harry T., Jr.	1941, 42
Moore, Michael L.	1971, 72, 73	Newton, Timothy Reginald	1981, 82, 83, 84	Parrish, Bernie P.	1956, 57	Pleasants, Gordon	1979, 80
Moore, Nathaniel	1972, 73	Nichols, Jack C.	1950, 51, 52	Parrish, Ryan	2014	Pless, Glenn	1927
Moore, Robert L.	1974, 75, 76	Nichols, Johnny R.	1988, 89, 90, 91	Partin, Walter D.	1958, 59, 60	Plonk, Daniel Warren	1979, 80, 81, 82
Moore, Tyler	2013, 14	Nicoletto, Joseph B.	1985, 86, 87, 88	Pasteris, Joseph D.	1966, 67	Poe, Alan	1964, 65
Moorer, Patrick J.	1986, 87, 88, 89	Nixon, Xavier	2009, 10, 11, 12	Patchan, Matt	2008, 09, 11	Poff, William D.	1970, 71, 72
Morant, Tranell	2004	Nolan, Jimmy	1928, 29, 30	Patchen, Patrick N.	1958, 59, 60	Pokorny, Doug	2006
Morgan, Jimmy S.	1962, 63	Norfleet, Joe	1930, 31	Patella, Jay	2005	Polite, Jachai	2016
Morgan, Kyle	2004, 05	Norris, Dwayne	2004	Patrick, Lawrence H.	1980, 81, 82	Pollard, Dock	1996, 97
Morgan, L. Z.	1918, 19	Norris, Kenneth L.	1959, 60	Patsy, John	1950, 51	Pomeroy, Stewart	1921, 22, 23
Morgan, Ralph	1946	North, Merle	1930, 31	Patton, Solomon	2010, 11, 12, 13	Poole, Brian	2012, 13, 14, 15
Morgan, Robert E., II	1974, 75, 76	Norton, Clyde	1923, 24, 25	Paul, Moise	2007	Porch, Ben	1935
Mornhinweg, Skyler	2013	Norton, Oscar H.	1918, 19, 20	Paulk, Tim	1988, 89, 90, 91	Portale, Joseph J.	1976, 77, 78
Morrall, Matthew	1977, 78, 79	Norwood, David Anthony	1980	Paulson, Gunnar F.	1969	Porter, Deiondre	2015
Morris, Billy F.	1950, 51, 52	Norwood, Lester	1998, 99, 2000, 02	Payne, W.D.	1916	Posey, David E.	1973, 74, 75, 76
Morris, John	1964	Nugent, William S.	1972, 73	Peace, Wayne Lamar	1980, 81, 82, 83	Poucher, Gordon L.	1950
Morris, Kyle S.	1988, 90	Nunn, Shawn	1993, 94, 95, 96	Peacock, Ben	2014	Pouncey, Maurice	2007, 08, 09
Morris, R. Larry	1970, 72			Peacock, Harold E.	1968	Pouncey, Mike	2007, 08, 09, 10
Morris, Terry E.	1966, 67, 68	<b>OOO</b>		Pearson, James F.	1961, 62, 63	Pouncy, Carlton	1991, 95
Morrison, Antonio	2012, 13, 14, 15	O'Brien, Jack E.	1951, 52, 53	Pearson, Matt	1992, 93, 94, 95	Pounds, Hoyle	1911, 12
Morrison, Sherwood C.	1972, 73, 74	O'Donnell, James D.	1961, 62, 63	Pearson, Mike	1999, 2000, 01	Powell, Brad	1968, 69, 70
Mortellaro, Paul	1944, 45, 46, 47	Occhiuzzi, Anthony	1945	Peddie, Thomas Monroe	1983, 84, 85	Powell, Brandon	2014, 15, 16
Morton, Sean	2002, 03	Ochab, Larry	1979, 80	Peek, David H.	1970, 71	Powell, Phil	1979
Moseley, G. R.	1913, 14	Odham, Glenn	1945	Peek, Eugene G.	1967, 68	Powell, Jeremi	2013, 14, 15
Moss, Jarvis	2005, 06	Odom, Gerald S.	1960, 62, 63	Peek, Scott	2012	Powell, Jorge	2015
Moten, Mike	1995, 96, 97	Odom, Gerald S., Jr.	1987, 88, 89, 90	Peek, Scott I.	1951	Powell, Ronald	2010, 11, 13
Moten, Ronald Edwin	1982, 84, 85, 86	Odom, Jason	1992, 93, 94, 95	Peck, Scott I., Jr.	1977	Pracek, Robert L.	1959
Mounts, Mervin	1921, 22	Odom, Walter Amos	1983, 84, 87	Pelham, Louis D.	1956, 57	Pratt, E. A.	1942
Moye, George	1932, 33, 34	Okine, Earl	2010, 11, 12	Pennington, Fonia	1936, 37	Pratt, James Phillip	1982
Moyle, Jon Cameron	1980, 81, 82, 83	Oliva, John E.	1961	Pennington, Leon Tyrone	1982, 83, 84, 85	Pratt, Kyle	2008
Mueth, Robert H.	1952	Oliver, Louis	1985, 86, 87, 88	Perez, Carlos	2000, 01, 02, 03	Pratt, Ralph C., Jr.	1976, 78, 79
Mularkey, Michael R.	1980, 81, 82	Oliver, Marquette D.	1989, 90, 91, 92	Perez, Ron	1992	Preston, John H.	1964, 65, 66
Mulberry, Ricky L.	1984, 85, 86, 87	Oosterhoudt, Frank	1924, 26			Price, Carl A.	1924
Mulcahy, James	1937					Price, J. C.	1912





Steinmann, William	2009, 10, 11
Stephens, G. H.	1960
Stephens, Garrett	2015, 16
Stephens, Jimmy Ray	1973, 75, 76
Stephens, Moral	2015, 16
Stephens, Robert L.	1971
Stephens, Tony R.	1976, 77, 78
Stephens, William B.	1935
Stephenson, George K.	1966
Stevens, Kent S.	1950, 52
Stevenson, Robby	1995, 96, 97
Stewart, Graham	2011
Stewart, Jack	1924, 25, 26
Stipe, Steven D.	1984, 85, 86
Stockton, C. A.	1915, 16
Stolz, Charles	1932, 33, 34
Stone, Brian	2001
Stone, W. E.	1917
Stoner, Ronald E.	1961
Storey, Matt	1979
Storter, Neil S.	1909, 10, 11
Story, Deac	1995, 96, 97, 98
Strange, Erik	1998, 99, 2000, 01
Stubbs, Dallas	2015
Sturgis, Caleb	2008, 09, 11, 12
Subers, James Innes	1978, 79, 80
Sullivan, Alonzo L.	1988, 89, 90, 91
Sullivan, George T.	1975
Sullivan, Haywood C.	1950, 51
Summers, Jacob A.	1972, 73, 74
Sumner, Kenneth M.	1951, 52
Sutherland, George	1942, 46
Sutton, Clifford	1946, 47, 48, 49
Sutton, John	1912, 13
Sutton, Yancey M.	1978, 79, 80
Swafford, Donald L.	1976, 77, 78
Swain, David	1991, 92, 93, 94
Swain, Freddie	2016
Swanson, E.	1919
Swanson, R. M.	1920, 21
Swanson, T. J.	1910, 11, 13, 14
Swanz, Robert J.	1975, 76, 77
Swink, P. C.	1917
Symank, John R.	1955, 56

### TTT

Tabor, Jalen	2014, 15, 16
Taggart, George E.	1970
Talbot, Randy W.	1972, 73, 74
Talcott, Brendt	2001
Tannen, Steven O.	1967, 68, 69
Tanner, Clarke	1992
Taotoai, Iloosa "Josh"	1989
Tartt, Jim	2005, 06, 07, 08
Tate, Charlie	1939, 40, 41
Tatum, Earl	1956
Tatum, Jim	1956
Taussig, Greg	2008
Taylor, Earl A.	1908, 10, 11, 12
Taylor, Fred	1994, 95, 96, 97
Taylor, J.	1908
Taylor, James J.	1952
Taylor, Jawaan	2016
Taylor, Jeawon	2016
Taylor, Kelvin	2013, 14, 15
Taylor, Kent	2012
Taylor, Michael	2011, 12, 13, 14

Taylor, Ryan	1990, 91, 92, 93
Taylor, Ted	1938
Taylor, Travis	1997, 98, 99
Teague, Matt	1995, 96
Tebow, Tim	2006, 07, 08, 09
Teeler, Dan B.	1987
Tennell, Gregory L. V.	1975, 77
Tenney, Louis E.	1910, 11, 12, 13
Thomas, Bryan	2007
Thomas, Clarence S.	1917, 19
Thomas, Dwayne	1995, 96, 97
Thomas, Gary	1963, 64, 65
Thomas, Harvey L.	1988, 89, 91, 92
Thomas, Marcus	2003, 04, 05
Thomas, Owen J.	1951
Thomas, Philip E.	1921
Thompson, Charlie	1906, 08
Thompson, Chris	2013, 14, 15, 16
Thompson, Colin	2013
Thompson, Deonte	2008, 09, 10, 11
Thompson, Harry W.	1914, 15
Thompson, Jack B., III	1961, 62, 63
Thompson, John C.	1960
Thompson, Mark	2016
Thompson, Markell	2004
Thompson, Tim E.	1974
Thorton, Skyler	2003, 04
Thrasher, Leon	1909
Thurman, Trip	2013, 14, 15
Tinny, Donald Frederick	1983, 84, 85
Todd, Edgar R.	1924, 25
Tolbert, H. L.	1921
Tolliver, Collie, Jr.	1981
Tookes, Kenneth	2004, 05, 06
Totten, Mark A.	1975, 76, 77
Townsend, Johnny	2013, 15, 16
Trammell, Allen R., Jr.	1963, 64, 65
Trapp, Richard E.	1965, 66, 67
Trattou, Justin	2007, 08, 09, 10
Trautwein, Phillip	2004, 05, 06, 08
Travis, Larry L.	1960, 61, 62
Treadgold, R. 1.	1931, 32
Tribble, Keith R.	1974, 75, 76
Trimble, Barnard Scott	1982, 83, 84
Troupe, Ben	2000, 01, 02, 03
Trueheart, Harold S., Jr.	1961, 62
Tucker, Charles	1926, 27
Tucker, D. A.	1916
Tucker, John	1964
Turman, Lloyd A.	1967, 68
Turner, Jess L.	1931
Turner, James M.	1944
Turner, William E.	1946, 47, 48, 49
Turner, William F.	1933, 34, 35

### UUU

Uspensky, Michael N.	1969
----------------------	------

### VVV

Vaccaro, Gaspar V.	1946, 47, 48, 49
Van Camp, R. K.	1914
Van Fleet, Richard	1908
Van Sickle, Dale	1927, 28, 29
Van Wie, Donnie	1979
Vandergriff, I. H.	1920
Vangelas, Thomas	1945

Vargecko, Paul J.	1959, 60, 61
Vaughan, Bruce Allen	1980, 81, 82, 83
Vaughn, Lane W.	1974
Vaughn, Sidney	1945
Velez, Francisco	2013, 14
Vetter, Emerson	1939
Vickery, Charles	1929
Vidal, James H.	1908
Vinesett, Jerry D.	1968, 69, 70
Visser, Robert H.	1955
Voor, Joseph B.	1978
Vorwerk, Joseph G.	1986, 87
Vosloh, Robert P.	1954, 55, 56

### WWW

Wabbersen, Chuck	1989, 90
Wages, Harmon L.	1965, 66, 67
Waggner, J. A.	1910
Wahlberg, Joel D.	1956, 57
Waldron, Jesse C.	1931
Walker, Aaron	1999, 2000, 01, 02
Walker, Barry S.	1977, 78
Walker, Garry L.	1968, 69, 70
Walker, Ion	1926, 27
Walker, Jimtavis	2003
Walker, Kenyatta	1998, 99, 2000
Walker, L. B.	1938
Walker, Tom B.	1936, 37, 38
Walker, W. S.	1909
Walton, Kavin	1994, 95, 96
Walton, W. L.	1938, 39, 40
Warbritton, William R.	1970
Ware, Charles E.	1950, 51, 52
Ware, Melton	1934
Warner, Edwin R.	1966
Warner, Henry	1919
Warren, Cedric	1997
Warren, Gerard	1998, 99, 2000
Warren, W. T.	1934, 35, 36
Washington, Nick	2013, 14, 15
Washington, Tavares	2005
Wasielewski, David	1998, 99
Waters, Anthony N.	1977, 78
Waters, Dale	1928, 29, 30
Watkins, Jason	2006, 07, 08
Watkins, Jaylen	2010, 11, 12, 13
Watkins, Kerry	1986, 87, 88, 89
Watson, Glen	2010
Watson, Jim	1990, 91, 92
Watson, Richard O.	1952
Waxman, Mike	1964, 65
Weary, Fred	1994, 95, 96, 97
Webb, Demetrice	2003, 04, 05
Webster, H. Allison	1947
Webster, W. J.	1951
Wehking, Robert J.	1959, 60, 61
Welch, James J.	1969
Welles, Frank	1936
Wells, Kirk	1999, 2000, 01
Wells, Orian, Sr.	1916, 17
Wenger, Dan	2011
Wesley, Larry E.	1954, 55, 56
Westbrook, Jack E.	1958, 59
Westbrook, Marquis	1999, 2000, 01, 02
Westbrook, Tevin	2011, 12, 13, 14
Wester, William J.	1951
Weston, Rhondy	1985, 86, 87, 88

Whately, John	1964, 65
Whiddon, Clifford	1937
Whitaker, Jeff	2004
White, Adrian D.	1984, 85, 86, 88
White, Arthur	1984, 85, 88
White, Brian	1992
White, Curtis	1988
White, Jack	1944, 45, 46
White, Mark V.	1988, 89, 90, 91
White, Paul E.	1959, 60, 61
White, Will D.	1989, 90, 91, 92
Whited, Rod	1991, 92
Whitehead, James Orlin	1954
Whitehurst, Adam	1993
Whittaker, Glenn	1925
Whittaker, John Lee	1980, 82
Whittington, Arling	1944
Wickline, Gregory Joe	1978, 79, 80
Wiechmann, Bret N.	1983, 84, 85, 86
Wiegmann, Thomas John	1980, 81, 82
Wiggins, Lloyd G.	1970
Wilbur, Eric	2003, 04, 05, 06
Wilder, Willie B.	1975, 76, 77
Wildman, Charles F.	1973, 75
Wilkinson, S.A.	1915, 16, 17
Wilks, Steven	2009, 10
William, Buton C.	1923, 24, 25
Williams, Alan K.	1976, 77
Williams, Angus	1945, 48, 49, 50
Williams, Anthony C.	1984, 85, 86, 87
Williams, Bill	1936, 37
Williams, Bobby	2001
Williams, Burton C.	1964, 65
Williams, Charles	1974, 75, 76, 77
Williams, Charles Broughton	1942, 46
Williams, Daniel M.	1969, 70
Williams, David W.	1985, 86, 87, 88
Williams, Derald L.	1980
Williams, Donald E.	1968, 69, 70
Williams, Elijah	1994, 95, 96, 97
Williams, Hal	1986
Williams, Jarvis E.	1984, 85, 86, 87
Williams, John D.	1972, 73, 75
Williams, John L.	1982, 83, 84, 85
Williams, Justin	2007, 08, 09, 10
Williams, Keith Carnell	1982, 84, 85, 86
Williams, Mon	2006
Williams, R. L. "Ricky"	1981, 82, 83, 84
Williams, Roderic M.	1973, 74, 75
Williams, Terry Claitte	1980
Williams, Wayne D.	1985, 86, 87, 88
Williamson, Chris	2015, 16
Williamson, D.	1930, 31
Williamson, H. E.	1932
Williamson, Kendrick W.	1957, 58, 59
Williamson, Larry C.	1989
Williamson, Mike	2009
Willis, Alex	1998, 99, 2000
Willis, Gerald	2014
Willis, Kenneth	1935, 36, 37
Wilsky, C.	1921
Wilson, C.	1921
Wilson, James	2008, 09, 11, 12
Wilson, Quincy	2014, 15, 16
Wilson, R. Borden	1912
Wilson, Ronnie	2006
Windham, Joseph N.	1954, 57, 58
Wing, Harry Fannin	1952

**ALL-TIME LETTERWINNERS**

Winne, Ross W., Jr.	1952, 53, 54
Winters, Alex P.	1975
Wise, Scott	1998
Wolfe, Stanley	1928
Wood, G. Pierce	1916
Wood, Sidney	1942
Worthington, Wes	2000
Worton, C.J.	2014, 15, 16
Woulard, Darrell B.	1986, 87
Wright, Arthur J.	1951, 52, 53
Wright, Charlie	1986, 87, 88
Wright, David A.	1975, 78, 77
Wright, Joe L.	1950
Wright, Lawrence	1993, 94, 95, 96
Wright, Major	2007, 08, 09
Wright, Weldon	1945
Wuerffel, Danny	1993, 94, 95, 96
Wunderly, Joseph A.	1973, 74
Wuthrich, E. B.	1917, 18, 19, 21
Wynn, DeShawn	2003, 04, 05, 06
Wynn, Milton	1944

**XXX**

Xynidis, Jon	1995, 96, 97
--------------	--------------

**YYY**

Yancey, Hervey	1930
Yancey, James	1947, 48, 49
Yancey, James M.	1969, 70, 71
Yancey, Malcom	1919
Yarbrough, Corey	1996, 97, 98, 99
Yarbrough, James	1966, 67, 68
Yeats, James M.	1955, 56, 57
Yepremian, Berj S.	1977, 78
Yinshanis, Frank	1938
Yon, E. M.	1914, 15
York, M. E.	1952
Young, Billy	1997, 98, 99
Young, David	2009, 11
Young, Donnie	1993, 94, 95, 96
Young, James W.	1959, 60, 61
Young, Kurt B.	1988, 90
Young, Tyrone D.	1979, 80, 81, 82
Youngblood, Herbert I. "Jack"	1968, 69, 70
Younkin, Michael	1996, 97, 98, 99

**ZZZ**

Zedalis, Zac	1997, 98, 99, 2001
Zimmerman, Jeffrey Alan	1983, 84, 85, 86
Zukley, Jack E.	1975, 77
Zuniga, Jabari	2016

## ALL-TIME NUMERICAL ROSTER (Since 1960)

Years Missing: 1964, 1965, 1966;  
Also missing portions of 1979

### 1

Vernon Hargreaves, III (2013-15)  
Jon Bostic (2012)  
Quinton Dunbar (2012-14)  
Chris Rainey (2011)  
Janoris Jenkins (2009-10)  
Percy Harvin (2007-08)  
Reggie Nelson (2006)  
Michael McIntosh (2004-05)  
Keiwan Ratliff (2000-03)  
Jabar Gaffney (1999)  
Tony George (1995-98)  
Jack Jackson (1991-94)  
G.A. Magnus (1991)  
Terence Barber (1990)  
Kyle Morris (1988, 1989)  
Ed Frazier (1986, 1987)  
Clifton Reynolds (1985)  
Victor Bradley (1982)  
Dale Dorniney (1981, 1983)  
Don Van Wie (1979, 1980)  
Berj Yepremian (1976-78)  
Wayne Fields (1974-75)  
Jack Card (1965-67)

### 2

Jabari Gorman (2014)  
Ryan Sousa (2014)  
Dominique Easley (2011-13)  
Jeffrey Demps (2008-2010)  
Markus Manson (2004-07)  
Kelvin Knight (2001-03)  
Bo Carroll (1997-2000)  
Shea Showers (1993-96)  
Will White (1990-92)  
Shane Matthews (1989)  
Kurt Young (1987, 1988)  
Adrian White (1984-86)  
Broughton Lang (1981-83)  
Bill Conover (1978-79)  
Alan Williams (1976-77)  
Berj Yepremian (1974-75)

### 3

Treon Harris (2014-15)  
Tyler Murphy (2013)  
Antonio Morrison (2013-15)  
Jelani Jenkins (2011-12)  
Chris Rainey (2008-2010)  
Brandon Frazier (2007-09)  
Michael Guilford (2006)  
Kyle Jackson (2004-07)  
Kenneth Tookes (2002-03)  
Lito Sheppard (1999-2001)  
Travis McGriff (1995-98)  
Larry Kennedy (1991-94)  
Jason Hailey (1990)  
Terence Barber (1988, 1989)  
Andy Elton (1987)  
Brian Massingill (1985)  
Bobby Raymond (1982-84)  
Brian Clark (1978-81)  
David Posey (1974-76)

### 4

Brandon Powell (2015-16)  
Kyle Christy (2012-14)  
Damien Jacobs (2012-13)  
Andre Debose (2009-14)  
Levi Leigh (2007)  
Wondy Pierre-Louis (2006-09)  
Mark Guandolo (2006)  
Avery Atkins (2005)  
Josh Portis (2004-05)  
Ciatrick Fason (2002-04)  
Marquand Manuel (1997-01)  
Lawrence Wright (1993-96)  
Del Speer (1990-92)  
Kerry Watkins (1987-89)  
Vernell Brown Sr. (1982-85)  
Joe Borajkiewicz (1981)  
Mark Dickert (1980)  
Vernon James (1979)  
Alvin Parrish (1975-76)

### 5

Jalen Tabor (2014)  
Ahmad Fulwood (2013-16)  
Marcus Roberson (2011-13)  
Joe Haden (2008-2009)  
Andre Caldwell (2003-07)  
Earnest Graham (1998-2002)  
Jacquez Green (1996-97)  
Ronnie Battle (1994-95)  
Terrence Foy (1993)  
Lawrence Wright (1992)  
Willie McClendon (1988-91)  
John David Francis (1987)  
Kerry Watkins (1986)  
John Davis Francis (1985)  
Eric Anderson (1983-84)  
Jim Gainey (1981-82)  
Bill Kynes (1975-76)  
David Bowden (1972-73)  
Jack Eckdahl (1968-69)

### 6

Quincy Wilson (2015-16)  
Jeff Driskel (2012-14)  
Dante Fowler, Jr. (2012-14)  
Jaye Howard (2007-11)  
Deonte Thompson (2007-11)  
Jemalle Cornelius (2003-06)  
Taylor Jacobs (1998-02)  
Steve Shipp (1998)  
Ian Skinner (1997)  
Bo Carroll (1996)  
Damian Hill (1995)  
Judd Davis (1993-94)  
Pete Archie (1991-92)  
Jimmy Spencer (1987-90)  
Robert McGinty (1986, 1987)  
Paul Beavin (1985)  
David Nardone (1983-84)  
Charlie Kerr (1981)  
Jim Gainey (1980)  
Vernon James (1977-79)  
Jim Getzen (1972)  
John James (1970-71)  
Terry Ash (1969)

### 7

Duke Dawson (2014-16)  
Will Grier (2014-15)  
Alex Adler (2013)  
Robert Clark (2011)  
Ronald Powell (2010-13)  
Justin Williams (2008-2010)  
Jamar Hornsby (2006-07)  
Cornelius Ingram (2004-08)  
Cory Bailey (2002-04)  
Brian Crum (2002)  
Brock Berlin (2001)  
Jesse Palmer (2000)  
Jesse Palmer (1997-99)  
Danny Wuerffel (1992-96)  
Alonzo Sullivan (1991)  
Kyle Morris (1990)  
John David Francis (1988, 1989)  
Pepe Lescano (1985-87)  
Lorenzo Hampton (1982-84)  
Chris Fisher (1981)  
Tyrone Young (1979-1980)  
Terry LeCount (1975-77)  
John Reaves (1969-71)

### 8

Nick Washington (2015-16)  
Skyler Mornhinweg (2014)  
Leon Orr (2014)  
Jeremy Brown (2010-13)  
Trey Burton (2010-13)  
Chris Rainey (2007)  
Carlos Dunlap (2007-09)  
Percy Harvin (2006)  
Chad Jackson (2003-05)  
Rex Grossman (1999-2002)  
Nafis Karim (1995-98)  
Jacquez Green (1994)  
Shawn Wilson (1993)  
Marquette Oliver (1990-92)  
Tony Jones (1986-89)  
Ricky Easmon (1982-84)  
Jim McClellan (1978-79)  
Don Gaffney (1973-75)  
Richard Franco (1969-71)

### 9

Dre Massey (2016)  
Latroy Pittman, Jr. (2013-15)  
Matt Rolin (2013-14)  
Josh Evans (2012)  
Jacob Guy (2012-14)  
Quinton Dunbar (2011)  
Joshua Shaw (2011)  
Carl Moore (2009-10)  
Louis Murphy (2007-08)  
Kenneth Tookes (2006)  
Mat Kynes (2003-05)  
Gus Scott (2001-03)  
Brock Berlin (2000)  
Darrell Jackson (1997-99)  
Anthonie Lott (1993-96)  
Shane Matthews (1990-92)  
Will White (1989)  
Willie Snead (1987, 1988)  
Ray McDonald (1982-85)  
Chris Fisher (1979-1980)  
Buster Morrison (1972-74)

John Schnebly (1969-71)

### 10

Josh Hammond (2016)  
Valdez Showers (2012-15)  
Tyler Murphy (2010-12)  
Will Hill (2008-2010)  
Eric Wilbur (2003-06)  
John Curtis (2004-05)  
Ingle Martin (2002-03)  
Jabar Gaffney (2000-01)  
John Capel (1998-99)  
Ronnie Battle (1996-97)  
Eric Kresser (1994-95)  
Monty Grow (1989-93)  
Hank Rone (1988)  
Kyle Morris (1987)  
Eric Hodges (1983-86)  
Tyrone Young (1981-82)  
Joe Brodsky (1977-79)  
Jimmy Fisher (1974-76)  
Chan Gailey (1971-73)  
Larry Rentz (1966-68)  
Jimmy Hall (1962-64)

### 11

Vosean Joseph (2016)  
Kyle Trask (2016)  
Demarcus Robinson (2013-15)  
Neiron Ball (2012-14)  
Jordan Reed (2010-12)  
Riley Cooper (2008-2009)  
Jarred Fayson (2006)  
Richard Fetherolf (2005)  
O.J. Small (2000-04)  
Thaddeus Bullard (1997-99)  
Ben Hanks (1992-95)  
Steve Spurrier (1964-66)  
Bobby Dodd (1962)

### 12

Austin Appleby (2016)  
C.J. McWilliams (2016)  
Josh Grady (2015)  
Quincy Wilson (2014)  
Max Staver (2013)  
Jacoby Brissett (2012)  
Antonio Morrison (2012)  
John Brantley (2007-11)  
Joe Haden (2007)  
Cody Worton (2006)  
Chris Leak (2003-06)  
Eric Nappy (2003-05)  
Jemalle Cornelius (2002)  
Ingle Martin (2001)  
Kelvin Knight (2000)  
Doug Johnson (1996-99)  
Jacquez Green (1995)  
Terry Dean (1990-94)  
Donald Douglas (1989)  
Lex Smith (1988)  
Kerwin Bell (1984-87)  
Pat Pinner (1983)  
Bob Hewko (1980-82)  
John Brantley (1977-79)  
Marshall Levy (1975)  
Robbie Davis (1973)  
Elwood Aust (1972)

Bobby Downs (1965-67)  
Tom Shannon (1962-63)

### 13

Feleipe Franks (2016)  
Brian Fallace (2015)  
Daniel McMillian (2013-16)  
Christian Provancha (2011-14)  
Latroy Pittman, Jr. (2012)  
Dee Finley (2009-11)  
Cameron Newton (2007-08)  
Brian Crum (2003-06)  
Patrick Dosh (2002)  
Alex Brown (1998-2001)  
Mike Harris (1993-97)  
Arden Czyzewski (1987-91)  
Antwan Chiles (1991-92)  
Steve Ewing (1986, 1987)  
Ray Criswell (1982-85)  
Larry Ochab (1978-1980)  
Robby Ball (1975)  
Tom Dolf (1973-74)

### 14

Chirs Williamson (2016)  
Luke Del Rio (2015-16)  
C.J. Worton (2014)  
Alex McCalister (2014-15)  
Chris Wilkes (2013)  
Chandler Carr (2010-11)  
Jaylen Watkins (2010-13)  
Andrew Blaylock (2006-2009)  
Markihe Anderson (2007-09)  
Eric Nappy (2006)  
Justin Midgett (2003-04)  
Matt Leach (2001-04)  
Tre Orr (2000)  
Billy Young (1997-99)  
Bart Edmiston (1995-96)  
Shayne Edge (1991-94)  
Ernie Mills (1987-90)  
Barry DeWitt (1986)  
Bill Nanos (1984)  
Derrick Crudup (1983)  
Johnell Brown (1980-81)  
Johnell Brown (1979)  
David Wright (1974)  
Harold Peacock (1968)  
Bruce Bennett (1963-65)  
Larry Libertore (1960-62)

### 15

Eddy Pineiro (2016)  
Jacob Guy (2015)  
Brandon Powell (2014)  
Ryan Parrish (2012-14)  
Louchevy Purifoy (2011-13)  
Tim Tebow (2006-09)  
Demetric Webb (2003-05)  
Jermaine McCollum (2002)  
Brian Haugabrook (1997-2001)  
Reidel Anthony (1994-96)  
Eric Kresser (1993)  
Michael Cohen (1991-92)  
Lex Smith (1989, 1990)  
Mike McQuagge (1988)  
Arden Czyzewski (1987)  
Hal Williams (1986)

**ALL-TIME NUMERICAL ROSTER (Since 1960)**

Brian Massingill (1984)  
Wayne Peace (1981-83)  
Jim Phillips (1979)  
Bill Cross (1976)  
Kay Stephenson (1965-66)  
Tom Batten (1960-62)

**16**

Brian Fallace (2016)  
Freddie Swain (2016)  
Austin Hardin (2012-15)  
Scott Peek (2012)  
Jeff Driskel (2011)  
Christian Provancha (2010)  
A.J. Jones (2009-10)  
Jordan Reed (2009)  
Carl Moore (2008)  
Tyler Stewart (2007)  
Butch Rowley (2006)  
A.J. Jones (2006-08)  
Vernell Brown Jr. (2001-05)  
Chris Stephens (1999-2000)  
Tim Olmstead (1997-98)  
Brian Schottenheimer (1994-96)  
Adam Whitehurst (1993)  
Eric Kresser (1992)  
Brian Fox (1990-91)  
Johnny Nichols (1989)  
Jamie McAndrew (1986-87)  
Scott Marshall (1985)  
Chris Perkins (1983-84)  
Scott Marshall (1982)  
Roger Sibbald (1981)  
Skipper Peek (1977-79)  
Jimmy Barr (1971-72)  
Harmon Wages (1965-67)  
Ken Russell (1963-64)

**17**

Anderson Proctor (2015)  
Jordan Sherit (2013-16)  
Skyler Mornhinweg (2012-13)  
Jacob Brissett (2011)  
Chas Henry (2007-10)  
Nyan Boateng (2006)  
Curtis Carr (2005-07)  
Gavin Dickey (2002-2005)  
Reche Caldwell (1998-2001)  
Noah Brindise (1996-97)  
Sarola Palmer (1992-95)  
Johnny Nichols (1990-91)  
Mike Billins (1989)  
Jeff Dawson (1985, 1986)  
Mark Massey (1981)  
Darryl Crane (1979)  
Thom Clifford (1972, 74-75)

**18**

C.J. Worton (2015-16)  
Roger Dixon (2014)  
Justus Reed (2014)  
Kent Taylor (2012-13)  
Ryan Parrish (2010-11)  
T.J. Lawrence (2008-2009)  
Jerimy Finch (2007)  
Tremaine McCollum (2003-06)  
Jason Hunter (2003)  
Jeff Crevling (2001-02)

Jason Hunter (2002)  
Kevin McKinnon (1999-2000)  
Larry Richart (1998)  
Jamie Richardson (1996-97)  
Bobby Sabelhaus (1995)  
Eddie Lake (1993-94)  
Lawrence Hatch (1991-92)  
Andy Newman (1989, 1990)  
Louis Oliver (1985-88)  
Tony Lilly (1981-83)  
Darrell Jones (1979)  
John Williams (1973-74)

**19**

Johnny Townsend (2013-16)  
Ryan McGriff (2011-14)  
Caleb Sturgis (2008-2012)  
Tony Joiner (2004-07)  
Matt Jackson (2000-03)  
Travis Taylor (1997-99)  
Ike Hilliard (1994-96)  
Bart Edmiston (1992-93)  
Luke Bencie (1991)  
Ryan Ruland (1990)  
Herbert Perry (1987-89)  
Rodney Brewer (1984-86)  
Donnie Whiting (1983)  
Larry Keefe (1982)  
Johnny Smith (1978-1980)  
Scott Schuler (1974)

**20**

Darius Masline (2014)  
Omaris Hines (2012)  
Marcus Maye (2012-16)  
Valdez Showers (2011)  
Malcolm Jones (2010)  
Christopher Scott (2008)  
Dorian Munroe (2007-2009)  
Joe Cohen (2003-06)  
Anthony Gay (2005)  
DeShawn Wynn (2002)  
Robert Gillespie (1998-2001)  
Vannez Gooch (1998)  
Tyrone Baker (1996-97)  
Sam McCorkle (1993-95)  
Ed West (1991-92)  
Cornell Tinner (1990)  
Tony Lomack (1987-89)  
Brett Wiechmann (1983-86)  
Eric Anderson (1982)  
Tim Groves (1978-1980)  
Robert Morgan (1974-76)  
Vince Kendrick (1971-73)  
Guy McTheny (1968-69)  
Jimmy Jordan (1964-65)  
Hagood Clarke (1961-63)

**21**

McArthur Burnett (2016)  
Deiondre Porter (2014-15)  
Kelvin Taylor (2013-15)  
Evan Schroeder (2012)  
Jabari Gorman (2011-13)  
Brenden Bice (2010)  
Major Wright (2007-09)  
Emmanuel Moody (2007-10)  
DeShawn Wynn (2003-06)

Lester Norwood (1998-2002)  
Fred Taylor (1994-97)  
Tony Davis (1992-93)  
Dexter McNabb (1988-91)  
Darrell Woulard (1986, 1987)  
Frankie Neal (1983-85)  
Cris Collinsworth (1977-1980)  
Tom Dolfi (1975)  
Tyson Sever (1972-74)  
Bruce Gunter (1969-71)  
Hal Seymour (1963-65)  
Ron Stoner (1962)

**22**

Lamical Perine (2016)  
Case Harrison (2015)  
Harry Gornto V (2015)  
Adam Lane (2013-14)  
Evan Schroeder (2013)  
Nick Washington (2013-14)  
Hugh Miles (2012)  
Matt Elam (2010-12)  
Cade Holliday (2007-09)  
Reggie Lewis (2002-06)  
Tre Orr (2001-03)  
Chuck Marks (1999-2000)  
Terry Jackson (1995-98)  
Tyrone Baker (1994)  
Willie Jackson Jr. (1990-93)  
Emmitt Smith (1987-89)  
John L. Williams (1982-85)  
Derrick Burdgett (1978-1979)  
Glenn Sever (1973-75)  
Willie Jackson Sr. (1970-72)  
Steve Tannen (1968-69)  
Mike Healey (1966-67)  
Gerald Bramlett (1965)  
Jerry Newcomer (1962-64)  
Tom Alderson (1960-64)

**23**

Chauncey Gardner, Jr. (2016)  
Jeremi Powell (2015)  
J.C. Jackson (2014)  
Danny Krysalka (2013)  
Chris Martin (2010)  
Mike Gillislee (2009-12)  
Corey Henderson (2008-09)  
Jacques Rickerson (2006-08)  
Cade Holliday (2006)  
Dawayne Grace (2004-05)  
Jeff Whitaker (2004)  
Carlos Perez (2000-03)  
Tremaine McCollum (2002)  
Demetrius Lewis (1997-99)  
Dwayne Mobley (1992-96)  
Jimmy Owens (1991)  
Kurt Young (1990)  
Wayne Williams (1986-88)  
Curtis Stacey (1982-85)  
Gordon Pleasants (1980)  
Jimbo Donigan (1979)  
Derrick Gaffney (1976-77)  
Leonard George (1970-72)  
Gordon Pleasants (1979)  
Larry Williamson (1968)  
Allen Trammell (1963-65)  
Russ Mercer (1962)

**24**

Mark Thompson (2016)  
Brian Poole (2013-15)  
Matt Jones (2012-14)  
Josh Evans (2009-11)  
John Curtis (2006-08)  
Deshawn Carter (2002-05)  
Jimtavis Walker (2003)  
Jimtavis Walker (2002)  
Cory Bailey (2001)  
Vannez Gooch (1999-2000)  
Ian Skinner (1998)  
Marquis Westbrook (1998)  
Fred Weary (1993-97)  
Tre Everett (1989-92)  
Bill Lang (1986-88)  
Ricky Knight (1983-85)  
Kyle Knight (1980-81)  
Kyle Coburn (1977-79)  
Alvin Cowans (1974-76)  
Wayne Fields (1973)  
Andy Cheney (1971)  
Jerry Vinesett (1968-70)  
Gene Peek (1966-68)  
Sam Mack (1960-62)

**25**

Brady Walters (2016)  
Jordan Scarlett (2015-16)  
Matt Rolin (2015)  
Garrett Stephens (2014)  
Gideon Ajagbe (2010-14)  
Brandon Kendrick (2006)  
Brandon James (2006-09)  
Skyler Thornton (2003-05)  
Robert Cromartie (1997-2002)  
Elijah Williams (1994-97)  
Daryl Frazier (1992-93)  
Carlton Pouncy (1991)  
Kendall Cook (1990)  
Stacy Simmons (1987-89)  
Basil Benjamin (1986)  
Kerry Watkins (1985)  
Roger Sibbald (1982-84)  
Randy Clark (1981)  
Chuck Hatch (1977-79)  
Lee McGriff (1972-74)  
Danny Flanders (1971)  
Bill Gaisford (1966-68)  
Dick Kirk (1963-65)  
Dave Blutworth (1962)

**26**

Marcell Harris (2013-16)  
De'Ante Saunders (2011-12)  
Lorenzo Edwards (2007-10)  
Jermaine McCollum (2003-06)  
Todd Johnson (1999-2002)  
Chad Filley (1998)  
Mike Gipson (1998)  
Jon Xynidis (1995-97)  
Nafis Karim (1994)  
Dwayne Thomas (1993)  
Myrick Anderson (1989-92)  
Jarvis Williams (1983-87)  
Ivory Curry (1980-82)  
Kyle Knight (1978)  
Barry Walker (1976-1978)

Al Dorminy (1971-72)  
Mark Ely (1967-69)  
George Grandy (1964-66)  
Dick Kirk (1962)

**27**

Quincy Lenton (2016)  
Isaac Brinson (2015)  
Willie Bailey (2012)  
Ben Peacock (2011-14)  
Chris Dunkley (2010)  
Adrian Bushell (2008-09)  
Mon Williams (2006-08)  
Telly Concepcion (2006-07)  
DaJuan Lawrence (2003-05)  
Travis Harris (2000-04)  
David Wasielewski (1999)  
Cedric Warren (1997-98)  
Demetric Jackson (1993-96)  
Kendall Cook (1992)  
Brian Montgomery (1990-91)  
Greg Grandison (1989)  
Ernie Mills (1986)  
Neal Anderson (1982-85)  
Barry Tolliver (1981)  
Bill Fiorillo (1978-79)  
Henry Davis (1974-77)  
Richard Luce (1972)  
Jim Getzen (1971)  
Skip Albury (1968-69)  
Mike McCann (1965)  
Allen Trammell (1962)

**28**

Kylan Johnson (2015-16)  
Jeremi Powell (2012-14)  
Jeff Demps (2011)  
Deandre Goins (2010)  
Jeremy Brown (2008-09)  
Chris Thomas (2007)  
Chevon Walker (2006)  
Ryan Smith (2006)  
Richard Brown (2003-05)  
Kyle Morgan (2003-05)  
Jermaine Thomas (2003)  
Marquis Westbrook (1999-2002)  
Dock Pollard (1996-98)  
Chris Doering (1992-95)  
Richard Fain (1987-90)  
Stacy Simmons (1986)  
John Spierto (1985)  
Linzey Smith (1982-84)  
Curt Garrett (1979-1980)  
David Wright (1975-77)  
Randy Talbot (1972-74)  
Doug Sorenson (1969-71)  
Gary Bimson (1968)  
Jeff Pomeroy (1967)

**29**

Jeawon Taylor (2016)  
Evan Schroeder (2014-15)  
Rhaheim Ledbetter (2012-13)  
Chris Johnson (2011)  
Solomon Schoonover (2010-11)  
Christopher Scott (2009)  
Janoris Jenkins (2008)  
Rashad Dunbar (2007-08)



Lumar Bentley (2006)  
 Eric Rutledge (2005-07)  
 Dwright Jackson (2000-03)  
 Derrick Corker (1999)  
 Mike Peterson (1995-98)  
 Thomas Miller (1993-94)  
 Kevin Glenn (1992)  
 Sam Scavella (1989-91)  
 Owen Bartruff (1987, 1988)  
 Richard Fain (1986)  
 Andre Adams (1985)  
 Scott McConico (1983-84)  
 Pablo Mila (1980-81)  
 Paul Enrico (1978-79)  
 Tim Ayd (1976-77)  
 Robby Ball (1973-74)

### 30

Garrett Stephens (2015-16)  
 DeAndre Goolsby (2014-16)  
 Tim Clark (2011-13)  
 Michael McNeely (2011-13)  
 Chris Pintado (2009)  
 John Jones (2007-08)  
 Earl Everett (2003-06)  
 Casey Connor (2002)  
 Bennie Alexander (1997-2001)  
 Daryl Owens (1996)  
 Demetrius Lewis (1995)  
 Dossy Robbins (1994)  
 Kelvin Randolph (1990-93)  
 Steve Loden (1986, 1987)  
 Tony Jones (1985)  
 Louis Oliver (1984)  
 James Jones (1980-82)  
 Earl Carr (1975-77)  
 Jim Revels (1972-73)  
 Paul Maliska (1967-69)

### 31

Anthony Gigla (2016)  
 Jalen Tabor (2015-16)  
 Michael McNeely (2014)  
 Brian Biada (2010-11)  
 Cody Riggs (2010-13)  
 Bryan Thomas (2006-08)  
 Charles Brown-Rich (2004-05)  
 Johnny Lamar (2001-03)  
 Cory Bailey (2000)  
 Craig Dudley (1996-99)  
 Dock Pollard (1995)  
 Kenny Times (1994)  
 Carlton Miles (1989-92)  
 Tony Leon (1988)  
 Octavious Gould (1986)  
 Joe George (1984, 1985)  
 Kent Feely (1983)  
 Terry Williams (1978-1980)  
 Sammy Lemon (1976)  
 James Richards (1974-75)  
 Ward Eastman (1972)  
 Ellwood Aust (1971)  
 Andy Cheney (1969-70)  
 Tom Christian (1967-68)  
 David Hiers (1963)

### 32

Jordan Cronkrite (2015-16)

D.L. Powell (2013-15)  
 Chris Johnson (2012)  
 Gerald Christian (2010-11)  
 Dustin Doe (2006-09)  
 Reggie Nelson (2005)  
 Zephryn Augustine (2003-04)  
 Willie Green (2000-02)  
 Eugene McCaslin (1995-99)  
 Todd Johnson (1998)  
 Kedra Malone (1990-94)  
 Marquette Oliver (1989)  
 Ricky Mulberry (1983-87)  
 Doug Kellom (1980)  
 Nap Green (1977-79)  
 Sammy Lemon (1975)  
 Andy Summers (1972-74)  
 Charles Hood (1969-71)  
 Bill McBride (1966-68)  
 Alan Poe (1962-65)

### 33

David Reese, II (2016)  
 Tyriek Hopkins (2015-16)  
 Chris Maignan (2012-13)  
 Mack Brown (2010-14)  
 Minch Minchin (2010-11)  
 Scott Peek (2008-09)  
 Moise Paul (2006-07)  
 Kestahn Moore (2006-08)  
 Darryon Robinson (2004-05)  
 Ran Carthon (1999-2003)  
 Teako Brown (1995-98)  
 Tony George (1994)  
 Errict Rhett (1989-93)  
 Kenny Stevens (1988)  
 Dwayne Glover (1985-87)  
 Calvin Davis (1979-1981)  
 Tony Green (1975-77)  
 Nat Moore (1973)  
 Tommy Durrance (1969-71)  
 Larry Smith (1966-68)  
 Jack Harper (1963-65)  
 Lindy Infante (1960-62)

### 34

Alex Anzalone (2013-16)  
 Neil MacInnes (2015)  
 Case Harrison (2013)  
 Jason Traylor (2011)  
 Tim Clark (2010)  
 Lerentee McCray (2008-12)  
 Reginald Hopkins (2007-08)  
 Dorian Munroe (2005-06)  
 Lamont Sheppard (2004-06)  
 Alik Scott (2004)  
 Daryl Dixon (1999-2003)  
 Joe Ferguson (1998)  
 Luke Farmer (1997-98)  
 Jerome Evans (1992-96)  
 Brady Ackerman (1991)  
 Terrell Jackson (1990)  
 Darryl Perry (1986-89)  
 Scott McConico (1985)  
 Kenneth McLaughlin (1984)  
 James Besette (1983)  
 Lorenzo Hampton (1981)  
 John Whittaker (1979)  
 Harold Marshall (1978)

Tony Waters (1977)  
 Vernon Masters (1975)  
 John Clifford (1970-72)  
 Brian Hipp (1967-69)  
 Marquis Baeszler (1964-66)  
 Bob Hoover (1960-62)

### 35

Joseph Putu (2016)  
 Chris Williamson (2015)  
 Michael Iorio (2013-14)  
 Jesse Schmitt (2011-12)  
 Ahmad Black (2007-10)  
 Cody Worton (2007)  
 Eric Sledge (2005-06)  
 Reynaldo Hill (2003-04)  
 Kennard Ellis (2000-01)  
 Dwright Jackson (1999)  
 TJ Truxon (1998-99)  
 Ernie Dubose (1995-96)  
 Michael Gilmore (1990-94)  
 James Domineck (1988)  
 Brad Beckerman (1986)  
 Shannon Burch (1979-1981)  
 Carl Prioleau (1977)  
 Jimmy DuBose (1973-75)  
 John Silman (1970-71)  
 Chip Hinton (1965-67)  
 Larry Dupree (1962-64)

### 36

Eddie Giles (2016)  
 Roger Dixon (2015)  
 Eddie Giles (2015)  
 David Campbell (2012-13)  
 Moses Jenkins (2007-11)  
 Nick Brooks (2002-06)  
 Ralph Townsend (2002-03)  
 Deshawn Carter (2001)  
 Matt McCoun (1998-2000)  
 Jayme Campbell (1996)  
 Carlton Pouncy (1995)  
 Kevin Freeman (1990-94)  
 Del Speer (1989)  
 Anthony Williams (1984-87)  
 Vito McKeever (1981-83)  
 David Johnson (1978)  
 Lenny Lucas (1971-72)  
 Jack Burns (1968-70)  
 Tom Hungerbuhler (1965-67)  
 Richard Skelly (1960-62)

### 37

Mark Herndon (2016)  
 Isaac O'Neal (2015)  
 Mark Herndon (2012-15)  
 Ben Sams (2010-11)  
 Brandon Sanders (2010-11)  
 Marcus Nemeth (2009)  
 Butch Rowley (2007-08)  
 Vincent Brown (2007-09)  
 Tim Higgins (2006)  
 Markihe Anderson (2006)  
 Kalvin Baker (2005)  
 Tim Higgins (2003-05)  
 Matt Neddeff (2003-04)  
 Antoine Sharp (2001-02)  
 Guss Scott (2000)

Reggie Davis (1995-99)  
 Teako Brown (1994)  
 Tyrone Baker (1993)  
 Eddie Lake (1990-92)  
 Kirby Langelier (1989)  
 Tony Lomack (1986)  
 Dwayne Glover (1984)  
 Frank Holloway (1979)  
 Joe Portale (1977-78)  
 Cary Geiger (1971-73)  
 Hunter Bowen (1970)  
 Rocky Doddridge (1968)  
 Dan Manry (1966-67)  
 Dallas Johnson (1963)  
 Bruce Starling (1962)

### 38

Neil MacInnes (2016)  
 Nick Oelrich (2016)  
 Bair Diamond (2015)  
 Kerollin Francois (2013-15)  
 Phillip Bellino (2010-11)  
 Zack O'Quinn (2008)  
 Lorenzo Campbell (2006-07)  
 Jonathan Phillips (2005-09)  
 Taurean Wiggins (2005)  
 Matt Piotrowicz (2000-04)  
 Matt Sitter (1999)  
 Tabious Carter (1998)  
 Demetrius Lewis (1996)  
 Pat Lowe (1994-95)  
 Ryan Ruland (1991-93)  
 Chuck Wabbersen (1989, 1990)  
 Willie McGrady (1987, 1988)  
 Dwayne Ferguson (1986)  
 Jay Baker (1984, 1985)  
 Scott Waggoner (1980)  
 Sammy Raulerson (1979)  
 Charles Skalaski (1977)  
 Alvin Butler (1972-74)  
 Harvin Clark (1969-71)  
 Wayne McCall (1965-67)

### 39

Ryan Ferguson (2016)  
 Michael Iorio (2015-16)  
 Ryan Ferguson (2014-15)  
 Todd Fennell (2011-12)  
 Newton Lizima (2010)  
 Joey Sorrentino (2006-09)  
 Chris Hetland (2002-06)  
 Stephen English (2003)  
 Matt Sitter (2001)  
 Teddy Sims (1996-99)  
 Tommy Shannon (1995)  
 Chris Bilkie (1990-94)  
 Cedric Smith (1986-89)  
 Wayne Williams (1985)  
 Joe Henderson (1982-84)  
 Larry Slaughter (1981)  
 Carl Prioleau (1979-1980)  
 Joe Voor (1978)  
 Larry Brinson (1974-76)  
 Nat Moore (1972)

### 40

Jarrad Davis (2013-16)  
 Justin Vogel (2012-13)

David Lerner (2008-11)  
 Brandon Hicks (2007-10)  
 Brandon Siler (2004-06)  
 Reid Fleming (2001-03)  
 Rod Frazier (1996-2000)  
 Johnnie Church (1992-95)  
 Kirk Robinson (1989-91)  
 Andy Newman (1988)  
 Gerold Dickens (1983-87)  
 Bob Kurzu (1979-81)  
 Tony Waters (1978)  
 Lewis Gilbert (1977)  
 David Pope (1972)  
 Mike Rich (1969-71)

### 41

Ryan Farr (2015-16)  
 Hunter Joyer (2011-14)  
 Miguel Carodine (2010)  
 Jamaal Deveaux (2005)  
 Ryan Stamper (2005-09)  
 Casey Connor (2003)  
 Ray Snell (2000-02)  
 Keith Kelsey (1995-99)  
 Mike Peterson (1994)  
 Ed Robinson (1989-93)  
 John Spierto (1986-88)  
 Pat Adams (1985)  
 Jimbo Pratt (1982)  
 Larry Keefe (1981)  
 Bo Smith (1977-79)  
 Andrew Wade (1974)  
 Roy Mallory (1971-72)  
 Danny Flanders (1970)  
 Jim Kelly (1967)  
 Steve Heidt (1964-66)

### 42

Jordan Smith (2016)  
 Nick Sproles (2016)  
 Keanu Neal (2013-15)  
 Blake Castillo (2011)  
 Eric Strack (2010)  
 Steven Wilks (2007-10)  
 Billy Latsko (2006)  
 Miguel Carodine (2006-09)  
 Billy Latsko (2003-05)  
 Byron Hardmon (1999-2002)  
 Jevon Kearse (1995-98)  
 Darren Hambrick (1993-94)  
 Shea Showers (1992)  
 Chris Doering (1991)  
 Henry Haston (1991)  
 Ron Perez (1990)  
 James Massey (1983-87)  
 Joe McTeague (1982)  
 Johnny Gaffney (1978-1981)  
 Don Dickey (1975)  
 Larry Frosch (1971)  
 Garry Walker (1968-70)  
 John Feiber (1964-66)  
 Pete Stroud (1963)

### 43

Glenn Jarriel (2015-16)  
 Mark Norvelis (2015-16)  
 Kyle Crofoot (2011-14)  
 Jelani Jenkins (2009-10)

**ALL-TIME NUMERICAL ROSTER** *(Since 1960)*

James Smith (2004-08)  
 Darryl Gresham Jr. (2005)  
 Andrew Jones (2004)  
 Matt Fariior (1999-2003)  
 Josh Korn (1997-98)  
 Chuck Marks (1998)  
 Matt Teague (1995-96)  
 Terry Jackson (1994)  
 Elijah Williams (1993)  
 Judd Davis (1992)  
 Ben Hanks (1991)  
 Pete Archie (1990)  
 Curtis White (1987, 1988)  
 Arthur White (1983-86)  
 Sonny Gilliam (1980-82)  
 Thad Adams (1979)  
 Warren Gaffney (1976, 78)  
 Glenn Cameron (1972-74) John Faix (1968-71)  
 Graham McKeel (1964-67)  
 Jim O'Donnell (1961-63)

**44**

Rayshad Jackson (2015-16)  
 Tucker Nordman (2016)  
 Kyle Christy (2011)  
 Leon Orr (2011-13)  
 Jason Traylor (2010)  
 Ean McQuay (2007-09)  
 Duke Lemmens (2007-10)  
 Marcus Thomas (2003-06)  
 Jay Pattela (2002)  
 Rob Roberts (1999-2001)  
 David Wasielewski (1998)  
 Trey Killingsworth (1997)  
 James Bates (1992-96)  
 Ephesians Bartley (1988-91)  
 Reggie Corlew (1984-87)  
 Derald Williams (1979-81)  
 Willie Wilder (1976-77)  
 Joel Parker (1971-73)  
 Ted Hager (1968-70)  
 Richard Trapp (1965-67)  
 Billy Joe James (1963-64)  
 Tom Kelley (1960-62)

**45**

Charles Nordman (2016)  
 R.J. Raymond (2014-16)  
 Antonio Riles (2013)  
 Newton Lizima (2011)  
 Christian Estevez (2010)  
 T.J. Pridemore (2008-10)  
 Bo Howard (2006-07)  
 Alex Bennett (2006)  
 Michael Brown (2004)  
 Eddie Hatch (2002-03)  
 Andra Davis (1997-2001)  
 Alan Rhine (1996)  
 Jason Bartley (1991-95)  
 Kendall Cook (1991)  
 Joey Frederick (1990)  
 Pat Moore (1986-89)  
 Leon Pennington (1982-85)  
 Mike Ricketts (1979-81)  
 Carlos Alvarez (1969-71)  
 Tom Abdelnour (1967)  
 Don Knapp (1965-66)

Ron Pursell (1962)  
 Ron Goodman (1960-61)

**46**

Harry Gornto, V (2016)  
 Will Thomas (2016)  
 LeAndre Rembert (2013-15)  
 Drew Ferris (2010-14)  
 Michael Ross (2008-10)  
 Cody Worton (2008-09)  
 Kyle Pupello (2006)  
 Jarvis Herring (2001-05)  
 Pat Kelly (2003)  
 Pat Kelley (2002)  
 Eric Jonsson (1999-2000)  
 Rob Roberts (1998)  
 Mike Gipson (1997)  
 Xavier McDaniel (1993-96)  
 Demetric Jackson (1992)  
 Ainsely Carry (1991)  
 Brent Ellis (1990)  
 Webbie Burnett (1986, 1987)  
 Joey Nicoletto (1985)  
 Fred McCallister (1981-83)  
 David Dent (1980)  
 Tony Robinson (1978-79)  
 Jim Revels (1971)  
 Jimmy Barr (1969-71)  
 Robbie Rebol (1967)  
 Willie Lager (1961-63)

**47**

Jonathan Haney (2015-16)  
 John Crofoot (2009-12)  
 Greg Taussig (2008)  
 Brandon Antwine (2006-10)  
 Todd McCullough (2001-05)  
 Alan Rhine (1999-2000)  
 Rod Graddy (1996-98)  
 Matt Pearson (1991-95)  
 Jeff Reuter (1988)  
 Clete Davis (1984)  
 Bruce Vaughn (1980-83)  
 Tom Wiegmann (1979)  
 Jim Kreis (1976-77)  
 Roy Mallory (1973)  
 Mike Palahach (1969)  
 Tom Campbell (1962-63)

**48**

Brett DioGuardi (2016)  
 Edwitch Merisier (2016)  
 Anthony Harrell (2015)  
 William Few (2013)  
 Wes Owings (2012)  
 Neiron Ball (2010)  
 Rick Burgess (2008-09)  
 Marquis Hannah (2007-09)  
 Javier Estopinan (2004-06)  
 Tyler Guettler (2003)  
 Larry Kendrick (2001-02)  
 Roderick Royal (1999-2000)  
 Alex Brown (1997)  
 Cedric Warren (1996)  
 Dexter Daniels (1992-95)  
 Matt Hurbanis (1990-91)  
 Todd Gatlin (1985-88)  
 Clifford Charlton (1984)

Doug Drew (1981-83)  
 Artie Kempner (1980)  
 Jimbo Pratt (1979)  
 Rod Brooks (1978)  
 Joe Allen (1974-75)  
 Gary Petersen (1970-71)  
 Wayne Barfield (1965-67)

**49**

Devin Grimm (2015)  
 Jacob Tilghman (2015-16)  
 A.J. Mobley (2014)  
 Darrin Kitchens (2010-13)  
 Andrew Johnson (2006-07)  
 Jermaine Cunningham (2006-09)  
 Shane Cimock (2003-05)  
 Terrence Holmes (2002-04)  
 Jeff Chandler (1998-2001)  
 Zuri Buchanan (1996)  
 Tyrone Baker (1995)  
 Dwayne Thomas (1994)  
 Henry Haston (1993)  
 Andy Kissenberth (1992)  
 Judd Davis (1991)  
 Hank Rone (1989)  
 Joey Nicoletto (1985-88)  
 Bill Nelson (1983-84)  
 Fernando Jackson (1979-82)  
 Steve Blair (1975-77)  
 Pat Floyd (1974)  
 George Wester (1971)  
 Jim Kelly (1970)  
 Tommy Glenn (1965-67)

**50**

Jeremiah Moon (2016)  
 Darius Singletary (2015)  
 Octavius Jackson (2013)  
 Cody Hampton (2009-11)  
 Sam Robey (2008-12)  
 Chris Pintado (2006-08)  
 Jay Patella (2003-05)  
 Branden Daniel (2004)  
 Marcus Oquendo-Johnson (1998-2002)  
 Kavin Walton (1994-96)  
 Gantt Crouch (1992-93)  
 Brad Culpepper (1988-91)  
 Pat Pinner (1985-87)  
 Phil Bromley (1982-84)  
 Yancey Sutton (1977-1980)  
 Kevin Logan (1977-76)  
 Ricky Browne (1971-73)  
 Mike Kelley (1968-70)  
 Max Bilinski (1962-64)

**51**

Antonio Riles, Jr. (2014-16)  
 Michael Taylor (2010-14)  
 Brandon Spikes (2006-09)  
 Bryan Royal (2002-05)  
 Rod Royal (2001)  
 Reid Fleming (2000)  
 Ryan Kalich (1995-99)  
 Anthony Ingrassia (1992-94)  
 Gregg Diamond (1990-91)  
 Greg Baldwin (1987-89)  
 John Scott (1985)  
 Rodney Billett (1983-84)

Tim Newton (1981-82)  
 Bill Allen (1981)  
 David Little (1978-1980)  
 Robbie Moore (1973-76)  
 Mark King (1971-72)  
 Brad Powell (1968-70)  
 George Dean (1967)  
 Bill Carr (1964-66)  
 Russell Staples (1962)

**52**

Travaris Dorsey (2014-15)  
 Steven Stipe (2013-16)  
 Jon Bostic (2009-11)  
 Darryl Gresham Jr. (2006)  
 Alvin Butler (2003-05)  
 Chris Reynolds (1998-2002)  
 Dwayne Thomas (1995-97)  
 David Swain (1992-94)  
 Anthony Riggins (1991)  
 Chris Bromley (1986-90)  
 Webbie Burnett (1985)  
 Ricky Williams (1982-84)  
 Phil Pharr (1978-1980)  
 Vernon Barber (1974-75)  
 Jan Gowland (1972)  
 Bernie Byers (1968)  
 Bobby Adams (1967)  
 Roger Pettee (1963-64)

**53**

Kavaris Harkless (2014-16)  
 Cody Adams (2012-13)  
 Scott Peek (2010-11)  
 Mike Williamson (2009)  
 Jamaal Deveaux (2006-08)  
 Joey Viscusi (2004-05)  
 Alik Scott (2002-03)  
 Wesley Bryant (2001)  
 Tommy Hilliard (1998-2000)  
 Thaddeus Bullard (1996)  
 Kevin Johnson (1991-95)  
 Brent Ellis (1987-89)  
 Frank McCarthy (1982-86)  
 Joe Good (1981)  
 Rod Brooks (1979-1980)  
 Matt Morrall (1978)  
 Charlie Williams (1975-77)  
 Kim Helton (1967-69)  
 Bruce Culpepper (1960-62)

**54**

Khairi Clark (2014-16)  
 Cameron Dillard (2013-16)  
 Christopher Guido (2010-12)  
 Brendan Beal (2008-09)  
 Roderick Blackett (2006-08)  
 Doug Guziec (2002-05)  
 David Jorgensen (1998-2002)  
 Willie Rodgers (1993-97)  
 Lex Smith (1991-92)  
 Mark Murray (1986-90)  
 Greg Burden (1984, 1985)  
 Ricky Nelson (1983)  
 Bill Allen (1982)  
 Van Jones (1980)  
 Van Jones (1979)  
 James Harrell (1978)

Herb Cain (1976)  
 Mike Berry (1974-75)  
 Ward Eastman (1973)  
 Dave Barnhardt (1967-68)  
 Gary Cliett (1962)

**55**

Thomas Holley (2015)  
 Roderick Johnson (2014)  
 Darius Cummings (2013-14)  
 Graham Stewart (2011)  
 Mike Pouncey (2007-10)  
 Jon Demps (2005-06)  
 Channing Crowder (2003-04)  
 Mike Gulla (2002)  
 Travis Carroll (2000-01)  
 Tron LaFavor (1999)  
 Willie Cohens (1995-98)  
 Kenny Times (1993)  
 Shawn Wilson (1992)  
 Scot Brantley (1977-79)  
 Jimmy Ray Stephens (1975)  
 Ralph Ortega (1972-74)  
 Richard Kensler (1969-71)

**56**

Cristian Garcia (2015-16)  
 Thomas Holley (2014)  
 Andre Palmer (2013-14)  
 Dan Wenger (2011)  
 Maurkice Pouncey (2007-09)  
 Darryn Robinson (2006)  
 Pat Kelley (2005)  
 Eric Holcombe (2003-04)  
 Billy Latsko (2002)  
 Lance Butler (2001)  
 Daryl Owens (1997-2000)  
 Cameron Davis (1993-96)  
 Harvey Thomas (1992)  
 Tony Rowell (1990-91)  
 Thomas Johnson (1989)  
 James Spear (1988)  
 Clifford Charlton (1985-87)  
 Tim Newton (1983-84)  
 Ryan Fraser (1980-82)  
 Dave Onorato (1979)  
 Ryan Fraser (1979)  
 Doug Schroeder (1976-78)  
 Jimmy Kynes Jr. (1972-74)  
 Mark Buell (1971)  
 David Peek (1970)  
 Nick Sinardi (1967-69)  
 Charlie Pippin (1966)  
 Jim Bernhardt (1962-63)

**57**

Caleb Brantley (2013-16)  
 Dakota Wilson (2012-13)  
 Samuel Johnson (2009-10)  
 Carl Johnson (2006-10)  
 Jeremy Mincey (2004-05)  
 Bobby McCray (1999-2003)  
 Scott Bryan (1995-98)  
 Kevin Carter (1991-94)  
 Jerry Odom (1987-90)  
 Scott Armstrong (1984-86)  
 Mark Hurm (1981-83)  
 Tim Golden (1978-1980)

Bobby Swanz (1975-77)  
David Poff (1971-72)  
Tom Abdelnour (1968-69)

## 58

Josh Inman (2015)  
Jahim Lawrence (2015-16)  
Dominique Easley (2010)  
Nick Alajajian (2009-12)  
Christopher Guido (2009)  
Jamael Autry (2008)  
Mike Williamson (2006-08)  
Kenny Parker (2001-04)  
Todd Poirier (1999-2000)  
Johnny Rutledge (1995-98)  
Willie Cohens (1994)  
Harold Monk (1991-93)  
Mike Kerr (1989, 1990)  
Ron Moten (1982-86)  
Ray Lawrence (1978-1980)  
Larry Cline (1976-77)  
Melvin Flournoy (1974)  
Ron Doll (1971)  
Fred Abbott (1970)  
Wayne Compton (1968)  
Gary Cliett (1963)  
Roger Pettee (1962)

## 59

Danny Weldon (2016)  
T.J. McCoy (2015-16)  
Dakota Wilson (2014-15)  
John Fairbanks (2006-10)  
Julian Riley (2003-05)  
Mike Nattiel (1999-2002)  
Art Link (1998)  
Wyley Ritch (1993-97)  
Clarke Tanner (1992)  
Cal Dixon (1988-91)  
Jason Lamberth (1985-87)  
Mark Korff (1983-84)  
Doug Smith (1980-82)  
Jim Kreis (1978-79)  
Mark Maynor (1975-76)  
Rick Boedy (1973)  
Butch Condon (1971)  
Gary Kadric (1969)  
Donnie Williams (1968)  
John Lamb (1966)  
John Watson (1965)  
Jimmy Morgan (1962-63)

## 60

Zach Shinn (2014-16)  
William Steinmann (2008-10)  
Zach King (2003)  
Bryan Savelio (2001-02)  
Wes Worthington (2000)  
Thomas Moody (1998)  
Fred Hagberg (1996-97)  
Henry McMillian (1992-94)  
Mark White (1988-91)  
Richard Chaison (1987)  
Charles Wright (1986)  
Don Tinny (1985)  
Billy Hinson (1982-84)  
Tom Schuh (1981)  
Bubba Pratt (1977-79)

Pete Morley (1974)  
John Lacer (1971-73)  
Donnie Williams (1969-70)  
Ray Pilcher (1968)  
John Lamb (1967)  
Jim Benson (1964-66)  
Jack Katz (1962-63)

## 61

Brett Heggie (2016)  
Gary Beemer (2008-10)  
Vernon Shelton (2005-07)  
Mo Mitchell (2001-04)  
Gerald Warren (1997-2000)  
Buck Gurley (1996)  
Brian Kovack (1995)  
Ellis Johnson (1991-94)  
Brian Rooney (1990)  
Joey Frederick (1989)  
Kevin Sills (1985-88)  
Pepper Downie (1981-84)  
Ron Coleman (1977-1980)  
Gerald Loper (1973-75)  
Jim Heck (1972)  
Gene Conrad (1969-70)  
Eddie Foster (1967-68)  
Allan Holt (1962)

## 62

Andrew Ivie (2015)  
Cole Gilliam (2011-12)  
Tucker Blanton (2010)  
Hayden Chance (2009)  
Lamar Abel (2007-08)  
Ronald Dowdy (2002-04)  
James Stone (2003-04)  
Bennie Mills (2000-01)  
Corey Yarbrough (1995-99)  
Dean Golden (1990-94)  
Greg Diamond (1989)  
Chris Birch (1987, 1988)  
Rich Desnoyers (1986)  
Alonzo Mitz (1982-85)  
John Whittaker (1981)  
Joe McTague (1980)  
Mark G Gilliam (1979)  
Mark Midden (1977-78)  
Gavin Sprietsma (1975-76)  
Jeff Cain (1974)  
Joe Sheppard (1971-72)  
Mac Steen (1967-69)  
Red Anderson (1964-66)  
Jerome Jones (1962-63)

## 63

Tyler McVay (2016)  
Trip Thurman (2011-15)  
Cole Gilliam (2009-10)  
Jim Tartt (2004-08)  
Jonathan Marvin (2001-05)  
Aaron Deal (1998-2000)  
Tommy Hilliard (1997)  
Josh Corey (1994-95)  
Craig Carey (1992-93)  
Wesley Sheffield (1991) Tony Daniels (1989)  
Tracy Daniels (1984-88)  
Joe Good (1983)

Lawrence Patrick (1981-82)  
Wally Smojver (1979-1980)  
Wally Hough (1977)  
Don Swafford (1976, 78)  
Mike Williams (1973-75)  
Walter Hutchinson (1971)  
Bruce Cutright (1969)  
Gary Duven (1967)  
Jack Thompson (1962-63)

## 64

Tyler Jordan (2015-16)  
Kyle Koehne (2009-13)  
Kyle Newell (2006-08)  
Buck Gurler (2003-04)  
Anthony Guerrero (2003-04)  
Jarod Lloyd (2002)  
David Kearley (1998-2001)  
Jason Perry (1997)  
Derrick Chambers (1996)  
Jeff Turner (1992)  
David Swain (1991)  
Philip Johnson (1989, 1990)  
Richard Chaison (1988)  
Mark Seager (1987)  
Ray West (1986)  
Greg Cleveland (1983-85)  
Sam Garland (1982)  
Mark G Francisco (1980-81)  
Bill Bennek (1977-79)  
Keith Tribble (1975-76)  
Burton Lawless (1972-74)  
Gary Padgett (1971)  
Eric Taggart (1970)  
Gunnar Paulson (1969)  
Mike Santille (1968)  
John Whatley (1963-65)  
Bob Hosack (1960-62)

## 65

Jawaan Taylor (2016)  
Tommy Jordan (2011-12)  
Glen Watson (2009-10)  
Brad Hiers (2006-08)  
Billy Griffin (2003-04)  
Arpedge Rolle (1999-2002)  
Sean Ladd (1996)  
Scott Perry (1995)  
Derek Walker (1993-94)  
Jerry Scranton (1992)  
James Chasko (1991)  
Rick Wells (1989)  
Jack Gerzina (1984, 1985)  
Dan Plonk (1979-82)  
Gary Lenard (1977-78)  
Robert Adkins (1975)

Jimmy Ray Stephens (1973)  
Ray Pilcher (1970-71)  
Robbie Rebol (1968-69)  
Charlie Gaussiran (1963)  
Wade Entzminger (1961-62)

## 66

Nick Buchanon (2015-16)  
James Wilson (2007-12)  
Todd Bunce (2002-05)  
Erik Strange (1997-2001)  
Keith Council (1993-96)  
Dexter Smith (1989-92)

Keith Williams (1982-85)  
Robin Fisher (1979-81)  
Scott Hutchinson (1975-77)  
David Hitchcock (1971-73)  
Randy Warbritton (1969)  
J.D. Pasteris (1966-67)  
Larry Beckman (1963-65)

## 67

Brandon Sandifer (2015-16)  
Jon Halapio (2009-13)  
Jess Williams (2008)  
Drew Miller (2004-07)  
Steven Bell (2002-03)  
Tony Charles (1999)  
Jayme Campbell (1997)  
Mark Campbell (1992-95)  
Jerry Scranton (1991)  
Scott Ball (1989)  
Keith Williams (1986)  
Jimmy Davis (1983-87)  
Alton Jones (1982)  
Val Brown (1981)  
Alex Hewko (1979-80)  
Jay Johnson (1978-79)  
Darrell Carpenter (1974-76)  
Trippe Whitaker (1971)  
Danny Williams (1968)  
Bob Young (1967)  
Gerald Odum (1963)  
Larry Travis (1960-62)

## 68

Richerd Desir-Jones (2015-16)  
John Reichardt (2012)  
Leon Orr (2010)  
Jim Barrie (2006-08)  
Mike Degory (2001-05)  
Elton Proskine (1999)  
Scott Wise (1997-98)  
Elijah Brown (1993-95)  
Jace Davis (1992)  
Kirby Langelier (1991)  
David Swain (1990)  
Rhondy Weston (1985-88)  
Thomas Lockett (1984)  
John Hunt (1981-83)  
Andy Smith (1980)  
Harold Galloway (1978-79)  
Steve Kiefer (1976-77)  
Fred Abbott (1971-72)  
Alan Cole (1968-70)  
Bill Richbourg (1962-64)

## 69

Marcus Givens (2015-16)  
Nick Davis (2013-14)  
Eddie Haupt (2004-07)  
Casey Griffith (1999-2004)  
Zach Piller (1996-98)  
P.J. Harrison (1993-95)  
Brian Fisher (1990-92)  
Steve Minkley (1988)  
Steve Scoggins (1987)  
Earl Hiott (1985, 1986)  
Donnie Miller (1983-84)  
Dan Fike (1979-82)  
Alex Hewko (1978-79)

Dennis Forrester (1975-76)  
Dale Hutcherson (1969-71)  
Bill Dorsey (1967-68)  
John Oliva (1962)

## 70

Forrest Palmore (2015)  
D.J. Humphries (2012-14)  
Shawn Schmieder (2009-10)  
Ronnie Wilson (2005-06, 2008)  
Chris Parker (2003-04)  
Dewayne DuBose (2000-02)  
Cooper Carlisle (1995-99)  
Richard Hornsby (1994)  
Marlon Dixon (1992)  
Scott Joslyn (1991)  
Glenn Neely (1987-90)  
Todd Lamberton (1985, 1986)  
Scott Trimble (1982-84)  
Andy Smith (1981)  
Joe Wickline (1978-1980)  
Dennis Forrester (1977)  
Joe Pupello (1974-76)  
Gary Padgett (1972-73)  
Danny Williams (1969-71)  
Mike Healey (1967-68)  
Wally Colson (1964-66)  
John Dent (1962-63)

## 71

Nick Villano (2015-16)  
Nolan Kelleher (2014)  
Matt Patchan (2008-12)  
Corey Hobbs (2006-07)  
Doug Pokorny (2004-05)  
Ryan Carter (2002-03)  
Mike Pearson (1998-2001)  
Jeff Mitchell (1992-96)  
Tony McCoy (1989-91)  
Scott Travis (1990)  
Tony McCoy (1987, 1988)  
Matt Wichman (1986)  
Sam Garland (1984, 1985)  
Jim Kalamaras (1980-82)  
Greg Barrow (1979)  
Jim Kalamara (1979)\*  
Michael DuPree (1976-78)  
Jeff Kanter (1975)  
Mike Smith (1974)  
Bob Stephens (1970-71)  
Jim Hadley (1968-69)  
Britt Skrivanek (1967)  
John Preston (1964-66)  
Fred Pearson (1962-63)

## 72

Stone Forsythe (2016)  
Drew Sarvary (2014)  
Jonotthan Harrison (2009-13)  
Shawn Schmieder (2007-08)  
Lance Butler (2002-05)  
Thomas Moody (2000-01)  
Russ Grawlee (1999)  
Deac Story (1994-98)  
Greg Gingelski (1990-93)  
John Durden (1985-89)  
Gary Ellis (1982-84)  
Vince Jones (1981)

**ALL-TIME NUMERICAL ROSTER (Since 1960)**

Dock Luckie (1977-1980)  
Dan Grebe (1974, 76)  
Len Fuller (1971)  
Billy Dowdy (1970)  
Fred Abbott (1969)  
Terry Morris (1967-68)  
Larry Sagner (1964-65)  
John Thompson (1962)

**73**

Martez Ivey (2015-16)  
Tyler Moore (2013-14)  
Sharrif Floyd (2010-12)  
Xavier Nixon (2009-10)  
Byran Jones (2008)  
Carlton Medder (2003-07)  
Jonathan Lively (2001-02, 2004)  
Earnest Smith (2000)  
Pat Browning (1995-98)  
Jim Watson (1990-93)  
David Williams (1984-88)  
Buddy Schultheis (1981-83)  
Steve Tanner (1978-79)  
Bruce Mulliniks (1976)  
Sylvester King (1975-77)  
Bob Hackney (1971-72)  
Mike Field (1968, 70)  
Steve Clark (1967)  
Bob Lyle (1963-64)  
Anton Peters (1960-62)

**74**

Fred Johnson (2015-16)  
Trenton Brown (2013-14)  
Jessamen Dunker (2012)  
Maurice Hurt (2006-10)  
Randy Hand (2002-05)  
Zac Zedalis (1996-2001)  
Jason Odom (1992-95)  
Gantt Crouch (1990-91)  
Jason McLellan (1988)  
Jeff Zimmerman (1983-86)  
Vince Jones (1982)  
Gary Ellis (1981)  
Wally Hough (1978-1980)  
Bruce Mulliniks (1974-75)  
Kris Anderson (1971-73)  
Jack Youngblood (1968-70)  
Don Giordano (1967)  
Sidney MacLean (1962-64)

**75**

Tanner Rowell (2016)  
Mason Halter (2015)  
Chaz Green (2010-14)  
Phil Trautwein (2004-08)  
Shannon Snell (2000-03)  
Ben Brown (1997-99)  
Donnie Young (1992-96)  
Craig Carey (1990-91)  
Jason McLellan (1987)  
Richard Starowesky (1985-89)  
Lomas Brown (1981-84)  
Jim Subers (1979-80)  
David Starkey (1972-75)  
Eddy Moore (1970-71)  
Bob Stephens (1968)  
Doug Splane (1967)

Gerald Odom (1962)

**76**

Marcel Benalcazar (2015)  
Max Garcia (2012-14)  
Marcus Gilbert (2006-10)  
Tavares Washington (2003-05)  
Chad Tidwell (2000-02)  
Michael Younkin (1996-99)  
Zach Piller (1995)  
Keith McMahon (1994)  
Ryan Taylor (1990-93)  
Brad Hatcher (1986-89)  
Thomas Lockett (1985)  
Mark Spicer (1984)  
Tony Hensley (1983)  
Glenn Meyers (1981)  
Greg Barrow (1979-80)  
Robert Weaver (1979)  
Jimmie Clark (1978)  
Mike Guido (1977)  
George Sullivan (1975-76)  
Paul Parker (1972-74)  
David Peek (1971)  
Jim Kiley (1968-70)  
Paige Cutcliffe (1967)  
Dennis Murphy (1962-64)

**77**

Andrew Mike (2014-16)  
Ian Silberman (2010-13)  
Jason Watkins (2004-08)  
Max Starks (2000-03)  
Cheston Blackshear (1995-99)  
Eric Johnson (1993-94)  
Nick Quintana (1992)  
Hersham Ismail (1988-91)  
Bob Sims (1986, 1987)  
Crawford Ker (1983-84)  
Jon Redmond (1979-82)  
Mark Totten (1975-77)  
Mike Stanfield (1972-74)  
Robert Harrell (1969-71)  
Guy Dennis (1967-68)  
Frank Lasky (1962-63)

**78**

David Sharpe (2014-16)  
Trevon Young (2013)  
David Young (2008-11)  
Simon Codrington (2006-07)  
Michael Brown (2005)  
Jonathan Colon (2001-04)  
Kenyatta Walker (1997-2000)  
Todd Holland (1996)  
Reggie Green (1992-95)  
Mark Campbell (1991)  
John Williams (1989, 1990)  
Doug Evans (1987)  
Tommy Duhart (1984, 1985)  
Larry Douglas (1983)  
Russell Gallon (1981-82)  
Dozyier Hinton (1976-79)  
Dan Grebe (1975)  
Clint Griffin (1972-74)  
Sandy Ellison (1971)  
Skip Amelung (1968)  
George Dean (1967)  
Dennis Tschetter (1962-64)

**79**

Dallas Bruch (2016)  
Daniel Justino (2016)  
Donovan Welch (2015)  
Quintez Williams (2013)  
Matthew Fuchs (2012-14)  
Corey Hobbs (2008-09)  
Jamael Autry (2007)  
Steve Rissler (2003-06)  
Bobby Williams (2001-02)  
Leon Hires (1998-2000)  
Mo Collins (1994-97)  
Keith McMahon (1993)  
Sam McCorkle (1992)  
Mark Grimes (1991)  
Josh Taotoai (1989)  
Charlie Wright (1987-1988)  
Walter Byrd (1984-86)  
Jon Moyle (1981-83)  
David Mabardy (1978-79)  
David Forrester (1975-77)  
Joe Wunderly (1972-74)  
Bill Dowdy (1971)  
Wayne Griffith (1968-69)  
Larry Fairall (1962-63)

**80**

C'yontai Lewis (2014-16)  
Ja'Juan Story (2011)  
Desmond Parks (2009-10)  
Trent Pupello (2006)  
Nyan Boateng (2005)  
Bernard Middleton (2004)  
Reggie Vickers (2001-03)  
Alex Willis (1997-2000)  
Shawn Nunn (1992-96)  
Sarola Palmer (1991)  
Henry Haston (1990)  
Mark McGriff (1986-88)  
Darrell Woulard (1985)  
Bob Vitello (1983)  
Chris Faulkner (1979-82)  
Paul Faulkner (1979)  
Ron Enclave (1975-76, 78)  
Tony Anderson (1974)  
Ken Booth (1971)  
Tim Good (1970)  
Gene Peek (1968-69)  
Brian Jetter (1966-67)  
Barry Brown (1963-65)  
Sam Holland (1960-62)

**81**

Antonio Callaway (2015-16)  
Case Harrison (2014)  
Marqui Hawkins (2013)  
Darius Masline (2012-13)  
A.C. Leonard (2011)  
Robert Clark (2010)  
Aaron Hernandez (2007-09)  
Dallas Baker (2002-06)  
Ronald Dowdy (2000-01)  
Nick Schiralli (1997-99)  
Jamie Richardson (1995)  
Travis McGriff (1994)  
Monty Duncan (1990-92)  
Geoff Pappas (1988)

Clifton Reynolds (1986, 1987)  
Bob Hoffman (1985)  
Mark McGriff (1984)  
Randy Clark (1982-83)  
Bill Allen (1980)  
Juan Collins (1978-79)  
Hank Foldberg (1971-73)  
Jan Gowland (1970)  
Britt Skrivaneck (1968)  
Rex Rittgers (1967)  
Gary Thomas (1963-65)

**82**

Moral Stephens (2014-16)  
Bair Diamond (2012-13)  
Omarius Hines (2008-11)  
Christopher Coleman (2007)  
Louis Murphy (2005-06)  
Otto Graham (2003-04)  
Aaron Walker (1999-2002)  
Dwight Edge (1996-98)  
Greg See (1995)  
Aubrey Hill (1991-94)  
Charlie Dean (1989, 1990)  
Jeff Day (1988)  
Walter Odom (1983-87)  
Mike Mularkey (1980-82)  
Jimbo Donigan (1979)\*  
Jim Subers (1978)  
Larry Adams (1971)  
David Ghesquiere (1967-69)  
Don Barrett (1964-66)  
Larry Gagner (1963)  
Floyd Dean (1962)

**83**

Rick Wells (2016)  
Jake McGee (2014-15)  
Solomon Patton (2010-13)  
David Nelson (2005-09)  
Anthony Scott (2005)  
Darrell Carpenter (2002-04)  
Kirk Wells (1999-2001)  
Thomas Hewitt (1997-98)  
Jason Dean (1995-96)  
Taras Ross (1993)  
Henry Haston (1992)  
Kevin Glenn (1991)  
Harvey Thomas (1988-90)  
James Jones (1984-86)  
Dwayne Dixon (1981-83)  
Joe Voor (1979)  
Rocky Rote (1976-78)  
Ray Brown (1971)  
Ken Ratcliffe (1968)  
Jack Coons (1965-67)  
Russ Brown (1962-63)

**84**

Camrin Knight (2015-16)  
Colin Thompson (2012-13)  
Quinton Dunbar (2010)  
Christopher Coleman (2009)  
Tate Casey (2004-08)  
Ben Troupe (2000-03)  
Elgin Hicks (1999)  
Rob Roberts (1997)  
David Nabavi (1995-96)

Harrison Houston (1990-93)  
Darrell Woulard (1988)  
Bogie Statham (1986)  
Scott Lang (1984, 1985)  
Rusty Moore (1981)  
Van Jones (1978-79)  
Jimmy Stephens (1976)  
Chris McCoun (1971-73)  
Jerry Coker (1970)  
Bill Dowdy (1969)  
Steve Ely (1966-68)  
Lynn Matthews (1963-65)  
Neal Sneed (1962)

**85**

Chris Thompson (2013-16)  
Lynden Trail (2010)  
Frankie Hammond, Jr. (2008-12)  
Greg Taussig (2006-07)  
Andrew Fritze (2006-08)  
MacKenzie Pierre (2002-05)  
Hunter Cain (2003-04)  
Reggie Vickers (2000)  
Ian Skinner (1999)  
Trey Killingsworth (1998)  
Steve Shipp (1997)  
Ian Skinner (1996)  
George Rushing (1990-92)  
Mike Brandon (1989)  
Tim Thompson (1988)  
Tom Peddie (1982-85)  
David Galloway (1978-1981)  
Lon Swafford (1977)  
Keith Tribble (1974)  
Mike Moore (1971-73)  
Bob Coleman (1969)  
Paul Ewaldsen (1963-66)  
Steve Long (1962)

**86**

Jacob Finn (2016)  
Raphael Andrades (2012-15)  
Levi Leigh (2008)  
Riley Cooper (2006-07)  
Dane Guthrie (2004)  
Darrell Lee (2000-03)  
Sean Ladd (1997)  
Charlie Dean (1991-93)  
Alonzo Sullivan (1988-90)  
Doug Evans (1986)  
Kenneth McLaughlin (1985)  
Gary Rolle (1982-84)  
Vince Jones (1979-80)  
Dan McCravy (1971)  
Rick Schmidt (1969)  
George Dean (1968)  
Bernie Byers (1967)  
Chip Hoye (1964-65)  
Bob Lindsey (1962-63)

**87**

Kalif Jackson (2015-16)  
A.J. Mobley (2012-13)  
Tevin Westbrook (2012-14)  
William Steinmann (2011)  
Josh Postell (2009-10)  
Justin Williams (2006-07)  
Jimmy Newmeyer (2003-05)



Danny Heard (2000-01)  
 Robby Stevenson (1995-98)  
 Chris Braun (1993-94)  
 Cameron Davis (1992)  
 Terrell Jackson (1991)  
 Aubrey Hill (1990)  
 Kelvin Calhoun (1987-88)  
 Rodney Jones (1982-86)  
 Mike Clark (1978-1980)  
 Larry Frosch (1972)  
 Jim Yancey (1968, 70-71)  
 Mike Santille (1966-67)  
 Ken Werth (1962)

## 88

Tommy Townsend (2016)  
 Ryan Sousa (2015)  
 Clay Burton (2011-14)  
 Michael McFarland (2010)  
 Paul Wilson (2007-08)  
 Cam Brewer (2005-06)  
 David Kenner (2003-04)  
 Alex Kish (2001-02)  
 Elgin Hicks (2000)  
 Erron Kinney (1998-99)  
 Taras Ross (1994-97)  
 Jeremy Kennedy (1991-93)  
 Kirk Kirkpatrick (1986-90)  
 Mark McGriff (1985)  
 Duncan Parham (1984)  
 Wilber Marshall (1981-83)  
 James Jones (1979)\*  
 Tony Stephens (1977-78)  
 Alvis Darby (1973-75)  
 Richard Buchanan (1969-71)  
 Jim Yarbrough (1966-68)  
 Randy Jackson (1963-65)  
 Tom Gregory (1962)

## 89

Tyrie Cleveland (2016)  
 Alvin Bailey (2013-15)  
 Stephen Alli (2009-12)  
 Derek Baldry (2005-07)  
 Markell Thompson (2004-05)  
 Jeremy Sadow (2003)  
 Brian Stone (2001)  
 Marshall Schaap (2000)  
 Brendt Talcott (1999)  
 Kirk Wells (1998)  
 Erron Kinney (1995-97)  
 Greg Keller (1989-93)  
 Tracy Ellis (1988)  
 Ricky Nattiel (1983-86)  
 Spencer Jackson (1979-82)  
 Wes Chandler (1975-77)  
 Hollis Boardman (1971-73)  
 Mike Gurkin (1970)  
 Skip Amelung (1969)  
 Paul Hughes (1968)  
 Mike McCann (1967)  
 Charles Casey (1963-65)  
 Billy Cash (1962)

## 90

Antonneous Clayton (2016)  
 Jonathan Bullard (2012-15)  
 Evan Holmes (2011)

Lawrence Marsh (2006-10)  
 Michael Hill (2003-04)  
 Thaddeus Bullard (2000)  
 Marshall Schaap (1999)  
 Aaron Walker (1998)  
 Mike Moten (1993-97)  
 Leroy Jones (1991-92)  
 Huey Richardson (1986-90)  
 Don Tinney (1983-84)  
 Val Brown (1980-82)  
 Jimmy Kalamaras (1979)  
 Val Brown (1979)\*  
 Jeff Kanter (1976-77)  
 Mike Smith (1974)  
 Preston Kendrick (1972-74)

## 91

Joey Ivie (2013-16)  
 Earl Okine (2008-12)  
 Derrick Harvey (2004-07)  
 Sylvester McGrew (2001-03)  
 Derrick Chambers (1997-2000)  
 Tremayne Allen (1994-96)  
 Pat Lowe (1993)  
 Deak Peyton (1992)  
 Jim Franklin (1991)  
 Stephon Mack (1988-90)  
 Joe Vorwerk (1986, 1987)  
 Todd Gatlin (1984) Walter Byrd (1983)  
 John Landry (1981)  
 Louis Pappas (1979)  
 Greg Tennell (1975-77)

## 92

Jabari Zuniga (2015-16)  
 Gerald Willis (2014)  
 Connor Gilboy (2013)  
 Lynden Trail (2011)  
 Bobby Kane (2007-08)  
 Terron Sanders (2006-10)  
 Bobby Kane (2005-06)  
 Taurean Charles (2002-04)  
 Sean Morton (2001-03)  
 Bobby Williams (2000)  
 Lamar Moore (1999)  
 Reggie McGrew (1995-98)  
 Chris Braun (1992)  
 Darren Mickell (1990-91)  
 Tony Rowell (1988, 1989)  
 Ephesians Bartley (1987)  
 Mike Register (1986)  
 Chris Mogle (1985)  
 Melvin Ellison (1981-84)

## 93

Taven Bryan (2014-16)  
 Dallas Stubbs (2013)  
 Kedric Johnson (2009-12)  
 Javier Estopinan (2007-08)  
 Steven Harris (2002-06)  
 Brendt Talcott (2000-03)  
 Thomas Moody (1999)  
 Tim Beauchamp (1995-98)  
 Scott Perry (1994)  
 Bill Gunter (1989-92)  
 Trace Armstrong (1988)  
 Dan Tecler (1987)

Alonzo Johnson (1983-85)  
 Walter Byrd (1982)  
 Larry Keefe (1980)  
 Bill Bell (1976-79)  
 Robert Adkins (1974)

## 94

Bryan Cox, Jr. (2012-16)  
 Gerry Marseille (2011)  
 Justin Trattout (2007-10)  
 Jarvis Moss (2003-06)  
 Clint Mitchell (1999-2002)  
 Ed Chester (1994-98)  
 William Gaines (1990-93)  
 Mike Brandon (1988)  
 Andy Newman (1987)  
 Trevor Mills (1985, 1986)  
 John Landry (1982-83)  
 Preston Roberts (1981)  
 Pete Garcia (1980)  
 Melvin Flournoy (1976-77)  
 Ray Brown (1972)

## 95

Keivonnis Davis (2015-16)  
 Jack Spicer (2015)  
 Alex McCalister (2012-13)  
 Francisco Velez (2011-14)  
 Hygens Succes (2010-11)  
 Torrey Davis (2007-08)  
 Ray McDonald (2002-06)  
 Jeff Whitaker (2002-03)  
 Major Parker (2001)  
 Kenny Parker (2000)  
 Paul Richmond (1999)  
 Collins Cooper (1997-98)  
 Scott Wise (1996)  
 Mike Jackson (1994-95)  
 Lynden Trail (1993)  
 Anthon Lott (1992)  
 Marlon Dixon (1991)  
 James Speer (1989, 1990)  
 Raji Gordon (1987)  
 Steve Stipe (1983-86)  
 Tom Wiegmann (1980-82)  
 Robert Adkins (1976-77)

## 96

Cece Jefferson (2015-16)  
 Sterling Stanley (2013)  
 Jafar Mann (2012)  
 William Green (2008-11)  
 Dwayne Norris (2003-04)  
 Thomas Pittman (2000)  
 Thomas Moody (1997)  
 Ernie Badeaux (1995-96)  
 Bart Edmiston (1994)  
 Rod Whited (1990-92)  
 Jeff Roth (1984-88)  
 Thomas Lockett (1983)  
 Greg Cleveland (1982)  
 Lawrence Patrick (1980)  
 Steve Eisenbarth (1978)  
 Richard Ruth (1976-77)  
 John Baressi (1973)

## 97

Jon Gould (2015-16)

Justus Reed (2015-16)  
 Brooks Abbott (2014)  
 Evan Holmes (2012)  
 Tevin Westbrook (2011)  
 Brad Phillips (2010-13)  
 Edwin Herbert (2009)  
 John Brown (2007-08)  
 Alex Harrell (2006-07)  
 Nick Fleming (2003-05)  
 Tranell Morant (2003-04)  
 Ian Scott (2000)  
 Jayme Campbell (1998-99)  
 Collins Cooper (1996)  
 David Barnard (1992-95)  
 Mike Brandon (1990-91)  
 Doyce Jackson (1988, 1989)  
 Jim Thompson (1987)  
 LaWayne Cheney (1986)  
 Roland Cummings (1983-85)  
 Rodney Billett (1982)  
 Jimbo Pratt (1980-81)  
 Mark Dent (1979)  
 Fred Wildman (1974-75)

## 98

Luke Ancrum (2015-16)  
 Jorge Powell (2014-16)  
 Quinteze Williams (2012)  
 Zack Brust (2010-11)  
 Troy Epps (2008-09)  
 Clint McMillan (2006-07)  
 Joey Ijjas (2006-07)  
 Brandon Abbaspour (2004-05)  
 Clint McMillan (2003-05)  
 Tron LaFavor (2000-02)  
 Anthony Mitchell (1995-99)  
 Anthony Riggins (1992-94)  
 Godfrey Myles (1988-91)  
 James Speer (1987)  
 Robert Lasky (1986)  
 Pat Miller (1982-85)  
 Doug Wright (1980)  
 Lawrence Patrick (1979)  
 Melvin Flournoy (1975)  
 Joe Reynolds (1974)

## 99

Jachai Polite (2016)  
 Dallas Stubbs (2015)  
 Jay-nard Bostwick (2013-14)  
 Omar Hunter (2008-12)  
 Lutrell Alford (2004-07)  
 Howard Lingard (2003)  
 Ian Scott (2001-02)  
 Buck Gurley (1997-2000)  
 McDonald Ferguson (1992-96)  
 Tim Paulk (1988-91)  
 Henry Brown (1984-87)  
 Roy Harris (1981-83)  
 John Whittaker (1980)  
 John Spinks (1977)  
 Sammy Green (1973-75)

## Unknown Numbers

Bill Allen (1979)  
 Johnell Brown (1979)  
 Val Brown (1979)  
 Ivory Curry (1979)  
 Jimbo Donigan (1979)  
 Danny Fike (1979)  
 Cameron Foster (1979)  
 Ryan Fraser (1979)  
 Mark G'Francisco (1979)  
 Sonny Gilliam (1979)  
 Spencer Jackson (1979)  
 James Jones (1979)  
 Vince Jones (1979)  
 Jim Kalamara (1979)  
 Larry Keefe (1979)  
 Doug Kellom (1979)  
 Bob Kurzu (1979)  
 Joe McTague (1979)  
 Pablo Mila (1979)  
 Mike Mularkey (1979)  
 Gordon Pleasants (1979)  
 Dan Plonk (1979)  
 John Redmond (1979)  
 Scott Sinkewiz (1979)  
 Andy Smith (1979)  
 Doug Smith (1979)  
 Don Van Wie (1979)  
 Derald Williams (1979)  
 John Cory (1962)  
 Larry Hess (1962)  
 Bob Lyle (1962)

*\*\* Missing years 1964, 1965, 1966*



### DR. KENT FUCHS // UNIVERSITY PRESIDENT

Dr. Kent Fuchs became the 12th President of the University of Florida in January 2015. Under President Fuchs' leadership, the university has developed shared goals for the decade ahead. UF's overarching aspiration is to be a premier comprehensive university that the state, nation and world look to for leadership.

Previous to the UF presidency, Dr. Fuchs spent six years as provost of Cornell University. He was appointed provost after serving as Cornell's Joseph Silbert Dean of

Engineering from 2002 to 2008. He joined Cornell from Purdue University, where he headed the School of Electrical and Computer Engineering from 1996 to 2002. He was a professor in the Department of Electrical and Computer Engineering and the Coordinated Science Laboratory at the University of Illinois from 1985 to 1996.

He is a fellow of the American Academy of Arts and Sciences, the American Association for the Advancement of Science, the Institute of Electrical and Electronics Engineers, and the Association for Computing Machinery, and has received numerous awards for teaching and research.

President Fuchs earned his doctorate in electrical and computer engineering from the University of Illinois, and a master of divinity from Trinity Evangelical Divinity School in Chicago. He credits divinity school with teaching him communication and community-building skills, and to balance his innately analytic perspective with a deep appreciation for people and for human relationships. He also holds a bachelor of science in engineering from Duke University.

Dr. Fuchs is married to Linda Moskeland Fuchs, an art historian whose scholarship centers on the sculpture of sarcophagi created in the first centuries of Christian art-making. Mrs. Fuchs has two master's degrees in art history, from the University of Chicago and Cornell, and a third in Biblical studies, from Trinity Evangelical Divinity School. The Fuchses have three sons and a daughter, Micah, Eric, Isaac and Christine, as well as a daughter-in-law, son-in-law, and two grandsons.

Born on an Oklahoma farm in 1954, President Fuchs spent much of his youth in Alaska before moving to Miami, where he graduated from Miami Killian Senior High School. His two younger brothers and stepmother live in South Florida.

### 2016-17 UNIVERSITY OF FLORIDA ATHLETICS ASSOCIATION BOARD OF DIRECTORS

The University Athletic Association, Inc. (UAA, Inc.) is governed by a Board of Directors. That board has the final say on policies, procedures and the budget. Two-thirds of the UAA, Inc. Board of Directors is composed of University of Florida administrators and faculty members. More specifically, the Board consists of the University president, the provost, the vice president of administrative affairs, two presidentially-appointed faculty members, the athletics director, the chairman of the Board of Trustees or his designee, the Gator Boosters, Inc. President or his designee, two students and two alumni representatives.

- Mr. C. Ronald Coleman, Past Gator Booster President
- Mr. Gary Condron, UAA Treasurer (Alumni Rep)
- Dr. Dan Connaughton (Faculty Rep)
- Mr. Chris Coor (Board of Trustees Rep)
- Mr. Andy Fawbush, UAA Board President (Alumni Rep)
- Dr. Kent Fuchs, University President
- Dr. Joe Glover, UF Provost and Senior V.P. (Senior University Admin)
- Mr. Len Johnson, Gator Booster President
- Ms. Kourtney Keegan (Student Rep)
- Dr. Charles Lane, UF Senior V.P. and COO
- Dr. Andrew McCollough, UAA Secretary (Chair - IAC)
- Mr. Steve Nouss, UAA Vice President (National Alumni Rep)
- Dr. Michael Sagas (Faculty Athletic Rep)
- Ms. Lynda Tealer, Executive Associate A.D. (Senior Women's Administrator)
- Ms. Susan Webster, Student Body President (Student Rep)

### 2016-17 UNIVERSITY OF FLORIDA ATHLETICS INTERCOLLEGIATE ATHLETIC COMMITTEE

Formed in 1991 by then University of Florida President, Dr. John Lombardi, the Intercollegiate Athletic Committee (IAC) has a broad agenda that includes the general oversight of the intercollegiate athletics program at the University of Florida. Responsibilities of the IAC include: 1) Recommending policy changes related to academic issues; 2) Monitoring admission progress of student-athletes; 3) Monitoring changes in NCAA rules and procedures and reviewing with the UAA compliance officer the institution's compliance program; 4) Reporting to the faculty on issues related to intercollegiate athletics; 5) Making additional recommendations to the President on any matter related to intercollegiate athletics. Members of the IAC include six faculty, two students, the faculty athletics representative, two administrators and three non-voting ex-officio members from the UAA.

- Dr. John Banko, Lecturer
- Dr. Frank Bova, Professor
- Dr. Keith Carodine, Senior Associate A.D.
- Dr. Kara Dawson, Professor
- Dr. Joseph Glover, Provost and Senior V.P.
- Dr. Daniel Herman, Assistant Professor
- Ms. Shainah Joseph, Student Rep
- Ms. Angela Lindner, Associate Provost for Undergraduate Affairs
- Mr. Jamie McCloskey, Associate A.D.
- Dr. W. Andrew McCollough, Associate Provost for IT, E-Learning and Distance Education
- Mr. Ryan O'Hara, Student Rep
- Ms. Melissa Orth, Senior Director of Government Relations
- Ms. Victoria Pagan-Wolpert, Professor
- Mr. David Parrott, Vice President
- Dr. Michael Sagas, Professor and Chair
- Mr. Scott Stricklin, Athletics Director
- Ms. Lynda Tealer, Associate A.D.
- Dr. Allen Wysocki, Associate Dean and Professor



**Michael Sagas, Ed.D.**  
NCAA Faculty Representative



## SCOTT STRICKLIN // DIRECTOR OF ATHLETICS

Hired on Nov. 1, 2016, Scott Stricklin finished his first eight months as the Athletic Director at the University of Florida becoming acclimated with the University Athletic Association (UAA) and UF staff, student-athletes, coaches and fans.

Continuing to focus on the UAA's Mission of providing a Championship Experience with Integrity, Stricklin and the staff delivered a \$128.2 million budget for 2017-18 to the UAA board in June. That budget provides resources for Gator

student athletes and fans to pursue that championship experience.

On the playing field, three Gator teams delivered three NCAA Championships this past year - women's tennis, men's outdoor track & field and baseball.

The Gators have now won a national championship in nine straight years and have earned 39 in school history. UF is one of four schools to win at least one national championship in each of the last nine years and owns 18 national titles during that time.

This past athletic year, Florida was the only school in the country to have its football program play in a bowl game, men's basketball team advance to the Elite 8 of the NCAA Tournament and have both its softball and baseball programs advance to the College World Series.

Overall, 13 Gator athletic teams finished in the top 10 in the nation in 2016-17 and 10 finished in the top five. Florida finished third in the 2017-18 Learfield Directors Cup, marking the ninth-straight Gator top-five finish and the 34th straight year the Gators have finished in the top 10. UF the only school in the nation to finish in the top 10 in each year of that period.

Florida also won six conference titles in the past year – five in the Southeastern Conference (men's swimming, volleyball, women's golf, softball, baseball) and one in the BIG EAST (lacrosse). In addition, Florida won the SEC All-Sports Trophy for the 27th time, including a sweep of the men's, women's and overall title for the 16th time. No other league school has accomplished that feat off once.

Off the field, Florida student-athletes posted a 3.04 cumulative GPA for the spring of 2017. Overall, four teams scored in the top 10 percent nationally in the Academic Progress Rates, including women's golf and men's and women's tennis with a perfect 1,000. In addition, 13 of the teams met or exceeded the national average.

Stricklin and the staff continue to implement the \$100 million Master Facility Plan that was unveiled just prior to his hire.

Design work continues on the standalone football complex, the planned \$60 million project that will house the football team's daily operations. In addition, the project includes a new dining hall that will service all 500-plus Gator student-athletes.

Upgrades to Katie Seashole Presley Stadium (softball) and McKethan Stadium (baseball) are also front and center that will enhance the fan and student-athlete experience at those venues.

The swimming and diving natatorium will be getting new scoreboards ready for this fall. There will be an installation of new LED 'ribbon' boards at Ben Hill Griffin Stadium this summer, which will also be ready for the fall. These boards will be on the upper deck fascia in the north and south end zones, and provide more real-time information for fans at The Swamp. The highly popular court projection that was unveiled prior to the UF-UK men's basketball game at Exactech Arena in February will become a regular part of the O'Connell Center. The system used for the projection will be installed permanently, which will allow for use at all Gator home events in the O'Dome (volleyball, gymnastics, women's and men's basketball).

Stricklin made numerous public appearances in his first eight months, connecting with Gator fans personally and was very active on social media with a twitter following of 58,000-plus. He also supported a new social media initiative to engage Gator fans all across the world. #WeChomp was unveiled in May with the goal for Gators everywhere is to showcase their love of the Orange & Blue and post those experiences on Chompstories.com with photos and videos of their Gator chomps.

Stricklin comes to Florida with 29-plus years of experience in intercollegiate athletics, including six as athletic director at his alma mater, Mississippi State University.

He succeeded Jeremy Foley, who served as Florida's athletic director for 25 years. Stricklin is the Gators' 14th athletic director in school history.

The Jackson, Miss., native, who has spent 24-plus years in the Southeastern Conference, spearheaded over \$140 million in facility improvements while leading MSU, as well as significant increases in booster club membership and donations and the highest-ever Learfield Director's Cup finish in school history. MSU's student-athletes also excelled academically under Stricklin's leadership, posting a combined 3.0 GPA in 2014-15, marking the highest in MSU's history.

Stricklin has earned praise for his performance, earning the 2015-16 Athletic Director of the Year Award from the National Association of College Directors of Athletics (NACDA), which highlights the efforts of athletic directors at all levels.

A forward-thinking national and regional leader in the field of athletics administration, Stricklin serves as chair of the SEC's Working Group on Fan Experience and has served as the SEC's representative on the NCAA Division I Leadership Council. Stricklin is also known for his accessibility and interaction with fans on social media.

Stricklin's career path traveled through five other Division I institutions, including three other Southeastern Conference schools, before UF.

Even prior to his graduation from MSU in 1992, Stricklin served as the media relations contact for the Bulldogs' baseball team. After staying on at his alma mater for a year in a full-time capacity following graduation, Stricklin moved on to Auburn University, where he was named associate media relations director, a position he held from 1993-98.

He then moved on to Tulane to become an assistant athletic director and the primary media contact for the Green Wave's football team before a four-year stint at Baylor from 1999-2003 as the Assistant AD for Communications and Marketing.

Stricklin then returned to the SEC, working at Associate AD for Media Relations at Kentucky from 2003-08, overseeing day-to-day publicity of Wildcat basketball. He returned to MSU in 2008 as Senior Associate Athletic Director for External Affairs, overseeing fundraising, football and men's basketball scheduling, managing MSU's apparel agreement, facility planning and serving as the administrative sport liaison for men's basketball and softball.

After two years in that position, he was named the Bulldogs' AD following Greg Byrne's departure to the University of Arizona.

Stricklin, 47, is married to the former Anne Howell, the youngest daughter of Basketball Hall of Fame member Bailey Howell. She was a three-time All-Lone Star Conference team member, both for athletics and academics, when she played tennis at Abilene Christian. The couple has two daughters, Abby and Sophie.

## FLORIDA'S ATHLETIC SUCCESS

### UF ANNUAL FINISHES NATIONAL ALL-SPORTS COMPETITION

The University of Florida is the only school in the country to finish among the nation's top 10 overall most successful programs each year since 1983.

#### Academic Year UF Finish

1983-84	5th
1984-85	4th
1985-86	8th
1986-87	4th
1987-88	5th
1988-89	9th
1989-90	5th
1990-91	5th
1991-92	5th
1992-93	4th
1993-94	4th
1994-95	5th
1995-96	3rd
1996-97	5th
1997-98	T-2nd
1998-99	4th
1999-00	7th
2000-01	7th
2001-02	3rd
2002-03	7th
2003-04	6th
2004-05	6th
2005-06	5th
2006-07	6th
2007-08	6th
2008-09	3rd
2009-10	2nd
2010-11	4th
2011-12	2nd
2012-13	2nd
2013-14	2nd
2014-15	4th
2015-16	5th
2016-17	3rd

*Note: Prior to 1993-94, USA Today ranked the nation's top athletic programs. Beginning with 1993-94, The National Association of College Directors of Athletics took over the all-sports rankings.*

### FLORIDA'S NATIONAL CHAMPIONSHIP TEAMS

Team	Year	
Men's Golf	1968	NCAA Championship
Men's Golf	1973	NCAA Championship
Women's Swimming	1979	AIAW Championship
Gymnastics	1982	AIAW Championship
Women's Swimming	1982	NCAA Championship
Men's Swimming	1983	NCAA Championship
Men's Swimming	1984	NCAA Championship
Women's Golf	1985	NCAA Championship
Women's Golf	1986	NCAA Championship
Women's Indoor Track	1992	NCAA Championship
Women's Tennis	1992	NCAA Championship
Men's Golf	1993	NCAA Championship
Football	1996	AP/Coaches'
Women's Tennis	1996	NCAA Championship
Soccer	1998	NCAA Championship
Women's Tennis	1998	NCAA Championship
Men's Golf	2001	NCAA Championship
Women's Tennis	2003	NCAA Championship
Men's Basketball	2006	NCAA Championship
Football	2006	BCS/Associated Press
Men's Basketball	2007	NCAA Championship
Football	2008	BCS/Associated Press
Women's Swim & Dive	2010	NCAA Championship
Men's Indoor Track & Field	2010	NCAA Championship
Men's Indoor Track & Field	2011	NCAA Championship
Women's Tennis	2011	NCAA Championship
Men's Indoor Track & Field	2012	NCAA Championship
Women's Tennis	2012	NCAA Championship
Men's Outdoor Track & Field	2012	NCAA Championship
Gymnastics	2013	NCAA Championship
Gymnastics	2014	NCAA Championship
Softball	2014	NCAA Championship
Gymnastics	2015	NCAA Championship
Softball	2015	NCAA Championship
Men's Outdoor Track & Field	2016	NCAA Championship
Women's Tennis	2017	NCAA Championship
Men's Outdoor Track & Field	2017	NCAA Championship
Baseball	2017	NCAA Championship

*Note: Florida has won 39 national titles in school history. In addition, UF is one of six schools to win a national championship in baseball, basketball and football, joining Cal, Michigan, Ohio State, Stanford and UCLA. The Gators are the only program to win a title in each sport in the last 50 years.*

### FLORIDA'S ANNUAL FINISHES IN THE SEC ALL-SPORTS TROPHY

Year	Men	Women	Overall
1973-74	3rd	---	---
1974-75	3rd	---	---
1975-76	4th	---	---
1976-77	2nd	---	---
1977-78	2nd	---	---
1978-79	3rd	---	---
1979-80	7th	---	---
1980-81	4th	---	---
1981-82	4th	---	---
1982-83	4th	---	---
1983-84	3rd	2nd	2nd
1984-85	4th	1st	2nd
1985-86	6th	2nd	3rd
1986-87	3rd	2nd	3rd
1987-88	2nd	1st	T1st
1988-89	2nd	1st	1st
1989-90	6th	3rd	4th
1990-91	2nd	2nd	2nd
1991-92	1st	1st	1st
1992-93	1st	1st	1st
1993-94	1st	2nd	1st
1994-95	2nd	1st	1st
1995-96	1st	1st	1st
1996-97	3rd	1st	1st
1997-98	1st	1st	1st
1998-99	1st	2nd	1st
1999-00	1st	1st	1st
2000-01	3rd	1st	1st
2001-02	1st	1st	1st
2002-03	1st	1st	1st
2003-04	1st	2nd	1st
2004-05	1st	3rd	1st
2005-06	2nd	3rd	2nd
2006-07	1st	1st	1st
2007-08	2nd	1st	1st
2008-09	1st	1st	1st
2009-10	1st	1st	1st
2010-11	1st	1st	1st
2011-12	1st	1st	1st
2012-13	1st	1st	1st
2013-14	1st	1st	1st
2014-15	2nd	2nd	1st
2015-16	1st	1st	1st
2016-17	1st	1st	1st

*Note: The New York Times Regional Newspaper Group took over coordination of the SEC All-Sports rankings in 1994-95. Prior to that, the league tabulated the SEC All-Sports totals.*

#### UNIVERSITY ATHLETIC ASSOCIATION

##### Strategic Purpose

Provide a championship experience with integrity on and off the field for student-athletes and the Gator Nation.

##### Vision Statement

Be the model collegiate athletics program, combining excellence and integrity in academics, athletics, and fan engagement to elevate the UF brand.



## COMMUNITY INVOLVEMENT

Gator Football Student-Athletes complete more than 300 hours of community service each year in the greater Gainesville Area. For the fourth year in a row, a football player was recognized as the UAA's most involved male student-athlete by the University Athletic Association, Inc. (Vosean Joseph- 2017, Garrett Stephens- 2016, Mark Herndon-2015, Mike McNeely-2014).

## GOODWILL GATORS

### Mission Statement

The mission of the University Athletic Association's Goodwill Gators Community Outreach Program is to foster citizenship between administration, coaches, student-athletes and the greater Gainesville community. Through volunteerism, Goodwill Gators:

- strengthens our commitment to greater Gainesville and the surrounding communities.
- encourages citizenship, civic virtues and how one should behave as part of a community.
- enhances the personal development of student-athletes.

## HISTORY

With the accolades and benefits received by student-athletes come responsibilities. Student-athletes have a responsibility to serve the community that supports them as they grow physically, mentally and emotionally. The Goodwill Gators program understands and meets the need to be involved within the community by participating in weekly and annual service projects.

The Goodwill Gators program provides all Gator student-athletes with quality volunteer opportunities that allow them to give back to the community. In turn, the community may utilize the Goodwill Gator student-athletes as positive role models, eager volunteers and motivational speakers.

The Goodwill Gators program has been recognized nationally by the National Consortium of Academics and Sports (1998, 2000-14) for its outreach and service commitment to the community. Student-athletes have demonstrated a high commitment to the Goodwill Gators program making consistent appearances with several organizations through the Hawkins Center for Academic and Personal Excellence.

## PRESIDENTIAL SERVICE WINNER

Mike McNeely was recognized as a Presidential Service Award Winner for completing over 100 hours of community service in a calendar year. The Presidential Service Award is given by the University of Florida Center for Leadership and Service to students in recognition of their outstanding contribution to the community.

## GATOR IMG SPORTS NETWORK

The Gator IMG Sports Network brings Florida Gators football to listeners across the state and beyond as the largest college sports network in the state. With 31 total affiliates, the network is anchored by flagship WRUF 103.7FM in Gainesville. All games also air on FloridaGators.com and the TuneIn Radio App.

Voice of the Gators, and current Florida Sportscaster of the Year, Mick Hubert (29th season) leads the broadcast crew along with former Gator football letterwinners Lee McGriff (24th season) and Brady Ackerman (8th season), with Jeff Cardozo (3rd season) hosting pregame and halftime coverage.



Mick Hubert



Lee McGriff



Brady Ackerman

## COMMUNITY PROGRAMS

### Gator Move

Created by Gators student-athletes for themselves to help educate and encourage healthy lifestyles for young children in the community. Twice a week student-athletes lead 70 third graders in movement exercises while teaching the youth about healthy eating and making positive decisions. Over 55 student-athlete volunteers from seven different sports participate every year.

### Gator Literacy

Designed to promote reading and literacy in schools in Alachua County. Once a week, student-athletes help second graders with reading comprehension by allowing the students to read to them. Student-athletes are paired with a student for the semester to help foster the trust that is needed in order for a student to stay motivated while reading.

### Goodwill Gator Community Programs

On Wednesday and Friday's throughout the year, UF student-athletes from all teams visit pediatric patients at the UFHealth. Student-athletes bring posters and spend time with patients as they await treatment.

### Gator Tracks

Gator Tracks remains as one of the University Athletic Association's biggest events as it provides shoes for students in nine schools in Alachua County on free or reduced lunch. Each day for two weeks, Gator Student-Athletes deliver shoes and socks to the 450 students of seven Elementary Schools in Alachua County. Every student is paired with a Gator student-athlete to help with the sizing and fit of the socks and shoes. Since the creation of Gator Tracks over 7,900 pairs of shoes have been delivered.

### Climb for Cancer

For the 10th year UF student-athletes volunteered their bye weekend at the Climb for Cancer sports camp. Student-athletes joined the camp participants in enjoying basketball, soccer, football, volleyball and dance drills. Climb for Cancer is a non-profit organization that sponsors children whom have fought or are fighting cancer and gives them the opportunity to participate in a sports clinic. Participants and their families were able to meet student-athletes and use the University Athletic Association's facilities through the partnership formed with the Hawkins Center for Academic and Personal Excellence and UAA Departments.

## COMMUNITY PARTNERS

The following is a list of some of the community contributions from recent years:

Alachua County Schools | Bread of the Mighty | Climb for Cancer Foundation | Caleb's Pitch | Ronald McDonald House | American Cancer Society Hope Lodge | Baby Gators Boys & Girls Club | UF Health Pediatric Hospital | Habitat for Humanity | The Salvation Army | March of Dimes | Junior League of Gainesville – Miracle on Mainstreet | SBAC Partners in Education | Special Olympics | Girls Place | St. Francis House | Harvest Food Drive

## TWO-SPORT ATHLETES // WALK-ONS

Recent Florida Football Squad Members Who Have Participated in a Second Sport:

DB	Bennie Alexander	Football, Track
WR	Raphael Andrades	Football, Baseball
WR	Reidel Anthony	Football, Track
WR	Andre Caldwell	Football, Track
WR	Reche Caldwell	Football, Baseball
WR	John Capel	Football, Track
RB	Bo Carroll	Football, Track
TE	Tate Casey	Football, Baseball
WR	Riley Cooper	Football, Baseball
RB	Jeff Demps	Football, Track
QB	Gavin Dickey	Football, Baseball
DB	Vannez Gooch	Football, Track
WR	Jacquez Green	Football, Track
DT	Buck Gurley	Football, Track
WR	Frankie Hammond, Jr.	Football, Track
WR	Brian Haugabrook	Football, Track
WR	Ike Hilliard	Football, Track
TE	Cornelius Ingram	Football, Basketball
WR	Willie Jackson	Football, Basketball
WR	Taylor Jacobs	Football, Track
RB	Brandon James	Football, Track
QB	Doug Johnson	Football, Baseball
RB	Hunter Joyer	Football, Track
TE	Erron Kinney	Football, Basketball
DB	Marquand Manuel	Football, Track
WR	Louis Murphy	Football, Track
DE	Major Parker	Football, Basketball
CB	Wondy Pierre-Louis	Football, Track
RB	Chris Rainey	Football, Track
DT	Arpedge Rolle	Football, Track
WR	Deonte Thompson	Football, Track
TE	Aaron Walker	Football, Baseball
RB	Chevon Walker	Football, Track
DB	Dee Webb	Football, Track
WR	Paul Wilson	Football, Baseball

Two-sport Gators who have been drafted by the National Football League or Major League Baseball since 1980:

**Reidel Anthony (WR)** **Football, Track**

A 1997 first-round NFL Draft pick by the Tampa Bay Buccaneers

**Rodney Brewer (QB)** **Football, Baseball**

A 1987 fifth-round selection by the St. Louis Cardinals as a first baseman

**Andre Caldwell (WR)** **Football, Track**

A 2008 third-round NFL Draft pick by the Cincinnati Bengals

**Reche Caldwell (WR)** **Football, Baseball**

A 2002 second-round NFL Draft pick by the San Diego Chargers

**John Capel (WR)** **Football, Track**

A 2001 seventh-round NFL Draft pick by the Chicago Bears

**Tate Casey (TE)** **Football, Baseball**

A 19th-round selection by the Minnesota Twins in the 2004 MLB Draft as a pitcher

**Riley Cooper (WR)** **Football, Baseball**

A 15th-round selection by the Philadelphia Phillies in the 2006 MLB Draft and a 25th-round draft pick in 2009 by the Texas Rangers as an outfielder; also a fifth-round 2010 NFL Draft pick

by the Philadelphia Eagles

**Gavin Dickey (QB/WR)** **Football, Baseball**

A 12th-round selection by the Seattle Mariners in the 2006 MLB Draft

**Jacquez Green (WR)** **Football, Track**

A second-round selection in the 1998 NFL Draft by the Tampa Bay Bucs

**Ike Hilliard (WR)** **Football, Track**

A 1997 first-round NFL Draft pick by the New York Giants

**Cornelius Ingram (TE)** **Football, Basketball**

A fifth-round 2009 NFL Draft pick by the Philadelphia Eagles

**Willie Jackson (WR)** **Football, Basketball**

A 1994 third-round NFL Draft pick by the Dallas Cowboys; played with the Jacksonville Jaguars in 1995-97 and Cincinnati in 1998

**Taylor Jacobs (WR)** **Football, Track**

A 2003 second-round NFL Draft pick by the Washington Redskins

**Doug Johnson (QB)** **Football, Baseball**

A second-round selection in 1996 by the Tampa Bay Devil Rays as an infielder; became the starting quarterback for the Atlanta Falcons in 2000

**Erron Kinney (TE)** **Football, Basketball**

A third-round 2000 NFL Draft pick by the Tennessee Titans

**Marquand Manuel (DB)** **Football, Track**

A 2002 seventh-round NFL Draft pick by the Cincinnati Bengals

**Jamie McAndrew (Punter)** **Football, Baseball**

A 1989 first-round pick by the Los Angeles Dodgers as a pitcher

**Louis Murphy (WR)** **Football, Track**

A fourth-round 2009 NFL Draft pick by the Oakland Raiders

**Louis Oliver (DB)** **Football, Track**

A 1989 first-round NFL Draft pick by the Miami Dolphins; played with Miami and the Cincinnati Bengals

**Herbert Perry (LB)** **Football, Baseball**

A 1991 third-round pick in the MLB Draft by the Cleveland Indians as a third baseman

**Stacey Simmons (WR)** **Football, Track**

A 1990 NFL fourth-round draft pick by the Indianapolis Colts

**Aaron Walker (TE)** **Football, Baseball**

A 2003 fifth-round NFL Draft pick by the San Francisco 49ers

### WALK-ONS

For years, the University of Florida football program has encouraged and fostered a walk-on program that gives many young men each year the opportunity to live their dream of playing major college football. Many former walk-ons have eventually earned scholarships (48 alone since 1990), earned starting positions, gained All-SEC and All-America honors and even eventually played professional football. Their eventual success has become a cherished part of the Gator football tradition and heritage.

- Fourteen former Gator walk-ons have gone on to play professional football: LS James Smith, DB Hagood Clarke, DB Allen Trammell, DB Bruce Vaughan, LB James Harrell, WR Lee McGriff, PK John James, PK David Posey, QB Kerwin Bell, DB Louis Oliver, WR Chris Doering, TE Tremayne Allen, PK Jeff Chandler and FB Billy Latsko.

- Former walk-on Louis Oliver was selected in the first round of the 1989 NFL Draft by Miami. He also earned first-team All-America honors in 1987 and 1988 and was one of three finalists for the Jim Thorpe Defensive Back of the Year Award in 1988.
- Former walk-on John James went on to earn All-Pro honors as a punter in the NFL with the Atlanta Falcons.
- Former walk-on Kerwin Bell earned SEC Player of the Year honors in 1984 and completed his career in 1987 as the greatest statistical passer in SEC history. Bell became a prominent Heisman Trophy candidate in 1987.
- When Bobby Raymond completed his career in 1984, the former walk-on's name appeared in the NCAA place-kicking records in five separate categories.
- Former walk-on wide receiver Gary Rolle was named Academic All-America and winner of the National Football Foundation Scholar-Athlete Award in 1984.
- Twenty-six members of the 1991 Southeastern Conference championship team, the first official SEC title in school history, were walk-ons.
- One hundred and forty-three (143) Gator walk-ons have earned Academic All-SEC honors.
- Former walk-on Judd Davis was named the 1993 Lou Groza National Place-Kicker of the Year. He was also named a first-team All-American that season and completed his UF career in 1994 with 225 points, then the top total in school history.
- Former walk-on Chris Doering completed his Gator career in 1995 with 31 career touchdown catches, the top total in SEC and UF history. Doering was named second-team All-America, as well as first-team All-SEC, in 1995 after grabbing 17 touchdown receptions, the best seasonal mark in SEC and UF history.
- Jeff Chandler joined the Gator program as a walk-on in 1998 and by the time he departed after the 2001 season, he had become UF's all-time leading scorer (368 points) and field-goal maker (67). He was a two-time semifinalist for the Groza Award, a two-time first-team All-SEC choice and a second-team All-American in 2001.
- The 1985 Gator team that finished 9-1-1 and fifth in the final national rankings had 18 prominent players that originally joined the program as walk-ons.
- Seven former Gator walk-ons – WR Lee McGriff, WR Chris Doering, DE Preston Kendrick, PK David Posey, QB Kerwin Bell, DB Louis Oliver and PK Jeff Chandler – have gone on to earn first-team All-SEC honors.
- The 2006 BCS National Championship squad featured 36 walk-ons, including five student-athletes that earned scholarships.
- LB Cristian Garcia was one of three recipients for the Inaugural "It's On Us" Courage Award in October 2016. It's On Us is an initiative to put a stop to sexual assaults on college campuses introduced by President Barack Obama in September 2014. Garcia made national headlines in July 2016 for his role in stopping a sexual assault behind 101 Cantina, a popular nightspot across University Avenue from campus where Garcia worked as a security guard during that summer.

## COMPLIANCE INFORMATION

### NCAA RULES EDUCATION PROSPECTIVE STUDENT-ATHLETES

#### PROSPECTIVE STUDENT-ATHLETE

You are a "prospective student-athlete" when you start ninth-grade classes. Before the ninth grade, you become a prospective student-athlete if a college gives you (or your relatives or friends) any financial aid or other benefits that the college does not provide to prospective students generally.

You become a "recruited prospective student-athlete" at a particular college if any coach or representative of the college's athletics interest (booster or representative) approaches you (or any member of your family) about enrolling and participating in athletics at that college. Activities by coaches or boosters that cause you to become a recruited prospective student-athlete are:

- providing you with an official visit;
- visiting you or any other member of your family anywhere other than the college campus;
- signing a National Letter of Intent or a University of Florida written offer of athletically related financial aid.

#### ACADEMICS AND AMATEURISM



It is extremely important for you to give maximum academic effort as you conclude your high school attendance while maintaining your amateur status before entering college. To practice or play during your freshman year, you must meet the provisions of NCAA Bylaw 14.3, which include: (a) graduating from high school, (b) achieving a minimum cumulative grade point average in 16 core courses and achieving a corresponding minimum combined score on the SAT, or a minimum sum total score on the ACT as determined by the NCAA Eligibility Center. You must also meet the provisions of Bylaw 12.3, which include verification that you have retained your amateur status prior to entering college. The NCAA Eligibility Center must certify the initial-eligibility and amateur status of all incoming freshman student-athletes. Therefore, you must register with the Eligibility Center as soon as possible. For online web access contact: [www.eligibilitycenter.org](http://www.eligibilitycenter.org).

#### INDUCEMENTS

All institutional staff members and boosters are prohibited from offering or providing any financial aid or other benefits to you or your relatives or friends other than those expressly permitted by NCAA regulations. Specifically prohibited inducements include:

- providing cash or loans in any amount, or
- signing or co-signing for a loan
- providing gifts of any kind, including clothing or equipment
- providing special discounts for goods or services
- providing free or reduced housing/rent

Should you have any questions regarding NCAA rules and regulations, please feel free to contact the University of Florida Athletic Association Compliance Office at: (352) 375-4683, x6022

#### 2017 GATOR IMG SPORTS NETWORK

All game coverage on the network begins three hours prior to kick-off. Listen to all games and shows via [www.FloridaGators.com](http://www.FloridaGators.com) and Tuneln.

Market	Station	Frequency	Market	Station	Frequency
Brooksville	WWJB-AM	1450	Lakeland	WONN-AM	1230
Cocoa	WMEL-AM	1300	Melbourne/Sebastian	WROK-FM	95.9
Clearwater/Dade City	WDAE-AM	620	Miami	WINZ-AM	940
Clewiston	WAFC-AM	590	Miami	WIOD-AM	610
Daytona	WKRO-FM	93.1	Okeechobee	WOKC-AM	1570
Ft. Myers/Naples/Marco Island	WFSX-AM	1240	Okeechobee	WOKC-FM	100.9
Ft. Myers/Naples/Marco Island	WNOG-AM	1270	Orlando	WFLF-AM	540
Ft. Pierce/PSL/Stuart	WSTU-AM	1450	Palatka	WIYD-AM	1260
Ft. Walton Beach	WTKE-FM	100.3	Panama City	WTKP-FM	95.3
Gainesville	WRUF-FM	103.7/98.1	Port Saint Joe	WTKP-FM	93.5
Gainesville	WRUF-AM	850	Pensacola	WTKE-FM	97.1
Griffin, GA	WKEU-FM	88.9	Sarasota	WDAE-AM	620
Griffin, GA	WKEU-AM	1450	Sebring	WWTK-AM	730
Homosassa	WYKE-FM	104.3	St. Augustine	WAOC-AM	1420
Jacksonville	WFXJ-AM	930	Tallahassee	WVFT-FM	93.3
Key West	WKWF-AM	1600	Tampa	WDAE-AM	620
Lake City	WNFB-FM	94.3	Wauchula	WAUC-FM	1310
Lake City	WDSR-AM	1340	West Palm Beach	WJNO-AM	1290
			West Palm Beach	WZZR-FM	94.3

Always check [FloridaGators.com](http://FloridaGators.com) for most up-to-date listings.

## 2017 UF MEDIA INFORMATION

### COACH McELWAIN INTERVIEWS

Please coordinate all requests for telephone and personal interviews with Coach McElwain through Steve McClain in the Communications Office.

Coach McElwain is available on Monday (weekly press conference) and twice on Wednesday (SEC Teleconference at 11:20 a.m. ET & after practice in the football press box). Contact the SEC Office at (205) 458-3010 for phone number and passcode.

Coach McElwain also appears on the "Gator Talk with Jim McElwain" radio show each Thursday of game weeks throughout the season. Additionally, "Florida Football with Jim McElwain" airs on Mondays at 5 p.m. on FOX Sports Sun throughout the regular season, recapping the previous Saturday's game and covering the Gators program.

### PLAYER INTERVIEWS

All player interviews must be coordinated with Will Pantages in the Communications Office. Select players will be available on Monday (at weekly press conference) and Tuesday after practice. All player interviews will conclude on Wednesdays during game weeks. True freshmen are not available for interviews at any time.

Requests for telephone interviews should be booked at least 48 hours in advance and are normally limited to those times reserved for these general interview sessions. Approved requests will be granted according to the student-athlete's schedule.

The Communications Office will not give out home or cell phone numbers for any players and players may not be contacted directly by phone, text, email or social media. Members of the media are not permitted in team areas. The team locker room, training room and strength complex are considered private work areas. These areas, as well as players' housing (campus and off campus), are off-limits to media representatives.

### ASSISTANT COACH INTERVIEWS

Coordinators will be available once during the preseason and once during the postseason. During the season, a designated assistant coach will be available on Wednesdays at noon. The Communications Office will provide the name of the assistant coach prior to each week.

### WEEKLY PRESS CONFERENCE

Florida's weekly press conference will be held each Monday during the season except during bye weeks. Coach McElwain will be scheduled to start as early as 11:45 a.m. with select players following. For those who cannot attend weekly press conferences, video of the press conference will be available on FloridaGators.com by Monday night.

### POST-GAME INTERVIEWS

All members of the Florida football team will report to the locker room following each game prior to doing any interviews (with the exception of the TV network rights holder). Head Coach Jim McElwain will address the media following a brief cooling off period in a designated location. Select Florida players will then be brought to the post-game interview area.

### XOS DIGITAL XCHANGE

The Florida athletics department utilizes the XOS Digital XChange web platform to post interviews from Coach McElwain, assistant coaches, and selected players on game weeks. For more information about XOS Digital XChange or to request access to the service, contact Jon Rubin (JonR@gators.ufl.edu).

Please note that this content is made available solely for use in regularly-scheduled news programs or on news organizations' websites. Organizations are limited to posting three (3) minutes of provided content. If any person or syndicator would like to use additional portions of this feed, please contact the UAA GatorVision Office at (352) 375-4683, ext. 6629, for rights, permission and associated fees. In addition, utilizing station-filmed video from weekly press conferences and post-practice media opportunities is limited to three (3) minutes daily.

### GATORVISION ONLINE

GatorVision provides on-demand streaming video coverage of Florida Football via UF's website, FloridaGators.com. It features press conferences, player interviews, practice updates, game coverage and more. Access this video content at [www.floridagators.com/watch](http://www.floridagators.com/watch).

### WIRELESS INFORMATION

The Florida press box has wireless Internet access. Interested members of the media are asked to check game day information packets for access and technician information.

### PHOTO ROOM INTERNET ACCESS

Complementary high-speed Internet access is available by contacting Tim Casey (TimCa@gators.ufl.edu) in the Florida Communications Office to reserve a space.

### TELEPHONE INFORMATION

If a private line is needed, contact Tony DeLuca at (877) 412-0252. Please allow two weeks for installation.

### FLORIDA-GEORGIA GAME

Media representatives wishing to install phone lines for the game in Jacksonville should call Jason Morrill at EverBank Field at (904) 633-6125 or email him at [jmorrill@smgjax.com](mailto:jmorrill@smgjax.com). For credentials to the game, please visit [www.SportsSystems.com/Florida](http://www.SportsSystems.com/Florida).

### INFORMATION SOURCES

Website  
Public - [www.FloridaGators.com](http://www.FloridaGators.com)

### CREDENTIAL REQUESTS

[www.SportsSystems.com/Florida](http://www.SportsSystems.com/Florida)

### PHOTOS AND LOGOS

[SECsports.com/media](http://SECsports.com/media) (Digital Image Studio)

### FLORIDA FOOTBALL EMAIL LIST

To be added to the Gator Football email list, email a request to Dustin Ciraco: [DustinC@gators.ufl.edu](mailto:DustinC@gators.ufl.edu)

### SEC EMAIL LIST

To be added to the SEC Football email list, please email a request to Chuck Dunlap of the SEC Media Relations Office at [cdunlap@sec.org](mailto:cdunlap@sec.org)

### SOUTHEASTERN CONFERENCE

The official website for the Southeastern Conference is [www.SECsports.com](http://www.SECsports.com)

### COLLEGEPRESSBOX.COM

The official media website for SEC football.



## FLORIDA COMMUNICATIONS

Phone: (352) 375-4683 ext. 6100 • Fax: (352) 375-4809 • Email: SIDmail@gators.ufl.edu

### FOOTBALL CONTACTS

Steve McClain *Senior Associate Athletics Director (Football)*

#### HEAD COACH INTERVIEWS

Office (352) 375-4683, x6115  
Mobile (352) 317-8132  
Email SteveM@gators.ufl.edu

Will Pantages *Assistant Director (Football)*

#### PLAYER & ASSISTANT COACH INTERVIEWS, GAME RELEASE

Office (352) 375-4683, x6125  
Mobile (352) 275-3398  
Email WillP@gators.ufl.edu

Dustin Ciraco *Assistant Director (Football, Lacrosse)*

#### ASSISTS WITH INTERVIEWS, NOTES & STRATEGIC

##### COMMUNICATIONS

Office (352) 375-4683, x6100  
Mobile (352) 538-0029  
Email DustinC@gators.ufl.edu

Jennifer Wagner *Communications Coordinator*

#### CREDENTIALS

Office (352) 375-4683, x6123  
Email JenniferW@gators.ufl.edu

### SEC MEDIA INFORMATION

#### SEC FOOTBALL WEEKLY MEDIA SERVICES

Sundays - Notes package, statistics, standings

Mondays - Players of the Week (AM), game previews, TV schedule for following weeks games (PM)

Tuesdays - Entire Release available via email and SECDigitalNetwork.com

Wednesdays - Football coaches media teleconference (10 a.m. CT) / available on SECDigitalNetwork.com (PM)

Thursdays - SEC football notes package "SECond Helping" available via email / SECDigitalNetwork.com

Saturdays - Postgame quotes, notes & stats available on CollegePressBox.com

#### SEC EMAIL LIST

To be added to the SEC Football email list, please email the SEC Media Relations Office at cdunlap@sec.org.

#### SEC PLAYERS OF THE WEEK

The SEC will name an offensive, defensive, offensive lineman, defensive lineman and special teams player of the week each Monday afternoon throughout the regular season.

#### SEC INTERNET MEDIA CENTER

The media and general public can obtain information on the Southeastern Conference at www.secsports.com. There is also a media site that contains a digital image studio, links to member school media sites, as well as credentialing for championships, catalogue of releases and media guides.

Mary Howard *Senior Associate Athletics Director (Soccer, Gymnastics)*

Office (352) 375-4683, x6110  
Email MaryH@gators.ufl.edu

Kathy Cafazzo *Associate Director (W-Basketball, W-Tennis)*

Office (352) 375-4683, x6133  
Email KathyC@gators.ufl.edu

Scott Carter *Senior Writer*

Office (352) 375-4683, x6134  
Email ScottC@gators.ufl.edu

Bruce Floyd *Social Media Manager*

Office (352) 375-4683, x6119  
Email BruceF@gators.ufl.edu

Chris Harry *Senior Writer*

Office (352) 375-4683, x6117  
Email ChrisH@gators.ufl.edu

Scott MacCord *Webmaster*

Email ScottM@gators.ufl.edu

Denver Parler *Associate Director (M-Basketball)*

Office (352) 375-4683, x6135  
Email DenverP@gators.ufl.edu

Dan Apple *Assistant Director (Football Social Media, Baseball)*

Office (352) 375-4683, x6199  
Email DanielA@gators.ufl.edu

Zach Dirlam *Assistant Director (Volleyball, Track & Field)*

Office (352) 375-4683, x6175  
Email ZachD@gators.ufl.edu

Katie Callahan *Communications Assistant (Swimming & Diving)*

Email KatieC@gators.ufl.edu

Andrew Kovar *Communications Assistant (Golf)*

Email AndrewK@gators.ufl.edu

Kelly Shipp *Communications Assistant (M-Tennis)*

Email KellySh@gators.ufl.edu

#### COMMUNICATIONS OVERNIGHT SHIPPING ADDRESS

121 Gale Lemerand Dr.  
Central Receiving  
Ben Hill Griffin Stadium

#### SEC WEEKLY COACHES TELECONFERENCE

The 14 league coaches will be featured on a weekly teleconference each Wednesday from 11 a.m. – 1:20 p.m. (ET) beginning August 28. A replay of each week's teleconference can be heard on the SEC's website, www.secsports.com

11:00 a.m. ET	Ed Orgeron, LSU
11:10 a.m. ET	Will Muschamp, South Carolina
11:20 a.m. ET	Jim McElwain, Florida
11:30 a.m. ET	Derek Mason, Vanderbilt
11:40 a.m. ET	Nick Saban, Alabama
11:50 a.m. ET	Butch Jones, Tennessee
12:00 p.m. ET	Bret Bielema, Arkansas
12:10 p.m. ET	Barry Odom, Missouri
12:20 p.m. ET	Hugh Freeze, Ole Miss
12:30 p.m. ET	Kevin Sumlin, Texas A&M
12:40 p.m. ET	Mark Stoops, Kentucky
12:50 p.m. ET	Dan Mullen, Mississippi State
1:00 p.m. ET	Kirby Smart, Georgia
1:10 p.m. ET	Gus Malzahn, Auburn

#### SEC FOOTBALL ON THE WEB

SECSports.com is the official website of the SEC. Football information is updated regularly on the site including stats, standings, news and notes. The site also contains video highlights and features during the season. CollegePressBox.com is the official media website for SEC football. Access and download weekly game notes, quotes, statistics, media guides, photos, logos and more for the conference and each of its 14 member schools throughout the season. Registration information will be

distributed to accredited media or you may request more information by sending an email to password@collegepressbox.com. The SEC also offers a media-only section on its website - www.SECsportsMedia.com. The site houses all media information for the other 19 sports the SEC sponsors as well as credentialing for all SEC neutral-site championships, including the SEC Football Championship Game.

#### SEC MEDIA RELATIONS STAFF

2201 Richard Arrington Boulevard North  
Birmingham, Ala. 35203  
Office (205) 458-3000  
Fax (205) 458-3031  
www.secsports.com  
Main Twitter Feed: @SECSportsUpdate

Herb Vincent *Associate Commissioner for Communications*  
hvincent@sec.org

Craig Pinkerton *Director of Media Relations*  
cpinkerton@sec.org

Chuck Dunlap *Associate Director of Media Relations*  
cdunlap@sec.org

#### PRIMARY FOOTBALL CONTACT

Tammy Wilson *Associate Director of Media Relations*  
twilson@sec.org

Ben Beaty *Assistant Director of Media Relations*  
bbeaty@sec.org

Jill Skotarczak *Assistant Director of Media Relations*  
jskotarczak@sec.org

## 2017 OPPONENT INFORMATION

**SEPTEMBER****2 MICHIGAN** *\*Advocare Classic*

*AT&T Stadium (80,000)*  
*Arlington, Texas*  
 SID: David Ablauf  
 Email: dablauf@umich.edu  
 Office: (734) 763-4423  
 Secondary: Chad Shepard  
 Email: shepchad@umich.edu  
 Office: (734) 763-4423  
 Website: <http://www.mgoblue.com>  
 Head Coach: Jim Harbaugh

**9 NORTHERN COLORADO**

*Ben Hill Griffin Stadium (88,548)*  
*Gainesville, Florida*  
 SID: Kobe Stalder  
 Email: kobe.stalder@unco.edu  
 Office: (970) 351-1065  
 Secondary: Ryan Pfeifer  
 Email: ryan.pfeifer@unco.edu  
 Office: (970) 351-3645  
 Website: <http://uncbears.com/>  
 Head Coach: Earnest Collins, Jr.

**16 TENNESSEE**

*Ben Hill Griffin Stadium (88,548)*  
*Gainesville, Florida*  
 SID: Zach Stipe  
 Email: zstipe@tennessee.edu  
 Office: (865) 974-4167  
 Secondary: Stephen Lee  
 Email: sklee@tennessee.edu  
 Office: (865) 974-7489  
 Website: [www.UTSports.com](http://www.UTSports.com)  
 Head Coach: Butch Jones

**23 KENTUCKY**

*Kroger Field (61,000)*  
*Lexington, Kentucky*  
 SID: Susan Lax  
 Email: slax0@uky.edu  
 Office: (859) 257-3838  
 Secondary: Tony Neely  
 Email: tneely@email.uky.edu  
 Office: (859) 257-3838  
 Website: [www.UKathletics.com](http://www.UKathletics.com)  
 Head Coach: Mark Stoops

**30 VANDERBILT**

*Ben Hill Griffin Stadium (88,548)*  
*Gainesville, Florida*  
 SID: Larry Leathers  
 Email: larry.leathers@vanderbilt.edu  
 Office: (615) 343-6437  
 Secondary: Kyle Parkinson  
 Email: kyle.parkinson@vanderbilt.edu  
 Office: (615) 343-0020  
 Website: [www.VUCommodores.com](http://www.VUCommodores.com)  
 Head Coach: Derek Mason

**OCTOBER****7 LSU**

*Ben Hill Griffin Stadium (88,548)*  
*Gainesville, Florida*  
 SID: Michael Bonnette  
 Email: mbonnet@lsu.edu  
 Office: (225) 578-8226  
 Secondary: Brandon Berrio  
 Email: bberri1@lsu.edu  
 Office: (225) 578-8226  
 Website: [www.LSUSports.net](http://www.LSUSports.net)  
 Head Coach: Les Miles

**14 TEXAS A&M**

*Ben Hill Griffin Stadium (88,548)*  
*Gainesville, Florida*  
 SID: Alan Cannon  
 Email: acannon@athletics.tamu.edu  
 Office: (979) 845-5725  
 Secondary: Brad Marquardt  
 Email: bmarquardt@athletics.tamu.edu  
 Office: (979) 862-5448  
 Website: [www.12thman.com](http://www.12thman.com)  
 Head Coach: Kevin Sumlin

**28 GEORGIA**

*EverBank Field (82,871)*  
*Jacksonville, Florida*  
 SID: Claude Felton  
 Email: cfelton@sports.uga.edu  
 Office: (979) 845-5447  
 Secondary: Christopher Lakos  
 Email: clakos@sports.uga.edu  
 Office: (706) 542-1621  
 Website: [www.GeorgiaDogs.com](http://www.GeorgiaDogs.com)  
 Head Coach: Kirby Smart

**NOVEMBER****4 MISSOURI**

*Memorial Stadium (71,168)*  
*Columbia, Missouri*  
 SID: Chad Moller  
 Email: mollerc@missouri.edu  
 Office: (573) 882-0712  
 Secondary: Shawn Davis  
 Email: davissshaw@missouri.edu  
 Office: (573) 882-0711  
 Website: [www.MUTigers.com](http://www.MUTigers.com)  
 Head Coach: Barry Odom

**11 SOUTH CAROLINA**

*Williams-Brice Stadium (80,250)*  
*Columbia, South Carolina*  
 SID: Steve Fink  
 Email: finksc@mailbox.sc.edu  
 Office: (803) 777-7987  
 Secondary: Andrew Kitick  
 Email: kitick@mailbox.sc.edu  
 Office: (803) 777-5257  
 Website: [www.GamecocksOnline.com](http://www.GamecocksOnline.com)  
 Head Coach: Will Muschamp

**18 UAB**

*Ben Hill Griffin Stadium (88,548)*  
*Gainesville, Florida*  
 SID: Ted Feeley  
 Email: tfeeley@uab.edu  
 Office: (205) 934-0730  
 Secondary: Kylie Murphy  
 Email: knmurphy@uab.edu  
 Office: (205) 934-0722  
 Website: [www.uabsports.com/](http://www.uabsports.com/)  
 Head Coach: Bill Clark

**25 FLORIDA STATE**

*Ben Hill Griffin Stadium (88,548)*  
*Gainesville, Florida*  
 SID: Elliott Finebloom  
 Email: efinebloom@fsu.edu  
 Office: (850) 644-1065  
 Secondary: Steven McCartney  
 Email: smccartney@fsu.edu  
 Office: (850) 644-3920  
 Website: [www.Seminoles.com](http://www.Seminoles.com)  
 Head Coach: Jimbo Fisher



# 2017 SEC FOOTBALL SCHEDULE

(Tentative and Subject to Change)

Date Team	Sept. 2	Sept. 9	Sept. 16	Sept. 23	Sept. 30	Oct. 7	Oct. 14	Oct. 21	Oct. 28	Nov. 4	Nov. 11	Nov. 18	Nov. 25
ALABAMA	FLORIDA STATE Atlanta	FRESNO STATE Tuscaloosa	COLORADO STATE Tuscaloosa	VANDERBILT Nashville	OLE MISS Tuscaloosa	TEXAS A&M College Station	ARKANSAS Tuscaloosa	TENNESSEE Tuscaloosa	OLE MISS Oxford	LSU Tuscaloosa	MISSISSIPPI STATE Starkville	MERCER Tuscaloosa	AUBURN Auburn
ARKANSAS	FLORIDA A&M Little Rock (Aug. 31)	TCU Fayetteville	TEXAS A&M Arlington, Texas	NEW MEXICO STATE Fayetteville	SOUTH CAROLINA Columbia	ALABAMA Tuscaloosa	AUBURN Fayetteville	OLE MISS Oxford	COASTAL CAROLINA Fayetteville	MISSISSIPPI STATE Baton Rouge	MISSISSIPPI STATE Fayetteville (Nov. 24)	MISSISSIPPI STATE Fayetteville (Nov. 24)	MISSISSIPPI STATE Fayetteville (Nov. 24)
AUBURN	GEORGIA SOUTHERN Auburn	CLEMSON Clemson	MERCER Auburn	MISSISSIPPI STATE Auburn	MISSISSIPPI STATE Auburn	OLE MISS Auburn	ARKANSAS Fayetteville	FLORIDA JACKSONVILLE Jacksonville	MISSISSIPPI STATE Columbia	MISSISSIPPI STATE Baton Rouge	MISSISSIPPI STATE Fayetteville (Nov. 24)	MISSISSIPPI STATE Fayetteville (Nov. 24)	MISSISSIPPI STATE Fayetteville (Nov. 24)
FLORIDA	MICHIGAN Arlington, Texas	NORTHERN COLORADO Gainesville	TENNESSEE Gainesville	KENTUCKY Lexington	VANDERBILT Gainesville	LSU Gainesville	TEXAS A&M Gainesville	GEORGIA Jacksonville	MISSISSIPPI STATE Columbia	MISSISSIPPI STATE Columbia	MISSISSIPPI STATE Columbia	MISSISSIPPI STATE Columbia	MISSISSIPPI STATE Columbia
GEORGIA	APPALACHIAN STATE Athens	NOTRE DAME South Bend	SMYRNA STATE Athens	MISSISSIPPI STATE Athens	TENNESSEE Knoxville	VANDERBILT Nashville	MISSISSIPPI STATE Athens	MISSISSIPPI STATE Starkville	FLORIDA JACKSONVILLE Jacksonville	SOUTH CAROLINA Athens	AUBURN Auburn	KENTUCKY Athens	GEORGIA TECH Athens
KENTUCKY	SOUTHERN MISS Hartsville	EASTERN KENTUCKY Lexington	SOUTH CAROLINA Columbia	FLORIDA Lexington	EASTERN MICHIGAN Lexington	MISSISSIPPI STATE Lexington	MISSISSIPPI STATE Lexington	MISSISSIPPI STATE Starkville	TENNESSEE Lexington	OLE MISS Lexington	VANDERBILT Nashville	GEORGIA Athens	LOUISVILLE Lexington
LSU	BYU Houston	CHATTANOOGA Baton Rouge	MISSISSIPPI STATE Starkville	SPRACUSE Baton Rouge	TROY Baton Rouge	FLORIDA Gainesville	AUBURN Baton Rouge	OLE MISS Oxford	ARKANSAS Oxford	ALABAMA Tuscaloosa	ARKANSAS Baton Rouge	TENNESSEE Knoxville	TEXAS A&M Baton Rouge
OLE MISS	SOUTH ALABAMA Oxford	UT MARTIN Oxford	CALIFORNIA Berkeley	ALABAMA Tuscaloosa	AUBURN Tuscaloosa	AUBURN Auburn	VANDERBILT Oxford	LSU Oxford	ARKANSAS Oxford	KENTUCKY Lexington	LOUISIANA-LAFAYETTE Oxford	TEXAS A&M Oxford	MISSISSIPPI STATE Starkville (Nov. 23)
MISSISSIPPI STATE	CHARLESTON SOUTHERN Starkville	LOUISIANA TECH Ruston	LSU Starkville	GEORGIA Athens	AUBURN Auburn	BYU Starkville	KENTUCKY Starkville	TEXAS A&M College Station	UMASS Starkville	ALABAMA Starkville	ALABAMA Starkville	ARKANSAS Fayetteville	OLE MISS Starkville (Nov. 23)
MISSOURI	MISSOURI STATE Columbia	SOUTH CAROLINA Columbia, Mo.	PURDUE Columbia	AUBURN Columbia	TEXAS A&M College Station	KENTUCKY Lexington	GEORGIA Athens	IDAHO Columbia	UCONN Hartford	FLORIDA Columbia	TENNESSEE Columbia	VANDERBILT Nashville	ARKANSAS Fayetteville (Nov. 24)
SOUTH CAROLINA	NC STATE Charlotte	MISSOURI Columbia, Mo.	KENTUCKY Columbia	LOUISIANA TECH Columbia	TEXAS A&M College Station	ARKANSAS Columbia	TENNESSEE Knoxville	VANDERBILT Columbia	VANDERBILT Columbia	GEORGIA Athens	FLORIDA Columbia	WOFFORD Columbia	CLEMSON Columbia
TENNESSEE	GEORGIA TECH Atlanta (Sept. 4)	INDIANA STATE Knoxville	FLORIDA Gainesville	UMASS Knoxville	GEORGIA Knoxville	SOUTH CAROLINA Knoxville	ALABAMA Tuscaloosa	KENTUCKY Lexington	SOUTHERN MISS Knoxville	MISSISSIPPI STATE Columbia	MISSISSIPPI STATE Columbia	LSU Knoxville	VANDERBILT Knoxville
TEXAS A&M	UCLA Los Angeles (Sept. 3)	NICHOLLS College Station	LOUISIANA-LAFAYETTE College Station	ARKANSAS Arlington, Texas	SOUTH CAROLINA College Station	ALABAMA College Station	FLORIDA Gainesville	ALABAMA Tuscaloosa	MISSISSIPPI STATE College Station	AUBURN College Station	NEW MEXICO College Station	OLE MISS Oxford	LSU Baton Rouge
VANDERBILT	MIDDLE TENNESSEE Murfreesboro	ALABAMA A&M Nashville	KANSAS STATE Nashville	ALABAMA Nashville	FLORIDA Gainesville	GEORGIA Nashville	OLE MISS Oxford	SOUTH CAROLINA Columbia	SOUTH CAROLINA Columbia	WESTERN KENTUCKY Nashville	KENTUCKY Nashville	MISSOURI Nashville	TENNESSEE Knoxville

## 2016 SEC SCHEDULE GRID

2017 SEC CHAMPIONSHIP GAME • DECEMBER 2 • MERCEDDES-BENZ STADIUM • ATLANTA, GA.

## INDEX

Academic All-America .....	98	Floyd, Sharrif .....	89	McElwain, Jim .....	4	SEC Schedule Grid .....	209
Ackerman, Brendan .....	19	Forsythe, Stone .....	25	McWilliams, C.J. ....	33	Seider, Ju'Juan .....	14
All-Americans .....	81	Franks, Feleipe .....	25	Media Information .....	206	Series History .....	127
All-SEC .....	94	Freshman Starters .....	177	Mike, Andrew .....	34	Shannon, Randy .....	6
All-Star Games .....	96	Fuchs, Dr. Kent .....	200	Miller, Ventrell .....	49	Sheppard, Lito .....	91
Allen, Jake .....	48	Fumble Return TDs .....	168	Moon, Jeremiah .....	34	Sherit, Jordan .....	40
Alvarez, Carlos .....	88, 98	Gaffney, Jabar .....	88	Moore, T.J. ....	49	Shutouts .....	133
Ancrum, Luke .....	19	Gagner, Larry .....	85	National Championship (1996) .....	71	Signing Class (2016) .....	49
Anthony, Reidel .....	88	Galloway, David .....	89	National Championship (2006) .....	72	Situational Records .....	134
AP Poll .....	137	Gamble, Kenmore .....	49	National Championship (2008) .....	73	Skipper, Tim .....	15
Armstrong, Trace .....	89	Garcia, Cristian .....	26	Nelson, Reggie .....	91	Slaton, Tedarrell .....	50
Assistant Coaches (All-Time) .....	18	Gardner, Chauncey .....	26	Network Television Record .....	123	Smith, Emmitt .....	79, 86
Barrow, John .....	85	Giles, Eddie .....	27	NFL Draft History .....	108	Smith, Jordan .....	41
Bell, Corey .....	9	Gilmore, Michael .....	98	NFL Gators .....	102	Smith, Larry .....	86
Benalcazar, Marcel .....	19	Givens, Marcus .....	27	Non-Offensive Scores .....	166	Smith, Nick .....	50
Bennett, Bruce .....	91	Goolsby, DeAndre .....	27	Nord, Greg .....	12	Snell, Shannon .....	85
Biletnikoff Award .....	99	Gornto, Harry .....	28	Norvelis, Mark .....	37	Spikes, Brandon .....	90
Blowouts .....	133	Gould, Jon .....	28	Numerical Roster (2017) .....	2	Spurrier, Steve .....	79, 87
Bowl Records .....	147	Green, Daquon .....	49	Numerical Roster (All-Time) .....	193	Stephens, Garrett .....	41
Bowl Results .....	138	Green, Jacquez .....	88	Nussmeier, Doug .....	8	Stephens, Moral .....	41
Bronko Nagurski Trophy .....	99	Green, Sammy .....	90	Odom, Jason .....	85	Stewart, Brad .....	50
Brown, Alex .....	89	Grossman, Rex .....	87	Offensive Stats (All-Time) .....	148	Stiner, Donovan .....	50
Brown, Lomas .....	85	Haden, Joe .....	91	Oliver, Louis .....	91	Stricklin, Scott .....	201
Brunson, Lacedrick .....	48	Hammond, Josh .....	28	Opponent History .....	127	Sturgis, Caleb .....	93
Bryan, Taven .....	19	Hargreaves, Vernon .....	91	Opponent Information .....	208	Sullivan Award .....	99
Buchanan, Nick .....	20	Harkless, Kavaris .....	29	Ortega, Ralph .....	90	Superlatives (All-Time) .....	169
Burnett, McArthur .....	20	Harris, Marcell .....	29	Outland Trophy .....	99	Support Staff .....	19
Butkus Award .....	99	Harvin, Percy .....	88	Overtime Games .....	136	Swain, Freddie .....	41
Bye Weeks .....	134	Heckman, Val .....	89	Passing Records .....	157	Swamp .....	131
Callaway, Antonio .....	20	Heggie, Brett .....	30	Pearson, Mike .....	83	Tannen, Steve .....	91
Campbell, Kyree .....	48	Heisman Trophy .....	80	Perine, Lamical .....	34	Taylor, Fred .....	86
Career Yardage Leaders .....	162	Henderson, C.J. ....	49	Peterson, Mike .....	90	Taylor, Jawaan .....	42
Carr, Bill .....	85	Henry, Chas .....	93	Pineiro, Eddy .....	35	Taylor, Jeawon .....	42
Carter, Kevin .....	89	Hilliard, Ike .....	88	Polite, Jachai .....	36	Tebow, Tim .....	87
Carter, Zachary .....	48	Honor Roll .....	97	Pouncey, Maurkice .....	85	Telford, Kadeem .....	50
Casey, Charley .....	88	Hopkins, Tyriek .....	30	Powell, Brandon .....	36	Thomas, Will .....	42
Chandler, Wes .....	88	Houston, James .....	49	Powell, Jorge .....	38	Thompson, Mark .....	43
Charlton, Clifford .....	90	Interception Return TDs .....	168	Pronunciation Guide .....	3	Thorpe Award .....	99
Chuck Bednarik Award .....	99	Iorio, Michael .....	32	Punting Records .....	165	Tilghman, Jacob .....	43
Clark, Khairi .....	21	Ivey, Martez .....	30	Putu, Joseph .....	38	Toney, Kadarius .....	50
Clayton, Antonneous .....	22	Jack Tatum Award .....	99	Rain Games .....	134	Total Offense Records .....	161
Cleveland, Tyrie .....	22	Jackson, Jack .....	88	Rankings .....	137	Townsend, Johnny .....	43
Coaching Staffs (All-Time) .....	180	Jackson, Kalif .....	30	Ratliff, Keiwan .....	91	Townsend, Tommy .....	44
College Football Hall of Fame .....	100	Jackson, Rayshad .....	30	Ray Graves Award .....	101	Trask, Kyle .....	44
College Game Day .....	130	James W. Kynes Award .....	101	Ray Guy Award .....	100	Uniforms .....	135
Collinsworth, Cris .....	88	James, Brandon .....	93	Raymond, R.J. ....	38	Van Sickle, Dale .....	93
Comebacks .....	178	Jarriel, Glenn .....	31	Reaves, John .....	87	Reaves, John .....	45
Compliance Information .....	205	Jefferson, Cece .....	31	Receiving Records .....	159	Washington, Nick .....	45
Conliffe, Elijah .....	48	John Mackey Award .....	100	Record Holders .....	168	Weary, Fred .....	91
Coordinators (All-Time) .....	18	Johnson, Alonzo .....	90	Reese, David .....	38	Wells, Rick .....	46
Culpepper, Brad .....	89, 98	Johnson, Fred .....	31	Results (All-Time) .....	116	White, Will .....	91
Davey O'Brien Award .....	99	Johnson, Kylan .....	31	Return Records .....	164	William V. Campbell Trophy .....	98
Davis, Brad .....	10	Jordan, Tyler .....	32	Rhett, Errict .....	86	Williams, Jarvis .....	91
Davis, Judd .....	93	Joseph, Vosean .....	32	Rhodes Scholar .....	98	Williamson, Chris .....	46
Davis, Keivonnis .....	23	Kearse, Jevon .....	90	Richardson, Huey .....	89	Wilson, Marco .....	50
Davis, Malik .....	48	Kent, Mike .....	16	Riles, Antonio .....	39	Wuerffel Trophy .....	100
Davis, Shawn .....	49	Kicking Records .....	163	Rimington Trophy .....	99	Wuerffel, Danny .....	79, 87, 98
Dawson, Duke .....	23	Kynes, Bill .....	98	Ring of Honor .....	79	Yardage Leaders .....	162
Defensive Records .....	167	LaPradd, Charlie .....	93	Robinson, James .....	52	Yearly Leaders .....	150
Defensive Stats (All-Time) .....	149	Lawless, Burton .....	85	Rolle, Gary .....	98	Youngblood, Jack .....	79, 89
Del Rio, Luke .....	24	Lawrence, Jahim .....	32	Roster .....	2	Zaire, Malik .....	46
Dennis, Guy .....	85	Lemons, Adarius .....	49	Rumph, Chris .....	13	Zimmerman, Jeff .....	85
Desir-Jones, Richerd .....	24	Lenton, Quincy .....	32	Rushing Records .....	154	Zuniga, Jabari .....	47
Dixon, Kerry .....	11	Letterwinners (All-Time) .....	184	Sammy Baugh Trophy .....	99		
Dupree, Larry .....	86	Lewis, C'yontai .....	33	Scarlett, Jordan .....	39		
Early Enrollees .....	177	Little, David .....	90	Scoring Records .....	166		
Edwards, Brian .....	49	Lombardi Award .....	97	Season Bests .....	175		
Elam, Matt .....	91	Lott Trophy .....	99	SEC Championship Game (1993) .....	75		
ESPN Game Day .....	130	Lou Groza Award .....	100	SEC Championship Game (1994) .....	75		
Fallace, Brian .....	25	Manning Award .....	99	SEC Championship Game (1995) .....	76		
Farr, Ryan .....	25	Marshall, Wilber .....	79, 90	SEC Championship Game (1996) .....	76		
Ferguson, Forrest 'Fergie' .....	93, 101	Massey, Dre .....	33	SEC Championship Game (2000) .....	77		
Ferguson, Ryan .....	25	Matthews, Lynn .....	89	SEC Championship Game (2006) .....	77		
First Round Draft Picks .....	107	Maxwell Award .....	99	SEC Championship Game (2008) .....	78		
Florida Field .....	131-132	McCoy, T.J. ....	33	SEC Championships .....	74		





# 11-1

**RECORD**  
AT HOME UNDER McELWAIN





---

**SEPT 2 / vs. MICHIGAN**  
ARLINGTON, TEXAS

**SEPT 9 / NORTHERN COLORADO**

**SEPT 16 / TENNESSEE**

**SEPT 23 / AT KENTUCKY**

**SEPT 30 / VANDERBILT**

**OCT 7 / LSU**

**OCT 14 / TEXAS A&M**

**OCT 28 / vs. GEORGIA**  
JACKSONVILLE, FLORIDA

**NOV 4 / AT MISSOURI**

**NOV 11 / AT SOUTH CAROLINA**

**NOV 18 / UAB**

**NOV 25 / FLORIDA STATE**

---

**FLORIDAGATORS.COM**

#WeChomp