

JIMMY WILLIAMS

JORDAN WILLIAMS



FOOTBALL

2017 FACT BOOK

#AMERICANPOWER

EAST CAROLINA UNIVERSITY
DOWDY-FICKLEN STADIUM
PIRATES



STEPHEN BAGGETT

KIANTE ANDERSON

COREY SARGENT

DEMAGE BAILEY

2017 SCHEDULE

Date	Opponent	DSGN	Site	Series	Last Game
Sept. 2	JAMES MADISON	PC	GREENVILLE	0-0-0	-----
9	at West Virginia		Morgantown, W.Va.	3-18-0	L, 35-20 (2009)
16	VIRGINIA TECH	FW/G	GREENVILLE	7-14-0	L, 54-17 (2016)
30	* USF	FS	GREENVILLE	1-6-0	L, 38-22 (2016)
Oct. 7	* TEMPLE	HOF/B	GREENVILLE	8-6-0	L, 37-10 (2016)
14	* at UCF		Orlando, Fla.	10-5-0	L, 47-29 (2016)
21	BYU	HC/P	GREENVILLE	0-1-0	L, 45-38 (2015)
28	* at Houston		Houston, Texas	7-5-0	W, 48-28 (2012)
Nov. 4	* at Connecticut		East Hartford, Conn.	2-1-0	W, 41-3 (2016)
11	* TULANE	MIL	GREENVILLE	11-3-0	W, 34-6 (2014)
18	* CINCINNATI	SD	GREENVILLE	12-8-0	L, 31-19 (2016)
25	* at Memphis		Memphis, Tenn.	15-6-0	W, 41-7 (2012)
Dec. 2	AAC Championship Game (ABC/ESPN)		campus site	0-0-0	-----

Home games in ALL CAPS; *American Athletic Conference game; PC-Pirate Club Weekend, FW-Family Weekend, G-Paint It Gold, FS-ECU Faculty/Staff Appreciation Day, HOF-Hall of Fame & Letterwinners Weekend, B-Paint It Black, HC-Homecoming, P-Paint It Purple, MIL-Military Appreciation Day, SD-Senior Day

2016 RESULTS

Date	Opponent	Score	Attendance	Notes
Sept. 3	WESTERN CAROLINA	W, 52-7	44,161	ECU 688 total yds; Nelson accounts for 6 of 7 TDs
10	NC STATE	W, 33-30	50,719	ECU GW 14-play, 84-yd drive with 5:49 left
17	at South Carolina	L, 20-15	80,384	ECU 519 yds, but had three TOs inside SC 10-yd line
24	at Virginia Tech	L, 54-17	63,712	VT six sacks, PR return for TD, blocked FGA and punt
Oct. 1	* UCF	L, 47-29	46,042	ECU 5 TOs, UCF scored on offense, defense & ST
8	* at USF	L, 38-22	30,397	USF 306 rush yds, ECU only down 24-22/6:58 left
22	* at Cincinnati	L, 31-19	32,022	UC defense stops ECU twice inside 40 late in 4th qtr
29	* CONNECTICUT	W, 41-3	41,370	ECU 5-5 in RZ, 4 sacks; Summers accounts for 3 TDs
Nov. 5	* at Tulsa	L, 45-24	17,557	TLS 342 rush yds, ECU averages just 1.3 rypc (30-38)
12	* SMU	L, 55-31	42,908	SMU 28 2nd-qtr pts, converts 5 ECU TOs into 4 TDs
19	* NAVY	L, 66-31	39,480	Navy 480 rush yds; Jones sets FBS career rec record
26	* at Temple	L, 37-10	28,373	ECU only 225 yds; Jones sets FBS season rec record

Home games in ALL CAPS; *American Athletic Conference game

2016 RECORD

OVERALL: 3-9 | Home: 3-3 | Road: 0-6 | Neutral Site: 0-0
 AMERICAN: 1-7 | Home: 1-3 | Road: 0-4 | Neutral Site: 0-0



UNDAUNTED™

Introduction

General Information & Quick Facts.....	2
Media Information.....	3-5
Staff Directory.....	6
Primary Media Outlets.....	7
Greenville Lodging and Dining.....	7
Pirate IMG Sports Network.....	8
Getting To Greenville.....	9
East Carolina University.....	10
Chancellor.....	11
Director of Athletics.....	12

Stadium & Football Support

Dowdy-Ficklen Stadium.....	14-17
Traditions.....	15
Strength & Conditioning, Athletic Training.....	18

The 2017 Season

Rosters.....	20-24
Pronunciation Guide.....	24
Preseason Depth Chart.....	25
Personnel Analysis.....	26

Coaching Staff

Head Coach Scottie Montgomery.....	28-30
Assistant Coaches.....	31-39
Support Staff.....	40-44

2017 Players

Player Profiles.....	46-84
Newcomers.....	85-94

2017 Opponents

Opponent Information.....	96-101
Opponent Media Relations Contacts.....	102

American Athletic Conference

American Athletic Conference.....	104
2017 AAC Bowl Partners.....	105
2016 Final AAC Standings & Honors.....	106
2016 Final AAC Team Statistics.....	107-108
2016 Final AAC Individual Statistics.....	109-110

2016 Season In Review

Game-by-Game Recaps.....	112-117
Statistics.....	118-129
Game-by-Game Starters.....	130

Honors & Awards

All-America Selections.....	132
National & Regional Honors.....	133
All-Conference Selections.....	134-135
All-Star Games.....	136
Pirate Awards.....	137-141
All-Time Lettermen.....	142-156

Records & History

Rushing Records.....	158-159
Passing Records.....	160-161
Receiving Records.....	162-163
Scoring Records.....	164
Total Offense Records.....	165
Kick Return Records.....	166
Punting Records.....	167
Defensive Records.....	168
Annual Leaders.....	169-173
Year-by-Year Statistics.....	174-177
Team Records.....	178-180
Miscellaneous Records.....	181-182
Single-Game Opponent Records.....	183
Dowdy-Ficklen Stadium Records.....	184
Yearly Results.....	185-186
Pirates in the Final Polls.....	186
Retired Jersey Numbers.....	186
Coaching History.....	187
Year-By-Year Results.....	188-197
ECU vs. Conferences.....	198
All-Time Series Results.....	199-202

Bowl History

All-Time Records.....	204
Bowl Recaps.....	205-215
ECU Bowl Records.....	216

Pirates in the Pros

Pirates in the Pros.....	218-219
Pirates in the Super Bowl.....	219
Pirates in the Draft.....	220

The 2017 East Carolina Football Fact Book is published by the East Carolina University Department of Intercollegiate Athletics. Content and design coordination by the ECU Athletics Communications Office.

Editors:
Tom McClellan and
Malcolm Gray

Cover Photography:
Rob Goldberg

Cover Design:
Provations Group,
Nicholasville, Ky.

Photography:
Rob Goldberg, Rob Taylor,
various NFL organizations

Design/Layout:
Laura Doolittle
(Provations Group,
Nicholasville, Ky.)

Printing:
Morgan Printers, Inc.
(Greenville, N.C.)

General Information

General Quick Facts

Location:	Greenville, N.C. 27858
Founded:	1907
Enrollment:	28,000
Conference:	American Athletic
Nickname:	Pirates
Colors:	Purple (PMS #268) and Gold (PMS #109)
Home Stadium:	Dowdy-Ficklen (50,000/1965)
Surface:	Natural Grass (Tifway 419 Bermuda)
Chancellor:	Dr. Cecil P. Staton (Furman '80)
Athletics Director:	Jeff Compher (James Madison '80)

Program History

First Year of Football:	1932
All-Time Bowl Record:	9-11
Years in Post-Season Play:	20
	(1952, 1953, 1963, 1964, 1965, 1978, 1991, 1994, 1995, 1999, 2000, 2001, 2006, 2007, 2008, 2009, 2010, 2012, 2013, 2014)
Last Bowl Appearance:	2014 (2015 Birmingham Bowl, Birmingham, Ala.)
Result:	lost to Florida 28-20
All-Time Record:	432-403-12 (.517/847 games)

Football Quick Facts

2016 Record:	3-9
2016 American Athletic Conference Record/Finish:	1-7/14th (East Division)
2016 Postseason:	none

2017 ECU Offense ... At-A-Glance

Scheme:	Multiple
Starters Returning/Lost:	6/5
Lettermen Returning/Lost:	21/15
2016 Rushing Offense:	132.4 (110/10)
2016 Passing Offense:	334.7 (6/1)
2016 Total Offense:	467.1 (23/3)
2016 Scoring Offense:	27.0 (75/9)
Players To Watch:	WR Davon Grayson, WR Quay Johnson, C Garrett McGhin, OT Brandon Smith, WR Jimmy Williams

2017 ECU Defense ... At-A-Glance

Scheme:	Multiple 4-2-5
Starters Returning/Lost:	6/5
Lettermen Returning/Lost:	24/11
2016 Rushing Defense:	228.5 (111/12)
2016 Passing Defense:	224.3 (62/5)
2016 Total Defense:	452.8 (100/9)
2016 Scoring Defense:	36.1 (110/11)
Players To Watch:	DE Kendall Futrell, FS Tim Irvin, CB Corey Seargent, SS Bobby Fulp, ILB Jordan Williams

2017 ECU Special Teams ... At-A-Glance

Starters Returning/Lost:	5/2
Lettermen Returning/Lost:	5/2
2016 Field Goals/Game Average:	1.50 (19/5)
2016 Net Punting Average:	37.1 (74/9)
2016 Kickoff Return Average:	18.5 (113/11)
2016 Punt Return Average:	1.8 (125/12)
Players To Watch:	RS Quay Johnson, KOS Caleb Pratt

O National/American Athletic Conference rank

Football Staff

Head Coach:	Scottie Montgomery (Duke '00)
Record at East Carolina:	3-9/second season
Overall Coaching Record:	3-9/second season
Associate Head Coach/Defensive Line:	Robert Prunty (Alabama A&M '88)
Defensive Coordinator/Rover Linebackers:	Kenwick Thompson (Harding '92)
Offensive Coordinator/Quarterbacks:	Tony Petersen (Marshall '90)
Special Teams Coordinator/Tight Ends:	Shannon Moore (Black Hills State '00)
Defensive Backs:	Brandon Lynch (Middle Tennessee '06)
Inside Linebackers:	Ryan Anderson (Presbyterian '09)
Offensive Line:	Geep Wade (Tennessee-Chattanooga '02)
Running Backs:	Jason Nichols (East Carolina '98)
Wide Receivers:	Keith Gaither (Elon '97)
Quality Control/Defense:	David Mackie (Georgia '05)
Graduate Assistants/Defense:	Damon Magazu (East Carolina '13) Brandon Williams (East Carolina '15)
Graduate Assistants/Offense:	Phillip Mitchell (East Carolina '14) Donovan Varner (Duke '11) Terrell Smith (Duke '04)
Assistant AD/Football Operations:	Alex Folken (East Carolina '12)
Assistant Director of Football Operations:	Brian Overton (Elizabeth City State '04)
Director of Player Development:	Ethan Johnson (Liberty '05)
Assistant Director of Player Personnel:	Dorian Jackson (Old Dominion '12)
Staff Assistant/Recruiting:	Kevin Slattery (York '16)
Assistant AD/Strength & Conditioning:	Jeff Connors (Salem '80)
Head FB Athletic Trainer:	Jake Moore (Iowa State '04)

Athletics Communications Staff/Phone Directory

Primary Office Phone:	(252) 737-4522
Assistant AD/Athletics Communications (FB):	Tom McClellan
McClellan Office Phone:	(252) 737-1274
McClellan Cell Phone:	(252) 414-0990
McClellan E-Mail:	mccllellan@ecu.edu
Director (Secondary FB Contact):	Malcolm Gray
Gray Office Phone:	(252) 737-4523
Gray Cell Phone:	(252) 414-2021
Gray E-Mail:	graym@ecu.edu
Associate Director:	Jody Jones
Jones E-Mail:	jonesjod@ecu.edu
Assistant Director:	Chip Welch
Welch E-Mail:	welchc15@ecu.edu
Assistant Director:	Olivia Coiro
Coiro E-Mail:	coiroo16@ecu.edu
Administrative Assistant:	Suzanne Metcalf
Metcalf E-Mail:	metcalfs14@ecu.edu
Football Office Phone:	(252) 737-4570
Football Office Fax:	(252) 737-4646
Football Office E-Mail:	hoggarda@ecu.edu
Athletic Department Phone:	(252) 737-4600
Ticket Office Phone:	(800) DIAL-ECU, (252) 737-4500
Athletic Department Website:	www.ECUPirates.com

Dates To Remember

Wednesday, August 2:	105-man roster reports (physicals/testing)
Saturday, August 5:	Media Day
Saturday, August 12:	Scrimmage at Dowdy-Ficklen Stadium/Meet The Pirates
Saturday, August 19:	Scrimmage at Dowdy-Ficklen Stadium
Monday, August 21:	First day of classes (begin in-season practice schedule)
Saturday, September 2:	Season opener vs. James Madison
Saturday, September 30:	AAC opener vs. USF

Media Guidelines

To The Media

We hope you will find this publication useful while covering the East Carolina Pirates in 2017. Every effort has been made to include timely and pertinent information.

If you cannot find the information you need in this book, please do not hesitate to call me at (252) 737-1274 or the athletics communications office at (252) 737-4522.

Additional requests by accredited media representatives such as feature materials, photographs, background clips, video and audio should be directed to our office.

We urge all media personnel to take a moment and read the guidelines which will aid you in covering ECU football.

Tom McClellan

Assistant AD/Athletics Communications

Credential Requests

Credentials for East Carolina home football games are for working media only and are issued on a priority basis. Requests for single-game credentials should be made no later than three days in advance of a

game via email (with a company signature) or standard mail (on company stationery) and directed to ECU Assistant AD for Communications Tom McClellan (mcclellant@ecu.edu; 321 Ward Building, Greenville, NC 27858; 252-737-4528). For additional questions for more information, contact the Athletics Communications Office at (252) 737-1274.

Children, spouses, dates or other non-workers are not permitted in the press box. No one under the age of 17, regardless of affiliation or in possession of an apparent non-communications issued credential, will be permitted in working media area(s) on the playing field or sidelines during the game.

Requests are honored from sports editors of daily and weekly newspapers, editors of sports periodicals, and sports directors of radio and television stations who cover East Carolina or its opponent on a consistent basis. All non-originating radio personnel will not be granted sideline access during the game, but are eligible for a maximum of two credentials which will allow the staffing all post-game interview sessions, providing the outlet broadcasts regularly scheduled daily sports reports and talk shows, and has a devoted sports director position.

All passes and credentials are non-transferable and are subject to immediate revocation if transferred to any other person, including non-working members of a media organization.

Online entities will not be granted requests for credentials, access and/or interviews with the exception of web sites that are officially affiliated with East Carolina, its opponent, conferences, the NCAA or an accredited, established and recognized traditional national or regional media organization. Web sites which promote or house anonymous "message boards" as its sole source of content will be expressly prohibited from obtaining working credentials. Credentials may also be issued to other online entities, on a space available basis, that:

- are a legal and corporate entity;
- provides consistent regular coverage of ECU intercollegiate athletics or the visiting team with its own staff of reporters, photographers and equipment. Reporter(s) must write a substantial majority of all material posted on the site. An online entity that is an outlet primarily devoted to the recruitment of students athletes will not qualify for credentials, and/or;
- covers all football away games and all major post-season events.

The ECU Athletics Communications Office reserves the right to deny or revoke credentials for non-compliance with all guidelines included in this section, including interview and access protocol listed below; violations of University, Department of Intercollegiate Athletics, NCAA, or AAC policies; and for conduct for which there are reasonable grounds to believe violate state or federal law, or constitute a breach of professional ethics.

In addition, the ECU Athletics Communications Office requests credentialed members of the media covering games to dress in an appropriate and professional manner that reflects respect for their colleagues, the institutions and student-athletes they are covering. The pressbox, interview room and sidelines are working areas, and ECU expects media to adhere to a comfortable, but business casual dress code.

ECU Athletics Communications Office



Tom McClellan
Assistant AD for Communications



Malcolm Gray
Director of Athletics Communications



Jody Jones
Associate Director of Athletics Communications



Chip Welch
Assistant Director of Athletics Communications



Olivia Coiro
Assistant Director of Athletics Communications



Suzanne Metcalf
Athletics Communications Administrative Assistant

Key Phone Numbers (Area Code 252)

Athletics Communications	737-4522
Football Office	737-4570
Athletic Director's Office	737-4502
Ticket Office	737-4500
Stadium Press Box	328-4697

Standard/Overnight

Mailing Address

Athletics Communications Office
319 Ward Sports Medicine Building
East Carolina University
Greenville, NC 27858

Follow the Pirates Online



Website
ECUPirates.com



Facebook
ECUAthletics



Twitter
@ECUAthletics



Instagram
ecuathletics



YouTube
ECUAthletics

Real-Time Internet Policy

The East Carolina University Department of Athletics retains the rights to the distribution of play-by-play, drive-by-drive, statistical material and photographs of East Carolina football during and following game action, just as it retains the rights to the video and audio description of game action. All rights to the dissemination of audio, video and real-time material is granted on a contractual basis only. Failure to abide by these restrictions may result in revocation of press credentials.

Photographers

Sideline credentials will be issued only to accredited photographers and television reporters/camera operators on assignment. **East Carolina University follows guidelines established by the NCAA Communications Committee, the Football Writer's Association of America and AAC regarding sideline control which dictates the sideline as a working media area.**

- Each photographer is required to wear a photo vest at all times. Any other working media who are present on the sideline must also display visual identification. Photo vests must be secured via the display of a valid credential inside the pressbox. Both the credential and photo vest must be worn on the field.
- No photographers are permitted in the bench area, on the playing field, or in the 12-foot area between the limit line and sideline after kickoff.
- Cutline writers, messengers and equipment carriers are not permitted in the sideline photo vest area. Photo assistants or others holding a "sideline" pass must remain out of the photo area immediately adjacent to the playing field. This will ensure that photographers/videographers have the appropriate working area.
- The areas behind the team benches are considered "bench areas" and are to be used only for the passage between the north and south sidelines. This area may not be used as a photo zone.
- Tripods are not permitted in the sideline photo vest area. Monopods are permissible.
- Freelance and amateur photographers, not on assignment, are not eligible for sideline credentials, except by prior approval from the ECU Athletics Communications Office.

Parking

Media parking passes may also be requested through the athletics communications office. A limited number of parking spaces will be available in the Media Lot, located at First Presbyterian Church (1400 South Elm Street off 14th Street). Complimentary game-day shuttle service from the lot to the media entrance is available beginning two hours prior to kickoff.

Will Call

Media and general will-call windows are located at the Minges Coliseum Ticket Box Office, which is on the east side of Minges Coliseum, facing Dowdy-Ficklen Stadium.

Media Services

- The working media ("writers") area is located on Level B of the press box, on the south side of Dowdy-Ficklen Stadium. Access to the press box may be obtained via the south elevator.
- The working photo area is located inside Scales Fieldhouse, adjacent to Gate 3 on the southwest side of Dowdy-Ficklen Stadium.
- The ECU Athletics Communications Office will provide working media and photographers with game notes, season stats, depth charts, flip cards, programs and media guides (if applicable) for both ECU and the visiting team prior to the game. Additional information, such as lineup, roster, or jersey number changes, will be distributed as the information becomes available.
- An official statistics package complete with individual and team stats, play-by-play, scoring summaries, quotes, notes, end-of-quarter stats and defensive stats will be distributed following the game. "Quickie" stats will be available at the end of each quarter.

High-Speed Connections

The Dowdy-Ficklen Stadium Press Box and Scales Fieldhouse Photo Workroom are both equipped with high-speed cables **and** wireless internet access for general use by writers and photographers.

- Log-on and password information will be distributed by the ECU Athletics Communications Office prior to the game.

Post-Game Interviews

ECU Head Coach Scottie Montgomery and requested players will be available for post-game interviews in Harvey Hall (second floor of the Murphy Center, which is located above the west endzone). Interviews with players and/or coaches may not be conducted until the NCAA-mandated 10-minute cooling off period has expired.

- With 5:00 remaining on the game clock, media are encouraged to take the south elevator to ground level in preparation for the post-game press conference.
- Access to Harvey Hall can be gained via the Maynard Entrance, located directly below the skywalk that connects the Murphy Center and Minges Coliseum. All media are encouraged to exit the stadium via Gate 4 in the southwest corner as that will serve as the quickest route to the interview area.
- The ECU locker room is closed to media.
- Pre-game interviews with players and/or coaches on the day of the game will not be permitted under any circumstances.

Practices

- All practices are conducted at the Cliff Moore Complex (located adjacent to the Ward Sports Medicine Building) with the exception of scrimmages at Dowdy-Ficklen Stadium.
- All practices at both locations are generally closed to the media and public. Television crews and photographers may shoot the first 30 minutes of practice on Tuesday and Wednesday only.

- The media may conduct in-person interviews with players and coaches immediately following practices on Tuesday and Wednesday (see Coach Montgomery and player access opportunities below) by making arrangements in advance with the ECU Athletics Communications Office.

Weekly Press Conference

Coach Montgomery will conduct a weekly press conference each Monday beginning at 10:30 a.m. during the season in the team meeting room complex on the first floor of the Ward Sports Medicine Building.

- Players will be in full observance of a devoted “academic day” on campus, thus cannot be made available.
- A complete text transcript of the press conference will be posted on www.ECUPirates.com by 3:00 p.m. In addition, a video and audio stream of the press conference will be posted by 3:00 p.m. and available to media members via CollegePressBox.com (see below).

In-Season Access To Coach Montgomery

- Coach Montgomery is also available for brief in-person, post-practice interviews Tuesday and Wednesdays (approximately 6:00 p.m.) at the Cliff Moore Practice Complex.
- “Out-of-town” telephone interviews can also be arranged during the hours of 9:30 a.m. to 11:00 a.m. and 1:30 p.m. to 2:30 p.m. on Tuesday, Wednesday and Thursday. Please contact Tom McClellan in the ECU Athletics Communications Office to request and set up a phone interview with Coach Montgomery.
- Coach Montgomery participates in the AAC conference call on Monday at 11:30 a.m. (ET). Media representatives wishing to participate in the teleconference should contact the media relations office at ECU or AAC to obtain the access phone number. The teleconference schedule for the 2017 season is as follows (all times ET):

Ken Niumatalolo, Navy	11:00 a.m.
Chad Morris, SMU	11:10 a.m.
Randy Edsall, UConn	11:20 a.m.
Scottie Montgomery, East Carolina	11:30 a.m.
Philip Montgomery, Tulsa	11:40 a.m.
Major Applewhite, Houston	11:50 a.m.
Luke Fickell, Cincinnati	12 noon
Charlie Strong, USF	12:10 p.m.
Geoff Collins, Temple	12:20 p.m.
Matt Norvell, Memphis	12:30 p.m.
Scott Frost, UCF	12:40 p.m.
Willie Fritz, Tulane	12:50 p.m.

For those who are not able to participate during the live teleconference, an archive of each call will be available on the American Athletic Conference website at www.TheAmerican.org, shortly after the call's completion.

In-Season Access To ECU Players

- All interview requests for Pirate players must be coordinated through the ECU Athletics Communications Office. Failure to comply with this policy will result in a revocation of working credentials for the entire season.
- Players will be available for in-person interviews at the Cliff Moore Practice Complex following workouts **Tuesday (offensive players only)** and **Wednesday (defensive players only)** evenings.
- Brief phone interviews will also be conducted at that time and can be arranged by contacting Tom McClellan in the ECU Athletics Communications Office before 1:00 p.m. the day of the request. Players will conduct all phone interviews from the athletics communications office or football practice facility via cell phone.
- ECU Athletics Communications will not supply the media home or cellular telephone numbers for Pirate players. Likewise, training room, locker room and apartment/dormitory areas are considered private player areas and are off-limits to the media.
- Gaining access (for the purpose of one-on-one interviews) via player personal social media accounts is considered a breach of policy, thus prohibited.
- No freshmen or first-year players will be available to the media unless cleared by Coach Montgomery.
- Players are prohibited from participating on live radio broadcasts or webcasts.

On-Line Services

- East Carolina's weekly game notes package can also be downloaded at www.ECUPirates.com beginning at 3:00 p.m. Monday. In addition, media guides, statistics (cumulative/game books), depth charts, rosters, press conference and post-game text transcripts, audio/video files, links to live statistics and social media channels can be accessed through ECU's official website.
- American Athletic Conference releases and statistics are available at www.theamerican.org.
- CollegePressBox.com is the official media website for AAC football. Access and download weekly game notes, quotes, statistics, media guides, headshots, action photos, logos and more for the conference and each of its member schools throughout the season. Login information will be distributed to accredited media or you can apply for a password by sending an e-mail to password@collegepressbox.com.

collegepressbox.com
SINCE 2005 EVERYTHING BUT THE PRE-GAME MEAL

Injury Reports

Per university policy, athletic training room personnel are not allowed to publicly comment on player injuries. All requests for player injury reports should be directed to the athletics communications office, which will publish a written injury report twice a week — on Monday in conjunction with the weekly press conference and on Saturday prior to the game.

Staff Directory (AC 252/737 prefix unless otherwise noted)

Administrative Staff

JEFF COMPTON, *Director of Athletics* 4502

Jackie Daniels, *Mailroom/Copy Clerk*
 Jeanne LeBlanc-Lecce, *Administrative Support Associate*
 Vickie Revels, *Executive Assistant/Director of Athletics*

External Staff

SHELLEY BINEGAR, *Associate AD/External Operations/SWA* 4945

GREG HERRING, *Assistant AD/Marketing & Fan Engagement* 4530

Justin Behr, *Assistant Director of Marketing*
 Susie Glynn, *Cheerleading Head Coach*
 Kristin Jeffries, *Dance Team Head Coach*
 Whitney Marks, *Associate Director of Marketing*
 Brian Meador, *Director of Video Production*
 Bill Staub, *Director of Athletic Bands*
 Eric Ward, *Director of Athletics Marketing & Fan Engagement*
 Taylor Wooten, *Assistant Cheerleading Coach*

TOM MCCLELLAN, *Assistant AD/Communications* 4522

Oliva Coiro, *Assistant Director of Athletics Communications*
 Malcolm Gray, *Director of Athletics Communications*
 Jody Jones, *Associate Director of Athletics Communications*
 Suzanne Metcalf, *Administrative Assistant*
 Chip Welch, *Assistant Director of Athletics Communications*

MARK HESSERT, *Interim Executive Director Pirate Club* 4540

Chase Blake, *Assistant Director of Development*
 Jared Brinkley, *Director of Development*
 LaTrenda Britt, *Administrative Support Associate*
 Lajuana Carter, *Data Entry Specialist*
 Sarita Cawiezell, *Administrative Support Assistant*
 Austin Collard, *Assistant Director of Development*
 Carl Evans, *Associate Athletics Director/Development*
 Matt Maloney, *Assistant Athletics Director/Major Gifts*
 Laura Bond, *Special Events Coordinator*
 Drew Moeller, *Assistant Director of the Pirate Club*
 Will Nowadly, *Assistant Director of Communications*
 Molly Pierce, *Business Officer*
 Beth Rose, *Data Entry Specialist*
 Kyle Verber, *Director of Development*

SCOTT LANE, *Assistant AD/Ticket Services* 4500

Jacob Coggins, *Assistant Director of Ticket Services*
 Erin Pierce, *Assistant Director of Ticket Services, Accountant*
 Jason Steinberg, *Director of Ticket Services*
 Shanna Wentzler, *Assistant Director of Ticket Services*
 Brad Drummond, *IMG Learfield (General Manager/Ticket Sales)*
 Peter Argus, *IMG Learfield (Account Executive, Ticket Services)*
 Brendon Kennerly, *IMG Learfield (Account Executive, Ticket Sales)*

GREG PIERCE, *Assistant AD/Video Services* 1546

Addison Harvey, *Coordinator of Football Video Operations*
 Sam Saunders, *Director of Technology*
 Brandon Smith, *Assistant Director of Video Services*

Internal Staff

NICK FLOYD, *Executive Associate Athletics Director* 4503

LEE WORKMAN, *Associate AD/Administration* 4530

Angie Lower, *Human Resources Coordinator*
 Sonni Minton, *Trademark Licensing & Administration Coordinator*

BARRY BRICKMAN, *Director of Athletic Business/Budgets* 4507

Jamie Charles, *Accounting Technician*
 Kimberly Corbitt, *Accountant*
 Gloria Gorham, *Administrative Support Specialist*

Darlene Perry, *Administrative Support Specialist*

Brittany Powell, *Accountant*

Sheri Whitfield, *Accountant Manager*

JAMIE JOHNSON, *Associate AD/Compliance* 4515

Jaryd Dubin, *Compliance Coordinator*

David Lipay, *Director of Compliance*

TYLER WRAY, *Acting Director of Athletic Equipment* 4602

Todd Hendrix, *Assistant Equipment Manager*

J.J. McLAMB, *Associate AD/Internal Operations* 4694

Kellen Altman, *Assistant Director of Operations*

Carissa Hill, *Assistant Director of Operations*

Trey Meek, *Assistant Director of Operations*

Dr. Gary Overton, *Assistant AD/Game Operations-Facilities*

Joey Perry, *Director of Athletic Grounds*

Emily Rudis, *Operations Assistant*

MIKE HANLEY, *Associate AD/Student Services* 4603

Krista Carano, *Assistant Athletic Trainer*

Nate Clark, *Associate Athletic Trainer*

Ben Crawford, *Assistant Athletic Trainer*

Chris D'Errico, *Assistant Athletic Trainer*

Jake Moore, *Head Football Athletic Trainer*

Daniele Petty, *Assistant Athletic Trainer*

Dr. Sharon Rogers, *Associate Professor/Assistant Athletics Trainer*

Gwyn Smith, *Athletic Insurance Coordinator*

Karen Stuart, *Assistant Athletic Trainer*

Zac Womack, *Head Athletic Trainer*

JEFF CONNORS, *Assistant AD/Strength & Conditioning* 1331

Brandon Golden, *Assistant Strength & Conditioning Coach*

Bert Hill, *Assistant Strength & Conditioning Coach*

Justin McClelland, *Assistant Strength & Conditioning Coach*

Dan Millington, *Assistant Strength & Conditioning Coach*

Katelyn Woolfork, *Assistant Strength & Conditioning Coach*

DR. CAL CHRISTIAN, *Faculty Athletics Representative* 4513

NITA BOYCE, *Assistant AD/Student Development* 4550

Erica Banning, *Academic Coordinator*

Jennifer Bonner, *Learning Specialist/Tutor Coordinator*

Carlester Crumpler, *Academic Coordinator*

Leigh Cunius, *Academic Coordinator*

Abby DeHaas, *Academic Coordinator*

Brian O'Hara, *Assistant Director of Student Development*

Sue Parisher, *Academic Coordinator*

Kathy Pittman, *Administrative Support Associate*

Rebecca Wade, *Academic Coordinator*

DANIELLE MORRIN, *Life Skills Coordinator/Community Relations Liaison* 4472

Head Coaches

AMANDA BARNES, *Women's Lacrosse* 5360

ROB DONNENWIRTH, *Women's Soccer* 1427

SUSIE GLYNN, *Cheerleading* 4510

CLIFF GODWIN, *Baseball* 1985

SHAWN HEINCHON, *Men's Tennis* 1421

KRISTIN JEFFRIES, *Dance* 4512

CURT KRAFT, *Track & Field/Cross Country* 1417

MATT JABS, *Swimming & Diving* 4608

JEFF LEBBO, *Men's Basketball* 4592

HEATHER MACY, *Women's Basketball* 4586

SCOTTIE MONTGOMERY, *Football* 4570

TOM MORRIS, *Women's Tennis* 1422

COURTNEY OLIVER, *Softball* 1428

JULIE TORBETT, *Volleyball* 1425

KEVIN WILLIAMS, *Women's Golf* 1423

Primary Media Outlets

Beat Writers

Nate Summers, Greenville Daily Reflector
(nsummers@reflector.com, @NateSumm99) C: 252-320-2134

Sammy Batten, Fayetteville Observer
(battens@fayobserver.com, @FO_SammyBatten) C: 910-527-3758

Rudy Coggins, Goldsboro News Argus
(rcoggins@newsargus.com, @newsargussports) O: 919-739-7842

Paul Durham, Wilson Times
(paul@wilsontimes.com, @PDSports) C: 252-230-8059

Junious Smith III, Kinston Free Press
(junious.smith@Kinston.com, @JuniousSmithIII) O: 252-559-1078

Al Myatt, Bonesville Media
(almatt2004@yahoo.com, @almatt2010) C: 910-890-2094

Michael Prunka, Washington Daily News
(Michael.Prunka@thewashingtondailynews.com, @MichaelPrunka) O: 252-946-2144

Rick Scoppe, Jacksonville Daily News
(rick.scoppe@jdnews.com, @JDNSports) O: 910-353-1171

Jordan Honeycutt, New Bern Sun-Journal
(jordan.honeycutt@newbernsj.com, @JHoneycuttNBSJ) O: 252-635-5670

The East Carolinian, campus
(www.theeastcarolinian.com, @TEC_Newspaper) O: 252-328-6366

Online

Stephen Igoe, Hoist The Colours/247Sports
(igoes10@gmail.com, @Stephen_HTC) C: 252-531-1836

Mark Lindsay, Pirate Illustrated/Rivals
(mark@pirateillustrated.com) C: 252-916-8019

Wire Services

Aaron Beard, Associated Press
(abeard@ap.org, @AaronBeardAP) C: 919-612-7628

Joedy McCreary, Associated Press
(jmccreary@ap.org, @JoedyAP) C: 919-630-5309

Radio

Jeff Charles (play-by-play), Pirate IMG Sports Network
(piratevoiceecu@gmail.com) C: 252-341-9898

Jeff Diamond, WNCN Radio
(jeff@IBXmedia.com, @1079WNCN) C: 252-531-7047

Troy Dreyfus, Pirate Radio 1250
(troy@pirateradio1250.com, @pirateradio1250) C: 252-531-9898

Josh Graham, Inner Banks Media/WRHD-FM
(josh@IBXmedia.com, @JoshDGraham) C: 252-364-5895

Mark Panichelli, ESPN Radio
(mark@252radio.com, @markpanichelli) C: 252-514-5921

Television

Brian Bailey, WNCN-TV/CBS
(bailey@wncn.com, @bbaileywncn) C: 252-327-9000

Brian North, WCTI-TV/ABC
(bnorth@wcti2.com, @BrianNorth4) C: 252-259-9629

Mike Toper, Time Warner Cable News
(Michael.Toper@twcnews.com, @MToperTWCNews) C: 315-382-5143

Billy Weaver, WITN-TV/NBC
(billyweaver@witntv.com, @billyweaver14) C: 252-531-5666

Conference

Chuck Sullivan, American Athletic Conference
(csullivan@theamerican.org, @American_FB) O: 401-453-0660

Lodging, Dining & Transportation

Greenville Hotels/Motels

Best Western Suites	(252) 752-2378
Comfort Inn	(252) 355-0070
Courtyard by Marriott	(252) 329-2900
Days Inn	(252) 752-0214
East Carolina Inn	(252) 752-2122
Hampton Inn	(252) 355-7474
Quality Inn	(252) 758-5544
Hilton Greenville	(252) 355-5000
Holiday Inn Greenville	(252) 754-8300
Holiday Inn Express	(252) 754-8300
Residence Inn by Marriott	(252) 364-8999
Wingate Inn	(252) 355-4283

Recommended Greenville Restaurants

A Tavola Market Café	(252) 321-5533
A.J. McMurphy's	(252) 355-7956
Basil's Restaurant & Pizzeria	(252) 353-5800
Bonefish Grill	(252) 754-0761
Buffalo Wild Wings	(252) 758-9191
Carolina Ale House	(252) 317-0005
Cheddar's	(252) 321-1002
Chicos	(252) 757-1666
Chili's	(252) 355-7449
Chipolte Mexican Grill	(252) 558-1138
Corleone's	(252) 412-4722
CPW's	(252) 757-7756
Cubbies	(252) 752-6497
East Coast Wings & Grill	(252) 752-9464

Fajitas	(252) 353-8700
Five Guys	(252) 364-1071
GK Café	(252) 752-7662
Golden Corral	(252) 756-4412
Hibachi Grill & Buffet	(252) 321-8882
Kickback Jack's	(252) 329-0400
Logan's Roadhouse	(252) 439-4313
Longhorn Steakhouse	(252) 830-6100
Mayflower Seafood	(252) 321-6188
McAlister's Deli	(252) 353-8000
Mellow Mushroom	(252) 565-8220
Mi Cabana	(252) 931-9566
Moe's Southwest Grill	(252) 752-6637
Nino's Cucina Italiana	(252) 689-6446
Noodles and Company	(252) 756-6735
Olive Garden	(252) 321-7498
Outback Steakhouse	(252) 321-8444
Panera Bread	(252) 317-8787
Parker's BBQ	(252) 758-9215
Red Robin Gourmet Burgers	(252) 558-4308
Rucker Johns	(252) 215-0011
Sam Jones BBQ	(252) 561-6937
Starlight Café	(252) 707-9033
Texas Roadhouse	(252) 353-7427
Tie Breakers	(252) 439-0555
Wasabi 88	(252) 493-0510
Winslow's Deli	(252) 364-8921
Zoes Kitchen	(252) 353-0485

ECU also encourages you to take advantage of the following pizza delivery and fast food restaurants: Domino's, Little Caesar's Pizza, Marabella Old World Pizza, Papa John's Pizza, Pizza Hut, Chick Fil-A, Taco Bell, Subway, Bojangles, Zaxby's, Kentucky Fried Chicken, Burger King, Hardees, McDonald's and Wendy's.

Automobile Rentals

Avis	(252) 758-4797
Bill Askew Motors, Inc.	(252) 756-9102
Budget	(252) 321-1175
Enterprise	(252) 758-3400
Hertz	(252) 752-7518
Toyota Rent a Car	(252) 321-3000

Taxi Services

Ace Cab Company	(252) 758-0888
Aladdin	(252) 439-2226
City Cab Company	(252) 758-2161
Courtesy Transportation	(252) 757-1558

Commercial Air Service

American Airlines/US Airways*	(800) 433-7300
Delta Airlines	(800) 221-1212
Jet Blue	(800) 538-2583
Southwest Airlines	(800) 435-9792
United Airlines	(800) 864-8331

*offers daily commuter service to/from Greenville (PGV); remaining airlines service Raleigh-Durham (RDU)

Pirate IMG Sports Network

100,000-Watt Flagship Steers Pirate IMG Radio Network

The East Carolina University Athletics Department and IMG College, the multimedia rights-holder for Pirate sports, are in the 10th year of a partnership with 107.9 WNCT-FM which enables the 100,000-watt station to serve as the football flagship for the Pirate IMG Radio Network each fall.

WNCT-FM's powerful signal provides expanded coverage for ECU sports, extending to Raleigh (to the west), southern Virginia (to the north) and up and down the North Carolina coastline.

All ECU football games, along with the weekly Scottie Montgomery Call-In Show, will be included in the programming on WNCT-FM.

The East Carolina Department of Athletics and IMG College, the national leader in the collegiate sports marketing industry, entered into an agreement during the spring of 2006 that provides the company with the exclusive multimedia rights to Pirate Athletics.

The partnership, which now runs through 2023 and continues to guarantee the university an annual rights fee plus additional considerations based upon revenue generated by IMG College, encompasses all sales and marketing opportunities associated with ECU sports, including radio and television programming, game programs and other athletics publications, signage in all campus athletic venues, and at-event corporate promotions and hospitality functions.

"East Carolina places a high value on its partnership with IMG College and I'm extremely pleased with the value IMG is bringing to the university and our partners," ECU Director of Athletics Jeff Compher said. "As the national leader in the collegiate marketplace, IMG has proven to be both professional and innovative in working with our local and regional sponsors. They have also assisted us in establishing a licensing program that has grown significantly in the last several years."

East Carolina is one of an impressive group of NCAA member institutions, conferences, bowl games and venues that are aligned with IMG College, the leading multimedia, marketing and licensing/brand management company in America.

Pirate Football On The Radio

Pirate Football may be heard throughout North Carolina as well as portions of South Carolina and Virginia via the Pirate IMG Radio Network.

Jeff Charles is in his 30th year handling the play-by-play duties on the network after previously serving in the same capacity at Virginia Tech, Illinois, and Furman prior to becoming the "Voice of the Pirates." The two-time North Carolina Sportscaster-of-the-Year also served as sports director at WSB in Atlanta where he was the night-time host of a sports talk show heard throughout 38 states and Canada on the 50,000-watt clear channel station.

Former Pirate defensive standout Kevin Monroe, while in his 15th overall season on the network broadcast team, joins Charles in the booth for the 11th-straight year as lead analyst after serving a previous role



The 2017 Pirate IMG Radio Network broadcast team: Marty Feurer, Kevin Monroe, Jeff Charles and David Horne

as sideline reporter. The four-year letterman and All-Conference USA performer was a key member of Pirates' secondary beginning in 1996, topping the program in interceptions as a junior and senior, and currently shares a school record for the longest interception return with a 100-yarder against Louisville Nov. 14, 1998.

Rounding out the broadcast team are sideline reporter Marty Feurer and network engineer/producer David Horn. Feurer, who will begin his 25th year on the network this fall, serves as director of development for Battleship North Carolina. The 2017 campaign will mark Horn's 12th year with the Pirate IMG Radio Network. Horn will also serve as booth host in addition to his engineering and production responsibilities.

2017 Pirate IMG Radio Network Affiliates

(as of June 15)

Charlotte, N.C.	WBCN (1660 AM)	Myrtle Beach, S.C.	WHSC (1050 AM)
Elizabeth City, N.C.	WGAI (560 AM)	Norfolk, Va.	WJOI (1230 AM)
Fayetteville, N.C.	WFAY (1230 AM)	Raleigh, N.C.	WFNL (570 AM)
Greenville, N.C.	*WNCT (107.9 FM)	Sanford, N.C.	WFJA (105.5 FM)
Greenville, N.C.	WRHD (94.3 FM)	Williamston, N.C.	WIAM (900 AM)
Hamlet, N.C.	WKDX (1250 AM)	Wilmington, N.C.	WAAV (980 AM)
Manteo, N.C.	WOBX (98.1 FM)		*flagship

The Scottie Montgomery Television Show

East Carolina Head Coach Scottie Montgomery and Jeff Charles tape a 30-minute weekly television show that takes viewers inside Pirate Football.

The Scottie Montgomery Show airs each Sunday on local CBS affiliate WNCT, the television flagship station of the Pirates, and CW affiliate ENCT at 11:30 a.m. The show also airs Thursdays at 8:00 p.m. on ECN-Suddenlink 25 and is available on a weekly basis across the North Carolina and South Carolina region on Time Warner Sports Channel 523 and across the mid-Atlantic states via MASN.

IMG

sports • entertainment • media

Pirate IMG Sports Marketing Staff Directory



Meghan Heinchon
General Manager
(252) 751-0707



Andrew Menzer
Account Executive

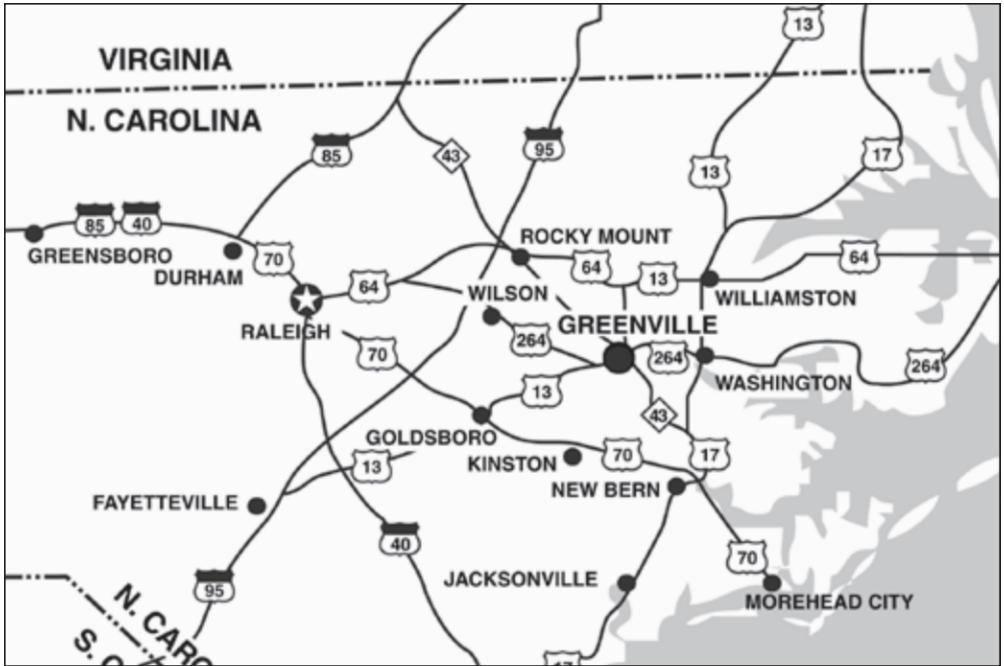


Matt Plaxe
Partner Services
Coordinator



Matt Riley
Senior Account Executive

Getting to Greenville



From the Tidewater (Va.) Area

Take U.S. Highway 13 from Suffolk to Ahoskie, N.C. Take bypass around Ahoskie (N.C. Highway 11) and take N.C. Highway 11 to Greenville where it turns into Memorial Drive. Take Fifth Street to Cotanche Street and take a right. Take Cotanche, which turns into Charles Boulevard to Ficklen Drive and take a left. Dowdy-Ficklen Stadium is up the hill on the right.

From I-95 North

Take I-95 South to U.S. Highway 264 exit (Wilson, N.C.). Take a left at the end of the exit ramp and continue on U.S. Highway 264 past Wilson and head into Greenville. Take U.S. Highway 264 to Allen Road (second traffic light) and turn right. Allen Road turns into Greenville Boulevard. Take Greenville Boulevard to Charles Boulevard and take a left (ECU message board on corner). Take Charles Boulevard down hill (passing Clark-LeClair Stadium on the right) and turn right on Ficklen Drive. Dowdy-Ficklen Stadium is up the hill on the right.

From I-95 South

Take I-95 North to US 264 exit (Wilson, N.C.). Take a right and continue on U.S. Highway 264 past Wilson and head into Greenville. Take U.S. Highway 264 to Allen Road (second traffic light) and turn right. Allen Road turns into Greenville Boulevard. Take Greenville Boulevard to Charles Boulevard and take a left (ECU message board on corner). Take Charles Boulevard down hill (passing Clark-LeClair Stadium on the right) and turn right on Ficklen Drive. Dowdy-Ficklen Stadium is up the hill on the right.

From the Triangle Area

Take U.S. Highway 64 from Raleigh and head east. Exit right onto U.S. Highway 264 past Zebulon and head east past Wilson and toward

Greenville. Take U.S. Highway 264 to Allen Road (second traffic light) and turn right. Allen Road turns into Greenville Boulevard. Take Greenville Boulevard to Charles Boulevard and take a left (ECU message board on corner). Take Charles Boulevard down hill (passing Clark-LeClair Stadium on the right) and turn right on Ficklen Drive. Dowdy-Ficklen Stadium is up the hill on the right.

From Wilmington

Take I-40 northwest to Wallace. Take right onto N.C. Highway 51 and head north through Chiquapin and Beulaville (about 20-25 miles). Get on N.C. Highway 241 in Beulaville and head about 10 miles north to Pink Hill, where you will pick up N.C. Highway 11. Take N.C. Highway 11 through downtown Kinston and into Greenville, where it turns into Memorial Drive. Take Memorial Drive to Greenville Boulevard and take a right. Take Greenville Boulevard to Charles Boulevard and take a left (ECU message board on corner). Take Charles Boulevard down hill (passing Clark-LeClair Stadium on the right) and turn right on Ficklen Drive. Dowdy-Ficklen Stadium is up the hill on the right.

Directions to Media Parking

Media parking is available at the First Presbyterian Church, which is located at the intersection of Elm and 14th Street (1400 S. Elm Street). If traveling east on 10th Street, turn right on Elm Street heading south to the intersection of Elm and 14th and the parking lot will be on your left. If traveling east on Greenville Boulevard, turn left on Elm Street heading north towards the first stop light, which is the intersection of Elm and 14th and the parking lot is on your right. Attendants will direct you into the media lot (admittance is only by pass, which is obtained through the ECU athletics communications office).

East Carolina University

Who We Are

East Carolina University is a 110-year-old public university nationally recognized for preparing educators and primary care physicians and for its cultural and performing arts programs.

It enrolls more than 28,000 undergraduate, graduate and doctoral students and is North Carolina's largest preparer of initially licensed teachers and baccalaureate nurses, and the state's most influential preparer of primary care physicians who practice in rural and underserved communities. ECU is home to a rapidly growing Honors College and the largest College of Business in North Carolina. Additionally, the university is one of only a few nationwide with schools of Dental Medicine, Engineering and Medicine at the same institution.

Our motto is *Servire*, or To Serve.

Quick Facts

- **Military ties:** ECU is located near four major military bases, including Camp Lejeune and Fort Bragg. In 2010 the university received the Freedom Award from the United States Department of Defense for its support of military families and service men and women, and in 2017, ECU was the first university to receive the United States Department of Defense Extraordinary Support Award for sustained support of National Guard and Reserve service members.
- **Economic Muscle:** East Carolina's economic impact is estimated at \$2.8 billion statewide, with more than \$1.8 billion in eastern North Carolina.
- **Primary Care:** The Brody School of Medicine has consistently been ranked by the American Academy of Family Physicians among the top five (often No. 1) in the nation for the percentage of graduates who choose residencies in family medicine each year. The school is a national model for producing family physicians who practice in rural and underserved communities. Nearly 60 percent of Brody graduates remain in primary care five years after graduation – the highest percentage of any medical school in North Carolina.
- **Dental Medicine:** ECU dental students spend their fourth year training and serving patients at community service learning centers located in eight underserved areas across the state. The method prepares them to practice and also encourages engagement with rural communities. Our second class of graduates headed into practice or residency in 2016.
- **Leading in Preparing Teachers:** ECU's Partnership East program, funded by a private sector grant, helps fill an urgent need for teachers in North Carolina's rural classrooms by providing scholarships allowing residents of rural communities to complete their senior year teaching internships without leaving home. Seventy-five percent of Partnership East graduates are teaching in North Carolina and 94 percent of those are teaching in eastern North Carolina.
- **National Recognition for Engagement and Public Service:** East Carolina received the prestigious C. Peter Magrath Award for University/Community Engagement in 2012 from the Association of Public and Land Grant

Universities for its partnership with and service to the citizens of West Greenville through the Lucille W. Gorham Intergenerational Center.

- **Improving Lives:** Dr. Sam Sears, a psychologist and researcher who is the world's authority on cardiac psychology, performs groundbreaking work to help cardiac patients improve their quality of life. His work toward the welfare of the human race won him the highest faculty honor in the UNC system, the O. Max Gardner Award, in 2013.
- East Carolina was named one of four national finalists for the 2016 Magrath Award, this time for the Brody School of Medicine's MATCH Wellness program – an interdisciplinary, community-university partnership created to combat childhood obesity.
- Dr. Carmen Russoniello, director of ECU's Center for Applied Psychophysiology, was awarded the 2015 James E. Holshouser Jr. Award for Excellence in Public Service for his work using biofeedback in the treatment of wounded warriors with PTSD.

Other Notables

- East Carolina nurtures a culture of high academic achievement on campus; the Honors College received nearly four (4) times the number of applications over the number of open slots this year.
- In addition, we integrate public service into the custom learning experience of our highest performing students, immersing them in leadership and learning that requires service projects as part of the Honors College curriculum.
- We are a highly diverse campus, with minorities making up 32 percent of our undergraduate, 36 percent of our medical and 26 percent of our dental students.
- ECU students, faculty and staff engage in 238 campus-community partnerships.
- Notable East Carolina alumni include Pulitzer Prize winners **Rick Atkinson** and **Dan Neil**; **Scott Avett**, musician and visual artist; **Ronnie Barnes**, senior vice president of medical services, New York Giants; **Howell Binkley**, Tony Award-winning Broadway lighting designer; **Velton Ray Bunch**, Emmy Award-winning composer; **Lisa Callahan**, chief medical officer and senior vice president of player care, MSG sports; **Brigadier General Jeffrey Clark**, former director, Walter Reed National Military Medical Center; **Ron Clark**, educator and New York Times bestselling author; **Cassandra Deck-Brown**, chief of police, Raleigh, North Carolina; **Janice Faulkner**, former North Carolina secretary of state and secretary of revenue; **Beth Grant**, Screen Actors Guild Award-winning actor; **Bob Grezycyn**, former president and CEO of Blue Cross and Blue Shield of North Carolina; **Kelly King**, chairman and CEO, BB&T; **James Maynard**, founder of Golden Corral restaurants; **Robert Morgan**, former United States senator; **Ben Owen III**, North Carolina potter; **Sandra Mims-Rowe**, retired editor of the Pulitzer Prize-winning *The Daily Oregonian*; **Ruth Shaw**, former president and CEO of Duke Power; **Kevin Williamson**, Saturn Award-winning screenwriter.

Chancellor

Cecil P. Staton (Furman '80)

Dr. Cecil P. Staton is East Carolina University's 11th chancellor after formally being appointed to the position by the University of North Carolina Board of Governors on April 27, 2016.

From 2014-2016, Staton served as vice chancellor for extended education for the University System of Georgia. In that role, he was responsible for strategic initiatives related to international education, continuing and professional education, entrepreneurial education and military affairs. He was also USG's liaison with the Georgia Research Alliance and supported USG's economic development initiatives and efforts to match the resources of USG institutions with Georgia's evolving workforce needs.

From 2015-2016, Staton also served as interim president of Valdosta State, a regional USG institution with 11,300 students. In that role, he focused on retention, improving student success and better marketing and branding to reverse recent enrollment declines and associated budget shortfalls.

Staton also served as associate provost at Mercer University in Macon, Georgia, a multi-campus institution with professional programs including medicine, law, business, education, pharmacy, engineering and nursing. In addition to teaching in the College of Liberal Arts and serving as an administrator, he led Mercer's University Press and secured more than \$4.5 million to help endow the academic publishing program.

Staton began his academic career at Brewton-Parker College in Mount Vernon, Georgia, where he was an assistant professor of religion from 1989-91.

Staton's private-sector experience includes founding and leading three communications companies: Smyth & Helwys Publishing, a publisher of books and curriculum products; Stroud and Hall Publishers, a publisher of books on politics and current events; and Georgia Eagle Media, a holding company for broadcasting, newspaper and media properties.

In 2004, Staton was elected as a Georgia state senator representing the state's 18th District. He served five terms before retiring in 2014. While in the legislature, he was recognized as a leader on health care and higher education matters.

Active in professional and civic organizations, Staton has been recognized numerous times for his service and leadership. His awards and honors include the Georgia Independent College Association's 2014 Miller-Deal Award for significant public service in higher education; Legislator of the Year awards from the Georgia Hospital Association, Georgia Technology Association and Georgia Rural Health Care Association; and the Georgia Ambulance Association Star of Life Award.

Staton, a first-generation college student, is a native of Greenville, South Carolina. He has a bachelor's degree in religion from Furman University in Greenville, South Carolina, master of theology and master of divinity degrees from Southeastern Baptist Theological Seminary in Wake Forest and a doctorate in Old Testament, Hebrew and ancient Near Eastern studies from the University of Oxford in England.

He and his wife, Catherine, have two children: Cecil P. Staton III, a financial planner in Atlanta, and William Davidson Staton, a student at DePaul University in Chicago.



East Carolina University Administration

Dr. Cecil P. Staton	Chancellor
Ron Mitchelson	Provost
Phyllis Horns	Vice Chancellor for Health Sciences
Rick Niswander	Vice Chancellor for Administration and Finance
Virginia Hardy	Vice Chancellor for Student Affairs
Dr. Jay Golden	Vice Chancellor for Research, Economic Development and Engagement
Chris Dyba	Vice Chancellor for University Advancement
Donna Gooden Payne	University Counsel and Vice Chancellor for Legal Affairs
James F. Hopf	Chief of Staff
Jeff Compher	Director of Athletics

2017-18 ECU Board of Trustees (as of June 15)

Edwin Clark	Greenville
Mark Copeland	Dallas, Texas
Vern Davenport	Wake Forest
Deborah Davis	Richmond, Virginia
Leigh Fanning	Greenville
Max Joyner Jr.	Greenville
Kel Normann	Sanford
Bob Plybon	Greensboro
Kieran Shanahan	Raleigh
Lt. Col. Vincent Smith	Vienna, Virginia
La'Quon Rogers (SGA President)	Ayden

Director of Athletics

Jeff Compher

(James Madison '80)

Jeff Compher, a veteran collegiate athletics administrator with a documented history of developing champions in the classroom, in competition and in life, is in his fifth year of leadership at East Carolina University.

Beginning with his first day on campus as ECU's Director of Athletics in April, 2013, Compher engaged student-athletes, coaches, staff and the Pirate Nation to embrace the role of moving forward and proactively plan for the challenges of the future. His return to the state of North Carolina has already delivered a foundation centered around the student-athlete experience, a deliberate focus on winning with integrity and an aggressive plan to promote the ECU Pirate brand and its values.

The final fundraising phase of the Smith-Williams Basketball Practice Facility and the initial launch of the department's Undaunted Strategic Plan were all completed under his direction during the 2013-14 academic year. In addition, Compher's first season of competition in Greenville was notable as the Pirate football program rolled to their second-highest victory total in school history, both basketball teams advanced to postseason play and the track and field squad captured Conference USA indoor and outdoor titles.

A year later he provided a guiding and supportive hand during East Carolina's inaugural campaign in the American Athletic Conference, which was highlighted by league championships in men's swimming and baseball. Cliff Godwin, who was Compher's first ECU head coaching hire, brought a high level of intensity and excitement back to Clark-LeClair Stadium during his debut as the Pirates' skipper – capping a 40-win season with a NCAA Regional appearance in 2015.

In November of 2015, Compher coordinated and announced a 10-year exclusive partnership with the sports brand adidas. The top-tier all-sport, multi-year agreement allows the department to reallocate money previously spent on apparel to other areas, including the cost of attendance and allows East Carolina to take the next step in terms of brand recognition and national exposure.

Men's swimming captured additional conference titles in the winters of 2016 and 2017, while the Pirates' baseball program captured its first-ever NCAA Super Regional victory after winning the 2016 Charlottesville Regional in thrilling fashion.

Well-respected by his peers, Compher served a two-year term as chair of the American Athletic Conference AD Committee before being appointed to head the league's finance committee in the spring of 2017.

Compher's appointment at East Carolina ended a five-year tenure as associate vice president and director of athletics at Northern Illinois University.

Under Compher's direction, Huskie student-athletes excelled academically as all 17 of NIU's intercollegiate programs surpassed the NCAA's Academic Progress Rate every year during his stay at the DeKalb school that featured an enrollment of 22,000. His department also had seven Academic All-America selections, two National Football Foundation Scholar-Athletes, an NCAA Woman-of-the-Year finalist and three NCAA Post-graduate Scholarship winners.

The Northern Illinois football team won its second-straight MAC crown in 2012 and became the first Mid-American Conference team to play in the Bowl Championship Series by gaining a berth in the Discover Orange Bowl.

His efforts were recognized with his selection as one of four FBS Athletics Director-of-the-Year by the National Association of Collegiate Directors of Athletics (NACDA) in the summer of 2013.

Compher arrived at NIU after nearly four years at the University of Washington, where he served as executive associate athletic director and was responsible for the general management and daily operations of the department. Prior to his move to the Pacific Northwest, Compher led the athletics program at Southern Conference member Western Carolina University from 2000 to 2004.

While he put his own distinct fingerprint on capital projects, facility renovations and fundraising at NIU with the construction of the school's new indoor training center and record-breaking annual gift levels, Compher was directly involved with successful similar entities at both UW and WCU.

As associate and then senior associate athletic director at Vanderbilt University for four years, Compher directed nearly every area of the department, including external affairs from 1998 to 2000. Prior to that, he oversaw NCAA compliance, academic support, strength and conditioning, equipment and CHAMPS/Life Skills areas for the Commodores.

Compher spent 13 years in several different positions at North Carolina State University. As the Wolfpack's assistant athletic director from 1986 to 1992, he managed the student-athlete support services units, established the first life skills program and handled scheduling for the football and men's basketball teams. He was the assistant to the chancellor at NC State before moving back into athletics administration after relocating to Nashville.

His first position in collegiate administration was at NC State, where he was the assistant director of Housing and Residence Life from 1982 to 1986.


Throughout his career, Compher has continued his education, participating in the NACDA Management Institute (1998), the Sports Management Institute Executive Program (1998-99) and the Division I-A Athletic Directors' Institute (2005 and 2006). Most recently, he attended the U.S. Marine Corps Executive Forum at the Pentagon and participated in the Senior Leader Engagement Program (SLEP) sponsored by United States Secretary of Defense Ashton Carter in the late summer of 2015.

Compher, 59, earned his bachelor's degree in psychology from James Madison (Va.) University, where he was a football student-athlete, in 1980, and graduated with a master's degree in counseling and student personnel services from Shippensburg (Pa.) University in 1982.

He and his wife Cathy have two sons - C.J. and David.



Stadium



Dowdy-Ficklen Stadium

The Early Years

The original plan for ECU's current football facility was announced Oct. 7, 1961, by Dr. Leo Jenkins, Chancellor of the College, at a meeting of the Society of Buccaneers. Within a year, \$283,387 had been raised, although the goal had been only \$200,000. With the funds in hand, Ficklen Stadium was built.

The James Skinner Ficklen Memorial Stadium was dedicated Sept. 21, 1963, as East Carolina defeated Wake Forest, 20-10.

The original stadium consisted of the permanent stands on the south side, a small press box, and the old lighting system which was removed after the 1974 season. Total cost was \$300,000.

The north side permanent seating was constructed in 1968, increasing the stadium seating capacity to 20,000.

The Namesakes


In April 1994, Ron and Mary Ellen Dowdy, of Orlando, Fla., announced a \$1 million gift to the ECU Educational Foundation. The gift would go toward the ongoing expansion of ECU's football stadium, which was renamed Dowdy-Ficklen Stadium.

Ron Dowdy, who was a member of the school's Board of Trustees, currently oversees commercial leases, residential apartments, and several other enterprises as part of Dowdy Properties in Orlando. Dowdy, a 1966 graduate of ECU, has been involved with many civic organizations, including the Executive Committee of the Florida Citrus Sports Association, the Board of Directors for the Florida Citrus Bowl, the Board of Directors at Humana Hospital Lucerne in Orlando and the Senior Citizen Advisory Committee in Orange County.

The late James Skinner Ficklen, a Greenville resident, distinguished himself as one of America's leading tobacconists. At the time of his death in 1955, Ficklen was President and Chairman of the Board of the E.B. Ficklen Tobacco Company of Greenville. He was a close friend of the college and established a financial aid foundation, the Ficklen Foundation, to aid students of the college.

Bagwell Field

Since graduating in the early 1970s, Al and Debby Bagwell have been gracious friends of the university with Al serving on the Pirate Club's Executive Committee in 1994-95 and being appointed to the University's Board of Visitors in 1998. The couple from Lake Gaston, Va., was honored in 1997 for their gift to the Pirate Club's Shared Visions Campaign. For their contributions on behalf of the University and to the ECU



Educational Foundation, the Bagwells had their name become a permanent mark on the ECU landscape as the field is now recognized as Bagwell Field at Dowdy-Ficklen Stadium.

Stadium Lighting

The first major renovation in Ficklen Stadium was the lighting system, a change that occurred just before the 1975 season opened. The old inner stadium lights on six poles were removed and replaced with six towers outside the stadium. The system is a combination of metallic and incandescent lights. There are 288 fixtures of 1500 watts each on six 162-foot towers. Cost of the system was \$450,000.

Early Expansion

A radical change greeted fans as the 1978 season opened. An expansion on all four corners boosted the stadium's seating capacity from 20,000 to 35,000, the third-largest stadium in North Carolina. The expansion was made possible with \$2.5 million through a drive in the spring of 1977.

In addition to more seats, the current press box with three levels and an elevator for access was built. The press box has space for 60 writers and an entire floor for broadcast media.

Last Expansion

After additions on the north side (upper deck in 1998 and club-level seating in 1999) increased the stadium's capacity to 43,000, East Carolina completed a 7,000-seat expansion project in the east endzone that pushed the seating availability to 50,000 in time for the 2010 season opener. In addition, Dowdy-Ficklen Stadium received an aesthetic enhancement the same year when 10,200 purple chairback seats replaced existing bleachers inside the 35-yard lines on both sides of the facility.



Playing Surface

During the summer of 1983, a complete renovation was done on the playing surface. A new drainage system, a new base of gravel and sand, new treated topsoil, and a new grass (Tifton 419 Hybrid Bermuda). Most recently, the facility was completely re-sodded during the late spring of 2014.

Scoreboard

A 84'-wide x 28'-tall high definition-rated score/videoboard accompanied the 7,000-seat endzone expansion in the summer of 2010. The board features state-of-the-art video capabilities for fan enjoyment. In addition, a new auxiliary scoreboard was added to the Murphy Center on the west side to give spectators easy visibility access from all viewing locations.

The East Carolina University Department of Athletics and Pirate Club unveiled the next chapter in ECU history during the spring of 2016, releasing plans for a Dowdy-Ficklen Stadium Southside Renovation project that is targeted for completion in the fall of 2018. Construction is slated to begin following the final 2017 home football game.

Stadium, Pirate Traditions

Cannon

A tradition that dates back to at least 1967, the cannon in Dowdy-Ficklen Stadium's endzone is fired at the end of the National Anthem, when the team runs onto the field, when the Pirates score and at the conclusion of all games.

Purple Haze

The classic Jimi Hendrix tune is played prior to the start of every home football game as the Pirates take to the field through a cloud of purple smoke. The team entrance was enhanced in 2010 with an inflatable pirate head the team runs through to reach the west endzone.

Mascot

The costumed Pirate mascot became associated with East Carolina in 1983. Other team mascots through the years have been a dog, "Pete," which accompanied the team in the 1970s, students dressed as parrots or pirates, and even a live wildcat, which served as the mascot in 1930-31.

First Down Pirates!

The "First Down ... Pirates" cheer was initiated by former public dress announcer Jon Moore. The cheer follows a key ECU first down play when the announcer gives the spot of the ball and saying, "Where it is a first down ..." followed by the crowd's yell of "Pirates!"



No Quarter

The Pirates adopted a new set of flag raising ceremonies at home football games in 2007, and perhaps the most popular one has been the "No Quarter." Hoisted prior to the fourth quarter to replace the traditional black skull and crossbones Jolly Roger symbol, the red "No Quarter" flag signifies the Pirates will now take no prisoners and give no quarter to their enemy.

Alma Mater

The ECU Alma Mater is "Hail to Thy Name So Fair." It first appeared in the 1940-41 ECTC Student Handbook where it was attributed to a student by the name of Harold A. McDougle ('44). McDougle later became a part-time instructor in the Music Department at ECTC (1946-47) and a music teacher at Greenville High School (1947-48).

School Colors

The school colors for East Carolina University - purple and gold - go back to the time when the first students arrived on campus in 1909. ECU historian Dr. Mary Jo Bratton, the author of "East Carolina University The Formative Years 1907-1982," said the selection of school colors represented one of the first traditions established by the students. In the early fall of 1909 the administration asked students for their suggestions on school colors. Old gold and royal purple won the vote.

In the following year, the colors carried over to the school's first baseball team, a club team that won most of its games. According to Bratton, the opening game produced a 6-2 win for East Carolina against a local Greenville team. The newspaper account of the game credited the effective cheering of the young ladies of the school for "winning the victory for the purple and gold."



Top Dowdy-Ficklen Stadium Crowds

No.	Attendance	Opponent	Date	Score
1.	51,082	North Carolina	Sept. 20, 2014	W, 70-41
2.	50,719	NC State	Sept. 10, 2016	W, 33-30
3.	50,610	North Carolina	Oct. 1, 2011	L, 35-20
4.	50,514	Virginia Tech	Sept. 26, 2015	W, 35-28
5.	50,410	NC State	Oct. 16, 2010	W, 33-27 (OT)
6.	50,345	Southern Miss	Nov. 5, 2011	L, 48-28
7.	50,277	UCF	Nov. 19, 2011	W, 38-31
8.	50,191	Navy	Nov. 6, 2010	L, 76-35
9.	50,145	Marshall	Oct. 23, 2010	W, 37-10
10.	50,096	Virginia Tech	Sept. 14, 2013	L, 15-10
11.	*50,092	NC State	Nov. 20, 1999	W, 23-6
12.	50,023	UAB	Sept. 24, 2011	W, 28-23
13.	50,010	Tulsa	Sept. 5, 2010	W, 51-49
14.	49,410	Tulane	Oct. 29, 2011	W, 34-13
15.	49,404	Virginia Tech	Sept. 10, 2011	L, 17-10

*denotes utilization of portable bleachers

Home Game Total — Season

Year	G	Attendance	Average	Record
2011	6	300,069	50,012	3-3
2010	6	297,987	49,665	4-2
2009	7	292,191	41,742	6-1
2012	6	282,076	47,013	5-1
2014	6	268,713	44,786	5-1

Home Game Average — Season

Year	G	Attendance	Average	Record
2011	6	300,069	50,012	3-3
2010	6	297,987	49,665	4-2
2012	6	282,076	47,013	5-1
2014	6	268,713	44,786	5-1
2016	6	264,680	44,113	3-3

Road Game Average — Season

Year	G	Attendance	Average	Record
1986	6	319,337	53,223	0-6
1985	6	313,550	52,258	1-5
1996	5	236,001	47,200	3-2
1987	6	273,929	45,655	2-4
1995	6	262,670	43,778	3-3

All Games Average — Season

Year	G	Attendance	Average	Record
2010	13	564,754	43,443	*6-7
2016	12	517,125	43,094	3-9
2012	13	560,175	43,090	*8-5
1985	11	466,732	42,430	2-9
2015	12	506,620	42,218	5-7

*bowl appearance

2016 American Athletic Conference Attendance Leaders

No.	School	Avg. Attendance
1.	East Carolina	44,113
2.	Houston	38,953
3.	USF	37,539
4.	Memphis	37,346
5.	UCF	35,802
6.	Cincinnati	33,870
7.	Navy	31,431
8.	Temple	27,225
9.	Connecticut	26,796
10.	SMU	23,712
11.	Tulane	22,718
12.	Tulsa	18,900

2016 "Group of Five" Conference Attendance Leaders

No.	School (overall national rank)	Avg. Attendance
1.	East Carolina (53rd)	44,113
2.	Houston (58th)	38,953
3.	USF (60th)	37,539
4.	Memphis (61st)	37,346
5.	San Diego State (62nd)	37,289
6.	UCF (63rd)	35,802
7.	Boise State (66th)	34,273
8.	Cincinnati (67th)	33,870
9.	Navy (72nd)	31,571
10.	Air Force (75th)	29,587

Pirates in Dowdy-Ficklen Stadium (1963-2016)

Year	G	Attend.	Average	Record	Of Note ...
1963	5	51,500	10,300	5-0-0	ECU defeats Wake Forest, 20-10, in front of 17,000 people in first game at Ficklen Stadium
1964	4	47,322	11,831	3-1-0	
1965	4	56,834	14,209	4-0-0	
1966	5	60,164	12,033	3-2-0	Ficklen Stadium is home to the Pirates' first Southern Conference championship team
1967	5	65,505	12,901	3-2-0	
1968	5	66,187	13,237	2-3-0	
1969	5	45,837	9,167	1-4-0	
1970	4	48,264	12,066	1-3-0	
1971	5	72,585	14,517	3-2-0	
1972	5	65,311	13,066	5-0-0	ECU beats The Citadel, 27-21, in first televised game at Ficklen Stadium
1973	5	84,352	16,870	5-0-0	
1974	5	82,376	16,475	5-0-0	
1975	5	77,844	15,537	4-1-0	
1976	5	88,691	17,738	5-0-0	
1977	4	84,464	21,617	3-1-0	
1978	5	125,644	25,129	5-0-0	Over 100,000 people come through turnstiles for first time in stadium history
1979	5	116,693	23,339	5-0-0	
1980	5	97,789	19,558	2-3-0	
1981	5	103,476	20,695	3-2-0	Pirates score a stadium-record 66 points in 66-23 win over East Tennessee State
1982	4	87,169	21,792	4-0-0	
1983	4	113,967	28,492	4-0-0	Pirates go undefeated at home and finish ranked No. 20
1984	4	104,972	26,243	2-2-0	
1985	5	153,182	30,636	1-4-0	
1986	5	123,089	24,617	2-3-0	
1987	5	138,297	27,659	3-2-0	
1988	6	146,508	24,418	1-5-0	
1989	5	135,568	27,114	4-0-1	
1990	5	136,639	27,328	3-2-0	
1991	5	155,415	31,083	5-0-0	ECU records its first-ever victory over South Carolina; Jeff Blake's one-yard option TD run and subsequent two-point conversion lifts Pirates past No. 23 Pittsburgh
1992	5	164,068	32,814	3-2-0	
1993	5	134,482	26,896	2-3-0	
1994	5	159,805	31,961	3-2-0	Junior Smith rushes for 60 yards vs. Southern Miss to become ECU's all-time leading rusher
1995	5	151,889	30,378	5-0-0	
1996	5	146,324	29,264	4-1-0	
1997	5	164,375	32,875	3-2-0	ECU joins Conference USA after 20 years as an independent
1998	5	158,716	31,743	3-2-0	
1999	5	200,495	40,099	4-1-0	ECU beats N.C. State, 23-6, in the Wolfpack's first-ever trip to Greenville in front of 50,092
2000	6	217,742	36,290	4-2-0	
2001	5	186,875	37,375	2-3-0	
2002	5	148,144	29,626	3-2-0	
2003	6	198,073	33,012	0-6-0	North Carolina makes its first-ever trip to Greenville in front of 44,040 at Dowdy-Ficklen Stadium
2004	5	153,418	30,684	2-3-0	ECU surpasses the 5 million mark in total attendance
2005	5	165,230	33,046	3-2-0	
2006	6	223,006	37,168	4-2-0	
2007	6	249,219	41,537	4-2-0	ECU eclipses the 40,000 mark in five of six games; Pirates top Tar Heels 34-31 in home opener
2008	5	210,080	42,016	4-1-0	Pirates draw full capacity (43,000) in three of five games; East Carolina stuns No. 8 Mountaineers 24-3 in home opener on ESPN
2009	7	292,191	41,742	6-1-0	ECU announces sell-outs for all six regular season games; Pirates defeat Houston in C-USA title game at Dowdy-Ficklen Stadium
2010	6	297,987	49,665	4-2-0	A 7,000-seat expansion is completed and capacity is pushed to 50,000
2011	6	*300,069	*50,012	3-3-0	Pirates set new single-season records in total and average attendance for the second-straight campaign in 50,000-seat stadium
2012	6	282,076	47,013	5-1-0	ECU surpasses the 7 million mark in total attendance
2013	6	263,910	43,985	5-1-0	50th Anniversary celebration; topped 1 million attendance mark since expansion
2014	6	268,713	44,786	5-1-0	ECU sets single-game attendance record of 51,082 in 70-41 triumph over North Carolina
2015	6	259,645	43,274	3-3-0	Pirates down Virginia Tech 35-28 in front of 50,514 for their fifth-straight win over an ACC opponent
2016	6	264,680	44,113	3-3-0	ECU beats NC State 33-30 in front of second-largest home crowd (50,719)
Totals	277	8,208,366	29,633	183-93-1	

*school record

Strength & Conditioning



The Murphy Center, still considered one of the athletic department's newest facilities, is located between Dowdy-Ficklen Stadium and Minges Coliseum. It's one of the largest and best-equipped strength and conditioning centers in the country.

ECU's Board of Trustees approved the project in the spring 1997, thus putting it into the athletics department staff's hands to make this 52,475-square-foot, two-story strength and conditioning/Pirate Club multipurpose center a reality.

ECU's strength and conditioning programs for its student-athletes are based out of the 22,000-square-foot first floor of the \$13 million facility. The weight room has revolutionized the Pirates' strength and conditioning efforts.

The center opened for workouts in June, 2002 and was dedicated at ECU's home football game on September 14, 2002.

The second floor of the building features a private dining area for recruits as well as a 9,000-square-foot banquet hall and a large terrace with a view of the football stadium for Pirate Club functions.

Because of its location behind the Dowdy-Ficklen Stadium endzone, its connection to Minges Coliseum and the Smith-Williams Center (ECU Athletics Hall of Fame), the Murphy Center is an ideal place for Pirate Club members to socialize at both football and basketball games.

East Carolina University's student-athletes train for competition under the direct supervision of Assistant Athletics Director for Strength and Conditioning Jeff Connors. The 2017-18 full-time strength staff consists of assistants Brandon Golden, Bert Hill, Justin McClelland, Dan Millington and Katelyn Woolfolk.

Athletic Training

The student-athlete at East Carolina University has the luxury of having one of the most dedicated health care teams in the Southeast. Directed by Mike Hanley, Associate Director of Athletics for Student Services, along with trainers Krista Carano, Nate Clark, Ben Crawford, Christopher D'Errico, Jake Moore (head football athletic trainer), Daniele Petty, Sharon Rogers, Zac Womack and team physician Dr. Joe Armen, the ECU Athletic Training program provides every Pirate student-athlete the best available care for their injuries. Hanley, the 2009 National Athletic Trainer's Association (NATA) Trainer-of-the-Year, and his staff are assisted by a wide array of community-based physicians and other health care providers.

Housed in the Ward Sports Medicine Building adjacent to Dowdy-Ficklen Stadium and Minges Coliseum, the main athletic training room is a modern facility complete with the latest equipment. Satellite athletic training rooms are located in Minges Coliseum, Murphy Strength and Conditioning Center, Clark-LeClair Stadium, Smith-Williams Basketball Facility and the Williams-Harvey Teams Building (Terry Holland Sports Complex).

Professional Consultants

Dr. John Siegel	Team Physician Emeritus
Dr. Joe Armen	Team Physician/Student Health Services
Dr. Randy Fussell	Dentistry
Dr. Phil Perdue	Orthopedics
Dr. Chris Hasty	Orthopedics
Dr. Stuart Lee	Neurosurgery
Dr. Kevin Youngs	Physical Therapy
Dr. Dennis McGee	Chiropractic
Dr. Greg Murphy	Urology
Dr. Joe Robinson	Sports Medicine Fellow

Athletic Training Staff (Full-Time)

Krista Carano	Assistant Athletic Trainer (Women's Basketball)
Nate Clark	Associate Athletic Trainer (Men's Basketball)
Ben Crawford	Assistant Athletic Trainer (Track & Field)
Christopher D'Errico	Assistant Athletic Trainer (Football)
Jake Moore	Head Football Athletic Trainer
Daniele Petty	Assistant Athletic Trainer (Soccer)
Sharon Rogers	Associate Professor (Men's/Women's Golf)
Karen Stuart	Assistant Athletic Trainer (Softball)
Zac Womack	Head Athletic Trainer (Baseball)
Katie Walsh Flanagan	Education Program Director

2017 Preview



2017 Alphabetical Roster

NO	NAME	POS	HT	WT	CL-EXP	ACQ-YR	HOMETOWN (Previous School)
57	Taijh Alston	DE	6-4	212	Fr-HS	SN-S'17	Vass (Union Pines)
25	Devin Anderson	RB	5-9	208	Jr-2L	WO-F'14	Henderson (Northern Vance)
96	Kiante Anderson	DE	6-4	243	Sr-1L	WO-S'15	Greenville (St. Augustine's)
90	Randall Anderson	DE	6-4	257	Sr-2L	SN-S'13	New Castle, Del. (Fork Union)
86	Stephen Baggett	TE	6-5	247	Sr-3L	SN-S'14	Beaufort, S.C. (Beaufort)
97	Demage Bailey	DT	6-5	294	Sr-3L	SN-S'13	Clayton (Clayton)
75	Sean Bailey	OL	6-6	328	Fr-RS	SN-S'16	Cumming, Ga. (Lambert)
41	Tony Baird	ILB	6-3	232	So-1L	SN-S'15	Virginia Beach, Va. (Ocean Lakes)
64	Des Barmore	OL	6-6	333	Jr-1L	SN-S'14	Columbus, Ga. (Hardaway)
38	Bruce Bivens	ILB	6-0	220	Fr-HS	SN-S'17	Houston, Texas (Davis)
95	Bennett Boateng	DT	6-1	305	Jr-SQ	WO-F'14	Charlotte (Independence)
82	Jayden Borders	WR	5-11	176	Fr-HS	SN-S'17	Shelby (Shelby)
10	Yiannis Bowden	DE	6-5	227	Jr-2L	SN-S'14	Kernersville (Glenn)
88	Trevon Brown	WR	6-2	211	Jr-2L	SN-S'14	Wilmington (New Hanover)
31	Keyshawn Canady	DB	6-0	188	Fr-RS	SN-S'16	Wallace (Wallace-Rose Hill)
34	Devin Carlos	TE	6-1	261	Sr-1L	TR-F'15	Jacksonville (St. Augustine's)
30	Joe Carter	ILB	6-2	223	Jr-2L	SN-S'14	Ponte Vedra, Fla. (Ponte Vedra)
32	Trace Christian	RB	6-0	220	Fr-HS	SN-S'17	Longwood, Fla. (Lake Brantley)
8	Tahj Deans	WR	6-2	186	Fr-RS	SN-S'16	Bailey (Southern Nash)
68	Jack Doyle	OL	6-4	256	Fr-RS	SN-S'16	Wake Forest (Heritage)
22	Tyshon Dye	RB	5-11	220	Gr-TR	TR-S'17	Elberton, Ga. (Clemson)
--	Gaelin Elmore	DE	6-6	275	Gr-TR	TR-S'17	Somerset, Wis. (Minnesota)
1	Deondre Farrier	WR	6-1	185	So-1L	SN-S'15	Orlando, Fla. (Lake Nona)
63	Jaison Fournet	OL	6-1	292	Fr-RS	WO-F'16	Cornelius (Hough)
8	Bobby Fulp	DB	6-4	204	Sr-3L	WO-F'13	Midlothian, Va. (Clover Hill)
44	Kendall Futrell	DE	6-2	230	So-1L	SN-S'16	Winterville (South Central)
12	Cannon Gibbs	ILB	6-2	230	Jr-TR	SN-F'16	Brandon, Miss. (Jones JC)
26	Colby Gore	DB	5-11	172	So-1L	SN-S'16	Little River, S.C. (North Myrtle Beach)
4	Malik Gray	WR	6-1	197	Jr-1L	SN-S'14	Inman, S.C. (Chapman)
85	Davon Grayson	WR	6-2	187	Sr-3L	SN-S'13	Suffolk, Va. (Kings Fork)
15	Terrell Green	WR	6-4	208	Jr-2L	SN-S'14	Charleston, S.C. (Hanahan)
48	Anthony Gutierrez	ILB	6-2	227	Sr-1L	SN-S'16	Sherman Oaks, Calif. (Santa Monica)
39	Delvontae Harris	DB	6-0	185	Fr-HS	SN-S'17	Newnan, Ga. (Newnan)
40	Nate Harvey	RB	6-1	223	Jr-TR	WO-S'17	Knightdale (Georgia Military)
43	Dedrick Hawkins	DB	6-2	200	So-SQ	WO-F'15	Winston-Salem (Glenn)
98	Brandon Henderson	DL	6-5	275	Jr-SQ	SN-S'17	Greenwood, S.C. (Georgia Military College)
84	Leroy Henley	WR	6-1	187	Fr-HS	SN-S'17	Pompano Beach, Fla. (Deerfield Beach)
70	Cortez Herrin	OL	6-3	346	So-SQ	SN-S'16	Saluda, S.C. (Saluda)
9	Reid Herring	QB	6-3	180	Fr-RS	SN-S'16	Raleigh (Millbrook)
59	Chandon Hickerson	DE	6-3	231	Fr-RS	WO-F'16	Vacherie, La. (St. James)
37	Trevian Hicks	DB	5-11	208	Sr-2L	WO-F'13	Winterville (South Central)
22	Marcus Holton Jr.	DB	6-0	165	Jr-TR	SN-F'16	Tallahassee, Fla. (Georgia Military)
28	Hussein Howe	RB	5-9	183	So-1L	SN-S'16	Jacksonville, Fla. (University Christian)
2	Kingsley Ifedi	QB	6-3	214	Fr-HS	SN-S'17	Charlotte (Vance)
1	Tim Irvin	DB	5-9	192	So-SQ	TR-F'16	Miami, Fla. (Auburn)
50	Shaun James	DT	6-4	274	Jr-1L	SN-S'14	Virginia Beach, Va. (Green Run)
23	Quay Johnson	WR	5-10	184	Sr-3L	SN-S'14	Knightdale (Knightdale)
60	Austin Lee	OL	6-1	287	Fr-RS	WO-F'16	Mooresville (Lake Norman)
66	Erik Lenzen	OL	6-5	292	Jr-1L	SN-S'14	Fort Lauderdale, Fla. (Cardinal Gibbons)
35	Chris Love	DB	5-10	170	Sr-1L	WO-F'13	Wake Forest (Wake Forest-Rolesville)

NO	NAME	POS	HT	WT	CL-EXP	ACQ-YR	HOMETOWN (Previous School)
83	Cam Marshmon	WR	5-9	159	So-SQ	WO-F'15	Raleigh (Southeast Raleigh)
24	C.J. Maybin	ILB	6-4	229	So-SQ	SN-S'15	Pompano Beach, Fla. (Cardinal Gibbons)
55	Garrett McGhin	OL	6-6	327	Jr-2L	SN-S'14	Tallahassee, Fla. (Florida State)
33	Rowe Mellott	DB	6-0	180	So-HS	WO-S'17	Chapel Hill (Carrboro)
5	Gardner Minshew	QB	6-2	216	Jr-1L	SN-S'16	Brandon, Miss. (Northwest Mississippi CC)
79	Dalton Montgomery	OL	6-5	275	So-1L	SN-S'15	Corinth, Texas (Lake Dallas)
73	Matt Morgan	OL	6-5	276	Fr-HS	SN-S'17	Clayton (Corinth Holders)
92	Mike Myers	DT	6-0	283	Sr-3L	SN-S'13	Goose Creek, S.C. (Goose Creek)
54	Ja-Quane Nelson	DL	6-3	280	Fr-HS	SN-S'17	High Point (Central)
49	Ben Norris	ILB	6-3	225	Fr-HS	SN-S'17	Charlotte (Myers Park)
61	Colton Oliver	DS	6-3	280	Sr-3L	WO-F'14	Charlotte (Independence)
56	Tyree Owens	DL	6-4	285	Jr-TR	SN-F'16	Oviedo, Fla. (Copiah Lincoln CC)
76	Branden Pena	OL	6-2	286	Jr-SQ	SN-S'16	Salinas, Calif. (Hartnell)
14	Travis Phillips	DB	5-11	178	Sr-2L	SN-S'13	Montpelier, Va. (Patrick Henry)
27	Darius Pinnix	RB	6-0	225	Fr-HS	SN-S'17	Elon (Western Alamance)
91	Caleb Pratt	PK	6-3	197	Jr-2L	WO-F'15	Roanoke Rapids (Roanoke Rapids)
93	Jalen Price	DT	6-2	299	So-1L	SN-S'16	Williamston (Riverside)
11	Blake Proehl	WR	6-1	170	Fr-HS	SN-S'17	Charlotte (Providence)
46	Chance Purvis	DE	6-4	226	Fr-RS	SN-S'16	Meridian, Miss. (Lamar School)
89	Raequan Purvis	DT	6-2	278	Fr-RS	SN-S'16	Plymouth (Plymouth)
51	Aaron Ramseur	ILB	6-1	213	Fr-RS	SN-S'16	Shelby (Crest)
47	Anthony Ratliff	DS	6-0	208	So-1L	WO-F'16	Suwanee, Ga. (Lambert)
78	Messiah Rice	OL	6-5	294	Jr-1L	SN-S'14	Orangeburg, S.C. (Wilkinson)
13	Davondre Robinson	DB	6-0	190	Fr-HS	SN-S'17	Holly Hill, S.C. (Lake Marion)
74	Justin Sandifer	OL	6-5	295	Sr-1L	SN-S'15	Greenwood, Miss. (Hinds CC)
3	Anthony Scott	RB	5-9	190	Sr-3L	SN-S'14	Virginia Beach, Va. (Green Run)
24	Derrell Scott	RB	5-11	194	Jr-SQ	TR-S'15	Havelock (Tennessee)
5	Corey Seargent	DB	6-0	168	Jr-2L	SN-S'15	Rock Hill, S.C. (Northwestern)
52	Dqmarcus Shaw	OL	6-4	316	Jr-TR	SN-F'16	Batesville, Miss. (Itawamba CC)
3	Travon Simmons	DB	5-10	188	Sr-3L	SN-S'13	Marietta, Ga. (Hillgrove)
10	Thomas Sirk	QB	6-4	220	Gr-TR	TR-S'17	Glen St. Mary, Fla. (Duke)
62	Brandon Smith	OL	6-8	327	Sr-3L	SN-S'13	Kernersville (East Forsyth)
67	D'Ante Smith	OL	6-4	336	So-SQ	SN-S'16	Grovetown, Ga. (Grovetown)
2	Xavier Smith	DB	6-2	189	Sr-2L	SN-S'13	Raleigh (Wakefield)
77	Kennan Solomon	DL	6-5	275	Fr-HS	SN-S'17	Roxboro (Person)
58	John Spellacy	OL	6-1	285	Fr-HS	SN-S'17	Westlake, Ohio (St. Ignatius)
42	Devon Sutton	DB	5-11	198	So-1L	WO-S'15	Charlotte (North Mecklenburg)
87	Michael Swift	TE	6-3	233	Jr-SQ	WO-F'16	Apex (Apex)
45	Kenyon Taylor	DB	6-2	198	Fr-RS	SN-S'16	High Point (South Gullford)
20	Austin Teague	DB	6-0	191	Sr-1L	WO-F'13	Lexington (West Davidson)
21	Ray Tillman	ILB	6-1	207	Sr-3L	SN-S'14	Lithonia, Ga. (Miller Grove)
94	Alex Turner	DT	6-2	287	So-1L	SN-S'16	Houston, Texas (Jersey Village)
20	Ockwan Tyson-Hart	WR	5-8	173	Jr-SQ	WO-F'16	Greenville (J.H. Rose)
9	Jake Verity	PK	6-1	170	So-SQ	SN-S'16	Bremen, Ga. (Bremen)
12	Mydreon Vines	WR	6-1	170	Fr-HS	SN-S'17	Greenville (J.H. Rose)
80	Anthony Watley	TE	6-3	233	So-1L	SN-S'16	Jacksonville, Fla. (Atlantic Coast)
43	Eric Weber	TE	6-2	236	So-TR	SN-F'16	Blythewood, S.C. (Southwest Mississippi CC)
81	Jimmy Williams	WR	5-11	198	Sr-3L	WO-F'13	Washington (Washington)
7	Jordan Williams	ILB	6-0	222	Sr-3L	WO-F'14	Fayetteville (Shaw)

2017 Numerical Roster

NO	NAME	POS	HT	WT	CL-EXP	ACQ-YR	HOMETOWN (Previous School)
1	Deondre Farrier	WR	6-1	185	So-IL	SN-S'15	Orlando, Fla. (Lake Nona)
1	Tim Irvin	DB	5-9	192	So-SQ	TR-F'16	Miami, Fla. (Auburn)
2	Kingsley Ifedi	QB	6-3	214	Fr-HS	SN-S'17	Charlotte (Vance)
2	Xavier Smith	DB	6-2	189	Sr-2L	SN-S'13	Raleigh (Wakefield)
3	Anthony Scott	RB	5-9	190	Sr-3L	SN-S'14	Virginia Beach, Va. (Green Run)
3	Travon Simmons	DB	5-10	188	Sr-3L	SN-S'13	Marietta, Ga. (Hillgrove)
4	Malik Gray	WR	6-1	197	Jr-IL	SN-S'14	Inman, S.C. (Chapman)
5	Gardner Minshew	QB	6-2	216	Jr-IL	SN-S'16	Brandon, Miss. (Northwest Mississippi CC)
5	Corey Seargent	DB	6-0	168	Jr-2L	SN-S'15	Rock Hill, S.C. (Northwestern)
7	Jordan Williams	ILB	6-0	222	Sr-3L	WO-F'14	Fayetteville (Shaw)
8	Tahj Deans	WR	6-2	186	Fr-RS	SN-S'16	Bailey (Southern Nash)
8	Bobby Fulp	DB	6-4	204	Sr-3L	WO-F'13	Midlothian, Va. (Clover Hill)
9	Reid Herring	QB	6-3	180	Fr-RS	SN-S'16	Raleigh (Millbrook)
9	Jake Verity	PK	6-1	170	So-SQ	SN-S'16	Bremen, Ga. (Bremen)
10	Yiannis Bowden	DE	6-5	227	Jr-2L	SN-S'14	Kernersville (Glenn)
10	Thomas Sirk	QB	6-4	220	Gr-TR	TR-S'17	Glen St. Mary, Fla. (Duke)
11	Blake Proehl	WR	6-1	170	Fr-HS	SN-S'17	Charlotte (Providence)
12	Cannon Gibbs	ILB	6-2	230	Jr-TR	SN-F'16	Brandon, Miss. (Jones JC)
12	Mydreon Vines	WR	6-1	170	Fr-HS	SN-S'17	Greenville (J.H. Rose)
13	Davondre Robinson	DB	6-0	190	Fr-HS	SN-S'17	Holly Hill, S.C. (Lake Marion)
14	Travis Phillips	DB	5-11	178	Sr-2L	SN-S'13	Montpelier, Va. (Patrick Henry)
15	Terrell Green	WR	6-4	208	Jr-2L	SN-S'14	Charleston, S.C. (Hanahan)
20	Austin Teague	DB	6-0	191	Sr-IL	WO-F'13	Lexington (West Davidson)
20	Ockwan Tyson-Hart	WR	5-8	173	Jr-SQ	WO-F'16	Greenville (J.H. Rose)
21	Ray Tillman	ILB	6-1	207	Sr-3L	SN-S'14	Lithonia, Ga. (Miller Grove)
22	Tyshon Dye	RB	5-11	220	Gr-TR	TR-S'17	Elberton, Ga. (Clemson)
22	Marcus Holton Jr.	DB	6-0	165	Jr-TR	SN-F'16	Tallahassee, Fla. (Georgia Military)
23	Quay Johnson	WR	5-10	184	Sr-3L	SN-S'14	Knightdale (Knightdale)
24	C.J. Maybin	ILB	6-4	229	So-SQ	SN-S'15	Pompano Beach, Fla. (Cardinal Gibbons)
24	Derrell Scott	RB	5-11	194	Jr-SQ	TR-S'15	Havelock (Tennessee)
25	Devin Anderson	RB	5-9	208	Jr-2L	WO-F'14	Henderson (Northern Vance)
26	Colby Gore	DB	5-11	172	So-IL	SN-S'16	Little River, S.C. (North Myrtle Beach)
27	Darius Pinnix	RB	6-0	225	Fr-HS	SN-S'17	Elon (Western Alamance)
28	Hussein Howe	RB	5-9	183	So-IL	SN-S'16	Jacksonville, Fla. (University Christian)
30	Joe Carter	ILB	6-2	223	Jr-2L	SN-S'14	Ponte Vedra, Fla. (Ponte Vedra)
31	Keyshawn Canady	DB	6-0	188	Fr-RS	SN-S'16	Wallace (Wallace-Rose Hill)
32	Trace Christian	RB	6-0	220	Fr-HS	SN-S'17	Longwood, Fla. (Lake Brantley)
33	Rowe Mellott	DB	6-0	180	So-HS	WO-S'17	Chapel Hill (Carrboro)
34	Devin Carlos	TE	6-1	261	Sr-IL	TR-F'15	Jacksonville (St. Augustine's)
35	Chris Love	DB	5-10	170	Sr-IL	WO-F'13	Wake Forest (Wake Forest-Rolesville)
37	Trevian Hicks	DB	5-11	208	Sr-2L	WO-F'13	Winterville (South Central)
38	Bruce Bivens	ILB	6-0	220	Fr-HS	SN-S'17	Houston, Texas (Davis)
39	Delvontae Harris	DB	6-0	185	Fr-HS	SN-S'17	Newnan, Ga. (Newnan)
40	Nate Harvey	RB	6-1	223	Jr-TR	WO-S'17	Knightdale (Georgia Military)
41	Tony Baird	ILB	6-3	232	So-IL	SN-S'15	Virginia Beach, Va. (Ocean Lakes)
42	Devon Sutton	DB	5-11	198	So-IL	WO-S'15	Charlotte (North Mecklenburg)
43	Dedrick Hawkins	DB	6-2	200	So-SQ	WO-F'15	Winston-Salem (Glenn)
43	Eric Weber	TE	6-2	236	So-TR	SN-F'16	Blythewood, S.C. (Southwest Mississippi CC)
44	Kendall Futrell	DE	6-2	230	So-IL	SN-S'16	Winterville (South Central)
45	Kenyon Taylor	DB	6-2	198	Fr-RS	SN-S'16	High Point (South Guilford)

NO	NAME	POS	HT	WT	CL-EXP	ACQ-YR	HOMETOWN (Previous School)
46	Chance Purvis	DE	6-4	226	Fr-RS	SN-S'16	Meridian, Miss. (<i>Lamar School</i>)
47	Anthony Ratliff	DS	6-0	208	So-IL	WO-F'16	Suwanee, Ga. (<i>Lambert</i>)
48	Anthony Gutierrez	ILB	6-2	227	Sr-IL	SN-S'16	Sherman Oaks, Calif. (<i>Santa Monica</i>)
49	Ben Norris	ILB	6-3	225	Fr-HS	SN-S'17	Charlotte (<i>Myers Park</i>)
50	Shaun James	DT	6-4	274	Jr-IL	SN-S'14	Virginia Beach, Va. (<i>Green Run</i>)
51	Aaron Ramseur	ILB	6-1	213	Fr-RS	SN-S'16	Shelby (<i>Crest</i>)
52	Dqmarcus Shaw	OL	6-4	316	Jr-TR	SN-F'16	Batesville, Miss. (<i>Itawamba CC</i>)
54	Ja-Quane Nelson	DL	6-3	280	Fr-HS	SN-S'17	High Point (<i>Central</i>)
55	Garrett McGhin	OL	6-6	327	Jr-2L	SN-S'14	Tallahassee, Fla. (<i>Florida State</i>)
56	Tyree Owens	DL	6-4	285	Jr-TR	SN-F'16	Oviedo, Fla. (<i>Copiah Lincoln CC</i>)
57	Tajih Alston	DE	6-4	212	Fr-HS	SN-S'17	Vass (<i>Union Pines</i>)
58	John Spellacy	OL	6-1	285	Fr-HS	SN-S'17	Westlake, Ohio (<i>St. Ignatius</i>)
59	Chandon Hickerson	DE	6-3	231	Fr-RS	WO-F'16	Vacherie, La. (<i>St. James</i>)
60	Austin Lee	OL	6-1	287	Fr-RS	WO-F'16	Mooreville (<i>Lake Norman</i>)
61	Colton Oliver	DS	6-3	280	Sr-3L	WO-F'14	Charlotte (<i>Independence</i>)
62	Brandon Smith	OL	6-8	327	Sr-3L	SN-S'13	Kernersville (<i>East Forsyth</i>)
63	Jaison Fournet	OL	6-1	292	Fr-RS	WO-F'16	Cornelius (<i>Hough</i>)
64	Des Barmore	OL	6-6	333	Jr-IL	SN-S'14	Columbus, Ga. (<i>Hardaway</i>)
66	Erik Lenzen	OL	6-5	292	Jr-IL	SN-S'14	Fort Lauderdale, Fla., (<i>Cardinal Gibbons</i>)
67	D'Ante Smith	OL	6-4	336	So-SQ	SN-S'16	Grovetown, Ga. (<i>Grovetown</i>)
68	Jack Doyle	OL	6-4	256	Fr-RS	SN-S'16	Wake Forest (<i>Heritage</i>)
70	Cortez Herrin	OL	6-3	346	So-SQ	SN-S'16	Saluda, S.C. (<i>Saluda</i>)
73	Matt Morgan	OL	6-5	276	Fr-HS	SN-S'17	Clayton (<i>Corinth Holders</i>)
74	Justin Sandifer	OL	6-5	295	Sr-IL	SN-S'15	Greenwood, Miss. (<i>Hinds CC</i>)
75	Sean Bailey	OL	6-6	328	Fr-RS	SN-S'16	Cumming, Ga. (<i>Lambert</i>)
76	Branden Pena	OL	6-2	286	Jr-SQ	SN-S'16	Salinas, Calif. (<i>Hartnell</i>)
77	Kennan Solomon	DL	6-5	275	Fr-HS	SN-S'17	Roxboro (<i>Person</i>)
78	Messiah Rice	OL	6-5	294	Jr-IL	SN-S'14	Orangeburg, S.C. (<i>Wilkinson</i>)
79	Dalton Montgomery	OL	6-5	275	So-IL	SN-S'15	Corinth, Texas (<i>Lake Dallas</i>)
80	Anthony Watley	TE	6-3	233	So-IL	SN-S'16	Jacksonville, Fla. (<i>Atlantic Coast</i>)
81	Jimmy Williams	WR	5-11	198	Sr-3L	WO-F'13	Washington (<i>Washington</i>)
82	Jayden Borders	WR	5-11	176	Fr-HS	SN-S'17	Shelby (<i>Shelby</i>)
83	Cam Marshmon	WR	5-9	159	So-SQ	WO-F'15	Raleigh (<i>Southeast Raleigh</i>)
84	Leroy Henley	WR	6-1	187	Fr-HS	SN-S'17	Pompano Beach, Fla. (<i>Deerfield Beach</i>)
85	Davon Grayson	WR	6-2	187	Sr-3L	SN-S'13	Suffolk, Va. (<i>Kings Fork</i>)
86	Stephen Baggett	TE	6-5	247	Sr-3L	SN-S'14	Beaufort, S.C. (<i>Beaufort</i>)
87	Michael Swift	TE	6-3	233	Jr-SQ	WO-F'16	Apex (<i>Apex</i>)
88	Trevon Brown	WR	6-2	211	Jr-2L	SN-S'14	Wilmington (<i>New Hanover</i>)
89	Raequan Purvis	DT	6-2	278	Fr-RS	SN-S'16	Plymouth (<i>Plymouth</i>)
90	Randall Anderson	DE	6-4	257	Sr-2L	SN-S'13	New Castle, Del. (<i>Fork Union</i>)
91	Caleb Pratt	PK	6-3	197	Jr-2L	WO-F'15	Roanoke Rapids (<i>Roanoke Rapids</i>)
92	Mike Myers	DT	6-0	283	Sr-3L	SN-S'13	Goose Creek, S.C. (<i>Goose Creek</i>)
93	Jalen Price	DT	6-2	299	So-IL	SN-S'16	Williamston (<i>Riverside</i>)
94	Alex Turner	DT	6-2	287	So-IL	SN-S'16	Houston, Texas (<i>Jersey Village</i>)
95	Bennett Boateng	DT	6-1	305	Jr-SQ	WO-F'14	Charlotte (<i>Independence</i>)
96	Kiante Anderson	DE	6-4	243	Sr-IL	WO-S'15	Greenville (<i>St. Augustine's</i>)
97	Demage Bailey	DT	6-5	294	Sr-3L	SN-S'13	Clayton (<i>Clayton</i>)
98	Brandon Henderson	DL	6-5	275	Jr-TR	SN-S'17	Greenwood, S.C. (<i>Georgia Military College</i>)
--	Gaelin Elmore	DE	6-6	275	Gr-TR	TR-S'17	Somerset, Wis. (<i>Minnesota</i>)

2017 Geographical Roster

North Carolina

Apex	Michael Swift (<i>Apex HS</i>)
Bailey	Tahj Deans (<i>Southern Nash HS</i>)
Chapel Hill	Rowe Mellott (<i>Carrboro HS</i>)
Charlotte	Bennett Boateng (<i>Independence HS</i>) Kingsley Ifedi (<i>Vance HS</i>) Ben Norris (<i>Myers Park HS</i>) Colton Oliver (<i>Independence HS</i>) Blake Proehl (<i>Providence HS</i>) Devon Sutton (<i>North Mecklenburg HS</i>)
Clayton	Demage Bailey (<i>Clayton HS</i>) Matt Morgan (<i>Corinth Holders HS</i>)
Cornelius	Jaison Fournet (<i>Hough HS</i>)
Elon	Darius Pinnix (<i>Western Alamance HS</i>)
Fayetteville	Jordan Williams (<i>Jack Britt HS</i>)
Greenville	Kiante Anderson (<i>South Central HS</i>) Ockwan Tyson-Hart (<i>J.H. Rose HS</i>) Mydreon Vines (<i>J.H. Rose HS</i>)
Havelock	Derrell Scott (<i>Havelock HS</i>)
Henderson	Devin Anderson (<i>Northern Vance HS</i>)
High Point	Ja-Quane Nelson (<i>Central</i>) Kenyon Taylor (<i>South Guilford HS</i>)
Jacksonville	Devin Carlos (<i>Jacksonville HS</i>)
Kernersville	Yiannis Bowden (<i>Glenn HS</i>) Brandon Smith (<i>East Forsyth HS</i>)
Knightdale	Nate Harvey (<i>Knightdale HS</i>) Quay Johnson (<i>Knightdale HS</i>)
Lexington	Austin Teague (<i>West Davidson HS</i>)
Mooreville	Austin Lee (<i>Lake Norman HS</i>)
Plymouth	Raequan Purvis (<i>Plymouth HS</i>)
Raleigh	Reid Herring (<i>Millbrook HS</i>) Cam Marshmon (<i>Southeast Raleigh HS</i>) Xavier Smith (<i>Wakefield HS</i>)
Roanoke Rapids	Caleb Pratt (<i>Roanoke Rapids HS</i>)
Roxboro	Kennan Solomon (<i>Person HS</i>)
Shelby	Jayden Borders (<i>Shelby HS</i>) Aaron Ramseur (<i>Crest HS</i>)
Vass	Taijh Alston (<i>Union Pines HS</i>)
Wake Forest	Jack Doyle (<i>Heritage HS</i>) Chris Love (<i>Wake Forest-Rolesville HS</i>)
Wallace	Keyshawn Canady (<i>Wallace-Rose Hill HS</i>)
Washington	Jimmy Williams (<i>Washington HS</i>)
Williamston	Jalen Price (<i>Riverside</i>)
Wilmington	Trevon Brown (<i>New Hanover HS</i>)
Winston-Salem	Dedrick Hawkins (<i>Glenn HS</i>)
Winterville	Kendall Futrell (<i>South Central HS</i>) Trevian Hicks (<i>South Central HS</i>)

Other States

California

Salinas	Brandon Pena (<i>North Salinas HS</i>)
Sherman Oaks	Anthony Gutierrez (<i>Notre Dame HS</i>)

Delaware

New Castle	Randall Anderson (<i>William Penn HS</i>)
------------	---

Florida

Fort Lauderdale	Erik Lenzen (<i>Cardinal Gibbons HS</i>)
Glen St. Mary	Thomas Sirk (<i>Baker County HS</i>)
Jacksonville	Hussein Howe (<i>University Christian HS</i>) Anthony Watley (<i>Atlantic Coast HS</i>) Trace Christian (<i>Lake Brantley HS</i>)
Longwood	Tim Irvin (<i>Westminster Christian HS</i>)
Miami	Deondre Farrier (<i>Lake Nona HS</i>)
Orlando	Tyree Owens (<i>Oviedo HS</i>)
Oviedo	Tyree Owens (<i>Oviedo HS</i>)
Pompano Beach	Leroy Henley (<i>Deerfield Beach HS</i>) C.J. Maybin (<i>Cardinal Gibbons HS</i>)
Ponte Vedra	Joe Carter (<i>Ponte Vedra HS</i>)
Tallahassee	Marcus Holton Jr. (<i>Godby HS</i>) Garrett McGhin (<i>Florida State HS</i>)

Georgia

Bremen	Jake Verity (<i>Bremen HS</i>)
Columbus	Des Barmore (<i>Hardaway HS</i>)
Cumming	Sean Bailey (<i>Lambert HS</i>)
Elberton	Tyshon Dye (<i>Elbert County HS</i>)
Grovetown	D'Ante Smith (<i>Grovetown HS</i>)
Lithonia	Ray Tillman (<i>Miller Grove HS</i>)
Marietta	Travon Simmons (<i>Hillgrove HS</i>)
Newnan	Delvontae Harris (<i>Newnan HS</i>)
Suwanee	Anthony Ratliff (<i>Lambert HS</i>)

Louisiana

Vacherie	Chandon Hickerson (<i>St. James HS</i>)
----------	---

Mississippi

Batesville	Dqmarcus Shaw (<i>South Panola HS</i>)
Brandon	Cannon Gibbs (<i>Northwest Rankin HS</i>) Gardner Minshew (<i>Brandon HS</i>)
Greenwood	Justin Sandifer (<i>Lefflore County HS</i>)
Meridian	Chance Purvis (<i>Lamar School</i>)

Ohio

Westlake	John Spellacy (<i>St. Ignatius HS</i>)
----------	--

South Carolina

Beaufort	Steve Baggett (<i>Beaufort HS</i>)
Blythewood	Eric Weber (<i>Blythewood HS</i>)
Charleston	Terrell Green (<i>Hanahan HS</i>)
Goose Creek	Mike Myers (<i>Goose Creek HS</i>)
Greenwood	Brandon Henderson (<i>Greenwood HS</i>)
Holly Hill	Davondre Robinson (<i>Lake Marion HS</i>)
Inman	Malik Gray (<i>Chapman HS</i>)
Little River	Colby Gore (<i>North Myrtle Beach HS</i>)
Orangeburg	Messiah Rice (<i>Wilkinson HS</i>)
Rock Hill	Corey Seargent (<i>Northwestern HS</i>)
Saluda	Cortez Herrin (<i>Saluda HS</i>)

Texas

Corinth	Dalton Montgomery (<i>Lake Dallas HS</i>)
Houston	Bruce Bivens (<i>Davis HS</i>) Alex Turner (<i>Jersey Village HS</i>)

Virginia

Midlothian	Bobby Fulp (<i>Clover Hill HS</i>)
Montpelier	Travis Phillips (<i>Patrick Henry HS</i>)
Suffolk	Davon Grayson (<i>Kings Fork HS</i>)
Virginia Beach	Tony Baird (<i>Ocean Lakes HS</i>) Shaun James (<i>Green Run HS</i>) Anthony Scott (<i>Green Run HS</i>)

Wisconsin

Somerset	Gaelin Elmore (<i>Somerset HS</i>)
----------	--------------------------------------

Pronunciation Guide

PLAYERS

Taijh Alston	TODGE (silent D) Alston
Kiante Anderson	key-ON-tay Anderson
Demage Bailey	deh-MAH-zhey Bailey
Yiannis Bowden	YANN-iss BOW-den
Trevon Brown	TRAY-von Brown
Tajh Deans	TODGE (silent D) Deans
Tyshon Dye	TIE-shonn Dye
Deondre Farrier	dee-ON-dray FAIR-eeh-ur
Jaison Fournet	Jason for-NETT
Kendall Futrell	Kendall few-TRELL
Malik Gray	mah-LEEK Gray
Davon Grayson	DAY-vonn Grayson
Terrell Green	TURR-ell Green
Hussein Howe	WHO-sahn Howe
Kingsley Ifedi	Kingsley uh-FEDD-ee
Quay Johnson	KWAY Johnson
Ja-Quane Nelson	juh-KWAN Nelson
Blake Proehl	Blake PROLE
Raequan Purvis	RAY-kwan Purvis
Aaron Ramseur	Aaron RAMM-sewer
Derrell Scott	durr-ELL Scott
Dqmarcus Shaw	Duh-MARKUS Shaw
Travon Simmons	truh-VONN Simmons
D'Ante Smith	dee-ONTAY Smith
John Spellacy	duh-VON Sutton
Devon Sutton	John SPELL-uh-see
Jake Verity	Jake VARE-it-tee

HOMETOWNS

Beaufort, S.C.	BYOU-ferT
Bremen, Ga.	BRAY-men
Havelock, N.C.	HAVE-lok (e is silent)
Lithonia, Ga.	Lith-OWN-nee-uh
Montpelier, Va.	Mont-PELL-yer
Oviedo, Fla.	Oh-VEED-oh
Ponte Vedra, Fla.	Pon-tuh VEE-drah
Saluda, S.C.	Sah-LOU-da

2017 Preseason Depth Chart

Offense					Defense						
WR (X)	81	Jimmy Williams	5-11	194	Sr-3L	DE	44	Kendall Futrell	6-2	215	So-1L
	15	Terrell Green	6-4	206	Jr-2L		96	Kiante Anderson	6-4	252	Sr-1L
WR (H)	23	Quay Johnson	5-10	188	Sr-3L	DT	93	Jalen Price	6-2	290	So-1L
	1	Deondre Farrier	6-1	187	So-1L		89	Raequan Purvis	6-2	270	Fr-RS
LT	67	D'Ante Smith	6-4	310	So-SQ	DT	97	Demage Bailey	6-5	310	Sr-3L
	78	Messiah Rice	6-5	320	Jr-1L		94	Alex Turner	6-2	290	So-1L
	74	Justin Sandifer	6-5	305	Sr-1L	DE	96	Kiante Anderson	6-4	252	Sr-1L
LG	64	Des Barmore	6-6	318	Jr-1L		59	Chandon Hickerson	6-3	235	Fr-RS
	60	Austin Lee	6-1	287	Fr-RS	ILB (MIKE)	7	Jordan Williams	6-0	234	Sr-3L
C	55	Garrett McGhin	6-6	319	Jr-2L		12	Cannon Gibbs	6-2	230	Jr-TR
	76	Branden Pena	6-2	290	Jr-SQ	ILB (WILL)	21	Ray Tillman	6-1	215	Sr-3L
RG	70	Cortez Herrin	6-3	321	So-SQ		41	Tony Baird	6-3	226	So-1L
	52	Dqmarcus Shaw	6-4	320	Jr-TR	FCB	14	Travis Phillips	5-11	189	Sr-2L
RT	62	Brandon Smith	6-8	325	Sr-3L		26	Colby Gore	5-11	175	So-1L
	73	Matt Morgan	6-5	275	Fr-HS	SS	8	Bobby Fulp	6-4	198	Sr-3L
QB	5	Gardner Minshew	6-2	215	Jr-1L		3	Travon Simmons	5-10	187	Sr-3L
	10	Thomas Sirk	6-4	220	Gr-TR	FS	1	Tim Irvin	5-9	192	So-SQ
	9	Reid Herring	6-3	175	Fr-RS		2	Xavier Smith	6-2	188	Sr-2L
RB	24	Derrell Scott OR	5-11	207	Jr-SQ	BCB	5	Corey Seargent	6-0	172	Jr-2L
	28	Hussein Howe OR	5-9	175	So-1L		35	Chris Love	5-10	172	Sr-1L
	22	Tyshon Dye OR	5-11	220	Gr-TR	PIRATE	51	Aaron Ramseur OR	6-1	215	Fr-RS
	25	Devin Anderson	5-9	208	Jr-2L		22	Marcus Holton Jr.	6-0	160	Jr-TR
TE (Y)	86	Steve Baggett	6-5	255	Sr-3L	37	Trevian Hicks	5-11	214	Sr-2L	
	80	Anthony Watley	6-3	240	So-1L						
WR (Z)	85	Davon Grayson	6-2	190	Sr-3L						
	4	Malik Gray	6-1	203	Jr-1L						

Specialists											
PK	9	Jake Verity	6-1	170	So-SQ	DS	47	Anthony Ratliff LS	6-0	208	So-1L
	91	Caleb Pratt	6-3	197	Jr-2L		61	Colton Oliver SS	6-3	280	Sr-3L
H	9	Reid Herring	6-3	175	Fr-RS	PR	81	Jimmy Williams	5-11	194	Sr-3L
	5	Gardner Minshew	6-2	215	Jr-1L		23	Quay Johnson	5-10	188	Sr-3L
P	9	Jake Verity	6-1	170	So-SQ	KR	85	Davon Grayson	6-2	190	Sr-3L
	91	Caleb Pratt	6-3	197	Jr-2L		81	Jimmy Williams	5-11	194	Sr-3L

RS-redshirt; TR-transfer; L-letters won; SQ-squadman (non-letterman)

2017 Personnel Analysis

Starters Returning (17)

OFFENSE (6): Stephen Baggett (TE), Quay Johnson (WR), Garrett McGhin (OG), Messiah Rice (OT), Brandon Smith (OT), Jimmy Williams (WR)

DEFENSE (6): Kiante Anderson (DE), Demage Bailey (DT), Colby Gore (CB), Corey Seargent (CB), Travon Simmons (FS), Jordan Williams (ILB)

SPECIALISTS (5): Quay Johnson (PR), Chris Love (KOR), Colton Oliver (SS), Caleb Pratt (KOS), Anthony Ratliff (DS)

Starters Lost (12)

OFFENSE (5): J.T. Boyd (C), Zay Jones (WR), Christian Matau (OG), Philip Nelson (QB), James Summers (RB)

DEFENSE (5): DaShaun Amos (SS), Justin Brown (DT), Demetri McGill (DT), Dayon Pratt (DE), Cam White (ILB)

SPECIALISTS (2): Worth Gregory (P/H), Davis Plowman (PK)

Lettermen Returning (50)

OFFENSE (21): Devin Anderson (RB), Stephen Baggett (TE), Des Barmore (OL), Trevon Brown (WR), Devin Carlos (TE), Deondre Farrier (WR), Malik Gray (WR), Davon Grayson (WR), Terrell Green (WR), Hussein Howe (RB), Quay Johnson (WR), Erik Lenzen (OL), Garrett McGhin (OL), Gardner Minshew (QB), Dalton Montgomery (OL), Messiah Rice (OL), Justin Sandifer (OL), Anthony Scott (RB), Brandon Smith (OL), Anthony Watley (TE), Jimmy Williams (WR)

DEFENSE (24): Kiante Anderson (DE), Randall Anderson (DE), Demage Bailey (DT), Tony Baird (ILB), Yiannis Bowden (DE), Joe Carter (ILB), Bobby Fulp (DB), Kendall Futrell (DE), Colby Gore (DB), Anthony Gutierrez (ILB), Trevian Hicks (DB), Shaun James (DT), Chris Love (DB), Mike Myers (DT), Travis Phillips (DB), Jalen Price (DT), Corey Seargent (DB), Travon Simmons (DB), Xavier Smith (DB), Devon Sutton (DB), Austin Teague (DB), Ray Tillman (ILB), Alex Turner (DT), Jordan Williams (ILB)

SPECIALISTS (5): Quay Johnson (PR), Chris Love (KOR), Colton Oliver (SS), Caleb Pratt (KOS), Anthony Ratliff (DS)

Lettermen Lost (28)

OFFENSE (15): Brandon Bishop (WR), J.T. Boyd (OL), Devaris Brunson (TE), Curtis Burston (WR), Jeffrey Coprich (WR), Will Dancy (OL), Kyle Erickson (OL), Shawn Furlow (RB), Bladen Gatling (OL), Brian Hardy (WR), Beau Huffman (TE), Zay Jones (WR), Christian Matau (OL), Philip Nelson (QB), James Summers (RB)

DEFENSE (11): Joe Allely (DE), DaShaun Amos (DB), DaShawn Benton (DB), Justin Brown (DT), Drayvon Fairley (ILB), Pat Green (ILB), Demetri McGill (DT), Dayon Pratt (DE), Fred Presley (DT), Terrell Richardson (ILB), Cam White (ILB)

SPECIALISTS (2): Worth Gregory (P/H), Davis Plowman (PK)

Non-Lettermen, Redshirts, Transfers, Signees (51)

OFFENSE (27): Sean Bailey (OL), Jayden Borders (WR), Trace Christian (RB), Tahj Deans (WR), Jack Doyle (OL), Tyshon Dye (RB), Jaison Fournet (OL), Nate Harvey (RB), Leroy Henley (WR), Cortez Herrin (OL), Reid Herring (QB), Kingsley Ifedi (QB), Austin Lee (OL), Cam Marshmon (WR), Matt Morgan (OL), Brandon Pena (OL), Darius Pinnix (RB), Blake Proehl (WR), Derrell Scott (RB), Dqmarcus Shaw (OL), Thomas Sirk (QB), D'Ante Smith (OL), John Spellacy (OL), Michael Swift (TE), Ockwan Tyson-Hart (WR), Mydreon Vines (WR), Eric Weber (TE)

DEFENSE (23): Taij Alston (DE), Bruce Bivens (ILB), Bennett Boateng (DT), Keyshawn Canady (DB), Gaelin Elmore (DE), Cannon Gibbs (ILB), Delvontae Harris (DB), Dedrick Hawkins (DB), Brandon Henderson (DL), Chandon Hickerson (DE), Marcus Holton, Jr. (DB), Tim Irvin (DB), C.J. Maybin (ILB), Rowe Mellott (DB), Ja-Quane Nelson (DL), Ben Norris (ILB), Tyree Owens (DL), Chance Purvis (DE), Raequan Purvis (DT), Aaron Ramseur (ILB), Davondre Robinson (DB), Kennan Solomon (DL), Kenyon Taylor (DB)

SPECIALISTS (1): Jake Verity (PK/P)

Pirates By Class (99)

SENIORS (*26): Kiante Anderson (DE), Randall Anderson (DE), Stephen Baggett (TE), Demage Bailey (DT), Devin Carlos (TE), Tyshon Dye (RB), Gaelin Elmore (DE), Bobby Fulp (DB), Davon Grayson (WR), Anthony Gutierrez (ILB), Trevian Hicks (DB), Quay Johnson (WR), Chris Love (DB), Mike Myers (DT), Colton Oliver (DS), Travis Phillips (DB), Justin Sandifer (OL), Anthony Scott (RB), Travon Simmons (DB), Thomas Sirk (QB), Brandon Smith (OL), Xavier Smith (DB), Austin Teague (DB), Ray Tillman (ILB), Jimmy Williams (WR), Jordan Williams (ILB); ***includes graduate students**

JUNIORS (25): Devin Anderson (RB), Des Barmore (OL), Bennett Boateng (DT), Yiannis Bowden (DE), Trevon Brown (WR), Joe Carter (ILB), Cannon Gibbs (ILB), Malik Gray (WR), Terrell Green (WR), Nate Harvey (RB), Brandon Henderson (DL), Marcus Holton, Jr. (DB), Shaun James (DT), Erik Lenzen (OL), Garrett McGhin (OL), Gardner Minshew (QB), Tyree Owens (DL), Brandon Pena (OL), Caleb Pratt (PK), Messiah Rice (OL), Derrell Scott (RB), Corey Seargent (DB), Dqmarcus Shaw (OL), Michael Swift (TE), Ockwan Tyson-Hart (WR)

SOPHOMORES (20): Tony Baird (ILB), Deondre Farrier (WR), Kendall Futrell (DE), Colby Gore (DB), Dedrick Hawkins (DB), Cortez Herrin (OL), Hussein Howe (RB), Tim Irvin (DB), Cam Marshmon (WR), C.J. Maybin (ILB), Rowe Mellott (DB), Dalton Montgomery (OL), Jalen Price (DT), Anthony Ratliff (DS), D'Ante Smith (OL), Devon Sutton (DB), Alex Turner (DT), Jake Verity (PK/P), Anthony Watley (TE), Eric Weber (TE)

FRESHMEN (28/12 redshirt, 16 true): Taij Alston (DE), Sean Bailey (OL), Bruce Bivens (ILB), Jayden Borders (WR), Keyshawn Canady (DB), Trace Christian (RB), Tahj Deans (WR), Jack Doyle (OL), Jaison Fournet (OL), Dalvontae Harris (DB), Leroy Henley (WR), Reid Herring (QB), Chandon Hickerson (DE), Kingsley Ifedi (QB), Austin Lee (OL), Matt Morgan (OL), Ja-Quane Nelson (DL), Ben Norris (ILB), Darius Pinnix (RB), Blake Proehl (WR), Chance Purvis (DE), Raequan Purvis (DT), Aaron Ramseur (ILB), Davondre Robinson (DB), Kennan Solomon (DL), John Spellacy (OL), Kenyon Taylor (DB), Mydreon Vines (WR)

Coaches



Head Coach



Scottie Montgomery

(Duke '00)

Scottie Montgomery is in his second season as head football coach at East Carolina University.

Montgomery, a North Carolina native who played an integral role leading Duke and the Pittsburgh Steelers to divisional championships and postseason play, was introduced as the Pirates' 21st head coach on December 14, 2015.

He followed his formal appointment by directing the Pirates to their second-highest single-season passing attack in school history during the 2016 campaign, averaging 334.7 air yards per game. Additionally, ECU generated 5,605 yards of offense (467.1 ypg), which stood as the fourth-highest seasonal total in the program's record books.

The Pirates ranked among the nation's Top 25 (of 128 FBS programs) in 11 different statistical categories in 2016, rating 6th in passing offense, 11th in completion percentage, 16th in fewest penalties, 18th in fewest penalty yards, 19th in defensive fourth down conversion percentage, 22nd in offensive fourth down conversion percentage, 23rd in total offense, 23rd

in blocked kicks, 23rd in blocked punts, 23rd in fewest penalty yards per game average and 24th in fewest penalties per game average.

From an individual standpoint, Montgomery helped Biletnikoff Award finalist Zay Jones capture FBS stat titles in receptions (158), receptions per game (13.2), receiving yards per game (145.5), while ranking 2nd in receiving yards (1,746) on the way to establishing NCAA career (399) and single-season standards in receptions before becoming a second-round draft choice of the Buffalo Bills. First-year ECU quarterback Philip Nelson also finished 7th in completion percentage (67.9) and 10th in completions per game (23.7).

His acceptance of the top East Carolina football position officially ended a two-year tenure as the Blue Devils' associate head coach, offensive coordinator and quarterbacks coach. Overall, Montgomery served on the Duke staff for seven seasons under head coaches Ted Roof (2006-07) and David Cutcliffe (2008-09, 2013-15) - five as receivers coach. He helped guide Duke to three-straight bowl appearances, including a 44-41 overtime victory against Indiana in the 2015 New Era Pinstripe Bowl at Yankee Stadium.

Montgomery's coaching experience in the National Football League spanned three seasons under Mike Tomlin's leadership. His work with



the Steelers' receivers in 2010, 2011 and 2012 resulted in two playoff appearances, the 2010 AFC North Division championship and a spot in Super Bowl XLV.

The 2015 campaign marked Montgomery's second as both primary offensive play-caller and quarterbacks coach at Duke, a program in which he starred as an All-Atlantic Coast Conference wide receiver from 1996 to 1999. Tasked with grooming new starting quarterback Thomas Sirk following the graduation of the school's all-time winningest signal-caller and All-ACC selection Anthony Boone, Montgomery encouraged balance to a unit that continued to display a consistent level of production.

Montgomery was recognized for his efforts as a one of three finalists for the American Football Coaches Association (AFCA) National Assistant Coach-of-the-Year Award in 2015. In addition, he was listed by *Athlon* as one of "College Football's 20 Best Coaches Under 40" - ranking among the top 13 coordinators in the country.

During his first year as offensive coordinator in 2014, Montgomery had oversight of an attack that tallied 421 points, the second-highest single-season total in program history. Only the 2013 squad, which Montgomery served as Duke's wide receivers coach, owns a better point total. In addition to a 32.4 scoring average, the Blue Devil offense also racked up 5,178 yards of total offense on the way to a 9-4 overall record and an appearance in the Hyundai Sun Bowl.

Over Montgomery's two-year stint as Duke's offensive coordinator, the Blue Devils featured two All-America selections along the offensive line (guard Laken Tomlinson in 2014, center Matt Skura in 2015), the ACC's all-time leader in pass receptions (Jamison Crowder) and record-setting running back Shaun Wilson, who finished the 2014 season with the highest yards per rushing attempt average (7.67) in school history. In the 2015 NFL Draft, Tomlinson was selected in the first round by the Detroit Lions while Crowder was a fourth-round choice of the Washington Redskins.

In 2013, Montgomery guided a Duke receiving unit that included Crowder, a first-team All-ACC pick, who set a conference single-season record with 108 pass receptions for 1,350 yards and eight touchdowns. The Blue Devils rolled to a 10-4 mark and captured the ACC's Coastal Di-

vision championship with a 6-2 ledger before falling to Texas A&M in a 52-48 shootout at the Chick-fil-A Bowl. Duke stood 22nd and 23rd in the final *USA Today/Coaches* and *Associated Press* polls, respectively, while ranking 24th in the last BCS listing.





The Montgomery Family (left to right) - Moses, Scottie, Ebony, Magnus and Cassius

Montgomery helped the Steelers to a three-year regular season record of 32-16, mentoring receivers such Hines Ward, Mike Wallace and Antonio Brown. A four-time NFL Pro Bowl selection, Ward finished his career as the organization's all-time leader in receptions (1,000), receiving yardage (12,083) and receiving touchdowns (85). Wallace earned a Pro Bowl bid in 2011 after catching 72 passes for 1,193 yards and eight touchdowns while Brown was the Steelers' team MVP in 2011 after becoming the first player in NFL history to amass 1,000-plus yards both receiving and on kick returns.

During his earlier four-year coaching stay at Duke, Montgomery directed several of the finest pass-catchers in school and ACC history in Eron Riley, Donovan Varner and Conner Vernon.

As a wide receiver for the Blue Devils from 1996 to 1999, Montgomery paced Duke in receiving three-straight seasons as a sophomore, junior and senior, and was a two-time team MVP selection in 1998 and 1999.

Montgomery closed his collegiate career with 171 catches for 2,379 yards and 13 touchdowns, which includes a career-high 60 receptions as a junior in 1998. On special teams, he finished his career ranking among Duke's all-time leaders in kickoff returns (63), kickoff return yards (1,515) and all-purpose yardage (4,188).

During his senior campaign in 1999, Montgomery established the school standard for all-purpose yards in a season with 1,565.

He played professionally with the NFL's Denver Broncos (2000-02) and Oakland Raiders (2003).

Montgomery, 38, was born in Shelby, N.C., and graduated from Burns High School before earning a bachelor's degree in cultural anthropology from Duke in 2000.

He is married to the former Ebony McDuffie of Detroit, Mich., and the couple has three sons - Cassius (7), Moses (4) and Magnus (2).

The Scottie Montgomery File

Coaching Experience:

2ND YEAR ON THE ECU STAFF

2016-2017	Head Football Coach <i>East Carolina University, Greenville, N.C.</i>
2014-2015	Assistant Head Coach/Offensive Coordinator/Quarterbacks Coach <i>Duke University, Durham, N.C.</i>
2013	Wide Receivers Coach <i>Duke University, Durham, N.C.</i>
2010-2012	Wide Receivers Coach <i>Pittsburgh Steelers (NFL), Pittsburgh, Pa.</i>
2006-2009	Wide Receivers Coach <i>Duke University, Durham, N.C.</i>

Playing Experience:

2003	Wide Receiver <i>Oakland Raiders (NFL), Oakland, Calif.</i>
2000-2002	Wide Receiver <i>Denver Broncos (NFL), Denver, Colo.</i>
1996-1999	Four-year letterwinner, wide receiver <i>Duke University, Durham, N.C.</i>
1992-1995	Four-year letterwinner, wide receiver <i>Burns High School, Shelby, N.C.</i>

Education:

2000	B.A. in cultural anthropology <i>Duke University, Durham, N.C.</i>
------------	---

Personal Data:

Full Name:	Scottie Austin Montgomery
Born:	May 26, 1978 at Shelby, N.C.
Wife:	the former Ebony McDuffie of Detroit, Mich.
Children:	Cassius (7), Moses (4) and Magnus (2)

Assistant Coaches



Ryan Anderson *Inside Linebackers Coach (Presbyterian '09)*

Ryan Anderson is in his second year as East Carolina's inside linebackers coach after officially accepting the position on the Pirates' staff on Jan. 8, 2016.

His acceptance to join the Pirates' staff concluded three years of service as a defensive assistant at Southeastern Conference member Vanderbilt from 2013 to 2015. During his last two seasons in Nashville, Anderson worked alongside current ECU defensive coordinator Kenwick Thompson and helped build the Commodore linebackers into one of the SEC's more notable units.

During his first campaign at East Carolina, Anderson's unit featured two of the team's top three tacklers in Jordan Williams (77) and Cam White (63).

Coaching primarily the Vandy inside linebackers and defensive ends in 2015, Anderson assisted a unit that statistically ranked among the NCAA's Top 25 in fourth down defense (4th), first down defense (5th), redzone defense (6th), third down defense (7th), most fumbles recovered (20th) and scoring defense (23rd) by allowing only 21.0 points per game. One of his top players, Zach Cunningham, earned *Associated Press* First-Team All-SEC honors after ranking among league leaders in tackles for loss (16.5), solo tackles (69) and overall stops (103), forced fumbles (4) and recovered fumbles (3).

In 2014, Anderson played a key role developing inside linebacker Nigel Bowden into a Freshman All-Southeastern Conference performer. Bowden topped all SEC first-year players in total tackles (78) and became the first rookie to pace Vanderbilt in stops since 1998.

The Commodore defense stood among the nation's best in several categories during Anderson's first campaign in Nashville in 2013, including passes intercepted (13th), turnovers gained (13th), pass defense (23rd) and total defense (23rd).

Anderson joined the Vanderbilt staff after serving as defensive line coach at Reinhardt (Ga.) University in 2012. During the 2010 and 2011 seasons, he worked at Cumberland (Tenn.) University as linebackers coach and recruiting coordinator, guiding the Phoenix to No. 1 and No. 9 NAIA rankings in third down defense and total defense, respectively.

His first coaching role came at E.C. Glass High School in Lynchburg, Va., where he mentored linebackers and tight ends in 2009.

Anderson was a standout linebacker at Presbyterian (S.C.) College, earning letters in 2006, 2007 and 2008. He received a bachelor's degree in psychology from PC in 2009 before adding a master's of education in community development & action from Vanderbilt in 2015.

He is married to the former Ashley Cook.

The Ryan Anderson File

Coaching Experience:
2ND YEAR ON THE ECU STAFF

2016-2017 **Inside Linebackers Coach**
East Carolina University, Greenville, N.C.

2013-2015 Defensive Graduate Assistant Coach
Vanderbilt University, Nashville, Tenn.
2012 Defensive Line Coach
Reinhardt University, Waleska, Ga.
2010-2011 Linebackers Coach
Cumberland University, Lebanon, Tenn.
2009 Linebackers/Tight Ends Coach
E.C. Glass High School, Lynchburg, Va.



Keith Gaither *Wide Receivers Coach (Elon '97)*

Keith Gaither is in his first season as wide receivers coach at East Carolina.

Gaither's acceptance of the position on the Pirates' staff on March 7 follows a brief tenure as Temple's receivers coach and two-season stay at Army West Point. He brings 20 years of overall coaching experience to ECU, including six at the Football Bowl Subdivision (FBS) level and 12 in the state of North Carolina.

Gaither directed the Black Knights' receiving corps during the 2015 and 2016 seasons. His pass catchers stood fourth nationally in yards per reception with a 17.9 average last fall during Army's successful 8-5 campaign, which included a 21-17 win over Navy and a 38-31 overtime victory against North Texas in the Zaxby's Heart of Dallas Bowl.

In his first year at West Point, Gaither coached Edgar Poe and DeAndre Bell to notable performances. Poe produced a trio of 100-yard receiving games and caught six touchdown passes, which was the most by a Black Knight since 2007, while Bell turned in career highs in receptions and yards as a senior.

Gaither was wide receivers coach at Ball State from 2011 to 2014 and helped guide the Cardinals to back-to-back bowl appearances following the 2012 (Beef 'O' Brady's) and 2013 (GoDaddy.com) seasons.

While on Pete Lembo's staff in Muncie, Gaither was responsible for a combined three All-Mid-American Conference first-team selections in 2012 and 2013, along with second-team and third-team All-MAC picks in 2014. One of his top pupils was Willie Snead, who set BSU single-season receiving records in yardage (1,516), catches (106) and touchdowns (15) in 2013.

Gaither also impacted his players off the field as Briggs Orsbon earned Capital One Academic All-America honors in 2011, while Connor Ryan was a Capitol One Academic All-District choice a year later. Orsbon completed his career as only the second receiver in Ball State history to record over 200 career catches.

During his two-year stint at Elon in 2009 and 2010, Gaither helped Terrell Hudgins establish 19 NCAA, Southern Conference and Phoenix records and to a runner-up finish in the voting for the 2009 Walter Payton Award, which formally recognizes the Football Championship Subdivision (FCS) Player-of-the-Year. Additionally, Gaither mentored All-America pass catcher and Baltimore Ravens draft pick Aaron Mellette while at Elon.

Gaither began his coaching career in 1997 as defensive backs coach at Greensboro (N.C.) College before moving to Tusculum (Tenn.) College for

the 1998 and 1999 campaigns. Following a five-year run as an assistant at alma mater Thomasville (N.C.) High School, Gaither returned to the college ranks as Winston-Salem State's recruiting coordinator and defensive backs coach from 2005 to 2008.

A four-year starter and two-time all-region performer as a member of the Phoenix secondary, Gaither earned his bachelor's degree in sociology from Elon in 1997.

Gaither is married (Holly) and has four children - Jonesha, Akeem, Madison and Hazel.

The Keith Gaither File

Coaching Experience:

1ST YEAR ON THE ECU STAFF

2017	Wide Receivers Coach <i>East Carolina University, Greenville, N.C.</i>
2017 (Jan. 23-March 6)	Wide Receivers Coach <i>Temple University, Philadelphia, Pa.</i>
2015-2016	Wide Receivers Coach <i>U.S. Military Academy, West Point, N.Y.</i>
2011-2014	Wide Receivers Coach <i>Ball State University, Muncie, Ind.</i>
2009-2010	Wide Receivers Coach <i>Elon University, Elon, N.C.</i>
2005-2008	Defensive Backs Coach <i>Winston-Salem State University, Winston-Salem, N.C.</i>
2000-2004	Assistant Coach <i>Thomasville High School, Thomasville, N.C.</i>
1998-1999	Assistant Coach <i>Tusculum College, Greeneville, Tenn.</i>
1997	Defensive Backs Coach <i>Greensboro College, Greensboro, N.C.</i>



Brandon Lynch

**Defensive Backs Coach
(Middle Tennessee '06)**

Brandon Lynch is in his first season as East Carolina's defensive backs coach after accepting the position on January 15.

His acceptance of the position on the Pirates' staff concludes four years of service at Northern Iowa where he directed the secondary since 2013 and was the program's associate head coach for defense during the 2015 and 2016 seasons.

While coaching the Panthers' defensive backs, Lynch played a key role for a 2016 unit that statistically ranked among the NCAA FCS level's Top 25 in defensive touchdowns (5th), total defense (9th), passes intercepted (12th), first down defense (13th), rushing defense (16th), team sacks (18), turnovers gained (21st) and scoring defense (23rd) by allowing only 22.0 points per game.

A year earlier, Lynch developed three of his secondary members into All-America performers, including consensus selection and Chicago Bears fourth-round draft choice Deiondre' Hall. Bolstered by Hall's school record for pick-sixes, UNI stood third nationally in turnovers forced and 13th in passes intercepted, while rating 16th in scoring defense.

Lynch mentored three All-Missouri Valley Football Conference picks in 2014 and helped the Panthers rank among the FCS's Top 15 in eight different statistical categories, including a No. 9 rating in total defense. Two of his players, Tim Kilfoy and Ray Mitchell, led the MVFC in interceptions and established a program career standard in interception return yards, respectively.

During his first year at Northern Iowa, Lynch tutored another trio of all-conference selections and assisted in a final No. 8 rank in scoring defense.

After earning an invitation to travel to Dallas and participate in the NCAA and NFL Coaching Academy in 2012, Lynch was selected for inclusion in the prestigious Bill Walsh NFL Minority Fellowship where he worked with defensive backs under the direction of former Minnesota Vikings head coach Leslie Frazier. He began his full-time coaching career as Lenoir-Rhyne's (N.C.) defensive backs coach and pass game coordinator in 2011 before making the move to UNI.

As a collegiate and professional player, Lynch was part of three championship squads. The two-year team captain helped Middle Tennessee to its first Sun Belt Conference title in 2001 before going on to play in the National Football League with the Tennessee Titans and Indianapolis Colts. After being a member of the 2007 Super Bowl champion Colts under coach Tony Dungy, Lynch signed with the Saskatchewan Roughriders and contributed in their successful quest for the Grey Cup.

Lynch, 34, earned a bachelor's degree in liberal arts from MTSU in 2006.

He and his wife Francesca are the parents of three children - daughters Jordan and Peyton, along with son Brandon II.

The Brandon Lynch File

Coaching Experience:

1ST YEAR ON THE ECU STAFF

2017	Defensive Backs Coach <i>East Carolina University, Greenville, N.C.</i>
2015-2016	Associate Head Coach/Defensive Backs Coach <i>University of Northern Iowa, Cedar Falls, Iowa</i>
2015-2016	Defensive Backs Coach <i>University of Northern Iowa, Cedar Falls, Iowa</i>
2012	Defensive Backs Assistant <i>Bill Walsh NFL Minority Coaching Fellowship, Minnesota Vikings, Minneapolis, Minn.</i>
2012	Participant <i>NCAA/NFL Coaching Academy</i>
2011	Defensive Backs Coach/Pass Game Coordinator <i>Lenoir-Rhyne University, Hickory, N.C.</i>



Shannon Moore

**Special Teams Coordinator/Tight Ends Coach
(Black Hills State '00)**

Shannon Moore is in his second season as special teams coordinator and tight ends coach at East Carolina, officially joining the Pirate staff on Jan. 2, 2016.

Moore directs ECU's punt, field goal, kickoff, return and coverage units, and in 2016, helped Worth Gregory become the first Pirate punter to earn all-conference honors since 2009.

In a similar capacity for two previous years at Florida International, he orchestrated the overhaul of one of the most improved special teams squads in Conference USA, if not nationally.

His 2015 edition topped the league and ranked among the country's best in punt return average (10.8 ypr), most blocked kicks (four) and fewest blocks suffered (zero). Moore's efforts at FIU followed eight seasons on the South Dakota State staff where he directed special teams play and worked with quarterbacks, tight ends and running backs.

His work rejuvenating the Golden Panthers' specialists were reflected in a No. 14 national rank in overall efficiency. In addition, his kickoff return coverage squad stood 30th among all FBS programs by allowing only 19.2 yards per attempt.

Individually, All-Conference USA performer Richard Leonard topped the league and ranked 23rd nationally with a punt return average of 10.7, while also rating 18th in the country in combined kick returns (787 yards) under Moore's leadership.

In 2014, Moore's punt return unit established a school record with an 18.2 average for a No. 2 national rank and his kickoff return team was 23rd after netting 23.0 per attempt. Leonard, who earned first-team all-conference honors and was a three-time C-USA Special Teams Player-of-the-Week selection, set a FIU single-season standard with a 23.8 yards-per-return clip.

Prior to his move to Miami, Moore spent the previous eight seasons in a variety of roles at South Dakota State under head coach John Stiegelmeier, coordinating special teams and coaching tight ends from 2010 to 2013 before his departure.

Moore coached the running backs and tight ends in 2006, 2007 and 2008, before taking on the duties of special teams coordinator and quarterbacks coach during the 2009 campaign. In 2010, Moore returned to coaching the tight ends, while retaining special teams responsibilities.

During his tenure with the Jackrabbits, Moore coached four all-conference running backs and a pair of all-conference tight ends. At running back, Kyle Minett developed into a two-time All-America honoree while ranking second in career rushing with 4,277 yards. Anthony Watson and Cory Koenig also ended their careers in the top five on SDSU's career rushing chart.

Moore played an instrumental role in the development of two-time All-Great West Football Conference tight end Chris Wagner, who later signed as a free agent with the Oakland Raiders. He also served as a mentor to tight end Colin Cochart, who earned first-team All-Missouri Valley Football Conference honors in 2010 and later signed with the Cincinnati Bengals.

The Jackrabbits consistently ranked among the top teams in the Missouri Valley Football Conference in several special teams categories under Moore's direction. SDSU ranked first or second in kickoff coverage in 2010 and 2011, while ranking among the Top 20 nationally for net punting in those respective campaigns as well. The Jackrabbits also stood ninth nationally for kickoff returns with an average of 23.86 yards per attempt in 2010.

In addition to his coaching duties, Moore performed a key role in the academic success of the South Dakota State football program, which led its league in the number of academic all-league selections in each of the eight seasons. In addition, six Jackrabbits earned Capital One Academic All-America honors, two received Football Championship Subdivision (FCS) Athletic Directors Association Postgraduate Scholarships and another pair were bestowed with NCAA Postgraduate Scholarships.

Moore previously served as a graduate assistant at SDSU during the 2003 and 2004 seasons, working with the running backs, tight ends and special teams while pursuing a master's degree in education administration. He later added a master's degree in sports administration from South Dakota State in 2007.

Before returning to Brookings, he served as head coach of the Wyoming Cavalry of the National Indoor Football League, where he compiled an 18-11 record over two seasons. In 2005, Moore led the Casper-based Cavalry to a franchise-best 10-5 record and a playoff berth, while also serving as the team's offensive coordinator.

A native of Gordon, Neb., Moore played three seasons at Black Hills (S.D.) State, where he earned a bachelor's degree in secondary education in 2000.

The Shannon Moore File

Coaching Experience:

2ND YEAR ON THE ECU STAFF

2016-2017	Special Teams Coordinator/Tight Ends Coach <i>East Carolina University, Greenville, N.C.</i>
2014-2015	Special Teams Coordinator <i>Florida International University, Miami, Fla.</i>
2010-2013	Special Teams Coordinator/Tight Ends Coach <i>South Dakota State University, Brookings, S.D.</i>
2009	Special Teams Coordinator/Quarterbacks Coach <i>South Dakota State University, Brookings, S.D.</i>
2006-2008	Running Backs/Tight Ends Coach <i>South Dakota State University, Brookings, S.D.</i>



Jason Nichols

Running Backs Coach (East Carolina '98)

Jason Nichols, a former record-setting receiver for the Pirates who followed his playing career with over 16 seasons of full-time collegiate coaching experience, is in his first year as running backs coach at East Carolina.

His acceptance of the ECU position on February 20, 2017 ended a one-year stay on the Western Carolina staff where he directed the Cata-mounts' running backs, including tailback Detrez Newsome who led the Football Championship Subdivision (FCS) with a school-record 2,343 all-purpose yards.

Before helping Newsome to a 1,031-yard, 10 touchdown rushing campaign and selection to three All-America squads in 2016, Nichols spent six seasons as an assistant coach at Louisiana-Monroe.

From 2010 to 2015, Nichols coached ULM wide receivers and served as passing game coordinator during his final year with the Sun Belt Conference member. His receiving corps flourished as five players garnered All-

Sun Belt accolades during his six-year stay. The Warhawks' pass catchers consistently ranked among SBC leaders, and in 2014, ULM was one of just six teams nationally to feature two receivers with 70-plus receptions.

Nichols also played an integral role on specials teams by coordinating a kickoff return unit that ranked among the FBS's Top 10 and featured All-America returner Luther Ambrose in 2011. Ambrose also led the Sun Belt in receptions per game and was second in TD catches in league play. Additionally, Nichols was recognized as the best recruiter at the mid-major level by *Rivals.com* in 2013.

Prior to his move to ULM, Nichols was a part of two Mid-American Conference coaching staffs in Ohio. He was on the Kent State sideline from 2005 to 2008 before joining the Toledo staff in 2009. While with the Golden Flashes, Nichols helped orchestrate one of the biggest turn-arounds in college football in 2006, guiding a one-win 2005 squad to a six-victory season a year later. He also mentored Najah Pruden, who finished as KSU's second-leading receiver in program history after amassing 2,131 yards and 15 touchdowns.

Nichols left his mark on the Toledo program in just one season, assisting a pair of Rockets eclipse the 1,000-yard receiving mark and earn All-MAC honors in 2009. Eric Page topped all freshmen in the NCAA with 82 receptions for 1,159 yards and seven touchdowns, while senior Stephen Williams had 79 catches for 1,065 yards and five TDs. Williams finished his career as Toledo's career leader in receptions and receiving yards before signing a free agent contract with the NFL's Arizona Cardinals.

As receivers coach at Appalachian State for three seasons (2002-2004), Nichols tutored one of the top pass-catching units in Mountaineer history that included Walter Payton Award finalist Davon Fowlkes. In addition to leading FCS, Fowlkes set school and Southern Conference standards for receptions, receiving yards and all-purpose yards in 2004. A year earlier, he coached a pair of 1,000-yard receivers, and in 2002, his squad combined for over 190 catches in ASU's spread scheme.

Nichols' first full-time coaching position was at Sacred Heart (Conn.), where he coached *Football Gazette's* I-AA Mid-Major Receiver-of-the-Year and I-AA Mid-Major All-America honoree Deveron Johnson. Johnson became the first player drafted out of the Northeast Conference (NEC) after he was taken by the Dallas Cowboys in the sixth round of the 2002 draft. Nichols also helped the Pioneers to a NEC title, an ECAC Bowl win and Mid-Major National Championship after an 11-0 mark in 2001.

During the course of his career, Nichols was selected to participate in two prestigious Bill Walsh NFL Minority Fellowships. He worked with the Pittsburgh Steelers' offensive staff in 2004 and the Jacksonville Jaguars' wide receivers and special teams in 2010.

Nichols started 44 of 46 contests at flanker during his four-year playing career at East Carolina from 1994 to 1997, helping coach Steve Logan and the Pirates to back-to-back St. Jude Liberty Bowl appearances.

Although he held ECU's career receptions record for 13 years, he currently ranks fourth on the list with 152, while also recording 1,557 receiving yards and nine touchdowns. As a senior in 1997, Nichols made 44 grabs for 346 yards, which followed a personal single-season best 502 yards in 1995. He also served as the program's top punt return specialist as a freshman, sophomore and junior, racking up a combined 270 yards on 43 returns.

After earning his bachelor's degree in business education from East Carolina in 1998, Nichols signed as a free agent with the Canadian Football League's Hamilton Tiger-Cats and later played for the Carolina Cobras in the Arena Football League in 2000 before initiating his coaching career as a graduate assistant at ECU in the spring of 2001.

Nichols, 42, is married to the former Nikki Howard and the couple have two children - Jayden and Amaya.

The Jason Nichols File

Coaching Experience:

2ND YEAR ON THE ECU STAFF

2017	Running Backs Coach <i>East Carolina University, Greenville, N.C.</i>
2016	Running Backs Coach <i>Western Carolina University, Cullowhee, N.C.</i>
2015	Wide Receivers Coach/Pass Game Coordinator <i>University of Louisiana Monroe, Monroe, La.</i>
2010-2015	Wide Receivers Coach <i>University of Louisiana Monroe, Monroe, La.</i>
2010	Wide Receivers/Special Teams Assistant <i>Bill Walsh NFL Minority Coaching Fellowship, Jacksonville Jaguars, Jacksonville, Fla.</i>
2009	Wide Receivers Coach <i>University of Toledo, Toledo, Ohio</i>
2005-2008	Wide Receivers Coach <i>Kent State University, Kent, Ohio</i>
2005	Offensive Assistant <i>Bill Walsh NFL Minority Coaching Fellowship Pittsburgh Steelers, Pittsburgh, Pa.</i>
2002-2004	Wide Receivers Coach <i>Appalachian State University, Boone, N.C.</i>
2001	Wide Receivers Coach <i>Sacred Heart University, Fairfield, Conn.</i>
2001 (spring)	Graduate Assistant Coach <i>East Carolina University, Greenville, N.C.</i>



Tony Petersen

Offensive Coordinator/Quarterbacks Coach (Marshall '90)

Tony Petersen, who has directed some of the nation's most exciting and prolific offenses which have paved the way for championships and bowl victories, is in his second year as East Carolina's offensive coordinator and quarterbacks coach after accepting the position on Dec. 31, 2015.

Petersen owns over 26 years of experience, including success as a coordinator in the Big Ten Conference and record-setting tenures guiding units at both Marshall and Louisiana Tech. His arrival at East Carolina ended a three-year stay in Ruston where he played a pivotal role in the Bulldogs' 18 combined victories and consecutive bowl titles in 2014 and 2015.

He followed by making an immediate impact at ECU in 2016, coordinating a unit that produced the second-highest single-season passing attack in school history with an average of 334.7 air yards per game. The Pirates also generated 5,605 yards of offense (467.1 ypg) during Petersen's inaugural year in Greenville, which stood as the fourth-highest sea-

sonal total in the program's record books.

Petersen's squad also ranked among the nation's Top 25 (of 128 FBS programs) in four different offensive statistical categories in 2016, rating 6th in passing, 11th in completion percentage, 22nd in fourth down conversion percentage and 23rd in total offense.

From an individual standpoint, Petersen played a key role helping Bilet-nikoff Award finalist Zay Jones capture FBS stat titles in receptions (158), receptions per game (13.2), receiving yards per game (145.5), while ranking 2nd in receiving yards (1,746) on the way to establishing NCAA career (399) and single-season standards in receptions. Additionally, he tutored first-year Pirate quarterback Philip Nelson to FBS national ranks in completion percentage (7th/67.9) and completions per game (10th/23.7).

Before his arrival at ECU, Petersen assisted Louisiana Tech to a 9-4 record, which included a 47-28 win over Arkansas State in the 2015 R+L Carriers New Orleans Bowl. He was formally named a nominee for the Broyles Award (national assistant coach-of-the-year) after the Bulldogs ranked among the Top 10 in school history in five different offensive categories - total yards, points scored, rushing touchdowns, touchdown passes and passing yards.

As Tech's quarterbacks coach, Petersen molded senior transfer Jeff Driskel into one of the nation's top signal-callers who earned Top 25 FBS statistical ratings in eight different offensive categories in 2015. The Bulldogs completed the regular season ranked 14th in the NCAA in passing offense and 17th in scoring offense with 37.5 points per game.

A year earlier in 2014, Petersen directed an offense that stood fifth at the FBS level in most improved scoring offense (37.4 ppg) as the Bulldogs powered their way to a 9-5 overall record that included a C-USA West Division title and a 35-18 win over Illinois in the Zaxby's Heart of Dallas Bowl.

A record-setting quarterback at Marshall, Petersen joined the Tech staff in January, 2013 after serving as the Thundering Herd's co-offensive coordinator for three seasons in the second of two stints at his alma mater.

Petersen's third season on Doc Holliday's staff at Marshall proved to be his best as he mentored sophomore quarterback Rakeem Cato to an impressive 2012 campaign. The C-USA MVP led the nation in completions per game (33.83) and passing yards per game (350.08) and finished third in TD passes (37), fourth in completion percentage (69.5) and fifth in total offense per game (352.67). The Herd topped the league in scoring offense, passing offense, total offense, pass efficiency, third down conversions and first downs. In the latter two categories, Marshall ranked second nationally.

Prior to his second stint at Marshall, Petersen spent the 2009 season as the assistant head coach and wide receivers coach at the University of South Dakota after serving as quarterbacks coach at Iowa State University for two years. While with the Cyclones, quarterback Bret Meyer finished his ISU career in 2007 with school records in passing yards and total offense.

From 1999 to 2006, Petersen was co-offensive coordinator, quarterbacks coach and eventually the passing coordinator at Minnesota, where quarterback Bryan Cupito set an all-time passing mark.

In Petersen's eight seasons during his first stint at Marshall, the Thundering Herd qualified for the postseason eight-straight times, winning Football Championship Subdivision (formerly NCAA Division I-AA) national championships in 1992 and 1996, and Mid-American Conference titles in both 1997 and 1998 when the school moved up to the FBS level.

Petersen served as wide receivers coach in 1992 and directly worked with eventual three-time Super Bowl Champion Troy Brown. Peterson served as quarterbacks coach for five of his previous eight years at Marshall and was offensive coordinator in 1998, coaching future NFL quarterbacks Chad Pennington and Byron Leftwich in that capacity.

As a player at Marshall, Petersen was named the 1988 Southern Conference Athlete-of-the-Year and the SoCon Offensive Player-of-the-Year in 1987 after leading the Herd to the NCAA Division I-AA National Championship Game with a school-record 35 touchdown passes. He set 16 Southern Conference single-season and career standards in passing and total offense, to go along with six Marshall single-season school marks before signing with the Minnesota Vikings as a free agent in 1989.

Petersen went to Marshall after a stellar career at Delta Community College in Stockton, Calif. He was drafted by the Kansas City Royals after his first season at Delta CC.

He earned his bachelor's degree in sports management and marketing in 1990 and master's degree in administration in 1995, both from Marshall.

Petersen and his wife Beth have three children - Andy, Nikki Nelson and Taylor.

The Tony Petersen File

Coaching Experience:

2ND YEAR ON THE ECU STAFF

2016-2017	Offensive Coordinator/Quarterbacks Coach <i>East Carolina University, Greenville, N.C.</i>
2013-2015	Offensive Coordinator/Quarterbacks Coach <i>Louisiana Tech University, Ruston, La.</i>
2010-2012	Assistant Head Coach/Co-Offensive Coordinator/Quarterbacks Coach <i>Marshall University, Huntington, W.Va.</i>
2009	Assistant Head Coach/Wide Receivers Coach <i>University of South Dakota, Vermillion, S.D.</i>
2007-2008	Quarterbacks Coach <i>Iowa State University, Ames, Iowa</i>
2005-2006	Passing Game Coordinator/Quarterbacks Coach <i>University of Minnesota, Minneapolis, Minn.</i>
2000-2004	Co-Offensive Coordinator/Quarterbacks Coach <i>University of Minnesota, Minneapolis, Minn.</i>
1999	Quarterbacks Coach <i>University of Minnesota, Minneapolis, Minn.</i>
1998	Offensive Coordinator/Quarterbacks Coach <i>Marshall University, Huntington, W.Va.</i>
1997	Quarterbacks Coach <i>Marshall University, Huntington, W.Va.</i>
1996	Tight Ends Coach <i>Marshall University, Huntington, W.Va.</i>
1993-1995	Quarterbacks Coach <i>Marshall University, Huntington, W.Va.</i>
1992	Wide Receivers Coach <i>Marshall University, Huntington, W.Va.</i>
1991	Running Backs Coach <i>Marshall University, Huntington, W.Va.</i>
1990	Offensive Graduate Assistant Coach <i>University of Kentucky, Lexington, Ky.</i>



Robert Prunty

**Associate Head Coach/Defensive Line Coach
(Alabama A&M '88)**

Robert Prunty, a four-time conference recruiter-of-the-year honoree with two different programs, is in his first year as associate head coach and defensive line coach at East Carolina

after officially joining the Pirates staff on Jan. 26, 2017.

Prunty's appointment at ECU closes out a four-year tenure at Cincinnati where he served as associate head coach and defensive ends coach since 2013 and co-defensive coordinator since 2014. In addition to impacting the Bearcat program, Prunty spent three seasons under Tommy Tuberville at Texas Tech from 2010 to 2012 directing the Red Raiders' defensive ends.

In seven combined seasons at the FBS level, Prunty was part of five bowl appearances, a conference co-championship and was recognized by *Scout.com* as the Big 12 Conference Recruiter-of-the-Year in 2010-11 and 2011-12 before earning similar honors as the American Athletic Conference's top recruiter in 2012-13 and 2013-14.

Prunty helped guide the Bearcats to the Belk, Military and Hawai'i Bowls in 2013, 2014 and 2015, respectively, and worked with 10 All-AAC defensive selections. Linebacker Eric Wilson was a first-team pick in 2016 after leading the league and standing fifth nationally with 10.8 tackles per game, while Cortez Broughton (2016), Silverberry Mouhon (2015, 2013), Terrell Hartsfield (2014) and Jordan Stepp (2013) were all honored as the conference's top linemen.

Before standing 11th among all FBS programs with 17 interceptions in 2016 and earning an Aloha Stadium postseason matchup against San Diego State in 2015, Cincinnati battled back from a 2-3 start with a seven-game win streak to finish the 2015 regular season with a 9-3 record and a share of the conference crown.

The Bearcats' defense was among the best in the country during Prunty's first campaign at UC in 2013, ranking in the Top 10 nationally in both rushing defense (6th/104.5 ypg) and total defense (9th/315.6 ypg). Cincinnati was also among the top 30 in 10 of the 11 primary defensive categories tracked in the national stats, including 14th in scoring defense (21.0 ppg).

While at Texas Tech, he was part of a strong defensive turnaround in 2012 as the Red Raiders finished the regular season ranked 39th at the FBS level in total defense after standing 114th in 2011. Lineman Kerry Hyder was an All-Big 12 selection after ranking third on the squad with 56 tackles and a team-leading 14.0 tackles for lost yardage and six sacks. He tallied 10.5 TFLs during Big 12 play alone to lead the conference.

Prunty, who joined the Red Raiders in 2010 from Hargrave Military Academy, put his mark on the TTU football program almost immediately after playing an integral part in signing the highest-rated recruiting class in school history in 2011. In addition to *Scout.com*, he was honored by *Rivals.com* as the Big 12 Conference's top-rated recruiter.

His player evaluation and relationship cultivation skills produced Texas Tech's second-highest rated class in school history a year later in 2012 and his efforts were saluted by both *Scout.com* and *Fox Sports*.

From 2002 to 2009, Prunty served as head football coach at Hargrave Military Academy where 27 of his players went on to the National Foot-

ball League (NFL) - two as first-round draft choices.

Prior to his tenure at Hargrave, Prunty led a resurgence at Gretna (Va.) High School as he redirected a program that lost 44 consecutive games between 1991 and 1995 into an 11-1 product during his final season in 2001. Gretna went on to become a powerhouse, winning multiple state championships.

Prunty is a Chatham, Va., native and a 1983 Hargrave Military Academy graduate. He earned his bachelor's degree in social work from Alabama A&M in 1988.

Prunty, 52, and his wife Kimberly are the parents of son Robert Prunty Jr., and daughter Gabrielle.

The Robert Prunty File

Coaching Experience:

F¹ YEAR ON THE ECU STAFF

2017	Associate Head Coach/Defensive Line Coach <i>East Carolina University, Greenville, N.C.</i>
2014-2016	Associate Head Coach/Co-Defensive Coordinator/Defensive Ends Coach <i>University of Cincinnati, Cincinnati, Ohio</i>
2013	Associate Head Coach/Defensive Ends Coach <i>University of Cincinnati, Cincinnati, Ohio</i>
2010-2012	Defensive Ends Coach <i>Texas Tech University, Lubbock, Texas</i>
2002-2009	Head Football Coach <i>Hargrave Military Academy, Chatham, Va.</i>
1993-2001	Head Football Coach <i>Gretna High School, Gretna, Va.</i>



Kenwick Thompson

**Defensive Coordinator/Rover Coach
(Harding '92)**

Kenwick Thompson is in his second season coordinating East Carolina's defensive unit.

He joined the Pirate staff on Dec. 23, 2015 after two seasons at Vanderbilt, where he most recently served as associate head coach and linebackers coach in 2015.

In 2015, he helped the Commodores to Top 25 FBS statistical rankings in fourth down defense (4th), first down defense (5th), redzone defense (6th), third down defense (7th), most fumbles recovered (20th) and scoring defense (23rd) by allowing only 21.0 points per game. His star pupil Zach Cunningham earned *Associated Press* First-Team All-SEC honors after ranking among league leaders in tackles for loss (16.5), solo tackles (69), overall stops (103), forced fumbles (4) and recovered fumbles (3).

A year earlier, Thompson was responsible for developing Stephen Weatherly into one of the team's most productive defenders. Moving from defensive end to outside linebacker, Weatherly finished the 2014 season by racking up a team-leading 12.5 tackles for loss.

Thompson was hired by Vanderbilt after spending the 2013 season as defensive coordinator at San Jose State in the Mountain West Conference and the six preceding years as an assistant at the University of California in the Pac-12 Conference.

While coaching the Spartan linebackers at San Jose State, Thompson helped senior captain Keith Smith to become just the second player in

school history to earn All-MWC honors for four years after leading the nation in total tackles with 159. In addition to Smith, Thompson also tutored First-Team All-MWC defensive back Bene Benwikere at SJSU. Benwikere matched the Spartan career record with 14 interceptions, including five picks as a senior. He also ranked among NCAA leaders with 16 passes defended.

From 2007 to 2012, Thompson worked as linebackers coach and recruiting coordinator at California, playing a key role assisting the Golden Bears to four bowl appearances. In 2012, he was elevated to associate head coach status.

In 2011, Thompson's linebacker corps helped the Golden Bears lead the Pac-12 in both total defense (332.9 yards) and pass defense (204.2 yards) during a 7-6 regular season that concluded with a Holiday Bowl appearance. Cal also topped the Pac-12 in total defense during the 2010 season.

Several of Thompson's linebackers at California earned all-conference accolades. Among his top players was Mychal Kendricks, who earned All-America honors and was selected as the Pac-12 Defensive Player-of-the-Year in 2011 before starring for the Philadelphia Eagles.

During his first tour of duty at San Jose State from 2001 until 2006, Thompson served in a variety of coaching roles under head coaches Fitz Hill and Dick Tomey. His positions included linebackers coach (2001-03), defensive line coach (2004), defensive tackles coach (2006), recruiting coordinator (2001-2004) and head strength and conditioning coach (2005).

From 1994 to 2000, Thompson was on the coaching staff at Texas Southern University, including the last five seasons as defensive coordinator. During the summer of 2000, he was a participant in the prestigious National Football League Minority Coaching Fellowship with the Oakland Raiders, working with the linebackers and defensive line.

As a collegiate player, he was a defensive standout and team captain at Harding (Ark.) University, earning all-conference honors as a senior and finishing his career as the school's all-time sack leader. Thompson earned his undergraduate degree in marketing and sales from Harding in 1992.

Thompson's first coaching position came in a player-coach capacity in the Italian-American Professional Football League in 1990. The following season, Thompson was named as a graduate assistant at his alma mater.

Thompson and his wife, Monica, have two sons, Jaxson and Jacob.

The Kenwick Thompson File

Coaching Experience:

2ND YEAR ON THE ECU STAFF

2017	Defensive Coordinator <i>East Carolina University, Greenville, N.C.</i>
2016	Defensive Coordinator/Outside Linebackers Coach <i>East Carolina University, Greenville, N.C.</i>
2015	Associate Head Coach/Linebackers Coach <i>Vanderbilt University, Nashville, Tenn.</i>
2014	Associate Head Coach/Outside Linebackers Coach <i>Vanderbilt University, Nashville, Tenn.</i>
2013	Defensive Coordinator/Linebackers Coach <i>San Jose State University, San Jose, Calif.</i>
2007-2012	Assistant Head Coach/Linebackers Coach <i>University of California, Berkeley, Calif.</i>
2006	Defensive Tackles Coach <i>San Jose State University, San Jose, Calif.</i>

2005	Football Strength & Conditioning Coach <i>San Jose State University, San Jose, Calif.</i>
2004	Defensive Line Coach <i>San Jose State University, San Jose, Calif.</i>
2001-2003	Co-Special Teams Coordinator/Linebackers Coach <i>San Jose State University, San Jose, Calif.</i>
2000	Linebackers/Defensive Line Assistant <i>Bill Walsh NFL Minority Coaching Fellowship Oakland Raiders, Oakland, Calif.</i>
1996-2000	Assistant Head Coach/Defensive Coordinator/Linebackers-Safeties Coach <i>Texas Southern University, Houston, Texas</i>
1995	Defensive Line Coach <i>Texas Southern University, Houston, Texas</i>
1994	Running Backs/Special Teams Assistant Coach <i>Texas Southern University, Houston, Texas</i>
1991-1992	Defensive Graduate Assistant Coach <i>Harding University, Searcy, Ark.</i>
1990	Inside Linebackers/Running Backs Coach <i>Italian-American Football Association, Florence, Italy</i>



Geep Wade

Offensive Line Coach
(Tennessee-Chattanooga '02)

Geep Wade is in second year as offensive line coach at East Carolina after formally joining the Pirate staff on Jan. 5, 2016.

After playing a pivotal three-year role helping Middle Tennessee rank among the nation's leaders in both rushing and passing, Wade immediately contributed to similar success at ECU as the Pirates stood among the FBS's Top 25 in four different offensive statistical categories in 2016 - rating 6th in passing, 11th in completion percentage, 22nd in fourth down conversion percentage and 23rd in total offense.

Wade's line was an integral part of an offensive unit that produced the second-highest single-season passing attack in school history with an average of 334.7 air yards per game. East Carolina also generated 5,605 yards of offense (467.1 ypg) during his first year in Greenville, which rated as the fourth-highest seasonal total in the program's record books. In all, the Pirates surpassed the 400-yard milestone in 11 of 12 games.

He concluded his tenure with the Blue Raiders in 2015 with an appearance in the Popeyes Bahamas Bowl, capping a stellar offensive performance which included 5,946 total yards and school records for passing yardage and touchdowns. His blockers paved the way for an aerial attack that ranked 15th nationally with an average of 311.7 yards per game, a year after his group opened holes for a unit that stood 30th among all FBS programs in rushing in 2014.

Three members of the Blue Raiders' offensive line - Jaylen Hunter (first team), Maurquice Shakir (honorable mention) and Chandler Brewer (freshman team) - were honored by Conference USA and gave quarterback Brent Stockstill ample time to produce a school-record 4,005 passing yards, which ranked 11th in the country. In addition, his crew was among the nation's toughest to penetrate, rating 15th in fewest tackles for loss allowed and 22nd in fewest sacks surrendered.

In 2013, Wade helped develop all-league performer Josh Walker while engineering a group that helped five different players eclipse the 100-

yard rushing milestone in a contest. The unit also played an integral role for an offense that ranked 31st nationally in rushing and topped Conference USA in ground yards during MT's eight-game league schedule on the way to an Armed Forces Bowl showing against Navy.

In all, the Blue Raiders amassed over 5,000 yards of offense in each of Wade's three seasons at Middle Tennessee.

Wade made his way to Murfreesboro from Marshall where he coached the offensive line in 2012. His 2012 squad helped Marshall register 365.0 passing yards per game (first in FBS), 534.2 yards of total offense (sixth) and 40.9 points a game (seventh), all C-USA highs. His line also withstood the pounding of an FBS-high 90.6 plays per game that generated 24 rushing touchdowns. The offense also produced just over 20 plays of 10 yards or longer per game to lead the nation.

He spent two seasons leading the offensive line at alma mater Tennessee-Chattanooga, while also serving as the recruiting coordinator. He returned to the sidelines for his second stint as an assistant coach at UTC after serving on the Mocs' staff in 2002 following his graduation.

Wade was in charge of the tackles and tight ends during the 2010 campaign, helping Chris Harr (OT) and Garrett Hughes (TE) to first-team All-Southern Conference honors. The play of the offensive line allowed the Mocs to finish 11th among all FCS programs in total offense (430 ypg), while the unit threw for an average of 277 yards, second in the SoCon and eighth nationally.

Wade spent the previous four seasons as an assistant coach at Tennessee-Martin, serving as the offensive coordinator in 2009. In 2008, the Skyhawks posted an 8-4 overall record, ranking fourth in the country in scoring offense (37.33).

In 2007, Wade and the Skyhawk offense ranked No. 1 in the Ohio Valley Conference in total offense (433 ypg) and points scored per game (33.36). The team finished first in rushing offense (218.5 ypg) in the OVC, 12th in the nation.

Before coming to UT Martin in 2006 with head coach Jason Simpson, Wade was an offensive line coach at Western Carolina and Midwestern (Texas) State. He also enjoyed a stint at Tennessee where he was an offensive line graduate assistant for the Volunteers in 2004, the same year the team won the Southeastern Conference East Division title and the Cotton Bowl. In 2003, Wade coached the offensive line and served as the recruiting coordinator at Mars Hill College.

Wade was a team captain and an offensive lineman at UTC from 1999 to 2001, earning his bachelor's degree in business management in 2002.

He is married to the former Amy Howell of McKenzie, Tenn. The couple has two children - Emma Kate and Jackson.

The Geep Wade File

Coaching Experience:

2nd YEAR ON THE ECU STAFF

2016-2017	Offensive Line Coach <i>East Carolina University, Greenville, N.C.</i>
2013-2015	Offensive Line Coach <i>Middle Tennessee State University, Murfreesboro, Tenn.</i>
2012	Offensive Line Coach <i>Marshall University, Huntington, W.Va.</i>
2010-2011	Offensive Line Coach <i>University of Tennessee at Chattanooga, Chattanooga, Tenn.</i>

2009	Offensive Coordinator/Offensive Line Coach <i>University of Tennessee at Martin, Martin, Tenn.</i>
2006-2008	Run Game Coordinator/Offensive Line Coach <i>University of Tennessee at Martin, Martin, Tenn.</i>
2005	Offensive Line Coach <i>Midwestern State University, Wichita Falls, Texas</i>
2004	Offensive Graduate Assistant Coach <i>University of Tennessee, Knoxville, Tenn.</i>
2003	Offensive Line Coach <i>Mars Hill University, Mars Hill, N.C.</i>
2002	Offensive Line Staff Assistant Coach <i>University of Tennessee at Chattanooga, Chattanooga, Tenn.</i>



David Mackie

Quality Control Coordinator/Defense (Georgia '05)

After helping direct East Carolina's record-setting special teams squad in 2015, David Mackie is in his second year as defensive quality control coordinator.

Prior to his arrival in Greenville, Mackie served as wide receivers coach, defensive backs coach, director of strength and conditioning, and the special teams coordinator for Hardaway (Ga.) High School from 2010 to 2014. While directing Hardaway's strength program, he earned his USA Weightlifting certification.

During his tenure both HHS and Georgia Military College, Mackie helped develop 18 players who later went on to play collegiate football at the Division I level.

Mackie graduated from the University of Georgia in 2005 with a bachelor's degree in history and followed with master's in business administration from Troy University in 2010. He also earned secondary history education certification from Columbus State (Ga.) University.



Damon Magazu

Defensive Graduate Assistant Coach (East Carolina '13)

Damon Magazu, one of the most highly-regarded secondary performers in East Carolina history, rejoined the Pirate football family in 2016 as a defensive graduate assistant coach.

After completing his ECU playing career in 2013 and working out with several NFL organizations, Magazu opted to formally get into the coaching profession after working as a business development manager for Wells Fargo in Charlotte since 2015.

His distinguished playing career, which began in 2010, included appearances in 50 games, 37 starts, 265 tackles and 11 interceptions - none perhaps any bigger than his rookie-year pick against NC State's Russell Wilson in the Pirate endzone which preserved ECU's 33-27 overtime win at Dowdy-Ficklen Stadium.

The oft-elected team captain was a two-time All-Conference USA selection who earned the program's defensive player-of-the-year award in 2013, was a Rock Roggeman Heart-of-the-Pirate Award honoree and

recipient of the 2014 National Football Foundation and College Hall of Fame Bill Dooley Chapter Outstanding Scholar Athlete Award.

Magazu graduated from ECU in 2013 with a bachelor's degree in business administration. While an undergraduate student, he was a multiple Dean's List selection before completing his education with an overall grade point average of 3.3.



Phillip Mitchell
Offensive Graduate Assistant Coach
(East Carolina '14)

Phillip Mitchell is in his third season with the Pirates' offense as a graduate assistant coach.

Mitchell assisted East Carolina's full-time staff during the 2015 campaign with practice sessions, game plan meetings, recruiting, video analysis and opponent scouting.

Before joining the Pirate staff, Mitchell served as defensive backs coach for Princeton (N.C.) High School in 2014 and in the spring of 2015. He worked hand-in-hand with the defensive coordinator to break down film, assisted in the weekly opponent preparation and created offensive play cards for the scout team.

As an undergraduate at ECU, Mitchell was a student assistant coach on Ruffin McNeill's staff and worked directly with former defensive coordinator Brian Mitchell and former special teams coordinator Kirk Doll. Additionally, he contributed valuable efforts during summer football camps.

Mitchell earned a bachelor's degree in physical education from ECU in 2014, graduating with a 3.5 grade point average.



Donovan Varner
Offensive Graduate Assistant Coach (Duke '11)

Donovan Varner begins his second season on Scottie Montgomery's East Carolina staff as an offensive graduate assistant coach.

Varner accepted the offer to return to the collegiate game after spending the four years as a football coach and teacher at Gulliver Preparatory School in Miami, Fla. He was charged with facilitating workouts for over 40 student-athletes, enhance player techniques and performance, and motivating students both in the classroom and on the field. In addition, Varner served as a fitness coach and trainer for all of Gulliver Prep's athletes, focusing on

increasing speed, strength and conditioning.

Varner enjoyed an illustrious playing career as a wide receiver at Duke, earning First-Team All-Atlantic Coast Conference honors in 2009 before being also cited as the Blue Devils' top pass catcher in 2011. He was also selected to the ACC Academic Honor Roll for three consecutive years and ultimately graduated from Duke in 2011 with a bachelor's degree in sociology, markets and management certificate.

After completing his collegiate career, Varner earned a roster position with the Hamilton Tiger-Cats in the Canadian Football League as a wide receiver during the 2013 season.



Brandon Williams
Defensive Graduate Assistant Coach
(East Carolina '15)

After keying East Carolina's defense from the inside linebacker position as a junior and senior, Brandon Williams continues to help guide Pirate tacklers as a second-year defensive

graduate assistant coach.

The 2017 campaign marks Williams' third overall as a coach after assisting former defensive line coach Marc Yellock as a quality control aide and contributing efforts during ECU's on-campus recruiting activities.

A four-year letterman from 2011 to 2014, Williams turned in his best season as a senior by standing second on the squad (and fifth in the American Athletic Conference) with 124 tackles – 54 of those coming as solo hits. He was a nine-time team captain selection before earning All-AAC honors after leading the Pirates to the Birmingham Bowl.

Williams played in all 13 contests and delivered 69 tackles as a junior to earn the program's most improved defensive player-of-the-year accolades.

He graduated from East Carolina in 2015 with a bachelor's degree in criminal justice.



Garret Vanhoy
Student Assistant Coach



Hunter Williams
Student Assistant Coach

Support Staff



Terrell Smith

**Assistant AD for Football Operations
(Duke '04)**

Terrell Smith is in his second year as East Carolina's Assistant Athletics Director for Football Operations.

Immediately prior to his appointment at ECU on Dec. 23, 2015, Smith served as director of football operations at Duke under head coach David Cutcliffe. His latest tenure at his alma mater also followed a combined five years in player development and recruiting roles under Cutcliffe and Ted Roof spanning from 2006 to 2011.

Smith was the Blue Devils' top liaison with the school's academic support, admissions, financial aid and housing departments, while also managing program budgets for meals and recruiting. He also coordinated all logistical facets of Duke's team travel operation, serving as the key contact regarding air and bus transportation as well as the establishment of road lodging headquarters.

Before rejoining the Blue Devils' staff in July, 2015, Smith was in Chapel Hill as North Carolina's Assistant Director of Player Personnel for five months after spending two years at Massachusetts College of Liberal Arts where he served as the assistant director of admission for multicultural recruitment.

In addition to his earlier stay at Duke, he worked in various football administrative and coaching capacities at Oklahoma State and Lenoir-Rhyne.

Smith was assistant director of football recruiting for head coach Mike Gundy and the Cowboys in 2011 and 2012, which followed player development and football relations positions in Durham beginning in 2006.

Smith earned his bachelor's degree in political science from Duke in 2004 before adding a master's in humanities in 2006.

A native of Wingate, N.C., Smith co-captained the Blue Devils as a senior in the fall of 2003 and earned co-team MVP and second-team All-Atlantic Coast Conference honors after recording 140 tackles from his safety position. In 40 career games, Smith racked up 321 stops and netted three interceptions.

After completing his undergraduate work, Smith worked one year on the coaching staff at Lenoir-Rhyne before returning to his alma mater. He initially served as a graduate assistant coach in 2005 before making the move to the player development office.

The Terrell Smith File

Administrative Experience:

2ND YEAR ON THE ECU STAFF

2016-2017	Assistant AD for Football Operations <i>East Carolina University, Greenville, N.C.</i>
2015	Director of Football Operation <i>Duke University, Durham, N.C.</i>
2015 (spring)	Assistant Director of Player Personnel <i>University of North Carolina, Chapel Hill, N.C.</i>
2013-2014	Assistant Director of Admission for Multicultural Recruitment <i>Massachusetts College of Liberal Arts, North Adams, Mass.</i>

2011-2012	Assistant Director for Football Recruiting <i>Oklahoma State University, Stillwater, Okla.</i>
2008-2010	Assistant Director of Football Operations <i>Duke University, Durham, N.C.</i>
2007	Director of Player Development <i>Duke University, Durham, N.C.</i>
2006	Assistant Director of Player Development <i>Duke University, Durham, N.C.</i>
2005	Defensive Graduate Assistant Coach <i>Duke University, Durham, N.C.</i>
2004	Assistant Football Coach <i>Lenoir-Rhyne College, Hickory, N.C.</i>



Brian Overton

**Director of Player Development
(Elizabeth City State '04)**

Brian Overton is in his sixth overall season at East Carolina and second as director of player development on Scottie Montgomery's staff. He initially joined the Pirate family as director of football operations and player personnel on January 3, 2012.

Overton has oversight of the program's life skills, leadership and community relations initiatives in addition to assisting with recruiting activities.

Prior to his appointment at East Carolina, Overton served as a football operations assistant at the University of North Carolina for three years. He played a pivotal role in the Tar Heels' on-campus recruiting efforts in addition to providing ancillary support with team travel, high school summer camps, video maintenance and office management.

While Overton developed and coordinated UNC's game day operations effort for recruiting visits, his contributions reached far beyond establishing detailed weekend itineraries. As a recruiting liaison to the department's compliance office, he helped administer a program that documented all official visits, evaluations, contacts and phone calls. Overton also provided direct oversight of the Tar Heels' entire prospect video database, a duty that ranged from an initial screening to a final written coaches' evaluation.

Before accepting a position on the North Carolina staff, Overton spent nine years coaching at the high school level. He earned his first assignment as an assistant coach and recruiting coordinator at alma mater Hertford County (N.C.) High School in 2001. In addition to traditional in-season responsibilities, Overton supervised academic progress, coordinated unofficial college visits, conducted fundraisers for team and individual summer camp participation and organized community service activities until his departure in 2007.

He spent one season at Greene Central (N.C.) High School where he was the Rams' co-offensive coordinator. He also served as the Shrine Bowl Combine Co-Coordinator, a job which involved host site selection and set up, film evaluation and on-site logistical organization.

Overton returned to the Bears' program at Hertford County High School for the 2008 and 2009 campaigns as offensive coordinator and quarterbacks coach before moving to Chapel Hill.

During his tenure at North Carolina, Overton was active in community relations activities such as Habitat For Humanity, 911 Tribute (for local fire stations), UNC Blood Drive and the school's "Share Your Holiday" effort - a shopping, wrapping and gift delivery endeavor for the needy during Christmas.

He completed his bachelor's degree in health and physical education from Elizabeth City (N.C.) State University in 2004.

Overton, 36, is married to the former Tania Denise Williams of Edenton, N.C., and the couple are the parents of two boys - Malachi (13) and Lucas (11).

The Brian Overton File

Administrative Experience

6TH YEAR ON THE ECU STAFF

2016-2017	Director of Player Development East Carolina University, Greenville, N.C.
2012-2015	Director of Football Operations/Personnel East Carolina University, Greenville, N.C.
2009-2011	Football Operations Assistant University of North Carolina, Chapel Hill, N.C.
2007-2009	Offensive Coordinator/Quarterbacks Coach Hertford County High School, Ahoskie, N.C.
2007	Co-Offensive Coordinator/Shrine Bowl Combine Co-Coordinator Greene Central High School, Snow Hill, N.C.
2001-2007	Assistant Football Coach/Recruiting Coordinator Hertford County High School, Ahoskie, N.C.



Ethan Johnson

Director of Player Personnel (Liberty '05)

Ethan Johnson is in his second year as director of player personnel at East Carolina, formally accepting the position on Jan. 5, 2016.

Johnson's arrival in Greenville follows 10 years of service as assistant director of player personnel at Duke, where he contributed a key role in all phases of the Blue Devils' recruiting efforts.

His primary responsibility was the organization of campus visits for prospects, which included travel arrangements, campus tours and catered meals as well as the coordination of one-on-one meetings with coaches, academic leadership and faculty members.

Johnson also cultivated relationships with student-athletes and assisted in the evaluation of their academic development potential based on previous performance, career interests and personal goals.

While at Duke, Johnson assisted current ECU Assistant AD for Football Operations Terrell Smith (2006 to 2011) and offered ancillary support with camps and clinics, administrative management, walk-on and tryout programs, budgeting, on-field recruiting evaluation and the enhancement of various video, software and social media platforms.

Johnson earned his bachelor's degree in sport management from Liberty in 2005.

He owns NCAA (recruiting) and American Sport Education Program (ASEP) certification in addition to active membership and participation in Big Brother Mentoring, Fellowship of Christian Athletes and the American Football Coaches Association.

Johnson and his wife Sarit are the parents of two children - Noah and Cooper Wing.

The Ethan Johnson File

Administrative Experience:

2ND YEAR ON THE ECU STAFF

2016-2017	Director of Player Personnel East Carolina University, Greenville, N.C.
2006-2015	Assistant Director of Player Personnel Duke University, Durham, N.C.



Dorian Jackson

Assistant Director of Player Personnel
(Old Dominion '12)

Dorian Jackson begins his third season at East Carolina and first as an assistant director of player personnel for the Pirates.

Prior to his move to the football program, Jackson served two years as the director of creative services, a position he began on June 8, 2015. He was responsible for oversight, coordination and development of all ECU Athletics sales publications, advertising efforts across all platforms, the creation of digitally designed images to support digital and social media directives and serve as a brand manager to ensure consistency in the department's graphic identity.

Jackson arrived at ECU after nearly two years as a creative services and marketing assistant at Old Dominion University, where he began working in October, 2013. He assisted with the planning, development and execution of promotions for the Monarchs' 18 athletics programs, while also responsible for creating page layouts for printed materials with graphics and publication software.

He began his professional career as an intern at ODU in January of 2012, before eventually being elevated into a graduate assistant role in the marketing office from August of 2012 until May of 2013.

Jackson was a three-year letterman on the Monarchs' football team from 2009 to 2011 and earned Colonial Athletic Association All-Academic Team honors as a senior. He graduated from ODU in 2012 with a degree in sport management and a minor in marketing before completing his master's degree at his alma mater the following year.

A member of the National Association of Collegiate Marketing Administrators (NACMA), Jackson was the recipient of the 2017 Mike Cleary NACMA Convention Stipend.

The Dorian Jackson File

Administrative Experience:

3RD YEAR ON THE ECU STAFF

2017	Assistant Director of Player Personnel East Carolina University, Greenville, N.C.
2015-2017	Director of Athletics Creative Services East Carolina University, Greenville, N.C.
2013-2015	Creative Services/Marketing Staff Assistant Old Dominion University, Norfolk, Va.

2012-2013 Creative Services Graduate Research Assistant
Old Dominion University, Norfolk, Va.
 2012 Marketing & Promotions Intern
Old Dominion University, Norfolk, Va.



Jeff Connors
Assistant AD for Strength and Conditioning
(Salem, W.Va. '80)

Jeff Connors enters the seventh year of his second tour of duty as assistant athletics director for strength and conditioning at East Carolina after rejoining the Pirates' staff Jan. 21, 2011.

Connors took over ECU's top athletic performance position after spending 10 seasons on the University of North Carolina staff as strength and conditioning coordinator and assistant athletics director, a title he was elevated to a year after his arrival in 2001.

His current assignment at East Carolina marks his second stint with the Pirate program after an earlier 10-year strength and conditioning leadership tenure with head football coaches Bill Lewis (1991 season) and Steve Logan (1992-2000). In all, Connors' efforts helped produce eight bowl appearances, four post-season victories, 16 National Football League draft selections and representation in two final Top 25 polls (9/1991, 23/1995).

He is also credited for playing an integral role in the design and development of the Pirates' 22,000-square-foot strength and conditioning facility inside the Murphy Center, which opened in 2002 after his departure.

Connors has been honored as a Master Strength & Conditioning Coach by the Collegiate Strength and Conditioning Coaches Association (CSCCA). The Master Strength & Conditioning Coach certification is the highest honor that can be achieved as a strength and conditioning coach, representing professionalism, knowledge, experience, expertise and longevity in the field.

Connors reached the pinnacle of his profession in 2016 when he was inducted into the USA Strength & Conditioning Coaches Hall of Fame. Additionally, he was selected as the National Strength and Conditioning Association's College Strength and Conditioning Coach-of-the-Year, becoming the 36th recipient of the award.

Another one of Connors' highest personal accomplishments was his induction into the Washington-Greene Chapter of the Pennsylvania Sports Hall of Fame in 2011. Fittingly, his entry came on the 15th anniversary of the selection of his father and former high school coach, William D. Connors, into the same Hall. Additionally, Connors' place in the Washington-Greene Chapter of the PSHOF puts him alongside distinguished names such as Barry Alvarez, Marvin Lewis, Ralph Cindrich, John Banaszak, Hal Hunter and Cary Kolat to name a few.

Three years later, in 2014, Connors was one of only 25 invitees nationally to attend the United States Marine Corps Executive Forum (MCEF) at the Pentagon in Arlington, Va.

In addition to helping develop some of the top players in UNC's program, including Julius Peppers, Jason Brown, Ronald Curry, David

Thornton, Kentwan Balmer and Hakeem Nicks, 73 of 77 all-time football strength and conditioning records were bettered during Connors' stay in Chapel Hill.

Connors also maintained department-wide responsibilities for the Tar Heels, conducting the strength and conditioning program for the four-time Atlantic Coast Conference champion and two-time Final Four participant women's basketball team, while also training the wrestling squad.

Before accepting the East Carolina position prior to the 1991 campaign, Connors was the head strength and conditioning coach at Bucknell from 1987 to 1990.

Connors, 61, is a frequently requested speaker asked to present his strength and conditioning program and philosophies to clinics and conferences across the country. He was also a competitive powerlifter who won four state titles in powerlifting and held a ranking as high as fourth nationally. Connors holds Level I certification in Olympic Weight Lifting by the U.S. Weight Lifting Federation and has had numerous articles published in *Wrestling USA*, *NSCA Journal*, *Training and Conditioning Magazine* and *Bigger Faster Stronger Journal*.

In 2013, Connors authored his first book - *Strength Coach, A Call To Serve* - which not only chronicles his illustrious career, but outlines a distinctive philosophy he has crafted during his calling in the profession. The part-memoir, part-training manual offers readers inspirational and spiritual insight into both his heart and head.

A 1980 graduate of Salem (W.Va.) College, Connors was a four-year starter at cornerback and was team captain as a senior. He led Salem in interceptions as a sophomore and junior.

After college, Connors served as a police officer in Palm Beach County (Fla.) for two years. Prior to becoming a strength coach, he coached high school football and wrestling at The Benjamin School in North Palm Beach, Fla., and coached linebackers at the Tennessee Military Institute in Sweetwater, Tenn.

Connors and wife Michele are the parents of two children - daughter Kaitlin and son Beau.

The Jeff Connors File

Coaching Experience:
17TH YEAR ON THE ECU STAFF

2011-2017	Assistant AD for Strength and Conditioning <i>East Carolina University, Greenville, N.C.</i>
2001-2010	Assistant Athletics Director/Strength and Conditioning <i>University of North Carolina, Chapel Hill, N.C.</i>
(1994-2001)	Owner/Director/Personal Trainer <i>Elite Fitness Trainers, Inc., Greenville, N.C.</i>
1991-2001	Director of Strength and Conditioning <i>East Carolina University, Greenville, N.C.</i>
1988-1991	Director of Strength and Conditioning & Wrestling Recruiting Coordinator <i>Bucknell University, Lewisburg, Pa.</i>
1983-1988	Head Wrestling Coach & Assistant Football Coach <i>The Benjamin School, North Palm Beach, Fla.</i>
1982-1983	Fitness Director & Linebackers Coach <i>Tennessee Military Institute, Sweetwater, Tenn.</i>



Alex Folken
Assistant Director of Player
Personnel



Ann Hoggard
Administrative Assistant/Coach
Montgomery



Kevin Slattery
Staff Assistant/Recruiting



Brittany Smith
Administrative Staff Assistant/
Defense



Chuck Young
SPORTworks Ministry

Administrative/Operational Support Staff



Malcolm Gray
Director of Communications
(East Carolina '96)

Malcolm Gray is in his 13th year as a full-time member of the East Carolina Athletics Communications staff, 15th overall, where he serves as the secondary football and primary media contact for the baseball program.

Gray enters his 12th season as the secondary football contact (2004-09, 2012-present) assisting in all aspects of public relations for a Pirate program that won back-to-back Conference USA titles (2008-09) and appeared in seven bowl games. He was instrumental in helping East Carolina earn a pair of Football Writers Association of America (FWAA) "Super 11" Awards for media relations services in 2009 and 2014.

The Greenville, N.C. native and 1996 ECU graduate worked as the summer press officer with USA Baseball in 2010 where the Collegiate National Team (CNT) posted a 16-3 record and finished second at the FISU World University Championships in Tokyo, Japan. A year later, he ran the press services at the USA Baseball National Training Complex in Cary, N.C. for the 2011 Tournament of Stars and 18U National Team Trials, which captured gold at the COPABE 18U/AAA Pan American Championships in Cartagena, Columbia.

Gray, who completed his master's degree in sports management in 2004, has also worked on the media relations committees at the 2002 and 2003 NCAA Women's Soccer College Cup (Cary, N.C.), 2004 NCAA Men's Basketball Tournament (Raleigh, N.C.), 2009 BCS National Championship Game (Miami, Fla.) and most recently at the 2013, 2014, 2015 and 2016 College World Series (Omaha, Neb.).

He is a member of the National Collegiate Baseball Writers Association (NCBWA), serving as the organization's President during the 2016-17 season.

Gray is also a long time member of College Sports Information Directors of America (CoSIDA), FWAA and the U.S. Basketball Writers Association (USBWA).



Addison Harvey
Football Video Operations Coordinator
(East Carolina '11)

A member of East Carolina University's video production team since his arrival in 2007, Addison Harvey is the coordinator of football video operations - a position he was elevated

into in July of 2014.

Harvey handles video editing and organization of film for ECU's football program, while producing recruiting tapes and managing student workers in the department.

Harvey was a four-year undergraduate student assistant with the video department from 2007-11, before being hired as a graduate assistant from 2011-14 and eventually promoted to his current position.

A Greenville, N.C. native, Harvey earned his bachelor's degree in communication at East Carolina in 2011, before completing his master's degree in recreational services and interventions at his alma mater in 2014. He is a member of the Collegiate Sports Video Association.

Harvey married his wife Lauren in June of 2012 and the couple are the parents of a son, Logan (1).



Tom McClellan
Assistant AD for Communications
(Sam Houston State '87)

Tom McClellan is in his 14th year heading the East Carolina Athletics Communications division after an eight-year tenure as Assistant Athletics Director for Media Relations at Georgia

Southern University.

His efforts at ECU were publicly recognized in 2009 and 2014 as a "Super 11" Team Member (Top 11 FBS sports information offices for outstanding services provided) by the Football Writers Association of America (FWAA) after working primarily with the Eagles' six-time national champion football program while at GSU.

McClellan spent four years as Sports Information Director at Stetson (Fla.) University from 1992 to 1996 where he served as media coordinator for the First and Second Rounds of the NCAA Division I Men's Basketball Southeast Regional at Orlando Arena in 1993 and 1996.

McClellan, 52, earned his B.A. in journalism/public relations from Sam Houston State University in 1987. In 1997, he was the recipient of SHSU's Distinguished Journalism Alumni Award.

McClellan is married to the former Joanne Langseth of Deer Park, Texas, and the couple are the parents of daughter Jessica – a junior at UNC Wilmington.



Brian Meador

***Director of Video Production
(East Carolina '96)***

Brian Meador joined East Carolina University Athletics in 2010 and currently serves as the Director of Video Production.

In his current role, Meador produces exclusive video content for ECU's football, basketball and baseball coaches shows, while handling numerous game day and video board responsibilities for East Carolina home sporting events.

Prior to his hire, Meador was a sports reporter and anchor at *WITN-TV*, Greenville's NBC news affiliate where he was honored by the *Associated Press* with Best Sports Feature Awards, the second coming in 2009. He handled sideline-reporting duties for ECU football games and occasionally provided color commentary for Pirate basketball games in 2008.

Meador began his career as a sports reporter and anchor at *WNCT-TV* in Greenville (CBS affiliate) from 1994-2003 where he won a pair of *Associated Press* Best Sports Feature awards. He was also honored by the NCHSAA in 2003 for his coverage of local high school sports.

Born in Cheberly, Md., and a native of Fuquay-Varina, N.C., native, Meador graduated from ECU with a bachelor's degree in communications in 1996. Meador married his wife Kim in the fall of 2014.



Jake Moore

***Head Football Athletic Trainer
(Iowa State '04)***

Jake Moore is in his sixth season as head football athletic trainer after returning to the East Carolina Sports Medicine Staff in a full-time role in 2010.

Prior to coming back to Greenville, where he earned his master's degree in 2007, Moore spent two years as an assistant athletic trainer at the University of Kansas. He originally went to Lawrence as an intern for the 2007-08 season and was elevated to fulltime status.

While with the Jayhawks, Moore assisted with the day-to-day operations of the athletic training room as well as helping with treatments, rehabilitation and the preparation of practice. He worked directly with the KU football program and provided sports medicine supervisory duties for women's rowing.

During his time at East Carolina as a graduate student, Moore was responsible for men's soccer in 2005, off-season baseball in 2005, 2006 and 2007, and assisted with in-season football during the 2006 campaign.

He also served as a mentor for undergraduate athletic training students.

Moore gained additional experience working as an intern with the Minnesota Vikings (2004-05) and Indianapolis Colts (2003) of the National Football League.

The National Athletic Trainers' Association member is a 2004 graduate of Iowa State University with a bachelor of science in exercise sport science. As a clinical athletic training student, Moore worked primarily with the women's swimming and diving and volleyball programs as well as assisting with football. He also earned a letter on the Cyclones' wrestling team.

Moore is married to the former Kate Gordon, who currently serves as the head assistant coach on ECU's swimming and diving staff.



Joey Perry

Director of Athletics Grounds (NC State '99)

Joey Perry serves as director of athletic grounds at East Carolina, a position he has held since his arrival in August of 2000.

Perry handles the treatment and condition for grass and turf playing surfaces in numerous Pirate athletics facilities, including Dowdy-Ficklen Stadium. He oversees the preparation of fields for practice and game-day events, ensuring it meets competition standards and protocol per the NCAA and American Athletic Conference. Additionally, his expertise and creativity has transformed Bagwell Field into one of the most desirable playing surfaces in college football, both from a performance and aesthetic standpoint.

A Spring Hope, N.C., native, Perry earned a bachelor's degree in parks, recreation and tourism at North Carolina State University in 1999. He is a member of the Sports Turf Managers Association and the Eastern Turf Grass Association.

Perry and his wife Lori were married in August of 1998 and the couple has two children, Hunter (16) and Rachel (13).

Players



2017 Players



25 Devin Anderson

Running Back
5-9 • 208 • Jr-ZL
Henderson (Northern Vance)

Has played in 22 career games (no starts), rushing for 303 yards and a pair of touchdowns on 62 attempts ... Officially earned place on preseason depth chart as a top reserve, but is expected to battle for starting status during course of junior year ... Led all rushers in first spring scrimmage (April 1) with 79 yards on just five carries ... Scored on a four-yarder ... Picked up eight yards and caught a six-yard pass in limited duty during the second outing (April 7) before wrapping up drills with 40 yards on eight attempts during the Purple-Gold Game on April 22 ... Ranks among top 10 percent of program in the bench press, back squat, power clean, vertical jump, 40 time and three-cone drill. **2016:** Rushed for 258 yards on 57 carries, an average of 4.5 per attempt ... Experienced action off the bench in 11 of 12 games (did not play at Cincinnati) ... Established career-highs in rushes (15) and yards (63) against SMU in an American Athletic Conference clash at Dowdy-Ficklen Stadium ... Accounted for three touchdowns – two rushing, one receiving ... Tallied ground scores vs. UCF (one-yarder) and SMU (two-yarder), while pulling in a four-yard TD pass from Philip Nelson in the fourth quarter at South Carolina (which marked first collegiate touchdown) ... Overall, came out of the backfield to make nine receptions for 62 yards ... Logged personal-bests with a five-catch, 33-yard effort against Gamecocks at Williams-Brice Stadium ... Cracked 30-yard rushing milestone on five occasions (63/SMU, 52/NC State, 39/Western Carolina, 35/Navy and 32/Connecticut) ... Had at least one carry in all 11 contests and reached five or more attempts four times (15/SMU, 9/Western Carolina, 9/NC State, 7/Navy) ... Tallied a long rush of 28 yards during second quarter action against Wolfpack during Pirates' 33-30 victory ... Finished campaign on strong note, averaging 30.0 rushing yards per game in last five outings (compared to an 18.0 ypg clip in the first six tilts) ... Also averaged 4.7 yards per carry in final five games ... Ran for 226 yards (37.7 ypg) in six home appearances, but only picked up 32 yards (6.4 ypg) in five road outings ... In addition to five-catch day at South Carolina, also booked single receptions against WCU (15 yards), NC State (2), Tulsa (7) and Temple (5). **2015:** Played in 11 games, primarily as a special teams contributor during first active campaign in ECU program ... Experienced additional action in backfield as running back, most notably in AAC tilts against Navy and SMU ... In all, averaged 9.0 yards per carry after picking up 45 yards on five attempts ... Established a season-high with 32 yards on just two runs vs. Midshipmen (16.0 ypr), with a long of 17 ... Set a season-best in carries with three against Mustangs in Dallas two weeks later ... Had two six-yard runs and a one-yarder during fourth-quarter action vs. SMU ... Made collegiate debut against Towson in the opener, but did not record any statistics ... Did not play in season finale vs. Cincinnati. **2014:** Earned initial roster position as an invited walk-on ... Turned in a noteworthy performance as a reliable scout squad member as a true freshman, but did not experience game-day action (redshirted). **High School:** A three-year letterman and all-conference (3-A Big) selection for coach Eric Watkins at Northern Vance High School ... A team captain who was a two-way standout as a

senior in 2013, racking up 118 tackles as an outside linebacker and rushing for 910 yards and five touchdowns as a running back ... Ranked as the state's No. 9 OLB according to *NCRivals.com* ... Booked 122 stops as a junior and 111 tackles as a sophomore to earn all-league honors each season ... Picked up additional letters as a two-year all-conference track standout, competing in the 100 meters, 4x1 and 4x2 relay ... Excelled in the classroom as a National Honor Society member. **Personal:** Full name is Devin Omar Anderson ... Born at Henderson, N.C. ... Son of Bernard and Nickole Anderson ... Has one brother (Dontrel Anderson) ... A health fitness specialist major ... Enjoys cutting hair and working on cars as hobbies of choice.

Anderson's Career Rushing Statistics

YEAR	G/GS	ATT	GAIN	LOSS	NET	APC	TD	LONG
2015	11/0	5	45	0	45	9.0	0	17 (NAVY)
2016	11/0	57	274	16	258	4.5	2	28 (NCSU)
Totals	22/0	62	319	16	303	4.9	2	28 (NCSU)

Career-high rushing attempts – 15 vs. SMU (11/12/16)

Career-high rushing yards – 63 vs. SMU (11/12/16)

Anderson's Career Receiving Statistics

YEAR	G/GS	NO	YDS	AVG	TD	LONG
2015	11/0	0	0	0.0	0	---
2016	11/0	9	62	6.9	1	15 (WCU)
Totals	22/0	9	62	6.9	1	15 (WCU)

Career-high receptions – 5 vs. South Carolina (09/17/16)

Career-high reception yards – 33 vs. South Carolina (09/17/16)



96 Kianté Anderson


Defensive End
6-4 • 243 • Sr-1L
Greenville (St. Augustine's)

Former outside linebacker who should benefit from Pirates' move to a 4-2-5 scheme as an end on the line of scrimmage ... Missed entire spring workout period for precautionary reasons (hip injury), but will open 2017 season as a projected starter anchoring either side of defensive line ... A local product who originally joined ECU program as a walk-on transfer in the spring of 2015 after playing first pair of collegiate campaigns at NCAA Division II member St. Augustine's (Raleigh, N.C.) ... Promoted to full scholarship status following 2017 spring semester ... Holds place on preseason two-deep at one of the defensive end positions despite spring absence. **2016:** Appeared in 11 contests during initial season on ECU's active roster ... Made six starts (South Carolina plus final five games of season vs. Connecticut, Tulsa, SMU, Navy and Temple) ... Credited with 20 tackles (eight solo), 18 of those coming on rushing plays ... Registered 4.5 hits behind line of scrimmage and half a sack (-4 yards vs. Tulsa) ... Collected at least one stop in nine outings and tallied multiple hits on six occasions ... Posted a career-best seven tackles (three solo) against Golden Hurricane at Chapman Stadium ... Had two stops each in clashes vs. NC State, Virginia Tech, Connecticut, SMU and Navy ... Accounted for yardage losses against Tulsa (1.5), NC State (1.0), Virginia Tech (1.0) and Connecticut (1.0) ... Contributed a pair of quarterback pressures during Pirates' 41-3 win against Huskies ...

Enjoyed strong finish to season, averaging 2.6 tackles per tilt in last five games (1.2 tpg in first six contests) ... Recipient of program's "Winning Edge Award" (for outstanding attitude) at postseason banquet. **2015:** Redshirted during first year in Pirate program after transferring from St. Augustine's ... Did not experience game-day action, but contributed efforts on defensive scout squad. **2014 (St. Augustine's):** Started five of 10 games as a sophomore for the Falcons ... Credited with 30 (16 solo) stops, six for lost yardage ... Posted multiple tackle totals on nine occasions with a high of eight (six solo) against Virginia State ... Other outing of note was a five-stop effort against Chowan ... Recorded 2.5 sacks (vs. Chowan and Wingate) ... Also had two batted passes and a pair of quarterback pressures. **2013 (St. Augustine's):** Logged 14 tackles (seven solo) in 11 contests as a true freshman ... Made five starts, including the first two games of collegiate career ... Booked 1.5 TFLs (Wingate, Livingstone, Fayetteville State), half a sack (Livingstone), a forced fumble (Livingstone) and two QB hurries (Winston-Salem State, Shaw) ... Produced a season-high three stops three times – N.C. Central (in collegiate debut), Livingstone and Fayetteville State. **High School:** A three-year letterman for coach Tim Carter at South Central High School ... Helped lead Falcons' defensive unit with 70 tackles, 15.5 of which resulted in lost yardage as a senior ... Contributed 10 sacks in 2012 ... Registered 28 stops, 4.0 TFLs and a sack as a junior ... Earned four additional letters in basketball (center) and track & field (shot put, discus events) ... Strong student in the classroom with selection to the "Principal's List" every semester of high school beginning in the spring of freshman year. **Personal:** Full name is Kianté Rasha Anderson ... Born in Greenville, N.C. ... Son of Tia Chapman and Everton Anderson ... Promoted to full scholarship status in May, 2017 via a widely-circulated (nearly 300,000 views by June 1) video featuring ECU Head Coach Scottie Montgomery presenting Tia with documents during a surprise Mother's Day visit to South Greenville Elementary School, where she is employed (<https://www.youtube.com/watch?v=EAFEiz-NbEE>) ... Is the oldest of eight children and first grandchild (of current familial generation) to go to college ... A health fitness specialist major ... Hobbies include music, video games, traveling and art.

Anderson's Career Defensive Statistics											
YEAR	G/GS	UT	AT	TOT	SKS	TFL	FF	FR	INT	PB	QBH
2016	11/6	8	12	20	0.5	4.5	0	0	0-0	0	2
Totals	11/6	8	12	20	0.5	4.5	0	0	0-0	0	2

Career-high tackles – 7 vs. Tulsa (11/05/16)



90 Randall Anderson

Defensive End
6-4 • 257 • Sr-2L
New Castle • Del. (Fork Union)

Will open senior year vying for a depth chart standing at one of the end slots ... Has rotated positions within ECU's front seven over the last three seasons, making latest move from outside linebacker (2015) back to the line ... Should also contribute on various special teams units to enhance game-day repetitions ... Has five spring seasons under his belt after reporting early in 2013 ... Missed first 2017 spring scrimmage because of an injury, but was credited with a pair of tackles during the Purple-Gold Game on April 22. **2016:** Experienced action in three games

during junior campaign ... All three appearances came against American Athletic Conference opponents during month of October (UCF, USF and Connecticut) ... Was not credited with statistics in limited duty ... Earned program's "Community Service Award" at conclusion of spring workouts. **2015:** Played in three contests as a sophomore, all coming in successive weeks in late September and early October ... Competed against Virginia Tech (Sept. 26), at SMU (Oct. 3) and at BYU (Oct. 10) ... Recorded a quarterback pressure against Mustangs during the Pirates' 49-23 American Athletic Conference victory in Dallas ... Did not record any tackles. **2014:** Did not experience game-day action during first active season on ECU roster ... Continued role as a scout team performer for the majority of redshirt freshman campaign. **2013:** Redshirted during true freshman season and played key scout team role preparing the Pirate offensive unit on a weekly basis ... Officially enrolled early at ECU (January) and was able to participate in spring drills to get an early start on the acclimation process. **Prep School/High School:** Was a starter on the defensive line for head coach Colonel John Schuman during lone year at Fork Union Military Academy ... Helped FUMA to a 6-3 record in 2012 and played a key role for a defense that posted one shutout (against the junior varsity squad of Bethany College) ... Part of a unit that surrendered an average of just 10.1 points per game ... A First-Team Delaware Football Coaches Association All-State selection at defensive end as a senior at William Penn ... Led Colonials to a 6-5 overall record and a 6-2 mark in Blue Hen Flight A play during final campaign ... A First-Team Blue Hen Flight A selection following senior campaign ... Invited to play for the Blue squad in the 57th annual Blue-Gold All-Star Football Game, which was held at Delaware Stadium (Newark) in June, 2012 and benefitted the Delaware Foundation Reaching Citizens with Intellectual Disabilities ... Also lettered as a junior when WPHS went 4-6 and 4-3 against Blue Hen Flight A competition ... Earned first letter as a sophomore during the Colonials' 5-5 season, which included a 5-2 mark versus Blue Hen Flight A foes ... Picked up additional letters in track and field and was a Honor Roll performer in the classroom ... Also considered NC State, Maryland, Wake Forest and Temple before signing with ECU. **Personal:** Full name is Randall H. Anderson ... Earned bachelor's degree in social work during 2017 ECU Spring Commencement Exercises ... A Dean's List and Honor Roll student in the classroom as an undergraduate

Anderson's Career Defensive Statistics											
YEAR	G/GS	UT	AT	TOT	SKS	TFL	FF	FR	INT	PB	QBH
2014	0/0	0	0	0	0.0	0.0	0	0	0-0	0	0
2015	3/0	0	0	0	0.0	0.0	0	0	0-0	0	1
2016	3/0	0	0	0	0.0	0.0	0	0	0-0	0	0
Totals	6/0	0	0	0	0.0	0.0	0	0	0-0	0	1

Career-high tackles – none



86 Stephen Baggett

Tight End
6-5 • 247 • Sr-3L
Beaufort • S.C. (Beaufort)

Expected to open senior campaign as the Pirates' top tight end (for the second consecutive season) ... Contributions should continue to be enhanced in more of a positional prototype role under second-year coaching staff ... Has played in 36 career games (eight starts)

and recorded 12 receptions for 129 yards (10.8 ypr) ... Five of 12 career catches have exceeded 10 yards (three/20-plus) ... Owns four multi-reception outings and helped Pirates surpass 500-yard total offense mark on seven occasions ... From a blocking standpoint, has helped produce 10 individual 100-yard rushing performances ... Sat out first spring scrimmage (injury), but caught a three-yard pass during the Purple-Gold Game on April 22 ... Established a new positional (TE) record in the push jerk with 330 pounds as a junior. **2016:** Transitioned into a starting role, opening eight of 12 games ... Also contributed on numerous special teams units ... Targeted six times and caught five passes for 62 yards (12.4 ypc) ... Matched personal-best with pair of receptions each in games vs. Western Carolina (career-high 43 yards) and South Carolina (18 yards) ... Nabbed other grab in season finale at Temple (for one yard) ... Hauled in season-long catch against Catamounts (22 yards) in opener at Dowdy-Ficklen Stadium ... Made starts against WCU, NC State, South Carolina, Virginia Tech, Cincinnati, Tulsa, SMU and Navy ... Part of offensive line which helped generate running room for three 100-yard rushers – James Summers (114/USF, 134/Navy) and Anthony Scott (120/WCU) ... Played key role for ECU unit that produced 400 or more total yards in 11 of 12 games ... Was not credited with any personal statistics in outings against Wolfpack, Hokies, Knights, Bulls, Bearcats, Huskies, Golden Hurricane, Mustangs and Midshipmen. **2015:** Experienced action in all 12 contests as a reserve tight end and on various special teams squads ... Had five catches for 40 yards (8.0 ypr) during sophomore campaign ... Recorded multiple receptions on two occasions ... Hauled in a personal-best two passes each in games against Navy (14 yards) and Tulsa (season-high 24 yards) ... Other grab came vs. Temple for two yards ... Season-long catch was a 19-yarder against Golden Hurricane at Dowdy-Ficklen Stadium ... Receptions vs. Tulsa and Temple were in successive outings – a career first ... Helped Pirates surpass the 500-yard total offense mark three times (555/SMU, 518/BYU and 622/UCF) ... Assisted in three individual 100-yard ground efforts, two by Chris Hairston (154/Towson, 123/UCF) and one by James Summers (169/Virginia Tech) ... Did not record any personal statistics against Towson, Florida, Virginia Tech, SMU, BYU, Connecticut, USF, UCF and Cincinnati. **2014:** Played in 12 of 13 games, primarily on special teams and in two tight end packages ... Made collegiate debut against N.C. Central in the season opener ... Had two receptions for 27 yards as a rookie – an average of 13.5 yards per grab ... Caught first collegiate pass in inaugural American Athletic Conference matchup against SMU (25 yards) in the first quarter at Dowdy-Ficklen Stadium ... Other catch was a two-yarder against Florida in the Birmingham Bowl at Legion Field ... Experienced action on offense (tight end) in 10 games – N.C. Central, North Carolina, SMU, Connecticut, Temple, Cincinnati, Tulane, Tulsa, UCF and Florida ... Did not play against USF in Tampa ... On the blocking end, was credited with helping provide running lanes for four 100-yard rushing games (three by Breon Allen, one by Chris Hairston). **High School:** A three-year letterman for coach Mark Clifford at Beaufort High School in the Low Country of South Carolina (between Savannah, Ga. and Charleston) ... Had 29 receptions for 556 yards and seven touchdowns as a senior captain in 2013 to help lead Eagles to a 9-4 record and playoff appearance ... Led BHS to a first-round win over Blythewood (23-15) before falling 23-10 to North Augusta in the next round to end season ... Earned first-team all-area honors from the Island Packet/Beaufort Gazette as both a junior and senior ... Also was a two-time all-region selection and was

named to the all-state squad in 2013 ... Selected to compete in the '13 North-South All-Star Game in his home state ... Listed among the Top 35 recruits in South Carolina in various recruiting publications ... Caught 18 passes for 372 yards and four TDs as a junior ... Played on both sides of the ball during prep career (defensive end) ... Attendance in ECU summer camps sparked initial interest before giving verbal commitment on June 19 ... BHS head coach (Clifford) earned his master's degree from East Carolina ... Also was a baseball standout for the Eagles who was an all-state pick after junior season ... Had the second-highest RBI total in the state (2013) ... In all, earned three letters as a centerfielder and pitcher ... A key part of an Eagle squad which captured a regional title and advanced to the '13 Class 4A State Tournament ... Earned membership in the National Honor Society for work in the classroom. **Personal:** Full name is Stephen Louis Baggett ... Birthday at Beaufort, S.C. ... Son of Steve and Lori Baggett ... A management major who is an Honor Roll student in the classroom (both semesters during 2016-17 academic year) ... Cited offensive system and Pirates' family atmosphere as primary reasons for signing with ECU ... Hobbies include the beach and piloting WaveRunners.

Baggett's Career Receiving Statistics

YEAR	G/GS	NO	YDS	AVG	TD	LONG
2014	12/0	2	27	13.5	0	25 (SMU)
2015	12/0	5	40	8.0	0	19 (TLS)
2016	12/8	5	62	12.4	0	22 (WCU)
Totals	36/8	12	129	10.8	0	25 (SMU)

Career-high receptions – 2 (four times), last vs. South Carolina (09/17/16)

Career-high reception yards – 43 vs. Western Carolina (09/03/16)



97 Damage Bailey

Defensive Tackle
6-5 • 294 • Sr-3L
Clayton (Clayton)

*Earned preseason designation as a projected starter at one of the tackle positions in the Pirates' new 4-2-5 alignment ... Primarily played end as a junior after lining up at nose tackle during sophomore campaign ... Got proverbial feet wet with a limited role in 2014 playing behind first-team all-league performer Terry Williams in the middle before experiencing significant action a year later ... Has played in 23 career contests with 12 starts and logged 37 tackles (17 solo) ... Produced multiple stop totals on eight occasions ... Has lost nearly 20 pounds reshaping body during off-season work in 2017 ... Initiated spring scrimmage campaign with a sack in first scrimmage (April 1) ... Credited with four tackles during the Purple-Gold Game on April 22 ... Originally signed a national letter-of-intent with East Carolina in February, 2013, but did not report to camp in August ... Enrolled at ECU on a full-time basis in January, 2014. **2016:** Started all 10 contests played in ... Did not appear in home tilts vs. Western Carolina and Connecticut ... Totaled 19 stops (eight solo), all coming on rushing plays, and was credited with half a tackle for lost yardage (Virginia Tech) ... Registered at least one hit in seven games and collected three or more tackles on three occasions (career-high 7/Virginia Tech, 3/Cincinnati and 5/Navy) ... Logged single stops against South Carolina, UCF, Tulsa and Temple ... Tallied a season-best three solo hits against Bearcats at Nippert Stadium ... Also*

credited with a quarterback pressure in American Athletic Conference opener vs. Knights at Dowdy-Ficklen Stadium. **2015:** Experienced action in 10 contests and made two starts at nose tackle ... Opened first career game vs. Towson before getting second start in mid-season tilt against Tulsa ... Did not play in last pair of contests against UCF and Cincinnati because of a left knee injury ... Registered a total of 18 tackles (nine solo) ... Credited with multiple hits in five contests, including a season-best five against Towson ... Contributed four stops vs. Tulsa and two each in outings against Florida, Virginia Tech and BYU ... Tallied single tackles vs. Navy, Connecticut and USF ... Added 1.5 TFLs, producing an unassisted stop behind the line of scrimmage against Tigers in third quarter of opener before assisting on another vs. Hokies ... Notched first career forced fumble during second quarter action against Golden Hurricane ... Of games played, did not record any statistics vs. SMU or Temple. **2014:** Played in only three games, but impression was made on coaching staff that resulted in a postseason depth chart standing (Birmingham Bowl) ... Experienced repetitions in season opener vs. N.C. Central and again against North Carolina before closing the year with snaps against Florida at Legion Field during bowl action ... Was not credited with any statistics in all three outings however. **High School:** Listed among the Top 65 prospects in the state of North Carolina by *MaxPreps.com* as a senior ... Helped the Comets to a 9-4 overall record and a second-place finish in the Greater Neuse River Conference with a 6-1 divisional mark ... Named Greater Neuse River 4A Defensive Player-of-the-Year in 2012 ... Also selected to the First-Team Greater Neuse River 4A All-Conference squad ... A two-way player (DE, TE) for coach Gary Fowler ... Tabbed as the recipient of the program's "Outstanding Defensive Lineman Award" as a senior ... A strong classroom performer, earning inclusion on the Principal's List during fall semester ... Picked up additional varsity letters as a two-year starting center for the Comets' basketball squad (as junior and senior). **Personal:** Full name is Demage A. Bailey ... First name is pronounced deh-MAH-zhey ... Major is university studies.

Bailey's Career Defensive Statistics

YEAR	G/GS	UT	AT	TOT	SKS	TFL	FF	FR	INT	PB	QBH
2014	3/0	0	0	0.0	0.0	0.0	0	0	0-0	0	0
2015	10/2	9	9	18	0.0	1.5	1	0	0-0	0	0
2016	10/10	8	11	19	0.0	0.5	0	0	0-0	0	1
Totals	23/12	17	20	37	0.0	2.0	1	0	0-0	0	1

Career-high tackles – 7 vs. Virginia Tech (09/24/16)



75 Sean Bailey

Offensive Line
6-6 • 328 • Fr-RS
Cumming • Ga. (Lambert)

Expected to enter first season on Pirates' active roster battling for a two-deep position at one of the guard positions after turning in a strong spring showing ... Likely to experience significant work on various special teams (kicking game) blocking units as well. **2016:** Spent true freshman season as a redshirt on Pirates' developmental roster and did not experience game-day action ... Lauded for work on offensive scout squad preparing defensive unit on a weekly basis. **High School:** A two-year first-team all-region and all-county performer at Lambert High School ... Played a key role in the Longhorns' offensive production that

resulted in 3,613 total yards during the 2015 campaign, which included a season-high 527 during a 45-36 victory over Centennial HS ... Led unit in total pancake blocks with 85 and graded out at 90 percent as a senior, garnering second-team all-state honors and designation as a Blue-Gray All-America selection ... Top effort of note was a season-high 16 knock-downs to help LHS to a 41-26 win against Chattahoochee HS ... Team captain of Louis Daniels' program that advanced to the 2015 Georgia High School Association (GHS) Playoffs and finished with an 8-3 record in 2015 ... Named Lambert Offensive MVP and was the recipient of the Longhorns' Life Time Captain Award ... Earned an invitation to compete in the '15 Rising Seniors All-Star Game and attended the Rivals Series and MVP camps during the summer ... Considered a three-star recruit by *ESPN.com*, ranking among the nation's Top 110 offense linemen ... Also earned three-star designation by *247Sports.com* ... Quickly moved up program's depth chart with full-time starting role as a sophomore ... Picked up additional four letters as track athlete (shot put/discus) ... Graduated with honors ... Reportedly produced a prep bench press of 405 pounds and a squat lift of 555 pounds ... Also recruited by Cincinnati and Purdue, while generating interest from Auburn, Duke, Georgia Tech, Penn State, South Carolina, Virginia and Virginia Tech. **Personal:** Full name is Sean William Bailey ... Born at Suffern, N.Y. ... Son of Steve and Mary Bailey ... Father was a first responder in NYC during the terrorist attacks on Sept. 11, 2001 ... A sport studies major ... Enjoys working out, fishing, camping and hiking.



41 Tony Baird

Inside Linebacker
6-3 • 232 • So-IL
Virginia Beach • Va. (Ocean Lakes)

Completed spring drills by earning a spot on ECU's defensive two-deep as a top reserve at the will inside linebacking position (behind Ray Tillman) ... Could also experience action as a special teams member to bolster on-field repetitions ... Officially enrolled early at East Carolina in January of 2015, thus already has three spring practice periods on his collegiate resume ... Was not officially credited with any tackles during first two 2017 spring scrimmages (April 1, April 7), but logged four stops in Purple-Gold Game on April 22. **2016:** Came off the bench to play in four games during first active season on Pirates' roster ... Appeared in contests against Western Carolina, NC State, South Carolina and Navy ... Recorded one tackle, an assisted stop on kickoff coverage vs. Wolfpack at Dowdy-Ficklen Stadium. **2015:** Redshirted ... Did not experience game-day action, yet turned in notable contributions on East Carolina's defensive scout squad. **High School:** Did not play during the 2014 season, but was a key figure in Ocean Lakes' 12-1 record (5-0 in league play) in 2013 ... Compiled 132 tackles, 23.0 TFLs, 12 sacks, two forced fumbles and two recovered fumbles as a team captain during senior campaign ... Also blocked six punts and one field goal attempt during the course of the year ... Guided the Dolphins to the semifinals of the state playoffs before falling to Colonial Forge 23-20 ... Keyed a defense for head coach Chris Scott that held opponents to seven points or less on eight occasions as a senior ... Effort of note was a nine-tackle (2.5 for lost yardage) outing during a 62-28 victory over Western Branch ... Additionally, recovered a fumble and blocked an extra point during win ... Ranked as

the No. 8 defensive end in the state of Virginia by *MaxPreps* ... In all, was a three-year letterman who was part of a program that also produced a 14-1 mark in 2012 and an 8-3-1 ledger in 2011 ... Booked 136 stops (28.0 TFL), 17 sacks and a pair of strips and fumble recoveries as a junior ... Opened 2012 pre-season camp listed fourth on two-deep before earning starter's status at beginning of season ... In addition to ECU, reportedly recruited by Navy as well ... Turned in a strong performance in the classroom as well, earning inclusion on Ocean Lakes' Honor Roll and standing as Math & Science Academy Grad. **Personal:** Full name is Tony F. Baird, Jr. ... Born at San Diego, Calif. ... Son of Tony and Vicki Baird ... Father Tony played collegiate football at Southeastern Conference member Kentucky ... Enjoys working out in weight room ... Major is exercise physiology ... Earned Chancellor's List honors for work in the classroom.

Baird's Career Defensive Statistics

YEAR	G/GS	UT	AT	TOT	SKS	TFL	FF	FR	INT	PB	QBH
2016	4/0	0	1	1	0.0	0.0	0	0	0-0	0	0
Totals	4/0	0	1	1	0.0	0.0	0	0	0-0	0	0

Career-high tackles – 1 vs. NC State (09/10/16)



64 Des Barmore

Offensive Line

6-6 • 333 • Jr-1L

Columbus • Ga. (Hardaway)

Secured a spot on the preseason depth chart as a potential starter at left guard ... Made move over to guard (from right tackle) upon arrival of new coaching staff in 2016 ... Has had a different position coach in three of his four years in the ECU program (Geep Wade/2016-17, Brad Davis/2015 and Brandon Jones/2014) ... In addition to experiencing action on the offensive unit, could also contribute efforts on various special teams units for the second-straight year to gain extra on-field repetitions. **2016:** Experienced action in seven contests as a sophomore ... Appeared in season opener vs. Western Carolina, sat out the next five games before returning to action for remaining six tilts (Cincinnati, Connecticut, Tulsa, SMU, Navy and Temple) ... Primarily served special teams role, but did participate in limited offensive snaps. **2015:** Did not appear in any games during first active season in program ... Spent majority of fall preparing Pirate defense as a member of the offensive scout squad for second-straight year. **2014:** Redshirted and competed on offensive scout teams during true freshman campaign ... Did not experience game-day action ... Inked with the Pirates during the traditional signing period in February. **High School:** A two-year First-Team All-Bi-City selection for coach Jeff Battles at Hardaway High School ... Also named to the all-region squad as a junior (second team) and senior (first team) ... A member of the 2013 Dandy Dozen unit ... A three-year letterman who served as a team captain ... Credited with 19 pancake blocks and earned final grade of 86 percent during junior campaign in 2012 ... Ranked among the best 150 offensive tackles nationally and among the Top 150 overall (all positions) prospects in the state of Georgia ... Committed to the Pirates on Nov. 16 after seeing East Carolina post a 63-14 victory over UAB ... Recorded a power throw of 38.0 and had a SPARQ rating of 69.33 during strength and conditioning testing during prep career ... The “man among boys” label was frequently visible in many recruiting publications at time of signing. **Personal:** Full name is

Desmond W. Barmore ... Born at Columbus, Ga. ... Indicated that ECU's academic program was a key reasons for signing decision ... A criminal justice major ... Lists meeting Carolina Panthers quarterback Cam Newton as one of his interesting “did you know” entries.



10 Yiannis Bowden

Defensive End

6-5 • 227 • Jr-2L

Kernersville (Glenn)

Closed spring drills as a member of the depth chart at one of the defensive end slots in ECU's new-look 4-2-5 scheme ... Has played in 22 career contests with 10 starts, logged 61 tackles (33 solo), 11.0 TFLs, 3.5 sacks, eight quarterback pressures and a pair of interceptions ... Recorded at least one tackle in 19 outings (two or more 12 times) ... Posted a trio of stops during the second spring scrimmage on April 7 before tallying two tackles during the Purple-Gold Game (April 22). **2016:** Continued rise up defensive two-deep with part-time starting role as a sophomore ... Played in 11 games (did not experience action in regular season finale at Temple) and made seven starts ... Collected 42 tackles (25 solo) and was team's co-leader with 7.5 hits behind the line of scrimmage (-19 yards) ... Thirty-seven (37) of 42 hits came on rushing plays ... Credited with at least one stop in 10 contests and recorded multiple tackles on six occasions ... Also contributed a forced fumble (USF), an interception (5-yard return vs. UCF) and was among unit's leaders with two quarterback hurries (both against Western Carolina) ... Established a career-best with 12 tackles (7 solo) in AAC clash against SMU at Dowdy-Ficklen Stadium ... Other notable efforts came vs. Cincinnati (8), Western Carolina (5), NC State (5), Virginia Tech (5) and USF (3) ... Averaged 4.6 stops per game in last five contests played ... Responsible for a combined 5.5 tackles for lost yardage (-10) in first five outings of season – 2.0 vs. Catamounts, 1.5 vs. Wolfpack, 1.0 vs. Hokies, 1.0 vs. Knights ... Also racked up -9 yards on a pair of TFLs vs. Mustangs later in campaign ... Added single tallies in battles against UCF, Connecticut, Tulsa and Navy ... Was not credited with any defensive statistics at South Carolina. **2015:** Experienced action in 11 contests and made three starts (BYU, Tulsa, Temple) during first season on Pirates' active roster as a redshirt freshman ... Credited with 19 tackles (eight solo) ... Stood second on unit with 3.5 sacks, tallying all quarterback drops in successive games vs. SMU (2.5 for -29 yards) and BYU (1.0 for -11 yards) in early October ... Produced two or more stops on six occasions, which included season-best four-tackle totals in road tilts against Mustangs and Cougars ... Had at least one tackle in nine outings ... Booked two hits each vs. Virginia Tech, Tulsa, Temple and USF, while recording single tackles against Towson (collegiate debut), Connecticut and Cincinnati ... Also notched a fumble recovery (USF) and batted pass (Tulsa) ... Recorded interception (seven-yard return) and scored first touchdown on blocked punt (Tre Hicks) recovery in endzone after making initial career start against BYU in Provo, Utah ... Was second on team with six quarterback pressures – three coming against Golden Hurricane during ECU's 30-17 win at Dowdy-Ficklen Stadium ... Nine tackles came on rushes, nine on passing plays and one on special teams (kickoff return unit) ... Did not play at UCF and was not credited with any statistics in contests vs. Florida and Navy ... Earned team's “Most Improved Defensive Player” award at conclusion

of season. **2014** Redshirted during true freshman season ... Made valuable contributions to the defensive scout squad, earning praise from offensive coaches during weekly opponent preparation work ... Signed with the Pirates in February. **High School:** A three-star recruit according to *ESPN.com* who committed to the Pirate program prior to the start of the 2013 season on Aug. 22 ... Ranked as the No. 24 overall prospect in the state of North Carolina with a national grade of 75 (*ESPN.com*) ... A two-year all-conference performer for coach Aldine Payne at Glenn High School ... Earned three football letters and served as the Bobcats' team captain as a senior ... Split time at both defensive end and outside linebacker in 2013 ... Selected as a game MVP after leading GHS to a 42-0 victory over Winston-Salem Parkland in the '13 season opener ... Also earned additional letters in basketball and track (hurdles). **Personal:** Full name is Yiannis A.C. Bowden ... Born at High Point, N.C. ... Son of Boysie Bowden ... A university studies major ... Listed membership in the American Athletic Conference and facilities as several reasons for choosing to sign with the Pirates.

Bowden's Career Defensive Statistics

YEAR	G/GS	UT	AT	TOT	SKS	TFL	FF	FR	INT	PB	QBH
2015	11/3	8	11	19	3.5	3.5	0	1	1-7	1	6
2016	11/7	25	17	42	0.0	7.5	1	0	1-5	0	2
Totals	22/10	33	28	61	3.5	11.0	1	1	2-12	1	8

Career-high tackles – 12 vs. SMU (11/12/16)



88 Trevon Brown

Wide Receiver
6-2 • 211 • Jr-2L
Wilmington (New Hanover)

Expected to rejoin Pirates' active roster after missing entire 2016 season (ineligible) ...

*Action was also limited to non-contact work in the spring because of an injury (neck) ... Should be in a position to open preseason camp vying for a return to the offensive two-deep at either the "Z" or "X" slot ... Could also experience additional game-day time on special teams as a return specialist ... Officially enrolled early at ECU in January of 2014 (has participated in four spring practice periods) ... Re-signed (grant-in-aid) with Pirates after initially inking a national letter-of-intent with East Carolina in February, 2013 ... Has played in 17 career games (seven starts) and netted 55 catches for 760 yards (13.8 ypr) and eight touchdowns ... Produced multiple reception totals on 12 occasions ... Thirty-two (32) catches have been for 10 or more yards ... Averages 21.5 yards per kickoff return (21 for 451 yards) and has racked up 1,241 all-purpose yards entering 2017 season. **2016** Emerged from training camp as ECU's projected starter at the "Z" receiving position, but was ruled ineligible on Sept. 2 (one day prior to the season opener vs. Western Carolina) ... Participated on offensive scout team as a red-shirt the remainder of the fall ... Was a preseason All-American Athletic Conference (third-team) choice as an all-purpose performer by *Athlon Sports* after enjoying an impressive spring (selected as offensive unit's MVP). **2015** Was Pirates' third-leading receiver with 41 catches for 496 yards (12.1 ypr) and four TDs despite missing first three games of season ... In all, played in nine contests with five starts (BYU, Tulsa, Temple, Connecticut and Cincinnati) ... Snared scoring passes against Virginia Tech (11-yarder), SMU (47), BYU (1) and UCF (29) ... Had at least one catch*

*in all nine outings and tallied four or more receptions in seven contests ... Hauled in a career-best eight passes (for 80 yards) vs. Bearcats in the regular season finale at Dowdy-Ficklen Stadium ... Other receiving performances of note came against Owls (7-77) and Cougars (6-84) ... Contributed four catches each in tilts vs. Virginia Tech (44 yards), SMU (season-high 85), Tulsa (51) and Connecticut (22), while notching three at UCF (47) in last road game ... Seventeen (17) of 41 receptions went for 10 or more yards, including a season-long 47-yarder vs. SMU ... Amassed 702 all-purpose yards (496 receiving/193 kickoff return/13 punt return) ... Eclipsed the 100-yard all-purpose milestone twice – 130 vs. Connecticut and 131 vs. Cincinnati ... Returned 10 kickoffs for 193 yards (19.3 ypr) and two punts for 13 yards (6.5 ypr) ... Logged a career-best 95 kickoff return yards (season-high four attempts) against Connecticut at Rentschler Field ... Also registered a personal-long KOR of 49 yards during the third quarter vs. Huskies ... Had two kick returns each vs. Hokies (29 yards), Golden Hurricane (18) and Bearcats (51) ... Booked only pair of punt returns against Connecticut (13 yards) ... Credited with one tackle (Tulsa) ... Selected as the wide receiver-of-the-year at conclusion of season by previous coaching staff. **2014** Played in eight games as a true freshman, making a pair of starts (SMU, Connecticut) ... Experienced action in the first six contests before missing the next five games (Temple, Cincinnati, Tulane, Tulsa, UCF) because of a left knee injury ... Returned in time to play against Florida in the Birmingham Bowl ... Made collegiate debut against N.C. Central in the season opener ... Caught 14 passes for 264 yards – an average of 18.9 yards per reception ... Tied for third on the unit with four receiving touchdowns (1/N.C. Central, 1/Virginia Tech, 2/North Carolina) ... Stood sixth on the squad with 539 all-purpose yards (264/receiving, 17/punt return, 258/kickoff return) ... Caught multiple passes in four games with a season-high five against North Carolina ... Recorded first career 100-yard receiving game against the Tar Heels, finishing with 117 and a pair of scores (55-yarder in the first quarter and a 26-yarder in the second quarter) ... Caught at least one pass in six of eight contests – no receptions vs. USF or Florida ... First career catch vs. N.C. Central resulted in a 17-yard score in the third quarter ... Also had a 15-yard TD catch at Virginia Tech in the first period ... Finished contest against Tar Heels with a career-best 210 all-purpose yards (117/receiving, 93/kickoff return) ... Eleven of 14 receptions went for 10 or more yards with a career-long of 55 against UNC (scored on Pirates' first possession of the game) ... Kickoff return yardage (93) against the Tar Heels was also a season-best ... In all, returned 11 kickoffs for 258 yards and a pair of punts for 17 total yards ... Other notable return performance came against the Gators at Legion Field with two returns for 57 yards (28.5 ypr) ... Had individual long returns of 42 yards (North Carolina), 34 (USF) and 31 (Florida). **High School:** Finished prep career at New Hanover High School as the program's all-time leading receiver with 2,601 yards ... Played a key role for a Wildcats' squad that rolled to an 11-2 record in 2012 and ventured deep into the playoffs before falling to eventual 4A state champion New Bern in the third round ... Made 64 catches for 1,182 yards and 19 touchdowns as a senior ... Also threw one pass that resulted in a 35-yard score ... Selected as the *Wilmington Star News* All-Area Offensive Player-of-the-Year and was a Mideastern Conference First-Team selection in '12 ... Named the *Star News*' Player-of-the-Week on Sept. 13 after scoring six touchdowns on six touches (four receptions, kickoff and punt return) against Purnell Swett ... A *NCPreps.com* and *CarolinaPreps.com* 4A All-State Team performer ... Earned all-area*

honors (*Star News*) and all-conference honors as a junior after recording 66 catches for 1,035 yards and 11 TDs ... Added 238 rushing yards for coach Kevin Molsinger ... Also lettered as a basketball standout, earning inclusion on the 2012 4A Midwestern Second Team ... Helped Kirk Angel's team as a vital contributor during the Wildcats' run to a state title ... Reportedly clocked at 4.4 in the 40-yard dash. **Personal:** Full name is Trevon Kytrell Brown ... Major is university studies ... Work in classroom has earned Dean's List standing.

Brown's Career Receiving Statistics

YEAR	G/GS	NO	YDS	AVG	TD	LONG
2014	8/2	14	264	18.9	4	55 (UNC)
2015	9/5	41	496	12.1	4	47 (SMU)
2016	0/0	0	0	0.0	0	---
Totals	17/7	55	760	13.8	8	55 (UNC)

Career-high receptions – 8 vs. Cincinnati (11/28/15)

Career-high reception yards – 117 vs. North Carolina (09/20/14)

Brown's Career Kickoff Return Statistics

YEAR	G	NO	YDS	AVG	TD	LONG
2014	8	11	258	23.5	0	42 (UNC)
2015	9	10	193	19.3	0	49 (UConn)
2016	0	0	0	0.0	0	---
Totals	17	21	451	21.5	0	49 (UConn)

Career-high kickoff return game – 95 vs. Connecticut (10/30/15)

Brown's Career Punt Return Statistics

YEAR	G	NO	YDS	AVG	TD	LONG
2014	8	2	17	8.5	0	21 (NCCU)
2015	9	2	13	6.5	0	12 (UConn)
2016	0	0	0	0.0	0	---
Totals	17	4	30	7.5	0	21 (NCCU)

Career-high punt return game – 17 vs. N.C. Central (08/30/14)



31 Keyshawn Canady

Defensive Back

6-0 • 188 • Fr-Sr

Wallace (Wallace-Rose Hill)

Projected to compete for significant playing time in the Pirate secondary (cornerback) and on special teams during first season on

*ECU's active roster ... Enjoyed stellar spring practice period to further promote development ... Contributed a tackle, netted an interception and added a pass deflection during first spring scrimmage on April 1 ... Collected another stop in the second matchup a week later before finishing drills with seven stops, including one for lost yardage, in the Purple-Gold Game (April 22) ... Clocking at 4.38 in the 40-yard dash to rank among the fastest players in the program ... Speed could allow for selected offensive snaps in certain situations. **2016:** Redshirted as a true freshman ... Offered consistent contributions as a member of the defensive and special teams developmental/scout squads ... Member of Scottie Montgomery's first signing class, inking with the Pirate program in February. **High School:** A three-year letterman and team captain for coach Joey Price at Wallace-Rose Hill ... Played a key role leading the Bulldogs to consecutive state championships (2014, 2015) ... A First-Team *Wilmington Star-News* All-Area and First-Team All-Four County selection as a junior and senior ... Named to the North Carolina*

*All-State squad by USA Today (second team) ... A two-way standout who rushed for 2,798 yards on 216 carries, scored 56 touchdowns while also accumulating 113 total tackles and 16 interceptions during prep career ... Earned invitation to the prestigious Shrine Bowl of the Carolinas after senior campaign and helped North Carolina to a 54-39 victory over South Carolina ... Selected as the recipient of the Shrine Bowl Spark Plug Award ... Offensively, ran for 1,093 yards and 22 TDs on 108 attempts and stood second on team in all-purpose yards, while defensively, ranked among unit's top five tacklers as a senior ... Topped Bulldogs in both interceptions (five) and interception return yardage (147) in 2015 ... Top offensive effort of note was a 204-yard, two touchdown rushing performance (on eight carries) during a 62-19 win over Trask HS ... Other notable outing was against Laney HS in the season opener with 92 ground yards, one TD, blocked punt, 37-yard kickoff return and seven tackles ... Selected by *MaxPreps.com* as Wallace-Rose Hill's offensive player-of-the-game on four occasions, while garnering overall player-of-the-game accolades six times ... Enjoyed productive junior campaign that was successfully capped with team offensive MVP honors in the 2014 state championship game ... Produced 1,364 yards and 27 scores on 116 carries as a junior ... On the other side of the ball, logged 72 tackles (two for lost yardage) and picked off four passes ... Highlight of note during the 2014 season came against Pender County HS, turning five touches into three TDs and two interceptions ... Picked up 341 ground yards and seven TDs on 26 attempts as a sophomore ... Picked off seven passes and returned six for scores in 2013 ... Ranked by *Scout.com* as the No. 3 cornerback in North Carolina (42nd nationally) ... Considered a three-star recruit by *247Sports.com* ... Reportedly turned in a 39" vertical jump, a bench-press and clean-lift of 300 pounds and was clocked at 4.25 in the 40-yard dash (10.9 in the 100) at the combine ... Also recruited by North Carolina, Wake Forest and West Virginia before officially committing to the Pirates on July 13, 2015 ... Picked up four additional letters in track and one in basketball ... **Personal:** Full name is Keyshawn Ahman Canady ... Born at Wallace, N.C. ... Son of Victor and Evelyn Canady ... A health fitness specialist major ... Cousin of ECU defensive back Chris Love and Stanford running back Bryce Love ... Enjoys time with family and engaging in the community ... Also a member of Pirates' track program (sprints).*



34 Devin Carlos

Tight End

6-1 • 261 • Sr-1L

Jacksonville (St. Augustine's)

*Made move to the tight end position on offensive side of the ball early during spring drills (March 24) after spending first two years in ECU program playing defense (inside linebacker) ... Expected to compete for depth chart inclusion as a senior, plus remain a steady special teams contributor ... Did not record any receiving statistics during three spring scrimmages, but did acclimate well to blocking assignments according to coaching staff ... Began collegiate career at St. Augustine's (Raleigh), playing as a true freshman and sophomore in 2013 and 2014, respectively ... Freshman weight was listed at 200 by St. Augustine's (at beginning of collegiate career). **2016:** Played in the last three contests (SMU, Navy, Temple) of the season as a member of the defensive and*

special teams unit ... Credited with a pair tackles (one solo, one assist) at Dowdy-Ficklen Stadium ... Made stop on kickoff return against Mustangs before tallying an assisted hit on a rush vs. Midshipmen. **2015:** Officially joined Pirate program as a transfer in the fall, earning roster position as an invited walk-on ... Did not experience game day action, but contributed valuable repetitions as a member of the defensive scout team to air in weekly preparation efforts. **2014 (St. Augustine's):** Experienced action in nine games and made one start (season opener vs. Indiana University-Pennsylvania) ... Recorded 30 tackles (14 solo) from outside linebacking position ... Added a pair of TFLs (-7 yards) ... Posted at least two tackles in all nine contests, which included a season-high seven vs. Fayetteville State ... Tallied three or more stops on five other occasions - 4/IUP, 4/Livingstone, 3/Wingate, 3/Chowan, 3/Virginia State ... Booked two hits each vs. Stillman, Winston-Salem State and Shaw. **2013 (St. Augustine's):** Played in 10 games, primarily on special teams, as a true freshman ... Registered four tackles (two solo). **High School:** A two-year letterman and team captain at Jacksonville for coach Beau Williams ... Also picked up three additional track letters and one in basketball ... An outstanding student who earned selection as a Presidential Scholar and SAT Scholar ... Also held membership in the National Honor Society. **Personal:** Full name is Devin Jose Carlos ... Born at San Diego, Calif. ... Son of Jose and Karen Carlos ... Major is computer science ... Hobbies include skateboarding, videography and gaming.



30 Joe Carter
Inside Linebacker
6-2 • 223 • Jr-2L
Ponte Vedra • Fla. (Ponte Vedra)

*A special teams stalwart who will also compete for depth chart status at either (mike or will) inside linebacking position ... Appears to have fully bounced back from a nagging left leg injury which forced a non-traditional redshirt campaign in 2015 ... Has played in 22 career contests and made 18 tackles (eight solo) ... Credited with at least one successful hit in 10 games and has racked up multiple totals on six occasions ... Of 18 overall stops, 16 have come on special teams (10 kickoff coverage, six punt coverage) ... Booked tackle for lost yardage (-5 yards) in first spring scrimmage on April 1. **2016:** Returned to active duty (following injury) and appeared in 10 games, primarily on special teams ... Logged nine stops (five solo) and a forced fumble (during third-quarter action vs. Connecticut) ... Co-led all specialist with seven stops - five on punt returns, two on kickoff returns ... Two other tackles were on rushing plays as a member of the linebacking corps ... Accounted for a season-high two stops three times, all in successive weeks (Cincinnati, Connecticut, Tulsa) ... Added single tackle totals against USF, Navy and Temple ... Six of nine hits were delivered on the road and netted three at Dowdy-Ficklen Stadium. **2015:** Suffered through an injury-plagued season, which actually began in the spring with a left leg ailment that prevented full scrimmage competition ... Decision for redshirt year was made during fall camp when recovery remained delayed and not progressing as team medical personnel had anticipated ... Did not appear in any game day action and contributions on scout team were limited, if not non-existent. **2014:** Played 12 games as a member of special teams units (DNP vs. North Carolina) ... Made collegiate debut against*

N.C. Central in the Pirates' season opener and was immediately thrown into the fire as a true freshman ... Booked nine tackles (three solo), all on special teams (eight on kickoff returns, one on a punt return) ... Nine tackle total ranked second among all special teams players ... Recorded at least one tackle in four contests ... Booked multiple-stops on three occasions ... Credited with a career-best three hits twice (at Cincinnati, at Tulsa) ... Other multi-tackle game was against Connecticut at Dowdy-Ficklen Stadium ... Finished year on a high note, racking up seven stops in the last five games (only two in first seven outings) ... Officially inked with ECU during the traditional signing day (period) in February. **High School:** Racked up 75 total tackles (36 solo) during senior season at Ponte Vedra High School ... Also credited with one sack, one fumble recovery, two pass breakups and one blocked punt for veteran coach Mike Lloyd in 2013 ... Netted 56 stops, an interception (vs. Palatka), two sacks and another blocked punt (vs. Orange Park) as a junior to help the Sharks post a 9-2 record and cap a run of back-to-back district titles ... Top effort of 2012 was an eight-tackle performance against Orange Park and also produced a pair of seven-stop outings vs. rivals Nease and Matanzas ... Started six games as a sophomore and totaled 45 tackles, a pick and a punt block ... In all, picked up three football letters and was a team captain ... Also recruited by Air Force and Virginia before committing to the Pirates on June 28 ... Transferred to Ponte Vedra after opening his prep career at Warsaw (Ind.) Community High School ... Was PVHS's representative for the Pursuing Victory with Honor program in St. John's (Fla.) County and maintained a grade point average over 3.0. **Personal:** Full name is Josiah Michael Carter ... Born at Lewisville, Texas ... Son of Michael and Abigail Carter ... A marketing major who has earned multiple ECU Honor Roll accolades for work in the classroom ... Hobbies include music (playing the drums) and hunting.

Carter's Career Defensive Statistics

YEAR	G/GS	UT	AT	TOT	SKS	TFL	FF	FR	INT	PB	QBH
2014	12/0	3	6	9	0.0	0.0	0	0	0-0	0	0
2015	redshirted/injured										
2016	10/0	5	4	9	0.0	0.0	1	0	0-0	0	0
Totals	22/0	8	10	18	0.0	0.0	1	0	0-0	0	0

Career-high tackles - 3 (two times), last vs. Tulsa (11/28/14)

8 Tahj Deans
Wide Receiver
6-2 • 186 • Fr-RS
Bailey (Southern Nash)



*Projected to contribute on offensive and special teams units during first campaign on ECU's active roster ... Will open preseason camp vying for a place on the depth chart at either outside receiver positions ... Broke open a quiet spring with a strong performance in the Purple-Gold Game (April 22), racking up five receptions for 98 yards. **2016:** Redshirted during true freshman campaign ... Member of offensive and special teams scout/developmental squads while acclimating to collegiate competition level ... Member of Scottie Montgomery's initial East Carolina signing class, inking with the Pirates in February. **High School:** Completed high school career with 65 catches for 1,074 yards and nine touchdowns ... Racked up over 500 all-purpose yards in 2015 ... Had 24 receptions for 411 yards as a senior ... Also starred defensively, collecting*

61 total tackles (which stood third on the unit) ... Topped Firebirds in interception return yards with 78 ... Served as SNHS's punter as well, averaging 33.7 yards per boot (640 yards on 19 punts) ... Earned invitation to compete in the prestigious Shrine Bowl of the Carolinas after senior campaign and was part of North Carolina's 54-39 win over South Carolina ... Led Southern Nash in receiving with 21 catches for 348 yards and three TDs as a junior ... Eclipsed the 100-yard all-purpose yard milestone during the Firebirds' 26-13 triumph against Fike HS ... Defensively, stood second on team with 63 overall stops in 2014 to earn *Rocky Mount Telegram* All-Area honors ... A three-star prospect according to *ESPN.com* ... Also rated by *ESPN.com* among the Top 60 recruits in North Carolina (and Top 115 athletes nationally) ... Picked up additional letters as a standout track and field performer at Southern Nash as well ... Also recruited by Virginia Tech, Wake Forest, Appalachian State and Georgia Southern before officially committing to East Carolina on May 5, 2015.

Personal: Full name is Tahj Natorry Deans ... First name is pronounced TODGE (silent D) ... Son of Tavis Battle and Shavonnie Deans ... Enrolled in general college curriculum (undeclared major) ... Earned Honor Roll accolades for classroom work during the 2016 fall semester ... Cousin is Julius Peppers, a former North Carolina All-America selection and National Football League All-Pro choice (currently on Carolina Panthers' roster).



68 Jack Doyle
Offensive Line
6-4 • 256 • Fr-RS
Wake Forest (Heritage)

Will open first collegiate season on Pirates' active roster competing for a two-deep role on the offensive line ... Could also gain additional game-day experience via blocking assignments on various special teams (PAT, FG and punts).

2016: Spent true freshman season as a redshirt ... Continued development and acclimation as a participant on offensive scout squad ... Part of Scottie Montgomery's first signing class, inking a national letter-of-intent in February. **High School:** A three-year letterman on the offensive line for Heritage High School ... Earned selected to the *USA Today* North Carolina All-State squad (second team) ... Helped lead Huskies to the North Carolina High School Athletic Association (NCHSAA) 4-AA Playoffs as a senior ... Regarded as a key contributor for an offensive unit that generated 2,842 total yards and produced five 200-plus-yard passing outings ... Performance was cited during HHS's 52-7 victory over Jordan HS, a contest in which the Huskies generated over 400 yards and five touchdowns ... Logged a single-game high 11 pancake blocks during senior campaign ... Part of North Carolina's 54-39 win over South Carolina in the Shrine Bowl of the Carolinas ... As a junior, earned First-Team All-Cap 4-A Conference honors ... A three-star prospect according to *247Sports.com* ... Same recruiting website also listed him as one of the Top 60 overall (all positions) prospects in the state of North Carolina and among the nation's Top 125 offensive linemen ... Picked up additional varsity letters in basketball ... Reportedly produced a prep dead-lift of 485 pounds ... Officially committed to the East Carolina program on October 28, 2015. **Personal:** Full name is Jack Joseph Doyle ... Son of Mike and Julie Doyle ... Major is construction management ... Excellence in classroom during 2017 spring

semester earned inclusion on ECU's Honor Roll ... Father currently serves as Heritage High School's offensive line coach as well as the program's strength & conditioning coordinator after previous coaching stops at Ellsworth Community College (head coach), Foothill College, San Francisco Community College, San Francisco State, Leicester Panthers (U.K., head coach) and Iowa State ... Has three siblings ... Older brother Ryan was a three-year starter on Maryland's offensive line.



1 Deondre Farrier
Wide Receiver
6-1 • 185 • So-IL
Orlando • Fla. (Lake Nona)

A highly-regarded receiver who offers another dynamic dimension to a deep and talented pass catching pool ... Served as a part-time

*starter as a redshirt freshman and will open sophomore year battling senior Quay Johnson for reps at the "H" (slot) position ... Could also contribute as a returner on special teams unit ... Caught a combined 10 passes for 144 yards and one touchdown in three spring scrimmages ... Accumulated 84 reception yards on two grabs during first outing on April 1 ... Was on receiving end of a 65-yard scoring strike from Reid Herring in opener ... Topped all pass catchers with four receptions for 37 yards in second tilt (April 7) before closing out drills by hauling in four passes for 23 yards during the Purple-Gold Game on April 22 ... Already has become one of the more popular Pirate players, thanks to personality and willingness to engage in frequent community relations activities (hospital visits most notably). **2016:** Played in 11 games and made four starts (UCF, USF, Connecticut, Tulsa) ... Targeted 29 times and totaled 21 receptions for 305 yards and one touchdown ... Scoring grab was a 16-yarder from Philip Nelson in American Athletic Conference opener against UCF at Dowdy-Ficklen Stadium ... Fourteen (14) of 21 catches resulted in a first down and 13 traveled 10 or more yards (five exceeded 20 yards) ... Had at least one reception in eight contests and two or more in seven outings, which included a career-best four at Cincinnati ... Established a personal-high yardage effort of 86 at USF ... In addition to four-catch, 49-yard performance against Bearcats, other multiple-reception tilts came vs. South Carolina (3-58), UCF (3-39), USF (3-86), Tulsa (3-29), Western Carolina (2-15) and Connecticut (2-15) ... Had a single grab against SMU for 14 yards ... Career-long reception was a 46-yarder against Bulls at Raymond James Stadium ... Enjoyed playing on the road with 13 catches for 222 yards (compared to an 8-reception, 83-yard total in five home games) ... Also credited with a 17-yard rush against Golden Hurricane at Chapman Stadium ... Tallied a pair of tackles on interception returns in back-to-back weeks (UCF, USF) ... Did not play against Navy in home finale. **2015:** Redshirted during true freshman season ... Contributed valuable role as a member of the offensive scout squad, helping prepare Pirate defensive backs on a weekly basis for many spread-based units in the American Athletic Conference ... Signed with ECU program during traditional February signing period. **High School:** A Parade All-America (honorable mention) choice after three illustrious seasons at Lake Nona ... Helped Lions to an 8-3 overall record and a 5-1 district mark as a senior ... Hauled in a state-record 118 receptions for an Orange County standard 1,850 yards and 22 touchdowns in 2014 for head coach Anthony Paradiso ... Averaged 16 yards*

per grab and nearly 170 yards per game during senior year ... Tallied a single-game career-best 18 catches for 205 yards against Lakeland, also as a senior ... Other games of note were a 13-reception, 291-yard, three-touchdown effort vs. Celebration and a 14-catch outing in the season finale against Emerald ... Earned Florida Class 7A All-State honors (third team) ... Logged 55 receptions for 939 yards and seven TDs as a junior after securing 43 receptions for 604 yards and three scores during sophomore campaign ... In all, amassed 3,393 yards and 32 touchdowns on 216 catches during varsity career ... Played key role in Lake Nona's 8-2 regular season record in 2013 ... Opened prep career at Edgewater (Fla.) High School in 2011-2012 before transferring to LNHS ... Scouting publications cited athleticism and play-making ability as top on-the-field qualities ... Listed as a Top 500 regional prospect by *ESPN.com* ... Ranked among the Top 20 receivers in Florida and 86th nationally by *Scout.com* ... Also a Top 10 member of the *Orlando Sentinel's* Central Florida Super 60 and stood No. 54 in the *Sentinel's* Florida Top 100 ... Earned receiver MVP honors at the Orlando Nike Football Training Camp ... Clocked at 4.48 in the 40-yard dash at the Under Armour All-American Combine ... Officially committed to the Pirates on December 9, 2014 after considering other reported offers from Southeastern Conference members Florida and Kentucky, along with Miami (Fla.) and Southern Cal. **Personal:** Full name is Deondre Rashad Farrier ... Son of Benita Foster ... A university studies major.

Farrier's Career Receiving Statistics

YEAR	G/GS	NO	YDS	AVG	TD	LONG
2016	11/4	21	305	14.5	1	46 (USF)
Totals	11/4	21	305	14.5	1	46 (USF)

Career-high receptions – 4 vs. Cincinnati (10/22/16)

Career-high reception yards – 86 vs. USF (10/08/16)



8 Bobby Fulp

Defensive Back
6-4 • 204 • Sr-3L

Midlothian • Va. (Clover Hill)

*An emerging performer in the defensive secondary who has climbed the two-deep since earning a roster position as a true freshman walk-on in the fall of 2013 ... Pencil in as the starting strong safety to open the 2017 campaign ... Versatility allowed for ample snaps at the cornerback position during development process ... Could also be counted on to possibly handle roles on various special teams, similar to first three seasons in program ... Promoted to scholarship status during fall camp prior to the 2015 season opener ... Has played in 34 career contests and made six starts (all occurring during the 2016 season) ... Tallied 53 stops (35 solo) and picked off two passes ... Ten (10) hits have come on special teams (six on kickoff coverage, four on punt coverage) ... Author of 12 multiple tackle outings (at least one in 22 contests). **2016:** Appeared in 10 games (did not play in final two contests of season against Navy and Temple) ... Made six starts – four at cornerback (Virginia Tech, Connecticut, Tulsa, SMU) and two at strong safety (NC State, UCF) ... Credited with 32 tackles (21 solo), 2.5 TFLs (-3 yards), five pass breakups and one interception ... Picked off lone pass in the fourth quarter against the Huskies and added a 24-yard return ... Tallied at least one stop in all 10 outings and contributed multiple-tackle performances*

on eight occasions ... Booked a career-high seven successful hits (five solo) in American Athletic Conference opener vs. UCF at Dowdy-Ficklen Stadium ... Picked up six tackles in road matchup at Tulsa, booked four at South Carolina and three each in tilts against Western Carolina, Virginia Tech and SMU ... Turned in two stops in successive weeks vs. Cincinnati and Connecticut ... Accounted for lost yardage vs. Catamounts (0.5), Knights (1.0) and Mustangs (1.0) ... Splits were nearly identical with 15 tackles on rushes and 16 hits on pass plays ... Added one special teams stop on punt return coverage unit ... Established a personal-best with three pass breakups vs. SMU after batting down singular throws vs. Golden Hurricane and Huskies ... Successfully bounced back from an existing (2015) shoulder injury that limited play during the spring. **2015:** Played in all 12 contests as a full-time reserve at strong safety and as a top-tier member of the special teams unit ... Collected 18 tackles (13 solo) ... Logged stops in nine contests and was credited with multiple hits on four occasions ... Picked up 15 tackles in first six outings (2.5 tpg) before nagging shoulder injury limited effectiveness in final six games (three/0.5 tpg) ... Turned in a season-best four stops twice (Navy, BYU) ... Booked three hits vs. Virginia Tech, two vs. Florida and single tackles against Towson, SMU, Tulsa, Temple and UCF ... Credited with seven special teams stops (five on kickoff returns, two on punt returns) ... Of the 11 tackles on defense, eight came on rushing plays ... Picked off first career pass at Florida and returned it two yards (which helped set up an ECU touchdown in the third quarter) ... Did not record statistics in outings vs. Connecticut, USF and Cincinnati ... A two-time game captain (Florida, BYU). **2014:** Appeared in 12 games as a member of the special teams unit and as a reserve in the Pirate secondary ... Overall, credited with three tackles (one solo) ... Two stops were made on special teams (one each on a kickoff and punt return) ... Experienced action in the ECU secondary at Tulsa following an injury to starter Lamar Ivey ... Recorded only defensive stop (solo) against the Golden Hurricane at Chapman Stadium ... Formally elevated to two-deep status prior to regular season finale against UCF and maintained standing for the Birmingham Bowl clash against Florida ... Did not play at South Carolina. **2013:** Earned roster position as a walk-on ... Was redshirted during initial campaign in ECU program but was considered a valuable member of the developmental (scout) team. **High School:** Earned three varsity football letters at Clover Hill School ... Played on both sides of the ball during prep career (quarterback/wide receiver on offense, secondary on defense) ... Also lettered as a track standout. **Personal:** Full name is Edward Norris Fulp II, but prefers to be called Bobby ... Major is industrial distribution and logistics.

Fulp's Career Defensive Statistics

YEAR	G/GS	UT	AT	TOT	SKS	TFL	FF	FR	INT	PB	QBH
2014	12/0	1	2	3	0.0	0.0	0	0	0-0	0	0
2015	12/0	13	5	18	0.0	0.0	0	0	1-2	0	0
2016	10/6	21	11	32	0.0	2.5	0	0	1-24	5	0
Totals	34/6	35	18	53	0.0	2.5	0	0	2-26	5	0

Career-high tackles – 7 vs. UCF (10/01/16)



44 Kendall Futrell
 Defensive End
 6-2 • 230 • So-1L
 Winterville (South Central)

Made an immediate impact on Pirates' defensive unit as a true freshman outside linebacker before an illness prematurely ended campaign

... Closed spring and off-season workouts as a projected starter as one of two end on the front line in ECU's newly-implemented 4-2-5 scheme ... Racked up four tackles, including two for lost yardage (-5), during the Purple-Gold Game on April 22 ... Held out of first two spring scrimmages for precautionary reasons (2016 injury). **2016:** Played in seven contests and made one start (at Virginia Tech) during initial season ... Was lost for the remaining five games because of an illness ... Credited with nine tackles (five solo) ... Quickly established a personal-best with five stops against Hokies at Lane Stadium (and also netted a half TFL) ... Collected two tackles in collegiate debut against Western Carolina and added single hits in outings vs. South Carolina and USF ... All nine stops were on rushing plays and six drops were recorded on the road. **High School:** A three-year starter and letterman for coaches Tim Carter and Andy Tew at South Central High School ... Credited with over 230 tackles, 40.0 TFLs, 25.0 sacks and eight forced fumbles during prep career ... Selected as the 2015 *Greenville Daily Reflector* Defensive Player-of-the-Year after netting 101 total stops, 14.0 TFL and a county-high 12.0 sacks as a senior ... Also a member of the *Daily Reflector*'s First-Team All-County squad ... Earned additional accolades with inclusion on *USA Today*'s North Carolina All-State squad (second team) ... Opened senior campaign as a linebacker for Falcons, but moved to defensive end midway through the season ... Cited by *MaxPreps.com* as the Falcons' defensive player-of-the-game on three occasions and as the overall player-of-the-game once ... Helped lead South Central to a 7-5 record and North Carolina High School Athletic Association (NCHSAA) playoff appearance as a junior ... Racked up 103 tackles, 24.0 TFL and 12.0 sacks in 2014 ... Turned in notable effort against Southern Wayne HS during junior season with 15 stops (10 solo), 4.0 TFL, a sack and a safety during the Falcons' 36-6 victory ... Started prep career on the junior varsity as a freshman but was quickly promoted to starting role on varsity early during sophomore year ... Labeled as a two-star prospect according to *Scout.com* ... Earned additional letters in basketball ... Officially committed to East Carolina on September 3, 2015 ... Also received interest from (and recruited by) Clemson, North Carolina, North Carolina State and Purdue. **Personal:** Son of Calvin and Leah Futrell ... Enrolled in ECU's general college curriculum (has not declared major).

Futrell's Career Defensive Statistics

YEAR	G/GS	UT	AT	TOT	SKS	TFL	FF	FR	INT	PB	QBH
2016	7/1	5	4	9	0.0	0.5	0	0	0-0	0	0
Totals	7/1	5	4	9	0.0	0.5	0	0	0-0	0	0

Career-high tackles - 5 vs. Virginia Tech (09/24/16)



26 Colby Gore
 Defensive Back
 5-11 • 172 • So-1L
 Little River • S.C. (North Myrtle Beach)

A young, but battle-tested pass defender who will enter sophomore year as a conference honors candidate ... Wrapped up spring practice period in a battle with Travis Phillips for starter status at the field cornerback position ... Amassed 15 tackles in three spring scrimmages, three resulting in lost yardage ... Led unit in first and third (Purple-Gold Game) contests with six and eight stop totals, respectively ... Officially enrolled early at ECU in January of 2016 ... Re-signed (grant-in-aid) with head coach Scottie Montgomery's program after initially inking a national letter-of-intent with the Pirates in February, 2015. **2016:** Quickly developed into a starter during true freshman season, opening nine of 12 games ... Started first collegiate contest against Western Carolina, came off the bench vs. NC State, South Carolina and Virginia Tech before regaining top role for the remaining eight American Athletic Conference games ... Made 43 stops (29 solo), 2.0 tackles for lost yardage (Connecticut, Navy), one sack (Connecticut), five pass breakups and a pair of interceptions ... Picked off passes against UCF (one-yard return) and Connecticut (eight-yard return), both at Dowdy-Ficklen Stadium ... Recorded at least one tackle in all 12 games (reached multiple totals 10 times) ... Established a career-high with 12 stops at Tulsa ... Other notables include six hits vs. Huskies, five vs. Midshipmen, four vs. Knights, three each against Cincinnati and SMU, and a pair in outings vs. Western Carolina, NC State, South Carolina and USF ... Knocked down passes against UCF (2), South Carolina, Cincinnati and SMU ... Enjoyed strong finish to campaign, averaging 5.4 tackles per tilt in last five games (27 total) ... Turned in a 2.3 tpg clip (16 stops) in first seven contests ... Recipient of the "Newcomer-of-the-Year" award during program's annual post-season banquet. **High School:** A two-way player, special teams stalwart and team captain for head coach Blair Hardin at North Myrtle Beach ... Produced 1,499 all-purpose yards as a receiver on the offensive side of the ball and as a prolific punt and kickoff return specialists ... Defensively, netted 79 tackles with four interceptions and six pass break-ups from his safety position as a senior ... Totaled 48 stops, eight interceptions (three returned for touchdowns) and two forced fumbles during junior season ... Logged 350 yards on 25 catches as a wide-out in 2013 ... Turned in a 98-yard kickoff return for a score and a 76-yard interception return for another touchdown during a contest against Wilson as a junior ... Also added a punt return for a TD during the course of the season ... Rated as the No. 24 overall prospect in the state of South Carolina and the No. 4 defensive back by *Scout.com* ... Selected to play in the Touchstone Energy Cooperatives North vs. South All-Star Bowl Game. **Personal:** Full name is Colby Deion Gore ... Born at Myrtle Beach, S.C. ... Son of Carlton and Rose Gore ... Older brothers all earned honors as football lettermen at North Myrtle Beach High School ... Brother P.J. Gore starred at Mars Hill and later signed a free agent contract with the Atlanta Falcons ... Another brother, Stephon Gore, serves as an assistant football (defense) coach at Monroe (N.C.) High School ... Has 11 uncles on father's side of the family, including Milton Gore who helped Georgia Southern capture NCAA Division I-AA National Championships in 1985 and 1986 ... Active in his church and member of the youth choir ... In addition to singing, other hobbies include cooking, basketball, running, fishing and hunting ... Enrolled in ECU's general college program until major is declared.

Gore's Career Defensive Statistics

YEAR	G/GS	UT	AT	TOT	SKS	TFL	FF	FR	INT	PB	QBH
2016	12/9	29	14	43	1.0	2.0	0	0	2-8	5	0
Totals	12/9	29	14	43	1.0	2.0	0	0	2-8	5	0

Career-high tackles – 12 vs. Tulsa (11/05/16)



4 Malik Gray

Wide Receiver
6-1 • 197 • Jr-1L
Inman • S.C. (Chapman)

Made noteworthy climb on unit's depth chart during the spring and will open junior campaign listed as a top reserve behind Davon Grayson at the "Z" receiver's position ... Should also contend for an active role on special teams during third season on ECU's active roster ... Has played in eight career contests, but did not record statistics as a redshirt freshman and sophomore ... Opened spring scrimmage schedule in impressive fashion with four receptions for 76 yards and a pair of touchdowns on April 1 ... On receiving end of a 46 and two-yard scoring strikes from Reid Herring ... Followed with a two-catch, 29-yard effort during second tilt on April 7 before making four grabs for 18 yards and a TD (two-yarder from Herring) in the Purple-Gold Game (April 22).

2016: Provided quality depth to receiving corps and special teams unit by appearing in four games as a sophomore ... Was not credited with any statistics (receptions or tackles) in outings against Western Carolina, UCF, Connecticut and SMU. **2015:** Played in four contests as a reserve pass-catcher and special teams participant during redshirt freshman year ... Made collegiate debut against Towson in season opener before following with outings vs. SMU, Temple and UCF ... Did not record a reception or tally any tackles (special teams). **2014:** Redshirted as a true freshman during first season in ECU program ... Contributed solid performance preparing Pirate secondary in role on offensive scout team.

High School: Was Chapman High School's top quarterback ... Completed 108 passes for 1,876 yards and 18 touchdowns for coach Mark Hodge as a senior ... Also picked up 667 ground yards and scored four times on 158 rushing attempts, while netting 10 receptions for 139 yards and a pair of TDs ... Opened varsity career as a pass catcher before move to the signal-caller position ... Led Panthers to a 10-4 record in 2013 ... Senior campaign highlights include a 60-yard TD run to help CHS past Union and spark a five-game win streak ... Key member of a squad that reached the state 3-A playoffs and before exiting with a setback in the semifinal round ... Committed to the Pirates on Jan. 15 prior to his official visit. **Personal:** Full name is Malik Divine Gray ... Major is sports studies.

Gray's Career Receiving Statistics

YEAR	G/GS	NO	YDS	AVG	TD	LONG
2015	4/0	0	0	0.0	0	---
2016	4/0	0	0	0.0	0	---
Totals	8/0	0	0	0.0	0	---

Career-high receptions – none

Career-high reception yards – none



85 Davon Grayson

Wide Receiver
6-2 • 187 • Sr-3L
Suffolk • Va. (Kings Fork)

A charismatic and engaging performer who is expected to fully bounce back after being sidelined the entire 2016 season because of a back ailment ... A big-play receiver who made an immediate splash as true freshman in 2013, but dazzling career has been interrupted twice by a pair of injuries ... Appears to have regained full health with a strong spring showing and a preseason designation as the Pirates' starting "Z" receiver in 2017 ... Was medically cleared during the winter and opened scrimmage action with a pair of catches for 43 yards (April 1) ... Snared five passes for 53 yards during the Purple-Gold Game on April 22 ... In all, has opened 28 of 31 career games with 76 catches for 881 yards (11.6 ypr) and seven touchdowns ... Netted multiple receptions in 23 contests ... Thirty-two (32) of 76 grabs have gone for 12 or more yards (11 for 20-plus, five for 30-plus, one for 40-plus, one for 50-plus and one for 60-plus). **2016:** Turned in unconventional redshirt season when back injury didn't respond to rehabilitation efforts ... Continued conditioning regime throughout the fall, but was limited in contact work ... Participated in spring drills (four receptions for 85 yards in Purple-Gold Game), but was effectively shut down for the remainder of the year during preseason camp. **2015:** Opened all 12 games at one of the outside receiving positions ... Stood fourth on unit with 33 receptions for 448 yards and three touchdowns, yet topped all pass catchers with a 13.6 yards-per-catch average ... Seventeen (17) grabs went for 10 or more yards and five exceeded 20 yards ... Caught at least one pass on 11 occasions and produced multiple reception totals 10 times ... Surpassed the 30-yard mark in seven contests and eclipsed the 50-yard milestone in five outings, which included a career-best 99 at UCF during the road finale ... Also hauled in a career-long 69-yarder against the Knights – ECU's longest play from scrimmage all year ... Scored all three TDs (Florida/31-yarder, SMU/10, Cincinnati/10) in the first quarter ... Contributed a season-high five catches at BYU (53 yards) and had three four-reception efforts (56 yards vs. Florida, 84 vs. Tulsa and 99 vs. UCF) ... Was on receiving end of a 34-yarder from fellow pass-catcher Zay Jones against Golden Hurricane, which at the time ranked as the longest successful toss of the season ... Netted three grabs each against Towson (31 yards), Virginia Tech (53), Cincinnati (33) and a pair of catches vs. SMU (10), Temple (16), USF (six) ... Limited to just one reception at Connecticut (seven yards) and zero catches at Navy ... Enjoyed five-game mid-season (Sept. 26 to Oct. 22) surge that produced 16 receptions for 216 yards – an average of 3.2 catches for 43.2 yards per game (2.4/33.1 averages the other seven contests). **2014:** Quickly removed all rust from an 11-month layoff by catching four passes for 26 yards against N.C. Central in the season opener ... Overall, started 10 of 13 games and recorded 25 receptions for 257 yards (10.3 ypr) ... In addition to effort vs. the Eagles, matched season-high with four grabs on two other occasions – vs. Cincinnati and UCF ... Top yardage accumulation came against the Knights (68) during regular season finale at Dowdy-Ficklen Stadium ... Recorded at least one catch in 10 games ... Enjoyed strong finish, making 14 of 25 receptions in the last five games for 176 yards (12.6 ypr) ... Ten catches totaled 10 or more yards (four for 20-plus) ... Pulled down two or more receptions eight times ... Hauled in three passes vs. SMU in inaugural American Athletic Conference game before adding two each in outings against Connecticut, Tulane, Tulsa and Florida (Birmingham Bowl)

... Had long gainer of 31 vs. Golden Hurricane at Chapman Stadium (before finishing night with 41 yards) ... Contributed 36 reception yards (long of 30) vs. Gators at Legion Field ... Did not have a catch in games against Virginia Tech, North Carolina or Temple. **2013:** Recorded 18 catches for 176 yards (9.8 ypr) and four touchdowns in six games (and starts) during true rookie campaign ... Suffered a season-ending left knee injury at Tulane on Oct. 12 ... Posted multi-catch totals in first five games, while posting season-bests in receptions (seven) and reception yards (66) during a pivotal Conference USA road win at Middle Tennessee a week prior to the injury ... Opened collegiate career with three TD catches vs. Old Dominion (nine, six and one-yarders) ... In all, had four catches for 28 yards against Monarchs ... Followed up with a two-reception, 29-yard effort against Florida Atlantic ... Also hauled in an 18-yard scoring strike from Shane Carden vs. the Owls to give ECU a 7-0 lead after its first possession ... Had two receptions for six yards the next week against Virginia Tech before adding three grabs for 47 yards vs. North Carolina at Kenan Stadium ... A 37-yarder vs. the Tar Heels in second quarter action marked a season-long and was one of five catches that exceeded 10 yards (also had a 32-yarder at MTSU) ... Selected to the College Football Performance Awards (CFPA) National Freshman Performers Watch List ... Signed with the Pirate program in February. **High School:** A First-Team All-Southeastern District selection at both wide receiver and defensive back for coach Joe Jones at Kings Fork High School ... Also named to the *Virginian-Pilot's* All-Tidewater First-Team Defense unit as a senior after helping the Bulldogs to a program-record seven wins (7-4) and the school's first-ever appearance in the Virginia High School League Division 5 Football playoffs (before suffering a 16-15 setback to Lakeland in the opening round) ... Had 45 receptions for 602 yards and seven touchdowns ... On defense, picked off three passes, had eight breakups and recovered three fumbles ... Top single-game effort was an 11-catch, 127-yard, one touchdown performance against Oscar Smith (Nov. 5) ... Earned selection to the 2012 Best of the 757 All-Camp Team following the Fifth Annual Best of the 757 Football Showcase in May ... Played in just two games as a junior in 2011 because of a hand injury ... In all, earned four football letters and served as a team captain ... Was also a track letterman for KFHS, clearing 6 feet, 3 inches in the high jump and 21-4 in the long jump ... Member of relay teams that turned in times of 45.06 (4x100) and 3:24.96 (4x400) ... A strong performer in the classroom who possessed a grade point average of 3.3. **Personal:** Full name is Davon Darrin Grayson ... Born at Cleveland, Ohio ... Lists the film industry as one of his hobbies and enjoys making videos and reading ... Earned a bachelor's degree in sport studies during East Carolina's Spring Commencement Exercises on May 5, 2017 ... Currently working on a second degree in family & community services ... Classroom work as an undergraduate was recognized by ECU Honor Roll designation in multiple semesters.

Grayson's Career Receiving Statistics

YEAR	G/GS	NO	YDS	AVG	TD	LONG
2013	6/6	18	176	9.8	4	37 (UNC)
2014	13/10	25	257	10.3	0	31 (TLS)
2015	12/12	33	448	13.6	3	69 (UCF)
2016	<i>redshirted/injured</i>					
Totals	31/28	76	881	11.6	7	69 (UCF)

Career-high receptions – 7 vs. Middle Tennessee (10/05/13)

Career-high reception yards – 99 vs. UCF (11/19/15)



15 Terrell Green

Wide Receiver

6-4 • 208 • Jr-2L

Charleston • S.C. (Hanahan)

Successfully returned from a one-year injury layoff (2015) to contribute quality depth to receiving and special teams units ... Followed steady 2016 performance with a strong spring showing to earn two-deep status as the No. 2 "X" receiver (behind senior Jimmy Williams) to open the 2017 campaign ... Expected to also vie for various special teams roles to enhance game-day repetitions ... Did not participate in spring scrimmages for precautionary reasons (shoulder injury) ... Has played in 19 career contests and recorded eight catches for 86 yards. **2016:** Experienced action in all 12 games and made one start (Virginia Tech) ... Listed as Zay Jones' top backup most of the season and opened clash against Hokies when Jones was moved to the slot position ... Targeted on 12 occasions and made seven catches for 78 yards (11.1 ypr) ... Five receptions resulted in a first down ... Logged three multiple-catch outings, snaring a personal-best two passes each in tilts vs. UCF, Tulsa and SMU ... Turned in top yardage total (28) against the Knights ... Added 26 yards vs. Golden Hurricane, vs. Mustangs and seven against USF (on one reception) ... Longest single grab was a 20-yarder vs. UCF in the American Athletic Conference opener at Dowdy-Ficklen Stadium. **2015:** Could not overcome nagging shoulder injury suffered late during the spring practice period and redshirt decision was made during preseason camp (to encourage complete recovery) ... Spent most of fall in rehabilitation mode. **2014:** Played in seven contests as a member of special teams and as a reserve on the receiving corps (once late decision was made to remove redshirt) ... Made collegiate debut as a true freshman against Connecticut on Oct. 23 before following with appearances against Temple, Cincinnati, Tulane, Tulsa, UCF and Florida (Birmingham Bowl) ... Caught first career pass (eight yards) at Temple in the third quarter ... Did not record any stats against Huskies, Bearcats, Green Wave, Golden Hurricane, Knights or Gators. **High School:** Caught 36 passes for 775 yards during senior season – averaging 21.5 yards per reception ... Guided Hanahan High School to an 11-2 overall mark and 5-0 league record in 2013 ... On the receiving end of an eventual game-winning 35-yard touchdown pass to help HHS to a 28-21 win against Orangeburg-Wilkinson ... Invited to the Low Country North-South All-Star game in Myrtle Beach (December, 2013) ... Experienced limited action as a junior after suffering a season-ending elbow injury during a contest against Bishop England ... Earned additional varsity letters in basketball during prep career, while also playing at the AAU level with the Low Country Ballers. **Personal:** Full name is Johnnie Terrell Green ... Major is communications ... Also competes on ECU's track squad (sprint events).

Green's Career Receiving Statistics

YEAR	G/GS	NO	YDS	AVG	TD	LONG
2014	7/0	1	8	8.0	0	8 (TEM)
2015	<i>redshirted/injured</i>					
2016	12/1	7	78	11.1	0	20 (UCF)
Totals	19/1	8	86	10.8	0	20 (UCF)

Career-high receptions – 2 (three times), last vs. SMU (11/12/16)

Career-high reception yards – 28 vs. UCF (10/01/16)



48 Anthony Gutierrez
Inside Linebacker
6-2 • 227 • Sr-1L
Sherman Oaks • Calif. (Santa Monica)

Heads into senior season competing for two-deep inclusion at either of the inside line-backing positions ... Was not credited with any defensive statistics in three spring scrimmages ... Will also vie for place on various special teams squads ... Was a 4-2-4 transfer who officially signed a grant-in-aid agreement with East Carolina on May 31, 2016 ... Initially inked with South Dakota State after senior (high school) campaign before transferring to Santa Monica College in the summer of 2014 ... Was formally announced as a mid-year transfer by UNLV on December 16, 2015 but opted not to enroll with the Mountain West Conference member in January. **2016:** Came off the bench to play in six games, mostly as a reserve inside linebacker ... Appeared in contests against Virginia Tech, UCF, USF, Connecticut, SMU and Navy ... Tallied six tackles (four solo) ... Opened Pirate career with pair of stops, including one for lost yardage (-2), against the Hokies at Lane Stadium ... Racked up two more hits in first American Athletic Conference road tilt at USF ... Collected single tackles in last two games played vs. Mustangs and Navy ... Five of six stops were on rushing plays. **Junior College:** Helped Corsairs to perfect 11-0 (overall) and 7-0 (conference) records as a sophomore in 2015 ... Santa Monica rolled past L.A. Pierce (63-0) and Victor Valley (63-0) by a combined score of 126-0 in the final two contests of the season ... Win over VVCC came in the Southern California Football Association (SCFA) American Division Championship Bowl on Nov. 21 ... Logged 13 stops (seven solo) in nine games from the outside linebacker position ... Was also credited 2.0 TFLs (-5 yards), two pass breakups and an interception (vs. Glendale) ... Turned in four multiple tackle outings (two each vs. Southwestern, Antelope Valley, L.A. Harbor and Santa Barbara) ... Part of defensive unit that surrendered only 18.8 points, 114.9 rushing yards, 244.4 passing yards and 359.3 total yards per game ... Was a two-year starter during junior college career, also earning top position as a freshman in 2014. **2013 (South Dakota State):** Signed with Jackrabbit program in February ... Did not experience game action as a redshirt during only campaign in Brookings ... Helped SDSU record a 9-5 mark and FCS (second round) playoff appearance as a member of the scout squad ... Decided to transfer at the end of the 2014 spring semester. **High School:** A four-year starter and two-time first-team all-conference selection at Notre Dame High School ... Earned team's defensive MVP award as a senior after racking up 109 tackles, which included 71 solo hits ... Also was credited with 14 tackles for lost yardage, eight sacks, seven batted passes, two forced fumbles and one recovery in 2012 ... Was named to the *Los Angeles Daily News* All-Star Team and twice garnered defensive player-of-the-game accolades - vs. Hamilton (Ariz.) HS, vs. Oak Christian (playoffs). **Personal:** Full name is Anthony Gutierrez ... A communications major.

Gutierrez' Career Defensive Statistics

YEAR	G/GS	UT	AT	TOT	SKS	TFL	FF	FR	INT	PB	QBH
2016	6/0	4	2	6	0.0	1.0	0	0	0-0	0	0
Totals	6/0	4	2	6	0.0	1.0	0	0	0-0	0	0

Career-high tackles - 2 (two times), last vs. USF (10/08/16)



70 Cortez Herrin
Offensive Line
6-3 • 346 • So-SQ
Saluda • S.C. (Saluda)

Appears ready and poised to take significant next step in career after earning an early starting nod at right guard to open 2017 season ... Officially enrolled early at ECU in January of 2016, thus has already benefitted from two spring practice sessions with the Pirates ... Has also gained nearly 25 pounds of strength since arrival in program. **2016:** Earned spot on game-day (and travel) roster during true freshman season, but only logged limited plays in opener vs. Western Carolina at Dowdy-Ficklen Stadium ... Did not experience action in remaining 11 contests and primarily spent fall on ECU's scout squad ... Member of head coach Scottie Montgomery's initial signing class. **High School:** Earned three letters for coach Stewart Young at Saluda High School ... Selected to the *USA Today* South Carolina All-State squad as a first-team offensive lineman ... Invited to play in the 2015 South Carolina North-South All-Star Game and was elected team captain ... Helped lead Tigers to a 10-3 overall record and a pair of playoff wins (30-27 over Keenan, 24-7 over Chesterfield) during senior campaign ... Outing of note in 2015 was a 14-pancake block effort against McCormick HS that helped lead Saluda to a 54-12 victory ... Played primarily the guard position on offense, while experiencing action as a defensive end on the other side of the ball ... Rated as a three-star recruit by *ESPN.com*, which also ranked him as South Carolina's No. 26 overall prospect (and among Top 90 offensive guards nationally) ... Awarded three stars by *247Sports.com* as well, in addition to a No. 17 state overall recruit ranking and a No. 41 standing among all offensive guards in the country ... A two-star performer according to *Scout.com* ... Officially committed to the Pirate program on May 20, 2015 ... Also received interest from Clemson, North Carolina and South Carolina ... Earned additional varsity letter as basketball player. **Personal:** Full name is Cortez Laquan Herrin ... Brother, Cedric Herrin, participated in the South Carolina North-South All-Star game in 2013, also serving as a captain ... A history education major who earned ECU Honor Roll inclusion for classroom work during the 2017 spring semester.



9 Reid Herring
Quarterback
6-3 • 180 • Fr-RS
Raleigh (Millbrook)

Made noteworthy strides in developmental phase during initial year in Pirate program and now is expected to compete with returning starter Gardner Minshew and newcomer Thomas Sirk for snaps as a redshirt freshman in 2017 ... Turned in strong spring showing, completing a combined 26-of-38 passes (68.4 percent) for 312 yards and four touchdowns in three scrimmages ... Was 9-of-13 for 155 yards and three scores in first tilt on April 1 ... Connected with Malik Gray (46, 2 yards) and Deondre Farrier (65) on TD throws ... Completed 4-of-8 aerials for 19 yards in an abbreviated contest on April 7 before accounting for 138 yards on 13-of-17 passing during the Purple-Gold Game (April 22)

... Opened the final spring game scoring action with a two-yarder to Gray. **2016:** Redshirted during initial campaign in ECU program ... Took majority of snaps while directing the offensive scout team ... Was part of head coach Scottie Montgomery's inaugural signing class, inking with Pirates in February. **High School:** A three-year letterman and team captain for coach Clarence Inscore at Millbrook High School ... Completed career as the school's all-time passing leader with 6,307 yards and 88 touchdowns ... Was an all-conference selection at quarterback as a sophomore, junior and senior while leading the Wildcats to the North Carolina High School Athletic Association (NCHSAA) playoffs each season ... MHS advanced to the third round twice, second round once ... Earned team MVP honors as a senior after throwing for 2,058 yards and 19 TDs ... Also added 263 rushing yards and six ground scores in 2015 ... Passed for 2,100 yards and 17 scores during junior campaign to help guide the Wildcats to an 11-3 record ... Outings of note were a 12-of-21, 228-yard, three-TD effort vs. Wakefield HS (38-12 victory) and a four-touchdown – three passing, one rushing – performance against Sanderson HS (38-7 win) ... Also named Cap-8 Conference Punter-of-the-Year in 2014 in addition to selection as the program's offensive player-of-the-year ... Established team single-season records for passing yards (2,149) and passing TDs (25) during sophomore season to lead Millbrook to a 10-4 overall mark and a playoff berth ... Chosen as the Wildcats' co-offensive player-of-the-year in 2013 following record-breaking year ... A three-star recruit according to *ESPN.com*, which also rated him as the 44th-best pocket passer in the country ... Cited as the No. 5 signal-caller in North Carolina (and No. 36 in the South) by *Scout.com* ... Recruited by Boston College and Miami (Fla.) before officially committing to East Carolina on April 18, 2015 ... Also earned two baseball letters and was chosen to all-conference and all-metro teams as a pitcher, short-stop and third baseman ... Was winning pitcher in opener of 4A state championship baseball series ... Picked up one additional letter as a shooting guard in basketball ... Excels in the classroom, earning academic all-conference honors and A/B honor roll inclusion all four years ... Recipient of the Millbrook's Outstanding Senior Award. **Personal:** Full name is Thomas Reid Herring ... Son of Scott and Susan Herring ... Father played football at North Carolina, earning a letter under Mack Brown in 1988 ... A marketing major ... Lists hobbies as fishing and golf.



59 Chandon Hickerson

Defensive End
6-3 • 231 • Fr-RS
Vacherie • La. (St. James)

*Quickly made acclimation to collegiate level during developmental year as a true freshman and earned place on ECU's 2017 preseason depth chart as a top reserve at one of the defensive end positions ... Gained familiarity with new 4-2-5 scheme during the spring and wrapped up drills by recording two stops during the Purple-Gold Game on April 22 ... Recipient of unit's "Most Improved Player Award" at close of spring practice period ... Was a late addition to the Pirates' 2016 signing class, formally inking with program on July 26 – a week prior to the opening of preseason camp. **2016:** Adjusted to late arrival and turned in solid performance as a scout team performer during redshirt campaign ... Did not experience game-day action, but did assist preparing ECU*

offense on a weekly basis. **High School:** A two-year football letterman at St. James High School ... Collected 64 tackles (32 solo), including eight for lost yardage, as a senior ... Also credited with six sacks, six quarterback pressures and a forced fumble in 10 contests during the 2015 season to help lead Wildcats to an 11-4 record ... Booked 28 stops (3.0 TFLs) in six outings during junior campaign. **Personal:** Full name is Chandon Hickerson ... Enrolled in East Carolina's general college program (undeclared major) ... Hometown of Vacherie (St. James Parish) is located directly on the Mississippi River, approximately 50 miles due west of New Orleans



37 Trevian Hicks

Rover
5-11 • 208 • Sr-2L
Winterville (South Central)

*Has parlayed three years of stellar special teams contributions into formal depth chart standing heading into senior year ... Penciled in as a top reserve at the newly-implemented "Pirate" position, which is a hybrid linebacker-safety combination commonly referred to as a rover back in other programs ... An unselfish and consummate team player whose attitude, athleticism and strength has fueled consistent growth ... Could also undoubtedly provide a continual spark to ECU's coverage teams as a special teams stalwart for the third-straight campaign ... Has played in 19 career games and recorded three tackles and two blocked punts ... Slowed slightly by an injury in the spring that limited scrimmage action. **2016:** Appeared in 11 of 12 contests ... Credited with a pair of tackles, both coming on special teams (one on kickoff coverage, one on punt coverage) ... Had an assisted stop at Tulsa and a solo hit in home finale vs. Navy ... Did not play in American Athletic Conference road opener at USF. **2015:** Played in eight contests as a sophomore, primarily experiencing action on special teams ... Did not play in the first four games, but was inserted on various coverage squads for remainder of the year and also made limited appearances on defensive unit ... In fact, logged lone tackle (solo) on rushing play during road finale at UCF during Pirates' 44-7 win in Orlando ... Garnered early headlines for a pair of punt blocks in consecutive contests at SMU and BYU ... Knocked down Mustang boot in the third quarter before following with another against Cougars a week later during first quarter action ... Block at Lavell Edwards Stadium resulted in a touchdown (Yiannis Bowden recovery in endzone) and early 14-0 ECU lead ... Was also credited with a 38-yard punt return on play vs. BYU ... Finished season ranked seventh nationally in punt blocks ... Also recognized for efforts on defensive scout team as the recipient of the Rick Bankston Memorial Award (symbolic of the top scout team player) ... Elected as a three-time game captain (BYU, Tulsa, Temple). **2014:** Spent season on developmental squad ... Did not experience game-day action as a redshirt freshman. **2013:** Initially earned roster position as a walk-on in the fall ... Redshirted during first year in program. **High School:** A two-year letterman and team captain for coach Tim Carter at South Central High School ... Was Falcon's leading tackler as a junior and senior ... An all-conference selection and defensive MVP during senior year ... Topped SChS in defensive TDs (three), picked off three passes (returning two for scores), recovered four fumbles (returning one for a TD) and forced six more in 2012 ... Was an*

honorable mention all-league pick in 2011, adding another ball strip to a team-high tackle total ... Also earned four letters as a track standout.

Personal: Full name is Trevian Montell Hicks ... Born at Greenville, N.C. ... Son of Fernando Hicks and Ronisha Shead ... Father was a standout prep football prospect who was offered scholarships by North Carolina and NC State before suffering career-ending injury during playoff run as a senior ... Cousin Devonte Bizzell played two seasons at Fayetteville State ... A well-respected community service advocate who donates countless of hours in the Greenville/Pitt County area ... Very involved in church and family activities ... Earned bachelor's degree in management during ECU's Spring Commencement Exercises on May 5, 2017 ... An Honor Roll student as an undergraduate.

Hicks' Career Defensive Statistics

YEAR	G/GS	UT	AT	TOT	SKS	TFL	FF	FR	INT	PB	QBH
2014	0/0	0	0	0	0.0	0.0	0	0	0-0	0	0
2015	8/0	1	0	1	0.0	0.0	0	0	0-0	0	0
2016	11/0	1	1	2	0.0	0.0	0	0	0-0	0	0
Totals	19/0	2	1	3	0.0	0.0	0	0	0-0	0	0

Career-high tackles – 1 (three times), last vs. Navy (11/19/16)



28 Hussein Howe

Running Back
5-9 • 183 • So-1J
Jacksonville • Fla. (University Christian)

A member of the Pirates' offensive two-deep as a top reserve in a deep running backs corps

... Likely to also experience ample playing time as a special teams catalyst for a second-straight season, either as a kickoff returner or on coverage assignments ... Despite role on ECU's active roster, was additionally recognized as an award-winning scout team contributor ... Ranked among team's leading rushers during spring scrimmage schedule, picking up a combined 198 yards on 22 carries ... Had 32 yards on six attempts during initial tilt on April 1 before racking up 74 yards on six totes in the second contest (April 7) ... Included in the 74 yards was a 52-yard touchdown jaunt ... Concluded spring work with a team-high 92 yards (10 carries) during the Purple-Gold Game on April 22. **2016:** Played in all 12 games as a true freshman, experiencing majority of action on special teams ... Made collegiate debut in offensive backfield against Western Carolina by rushing for seven yards on three carries ... Had a long run of four yards vs. Catamounts ... On special teams, recorded four kickoff returns for 31 yards and tallied four tackles (three solo) ... Initiated kickoff return role in American Athletic Conference opener vs. UCF and had one bring-back for a personal-best 17 yards ... Netted 14 yards on three returns vs. Navy in home finale ... Credited with stops (all on kickoff coverage) against Connecticut, Tulsa, SMU and Temple ... Was the offensive recipient of the prestigious Rick Bankston Memorial Award as the outstanding scout teams player of the year.

High School: A four-year starter who was part of two Florida Class 2A state championships on both sides of the ball for coach David Penland III at University Christian High School ... Helped the Christians to state titles as a freshman and senior (11-3 record) ... Closed prep career with 5,026 rushing yards and 86 touchdowns ... Played key role in UC's 61-16 victory over Tampa Cambridge Christian in the 2015 championship game at the

Florida Citrus Bowl, rushing for 191 yards on 22 carries ... Eclipsed the 5,000-yard career milestone in the third quarter before breaking away for a 22-yard scoring run which marked his fifth TD of the contest – the second-highest scoring (30 points) total in state finals history – during the dominating triumph that was conducted with a running clock ... Key contributor for an offensive unit that scored 711 points during the course of the 2015 campaign, an average of 50.8 per contest ... Defensively, starred as a linebacker on a unit that surrendered only 159 points all season (11.4 ppg) ... In the title game, was credited with a team-high nine tackles, including four for lost yardage, a sack, forced fumble and a recovered fumble ... Guided the Christians to a district-clinching title in mid-October by racking up 148 rushing yards and catching an 87-pass in the first half against Cedar Creek Christian (before finishing with 175 ground yards on 14 attempts during an eventual 61-18 win) ... Averaged 6.1 yards per carry as a sophomore (757 yards and 16 TDs on 125 carries) after significantly contributing to UC's state championship in 2012 ... Played as an eighth-grader before earning initial starting assignment as a freshman ... Classified as a three-star recruit by *ESPN.com*, *Rivals.com*, *Scout.com* and *247Sports.com* ... Earned national ratings as a cornerback, standing No. 38 nationally at position according to *247Sports.com* (46th by *ESPN.com*) ... Ranked as the 55 overall prospect in the state of Florida by *247Sports.com* ... Offer list reportedly surpassed 20 schools according to scouting outlets, which included Louisville, Maryland, Utah, Colorado, Mississippi State and Wisconsin ... Also lettered in track, establishing personal records (PRs) in the 100 meters (11.90), 200 meters (24.30) and long jump (19-11.75). **Personal:** Full name is Hussein Kareem Howe, Jr. ... Son of Hussein Sr. and Nia Howe ... A criminal justice major.

Howe's Career Rushing Statistics

YEAR	G/GS	ATT	GAIN	LOSS	NET	APC	TD	LONG
2016	12/0	3	7	0	7	2.3	0	4 (WCU)
Totals	12/0	3	7	0	7	2.3	0	4 (WCU)

Career-high rushing attempts – 3 vs. Western Carolina (09/03/16)

Career-high rushing yards – 7 vs. Western Carolina (09/03/16)

Howe's Career Receiving Statistics

YEAR	G/GS	NO	YDS	AVG	TD	LONG
2016	12/0	0	0	0.0	0	---
Totals	12/0	0	0	0.0	0	---

Career-high receptions – none

Career-high reception yards – none

Howe's Career Kickoff Return Statistics

YEAR	G	NO	YDS	AVG	TD	LONG
2016	12	4	31	7.8	0	17 (UCF)
Totals	12	4	31	7.8	0	17 (UCF)

Career-high kickoff return game – 17 vs. UCF (10/01/16)



1 Tim Irvin

Defensive Back
5-9 • 192 • So-SQ
Miami • Fla. (Auburn)

Expected to provide Pirate secondary with a significant impact during initial season on active roster ... Emerged from spring drills as the projected starter at the free safety position and should vie for conference honors candidacy ... A Preseason All-American

Athletic Conference choice (fourth-team) according to Athlon Sports ... Transferred into the ECU program during 2016 preseason camp in August after transferring from Auburn and enhanced scout squad's performance ... Fought through nagging spring injuries, which limited scrimmage play to only one outing ... Credited with three stops during second tilt on April 7. **2016:** Sat out fall season in observance of NCAA transfer rules ... Contributed valuable role as a member of the defensive scout squad, helping prepare Pirate receiving corps on a weekly basis. **2015 (Auburn):** Opened year as starter in Auburn's nickel package as a true freshman ... Played in 10 games and was credited with 18 tackles (eight solo), two quarterback hurries and a pair of pass breakups ... Collected four tackles in collegiate debut vs. Louisville, which also marked lone start of season ... Tacked on four more stops and a pass breakup a week later against Jacksonville State ... Added two tackles in SEC matchups against LSU and Mississippi State (both solo) ... Matched personal-best with a quartet of hits vs. Idaho ... Helped Tigers to a 7-6 overall record (2-6 in SEC West Division) and a 31-10 win over Memphis in the Birmingham Bowl on Dec. 29 ... Enrolled at Auburn early (January).

High School: A top-ranked safety prospect ... Also played running back and receiver at Westminster Christian ... Prep coach was uncle Sedrick Irvin, who also served on the ECU staff as an offensive staff assistant during the 2016 campaign ... Racked up 2,100 career rushing yards, 1,145 receiving yards, 231 tackles and scored 43 TD ... Was a Class 3A All-State selection who also was invited to play in the U.S. Army All-American Game and Miami-Dade North-South Game ... Regarded as a Top 50 player from the state of Florida by *Scout.com* and *Rivals.com* ... Member of *PrepStar's* Top 150 ... Also lettered in basketball and was a state finalist in track. **Personal:** Son of Timothy Irvin Sr. and Sheimeka Irvin ... Has two siblings, Shemar and Timeka ... Uncle Michael is an NFL Hall of Famer ... Major is communications.

Irvin's Career Defensive Statistics

YEAR	G/GS	UT	AT	TOT	SKS	TFL	FF	FR	INT	PB	QBH
2015*	10/1	8	10	18	0.0	0.0	0	0	0-0	2	2
2016	<i>redshirted/transfer protocol</i>										
Totals	10/1	8	10	18	0.0	0.0	0	0	0-0	2	2

Career-high tackles – 4 (three times), last vs. Idaho (11/21/15)

*played freshman season at Auburn



50 Shaun James

Defensive Tackle
6-4 • 274 • Jr-III
Virginia Beach • Va. (Green Run)

A versatile defender who has played both end and tackle positions during two-year career ... Expected to open junior campaign competing

for depth chart status on the inside of ECU's four-man front ... Should also be in a position to experience additional action as a member of special teams to possibly extend game-day repetitions ... Was credited with a tackle in the second and third spring scrimmages (April 7, April 22), respectively. **2016:** Played in all 12 games as a reserve on the Pirates' defensive front during sophomore season ... Tallied three solo tackles, including one for lost yardage (-4) at Cincinnati ... Posted other stops against Western Carolina in the season opener and vs. Navy in the home finale ... All three hits came on rush plays ... Also experienced action

as a blocker on punt team. **2015:** Played in one contest as a redshirt freshman during first active campaign on roster ... Experienced only action in road finale at UCF and was credited with first collegiate tackle on a rushing play against the Knights during ECU's 44-7 triumph. **2014:** Redshirted during first year in Pirate program ... Competed on defensive scout team ... Signed with ECU in February. **High School:** A First-Team All-Beach District choice by the *Virginian-Pilot* in 2013 ... Played key role leading Green Run High School to a 10-4 record and third-round Virginia state playoff appearance for coach Jeff McGowan ... Rated as the 30th-best prospect in the Commonwealth by 247Sports Composite ... Booked 70 tackles, six sacks and three fumble recoveries for a 2-8 Stallion squad as a junior in 2012 ... Cited family atmosphere as primary reason for signing with the East Carolina program ... Committed to the Pirates on Aug. 13 ... Middle school teammate of current ECU defensive lineman Demetri McGill ... Also earned letters as a basketball standout for the Stallions. **Personal:** Full name is Shaun Lopez James ... A university studies major who earned selection to the ECU Honor Roll for classroom work during the 2017 spring semester.

James' Career Defensive Statistics

YEAR	G/GS	UT	AT	TOT	SKS	TFL	FF	FR	INT	PB	QBH
2015*	1/0	0	1	1	0.0	0.0	0	0	0-0	0	0
2016	12/0	3	0	3	0.0	1.0	0	0	0-0	0	0
Totals	13/0	3	1	4	0.0	1.0	0	0	0-0	0	0

Career-high tackles – 1 (four times), last vs. Navy (11/19/16)



23 Quay Johnson

Wide Receiver
5-10 • 184 • Sr-3L
Knightdale (Knightdale)

An elusive, explosive and exciting playmaker who should continue to excite a major presence to the Pirates' offensive unit and special teams squad as a senior in 2017 ... Offensively, is ECU's projected starter at the "H" receiver slot and is expected to again contribute to the special teams unit as a returner ... Delivers plenty of pass catching ability to go along with a running back's mentality ... Has already appeared in 34 career contests (11 starts) in three seasons and made 83 catches for 754 yards (9.1 ypr) and four touchdowns ... Picked up 35 rushing yards on seven carries (4.7 ypr) out of the "wildcat" formation ... Returned 41 kickoffs for 794 yards (19.4 ypr) and 28 punts for 188 yards (6.7 ypr) ... Has racked up 1,769 all-purpose yards (needing just 231 to reach 2,000 milestone) ... Caught at least one pass in 24 of 34 games (multiple catches on 17 occasions) ... Began spring scrimmage slate with two receptions for 45 yards and a touchdown during first tilt on April 1 ... Scoring grab was a five-yarder from Gardner Minshew ... Hauled in one catch for 16 yards in second outing (April 7) before topping all receivers with seven receptions for 105 yards and a TD during the Purple-Gold Game (April 22) ... On receiving end of an 18-yard scoring strike from Minshew in last intrasquad clash. **2016:** Opened 10 of 12 games during junior campaign ... Was Pirates' second-leading receiver (behind national leader Zay Jones) with 58 receptions for 563 yards and three touchdowns ... Stood fourth on unit with 803 all-purpose yards (563 receiving, 214 kickoff return, 17 punt return, 9 rushing), an average of 66.9 ypg ... Eclipsed 100-yard all-purpose mark four times – 122 vs. NC State, 114 vs. UCF, 111

vs. SMU and 110 vs. Tulsa ... Caught at least two passes in 10 contests, which included a career-high 13 receptions vs. Wolfpack at Dowdy-Ficklen Stadium ... Also established a personal-best in receiving yards with 113 against Knights in the American Athletic Conference opener, which also marked first career triple-digit outing ... Scores came against Western Carolina (four-yarder), UCF (career-long 75-yarder) and Tulsa (10-yarder) ... Tallied nine receptions once (Tulsa/96 yards), eight once (SMU/75), seven once (South Carolina/59), five once (UCF/113), four twice (USF/31, Temple/23), three once (Western Carolina/30) and two twice (Virginia Tech/44 and Cincinnati/9) ... Of the nine catches against the Golden Hurricane, six came in the fourth quarter and generated 71 yards ... Accumulated nine ground yards on four carries ... Set season-highs in attempts (two) and yards (seven) in opener vs. Catamounts ... Also had a four-yard carry in season finale at Temple ... Amassed 214 kickoff return yards on 12 attempts (17.8 ypr) ... Logged season-highs in returns (three) and return yardage (49) against Wolfpack during ECU's 33-30 win ... Other KORs were vs. WCU (2-44), South Carolina (2-38), SMU (2-36), Navy (2-22) and Temple (1-25) ... Contributed nine punt returns for 17 yards (long of 14 at Tulsa) ... Had at least one PR in eight of 12 contests (season-high two against Hokies. **2015:** Was Pirates' primary return specialist (kickoffs and punts) and first receiver off the bench as a sophomore ... Experienced action in all 12 contests ... Ranked third in the American Athletic Conference with a punt return average of 9.0 (171 yards in 19 attempts) ... Stood 11th in the league with a 20.1 kickoff return average (544 yards in 27 attempts) ... As a receiver, hauled in 16 passes for 134 yards (8.4 ypr) and one touchdown ... Only score was a seven-yard reception from Blake Kemp against Temple during second-quarter action at Dowdy-Ficklen Stadium ... Was third on team with 853 all-purpose yards (134 receiving, 171 punt return, 544 kickoff return), averaging 71.1 per contest ... Enjoyed three consecutive triple-digit all-purpose yardage outings from Sept. 26 to Oct. 10 with a career-high 144 vs. SMU, 109 vs. BYU and 105 vs. Virginia Tech ... Tallied multiple catch totals on four occasions (had at least one seven times) ... Had four receptions each in tilts vs. Towson (30 yards) and Temple (13), picked up three against Virginia Tech (career-best 55) and two at UCF (20) ... Season-long grab was a 30-yarder against the Hokies during ECU's 35-28 victory ... Logged one rushing attempt, a four-yarder in Dallas against Mustangs ... Booked personal-bests of five kickoff returns (USF) and 84 yards (BYU) ... Surpassed 50 kickoff return yards or more six times with other notables coming against Florida (71), Navy (68) and USF (60) ... Top punt return attempt was seven at SMU (career-high 82 yards) ... Long single kickoff and punt returns were 34 (Navy) and 46 (SMU), respectively. **2014:** Played in 10 contests and made first collegiate start against SMU in the Pirates' inaugural American Athletic Conference tilt ... Overall, caught nine passes for 57 yards (6.3 ypc) ... Posted multiple receptions three times (two each vs. SMU/15 yards, Temple/17 and Cincinnati/16) ... Hauled down at least one catch in six of 10 games ... Had single receptions in collegiate debut against N.C. Central (seven yards) and again vs. North Carolina (-3) and Florida (five) in the Birmingham Bowl ... Logged two rushes out of the "wildcat" formation for 20 yards, both coming against SMU (long of 15) ... Tallied a season-best 71 all-purpose yards vs. the Mustangs (20/rush, 15/receiving, 36/kickoff returns) ... Did not experience action against South Carolina, Virginia Tech and UCF ... Participated, but did not record any statistics against USF, Connecticut, Tulane or Tulsa. **High School:** Two-year letterman for coach

Robert Senseney at Knightdale High School ... Chosen as the North Carolina High School Athletic Association's (NCHSAA) Male Athlete-of-the-Year at the conclusion of senior prep campaign ... Also selected as the program's offensive MVP and was the Greater Neuse Conference Offensive Player-of-the-Year as a junior and senior ... Named to the All-Metro squad as a team captain in 2013 ... Key member of a Knights team that rolled to a conference title and a 12-2 overall record ... Ranked among the Top 65 prospects in North Carolina (2014 recruiting class) ... Versatility enabled valuable contributions from many positions, including running back, receiver, defensive back and as a return specialist ... Racked up nearly 2,000 total yards, rushed for 18 touchdowns, passed for 11 and caught three more in '13 ... Helped KHS to a 7-4 overall mark and a 5-2 Greater Neuse 4-A Conference record in 2012 ... Made commitment to ECU on Sept. 6, a day after the Pirates' "Paint It Black" victory over Florida Atlantic ... A highly-regarded track athlete who competed in the 400m, 500m, 4x400m and 4x800m events and was part of seven state titles ... Captured the North Carolina championship in the 400 as a junior and his 4x400 relay unit established a state record ... Also earned one letter as a point guard on the basketball floor ... Success in classroom enabled selection to All-Academic Conference squads in both football and track. **Personal:** Full name is Marquavious R. Johnson, but prefers to go by Quay ... Born at Tarboro, N.C. ... Son of Wanda Pittman ... A criminal justice major ... Also competed as a member of ECU's track program (sprint events) ... Brother Devin Johnson is also a track letterman at the collegiate level ... Hobbies include traveling.

Johnson's Career Receiving Statistics

YEAR	G/GS	NO	YDS	AVG	TD	LONG
2014	10/1	9	57	6.3	0	16 (TEM)
2015	12/0	16	134	8.4	1	30 (VT)
2016	12/10	58	563	9.7	3	75 (UCF)
Totals	34/11	83	754	9.1	4	75 (UCF)

Career-high receptions – 13 vs. NC State (09/10/16)

Career-high reception yards – 113 vs. UCF (10/01/16)

Johnson's Career Rushing Statistics

YEAR	G/GS	ATT	GAIN	LOSS	NET	APC	TD	LONG
2014	10/1	2	20	0	20	10.0	0	15 (SMU)
2015	12/0	1	4	0	4	4.0	0	4 (SMU)
2016	12/10	4	11	2	9	2.3	0	4 (TEM)
Totals	34/11	7	35	2	33	4.7	0	15 (SMU)

Career-high rushing attempts – 2 (two times), last vs. Western Carolina (09/03/16)

Career-high rushing yards – 20 vs. SMU (10/04/14)

Johnson's Career Kickoff Return Statistics

YEAR	G	NO	YDS	AVG	TD	LONG
2014	10	2	36	18.0	0	19 (SMU)
2015	12	27	544	20.1	0	34 (NAVY)
2016	12	12	214	17.8	0	26 (SMU)
Totals	34	41	794	19.4	0	34 (NAVY)

Career-high kickoff return game – 84 vs. BYU (10/10/15)

Johnson's Career Punt Return Statistics

YEAR	G	NO	YDS	AVG	TD	LONG
2014	10	0	0	0.0	0	---
2015	12	19	171	9.0	0	46 (SMU)
2016	12	9	17	1.9	0	14 (TSL)
Totals	34	28	188	6.7	0	46 (SMU)

Career-high punt return game – 83 vs. SMU (10/03/15)



60 Austin Lee
Offensive Line
6-1 • 287 • Fr-RS
Mooresville (Lake Norman)

Used solid spring performance to elevate status on offensive depth chart ... Expected to open redshirt freshman season as the top reserve at the left guard position ... Earned initial roster inclusion as a walk-on in the fall of 2016. **2016:** Redshirted as a true freshman after joining program during preseason camp ... Gained valuable repetitions as a member of the developmental and scout units during weekday workouts, but did not experience game-day action. **High School:** A two-way player for Lake Norman, experiencing action at tackle on both lines of scrimmage ... Also handled snaps at the center position ... A three-year letterman and varsity starter for coach Rob McNeely ... Earned first-team all-county and All-Lake honors as a junior and senior ... Part of a LNHS program which captured conference title and regional runner-up status in 2014. **Personal:** Full name is James Austin Lee, but prefers to be called by middle name ... Enrolled in ECU's general college curriculum until major is declared.



66 Erik Lenzen
Offensive Line
6-5 • 292 • Jr-IL
Fort Lauderdale • Fla. (Cardinal Gibbons)

Will compete for two-deep inclusion on the offensive line during third active season on ECU's roster ... Flexibility allows possible depth contributions at all three positions – center, guard and tackle ... Expected to play considerable blocking role(s) on various special teams units as well ... Has gained nearly 20 pounds to frame since starting work in strength and conditioning program. **2016:** Played in six contests, primarily on special teams ... Did not experience action in first six games, but closed campaign with successive appearances against Cincinnati, Connecticut, Tulsa, SMU, Navy and Temple. **2015:** Did not experience action as a redshirt freshman ... Contributed efforts on scout team, preparing Pirate defensive unit on weekly basis. **2014:** Was redshirted as a true freshman during initial season in Pirate program ... Gained practice reps with the offensive line on the developmental squad. **High School:** Earned three letters as a tackle for coach Mike Morrill at Cardinal Gibbons High School ... Enjoyed run of successive starts beginning with his junior year ... Blocked for a 1,000-yard rusher and 1,000-yard passer during senior campaign as a team co-captain ... A second-team all-county selection as a junior in 2012 after serving as a backup during sophomore campaign ... Warrior offensive coordinator Matt DuBuc is a former wide receiver at Texas Tech ... Played Unlimited Youth Football as a freshman ... Also earned three letters in track as a thrower (discuss and shot put) ... Ranked among the Top 20 prospects in Broward County according to the *Sun-Sentinel* ... Cited atmosphere, facilities, coaching staff and college town environment as reasons for signing with ECU ... Made his commitment official on July 1. **Personal:** Full name is Erik C. Lenzen ... Born at Ft. Lauderdale, Fla. ... A communications major who earned ECU Honor Roll selection for work in the classroom ... Son of Chris and Priscilla Lenzen ... Lists fishing, hunting, boating, surfing and paddle boarding as hobbies of choice.



35 Chris Love
Defensive Back
5-10 • 170 • Sr-IL
Wake Forest (Wake Forest-Rolesville)

A speedy member of the Pirate secondary who will enter senior year as a full-time member of the defensive and special teams depth chart ... Projected as top reserve at the boundary cornerback position to open 2017 campaign ... Should also return as a viable weapon as a return specialist ... Possesses plenty of quickness (broke positional record in the 40-yard dash with a sub-4.30 clip) and has acceleration abilities that are matched by very few ... Earned initial roster position as a walk-on in the fall of 2013 and has progressed both on the field and in the weight room on a consistent basis ... Originally joined program as a receiver and running back, but was moved to defensive side of the ball prior to spring drills in 2015 ... Held out of contact work during spring drills for precautionary reasons (shoulder injury). **2016:** Enjoyed break-out year of sorts, experiencing action in 11 of 12 contests ... Made one start at cornerback (Navy) ... Took over top kickoff return duties in last six contests, finishing with a team-high 445 yards on 21 attempts (21.2 ypr) ... Credited with nine tackles (six solo) ... Booked a season-best two stops on three occasions – NC State, USF and Navy ... Tallied single hits in outings against South Carolina, Cincinnati and Connecticut ... Seven of nine tackles came on special teams (six on kickoff coverage, one on punt coverage) ... Other two stops were on rushes as member of defensive unit ... Eclipsed the 100-yard kickoff return mark twice (7-179 vs. Golden Hurricane, 6-103 vs. Bulls) ... Also had four KORs vs. Cincinnati (76 yards), three vs. SMU (69) and one vs. Navy (18) ... Posted long return of 42 yards vs. Tulsa at Chapman Stadium ... Did not play in season finale at Temple. **2015:** Played in four contests as a sophomore – Navy, Connecticut, USF and UCF ... Recorded first career tackles (two) in road finale against Knights, booking a solo and assisted stop ... Both hits came on rushing plays ... Was moved to the defensive secondary during spring drills. **2014:** Did not experience game-day action during first active season on Pirates' roster ... Contributed efforts on offensive scout team as a receiver and running back. **2013:** Spent true freshman campaign as a redshirt ... Gained valuable experience as a member of the offensive developmental roster as an inside receiver. **High School:** A three-year starter and all-conference (Cap 8) choice for coach Reginald Lewis at Wake Forest-Rolesville High School ... Named to all-state squad as a senior team captain after rushing for 1,108 yards and 12 touchdowns on 103 carries ... Picked up 943 yards and another dozen TDs during junior campaign ... Ran for 700 yards and six TDs as a sophomore ... Helped prep squad to pair of conference titles and one regional championship ... Also earned four track letters (100 meters, 400 meters, 4x100, 4x400) ... Captured multiple titles at state track meet ... An academic all-conference performer in the classroom. **Personal:** Full name is Christopher Lewis Love, II ... Born at Raleigh, N.C. ... Son of Christopher and Angela Love ... Also competed on ECU's track squad (sprints) during the spring ... Father played football and ran track at South Carolina ... Brother Bryce is a junior running back at Stanford who rushed for 783 yards and three TDs on 111 carries to earn All-Pac-12 (honorable mention) honors in 2016 (also had a 21-carry, 119-yard performance against North Carolina in the Sun Bowl) ... Uncle Reggie was a football letterman at North Carolina ... Lists fishing, four-wheelers and enjoying the outdoors as hobbies of choice ... Says Deion Sanders headlines list of celebrities met ... Major is university studies.

Love's Career Defensive Statistics

YEAR	G/GS	UT	AT	TOT	SKS	TFL	FF	FR	INT	PB	QBH
2014	0/0	0	0	0	0.0	0.0	0	0	0-0	0	0
2015	4/0	1	1	2	0.0	0.0	0	0	0-0	0	0
2016	11/1	6	3	9	0.0	0.0	0	0	0-0	0	0
Totals	15/1	7	4	11	0.0	0.0	0	0	0-0	0	0

Career-high tackles – 2 (four times), last vs. Navy (11/19/16)

Love's Career Kickoff Return Statistics

YEAR	G	NO	YDS	AVG	TD	LONG
2014	0	0	0	0.0	0	---
2015	4	0	0	0.0	0	---
2016	11	21	445	21.2	0	42 (TLS)
Totals	15	21	445	21.2	0	42 (TLS)

Career-high kickoff return game – 179 vs. Tulsa (11/05/16)



83 Cam Marshmon

Wide Receiver

5-9 • 159 • So-SQ

Raleigh (Southeast Raleigh)

Work ethic and athleticism should allow role to be enhanced as a sophomore ... Will provide added depth to the Pirates' wide receiver corps and likely experience playing time on various special teams units ... Earned initial roster position as a walk-on in the fall of 2015 ... Made one reception for six yards during the second spring scrimmage on April 7 before hauling down a five-yarder in the Purple-Gold Game (April 22). 2016: Played in one game (Connecticut) as a member of the offensive unit, but did not record statistics ... Spent majority of season on ECU's scout team. 2015: Joined Pirate program as a walk-on during the fall and was redshirted ... Part of developmental roster and contributed to weekly defensive preparation duties on offensive scout squad.

High School: A three-year letterman and team captain for coach Michael Thibodeau at Southeast Raleigh ... A two-way starter (wide receiver/cornerback) as a junior and senior ... Logged 22 receptions for 260 yards and four touchdowns on offense and was credited with 64 tackles, 12 pass breakups and six interceptions on defense in 2014 ... Selected as team MVP and earned place on all-conference squad ... Named Male Athlete-of-the-Year and was cited by WRAL-TV as the recipient of its "Extra Effort Award" ... Racked up 26 catches for 286 yards and six scores as a junior ... Defensively, booked 58 stops, 10 pass knockdowns and a pair of interceptions in 2013 ... Was Bulldogs' starting quarterback as a sophomore, passing for 720 yards and 11 TDS ... On the ground, rushed for an additional 312 yards and tallied four ground scores ... Also earned two basketball letters (point guard/shooting guard) and one as track athlete (100 meters, 4x100, long jump) during freshman campaign ... Outstanding student who graduated among Top 10 in class ... Held membership in National Honor Society, NSHSS and was an academic all-conference choice. **Personal:** Full name is Cameron Alexander Marshmon ... Born at Greenville, N.C. ... Son of Tim and Sonya Marshmon ... Father was a defensive back in the ECU football program from 1998-91, and as a letterman, helped Pirates roll to an 11-1 record and capture Peach Bowl title ... A health fitness specialist major who excels in the classroom, earning ECU Dean's List (2016 fall semester) and Honor Roll (2017 spring semester) accolades ... Hobbies include all music, either listening or singing.

High School: A three-year letterman and team captain for coach Michael Thibodeau at Southeast Raleigh ... A two-way starter (wide receiver/cornerback) as a junior and senior ... Logged 22 receptions for 260 yards and four touchdowns on offense and was credited with 64 tackles, 12 pass breakups and six interceptions on defense in 2014 ... Selected as team MVP and earned place on all-conference squad ... Named Male Athlete-of-the-Year and was cited by WRAL-TV as the recipient of its "Extra Effort Award" ... Racked up 26 catches for 286 yards and six scores as a junior ... Defensively, booked 58 stops, 10 pass knockdowns and a pair of interceptions in 2013 ... Was Bulldogs' starting quarterback as a sophomore, passing for 720 yards and 11 TDS ... On the ground, rushed for an additional 312 yards and tallied four ground scores ... Also earned two basketball letters (point guard/shooting guard) and one as track athlete (100 meters, 4x100, long jump) during freshman campaign ... Outstanding student who graduated among Top 10 in class ... Held membership in National Honor Society, NSHSS and was an academic all-conference choice. **Personal:** Full name is Cameron Alexander Marshmon ... Born at Greenville, N.C. ... Son of Tim and Sonya Marshmon ... Father was a defensive back in the ECU football program from 1998-91, and as a letterman, helped Pirates roll to an 11-1 record and capture Peach Bowl title ... A health fitness specialist major who excels in the classroom, earning ECU Dean's List (2016 fall semester) and Honor Roll (2017 spring semester) accolades ... Hobbies include all music, either listening or singing.



24 C.J. Maybin

Inside Linebacker

6-4 • 229 • So-SQ

Pompano Beach • Fla. (Cardinal Gibbons)

Will begin second season on Pirates' active roster competing for depth chart inclusion at one of the inside linebacking slots ... Could also experience primary action as a member of various special teams unit to gain added game-day repetitions ... Made move to inside in Pirates' new 4-2-5 scheme after playing on the outside during first two years in program ... Tallied a solo tackle during the first spring scrimmage (April 1), but was not credited with any statistics during remaining two outings. 2016: Made one appearance as a redshirt freshman, playing against UCF in the American Athletic Conference opener at Dowdy-Ficklen Stadium ... Did not record any tackles or other defensive statistics vs. the Knights. 2015: Redshirted as a true freshman, contributing preparatory efforts on the defensive scout squad ... Inked with the Pirates during traditional February signing period. **High School:** Helped spearhead a defense for head coach Michael Morril that surrendered just 17 point per game in 2014 ... Tallied two defensive touchdowns as a senior safety to lead the Chiefs to a 6-4 record ... Earned All-Broward County (5A) honors after senior season ... Picked off four passes as a junior to help guide Cardinal Gibbons to an 8-3 overall mark ... Recorded an interception in a 44-0 win over Northeast ... Listed among the National Underclassmen's Top 75 players in the state of Florida ... Stood as the No. 97 overall recruit in the Dade-Broward county area according to 247Sports ... Also earned three varsity letters as a member of the Chiefs' track and field program ... Despite large frame, clocked at 12.35 in the 100-meter dash and 23.79 in the 200-meter dash during the 2014 outdoor season ... Also reportedly recruited as a football prospect by Rutgers and Syracuse ... Played in same prep program as current Pirate OL Erik Lenzen (2014 signee). **Personal:** Full name is Hurapha Conrad Maybin III, but prefers to be called C.J. ... Son of Conrad and Jennifer Maybin ... A criminal justice major.

Maybin's Career Defensive Statistics

YEAR	G/GS	UT	AT	TOT	SKS	TFL	FF	FR	INT	PB	QBH
2016	1/0	0	0	0	0.0	0.0	0	0	0-0	0	0
Totals	1/0	0	0	0	0.0	0.0	0	0	0-0	0	0

Career-high tackles – none



55 Garrett McGhin

Offensive Line

6-6 • 327 • Jr-2L

Tallahassee • Fla. (Florida State HS)

Has enjoyed rapid developmental transition from special teams contributor to full-time starting role to a conference and national honors candidate in just three seasons ... Will open preseason work-outs penciled in as the Pirates' top center after making successful move over from the left guard slot during the spring of 2017 ... Work ethic, attention to fundamentals and technique immediately has been lauded by coaching staff, especially line mentor Geep Wade ... Despite

relative newness at position, graded out as one of the top two offensive linemen in program ... Displays impressive agility skills and quickness despite 6-foot-6, 327-pound frame ... Has also experienced snaps at tackle during collegiate career ... Significantly increased strength numbers for second-straight off-season. **2016:** Opened 11 of 12 games at the left guard position during sophomore campaign ... Projected as the Pirates' top left guard to open camp and kept a stronghold on position for entire season ... Recognized as a key anchor for a line that helped offensive unit average 467.1 yards per contest, which stood 23rd nationally ... Also provided protection for Top 25 ranks in passing offense (6th/334.7), completion percentage (11th/64.8) and fourth down conversion percentage (22nd/60.0) ... Supported Top 10 performances for two individuals as WR Zay Jones captured FBS stat titles in receptions (158), receptions per game (13.2) and receiving yards per game (145.5), while QB Philip Nelson was 7th in completion percentage (67.9) and 10th in completions per game (23.7) ... Integral part of a Pirate offense that turned in the second-highest single-season passing attack in school history (334.7) and the fourth-highest total offense output (467.1) ... Helped ECU amass 688 total yards vs. Western Carolina in the opener, which rated third on the school's single-game list dating back to 1932, while its 488 passing yards vs. UCF is second in the program's all-time annals ... Credited with assisting unit's compilation of 400 or more total yards in 11 of 12 games ... On the ground, opened holes for three 100-yard rushing performances (Anthony Scott/120 vs. WCU, James Summers/114 vs. USF and 134 vs. Navy) ... Only non-start of season was at Cincinnati on Oct. 22 ... Named team's "most improved offensive player" following spring drills. **2015:** Earned first collegiate letter as a redshirt freshman ... Played in all 12 contests, primarily as a blocker on various special teams squads and as a reserve lineman ... Made collegiate debut against Towson (special teams). **2014:** Redshirted as a true freshman in the Pirate program ... Contributed efforts on the offensive scout team to help prepare defensive line during game week ... Signed with ECU in February. **High School:** Starred as the Seminole's starting tackle as a senior for coach Jarrod Hickman ... Also experienced action as a tight end, recording a pair of catches for 12 yards to help FSHS to an 8-5 record in 2013 ... Rated among the Top 140 offensive tackle prospects nationally ... Reportedly turned in a time of 5.49 in the 40-yard dash, a 4.97 clip in the 20-yard shuttle, a 21.6" vertical jump, a power throw of 33.5 and a SPARQ rating of 54.57 according to *ESPN.com* ... Committed to ECU on Dec. 6 prior to the Pirates' trip to the Beef 'O' Brady's Bowl ... Had early aspirations of possibly being a two-sport athlete at East Carolina (baseball) ... Said game-day atmosphere and environment at Dowdy-Ficklen Stadium played a critical role in decision to attend ECU. **Personal:** Full name is Garrett Blaine McGhin ... A communications major who has earned Dean's List and Honor Roll status for work in the classroom.



5 Gardner Minshew

Quarterback

6-2 • 216 • Jr-III

Brandon • Miss. (Northwest Mississippi CC)

Earned designation as the Pirates' starting quarterback at the close of spring drills ...

Turned in a strong spring showing after taking over the top signal-caller duties during the final two games of

the 2016 campaign ... Coaching staff expects competition with arrival of graduate transfer Thomas Sirk to promote continued development, both from an on-the-field performance and leadership standpoint ... Completed a combined 40-of-67 (59.7 percent) passes for 610 yards and seven touchdowns in three spring scrimmages ... Suffered only two interceptions ... Was 8-of-16 for 215 yards and three scores in the first contest (April 1) ... Connected with Jimmy Williams twice (48, 65-yarders) and Quay Johnson once (5) on TD strikes ... Picked up 130 yards (11-of-15) during the second outing (April 7) and again found Williams twice for scores (27, 2-yarders) ... Closed out spring work completing 21-of-36 throws for 265 yards and a pair of TDs during the Purple-Gold Game on April 22 ... Delivered scoring tosses to Williams (36-yarder) and Johnson (18) ... Recipient of offensive unit's "Respect The Ball" award at the close of spring workouts ... A 4-2-4 transfer who initially signed NLI with Troy out of high school (but never played for Trojans and enrolled at Northwest Mississippi Community College instead). **2016:** Played in seven games and made two starts during initial season with Pirates ... Took over starting duties for an ailing Phil Nelson in mid-November and opened consecutive contests against Navy and Temple to close out the year ... Completed 119-of-202 pass attempts for 1,347 yards and eight touchdowns ... Completion percentage was 58.9 percent ... Delivered TD throws vs. Navy (3), UCF, USF, Tulsa, SMU and Temple ... Intercepted on four occasions (UCF/2, USF and SMU) ... Topped 200-yard passing watermark three times, recording a season-best 336-yard performance at Tulsa ... Also established personal highs in attempts (49) and completions (29) against Golden Hurricane ... Other notable outings include a 238-yard (16-of-25), three TD effort against Navy in first career start and a 220-yard (21-of-33) afternoon at USF ... Completed 20 or more passes thrice (Tulsa/29, USF/21, Temple/21) ... Made ECU debut in second half against the Knights and promptly found Quay Johnson on a 75-yard TD strike for first Pirate completion ... Closed year with at least one scoring toss in four consecutive contests ... Logged TD throws of 40 (Zay Jones), six (Jimmy Williams) and season-long 77 (Jones) vs. Midshipmen for first multi-TD performance of career ... Finished campaign with 13-yard scoring pass to Williams that helped ECU jump out to a 7-0 lead against eventual league champion Temple on the road ... Executed Pirates' only successful two-point conversion with short toss to Jones against UCF in American Athletic Conference opener at Dowdy-Ficklen Stadium ... Forty-seven (47) of 119 completions went for 10 or more yards (15 exceeded 20 yards) ... Did not play in any non-conference contests, so all statistics were compiled in AAC action ... Averaged 246.3 (739 in three games) passing yards on the road compared to a 152.0 clip at home (608 in four outings) ... Had 20 rushes for -36 yards with a long of seven vs. UCF ... Was a late addition to the 2016 signing class, officially inking with the Pirate program on May 4 ... Arrived on ECU campus in mid-May and enrolled in summer classes. **Junior College:** Played key role in guiding Rangers to an 11-1 record and the 2015 NJCAA National Championship ... Completed 223-of-367 passes for 3,288 yards and 28 touchdowns for NWCC during freshman campaign before graduating early ... Recorded a completion percentage of 60.8 percent and was picked off only five times all year ... Threw for a season-high 421 yards and five TDs during Rangers' 66-13 victory over No. 2 Rochester Community and Technical College (RCTC) during the national title contest on Dec. 6 at Biloxi ... Earned Mississippi Bowl Player-of-the-Year honors for performance in the championship tilt, which included 302 yards and three scores in the

first half alone and an overall 23-of-30 aerial effort (76.6 completion percentage) ... Engineered a balanced offensive unit that averaged 480.8 yards and 38.7 points per game ... Added three rushing scores on 37 carries from QB position ... Led NWCC on seven-game win streak to open season before closing year with four-straight victories, including title winner ... Surpassed 300 passing yards and contributed three or more TD strikes on five occasions ... Completed 70-plus percent of his throws four times with a season-best 80.0 clip against Coahoma (16-of-20) ... In addition to 421-yard effort vs. RCTC, other notable passing outings include 348 vs. Mississippi Delta, 332 vs. Jones County, 315 vs. Itawamba and 306 vs. Northeast ... Closed year with 10 scoring strikes in last three games - three vs. East Central, two vs. Gulf Coast and the aforementioned five against RCTC ... Mobility allowed for only one or fewer (zero) sacks in 10 of 12 contests ... Established season-highs in completions (28) and attempts (40) against Mississippi Delta during a 40-0 win on Oct. 10 ... Had five completions in excess of 50 yards, including a personal-long of 75 vs. Itawamba on Sept. 17 ... Directed NWCC to a 5-1 mark during Mississippi Association of Community & Junior Colleges (MACJC) action. **High School:** An integral part of a Brandon (Miss.) High School program that rolled to a 12-2 record and advanced to the Class 6A South Half championship in 2014 ... Head coach was Brad Peterson ... Completed 243 passes for 3,541 yards and 31 touchdowns, while also rushing for 158 yards and two scores as a senior ... Threw for 450 yards and three TDs against Meridian in '14 ... Closed prep career as one of the metro area's most successful quarterbacks with 11,222 passing yards and 105 total touchdowns ... Earned selection to the all-state and all-metro squads ... Named the South's Offensive MVP in the 2014 Bernard Blackwell All-Star Game ... Prior to senior campaign, was chosen as the MVP at the Birmingham Nike Football Camp (March, 2014) ... Tabbed as the player-of-the-year in 2012 by the Jackson Touchdown Club ... Off the field, was inducted into the Brandon High School Hall of Fame and graduated with a 4.0 GPA ... Recruited by Troy, Southern Miss and Wake Forest out of high school before initially signing with the Trojans. **Personal:** Full name is Gardner Flint Minshew II ... Son of Kim and Flint Minshew ... Father was a football letterman at Millsaps (Miss.) College who earned induction into the school's athletic hall of fame ... Has two younger sisters, Meredith and Callie ... Major is communications ... Earned selection to the ECU Dean's List for classroom excellence during the 2017 spring semester ... Lists playing ping-pong and basketball as hobbies.

Minshew's Career Passing Statistics

YEAR	G/GS	ATT	COM	PCT	INT	TD	YDS	LONG
2016	7/2	202	119	58.9	4	8	1,347	77 (NAVY)
Totals	7/2	202	119	58.9	4	8	1,347	77 (NAVY)

Career-high passing attempts - 49 vs. Tulsa (11/05/16)

Career-high passing completions - 29 vs. Tulsa (11/05/16)

Career-high passing yards - 336 vs. Tulsa (11/05/16)

Minshew's Career Rushing Statistics

YEAR	G/GS	ATT	GAIN	LOSS	NET	APC	TD	LONG
2016	7/2	20	32	68	-36	-1.8	0	7 (UCF)
Totals	7/2	20	32	68	-36	-1.8	0	7 (UCF)

Career-high rushing attempts - 5 (two times), last vs. Temple (11/26/16)

Career-high rushing yards - 9 vs. Navy (11/19/16)



79 Dalton Montgomery

Offensive Line

6-5 • 275 • So-1L

Corinth • Texas (Lake Dallas)

*Hopes to fully recover from a nagging foot injury that has limited spring development in back-to-back seasons ... Should vie for depth chart placement at one of the guard positions during preseason camp upon return to active list ... Expected to serve as a front-line blocker on special teams unit for second-straight year ... Flexibility could also allow for play at the tackle slot ... Did not participate in spring drills because of aforementioned injury, which slowed progress - especially from an offensive standpoint ... An outstanding student who has been the recipient of the program's Jerry T Brooks Award (recognizing superior academic achievement) in consecutive years. **2016:** Experienced action in 11 games as a redshirt freshman, primarily in a special teams capacity (blocking duties on punt and kicking squads) ... Did not play against SMU in home clash ... Named team's most outstanding student (Jerry T. Brooks Award) ... Sidelined the entire spring with a foot ailment. **2015:** Redshirted during true rookie campaign ... Participated on offensive scout team ... Earned program's prestigious Jerry T. Brooks Award, along with defensive back Austin Teague ... Inked with the Pirates during traditional February signing day period. **High School:** An outstanding student who ranked No. 1 in his graduating class and played a key role for an offensive unit that amassed over 5,000 total yards in 2014 ... Helped head coach Mike Young and the Falcons complete year with a 9-2 overall record and an unblemished district ledger as a senior ... Turned in an impact performance during LDHS's 45-7 win over Carter-Riverside that included 360 rushing yards on 45 carries - an average of 8.0 yards per attempt ... Credited with providing quality quarterback protection that allowed for a 352-yard, seven-touchdown passing performance during a 59-35 victory over Poly ... Earned first-team all-district honors and was an honorable mention Class 4A All-State selection ... Also named to the all-district squad as a junior in 2013 ... Academic achievement encouraged recruitment by Ivy League members (in addition to East Carolina) ... Officially committed to the Pirate program on Dec. 30, 2014 while ECU was in Alabama preparing for the Birmingham Bowl. **Personal:** Full name is Dalton Christian Montgomery ... Son of David and Cheryl Montgomery ... A public health studies major who was named to the ECU Dean's List for classroom work in the fall (2016) and spring (2017) semesters.*



92 Mike Myers

Defensive Tackle

6-0 • 283 • Sr-3L

Goose Creek • S.C. (Goose Creek)

Will open final season on the ECU roster looking to continue consistent climb up defensive two-deep as a senior ... While versatility enabled play inside or outside on the line during first three years, has been firmly designated as a tackle in new 4-2-5 scheme ... Similar to past campaigns, could also experience action on various special teams units ... Has played in 21 career contests and logged 23 tackles (eight solo) ...

Booked at least one tackle in 15 games (two or more on five occasions) ... Began spring scrimmage schedule with three stops in each of the first two scrimmages (April 1, April 7) ... Credited with a solo stop during the Purple-Gold Game on April 22. **2016:** Started two of 10 games as a junior ... Opened back-to-back contests against UCF and USF in early October ... Registered 14 tackles (four solo), including one for lost yardage (-3 vs. Western Carolina) ... Produced at least one stop in seven of 10 outings ... Established a personal-best with three tackles in separate contests against UCF, Cincinnati and Connecticut ... Tallied a pair of successful hits vs. SMU and posted single stops against Western Carolina, Virginia Tech and Tulsa ... Also credited with two batted passes (Bulls, Huskies) and a quarterback pressure (Connecticut) ... Closed season with nine tackles in last four games played (2.3 tpg) ... Did not experience action against Navy and Temple. **2015:** Played in seven contests off the bench as a reserve lineman during sophomore year ... Opened campaign with action in first four matchups (Towson, Florida, Navy, Virginia Tech) before competing against Tulsa and closing the year with successive appearances vs. UCF and Cincinnati ... Posted six tackles (three solo) ... Matched season-best with two stops against Hokies at Dowdy-Ficklen Stadium ... Logged single hits vs. Tigers, Gators, Knights and Bearcats ... All six tackles came on rushing plays ... Did not play against SMU, BYU, Temple, Connecticut and USF. **2014:** Experienced action in four games as a redshirt freshman to earn first varsity letter ... Played against N.C. Central, South Carolina, Tulane and Tulsa ... Credited with three overall tackles (one solo) ... Logged two assisted stops in collegiate debut against Eagles at Dowdy-Ficklen Stadium ... Added solo hit at Tulsa during pivotal league road win for Pirates ... Did not record any statistics against Gamecocks and Green Wave. **2013:** Redshirted during true freshman campaign, but was considered a valuable contributor to the defensive scout team ... Signed with the Pirates in February. **High School:** A four-year varsity letterman and team captain who rated as a three-star recruit and the 20th-best prospect in the state of South Carolina according to *ESPN.com* ... Provided leadership for a Goose Creek High School team as a senior that posted a 13-0 record and tallied a 35-25 win over Bluffton in the second round of the South Carolina High School League Class 4A Division II playoffs ... Anchored a defense that allowed just 157 points (12.1 ppg) for head coach Chuck Reedy, a former collegiate assistant coach at Clemson and head coach at Baylor ... Credited with 44 stops (25 solo), 14.0 tackles for lost yardage, 3.0 sacks, two interceptions, a forced fumble and one safety ... Got off to a hot start, tallying 18 tackles (eight solo) in the first four games of the 2012 season ... A *SCVarsity.com* All-State honoree who was selected to South Carolina Automobile Dealers Association North-South All-Star Football Game following senior year ... Earned player-of-the-game designations by *MaxPreps.com* on three occasions during the 2012 campaign - vs. Colleton County (Aug. 31/two tackles and two TFL), vs. Beaufort (Sept. 28/three solo hits, six total stops, two TFL, defensive TD) and vs. Carolina Forest (Oct. 5/two tackles, two TFL, one sack, two interceptions - one returned 42 yards for a score) ... A major contributor to the Gators' state (South Carolina High School League 4A Division II) championship run that culminated with a 37-21 victory over Greenwood as a junior ... Collected 77 tackles and registered 5.0 sacks for a squad that went 14-1 and also claimed the Region 7-AAAA title in 2011 ... Part of a GCHS program that advanced to the Division II-AAAA Lower State Finals in 2009 and 2010 ... Rushed for nearly 600 yards and scored 10 touchdowns as a co-starter at fullback in 2010 ... Reportedly timed at

4.8 in the 40-yard dash. **Personal:** Full name is Michael Joseph Myers ... Born at Charleston, S.C. ... Earned bachelor's degree in university studies during ECU's Spring Commencement Exercises (May 5, 2017).

Myers' Career Defensive Statistics

YEAR	G/GS	UT	AT	TOT	SKS	TFL	FF	FR	INT	PB	QBH
2014	4/0	1	2	3	0.0	0.0	0	0	0-0	0	0
2015	7/0	3	3	6	0.0	0.0	0	0	0-0	0	0
2016	10/2	4	10	14	0.0	1.0	0	0	0-0	2	1
Totals	21/2	8	15	23	0.0	1.0	0	0	0-0	2	1

Career-high tackles - 3 (three times), last vs. Connecticut (10/29/16)



61 Colton Oliver

Deep Snapper
6-3 • 280 • Sr-1L
Charlotte (Independence)

An invited walk-on who quickly asserted himself on the special teams two-deep as the Pirates' top snapper during last three seasons ... Was program's short snapper as a true freshman and junior, while balancing both duties as a sophomore ... Expected to handle all extra-point and field goal snaps as a senior ... Offers a high level of accuracy and consistency, and will head into final year as a possible honors candidate on the conference level ... Has played in 37 career contests and delivered snaps on a combined 62 field goal attempts (42 made) and 137 extra-point tries (133 made). **2016:** Served as ECU's short snapper for all 12 games as a junior ... Key part of unit that posted a 34-of-35 success rate on extra-point tries with no blocks ... Exclusively worked with holder Worth Gregory, kickers Davis Plowman (29-of-30) and Jake Verity (5-of-5) ... Delivered field goal snaps that resulted in 18-of-25 conversions, with a long of 49 ... Suffered only two FGA blocks all year (South Carolina, Virginia Tech) ... Overall, initiated action on 60 kicks and helped account for 88 points (80/Plowman, 8/Verity) ... Assisted with five multi-field goal outings (NC State, South Carolina, USF, Cincinnati, Connecticut). **2015:** Handled all of the Pirates' snapping duties (12 contests) during sophomore year ... Helped account for a 71 points as a key member of the kicking game ... Teamed with holder Gregory on 13 field goal attempts that resulted in 10 three-pointers (10-12 by Davis Plowman, 0-1 by Connor Torruella) ... Provided snaps for all 43 PATs (41 made), which included a 37-39 mark by Plowman and a 4-4 ledger by Torruella ... Also connected with Gregory on 60 punt snaps, playing a pivotal role for a 43.1 average, 11 boots over 50 yards and a school-record 32 attempts that landed inside the 20-yard line. **2014:** Played in all 13 games while serving as ECU's top short snapper ... Delivered snaps on 59 extra-point attempts (58 made) and 24 field goal attempts (14 made) ... Part of a unit that suffered only three blocked kicks all season (South Carolina, North Carolina and Temple) ... Had responsibility for exactly 100 points (99 by Warren Harvey, one by Davis Plowman). **High School:** Part of an Independence High School prep program that enjoys a storied history ... Earned two letters as member of offensive line and special teams. **Personal:** Full name is John Colton Oliver ... Major is criminal justice ... Has aspirations to pursue police or federal law enforcement/investigative career.



76 Branden Pena
Offensive Line
6-2 • 286 • Jr-SO
Salinas • Calif. (Hartnell)

Has two years of eligibility remaining after coaching staff elected to utilize immediate redshirt following transfer (from junior college)

... Development, both on the field and in the strength program, has enabled depth chart inclusion heading into first active season on roster ... Penciled in as a top reserve behind Garrett McGhin at center following a solid spring performance ... Can also play the guard position if needs dictate. **2016:** Redshirted during first campaign at ECU ... Contributed to weekly preparation as a member of the offensive scout squad ... Was a late addition to the 2016 signing class, officially inking with the Pirate program on March 31. **Junior College:** Helped lead Hartnell to a 10-1 overall record and 5-1 league mark as a sophomore in 2015 ... Earned all-conference honors in the Northern California American Conference's Golden Coast Division ... An integral part of an offensive unit that averaged 30.4 points per game (44 overall touchdowns) ... Panthers stood seventh in the entire California Community College Athletic Association (CCCAA) in passing yards per game (307.8), ninth in third-down conversions (41.7 percent) and 15th in total offense (439.0 ypg), while also averaging 131.4 rushing yards per outing ... Part of a HC program that opened 2015 season with nine-straight victories before suffering first setback against West Hills Coalinga (19-13) on Nov. 14 ... Panthers rebounded to take Living Breath Foundation Bowl (Salinas, Calif.) with a convincing 41-28 win against Contra Costa on Nov. 28 ... Experienced significant action as a freshman and helped guide Hartnell to a 9-2 overall mark, a 5-1 league slate and a bowl appearance. **High School:** Earned three letters as an interior blocker at North Salinas High School. **Personal:** Full name is Branden Adam Pena ... Major is communications.



14 Travis Phillips
Defensive Back
5-11 • 178 • Sr-2L
Montpelier • Va. (Patrick Henry)

Work ethic, execution of fundamentals and scheme understanding has promoted continued development and enabled opportunity for

*first full-time starting role as a senior ... Closed spring drills projected as the Pirates' top field cornerback to open 2017 season ... Could contribute significantly to the Pirates' special teams units as well ... Has played in 17 career contests and contributed 29 stops (at least one in 10 games, multiple totals eight times) ... Offers a multitude of speed, quickness and a certain savvy to the secondary and on coverage teams ... Opened spring scrimmage slate on April 1 with a tackle and a 73-yard interception return for a touchdown ... Picked off another pass, added a pass deflection and made one stop during the second tilt (April 7) ... Tallied five hits in the Purple-Gold Game on April 22 ... Was the defensive unit's recipient of the program's "Respect The Ball Award" following spring practice period. **2016:** Experienced action in all 12 games as a reserve cornerback and member of special teams units ... Recorded 26 tackles (17 solo), including one for lost yardage (USF) ...*

*Also recovered first career fumble vs. Bulls at Raymond James Stadium ... Tallied at least one stop in eight contests and contributed multiple totals on seven occasions ... Produced a career-high seven tackles vs. SMU (five solo) and authored three four-hit outings – USF, Navy, Temple ... Picked up two stops in tilts against Western Carolina, Virginia Tech, and Connecticut ... Splits include 11 tackles on rushes, 10 on pass plays and five on kickoff returns ... Enjoyed strong finish by averaging 5.0 tpg over last three contests (1.2 tpg in first nine battles). **2015:** Played in four games as a sophomore – Florida, SMU, Tulsa and UCF ... Experienced action primarily as a reserve in the secondary, but also contributed on special teams ... Credited with three tackles, all solo stops on passing plays ... Logged a season-best two hits during Pirates' 49-23 win at SMU ... Posted other tackle against Tulsa in only home appearance. **2014:** Made collegiate debut in season opener against N.C. Central at Dowdy-Ficklen Stadium, but was not credited with any statistics ... Did not appear in any other contests the remainder of the year. **2013:** Spent true freshman campaign on the scout unit as a redshirt ... Signed with the ECU program in February. **High School:** Recorded 34 receptions for 858 yards and 10 touchdowns as one of Patrick Henry High School's top pass catchers while also starting in the Patriots secondary on defense in 2012 ... His 25.2 yards-per-catch average ranked second in the Central Region ... Named First-Team All-Central Region (WR) by *VirginiaPreps.com* and the *Richmond Times Dispatch* as a senior ... Also earned second-team All-Metro honors as a wide receiver and was a First-Team All-Colonial District by the *Richmond Times Dispatch* as a defensive back and wide receiver ... Scored at least one offensive touchdown in six of 10 games and posted 100-yard receiving games on five occasions ... Caught a season-long 75-yard touchdown pass against Ashland (Sept. 15) and followed that with a 65-yarder on the way to a six-catch, 142-yard performance against Lee-Davis (Sept. 22) ... Against John Marshall (Sept. 28), caught four passes for 132 yards and three scores (9, 55, 61) ... Hauled in a 55-yard TD pass against Douglas Freeman to cap the night with 138 receiving yards (Oct. 5) ... Posted his second three-score game of the season against Deep Run (Oct. 12) and finished the contest with 138 yards ... Returned a fumble recovery for a touchdown against Thomas Jefferson (Oct. 22) and scored on a 32-yard pass play in the second quarter against Mills Godwin (Nov. 2) ... Also a decorated track and field athlete who turned in personal-best times to place second at the state finals in the 110-meter hurdles (14.03) and fifth in the 300-meter hurdles (39.05) during junior campaign ... Also set a career-best mark in the 60-meter hurdles (8.12). **Personal:** Full name is Travis Ridge Phillips ... Completed requirements during the summer (2017) for a bachelor's degree in management ... A strong classroom performer who earned ECU Dean's List and Honor Roll inclusion during undergraduate career ... Currently pursuing a second degree in business analytics & management information systems ... Competed as a member of ECU's track and field program as a true and redshirt freshman.*

Phillips' Career Defensive Statistics

YEAR	G/GS	UT	AT	TOT	SKS	TFL	FF	FR	INT	PB	QBH
2014	1/0	0	0	0	0.0	0.0	0	0	0-0	0	0
2015	4/0	3	0	3	0.0	0.0	0	0	0-0	0	0
2016	12/0	17	9	26	0.0	0.5	0	1	0-0	0	0
Totals	17/0	20	9	29	0.0	0.5	0	1	0-0	0	0

Career-high tackles – 7 vs. SMU (11/12/16)



91 Caleb Pratt

Placekicker/Kickoff Specialist
6-3 • 197 • Jr-2L
Roanoke Rapids (Roanoke Rapids)

A booming record-setting left-footed kickoff specialist who will now also compete for the top placekicking (PAT/FG) job as a junior ...

*Provides exemplary leg strength for distance and offers plenty of accuracy ... Eighty (80) of 101 kickoffs have traveled 60-plus yards (surpassed 65 yards on 57 occasions) ... Has at least one touchback in 16 of 20 career contests (multiple TBs 11 times) ... Initially joined ECU program as an invited walk-on prior to fall drills in 2015 ... Was three-of-three on PATs, but missed 35-yard field goal attempt in first scrimmage on April 1 ... Successfully converted a 32-yard FG and was two-of-two on PATs during the Purple-Gold Game (April 22). **2016:** Handled all kickoff duties for the first eight games before missing remainder of season because of an injury and illness ... Covered 2,390 yards in 41 kickoffs as a sophomore – an average of 58.3 yards per boot ... Produced 13 touchbacks and was flagged just twice for out-of-bounds deliveries ... Logged four touchbacks in opener vs. Western Carolina and two each vs. South Carolina, Virginia Tech and USF ... Set personal-highs in kickoffs (nine) and kick-off yardage (573) vs. Catamounts ... Reached 60.0 kickoff average four times (Virginia Tech/64.8, Cincinnati/64.0, Western Carolina/63.7, NC State/62.1) ... Tallied three solo tackles as member of special teams unit, all at Dowdy-Ficklen Stadium ... Booked two stops vs. Catamounts and one against Huskies. **2015:** Experienced action in all 12 games as a true freshman ... Served as the Pirates' primary kickoff specialist with 60 boots for 3,694 yards – an average of 61.7 yards per kick ... Established a single-season school record by delivering 31 touchbacks (51.7 percent of all kickoffs) ... Averaged 60 or more yards on kickoffs in eight contests, including a season-best 64.8 clip on two occasions (Florida, SMU) ... Recorded multiple touchbacks seven times ... Had a personal-best seven TBs at SMU, six vs. BYU, four vs. Virginia Tech, three vs. Florida, Tulsa and Cincinnati, and two against Navy ... Kicked off a season-high eight times for 581 yards against Mustangs before following with seven-boot efforts the following two weeks (452/BYU, 442/Tulsa) ... Flagged only three times for out-of-bounds deliveries (Virginia Tech, Connecticut, UCF) ... Credited with one special teams tackle against Towson during collegiate debut. **High School:** A two-year varsity letterwinner at Roanoke Rapids High School for coach Eric McDaniels ... Played in 25 games during prep career and recorded 117 kickoffs for 1,487 yards ... Tallied 64 touchbacks (54.7 percent) ... Was 70-of-79 on PATs and successfully converted 11-of-20 field goal attempts with a long of 47 ... Scored 103 points in a pair of seasons ... Also served as a punter, averaging 36.9 yards per boot (71 for 2,620 yards) ... Earned all-conference honors as a senior in 2014 and was the recipient of RRHS's Specialty Award. **Personal:** Full name is Jonathan Caleb Pratt ... A public health studies major who has earned ECU Honor Roll (2016 fall semester) and Dean's List (2017 spring semester) selection for excellence in the classroom.*

Pratt's Career Kickoff Statistics						
YEAR	G	NO	YDS	AVG	TB	OB
2015	12	60	3,694	61.6	31	3
2016	8	41	2,390	58.3	13	2
Totals	20	101	6,084	60.2	44	5

Career-high kickoffs – 9 vs. Western Carolina (09/03/16)

Career-high kickoff yards – 573 vs. Western Carolina (09/03/16)

Career-high touchbacks – 7 vs. SMU (10/03/15)



93 Jalen Price

Defensive Tackle
6-2 • 299 • So-1L
Williamston (Riverside)

*Will open 2017 campaign as the projected starter at one of the defensive tackle positions following a strong true freshman campaign and a solid spring performance ... Played both end and nose tackle during inaugural season before making permanent move to the inside to fit ECU's new 4-2-5 scheme ... Booked solo stop during first spring scrimmage (April 1) before netting five tackles, including two for lost yardage, and a fumble recovery in the Purple-Gold Game on April 22. **2016:** Played in nine games off the bench as a backup defensive lineman (end/tackle) and special teams member as a true rookie ... Compiled 12 tackles (four solo) ... Posted TFLs (-2 yards) vs. Western Carolina and Virginia Tech ... Had at least one stop in seven outings ... Booked multiple hits on four occasions – career-high three vs. UCF, two each against Western Carolina, Virginia Tech and Connecticut ... Produced single tallies vs. Cincinnati, Tulsa and Temple ... All 12 tackles came on rushing plays ... Did not experience action against NC State, South Carolina and SMU. **High School:** Earned three letters during prep career that included 144 total tackles, 107 credited as solo hits ... A first-team selection to the North Carolina All-State squad by *USA Today* ... Invited to the prestigious Shrine Bowl of the Carolina and tallied four stops along with a forced fumble to help North Carolina to a win over South Carolina ... Topped Riverside in both tackles (94) and forced fumbles (two) as a senior team captain in 2015 during the Knights' 9-4 campaign under coach Asim McGill ... Outing of note was an 11-stop (one for lost yardage) performance against Southside HS ... Produced 50 tackles (40 solo) and one TFL during junior year after compiling 30 stops as a sophomore ... Part of a Knights program that went 9-5 and reached the second round of the North Carolina High School Athletic Association (NCHSAA) state playoffs in 2013 ... Opened prep career on junior varsity but was promoted to varsity status as a sophomore and became starting offensive tackle ... Rated among the Top 75 overall recruits in the state of North Carolina by *247Sports.com* ... Officially committed to the East Carolina program on June 20, 2015 ... Also lettered in track as a thrower, turning in a third-place conference (and regional runner-up) standing in the shot put with an effort of 38-feet, 7.75 inches. **Personal:** Full name is Jalen Juwan Price ... Born at Williamston, N.C. ... Son of Walter and Shanell Price ... Father played basketball at Williamston High School ... A management major ... Hobbies include video games, television and lifting weights.*

Price's Career Defensive Statistics

YEAR	G/GS	UT	AT	TOT	SKS	TFL	FF	FR	INT	PB	QBH
2016	9/0	4	8	12	0.0	1.0	0	0	0-0	0	0
Totals	9/0	4	8	12	0.0	1.0	0	0	0-0	0	0

Career-high tackles – 3 vs. UCF (10/01/16)



46 Chance Purvis

Defensive End
6-4 • 226 • Fr-RS
Meridian • Miss. (Lamar School)

A former outside linebacker who is expected to provide quality depth at one of the defensive end positions in the Pirates' newly-implemented 4-2-5 scheme ... Did not record statistics during first two spring scrimmages, but netted three tackles in the Purple-Gold Game (April 22) ... Coaches lauded progress during practices and off-season workouts. **2016:** Redshirted as a true freshman ... Spent fall season on developmental unit and scout team, assisting with weekly preparations ... Signed with Pirates in February as part of Scottie Montgomery's first recruiting class. **High School:** A key figure for a dominating defensive unit at Lamar High School that surrendered just 12.9 points per game in 2015 ... Led the Raiders in five defensive categories and one special teams statistic ... Credited with 107 stops, 27.0 tackles for lost yardage and 6.0 sacks in 2015 ... Averaged nearly nine (8.9) tackles per contest for coach Mac Barnes ... Also made four fumble recoveries, returning one for a touchdown ... Logged three blocked punts ... Helped Lamar record a pair of shutouts and two one-score games (defensively) as a senior ... Part of a Raiders' program that posted an 8-4 overall record and advanced to the semifinals of the Mississippi Association of Independent Schools (MAIS) state playoffs in 2015 ... Named MVP of the MAIS All-Star Game ... Posted three sacks in a 35-0 victory over Northeast Lauderdale ... Helped guide Lamar to the MAIS 3A Division II state championship as a sophomore ... In all, earned three varsity letters ... Rated among the top 110 outside linebackers nationally and as the No. 39 overall prospect in the state of Mississippi by 247Sports.com ... Generated interest from South Carolina, Baylor and Southern Miss. **Personal:** Full name is Pierceson Chance Purvis ... Son of Ronnie and Natalie Purvis ... Enrolled in ECU's general college curriculum until major is formally declared.



89 Raequan Purvis

Defensive Tackle
6-2 • 278 • Fr-RS
Plymouth (Plymouth)

Strong off-season and spring have fueled early depth chart position as a top reserve at tackle in ECU's inaugural 4-2-5 alignment ... Displayed significant growth with execution of on-the-field fundamentals and in the strength and conditioning program ... Could also play an active role on various special teams units as a redshirt freshman to accelerate game-day development ... Recorded a tackle for lost yardage (-1 yard) in initial spring scrimmage on April 1 before adding another hit in the second outing (April 7) ... Completed spring work with six stops, including a sack, during the Purple-Gold Game on April 22. **2016:** Offered ample

contributions as a scout team performer during true freshman campaign ... Did not experience game-day action as a redshirt ... Member of head coach Scottie Montgomery's first ECU signing class, inking with Pirates in February. **High School:** Part of a Plymouth High School program that advanced to four-straight North Carolina High School Athletic Association Class I-A State Championship Games from 2012 to 2015 ... Helped coach Robert Cody and the Vikings to the 2015 title by topping Robbinsville 28-20 (and avenging a 21-18 setback to the Black Knights in the championship contest a year earlier) ... Vikings rolled to a combined mark of 43-5 during prep career as a varsity letterman, which included 293 total stops (155 solo) ... Spearheaded a defense that held seven opponents to eight points or less in 2015 ... Credited with 157 tackles (93 solo, 64 assists), 40.0 TFL, seven sacks, one fumble recovery (for a touch-down) and an interception that included a 30-yard return as a senior ... Offensively, had 10 receptions for 208 and two TDs as a tight end ... Racked up 65 yards on kickoff returns and blocked two kicks to highlight special teams play ... Participated in the 2015 Shrine Bowl Combine ... As a junior, logged 132 tackles (62 solo), one sack, recovered and forced a fumble on defense ... Had 12 catches for 226 yards and a pair of touchdowns on other side of the ball in 2014 ... Experienced more action on offense as a sophomore with 13 receptions for 133 yards and a TD ... Recorded one stop defensively in 2013 ... Rated as a three-star prospect according to 247Sports.com ... Tabbed as the No. 40 overall recruit in the state of North Carolina by 247Sports.com ... Officially committed to ECU on January 31, 2016 ... Also drew interest from NC State. **Personal:** Son of William Jackson and Marta Simpson ... Major is political science.



51 Aaron Ramseur

Rover
6-1 • 213 • Fr-RS
Shelby (Crest)

A highly-regarded newcomer who has rapidly ascended up the defensive depth chart to earn a possible starting assignment at the newly-created "Pirate" position, which is a hybrid linebacker-safety combination commonly referred to as a rover back in other programs ... Closed spring drills battling junior college transfer Marcus Holton for top honors, a competition the coaching staff expects to continue throughout the early portion of the 2017 season ... Mixes plenty of athleticism with quickness and offers an assignment-sound approach (despite newness of position) ... Turned in an impressive spring performance which started with four tackles and a 47-yard fumble return for the TD during the first scrimmage on April 1 ... Added two more stops, including one for a three-yard loss, in the second tilt (April 7) before closing drills with three hits during the Purple-Gold Game on April 22 ... Was selected as the defensive unit's "On The Ship Award" winner following spring work, which symbolizes a team play, unselfish approach and stellar attitude. **2016:** Redshirted as a true freshman, although coaches were often tempted to activate play-making abilities ... Positively impacted preparation efforts for offensive unit as a standout scout team contributor ... Regarded as head coach Scottie Montgomery's first ECU signee. **High School:** An Associated Press First-Team All-State selection at linebacker for Crest High School in 2015 ... Played pivotal role guiding the Chargers to back-to-back 16-0 campaigns that resulted in a pair of

state titles ... Amassed a total of 258 tackles, 11.0 sacks, six forced fumbles and two interceptions during prep career ... Tallied 160 total stops (55 solo, 105 assists), 10.0 TFL, 7.0 sacks and an interception to help CHS to the 2015 North Carolina High School Athletic Association (NCHSAA) Class 3AA Championship ... Credited with 58 tackles during the Chargers' run through the state playoffs, which included a 20-stop outing vs. Weddington HS in third round action ... Crest HS followed with a 44-6 win over Concord HS in the regional finals before topping Southern HS in the title contest on Dec. 12 ... Playoff success allowed for selection as a *MaxPreps.com*/USA Football National Player-of-the-Week nominee ... Following senior campaign, earned an invitation to the prestigious Shrine Bowl of the Carolinas and was chosen as Defensive MVP to help lift North Carolina past South Carolina in the annual all-star game ... Produced 98 tackles, 10.0 TFL, 4.0 sacks and picked off a pass as a junior ... Regarded as an integral part of the Chargers' 2014 playoff run that included a 13-7 victory over South Point HS in the regional finals and an impressive 24-3 triumph over Havelock in the NCHSAA Class 3A Championship Game ... Also recruited by Appalachian State and Toledo, and generated interest from North Carolina, South Carolina, Wake Forest and Duke before officially committing to the Pirates' program on January 6, 2016. **Personal:** Son of Kenneth and Minnie Ramseur ... Is one of 10 children (youngest of six brothers) ... Brother Tim was a varsity starting linebacker for Crest HS and enjoyed a similar 32-0 record with consecutive state titles before being selected as the 1994 State Class 4A Player-of-the-Year ... Another brother, Kenneth, played collegiately at Gardner-Webb in the 1990s while other siblings – Josh (Gardner-Webb) and Devonte (Tuskegee) – are currently on collegiate football rosters ... Enrolled in ECU's general college curriculum (undeclared major).



47 Anthony Ratliff
Deep Snapper
6-0 • 208 • So-1L
Suwanee • Ga. (Lambert)

Should maintain role as program's exclusive long snapper after handling role in strong fashion as a true freshman ... Offers consistency, delivery accuracy and blocking strength, despite often being on short end of the weight scale (from opponents directly across the line of scrimmage) ... Initially joined program and earned roster position as an invited walk-on during the summer of 2016. 2016: Immediately assumed top long snapping duties upon arrival and played in all 12 games ... Delivered 52 snaps with only one block (Virginia Tech) ... Teamed with punter Worth Gregory for a 42.3 average on 51 boots (2,159 yards) ... Helped unit plant 15 punts inside the 20-yard line, was part of nine kicks that exceeded 50 yards in length and 17 more which were fielded as a fair catch ... Credited with one tackle after making solo hit at Cincinnati. **High School:** A three-year letterman at Lambert ... Served as program's long snapper and played tackle position on defense ... Helped lead Longhorns to the 2015 Georgia High School Association (GHSAA) Playoffs and 8-3 overall record in 2015 ... An all-region (honorable mention) selection as a senior ... Earned prestigious Top 20 national ranking among Chris Rubio's "Event Elite" Long Snappers ... Played in same prep program as Pirate offensive lineman Sean Bailey. **Personal:** Full name is Anthony Charles Ratliff II ... A finance major.



78 Messiah Rice
Offensive Line
6-5 • 294 • Jr-1L
Orangeburg • S.C. (Wilkinson)

Expected to contend for starting status at the left tackle position for the second-straight year, but coaches expect a battle with redshirt freshman D'Ante Smith to continue throughout preseason camp and into the early portion of the fall ... Has worked with three different line coaches since arrival at ECU, but development and growth appeared to have accelerated with arrival of Geep Wade ... Body size has fluctuated since arrival in Pirate program, first adding nearly 40 pounds of growth to reach 320-pound mark through beginning of sophomore campaign before dropping 25 pounds over the last eight months heading into the 2017 season. 2016: Started all 10 games played in at left tackle ... Did not experience action in opener vs. Western Carolina and in first American Athletic Conference clash against UCF ... Made first career start vs. NC State at Dowdy-Ficklen Stadium ... Helped offensive unit average 467.1 yards per contest, which stood 23rd nationally ... Also provided protection for Top 25 ranks in passing offense (6th/334.7), completion percentage (11th/64.8) and fourth down conversion percentage (22nd/60.0) ... Supported Top 10 performances for two individuals as WR Zay Jones captured FBS stat titles in receptions (158), receptions per game (13.2) and receiving yards per game (145.5), while QB Philip Nelson was 7th in completion percentage (67.9) and 10th in completions per game (23.7) ... Integral part of a Pirate offense that turned in the second-highest single-season passing attack in school history (334.7) and the fourth-highest total offense output (467.1) ... Credited with assisting unit's compilation of 400 or more total yards in nine of 10 contests played ... On the ground, opened holes for two 100-yard rushing performances (James Summers/114 vs. USF and 134 vs. Navy). **2015:** Played in three games during first active season on ECU roster ... Experienced action as a reserve lineman in road contests vs. SMU, Connecticut and UCF ... Pirates turned in their highest total offense production in two of those games – 555 against Mustangs and 622 against Knights. **2014:** Redshirted as a true freshman during first season in the Pirate program ... Contributed efforts on the offensive scout squad, preparing defensive front on a game-by-game basis. **High School:** Earned an invitation to represent South Carolina in the prestigious Shrine Bowl at the conclusion of his senior year ... A First-Team All-Area (offense) selection by the *Orangeburg Times & Democrat* ... Helped guide Bruins to a 9-2 record, which included a perfect 5-0 road mark, as a senior ... Wilkinson advanced to the state playoffs but fell in the opening round to North Myrtle Beach High School (52-35) ... A three-year letterwinner who also was a key part of a 7-5 squad in 2012 (5-3 region) ... A strong student with a high school grade point average of 3.5 ... Made his commitment to the Pirate program on Aug. 28, just three days prior to ECU's season opener against Old Dominion. **Personal:** Full name is Messiah T. Rice ... A university studies major ... Also competed on ECU's track team during the spring as a thrower (shot put).



74 Justin Sandifer
Offensive Line
6-5 • 295 • Sr-IL
Greenwood • Miss. (Hinds CC)

Will begin senior season as a member of the offensive two-deep, closing spring drills listed as a reserve left tackle behind Messiah Rice and D'Ante Smith ... Likely to also be utilized as a front line blocker on special teams ... Contributes plenty of size to pass protection detail, while strength numbers have increased since beginning strength and conditioning process. **2016:** Experienced action in six games as a junior transfer ... Made two starts, both at Dowdy-Ficklen Stadium (Western Carolina and UCF) ... Also played in contests vs. NC State, Virginia Tech, USF and Temple ... Pirates racked up 2,798 yards of total offense in his six appearances – an average of 466.3 ypg ... Helped ECU amass 688 total yards vs. Western Carolina in the opener, which rated third on the school's single-game list dating back to 1932, while its 488 passing yards vs. UCF stands second in the program's all-time annals. **2015:** Did not experience action as a redshirt during first full season in ECU program ... Participated on developmental roster and helped prepare Pirate defense on a daily basis. **Junior College:** A first-team all-region and all-state performer for head coach Gene Murphy at Hinds CC... An integral part of an offensive line that helped the Eagles average 373 yards of total offense and 222 rushing yards per game in 2014 ... Cited for play in team's 31-30 season finale win over Southwest Mississippi CC, a contest in which Hinds racked up 272 ground yards ... Helped Eagles to a two-year record of 12-7 ... Rated a three-star prospect by *Rivals.com* ... Reportedly received offers from Louisville, Georgia, Florida and Mississippi State after junior college career. **High School:** A two-way starter on the offensive and defensive lines for head coach Sherrod Gideon at Leflore County ... Earned all-district accolades as a senior ... Defensively, produced 83 tackles and five sacks during prep career ... Offensively, provided solid protection during a 425-yard passing effort in a 42-32 win over Independence ... Also helped pave the way for a 201-yard rushing effort in an 18-12 win over Gentry as a junior ... Part of a Tigers' program that posted a 7-5 record during his junior year and a 5-6 mark as a senior. **Personal:** Full name is Justin Shaquille Sandifer ... Earned a bachelor's degree in communications during ECU's Spring Commencement Exercises on May 5, 2017.



3 Anthony Scott
Running Back
5-9 • 190 • Sr-3L
Virginia Beach • Va. (Green Run)

An explosive ball-carrier and pass catcher who, at the completion of spring drills, is expected to remain in the mix among one of the deepest positions in the program ... Has been on an upward statistical trajectory (rushing/receiving yards) since redshirt freshman campaign ... Has played in 31 career contests and rushed for 859 yards and six touchdowns on 183 carries (4.7 ypr) ... Has also caught 32 balls out of the backfield for 209 yards ... Accounted for nine touchdowns (six rushing, three receiving) and 1,092 all-purpose yards ... Ran for 32 yards on five carries and

caught one pass for five yards during the first spring scrimmage (April 1) ... Produced 35 ground yards and two TDs (five and 22-yard runs) on seven attempts in the second tilt on April 7 ... Finished spring work with eight totes for 16 yards and a pair of receptions for 10 yards during the Purple-Gold Game (April 22). **2016:** Was team's second-leading rusher with 384 yards and two touchdowns on 79 carries ... Stood fourth on unit with 23 receptions for 164 yards and three scores ... In all, played in eight games with three starts (Western Carolina, NC State and UCF) ... Established career-highs in rushing attempts (14/Virginia Tech) and rushing yards (120/Western Carolina) ... Ground total vs. Catamounts marked first career 100-yard effort (on 11 carries) and included longest single run (48 yards) ... Other notable efforts came against Cincinnati (13-70), Virginia Tech (14-69), South Carolina (10-48) and NC State (11-41) ... Pair of rushing TDs came from three (WCU) and five (NCSU) out ... Averaged 69.5 ryppg (278) in four non-conference tilts, but averaged slipped to 26.5 ryppg (106) in four American Athletic Conference games appeared in ... Set new personal-bests in receptions (nine), receiving yards (90) and longest catch (32) during opener against Catamounts ... Followed with a six-reception, 49-yard afternoon vs. Wolfpack ... Three scoring grabs ranged from five, 18 (Western Carolina) and 25 (NC State) yards ... Similar to rushing totals, receiving numbers were significantly more impressive in non-league action (18-153) compared to AAC matchups (6-21) ... Racked up 548 all-purpose yards, including a career-high 210 all-purpose yards vs. Western Carolina before adding 90 against NC State, 52 vs. South Carolina and 79 vs. Virginia Tech. **2015:** Experienced action in 10 games off the bench during sophomore campaign ... Ranked third on unit by rushing for 207 yards and one touchdown on 49 carries – an average of 4.2 yards per attempt ... Scored only TD against SMU on a one-yard plunge ... Tallied four receptions for 23 yards, an average of 5.8 yards per grab ... Six of 49 carries went for 10 or more yards (12, 16, 13, 29, 23, 13) ... Reached multiple-digit attempt totals twice (11/Towson, 12/SMU) ... Booked a season-best 69 ground yards vs. Mustangs to help Pirates to a 49-23 American Athletic Conference road win ... Additionally, reeled off a season-long 29-yard run at SMU ... Other notable rushing effort came in the opener against Towson with 42 yards (11 carries) ... Also picked up 29 yards on six attempts vs. Tulsa and 20 yards (five carries) at Navy ... Matched a season-best with two receptions (12 yards) against Tigers and added single catches vs. Florida (1 yard) and UCF (5) ... Had at least one rushing attempt in eight contests ... Racked up 230 all-purpose yards ... Did not play against Virginia Tech and Connecticut. **2014:** Played in all 13 games as a true freshman, both as a reserve running back and on special teams ... Rushed for 268 yards and three touchdowns on 55 carries – an average of 4.9 yards per attempt ... Produced ground scores against N.C. Central (personal-long 38-yarder), SMU (one-yarder) and USF (20-yarder) ... Pulled in five receptions for 22 yards and returned two kickoffs for 24 yards ... Both returns came against Connecticut and included a long of 19 ... Made collegiate debut against N.C. Central, rushing seven times for a season-best 61 yards ... Had a season-best 12 ground attempts for 42 yards against North Carolina ... Ten of dozen carries against Tar Heels came in the fourth quarter (38 yards) ... Surpassed the 20-yard rushing mark on five occasions – 61 vs. N.C. Central, 42 vs. North Carolina, 39 vs. USF, 25 vs. Cincinnati and 44 vs. Florida in the Birmingham Bowl ... Averaged 8.8 yards per carry with a long of 24 against Gators at Legion Field ... Tallied 314 all-purpose yards (268/rushing, 22/receiving, 24/

kickoff returns) ... Recorded receptions against Tulsa (two for six yards), UCF (two for 15 yards) and Florida (one for one yard) ... Had a long catch of nine yards vs. Knights ... Contest at Tulsa marked only game of season without at least one rushing attempt ... First career carry was a two-yard loss in the season opener (first quarter) against the Eagles. **High School:** A highly-regarded ball-carrier who rushed for 1,313 yards and 22 touchdowns as a senior ... Also had 37 receptions for 915 yards and eight scores for coach Jeff McGowan ... Selected as the *Virginian-Pilot's* Beach District Offensive Player-of-the-Year and was a first-team all-district choice ... Racked up 304 yards of total offense in a playoff victory over Maury High School ... Advanced to the second round of the playoffs before falling to Salem (27-7) ... Ranked by *ESPN.com* as one of the top 50 prospects in the Commonwealth of Virginia and earned a scout grade of 71 ... Also listed among the nation's top 160 running backs by *ESPN.com* ... Recruited by Virginia Tech and Maryland, along with Big 12 member West Virginia. **Personal:** Full name is Anthony Maurice Scott ... Major is university studies.

Scott's Career Rushing Statistics

YEAR	G/GS	ATT	GAIN	LOSS	NET	APC	TD	LONG
2014	13/0	55	276	8	268	4.9	3	38 (NCCU)
2015	10/0	49	231	24	207	4.2	1	29 (SMU)
2016	8/3	79	413	29	384	4.9	2	48 (WCU)
Totals	31/3	183	920	61	859	4.7	6	48 (WCU)

Career-high rushing attempts – 14 vs. Virginia Tech (09/24/16)

Career-high rushing yards – 120 vs. Western Carolina (09/03/16)

Scott's Career Receiving Statistics

YEAR	G/GS	NO	YDS	AVG	TD	LONG
2014	13/0	5	22	4.4	0	9 (UCF)
2015	10/0	4	23	5.8	0	9 (TOW)
2016	8/3	23	164	7.1	3	32 (WCU)
Totals	31/3	32	209	6.5	3	32 (WCU)

Career-high receptions – 9 vs. Western Carolina (09/03/16)

Career-high reception yards – 90 vs. Western Carolina (09/03/16)



24 Derrell Scott

Running Back
5-11 • 194 • Jr-SQ
Havelock (Tennessee)

Expected to battle for the starting job after turning in a productive spring ... Bounced back from a dormant 2016 campaign to make significant climb on offensive two-deep and will likely compete with graduate transfer Tyshon Dye for a bulk of the carries in 2017 ... Officially enrolled early at ECU in January of 2015 after transferring from Southeastern Conference member Tennessee ... Signed (grant-in-aid) with the Pirates after originally inking a national letter-of-intent with the Vols' program in February of 2014 ... Sat out the '15 season in compliance with transfer rules, but competed on East Carolina's scout teams ... Scored on a two-yard run and picked up five yards on four attempts during the first spring scrimmage (April 1) ... Also made a pair of receptions for seven yards ... Added nine yards (four carries) in the second outing before tallying 51 yards on five rushes during the Purple-Gold Game on April 22 ... Contributed a TD on a 27-yard run and also caught a 17-yard throw from Gardner Minshew ... Reshaped body with loss of 12 pounds

in vigorous off-season conditioning program to enhance quickness. 2016: Appeared in one game (at USF), but did not record any statistics ... Fought through nagging injuries and struggled to adjust to offensive scheme implemented by new coaching staff ... Spent majority of season on scout team, but was also included on travel and game-day dress-out squad on a consistent basis. **2015:** Did not experience game-day action (transfer policy) ... Lauded for efforts on scout squad preparing defensive unit on a weekly basis during season. **2014 (Tennessee):** Appeared in two games for the Volunteers during true freshman season in 2014 ... Rushed for 42 yards (long of 15) on nine carries against FCS-member Chattanooga ... Also had two rushing attempts during an SEC matchup vs. Mississippi. **High School:** Was a four-year letterman for head coach Jim Bob Bryant at Havelock ... Played a pivotal role leading the Rams to three consecutive state championships from sophomore to senior seasons ... Rushed for 6,145 yards and 87 touchdowns during high school career ... Averaged 99.1 yards per game in prep career with a 9.43 yards-per-rush clip ... Helped lead Havelock to a combined 58-5 record ... Ran for 2,147 yards and 25 TD as a senior ... Earned MVP honors of the 2013 state championship game after rushing for 209 yards and three touchdowns ... Additionally, established a Class 3A Championship game record with a 96-yard rushing touchdown ... Invited to the Semper Fidelis All-American Bowl ... An *Associated Press* All-State running back selection in 2013 ... Also named *New Bern Sun Journal* Player-of-the-Year at conclusion of senior campaign ... Chosen to the *NCPreps* All-State squad and earned designation as "Mr. 3A Football" as a senior ... As a junior in 2012, rushed for 1,742 yards and 34 touchdowns to earn all-state honors ... Amassed 1,807 ground yards and 22 touchdowns as a sophomore in 2011 ... From a receiving standpoint, hauled in 46 catches for 637 yards and five TDs during prep action ... Also handled 22 kickoff returns for 477 yards in four seasons ... A four-star recruit according to *247Sports.com*, *ESPN.com*, *Rivals.com* and *Scout.com* ... Listed as the No. 3 all-purpose back and No. 6 prospect in North Carolina by *247Sports.com* ... Was the No. 8 overall prospect in the state by *ESPN.com* ... Stood No. 9 (all-purpose) and No. 7 (overall prospect) by *Rivals.com* ... Was the nation's No. 17 running back according to *Scout.com* ... A Honor Roll student in the classroom. **Personal:** Full name is Derrell Anthony Scott ... Born at Havelock, N.C. ... Son of John and Deborah Scott ... A recipient of the Price Family Scholarship Endowment ... Cousin Devon Scott was a four-year track letterman at Appalachian State ... Enjoys spending time with his family, playing basketball and bowling ... A criminal justice major who earned ECU Honor Roll accolades for work in the classroom during the 2016 fall semester and 2017 spring term.

Scott's Career Rushing Statistics

YEAR	G/GS	ATT	GAIN	LOSS	NET	APC	TD	LONG
2014*	2/0	11	48	8	40	3.6	0	15 (UTC)
2015	<i>did not play (redshirted at ECU)</i>							
2016	1/0	0	0	0	0	0.0	0	---
Totals	3/0	11	48	8	40	3.6	0	15 (UTC)

Career-high rushing attempts – 9 vs. Chattanooga (10/11/14)

Career-high rushing yards – 42 vs. Chattanooga (10/11/14)

Scott's Career Receiving Statistics

YEAR	G/GS	NO	YDS	AVG	TD	LONG
2014*	2/0	0	0	0.0	0	---
2015	<i>did not play (redshirted at ECU)</i>					
2016	1/0	0	0	0.0	0	---
Totals	3/0	0	0	0.0	0	---

Career-high receptions – none

Career-high reception yards – none

*played freshman season at Tennessee



5 Corey Seargent

Defensive Back
6-0 • 168 • Jr-2L
Rock Hill • S.C. (Northwestern)

A gifted pass defender who should be in a position to garner conference honors candidacy consideration as a junior ... Experienced significant action as both a true freshman and sophomore in 2015 and 2016, respectively, but each season was limited by injuries ... Overall, has played in 18 career contests (six starts) and been credited with 39 tackles (30 solo), 12 pass breakups and one interception ... Has produced at least one stop in 14 outings ... Pencil in as the Pirates' top boundary cornerback to open the 2017 campaign ... Brings plenty of physical attributes to the secondary, including speed, quickness, lateral movement and acceleration ability ... Officially enrolled early at ECU in January of 2015, thus has had three spring practice periods to promote continued development ... Did not record any defensive statistics in the first spring scrimmage (April 1), but netted a stop during the second tilt on April 7 ... Added another tackle and picked off a pass (no return) during the Purple-Gold Game (April 22). **2016:** Experienced action in nine contests and made six starts – Western Carolina, NC State, South Carolina, Virginia Tech, UCF and Cincinnati ... Did not play against USF, Connecticut and Temple ... Logged 27 stops (20 solo), including one for lost yardage (Virginia Tech) ... Recorded six pass breakups (two each vs. South Carolina and Cincinnati, one vs. NC State and SMU) ... Posted at least one tackle in eight outings, booking multiple stops on seven occasions ... Tallied a career-high eight hits in road tilt against Bearcats ... Closed non-conference schedule with five tackles against the Hokies ... Had three stops thrice (NC State, SMU, Navy), two tackles twice (Western Carolina, South Carolina) and one hit once (Tulsa) ... Splits include 12 tackles in four non-league matchups and 15 in five American Athletic Conference games ... Fourteen (14) of 27 stops came on passing plays (13 on rushes) ... Did not record statistics against UCF in AAC opener. **2015:** Played in nine games as a top reserve cornerback and member of special teams during true rookie campaign ... Sat out the BYU, Tulsa and Temple contests in early-to-mid-October because of a nagging groin injury ... Credited with 12 tackles, 10 coming as solo hits ... Netted one interception, picking off first career pass during first quarter action at UCF during the Pirates' 44-7 win ... Also logged six pass breakups, which ranked third on team ... Booked a season-high three stops in collegiate debut against Towson and matched effort in season finale vs. Cincinnati (all solo) ... Also enjoyed multiple tackle outings against Virginia Tech and UCF with two hits each ... Produced single stops in games vs. Florida and USF ... Knocked down a season-best two passes against Hokies and recorded lone PBUs vs. Towson, SMU, UCF and Cincinnati ... Closed year

with a combined six tackles in last three outings (against Bulls, Knights and Bearcats) ... Nine of 12 stops came on passing plays ... Contributed other three tackles on special teams (punt return coverage) ... Selected as a game captain for Virginia Tech tilt. **High School:** A high-impact defender who played a key role in Northwestern High School's state championship run and perfect 15-0 season in 2013 ... Trojans earned a final national rank of ninth (9th) after routing Stratford 62-35 in the state title contest on Dec. 7 ... Credited with 148 tackles (91 solo), seven pass breakups, four interceptions, three forced fumbles and one fumble recovery, the latter including a 34-yard return ... Also logged 3.0 tackles for lost yardage from his secondary position for coach Kyle Richardson ... Was the *Charlotte Observer's* Region Defensive Player-of-the-Year and earned first-team all-region accolades ... A three-star prospect who ranked among the Top 35 overall players in the state of South Carolina according to *ESPN.com* ... Also earned a final *Scout.com* grade of 74 and rated as one of the Top 110 safeties nationally ... Offensively, pulled down six receptions for 133 yards and a TD, and while on special teams, contributed an 81-yard kickoff return vs. Gaffney as a senior ... Top defensive single-game performance(s) were a pair of 20 solo tackle outings against Charlotte Catholic and Byrnes ... Selected to play in the prestigious Shrine Bowl ... A key contributor to NHS's 12-3 record (6-1 in league play) in 2012 while a junior ... Various recruiting publications consistently used "loves to hit and play full speed" when describing approach to game ... Originally committed to East Carolina on Jan. 21, 2014 ... Also reportedly recruited by Kansas, Kansas State and Nebraska ... Played in same prep program as former Pirate ILB Brandon Williams. **Personal:** Full name is Corey Lamont Seargent II ... Major is communications.

Seargent's Career Defensive Statistics

YEAR	G/GS	UT	AT	TOT	SKS	TFL	FF	FR	INT	PB	QBH
2015	9/0	10	2	12	0.0	0.0	0	0	1-0	6	0
2016	9/6	20	7	27	0.0	0.5	0	0	0-0	6	0
Totals	18/6	30	9	39	0.0	0.5	0	0	1-0	12	0

Career-high tackles – 8 vs. Cincinnati (10/22/16)



3 Travon Simmons

Defensive Back
5-10 • 188 • Sr-3L
Marietta • Ga. (Hillgrove)

Regarded as an honors candidate at the conference level, despite positional move during the spring of 2017 ... A two-year starter at free safety and four-year member of ECU's depth chart ... Wrapped up spring drills and off-season work battling Bobby Fulp for starting honors at the strong safety position ... Asked to relocate to the SS slot after arrival of Auburn transfer Tim Irvin ... A Preseason All-American Athletic Conference (third-team) choice by Athlon Sports ... Has played in 33 career contests (24 starts) and booked 105 tackles (64 solo) ... Has been credited with 14 pass breakups, two interceptions, 1.5 TFLs, one forced fumble and one recovered fumble ... Author of 23 multi-stop contests ... Among all returnees, is the Pirates' second-leading tackler heading into the 2017 campaign (behind ILB Jordan Williams) ... Booked one stop during each of the first two spring scrimmages (April 1, April 7) before logging a pair of hits during the Purple-Gold Game on April 22. **2016:**

Played in all 12 contests and made 11 starts at free safety ... Had 22-game starting streak snapped by coming off the bench against SMU on Nov. 12 ... Credited with 53 tackles (29 solo), one of which resulted in lost yardage vs. Connecticut ... Also had one interception (seven-yard return vs. Western Carolina), one fumble recovery (five-yard return vs. NC State) and three pass breakups (UCF, USF, Tulsa) ... Tallied two more stops in 11 outings, including a pair of season-high eight-tackle performances vs. Virginia Tech and Cincinnati ... Other notable hit totals came against NC State (seven), USF (five), Connecticut (five), Tulsa (five), Temple (four), South Carolina (three), UCF (three), Western Carolina (two) and SMU (2) ... Had single tackle vs. Navy ... Twenty-nine (29) stops were on rushes, 24 came on pass plays ... Stood third on unit with 20 tackles in four non-conference matchups (5.0 tpg) ... Averaged 4.1 stops per game during eight-game AAC schedule ... Ranked as team's second-leading defender on the road, tallying 33 tackles during six trips (5.5 per game) ... Did not participate in spring drills because of a shoulder injury before being medically cleared prior to preseason camp. **2015:** Opened all 12 games at free safety as a sophomore and stood fourth on team with 45 tackles (30 solo) ... Led all defenders with nine pass breakups and recorded one TFL (Virginia Tech) ... Stood 11th in the American Athletic Conference with a 0.75 passes defended average ... Logged at least one stop in 10 games (all multi-tackle performances) ... Booked a career-high nine hits (seven solo) in season finale against Cincinnati ... Had a trio of six-stop outings (Florida, Virginia Tech, Temple) and a pair of four-tackle efforts (BYU, USF) ... Established a personal-best with three pass breakups vs. Tulsa and closed year with two knock-downs against Bearcats ... Produced single PBUs in games against Gators, Hokies, Mustangs and Cougars ... Only TFL resulted in a three-yard loss against Hokies at Dowdy-Ficklen Stadium ... Of 45 overall hits, 22 were on rushes and 23 on pass plays ... Averaged 4.5 tackles per game in four non-conference tilts (18), while netting 3.4 stops in eight AAC contests (27). **2014:** Played in nine games with one start ... Made first collegiate start against Southeastern Conference member Florida in the Birmingham Bowl and responded with a season-best three tackles (two solo) ... Overall, was credited with seven stops (five solo), two pass breakups (SMU, Tulsa), one forced fumble (Florida) and one interception (SMU) ... Pick against the Mustangs came in the third quarter and did not feature return yardage ... Posted a pair of two-tackle outings - vs. N.C. Central and Tulane ... Both stops against the Green Wave were solo hits ... Played, but did not record statistics against South Carolina, North Carolina, Connecticut and UCF ... Did not experience action vs. Virginia Tech, USF, Temple and Cincinnati. **2013:** Redshirted during true freshman campaign ... Praised for play on scout teams by coaching staff ... Signed with Ruffin McNeill's program in February. **High School:** Played key role for a Hillgrove High School program that advanced to the Georgia High School Association 6A Playoffs before falling to Camden County in 2012 ... Helped the Hawks to an overall record of 6-5 and a 5-3 mark in 6A Region 4 play as a senior with 23 tackles (16 solo), three interceptions and six pass breakups ... Anchored a defense for coach Phil Ironside that held six opponents to 15 or fewer points during his senior season, which included consecutive shutouts against Campbell and Pebblebrook ... Also starred as a kickoff return specialist, recording a 78-yarder to open the Pebblebrook contest and adding a 55-yarder against Kennesaw Mountain to begin second half action ... Defensively, picked off a pass against Beach in the first round of the Georgia High School Association

playoffs as a junior ... Netted 29 stops (21 solo), four pass thefts and seven breakups in 2011 as Hawks rolled to an 11-1 record (7-0 league mark) ... Tallied 24 tackles (15 solo), five picks and 10 PBUs as a key contributor in 2010 ... In all, finished prep career with 76 hits (52 solo), 12 interceptions and 23 aerial knock-downs ... Participated in the 2012 Nike Combine circuit, posting an electronically-timed 4.69 in the 40-yard dash, a 4.2 clip in the 20-yard shuttle, a 31.6-inch vertical leap and a 82.38 SPARQ score ... Earned addition varsity letters in track. **Personal:** Full name is Travon Rashad Simmons ... Born at Atlanta, Ga. ... Brother, Traye, played collegiately in the Big 10 Conference at Minnesota before signing with the San Diego Chargers as an undrafted free agent in 2010 ... Earned a bachelor's degree in finance during ECU's Spring Commencement Exercises on May 5, 2017 ... An Honor Roll student as an undergraduate.

Simmons' Career Defensive Statistics

YEAR	G/GS	UT	AT	TOT	SKS	TFL	FF	FR	INT	PB	QBH
2014	9/1	5	2	7	0.0	0.0	1	0	1-0	2	0
2015	12/12	30	15	45	0.0	1.0	0	0	0-0	9	0
2016	12/11	29	24	53	0.0	0.5	0	1	1-7	3	0
Totals	33/24	64	41	105	0.0	1.5	1	1	2-7	14	0

Career-high tackles - 9 vs. Cincinnati (11/28/15)



62 Brandon Smith

Offensive Line

6-8 • 327 • Sr-3L

Kernersville (East Forsyth)

*An imposing and powerful presence on the line of scrimmage ... Has progressed from a highly-regarded all-state prep standout to collegiate starter, and now is considered a strong honors candidate on the conference level for the second-straight season ... Completed spring drills listed as the Pirates' starting right tackle, a status earned prior to the second week of sophomore season ... A Preseason All-American Athletic Conference choice by Athlon Sports (third-team) ... Has played in 29 career games and currently enjoys a streak of 23-straight starts ... Already participated in five spring practice periods (reported early in 2013) with three different position coaches, but has appeared to take performance to a higher level under new line mentor Geep Wade during the springs of 2016 and 2017 ... Despite current standing and prior accomplishments, was offensive unit's recipient of the "Most Improved Player Award" following spring workouts (2017). **2016:** Opened all 12 games at the right tackle position ... A key anchor for a line that helped offensive unit average 467.1 yards per contest, which stood 23rd nationally ... Also provided protection for Top 25 ranks in passing offense (6th/334.7), completion percentage (11th/64.8) and fourth down conversion percentage (22nd/60.0) ... Supported Top 10 performances for two individuals as WR Zay Jones captured FBS stat titles in receptions (158), receptions per game (13.2) and receiving yards per game (145.5), while QB Philip Nelson was 7th in completion percentage (67.9) and 10th in completions per game (23.7) ... Integral part of a Pirate offense that turned in the second-highest single-season passing attack in school history (334.7) and the fourth-highest total offense output (467.1) ... Helped ECU amass 688 total yards vs. Western Carolina in the opener, which rated third on the school's single-game list dating back to 1932, while its 488 passing yards vs. UCF is second in the program's all-time annals*

... Credited with assisting unit's compilation of 400 or more total yards in 11 of 12 games ... On the ground, opened holes for three 100-yard rushing performances (Anthony Scott/120 vs. WCU, James Summers/114 vs. USF and 134 vs. Navy). **2015:** Started 11 of 12 contests at right tackle as a sophomore ... Came off the bench in the opener against Towson, but took over position from Dontae Levingston prior to the Florida tilt and did not relinquish job the remainder of the season ... Significantly contributed to a unit that averaged 414.6 yards per game, 281.3 through the air (which stood 27th nationally) ... Other Top 50 FBS ranks include fourth down conversion percentage (64.7/18th), redzone efficiency (88.6 percent/23rd), third down conversion percentage (43.0/35th) and pass efficiency rating (137.38/43rd) ... Helped Pirates amass 400 or more yards six times and 500 or more on three occasions (622/UCF, 555/SMU, 518/BYU) ... Member of line that produced a pair of 200-yard rushing efforts (306 vs. SMU, 203 vs. Connecticut) and three individual 100-yard ground performances - 2/RB Chris Hairston, 1/QB James Summers ... Also provided protection for five 300-yard passing outings (473/UCF, 385/BYU, 346/Florida, 325/Navy, 317/Cincinnati). **2014:** Played in five games, both as a reserve on the offensive line and on special teams, to earn first varsity letter ... Appeared in contests against N.C. Central, South Carolina, Virginia Tech, North Carolina and SMU to open season, but did not experience action the remainder of the year. **2013:** Provided solid service on the scout squad as a redshirt during true rookie year ... Officially enrolled early at ECU in January of 2013 and joined the Pirates for spring drills. **High School:** Selected to the 2012 *Associated Press* All-State squad, as voted on by 17 statewide media members ... A two-year varsity starter and team captain who earned three-star designation according to *Scout.com* ... Helped guide Todd Willert's East Forsyth High School program to a 13-1 record as a senior, which included a 6-0 mark in 4-A Piedmont Triad League play ... Eagles did not suffer a loss until the North Carolina High School Athletic Association 4AA quarterfinals (a 25-15 setback to eventual state champion Butler) ... Anchored an offensive line from the guard position that helped EFHS amass over 4,000 yards and score 568 points - an average of 40.6 per game ... Tallied 29 pancake blocks during final campaign and allowed only one sack in 138 chances ... In addition to *AP* all-state status, also selected First Team All-Piedmont Triad 4-A Conference, *NCPreps.com* 4A All-State, *CarolinaPreps.com* 4A All-State, *Triad Sports Weekly* All-Forsyth County and *Winston-Salem Journal* All-Northwest (region) in 2012 ... Played key role in East Forsyth's 9-3 campaign (5-1 league record) in 2011, earning All-Piedmont Triad 4-A Conference honors as a junior ... Offensive unit averaged 30.9 points per outing and reached 40-point plateau on three occasions on the way to a NCHSAA first-round playoff appearance ... Also named to the *Triad Sports Weekly* All-Forsyth County First-Team ... Spent freshman season on junior varsity squad before a late-season sophomore year promotion to varsity. **Personal:** Full name Brandon L. Smith ... Born at Morganton, N.C. ... Due to his height and the absence of Forsyth County middle school programs, didn't play organized football until the ninth grade ... Earned bachelor's degree in family community services during ECU's Spring Commencement Exercises on May 5, 2017 ... Currently pursuing a second degree in public health studies ... Also competes on Pirates' track team as a thrower (shot put).



67 D'Ante Smith

Offensive Line

6-4 • 336 • So-SO

Grovetown • Ga. (Grovetown)

*A versatile and talented lineman who will enter sophomore campaign as the projected starter at the left tackle position ... Closed spring drills atop the Pirates' two-deep at left guard, but coaching staff opted for a move to a more demanding and high-profile pass-blocking role during the summer because of rapid development and maturity level ... A highly-regarded prospect who added over 25 pounds of strength to frame during the off-season ... Battled a nagging back injury during spring workouts, which limited scrimmage repetitions, but was given full medical clearance prior to preseason camp. **2016:** Played in one game (season-opener vs. Western Carolina) before being placed on ECU's developmental and scout squad the remainder of the fall ... Contributed noteworthy preparation efforts for the Pirates' defensive front on a weekly basis ... Member of Scottie Montgomery's first ECU signing class, inking with Pirates in February. **High School:** Earned all-county, all-area and all-region honors as a junior and senior for coach Rodney Holder at Grovetown High School ... Valued as a key anchor for an offensive line in 2014 and 2015 ... Helped the Warriors rack up a season-high 424 yards of total offense during a 42-7 victory over Harlem HS as a senior ... Was a first-team all-county choice by the *Columbia County News-Times* ... Invited to play in the 2015 Central Savannah River Area (CSRA) Border Bowl III and guided Georgia to a 35-21 win over South Carolina ... Rated as the second-best offensive lineman at The Opening Combine in Atlanta in May, 2015 ... As a junior, received the GHS Coaches Award and was cited by the *Augusta Chronicle* as an honors performer ... Selected to compete in the 2014 CSRA Junior Bowl and the Georgia Elite Junior Classic, an all-star contest which features 70 of the state's top 11th graders ... Opened prep career at Laney High School before transferring to Grovetown after freshman season ... Labeled a three-star recruit by *ESPN.com*, *Scout.com* and *247Sports.com* ... Ranked as the No. 8 offensive guard in the state of Georgia, No. 32 in the South and among the Top 100 in the nation ... Also lettered in wrestling, competing in the heavyweight division ... Reportedly produced a prep bench press of 300 pounds and a squat lift of 530 pounds ... Recruited by Appalachian State, Georgia Southern, Illinois and Tulane before committing to the Pirate program on Jan. 23, 2016 ... Also received interest from Georgia and South Carolina. **Personal:** Full name is D'Ante Bryce Smith ... Son of Samantha Smith ... A finance major.*



2 Xavier Smith

Defensive Back

6-2 • 189 • Sr-2L

Raleigh (Wakefield)

Earned two-deep inclusion as a top reserve at the free safety position to open fourth campaign on ECU's active roster ... Also expected to continue service as a primary special teams contributor in a continual effort to utilize athleticism on game day ... Has played in 17 career contests and recorded seven tackles ... Credited with four stops during

first spring scrimmage (April 1) and topped all defenders with five hits, including one for lost yardage, in the second tilt on April 7 ... Tallied another five tackles in the Purple-Gold Game (April 22) to close out spring drills. **2016:** Experienced action in all 12 games, primarily as a special teams contributor ... Logged seven stops (four solo) ... Posted a career-best two hits in season opener against Western Carolina before adding single tackles vs. Virginia Tech, Cincinnati, Tulsa, SMU and Navy ... Closed out year by producing a stop in four of the last six outings ... Five tackles came on kickoff return coverage squad, while other two came on rushing plays while a member of the defensive unit. **2015:** Played in three contests as a sophomore (special teams and as a reserve in the secondary) ... Made season debut at BYU and participated in snaps vs. Tulsa at Dowdy-Ficklen Stadium a week later ... Closed out play with an appearance at UCF in road finale ... Was not credited with any defensive statistics. **2014:** Experienced limited action as a redshirt freshman, playing in two games at Dowdy-Ficklen Stadium – season opener against N.C. Central and again vs. Tulane ... Did not record any statistics during pair of special teams appearances. **2013:** Redshirted during true freshman campaign ... Valued member of the scout team, helping prepare pass-oriented offensive unit on a weekly basis ... Inked with the Pirates in February. **High School:** Played his senior season for head coach Rod Sink at Wakefield High School after opening prep career at Wake Forest-Rolesville as a freshman, sophomore and junior ... Listed as a three-star recruit and the 47th-best prospect in the state of North Carolina according to *ESPN.com* ... A key part of a Wolverines' squad that posted an 11-2 overall mark and a 6-1 4A Cap Eight record in 2012 ... Posted 60 stops and netted three interceptions as a senior ... WHS advanced to the second round of the North Carolina High School Athletic Association 4AA playoffs before falling to Garner Magnet ... Earned Cap Eight First-Team All-Conference honors ... Tallied 45 tackles, seven pass breakups and one blocked kick as a junior at Wake Forest-Rolesville ... Helped the Cougars to an 11-3 record (6-1 in 4A Cap Eight play) in 2011 by contributing to a defense that allowed only 19.6 points per game ... Stood ninth among all Cap Eight tacklers during junior campaign ... Part of a Rolesville program that rolled to a 14-1 mark (6-0 league) in 2009 during freshman year, suffering only loss to Jack Britt in the state semifinals ... Participated in the 2011 Under Armour Combine and the 2010 Schuman's National Underclassmen Combine in Durham and received the DB MVP award ... Rated as the No. 8 athlete at the Nike combine in Charlotte ... Also earned track letters at Rolesville as a 400-meter specialist. **Personal:** Full name is Xavier LaMont Smith ... Born at Charlotte, N.C. ... Earned a bachelor's degree in criminal justice during ECU's Spring Commencement Exercises on May 5, 2017 ... Currently pursuing a second degree in security studies ... An Honor Roll student in the classroom (2016 fall semester, 2017 spring semester).

Smith's Career Defensive Statistics

YEAR	G/GS	UT	AT	TOT	SKS	TFL	FF	FR	INT	PB	QBH
2014	2/0	0	0	0	0.0	0.0	0	0	0-0	0	0
2015	3/0	0	0	0	0.0	0.0	0	0	0-0	0	0
2016	12/0	4	3	7	0.0	0.0	0	0	0-0	0	0
Totals	17/0	4	3	7	0.0	0.0	0	0	0-0	0	0

Career-high tackles – 2 vs. Western Carolina (09/03/16)



42 Devon Sutton

Defensive Back
5-11 • 198 • So-III
Charlotte (North Mecklenburg)

Enjoyed a rapid climb onto defensive and special teams depth chart during last two seasons ... Expected to open sophomore campaign vying for significant playing time at either safety position or as the newly-implemented hybrid "Pirate" back (often referred to as a rover in other programs) ... Also will likely experience a top-tier role on various special teams units in second active year on Pirates' roster ... Has made successful acclimation to college game with quick-developing fundamental execution and athleticism ... Officially joined ECU program as a preferred walk-on in the spring of 2015 ... Tallied two tackles in the first spring scrimmage (April 1) before following with a solo hit in the second contest on April 7 ... Was not credited with statistics during the Purple-Gold Game on April 22. **2016:** Played in 10 games and made four starts ... Opened contests against Connecticut and Tulsa as ECU's nickel back, while starting tilts against Cincinnati and Temple at strong safety ... Logged 40 tackles (22 solo) and one pass breakup (Temple) ... Recorded at least one stop in nine outings and collected two or more hits on eight occasions ... Established a personal-best with 10 tackles in season finale against Owls at Lincoln Financial Field ... Booked eight stops a week earlier in tilt vs. Navy and produced a pair of six-tackle performances (UCF, Cincinnati) ... Other notables were a three-hit day at USF and three two-tackle outings (Connecticut, Tulsa, SMU) ... Made collegiate debut vs. Western Carolina, but made first career stop at Virginia Tech ... Thirty-nine (39) of 40 tackles were against American Athletic Conference opponents, which ranked fifth on the unit (4.9 ypg) ... Credited with 28 hits on rushes, eight on pass plays and four on kickoff return coverage ... Did not play against NC State and South Carolina. **2015:** Was redshirted during the fall as a true freshman ... Earned roster position as a walk-on during spring drills and competed on defensive and special teams scout squads. **High School:** A two-year letterman and team captain for coach Brad Baker at North Mecklenburg High School ... Was a two-way performer and special teams standout as a junior and senior ... Netted one interception, recorded three touchdown receptions and returned a punt for another score in 2013 ... Recipient of the North Meck Holden Cup, which recognizes outstanding sportsmanship, academic and athletic achievement ... An all-conference performer as a junior who tallied TDs on two kickoff returns and one punt return ... Picked off one pass as a defender ... Established a NMHS single-game record for longest kickoff return (99 yards) ... Earned additional letters in track and was selected as the I-Meck Conference MVP in 2013 ... Competed in the 300 meters, 110 meter hurdles, long jump, triple jump, 4x200 and 4x400-meter relay teams. **Personal:** Full name is Devon Marquin Sutton ... Born at Columbia, S.C. ... Son of Willie Sutton and Mara Woods ... A design major who earned ECU Honor Roll accolades for work in the classroom during the 2017 spring semester ... Enjoys drawing, writing and skating.

Sutton's Career Defensive Statistics

YEAR	G/GS	UT	AT	TOT	SKS	TFL	FF	FR	INT	PB	QBH
2016	10/4	22	18	40	0.0	0.0	0	0	0-0	1	0
Totals	10/4	22	18	40	0.0	0.0	0	0	0-0	1	0

Career-high tackles – 10 vs. Temple (11/26/16)



87 Michael Swift
Tight End
6-3 • 233 • Jr-SO
Apex (Apex)

*A versatile and physical athlete whose perseverance to play college football is the source of much admiration ... Earned current roster position as a walk-on in the fall of 2016 and has since become an integral part of the program, first as a linebacker and now as a tight end ... Made move from defense to offense during spring drills and handled acclimation in stellar fashion ... Will open preseason camp competing for depth chart inclusion and playing time on both offensive and special teams units ... Did not record statistics in first scrimmage, but adjusted to new role with two receptions for 10 yards in the second tilt on April 7 ... Suffered a serious neck injury early during high school career which slowed medical clearance process for collegiate competition ... Originally made Pirate squad as a walk-on after enrolling at ECU as a freshman, but was initially denied permanent roster slot because of the aforementioned injury (before finally being cleared after subsequent MRI testing). **2016:** Award-winning member of scout and developmental unit ... Assisted in preparing the Pirates' offense on a weekly basis while playing the opponent linebacking scheme ... Defensive recipient of the prestigious Rick Bankston Memorial Award as the program's most outstanding scout teams player ... Participated in walk-on tryouts during the spring and was extended a roster invitation for the fall. **High School:** A two-year varsity starter and team captain for coach Joe Kilby at Apex ... Was a two-way starter as a senior, but racked up impressive defensive totals for the Cougars ... Credited with 66 tackles, 22 TFLs, six sacks and one forced fumble to earn second-team all-conference honors ... Also responsible for three safeties ... Tallied 25 tackles, 11 TFLs, pair of sacks, a forced fumble and a recovery during junior campaign ... Suffered a torn neck ligament as a freshman, but battled back to earn starting position on school's junior varsity squads as a sophomore ... An outstanding student who was a two-time NCHSA Scholar-Athlete selection and an academic all-conference honoree. **Personal:** Full name is Michael Steven Swift, Jr. ... Born at Raleigh, N.C. ... Son of Mike and Julie Swift ... A health fitness specialist major who earned ECU Honor Roll inclusion for classroom work during the 2016 fall semester and 2017 spring semester ... Hobbies include weight lifting and fishing.*



45 Kenyon Taylor
Defensive Back
6-2 • 198 • Fr-RS
High Point (South Guilford)

*Will open first campaign on ECU's active roster competing for a place on the two-deep in the defensive secondary ... Expected to be a consistent contributor on special teams to gain additional game-day repetitions as a redshirt freshman ... Turned in solid spring, picking up a four tackles during first scrimmage on April 1 ... Collected a stop in each of the last two outings, including the Purple-Gold Game (April 22) ... Has benefitted from work in strength and conditioning program with the addition of nearly 30 pounds (from signing day weight). **2016:** Redshirted*

as a true freshman ... Spent fall on Pirates' developmental roster and helped prepare offensive unit on a weekly basis as a member of the scout squad ... Part of head coach Scottie Montgomery's initial ECU signing class. **High School:** Helped lead Southern Guilford High School to a 2015 North Carolina High School Athletic Association (NCHSAA) State Playoff Class 3A (third round) appearance as the Storm's leading receiver with 730 yards and eight touchdowns on 35 catches ... Stood second on team with 1,089 all-purpose yards and finished third in scoring with 54 points ... Contest of note as a senior was a six-reception, 145-yard and two-TD effort against Fike HS ... Competed at Hopewell High School in Huntersville (N.C.) as a junior, catching seven passes for 182 yards and one touchdown ... Also returned 11 kickoffs for 275 yards and one score in 2014 ... Defensively, credited with 68 tackles – two resulting in lost yardage – for HHS ... Recorded 25 receptions for 398 yards and a TD as a sophomore at Southern Guilford ... Had five receptions for 148 yards, including a 78-yarder for a score, during the Storms' 17-14 victory over Asheboro HS in 2013 ... Ranked among the Top 60 overall recruits in the state of North Carolina according to *ESPN.com* ... Also recruited by Army and Old Dominion before officially committing to ECU on June 24, 2015. **Personal:** Son of Kenyon Taylor, Sr. ... Father played prep football at High Point (N.C.) Andrews High School ... Major is communications.



20 Austin Teague
Defensive Back
6-0 • 191 • Sr-IL
Lexington (West Davidson)

*Possesses an outstanding work ethic and unselfish approach, which has promoted defensive and special teams depth chart clarity ... Despite limited game-day experience in the secondary, delivers plenty of schematic knowledge, intensity and athleticism to program ... Initially earned ECU roster position as a walk-on in the fall of 2013 and has developed into a special teams stalwart ... Credited with two tackles during the first scrimmage (April 1) before adding three more hits and a pass deflection in the Purple-Gold Game on April 22. **2016:** Experienced action in all 12 games, primarily on special teams ... Tallied six tackles (two solo) ... Established a career-best with a pair of two-stop outings, both coming against Atlantic Coast Conference opponents (NC State, Virginia Tech) ... Picked up single hits in opener vs. Western Carolina (first career tackle) and Tulsa ... All six stops occurred on kickoff coverage squad. **2015:** Played in one contest as a sophomore ... Appeared in season opener against Towson, but was not credited with any defensive statistics ... Earned program's prestigious Jerry T. Brooks Award for academic achievement (representative of team's highest grade point average). **2014:** Did not experience game-day action as a redshirt freshman ... Valued as a contributor on defensive scout squad ... Logged one tackle during second spring scrimmage (April 11). **2013:** Was redshirted during true rookie campaign and spent fall on developmental roster. **High School:** A four-year football letterman and team captain for coach Dale Barnes at West Davidson High School ... An All-Central Carolina Conference selection and team MVP as a senior after recording 55 tackles and a pair of interceptions, returning one pick 75 yards for a touchdown ... Also played four games at quarterback, throwing for 300-plus yards and a three scores ... Named to The Dispatch's All-County squad and*

was chosen to play in the North Carolina East-West All-Star Game after senior campaign ... Tallied 42 stops, two forced fumbles and an interception as a junior ... Credited with 34 and 22 hits during sophomore and freshman seasons, respectively ... Additionally, picked off a pair of passes in 2010 during second year in program ... Was also a three-year basketball letterman (and team captain) as a shooting guard ... Chosen to the All-Central Carolina Conference and garnered team MVP accolades on the hardwood ... Enjoyed a 41-point performance to earn "Student Athlete-of-the-Week" by *The Dispatch* ... Excelled in the classroom as a National Beta Club member ... A four-year NCHSAA Scholar-Athlete performer ... An North Carolina Academic Scholar ... Earned Academic All-Star Award as selected by the NCHSAA and N.C. Coaches Association ... A Magna Cum Laude graduate who was a member of the school's Honor Roll all four years of prep career. **Personal:** Full name is Austin Brady Teague ... Born at Lexington, N.C. ... Son of Reggie and Paula Teague ... Father played collegiate baseball at Guilford (N.C.) College, while grandfather Paul McCrary played baseball and football at Atlantic Christian College (now known as Barton College) ... Earned a bachelor's degree in management during ECU's Spring Commencement Exercises on May 5 ... Excels in classroom as a Dean's List student (2016 fall semester, 2017 spring semester) ... Participated in a church mission to Tucson, Ariz. ... Enjoys playing golf.

Teague's Career Defensive Statistics

YEAR	G/GS	UT	AT	TOT	SKS	TFL	FF	FR	INT	PB	QBH
2014	0/0	0	0	0	0.0	0.0	0	0	0-0	0	0
2015	1/0	0	0	0	0.0	0.0	0	0	0-0	0	0
2016	12/0	2	4	6	0.0	0.0	0	0	0-0	0	0
Totals	13/0	2	4	6	0.0	0.0	0	0	0-0	0	0

Career-high tackles – 2 (two times), last vs. Virginia Tech (09/24/16)



21 Ray Tillman

Inside Linebacker
6-1 • 207 • Sr-3L
Lithonia • Ga. (Miller Grove)

A physical and agile defender who should be in a position to not only make jump into a starting role as a senior, but possibly assert himself as

*a conference honors candidate ... Pencil in as the Pirates' top "will" inside linebacker at the start of preseason camp ... Has played in 29 career games as a member of special teams and inside linebacking corps, and recorded 51 total tackles (27 solo) ... Posted at least one stop in 14 contests (netted multiple totals seven times) ... Thirteen (13) hits have occurred during special teams action ... Collected five tackles during the first spring scrimmage on April 1 and followed with one stop in second outing (April 7) ... Closed spring drills with six tackles during the Purple Gold Game (April 22). **2016:** Appeared in 11 games off the bench as a reserve inside linebacker and as a key special teams contributor ... Credited with 26 stops (16 solo), one fumble recovery (Connecticut) and one pass breakup (UCF) ... Eighteen (18) tackles came in milestone performance against Navy's triple-option attack at Dowdy-Ficklen Stadium, which ranked as the 14th-highest single game total in ECU history ... Followed performance against Midshipmen with a five-stop night at Temple a week later ... Also turned in a pair of successful hits in opener vs. Western Carolina and single takedown vs. Huskies ... Made 23*

*tackles on rushes, one on a pass play and two on special teams (kickoff and punt coverage) ... Did not play at USF in early October matchup. **2015:** Played in 10 contests as a sophomore, all off the bench as a reserve defender and special teams performer ... Did not experience action in late season games against Connecticut and Cincinnati ... Booked 16 stops (eight solo) ... Produced a combined 13 tackles in back-to-back outings in mid-October, collecting a season-best seven hits during the Pirates' 30-17 win against Tulsa at Dowdy-Ficklen Stadium before adding six more in a nationally-televised Thursday night clash against Temple ... Recorded single stops in tilts vs. BYU, USF and UCF ... Closed year with at least one tackle in last five consecutive games played in ... Did not register statistics in first five contests (Towson, Florida, Navy, Virginia Tech, SMU) ... Ten (10) stops came on rushes, three on passing plays and three more on special teams (2/kickoff returns, 1/punt returns). **2014:** Appeared in eight games during true freshman season as a member of special teams and inside linebacking corps ... Did not play in the last five contests vs. Cincinnati, Tulane, Tulsa, UCF and Florida (Birmingham Bowl) ... Totaled nine tackles (three solo) ... Elevated to depth chart status prior to the Virginia Tech game after Devaris Brunson suffered a season-ending knee injury at South Carolina ... Eight of nine stops came on special teams, ranking fourth on the squad ... All eight hits were made on kickoff return coverage squad ... Tallied at least one tackle in five of eight games played with a season-high four against North Carolina at Dowdy-Ficklen Stadium ... Also added a pair of stops in collegiate debut against N.C. Central ... Had single tackles vs. South Carolina, Virginia Tech and Connecticut ... Did not record any stats against SMU, USF or Temple ... Selected as the special teams captain prior to the SMU tilt, which also marked ECU's inaugural American Athletic Conference contest. **High School:** An *ESPN.com* three-star prospect who earned a scout grade of 74 and ranks among the top 50 running backs in the Southeast ... Selected as the Class 6-AAAAA Defensive Player-of-the-Year by the *Atlanta Journal-Constitution* ... Played for coach Daydrin Shell on a Wolverine squad that compiled a 4-6 mark in 2013 ... Made his commitment to East Carolina on Feb. 2 at the conclusion of the Pirates' final visitation weekend ... Recruited by Georgia, Illinois, Indiana, Ole Miss and Tennessee early during the process. **Personal:** Full name is Ray Vartron Tillman ... Majoring in communications ... Earned ECU Honor Roll accolades for work in the classroom during the 2015 spring semester.*

Tillman's Career Defensive Statistics

YEAR	G/GS	UT	AT	TOT	SKS	TFL	FF	FR	INT	PB	QBH
2014	8/0	3	6	9	0.0	0.0	0	0	0-0	0	0
2015	10/0	8	8	16	0.0	0.0	0	0	0-0	0	0
2016	11/0	16	10	26	0.0	0.0	0	1	0-0	1	0
Totals	29/0	27	24	51	0.0	0.0	0	1	0-0	1	0

Career-high tackles – 18 vs. Navy (11/19/16)



94 Alex Turner

Defensive Tackle
6-2 • 287 • So-1L
Houston • Texas (Jersey Village)

Poised to become a prime contributor on the Pirates' defensive line as a sophomore after gaining valuable game-day experience during true freshman campaign a year ago ... Closed out spring work with a

place on the depth chart as a top reserve at one of the tackle positions in ECU's newly-implemented 4-2-5 scheme ... Added development during the spring was slowed somewhat by a nagging foot injury, which limited scrimmage play. **2016:** Earned promotion to active roster at the close of preseason camp and experienced action in seven contests as a true rookie ... Made collegiate debut vs. Western Carolina and followed with appearances against Virginia Tech, UCF, USF, Cincinnati, Navy and Temple ... Credited with five tackles (four solo) ... Logged a career-best three stops (all solo) in season finale against Owls at Lincoln Financial Field ... Added single hits in tilts vs. Catamounts (first career tackle) and Bearcats ... Member of head coach Scottie Montgomery's first ECU signing class, inking with the Pirates in February. **High School:** A two-time all-district selection and three-year letterman for coach David Snokhous at Jersey Village High School ... Served as team captain for the Falcons ... Followed First-Team All-District 17-6A accolades in 2014 with second-team honors as a senior despite playing through injuries during season ... As a junior, stood third on unit with 35 total tackles (26 solo, nine assists) ... Also credited with 2.0 TFLs, a pair of quarterback pressures and one fumble recovery to help JVHS to a 6-4 mark ... Earned Overall MVP status at the prestigious NUC Texas 5-Star Showcase in the summer of 2015, prior to senior campaign ... Promoted to varsity roster as a sophomore ... Reportedly owned a prep bench press of 400 pounds and a squat lift of 600 ... Also recruited by Tulane and Vanderbilt before officially committing to the ECU program on January 17, 2016 ... Excels in the classroom, earning academic all-district honors as a sophomore, junior and senior ... Member of the National Honor Society and National Society of High School Scholars ... Held a class rank in the upper 15 percent (123 of 798). **Personal:** Full name is Alexander Christopher Turner ... Born at Houston, Texas ... Son of Chris Turner and Kristie Walker ... Father was a football letterman as a tight end at Ole Miss (1991-94) ... Grandfather Mike Walker also played collegiate football as a defensive back at New Mexico State ... Has a double major of psychology and multidisciplinary studies (neuroscience) ... An ECU Dean's List selection for work during the 2016 fall semester and an Honor Roll recipient during the 2017 spring semester ... Hobbies include working out, reading, movies and television.

Turner's Career Defensive Statistics

YEAR	G/GS	UT	AT	TOT	SKS	TFL	FF	FR	INT	PB	QBH
2016	7/0	4	1	5	0.0	0.0	0	0	0-0	0	0
Totals	7/0	4	1	5	0.0	0.0	0	0	0-0	0	0

Career-high tackles – 3 vs. Temple (11/26/16)



9 Jake Verity

Placekicker/Punter

6-1 • 170 • So-SQ
Bremen • Ga. (Bremen)

Expected to be a strong contender for the starting placekicking duties as a sophomore ... Could also compete for the Pirates' punting

duties ... Despite short time at collegiate level, offers plenty of accuracy and leg strength ... Was a combined 8-of-8 on PATs and 1-of-1 on FGs during spring scrimmage schedule ... Converted all six PATs during first outing on April 1 before successfully drilling both attempts during the Purple-Gold Game (April 22) ... Also drilled a 42-yard field goal and

averaged 36.3 yards per punt (6-218) in the spring finale ... Selected as the special team's recipient of the "On The Ship Award" (symbolizing positive attitude and team-first mindset) following spring drills.

2016: Played in two games as a true freshman ... Thrown into the fire early, making collegiate debut against Virginia Tech at Lane Stadium ... Successfully converted both PATs and drilled a 27-yard field goal against the Hokies in relief of veteran Davis Plowman ... Was a perfect 3-of-3 on PATs the following week against UCF in the American Athletic Conference opener at Dowdy-Ficklen Stadium ... Missed only field goal attempt (31 yards) against the Knights ... In all, was 6-of-7 on all kicks (5-5 PATs, 1-2 FGs) and accounted for eight points ... A late addition to Scottie Montgomery's first signing class, officially inking with the Pirate program on Feb. 8. **High School:** A first-team all-region selection as a placekicker as a sophomore, junior and senior ... Also named to the 2015 *Atlanta Journal-Constitution* All-State squads as both a punter (first team) and kicker (honorable mention) after earning second-team accolades in 2014 ... Served as Bremen High School's top placekicker, punter and kickoff specialist as a senior ... Logged 23 touchbacks on 27 overall kickoffs and averaged 40 yards per punt (11 attempts), with a long of 53 ... Converted three-of-four field goal tries and was a perfect 23-of-23 on extra-point attempts ... One three-pointer was officially credited as a 63-yarder, which ranked as the third-longest in Georgia High School Association (GHSAA) history and the 11-longest nationally (according to *USA Today* High School Sports) ... Was a three-time special teams player-of-the-week choice for the Blue Devils ... Delivered a game-winning field goal in overtime to help BHS defeat Hapeville Charter 23-20 as a junior ... Earned national distinction while participating in numerous kicking and punting camps, including "Event Elite" status by ChrisSailorKicking.com (which also listed him as one of the top kicker/punter combo prospects in the country) ... Captured the "Last Man (PK) Standing" and "Punting Champion" honors during the 2014 TeamJacksonKicking.com Southern Invitational Showcase ... Captured the field goal title at the 2014 Georgia Fall Camp and was a top punting finalist at the 2015 and 2016 Vegas XXVI and XXVII events, respectively (via ChrisSailorKicking.com) ... Consistently recorded 70-plus yard kickoffs (4.1-plus seconds of hang time) and 45-plus yard punts (4.6) according to various specialized recruiting sources ... Also considered Marshall and UAB before signing with the ECU program ... Earned additional letters as a soccer standout ... Excelled in classroom with No. 24 rank in senior high school class. **Personal:** Full name is Jake Shaw Verity ... Son of James and Angela Verity ... Major is construction management ... Earned selection to the ECU Honor Roll in the 2016 fall semester before following with Dean's List designation during the 2017 spring semester.

Verity's Career Placekicking Statistics

YEAR	G	XP-XPA	PCT	FG-FGA	PCT	LONG
2016	2	5-5	100.0	1-2	50.0	27 (VT)
Totals	2	5-5	100.0	1-2	50.0	27 (VT)

Career-high extra points – 3 vs. UCF (10/01/16)

Career-high field goals – 1 vs. Virginia Tech (09/24/16)

Verity's Career Punting Statistics

YEAR	G	P	YDS	AVG	I20	TB	LONG
2016	2	0	0	00.0	0	0	---
Totals	2	0	0	00.0	0	0	---

Career-high punts – none

Career-high punt average – none



80 Anthony Watley

Tight End

6-3 • 233 • So-1L

Jacksonville • Fla. (Atlantic Coast)

Successfully closed out spring drills included on ECU's preseason depth chart ... Will open sophomore campaign penciled in as veteran

Steve Baggett's top backup at the tight end position ... Also likely to hold place on various special teams unit as possible perimeter blocking specialist on punt and placekicking squads ... Turned in productive spring, especially during weekday workouts, but was only credited with one reception for four yards during first scrimmage on April 1. **2016:** Played in 11 of 12 games as a true freshman ... Sat out the opener vs. Western Carolina before coaching staff made the decision to forego redshirt campaign ... Did not record any offensive statistics, but was an active participant on special teams units ... Member of head coach Scottie Montgomery's inaugural ECU recruiting class, signing with the Pirates in February. **High School:** Led all Atlantic Coast High School pass catchers with 170 yards (and one touchdown) on 20 receptions during senior season ... Helped guide the Stingrays to a 6-4 record under coach Matt Elliot in 2015 ... Selected to participate in the 2015 North Florida Football Coaches Association All-Star game, competing for Team Boost ... Included on In The Game Magazine's Preseason Elite Offensive Team prior to start of senior campaign ... A three-star prospect according to *247Sports.com* ... Same recruiting website ranked him among the nation's top 90 tight ends ... Reportedly was clocked at 4.8 in the 40-yard dash as a senior ... Also played basketball at ACHS ... Initially began prep career at University Christian HS, but transferred to Atlantic Christian prior to senior football season ... Also recruited by Marshall, Appalachian State and UCF, and drew additional interest from Miami (Fla.) before committing to the East Carolina program on February 1, 2016. **Personal:** Son of Denita Williford ... Enrolled in ECU's general college curriculum until a major is declared.

Watley's Career Receiving Statistics

YEAR	G/GS	NO	YDS	AVG	TD	LONG
2016	11/0	0	0	0.0	0	---
Totals	11/0	0	0	00.0	0	---

Career-high receptions – none

Career-high reception yards – none



81 Jimmy Williams

Outside Receiver

5-11 • 198 • Sr-2L

Washington (Washington)

An athletic, agile and inspirational pass catcher who earned a roster position as an invited walk-on prior to the start of preseason camp in 2013

and has continued rise up offensive two-deep despite battling nagging injuries throughout career ... Was granted a medical hardship waiver by the American Athletic Conference on December 13, 2016, which extended career for one more season (ruling his participation in two contests as a true freshman during the 2013 campaign did not count as an exhausted year of eligibility) ... Quickly promoted to scholarship status in 2014 ...

Appeared to have fully rebounded from first medical setback with nine appearances in 2014 before a left ankle injury limited play in 2015 ... Projected to open senior year as ECU's starting "X" receiver and should be regarded as both a conference and national honors candidate ... A Preseason All-AAC selection (second-team) according Athlon Sports ... Has played in 30 career games with 19 starts ... Has caught 87 passes for 1,275 yards (14.7 ypr) and 11 touchdowns ... Produced 23 multiple-catch contests and made at least one reception in 28 outings, which includes a streak of 13-straight games ... Led all receivers with 113 reception yards (two catches, both for touchdowns) during the first spring scrimmage on April 1 ... Pulled in 48 and 65-yard scoring strikes from Gardner Minshew ... Hauled in two more grabs for 29 yards and a pair of TDs (27, two-yarders from Minshew) in second tilt on April 7 ... Logged four receptions for 71 yards and a score during the Purple-Gold Game on April 22 ... On receiving end of a 36-yrd touchdown toss from Minshew to open the Purple squad's scoring efforts ... Recipient of program's Community Service Award and offensive unit's "On The Ship Award" at the close of spring drills ... A two-time (2015, 2016) winner of ECU's Rock Roggeman Heart-of-the-Pirate Award for display of leadership, spirit and inspiration. **2016:** Opened all 12 games as the Pirates' top "Z" receiver ... Tallied 45 receptions for 818 yards and eight touchdowns ... Catch total (45) ranked third on unit, but owned second-highest yardage clip (818) and topped ECU in TDs (eight) and yards-per-catch average (18.2) ... Turned in three 100-yard receiving games, including a career-high 179-yard effort at Virginia Tech ... Other triple-digit outings came against UCF (7-145) and Cincinnati (7-129) ... Seven-catch performances vs. Knights and Bearcats marked a personal-best ... In all, was targeted 78 times and produced 25 first-down grabs ... Two of three receptions against Hokies went for 70 or more yards (75, 70-yard TD catches in the third quarter) ... Other six scores were vs. Western Carolina (31-yarder), Cincinnati (28, 37), Connecticut (31), Navy (6) and Temple (13) ... Booked at least one reception in all 12 games and contributed multiple totals on 11 occasions ... Had six catches once (Connecticut/71 yards), five grabs twice (NC State/59, Temple/86), three receptions twice (Virginia Tech/179, Navy/21) and two catches four times (Western Carolina/40, South Carolina/44, Tulsa/34, SMU/7) ... Hauled in single pass at USF for three yards ... In addition to career-long 75-yarder against Hokies, also accounted for a 50-yarder vs. the Knights and five 30-plus gains vs. Bearcats (39), Owls (37), Wolfpack (33), Catamounts (31) and Huskies (31) ... Averaged 4.1 receptions and 62.0 receiving yards per game in eight contests vs. AAC opponents (33-496, 5 TD) compared to 3.0 and 80.5 clips (12-322, 3 TD) in four non-league outings ... Balanced home/road splits with 25 grabs for 343 yards in six Dowdy-Ficklen Stadium appearances (20-475 in six away games) ... Captured Rock Roggeman Heart-of-the-Pirate Award for second-straight season. **2015:** Was ECU's top "Z" receiver to open junior campaign, starting first five contests before suffering a left ankle injury at SMU ... In all, experienced action in seven games with six starts ... Returned from injury in early November, coming off the bench against USF and starting road finale at UCF ... Recorded 15 receptions for 137 yards (9.1 ypr) and two touchdowns ... Tallied both scoring grabs on the road against Navy (two-yarder) and SMU (16) ... Caught at least one pass in five outings and produced multiple receptions on three occasions ... In fact, enjoyed torrid start to the season with a combined 13 catches in first three contests ... Caught four balls for 26 yards in opener vs. Towson, added two more at Florida

(21 yards) before booking a career-high seven receptions (for a season-high 55 yards) against Midshipmen in Annapolis ... Had single grabs vs. SMU (16) and UCF (19) ... Nineteen-yarders vs. Navy and Knights were season longs ... Credited with one tackle (on interception return against Virginia Tech) ... Did not play vs. BYU, Tulsa, Temple, Connecticut and Cincinnati ... Selected as the offensive recipient of the Rock Roggeman Heart-of-the-Pirate Award at the conclusion of the season. **2014:** Played in nine games, making one start (North Carolina) ... Netted 22 catches for 254 yards (11.5 ypc) ... Scored first career touchdown at Tulsa with a 16-yard grab in the first quarter ... Recorded multiple receptions in seven of nine contests with a season-high four at Virginia Tech (season-best 77 yards) and against North Carolina (37 yards) ... Also had a season-long 35-yard grab against Hokies ... Caught three passes in season opener against N.C. Central (43 yards) ... Twelve of 22 receptions went for 10 or more yards (two for 20-plus) ... Other effort of note was a three-catch, 24-yard performance vs. Florida in the Birmingham Bowl at Legion Field ... Carried the ball twice (Tulane, UCF) on reverses for five total yards ... First carry of the season went for 12 yards against Green Wave ... Did not play against SMU, USF, Connecticut and Cincinnati ... Missed contests against Mustangs, Bulls and Huskies because of a left ankle injury. **2015:** Had redshirt officially removed during the off week after the Virginia Tech game and was inserted into the Pirates' two-deep prior to the North Carolina contest ... Ended up playing in just two games – North Carolina and Middle Tennessee – before suffering a season-ending left foot injury against the Blue Raiders on Oct. 5 ... In all, caught five passes for 66 yards during brief stint on travel roster ... Had two receptions for 28 yards against the Tar Heels before following with a three-catch, 38-yard performance vs. MTSU ... Had a long grab of 21 yards in Murfreesboro as well ... Also had one rushing attempt for 10 yards at Kenan Stadium vs. North Carolina. **High School:** Earned three letters for coach Sport Sawyer at nearby Washington High School ... Also served as a senior team captain for the Pam Pack ... Rushed for 1,329 yards and threw for 974 more in 2012 ... Accounted for 29 total touchdowns as a senior ... Picked up 1,003 ground yards and passed for 574 during junior campaign ... Also lettered in basketball. **Personal:** Full name is James Oties Williams III ... Born at Washington, N.C. ... Son of Nadine Daniels ... A recreation and park management major ... Is ECU's nominee for the 2017 Allstate AFCA Good Works Team® and is passionate participant in numerous community relations activities such as Special Olympics (coach/event day coordinator), Ronald McDonald (visitation, clean-up), James & Connie Maynard Children's Hospital/Vidant Medical Center (patient visitation), Food Bank of Eastern North Carolina (packing/distribution of food to needy families), Pitt County Schools (Reading is Rewarding) and Beaufort County Schools (Black History Month, guest speaker) ... Successfully balances life of a student-athlete and fatherhood as a proud dad of a son – James Williams IV (age 3).

Williams' Career Receiving Statistics

YEAR	G/GS	NO	YDS	AVG	TD	LONG
2013	2/0	5	66	13.2	0	21 (MT)
2014	9/1	22	254	11.5	1	35 (VT)
2015	7/6	15	137	9.1	2	19 (UCF)
2016	12/12	45	818	18.2	8	75 (VT)
Totals	30/19	87	1,275	14.7	11	75 (VT)

Career-high receptions – 7 (three times), last vs. Cincinnati (10/22/16)

Career-high reception yards – 179 vs. Virginia Tech (09/24/16)



7 Jordan Williams

Inside Linebacker

6-0 • 222 • Sr-3L

Fayetteville (Shaw)

*Has ranked among program's top two tacklers in successive seasons (second/2015, first/2016) ... Possesses record-breaking strength, a high level of physicality and plenty of athleticism ... Made rapid ascend on unit's depth chart after arriving as a walk-on transfer (Shaw University) in 2014 ... Made initial impact on special teams squads as a redshirt freshman before following with first full-time starting assignment and promotion to scholarship status in 2015 ... Expected to open senior year contending for conference honors candidacy as the Pirates' starting "mike" inside linebacker ... A Preseason All-American Athletic Conference (fourth-team) choice by Athlon Sports ... Has played in 33 career contests and made 15 starts ... Credited with 163 stops (81 solo), 10.0 tackles for lost yardage, 3.0 sacks, a forced fumble and recovery, and an interception ... Owns six double-digit tackle performances and tallied at least one hit in 28 outings (multiple stops on 23 occasions) ... Picked up a pair of tackles, including a sack, during first spring scrimmage on April 1 ... Added a single tally in second outing (April 7) before ranking among team leaders with six drops during the Purple-Gold Game on April 22 ... Progress in strength and conditioning program are rivaled by few ... Established an ECU positional (LBs) record with a 374-pound power clean, plus recorded a squat lift of 600 pounds and a bench press of 385 ... Other measurable include a 36.5" vertical jump, a 10'4" broad jump and a 4.56 40-time ... Owns team's top power quotient (formula which encompasses all testing data) ... Modified body and emphasized speed enhancement during off-season conditioning work 2017, dropping nearly 15 pounds. **2016:** Played in all 12 games, opening five at the "mike" inside linebacker slot ... Made starts in the last five contests of season against Connecticut, Tulsa, SMU, Navy and Temple ... Credited with a team-leading 77 tackles (35 solo), 4.0 resulting in lost yardage (two vs. South Carolina/-6 yards, one against UCF/-2 and Connecticut/-2) ... Only sack of campaign was against Connecticut at Dowdy-Ficklen Stadium ... Also booked a pair of quarterback pressures vs. the Knights and Huskies, while adding a batted pass against UCF in the AAC opener ... Produced a pair of double-digit tackle totals (10/Western Carolina and a season-high 12/SMU) ... In all, collected two or more stops in 11 outings ... Other notable performances came against Connecticut (9 tackles), Tulsa (9), Navy (7), South Carolina (6), Virginia Tech (6), USF (6), UCF (4), Cincinnati (4) and NC State (3) ... Led squad with 25 stops (6.3 tpg) in four-game non-conference schedule, while booking 52 (6.5) in eight league tilts ... Enjoyed playing at Dowdy-Ficklen Stadium with 45 hits in six contests (7.5 tpg), compared to 32 stops (5.3) in six road battles ... Netted 7.0 tackles per outing in second half of season (5.8 in first six games) ... A noted run-stopper who netted 81.8 percent of hit total on rushes (63 of 77) ... Credited with 13 stops on pass plays and one as a special teams contributor (kickoff return coverage). **2015:** Appeared in all 12 contests and made 10 starts at the "buck" inside linebacker position in what many around program deemed a "break-out" season ... Came off the bench in games against Navy and Temple ... Stood second on unit in tackles with 81 (45 solo), trailing only Zeek Bigger ... Registered six stops behind the line of scrimmage (-21 yards), which included a pair of sacks (vs. Towson, Florida) ... Credited with a forced fumble (USF), a recovery (Tulsa) and an interception (nine-yard return in fourth quarter*

vs. Virginia Tech) ... Tackle average (6.8 per game) ranked 16th among all American Athletic Conference defenders ... Booked at least one stop in 11 outings (zero vs. Temple) and produced double-digit hit totals four times ... Closed season with a career-best 14 tackles against Cincinnati at Dowdy-Ficklen Stadium after notable earlier performances vs. Towson (10), Virginia Tech (13) and USF (10) ... Contributed at least half a TFL on six occasions (1.0/Towson, 1.5/Florida, 0.5/Virginia Tech, 1.0/SMU, 1.0/UCF, 1.0/Cincinnati) ... Other notable efforts came against Navy (eight stops), BYU (six), Connecticut (six) and SMU (five) ... Started and finished in strong fashion with a combined 34 tackles in the first four outings and a combined 34 hits in the last four games (8.5 tpg averages) ... Registered 66 stops on rushes and 15 on passing plays. **2014:** Moved up various depth charts after joining Pirate program in time for preseason camp ... Played in nine games – North Carolina, USF, Connecticut, Temple, Cincinnati, Tulane, Tulsa, UCF and Florida (Birmingham Bowl) – in primarily a special teams role ... Registered five tackles (one solo) ... Four hits came as a member of the kickoff coverage unit ... Booked a season-high two stops against Huskies at Dowdy-Ficklen Stadium ... Tallied single tackles in outings vs. Bulls (only solo hit of season), Bearcats and Knights ... Did not play in the first three contests against N.C. Central, South Carolina and Virginia Tech, as well as the American Athletic Conference opener

against SMU. **2013 (Shaw):** Redshirted during true freshman season at Shaw University before opting to transfer to ECU. **High School:** Was a three-year varsity letterman at Jack Britt High School ... A two-year All-Mid-South Conference choice as a linebacker ... Booked 102 stops as a senior in 2012 ... Earned defensive player-of-the-game honors as a senior after stopping Pine Forest quarterback Tim Allen on a fourth-down play at the JBHS two-yard line to preserve a win and a runner-up finish in the Mid-South Conference ... Helped Buccaneers to the state 4-AA title game before falling to Matthews Butler 56-28 ... Logged 107 tackles, six sacks as a junior ... Also was credited with a forced fumble and recovery in 2011 ... Had five solo hits as a sophomore during first season on varsity ... Coached at the prep level by former Pirate (and NFL) offensive lineman Brian Rimpf. **Personal:** Full name is Jordan Xavier Williams ... A university studies major.

Williams' Career Defensive Statistics

YEAR	G/GS	UT	AT	TOT	SKS	TFL	FF	FR	INT	PB	QBH
2014	9/0	1	4	5	0.0	0.0	0	0	0-0	0	0
2015	12/10	45	36	81	2.0	6.0	1	1	1-9	0	0
2016	12/5	35	42	77	1.0	4.0	0	0	0-0	1	2
Totals	33/15	81	82	163	3.0	10.0	1	1	1-9	1	2

Career-high tackles – 14 vs. Cincinnati (11/28/15)



Jordan Williams

2017 Newcomers

Taijh Alston

DL • 6-4 • 212 | Fr. | Vass, N.C.
(Union Pines HS)

Officially enrolled early at ECU in January of 2017 and participated with the Pirates in spring drills, thus signed a grant-in-aid with the program instead of a letter-of-intent (per NCAA policy) ... Collected a pair of tackles in each of the first two scrimmages (April 1, April 7) before notching three, including one for lost yardage, during the Purple-Gold Game on April 22.

High School: A three-year varsity starter as a defensive end for coach Ryan Riggan at Union Pines ... Completed prep career with 13.5 sacks and averaged 6.5 tackles per game ... Played outside linebacker position on junior varsity squad as a freshman before becoming full-time starter at end during sophomore, junior and senior campaigns ... Tallied 54 tackles, including 7.5 for lost yardage, and 1.5 sacks in 2014 in starting debut on Vikings' varsity roster ... Earned First-Team All-Cape Fear Valley 3-A Conference honors and was named to The *Fayetteville Observer's* All-Cape Fear Region squad (second team) as a junior after collecting 77 stops, 13.0 tackles for loss and 5.0 sacks despite missing several games because of an injury ... Credited with 96 hits, 16.0 TFL and 7.0 sacks in 2016 during senior year as team captain ... Offensively, contributed as a tight end ... Resided in Lumberton during childhood before transferring to Union Pines district prior to ninth grade ... Listed among Top 25 college football recruits in state of North Carolina according to *Charlotte Observer* ... A three-star recruit per *247Sports.com* and *Scout.com* ... Ranked as the No. 3 defensive end in state, 46th in region and was included among nation's top 120 performers by *Scout.com* ... Recruited by Appalachian State, Charlotte, Coastal Carolina, Miami (Ohio), N.C. State and West Virginia ... Also earned varsity letter in basketball. **Personal:** Full name is Taijh Tyrik Alston ... Born at Pinehurst, N.C. ... Son of Chrystal Dowd and Donald Fairley ... Enjoys working out and strength building with weights ... Plans to major in physical education.

Bruce Bivens

LB • 6-0 • 220 | Fr. | Houston, Texas
(Davis HS)

High School: An *Associated Press* First-Team Class 6A All-State selection as a senior linebacker and team captain at Davis ... Credited with 87 stops, 20.5 tackles for loss, 14.5 sacks, six forced fumbles and two interceptions in 2016 ... Additionally, recorded two defensive touchdowns for Falcons ... Listed No. 51 among Houston Chronicle's Top 100 college prospects in the state of Texas ... Earned starting position on school's inaugural varsity squad as a sophomore in 2014 after competing at the junior varsity level during freshman campaign just one year after DHS opened its doors for first time ... Helped program post 7-5 record, capture district title and advance to Class 6A playoffs in first season of competition ... A two-time first-team all-district choice ... Posted 93 tackles, 7.0 sacks and forced five fumbles to earn first-team all-area honors and team's outstanding linebacker award as a junior ... A *247Sports.com* three-star prospect who ranks among recruiting service's top 80 inside linebackers nationally ... Reportedly clocked at 4.42 in the 40-yard dash, completed the 5-10-5 shuttle in 4.25, can bench press 315 pounds, squat 505 pounds and reach a 41" vertical ... Was also recruited by Fresno State ... Excelled in classroom with selection to all-district academic squad in 2016 ... Earned additional letters as a standout basketball performer. **Personal:** Full name is Bruce Bivens ... Born at Houston, Texas.

Jayden Borders

WR • 5-11 • 176 | Fr. | Shelby, N.C.
(Shelby HS)

Officially enrolled early at ECU in January of 2017 and will participate with the Pirates in spring drills, thus signed a grant-in-aid with the program instead of a letter-of-intent (per NCAA policy) ... Caught one pass for two yards during the Purple-Gold Game at Dowdy-Ficklen on April 22.

High School: Key member of four consecutive state championship squads at Shelby under coach Lance Ware ... A two-time *Associated Press* First-Team All-State performer (2015, team-high 21 votes in 2016) who finished prep career with 262 receptions for 4,653 yards and 58 touchdowns ... Golden Lions captured Class 2A titles in 2013, 2014, 2015 and a Class 2AA championship in 2016 with a combined 57-7 record ... Earned *MaxPreps.com* Small School All-America and *NCPreps.com* First-Team All-State honors as a senior after catching 81 passes for 1,726 yards and 22 TD to help SHS to a perfect 16-0 mark ... Had five receptions for 86 yards and a score in the Golden Lions' 28-6 win over Jacksonville Northside in the Class 2AA Championship Game at Carter-Finley Stadium ... Earned invitation to play in prestigious Shrine Bowl of the Carolinas ... Shattered the school single-season receiving record as a junior with 93 catches for 1,732 yards and 26 touchdowns to earn All-Cleveland County accolades from the Shelby Star and guided squad to a 15-1 record that was capped by a six-catch, 135-yard, two-touchdown effort (which included an 80-yarder in the first quarter) during a 57-21 triumph over Kinston in the 2015 Class 2A title clash ... Had 83 receptions for 1,173 yards and 10 scores during a sophomore campaign in which Golden Lions produced a 14-2 ledger and a 51-7 victory over Clinton to capture the 2014 Class 2A trophy ... Opened prep career with five grabs for 22 yards as a freshman in 2013, playing a role in Shelby's 12-4 record and state title winning 29-7 decision over Southwest Onslow ... Rated as a three-star recruit and held No. 35 (state) and No. 84 (overall) ranks by *247Sports.com*, while earning a similar three stars and a No. 37 state standing by *Scout.com* ... Also recruited by Appalachian State, Charlotte, Marshall, Miami (Fla.), Miami (Ohio), Georgia Southern and Georgia State. **Personal:** Full name is Jayden Borders ... Born at Shelby, N.C. ... Son of Jennifer Lynn and Chesley Borders ... Father was a teammate of ECU Head Coach Scottie Montgomery at Shelby Crest High School who would go on to earn all-state honors as a senior in 1997 after making 45 catches for 1,163 yards and 16 touchdowns ... He broke the Cleveland County record for career receiving yards (2,352) and owned the top two single-season marks for receiving yards (1,195/1996 and 1,163/1997) before earning playing collegiately at North Carolina (62 catches for 1,001 yards and nine TDs over four seasons) ... Currently studying in school's general college curriculum until formal major is designated.

Trace Christian

RB • 6-0 • 220 | Fr. | Longwood, Fla.
(Lake Brantley HS)

High School: Produced three-straight 1,000-yard rushing campaigns for Lake Brantley ... A two-time team offensive MVP selection and four-year letterman ... Established single-season career bests in carries (145) and yards (1,316), while scoring 16 touchdowns as a senior to help lead Patriots to a 7-5 record and appearance in the Florida High School Football Class 8A Playoffs under coach David Delfiacco ... Eclipsed the 100-yard rushing

mark in eight of 12 contests and averaged 9.1 yards per carry in 2016 ... Picked up 1,286 yards on 139 attempts (9.3 ypr) and a personal-high 20 TDs during junior year ... Notable highlight in 2015 was a 15-carry, 230-yard performance against Lake Mary ... Credited with 1,016 ground yards, nine scores on 137 attempts as a sophomore in first full-time starting role ... Named LBHS's Offensive Back MVP in 2014 ... Made varsity starting debut as a freshman in 2013 and rushed for 194 yards and a pair of TDs on 24 carries to help Patriots outlast Lake Howell 29-26 in double overtime (while filling in for an injured teammate) ... Chosen as program's rookie-of-the-year ... Started football career as a wide receiver during recreational league and middle school action before growth spurt enabled move to running back position ... Earned No. 4 rank in the *Orlando Sentinel's* 2017 Central Florida Super 60 ... Reportedly been timed at 4.6 in the 40-yard dash ... Rated as a three-start recruit by both *Scout.com* and *247Sports.com* ... Also listed as the 34th-best running back nationally according to *247Sports.com* ... An accomplished track and field performer who captured the 2015 state title in the shot put (52 feet, 9.25 inches) after finishing as Florida's runner-up during spring of sophomore year ... In addition to East Carolina, recruited by Boston College, Cincinnati, Duke, Illinois, Indiana, Iowa State, Kentucky, Louisville, Miami, Mississippi State, Missouri, NC State, Rutgers, Syracuse, South Florida, UCF, USF, Virginia Tech and Wake Forest. **Personal:** Full name is Randolph H. Christian III, but prefers to go by Trace ... Born at Altamonte Springs, Fla. ... Son of Randolph and DeeDee Christian ... Cousin Crystal Christian, who graduated from Starr's Mill High School in Fayetteville, Ga., was an accomplished track and field letterwinner at the U.S. Military Academy in West Point who finished her career in 2014 ranked No. 3 nationally in the long jump.

Tyshon Dye

RB • 5-11 • 220 | Gr. | Elberton, Ga.

(Clemson/Elbert County Comprehensive HS)

Formally signed a grant-in-aid agreement with East Carolina on May 15 and joined Pirates' program as a graduate transfer during the first summer semester ... Part of back-to-back national championship game appearances and one title (2016) while with Clemson ... Rushed for 351 yards and five touchdowns on 76 carries in 157 snaps over 17 career games. **2016:** Produced 109 rushing yards and a touchdown on 21 carries in 53 snaps over seven games ... Posted six carries for 19 yards in significant action versus Troy ... Had 47 yards on five carries against S.C. State ... Recorded first rushing touchdown of the season at Boston College, where he totaled three carries for 11 yards ... Logged 12-yard carry against Syracuse ... Rushed for 23 yards on five carries versus South Carolina. **2015:** Had 91 rushing yards and two touchdowns over six games ... Totaled two short touchdown runs in the season opening win over Wofford ... Rushed eight times for 52 yards at Miami ... Had 11 yards on three carries against Wake Forest. **2014:** Contributed 151 yards and two touchdowns on 32 carries in 57 snaps over four games ... Had 14 yards on five carries at Wake Forest ... Booked a game-high 124 yards and two touchdowns on 20 carries against Georgia State (to earn team offensive player-of-the-game honors) ... Had 13 yards on six carries against No. 24 Oklahoma in the Russell Athletic Bowl. **2013:** Redshirted ... Suffered back injury that forced him out of action ... An ACC Academic Honor Roll member ... Ranked as the No. 32 signee in the ACC in the preseason by *Athlon*. **High School:** Rated as the No. 123 player in the nation, No. 18 running back in the nation and No. 12 player in Georgia by *ESPN* ... Member of the

top-300 All-America team by *PrepStar* ... No. 204 player in the nation, No. 17 running back in the nation and No. 16 player in Georgia by *Rivals.com* ... No. 167 player in the nation, No. 12 running back in the nation and No. 16 player in Georgia by *247Sports.com* ... Had 817 yards on 95 carries and 12 touchdowns in just seven games as a senior, as he was limited by injury ... Region offensive player-of-the-year as a senior ... Selected to the North-South All-Star game as a senior ... Had eight kickoff returns for 120 yards and a touchdown ... Logged 1,561 yards on 212 carries and 21 touchdowns as a junior ... Pulled in 17 receptions for 198 yards and two touchdowns along with two punt returns for scores as a junior ... An All-state selection and region player-of-the-year as a junior ... Chosen to the Georgia Rising Seniors game in 2011 ... Had 889 yards on 90 carries as a sophomore ... Also posted 11 rushing touchdowns and three touchdowns on kickoff returns, while making 96 tackles as a sophomore ... Played four years of basketball and competed four years as a track & field athlete ... Member of state championship track team as a junior ... Coached by Sid Fritts at Elbert County Comprehensive High School. **Personal:** Earned a bachelor's degree in parks, recreation & tourism management from Clemson in May, 2017 ... Working towards certification in health care administration at ECU.

Dye's Career Rushing Statistics (at Clemson)

YEAR	G/GS	ATT	YDS	APC	TD	LONG
2014	4/0	32	151	4.7	2	18 (GSU)
2015	6/0	23	91	4.0	2	23 (MIA)
2016	7/0	21	109	5.2	1	17 (SCSU)
Totals	17/0	76	351	4.6	5	23 (MIA)

Career-high rushing attempts – 20 vs. Georgia State (11/22/14)

Career-high rushing yards – 124 vs. Georgia State (11/22/14)

Gaelin Elmore

DE • 6-6 • 275 | Gr. | Somerset, Wis.

(Minnesota/Somerset HS)

Officially transferred into the ECU program as a graduate student prior to the start of preseason camp ... Initially committed to Pirates in the spring and signed a grant-in-aid agreement in May, but completed bachelor degree requirements at Minnesota during the summer ... Played in 38 contests with nine starts to help Gophers to three-straight bowl appearances ... A two-time Academic All-Big Ten selection who logged 39 tackles, 9.5 TFLs and 4.0 sacks collectively. **2016:** Played in all 13 games and started six as a junior ... Recorded 16 tackles, four tackles for a loss, 1.5 sacks and recovered three fumbles ... Earned Academic All-Big Ten honors ... Registered one tackle against Oregon State and made one tackle against Indiana State ... Recovered one fumble against Colorado State ... Recorded one tackle against Penn State ... Experienced action against Iowa ... Recovered a fumble and made one tackle against Maryland ... Recovered a fumble and had one tackle for a loss against Rutgers ... Tallied three tackles against Illinois ... Recorded three tackles and a sack against Purdue ... Made two tackles against Nebraska ... Assisted on a sack against Northwestern ... Made one tackle against Wisconsin ... Recorded one tackle against Washington State ... Helped Gophers to 9-4 overall record (5-4 Big Ten/14th in West) and 17-12 win over Washington State in the National Funding Holiday Bowl on Dec. 27 in San Diego, Calif. **2015:** Played in 12 games and started two during sophomore campaign ... Recorded 12 tackles, including 3.5 tackles-for-loss (1.5 sacks) and broke up a pair of pass attempts ... An Academic All-Big Ten performer in the classroom ... Tallied a tackle against TCU ... Saw action at Colorado State and vs. Kent State, but did not record any statistics ... Made a solo tackle against

Ohio ... Recorded a tackle behind the line of scrimmage at Northwestern ... Registered an assisted tackle (.5 tackle-for-loss) versus Nebraska ... Competed but did not record a statistic versus Michigan and Ohio State ... Logged three tackles, including a sack and another tackle behind the line of scrimmage, and added a pass breakup at Iowa ... Touted a pair of tackles, including .5 sack for a 6-yard loss, and broke up a pass for the second straight game versus Illinois ... Notched three solo tackles against Wisconsin ... Started versus Central Michigan, but did not record any statistics ... Part of a Minnesota team which compiled a 6-7 overall record (2-6 Big Ten) and appeared in the Quick Lane Bowl (def. Central Michigan 21-14) in Detroit on Dec. 28. **2014** Played in 13 games and made one start during freshman season ... Recorded 11 tackles, including two for a loss (one sack), tallied one forced fumble, one fumble recovery and one pass breakup ... Made his Minnesota and collegiate debut and made two solo tackles against Eastern Illinois ... Made one tackle against Middle Tennessee ... Played at TCU (no stats) ... Broke up one pass and recovered one fumble against San Jose State ... Recorded two tackles, including one for lost yardage, and forced a fumble at Michigan ... Made one tackle each against Northwestern and Purdue and at Illinois ... Recorded one sack against Iowa in first career start ... Assisted on one tackle against Ohio State ... Experienced action at Nebraska and at Wisconsin, but did not record statistics ... Booked one tackle against Missouri ... Contributed to a Gophers' program that recorded an 8-5 mark (5-3 Big Ten/T-2nd in West) and played in the Buffalo Wild Wings Citrus Bowl (lost to Missouri 33-17) in Orlando on Jan. 1, 2015. **High School:** Attended Somerset (Wis.) High School ... Named one of 16 State Scholar Athlete award winners by the Wisconsin Interscholastic Athletic Association ... Helped the Spartans post an 11-2 record and make the state semifinals as a senior in 2013 ... Led team in receptions (7) and receiving yards (129) and also caught one touchdown (team passed for 431 yards and seven touchdowns during his senior season) ... Effective blocker in team's run-heavy offense that rushed for 2,969 yards ... Second on team with 72 tackles (43 solo) and led the state of Wisconsin with 28 tackles-for-loss ... Recorded 11 sacks and forced seven fumbles, broke up seven passes and recovered one fumble ... Named first-team all-state on defense as a DE/OLB ... Ended career with 19 catches for 375 yards and six touchdowns ... Was the only non-senior starter on Somerset's 12-1 state championship team in 2012 ... Football coach was (legal guardian) Bruce Larson ... A 1,000-point scorer in basketball and also lettered in track ... Listed as a three-star recruit by *ESPN*, *Scout*, *Rivals* and *247Sports* ... *Rivals* listed him as the fourth-best player in Wisconsin, while *247Sports* had him as the sixth-best prospect and *ESPN* had him ninth ... *Rivals* named him as the No. 22 tight end in the nation, while *ESPN* had him at No. 24 ... *Scout* had him as the No. 26 tight end recruit in the country and *247Sports* had him at No. 28. **Personal:** Son of George Elmore ... Guardians are Bruce and Kelly Larson ... Has six siblings, three brothers and three sisters ... Bruce Larson played football at UW-River Falls from 1983-86 and was inducted into the school's Athletic Hall of Fame in 2013 ... Recipient of the Wilma Rudolph Student Athlete Achievement Award at the 2016 National Association of Academic Advisors for Athletics Convention Awards Luncheon (Wilma Rudolph Student-Athlete Achievement Award honors student athletes who have overcome great personal, academic, and/or emotional odds to achieve academic success while participating in intercollegiate athletics) ... Undergraduate major was communication studies.

Elmore's Career Defensive Statistics (at Minnesota)

YEAR	G/GS	UT	AT	TOT	SKS	TFL	FF	FR	INT	PB	QBH
2014	13/1	7	4	11	1.0	2.0	1	1	0-0	1	0
2015	12/2	6	6	12	1.5	3.5	0	0	0-0	2	0
2016	13/6	9	7	16	1.5	4.0	0	3	0-0	1	1
Totals	38/9	22	17	39	4.0	9.5	1	4	0-0	4	3

Career-high tackles – 3 (four times), last vs. Purdue (11/05/16)

Cannon Gibbs

ILB • 6-2 • 230 | Jr. | Brandon, Miss.
(Jones JC/Northwest Rankin HS)

*Inked a national letter-of-intent with the Pirates as a mid-year signee on Dec. 14, 2016 ... Enrolled in classes in January and competed during spring drills to earn early designation as a top reserve at the inside (mike) line-backing position behind Jordan Williams ... Credited with a stop during ECU's second scrimmage (April 7) before booking seven in the Purple-Game on April 22. **Junior College:** Led the Bobcat defense with 68 tackles (40 solo), 11.0 TFLs and 6.0 sacks as a sophomore ... Also logged one fumble recovery for coach Steve Buckley ... Helped JJC to a 6-3 record in 2016 ... Earned first-team Mississippi Association of Junior and Community Colleges (MACJC) honors ... Also recruited by Louisiana-Monroe, Louisiana-Lafayette and Louisiana Tech out of junior college ... Netted 22 stops and 2.5 tackles for lost yardage in nine games as a freshman in 2015. **High School:** Put together an impressive prep career at Northwest Rankin High School ... A three-year letterman who tallied 291 career tackles, 25.0 TFLs and 8.0 sacks ... Earned all-region honors as a junior and senior ... An all-state performer and team captain for coach Tyler Peterson in 2014 ... Recorded over 100 tackles and six sacks each during senior and junior campaigns ... Registered 50 stops and scored one TD as a sophomore ... Also earned additional letters in soccer (four) and baseball (three) at Northwest Rankin ... Excelled in the classroom with a 4.0 grade point average. **Personal:** Full name is Cannon Jennings Gibbs ... Born at Brandon, Miss. ... Son of Mike and Kathy Gibbs ... Grew up in same town as current ECU quarterback Gardner Minshew and the pair ended up as HS rivals ... Brother was an All-America football standout at Delta (Miss.) State and currently serves on the Arkansas State staff ... Hobbies include hunting ... Major is management ... An Honor Roll selection for work in the classroom during the spring of 2017.*

Delvontae Harris

DB • 6-0 • 185 | Fr. | Newnan, Ga.
(Newnan HS)

High School: A three-year letterman and team captain for coach Mike McDonald at Newnan ... A two-time all-region selection as a defender, earning second-team honors as a junior before being named to the honorable mention squad in 2016 ... Registered 60 tackles and was responsible for six turnovers as a hybrid outside linebacker and safety during senior campaign ... Also picked up area player-of-the-week honors in 2016 ... Played the running back position on offensive side of the ball for Cougars ... Promoted to full-time varsity status as a sophomore in 2014 and earned consistent starting assignment ... Made commitment to ECU program in September, 2016 after Pirates' season-opening victory over Western Carolina ... Rated as a three-star prospect and No. 82 overall by *247Sports.com* ... Had interest from Missouri, Georgia Southern, Western Carolina and Charleston Southern in addition to East Carolina. **Personal:** Full name is Delvontae Harris, but prefers to be called Tez ... Born at Newnan, Ga. ... Son of Chrissy Gaston ... Enjoys working out and spending time with family.

Brandon Henderson

DL • 6-5 • 275 | Jr. | Greenwood, S.C.
(Georgia Military College/Greenwood HS)

Junior College: A mainstay on the defensive line for coach Bert Williams and a Georgia Military College program that posted a 9-2 record and reached as high as No. 10 in the NJCAA poll during the 2016 season ... Helped Bulldogs run off nine-game win streak after dropping season opener ... Logged 32 stops (15 solo), 12.0 tackles for lost yardage (-54) and 2.0 sacks for a defensive unit that allowed a paltry 15.2 points per game and 62.0 rushing yards a contest ... Authored eight multi-tackle outings, including a season-high six hits against Lackawanna College in a season finale played at Marshall's Joan Edwards Stadium ... Credited with five stops on two occasions (Navarro and ASA) ... Responsible for a loss of 20 yards on three TFLs and a sack vs. Palmetto Prep ... Booked a pair of TFLs each in contests against Navarro, ASA and Jireh Prep ... Had fumble recovery vs. Middle Georgia State ... Played in nine games as a freshman in 2015 and contributed 13 tackles (nine solo), 7.0 TFLs (-47 yards) and 2.0 sacks ... Performances of note were a four-tackle, 3-TFL (-31 yards) outing vs. Jireh Prep and a three-stop, 2.0-TFL contest against ASA ... In addition to East Carolina, was recruited by Georgia, Texas, Bowling Green, Charlotte, Georgia Southern, Houston, Kansas, Louisiana-Lafayette, Marshall, Western Kentucky, Kentucky, West Virginia after two-year career with Bulldogs ... Initially joined GMC program as a walk-on in the fall of 2015 ... Attempted to start junior college career at Northeast Mississippi Community College prior to the 2014 season, but did not earn roster position during the fall or again in the spring (2015) after open tryout. **High School:** Recorded 15 tackles (nine solo), 2.0 TFLs, one sack and batted pass in limited action as a senior at Greenwood ... Helped lead Eagles to state championship (31-24 overtime victory over Northwestern) as a junior in 2012 after runner-up finishes in 2010 and 2011 ... Played for coach Gene Cathcart ... Strong performer in classroom who received multiple academic and merit scholarship offers ... Only football offer received after prep career was from a Division II institution. **Personal:** Full name is Brandon Dean Henderson ... Born at Greenwood, S.C. ... Enjoys video games and working out ... Says signing with a FBS program despite being cut twice during junior college career is accomplishment most proud of.

Leroy Henley

WR • 6-1 • 187 | Fr. | Pompano Beach, Fla.
(Deerfield Beach HS)

Officially signed a grant-in-aid with the Pirates to enroll early at ECU in January of 2017 and participated in spring drills ... On the receiving end of a highlight reel 48-yard TD pass during a team-on-team segment March 27 before suffering a knee injury two days later which forced him out of action during ECU's remaining three scrimmages. **High School:** Starred for two separate prep programs in Broward (Fla.) County, earning a combined four varsity letters ... Played first three seasons at Cardinal Gibbons in Fort Lauderdale before transferring to Deerfield Beach to enable early graduation (and early college enrollment) ... Provided an immediate impact for DBHS and coach Jevon Glenn with 64 receptions for 968 yards and seven touchdowns ... Helped lead Bucks to a 10-3 record (5-0 in district play) and appearance in the state 8-A semifinals during 2016 campaign as a team captain ... Earned first-team all-county honors ... Developed into one of Cardinal Gibbons' top pass catchers in school history as a freshman, sophomore and junior collectively ... Despite only

playing three seasons, left Chiefs' program as the school's third-leading career receiver with 99 grabs for 1,259 yards ... Stood fourth on same all-time list with 22 touchdown receptions ... Enjoyed stellar sophomore year with 52 catches in 2014, a number which stands second in the team's single-season annals, to earn selection to the all-county (first-team) unit ... Earned four prospect stars from *Scout.com* and three each from *Rivals.com* and *247Sports.com* ... Rated as the nation's No. 46 and No. 48 receiver according to *247Sports.com* and *Scout.com* ... Reportedly received offers from Auburn, California, Kentucky, Florida, Michigan, Michigan State, Louisville, Miami, Penn State, Virginia Tech, West Virginia in addition to East Carolina ... Also picked up two letters as a basketball standout ... Excelled in classroom with a 3.60 grade point average. **Personal:** Full name is Leroy K. Henley, Jr. ... Born at Pompano Beach, Fla. ... Son of Angela Williams ... Cousin Terrance Henley is a defensive back in the Miami (Fla.) football program ... Hobbies include fishing ... A finance major who earned ECU Honor Roll selection for classroom work during the spring (2017) semester.

Marcus Holton Jr.

DB • 5-11 • 165 | Jr. | Tallahassee, Fla.
(Georgia Military College/Godby HS)

Signed a national letter-of-intent with the Pirates as a mid-year transfer on Dec. 14, 2016 ... Enrolled in classes in January and participated in spring drills to earn an early designation as a potential starter in the secondary at the newly-implemented "Pirate" position ... Opened scrimmage slate with one tackle (April 1) before notching three each in the last two outings (April 7, April 22/Purple-Gold Game). **Junior College:** Collected 52 tackles (42 solo), 15 pass breakups, three interceptions, one fumble recovery during career for coach Bert Williams at Georgia Military College ... Played in 11 games as a sophomore in 2016 and was credited with 20 stops (14 solo), one pick and one fumble recovery ... Recorded a season-high four hits in contests vs. Navarro, College of DuPage and ASA College (and had two each against Palmetto Prep and Hocking) ... Pounced on loose ball and netted interception against ASA on Nov. 5 ... Seven pass breakups was among unit leaders ... Considered a key defender for Bulldog program that rolled to a 9-2 record (nine-game win streak) and reached as high as No. 10 in the NJCAA poll ... Made 32 tackles (28 solo), knocked down eight passes and had two interceptions as a freshman at GMC in 2015 ... Turned in 75 return yards on pair of picks ... Also recruited by Conference USA programs Marshall, Southern Miss and Western Kentucky out of junior college. **High School:** Booked 40 tackles, 2.0 TFLs, 11 pass breakups, four interceptions, three fumble recoveries and two forced fumbles as a senior for coach Todd Lanter at Godby High School ... Earned First-Team All-State (5A) and First-Team All-Big Bend Elite Team honors in 2014 ... Recruited by Wisconsin and Cincinnati following senior campaign ... Transferred to Godby after junior season (started prep career at Chiles High School). **Personal:** Full name is Marcus Winslow Holton, Jr. ... Born at Tallahassee, Fla. ... Son Marcus Holton Sr. and Angela Hodges ... Majoring in communications.

Kingsley Ifedi

QB • 6-3 • 214 | Fr. | Charlotte, N.C.
(Vance HS)

Officially enrolled early at ECU in January of 2017 and participated with the Pirates in spring drills, thus signed a grant-in-aid with the program instead of a letter-of-intent (per NCAA policy) ... Experienced limited action in two scrimmages, picking up a combined 15 yards on five carries and completing 1-of-3 passes for 2 yards ... Top rushing effort came during Purple-Gold Game (April 22) with 15 yards on four attempts.

High School: Amassed 5,144 total yards and 64 touchdowns as a senior for coach Aaron Brand at Vance, which ranked as the fourth-highest single-season yardage total in North Carolina prep history ... As team captain, played key role for Cougars' squad that rolled to a 13-2 record (5-1 conference) and reached the Class 4AA West Regional Championship Game before falling to Page 49-14 on Dec. 9 ... In addition to rushing for 1,092 yards, also totaled 4,052 passing yards to become only the 14th player in NCHSAA history to reach the (latter) milestone ... Passed for 47 scores and added 17 on the ground during the 2016 campaign to earn *Charlotte Observer* Player-of-the-Year honors ... Helped Cougars reach regional final by scoring the winning touchdown and converting a two-point conversion in overtime to lift VHS past Butler 50-49 after an 11-of-19, 165-yard passing effort and a 160-yard (24 carries) rushing performance ... Other senior notables include a 23-of-27, 367-yard passing outing and school-record seven TDs against James Island Charter School on Sept. 10 ... Guided Cougars to a 38-21 road win over three-time defending state champion Mallard Creek on Oct. 14 by connecting on 10-of-22 passes for 202 yards and a pair of scoring strikes, while adding two ground TDs ... Earned "top performer" accolades from the *Charlotte Observer* ... Played freshman season at Berry Academy before transferring to Vance prior to sophomore campaign ... Directed the Cougars' junior varsity from quarterback position in 2014 prior to competing at the varsity level on a full-time basis for the remaining two seasons ... Enjoyed memorable initial career varsity start in 2015, completing 23-of-33 passes for 440 yards and six touchdowns against West Mecklenburg in the season opener ... The 440-yard effort marked a school single-game standard, while the six scores matched a 15-year-old mark set by former Cougar and East Carolina signal-caller Paul Troth ... Opened WMHS contest with an 81-yard scoring strike to older brother Jonathan ... Completed 12-game junior campaign by passing for 3,213 yards and 30 touchdowns, which each ranked among the Top 25 single-season performances in Mecklenburg County history ... Also rushed for 800 yards and 14 TDs in 2015 ... Played quarterback position in recreational football leagues as a youth, crediting another older brother – Jamine – for teaching him the "idiosyncrasies" of the job ... Also was a standout basketball player growing up (and earned two high school letters on the hardwood), but emphasized football after enrolling at Berry ... Picked up three additional track letters ... A three-star prospect who was rated 84th overall and 21st among dual-threat QBs nationally according to *247Sports.com* ... Recruited by Appalachian State, Charlotte, Coastal Carolina, Colorado State, Georgia Southern, Georgia State and Pittsburgh, as well as Ivy League programs Harvard and Yale ... Graduated with a 3.70 grade point average. **Personal:** Full name is Kingsley Onyekachukwu Ifedi ... Nickname is King or Twelve ... Born at Charlotte, N.C. ... Son of Ike and Victoria Ifedi ... Brothers Casey and Jamime attended ECU (Casey was a walk-on linebacker in the spring of 2013), while Jonathan signed with Georgia State as a wide receiver in

2016 ... A (machine) sewing enthusiast who enjoys tailoring clothes ... Also lists making video documentaries as an interest ... Family hails from Ogidi, Anambra (Nigeria), speaks fluent Igbo and has had opportunities to travel back to that region ... A management major who earned Dean's List honors during his first collegiate semester in the classroom (spring of 2017).

Matt Morgan

OL • 6-5 • 276 | Fr. | Clayton, N.C.
(Corinth Holders HS)

Officially enrolled early at ECU in January of 2017 and participated with the Pirates in spring drills, thus signed a grant-in-aid with the program instead of a letter-of-intent (per NCAA policy) ... Enjoyed a strong collegiate competition debut, earning a spot on preseason two-deep as a top reserve at the right tackle position.

High School: A team captain and four-year letterman for coach Guy (Bubba) Williams at Corinth-Holders ... Played on both lines of scrimmage during prep career ... Earned all-conference honors as a senior and was named the league's lineman-of-the-year for both offense and defense ... Defensively, was credited with 18 total tackles ... Recorded 7.0 sacks that resulted in a loss of 40 yards ... Helped lead Pirates, who also wore purple and gold, to conference titles as a freshman and sophomore before guiding squad to 9-3 mark in 2015 during junior campaign ... Earned one track letter (shot put) ... Prep coach (also nicknamed "Chipper") was a deep snapper at ECU, lettering under Steve Logan in 2001 ... Committed to East Carolina in June, 2016 after attending program's elite camp on campus ... Also recruited by Charlotte.

Personal: Full name is Matthew J. Morgan ... Born at Clayton, N.C. ... Son of Beth Wingard and Jeremy Morgan ... Enjoys fishing as top hobby ... A health fitness specialist major ... Earned selection to ECU Dean's List during first collegiate semester (spring of 2017).

Ja-Quane Nelson

DL • 6-3 • 280 | Fr. | High Point, N.C.
(Central HS)

High School: Recorded a total of 18 sacks and 87 overall stops as a three-year impact producer for coach Wayne Jones during prep career at High Point Central ... Credited with 36 tackles (19 solo), 9.0 quarterback drops, three fumble recoveries as a senior team captain ... Selected to all-conference and all-region (second-team) squads in 2016 ... Logged 33 hits (19 solo), 11.0 TFLs, eight sacks (-47 yards), a pair of forced fumbles and a touchdown (fumble return) from defensive end slot during junior year to help Bison to a state playoff appearance ... Earned varsity position as a sophomore and responded with 18 tackles (12 solo), 4.0 TFLs and a sack in seven contests ... Rated as a three-star recruit and the No. 49 prospect in the state according to *247Sports.com* ... Reportedly completed a bench press of 360 pounds and a squat of 455 while in high school ... Earned a total of seven overall athletic letters as a member of the CHS football, baseball and track squads ... Committed to ECU on July 28, 2016 ... Also recruited by Appalachian State, Charlotte, North Carolina, N.C. State, Maryland, Purdue, Wake Forest ... Strong performer in classroom with inclusion on school's A/B Honor Roll. **Personal:** Full name is Ja-Quane Tadarrious Nelson, but goes by Quane ... Born at High Point, N.C. ... Son of Sharrone and Jeremiah Rorie ... Lists fishing and video games as hobbies of choice.

Ben Norris

LB • 6-3 • 225 | Fr. | Charlotte, N.C.
(Myers Park HS)

Signed a formal grant-in-aid agreement with the ECU program in January (2017) and enrolled in classes before competing in spring drills with the Pirates ... Was not credited with any tackles during scrimmage competition. **High School:** A three-year letterman and two-year starter for coach Scott Chadwick at Myers Park ... Helped lead Mustangs to an 11-2 record (win total matched school record and was highest since 1983) and first-round 4AA state playoff victory against Northwest Guilford ... Became MPHS's first invite to the Shrine Bowl of the Carolinas since 2001 ... Also garnered all-state honors from *USA Today* and *NCPreps.com* ... Chosen as the Southwestern 4AA Defensive Player-of-the-Year ... Additionally was named program's linebacker-of-the-year ... Effort of note during 2016 campaign was a season-high 12-stop performance against East Mecklenburg ... Credited with 62 tackles, 8.0 TFL, 3.0 sacks and two interceptions as a junior despite being slowed by an injury ... Earned all-conference honors in 2015 ... Elevated to varsity squad as a sophomore and rotated starting assignments ... Rated as a three-star recruit (37th in state) by *Rivals.com* ... Among the Top 60 prospects in North Carolina and given two stars by *247Sports.com* ... In addition to ECU, also recruited by Louisville, West Virginia, Furman, Coastal Carolina, Elon and Georgetown ... Excelled in classroom with a 3.70 grade point average.

Personal: Full name is Benjamin Chandler Norris ... Born December 17, 1998 at Charlotte, N.C. ... Son of Aimee and Rob Norris ... Father played collegiate football at the Division III level, while mother played college basketball at Atlantic Coast Conference member Wake Forest ... Older brother Clay is a quarterback in the Georgetown Hoyas program ... Enjoys hunting and fishing ... Majoring in marketing.

Tyree Owens

DT • 6-4 • 270 | Jr. | Oviedo, Fla.
(Copiah Lincoln CC/Oviedo HS)

Originally signed with West Virginia in February, 2014 and was redshirted during first season in Morgantown ... Left Mountaineer program in the fall of 2015 and enrolled at Copiah Lincoln Community College. **Junior College:** Played in eight games and was credited with 11 tackles (all solo), 3.0 sacks and one forced fumble ... Three quarterback drops resulted in a loss of 24 yards ... Helped CLCC to a 6-3 mark ... Logged a season-high three stops vs. Hinds on Oct. 6 ... Had two hits each in contests vs. Coahoma (Sept. 8), Holmes (Oct. 13) and Southwest Mississippi (Oct. 22) ... Recorded forced fumble against Pearl River on Oct. 29 ... Initially committed to Texas A&M before heading to East Carolina ... Also recruited by Auburn, Kentucky, Houston, Mississippi State and South Carolina. **High School:** Played for coach Wes Allen at Oviedo High School ... Helped lead the Lions to a 6-4 record in 2013 ... Finished with 68 tackles, including 3.0 sacks and 10.0 tackles for loss as a senior ... Also had a forced fumble, a fumble recovery and blocked a kick ... A two-time *Orlando Sentinel* All-Area Second Team selection as a defensive lineman ... Earned a spot on the 2013 All-Seminole Athletic Conference First Team ... Selected to play in the Central Florida All-Star Game ... Named player of the game against Seminole after finishing with 16 tackles, including 10 solo stops, four tackles for loss, a sack and two fumble recoveries ... Was the second-leading tackler for OHS as a junior, collecting 78 stops and six sacks ... Helped lead squad to an 11-2 record and third-round state playoff appearance ... No. 13 rated

prospect by the *Orlando Sentinel* on its Central Florida Super 60 ... Was No. 75 on the *Sentinel's* Top 100 Florida prospects ... A three-star prospect according to *ESPN, Rivals* and *Scout* ... Also offered by Boston College, Cincinnati, Duke, Georgia Tech, Iowa State, Minnesota, NC State, Virginia, Wake Forest and Wisconsin out of high school. **Personal:** Full name is Tyree Anthony Owens ... Son of Hakim Du Pree and Marlon Owens.

Darius Pinnix

RB • 6-0 • 225 | Fr. | Elon, N.C.
(Western Alamance HS)

High School: Rushed for 2,068 yards and 40 touchdowns, and caught 162 passes for 2,793 yards and 28 scores during prep career at Western Alamance ... Averaged 6.7 yards per run (307 carries) collectively as a sophomore, junior and senior ... A three-time All-Mid-State 3A All-Conference and *Greensboro News & Record* All-Region selection for coach Jeff Snuffer ... Also earned all-area honors in 2015 and 2016, while adding all-state accolades following senior campaign ... Helped Warriors to an 11-3 mark (7-1 conference) and a pair of playoff wins over Southern Durham (21-16) and Cleveland (51-26) after rushing for 426 yards and 14 TDs on 73 attempts in a pass-oriented offensive scheme as a senior ... Caught a career-best 73 balls for 1,225 yards and 16 scores out of the backfield ... Racked up a personal-best 871 ground yards and 12 touchdowns on 109 carries (8.0 ypr), while hauling down 70 receptions for 1,288 yards and eight TDs during junior season that resulted in a 9-3 record (7-1 in league play) and first-round playoff showing for WAHS ... Also involved on special teams with a pair of kickoff returns for 98 yards, including a 65-yarder during a victory over Northeast Guilford in 2015 ... Earned first starting role as a sophomore and responded with 771 yards and 14 scores on 125 attempts (6.2 ypr) ... Additionally, netted 19 catches for 280 yards and four touchdowns out of the passing game for Warriors in 2014 ... Completed four-of-six passes for 49 yards as a senior and four-of-five throws for 90 yards as a freshman while experiencing limited action after late season promotion to varsity squad ... Defensively, was listed as an end and was credited with a combined 92 tackles (59 solo), 12.5 TFL, 7.5 sacks and a pair of interceptions ... Booked 63 stops as a senior, 13 as a junior and 16 as a sophomore ... Committed to ECU program on July 27, 2016 ... Recruited by Appalachian State, Charleston Southern, Coastal Carolina, East Tennessee State, Elon, Furman, Richmond, Virginia, Virginia Tech, Wake Forest and William & Mary ... In all, earned 11 varsity letters – four in basketball (guard/forward), four in track (200, long jump) and three in football. **Personal:** Full name is Darius Leon Pinnix, Jr. ... Born at Elon, N.C. ... Son of Darius Pinnix and Liz Hedden ... Followed in footsteps of father, who was a star defensive lineman and backup running back for Western Alamance ... Lists working out and playing basketball as favorite activities.

Blake Proehl

WR • 6-1 • 170 | Fr. | Charlotte, N.C.
(Providence HS)

Arrived on campus in mid-May for the first summer semester and immediately began work in Pirates' strength and conditioning program. **High School:** A three-year letterman for coach Brad Bowles at Providence who recorded 80 career receptions for 1,424 yards and 14 touchdowns ... Also contributed significantly to Panthers' special teams squad with a combined 34 kickoff returns for 736 yards (21.6 ypr) and 29 punt returns

for 196 yards (6.8 ypr) ... In all, amassed 2,370 all-purpose yards in 37 prep outings ... Earned All-SoMeck 8 Conference honors as a senior team captain after racking up 1,016 receiving yards and 12 scores on 52 catches ... Posted a long reception of 66 yards in 2016 ... Selected as wide receiver-of-the-year at the annual Charlotte Football Awards banquet ... Averaged 22.7 yards per kickoff return (11-250) during final year in PHS program ... Made notable impact on both offensive and special teams units during first full-time varsity campaign in 2015 with 22 catches for 336 yards and a pair of scores ... Served as Panthers' primary returner as a punter, tallying a collective 523 return yards on kickoffs (20-428) and punts (12-95) ... Earned initial Providence varsity roster position as a sophomore and totaled 72 pass reception yards on six grabs after being elevated to starting status midway through season ... Booked a personal single-season best 96 punt return yards in 13 attempts while also handling three kick returns for 58 yards ... Committed to Pirates on June 22, 2016 after attending camp on the ECU campus ... Rated as a three-star prospect and 48th in the state according to *247Sports.com* ... Also recruited by Appalachian State, Charlotte, Elon, FIU, Georgia State, Air Force, Coastal Carolina, Duke, Furman, Liberty, Maryland, North Carolina, Virginia, Virginia Tech and Wake Forest ... Picked up addition athletic letter in basketball during freshman year. **Personal:** Full name is Christian Blake Proehl ... Born at Greensboro, N.C. ... Son of Ricky and Kelly Proehl ... Father, a former receivers coach for the Carolina Panthers, was a record-setting and All-Atlantic Coast Conference receiver at Wake Forest (1986-89) who was drafted in the third round (58th overall) of the 1990 NFL Draft by the Arizona Cardinals and went on to enjoy a 17-year professional career that included 669 receptions for 8,878 yards and 54 touchdowns for six different organizations (two Super Bowl champions – 1999 St. Louis Rams and 2006 Indianapolis Colts) ... Older brother Austin, who also starred as a wide receiver at Providence, signed with the North Carolina Tar Heel program in 2014 and made one catch for three yards against ECU as a true freshman during the Pirates' 70-41 win at Dowdy-Ficklen Stadium later that year on Sept. 20 ... A management major.

Davondre Robinson

DB • 6-0 • 190 | Fr. | Holly Hill, S.C.
(Lake Marion HS)

High School: A multi-positional athlete who was a two-time *USA Today* High School's American Family Insurance ALL-USA South Carolina First-Team selection as a junior and senior team captain ... A four-year letterman who played quarterback on offense, safety on defense and served as a punter and return specialist for coaches Chris Carter and Leonard Johnson (2016) at Lake Marion ... Eclipsed the 100-tackle milestone in each of last three seasons (2014, 2015, 2016) ... Invited to play in the prestigious Shrine Bowl of the Carolina All-Star Game and started on the South Carolina squad ... Nominated to the 2017 U.S. Army All-American Bowl ... A *MaxPreps.com* Preseason Defensive Small Schools All-America choice prior to senior campaign ... Helped lead Gators to a 9-4 mark and S.C. Class AA Division I semifinals in 2015 ... An *Orangeburg Times & Democrat* First-Team All-Area performer in 2016 ... Also selected to the T&D's Elite 11 (of top players in state) ... Credited with 107 stops (100 solo) and three interceptions (145 return yards) as a junior team MVP ... Offensively, completed 25-of-42 passes for 446 yards and a score, while rushing for 915 yards and five TDs on 61 carries (15.0 ypr) ... Also made 23 receptions for 441 yards (19.2 ypr) and three touchdowns in 2015 ...

On special teams, averaged 49.4 yards per punt (34-1,679), netted 35.9 yards per kickoff return (16-359) and was 6-of-6 on extra-point tries ... Collected 110 tackles (97 solo), netted three picks (91 yards) and knocked down six more passes as a sophomore ... Contributed 835 air yards and four TDs while completing 45-of-81 tosses in 2014 ... Came 30 yards shy of a 1,000-yard rushing campaign with 970 on 88 attempts (11.0 ypr) ... Logged an additional four ground scores ... Opened varsity career with 32 tackles (29 solo) and one interception as a freshman ... Connected on 27-of-42 passes for 452 yards and four touchdowns, while rushing for 313 yards on 26 carries (12.0 ypr) in 2013 ... Rated four stars by *Scout.com* and stood as the highest-ranked safety prospect out of South Carolina (21st nationally) and fourth-best overall prospect in state ... Awarded three stars by *247Sports.com* (sixth overall prospect in S.C., 32nd nationally at position) ... Member of *ESPN.com's* Top 150 ... Reportedly clocked at 4.5 in the 40-yard dash, owns a 38" inch vertical leap and a 485-pound squat lift ... Committed to ECU on January 29, shortly after a campus visit ... Also recruited by Clemson, Duke, Georgia, Kentucky, Louisville, Michigan, Mississippi State, North Carolina, NC State, Notre Dame, Penn State, South Carolina, Tennessee, UCF, Virginia Tech and Wake Forest ... Earned honorable mention all-academic honors for work in classroom. **Personal:** Full name is Davondre T. Robinson ... Nickname is Tank ... Born at Orangeburg, S.C. ... Son of Tina Elmore and Davon Robinson, but raised by grandparents Christine and Michael Washington.

Dqmarcus Shaw

OL • 6-4 • 316 | Jr. | Batesville, Miss.
(Itawamba CC/South Panola HS)

*Signed a national letter-of-intent with the Pirates as a mid-year addition on Dec. 14, 2016 ... Enrolled in classes in January and competed during spring drills to earn early designation as a top reserve at the right guard position behind Cortez Herrin. **Junior College:** A two-year starter at Itawamba for coach Sean Cannon at ICC ... Played in a combined 19 games (10 as freshman, nine as sophomore) during two-year career anchoring Indians' offensive line ... Helped squad to a final rank of No. 19 in the NJCAA poll with a 5-4 record ... Indians rose as high as No. 10 following 23-12 upset win over then No. 4 Mississippi Gulf Coast Community College early in season ... Key member of offensive unit that averaged 563.2 yards (169.3 rushing, 393.9 passing) and 36.1 points per game ... ICC stood second nationally in passing yards, fourth in yards per game average and sixth in total offense during 2016 campaign ... Earned Mississippi Association of Community and Junior Colleges (MACJC) All-State (North) and National Junior College Athletic Association All-Region 23 honors ... Also recruited by Cincinnati, Louisiana-Monroe, Arkansas State and Southern Miss following junior college career. **High School:** Earned three letters and earned all-conference honors at South Panola High School. **Personal:** Major is communications.*

Thomas Sirk

QB • 6-4 • 220 | Gr. | Glen St. Mary, Fla.
(Duke/Baker County HS)

A graduate transfer who officially signed a grant-in-aid agreement with East Carolina on May 15 and enrolled in the first summer semester ... Two-year playing career at Duke came under the guidance of current ECU head coach Scottie Montgomery while the latter served as the Blue Devils' offensive coordinator and quarterbacks coach ... Started 12 of 24 career contests

at Duke, completing 261-of-441 passes for 2,692 yards and 19 touchdowns while also rushing for 1,041 yards and 16 scores on 210 carries... Did not play in the 2012 (redshirt), 2013 (injury) and 2016 (injury) seasons. **2016:** Did not see action while recovering from surgery performed on Sept. 2, 2016, to repair a partial tear of his left Achilles tendon ... Ruptured his left Achilles tendon on Feb. 9, 2016, and had surgery on it the following day. **2015:** Played in and started 12 games (DNP-INJ vs. Pittsburgh) ... A first-team CoSIDA Academic All-District III honoree and Academic All-ACC selection ... Following Duke's win over Virginia Tech, earned ACC Offensive Back-of-the-Week, Manning Award Star-of-the-Week and Davey O'Brien Award "Great 8" Performer-of-the-Week honors ... Co-MVP of the New Era PinStripe Bowl along with RB Shaun Wilson ... Completed 251-of-427 (.588) pass attempts for 2,625 yards with 16 TDs and eight INTs ... Recorded a pass efficiency rating of 119.04 ... Rushed 163 times for 803 yards (4.93) and eight TDs ... Amassed 3,428 total offensive yards to register the second-highest single-season total in Duke history (3,713 by Anthony Dilweg in 1988) ... Set school single-season record for total offensive plays (590; 163 rush, 427 pass) ... Scored 52 points on eight TDs and two PATs ... Sacked a total of 12 times, good for a sack-to-pass attempt ratio of 1:35.58 ... Credited with only one lost fumble ... Registered 30 total plays of 20-plus yards (4 rush, 26 pass) ... Completed 12 passes of 30-plus yards, including five covering 40-plus yards with a season-long 89-yard TD toss to Shaun Wilson against N.C. Central ... Season-long 73-yard rush came versus Indiana at Yankee Stadium ... Became the first QB in Duke history to engineer two game-winning drives in OT ... One of four QBs among Power 5 schools nationally to lead their respective teams in both rushing and passing yardage (Seth Collins/Oregon State, Lamar Jackson/Louisville, Dak Prescott/Mississippi State) ... Became just the second Duke QB since 1951 to lead the team in both rushing and passing yards (Mike Dunn/1976) ... One of four QBs nationally to post 800-plus rushing yards and 2,500-plus passing yards on the season (Greg Ward/Houston, Deshaun Watson/Clemson, Marquise Williams/North Carolina) ... Became one of three players in ACC history to record 800-plus rushing yards and 2,500-plus passing yards in a single season, joining Watson and Williams ... One of 12 QBs nationally to record 15-plus passing TDs and 8-plus rushing TDs on the season ... One of eight QBs nationally to rush for 800-plus yards ... Became the first Duke QB to lead the team in rushing yardage since 1976 (Dunn) ... Directed a Duke offense that joined Clemson and North Carolina as the only teams to rank among the ACC's top five in rushing offense (5th), passing offense (5th), total offense (3rd) and scoring offense (5th) ... Signal-caller for an offensive unit that became the first in school history to average 190-plus rushing yards and 240-plus passing yards per contest ... Led Duke in rushing TDs as the Blue Devils scored 25 times on the ground (matching the program's second-highest single-season total since 1956) ... Finished second on the team in total points (52) ... In the ACC, ranked second in pass completions per game (20.92), third in total offensive yards per game (285.67), third in total points responsible per game (12.50), fourth in total points responsible (150), fourth in rushing yards by a QB, fifth in passing yards per game (218.75), sixth in passing yards, sixth in TD passes, eighth in pass completion percentage, 10th in pass efficiency rating and 10th in rushing yards per game (66.92) ... Nationally, ranked 25th in total offensive yards per game, 27th in pass completions per game, 42nd in total points responsible, 43rd in total points responsible per game and 48th in passing yards per game ... Set school record for most pass attempts without an INT to begin a career (93) ... On Duke's single-season charts, totals rank second

for most rushing yards by a QB, tied for second for most games with 100-plus passing yards (12), tied for second for most 100-yard rushing games by a QB (2), tied for third for most wins by a starting QB (8), fourth for pass completion-to-INT ratio (31.38:1), fourth for pass attempt-to-INT ratio (53.38:1) and tied for fifth for most rushing TDs by a QB (8) ... also established the second-longest streak (2014-15) of most consecutive pass attempts without an INT in school history (178) ... Topped the 300-yard plateau for total offense in six games against Tulane (357/289 pass, 68 rush), N.C. Central (401/315 pass, 86 rush), Virginia Tech (379/270 pass, 109 rush), Miami (309/258 pass, 51 rush), Wake Forest (332/275 pass, 57 rush) and Indiana (318/163 pass, 155 rush) ... Completed 20-plus passes in five games, including a season-high 31 against Miami ... Threw for 200-plus yards in six weeks including a season-best 315 versus N.C. Central ... Tossed multiple TD passes four times including a season-high four at Virginia Tech ... Eclipsed the 100-yard plateau on the ground twice - Virginia Tech (109) and Indiana (155) ... Had 50-plus rushing yards in nine games ... Posted multiple rushing TDs twice - North Carolina (2) and Indiana (2) ... On Duke's single-game charts, totals rank second for most rushing yards by a QB (155 vs. Indiana), tied for second for most pass attempts in a quarter (24 vs. Miami), third for passing efficiency (233.45 vs. N.C. Central), tied for third for most TD passes (4 vs. Virginia Tech), tied for third for most pass attempts without an INT (52 vs. Miami), tied for fourth for most offensive plays (65 vs. Miami) and fifth for most pass completions in a quarter (15 vs. Miami) ... Led Duke to a 45-43 40T win at Virginia Tech by accounting for 379 total yards (270 pass, 109 rush) with four TD passes and game-winning PAT (rush) ... Guided Blue Devils to the program's first bowl victory since 1961 by completing 17-of-37 (.459) passes for 163 yards with one TD and two INTs while rushing 20 times for 155 yards and two TDs in a 44-41 OT triumph over Indiana in the New Era PinStripe Bowl ... Joined Louisville's Lamar Jackson as the only players nationally to record 150-plus rushing yards and 150-plus passing yards in bowl play ... In the win over the Hoosiers, coupled with K Ross Martin for game-tying TD (5-yard rush) and PAT with 41 seconds remaining in the fourth period to force overtime ... The 155-yard ground performance marked the second-highest single-game rushing yardage total by a QB in school history (168 by Mike Dunn vs. Georgia Tech in 1976) ... Suffered knee injury during overtime and sat out Duke's final offensive snap of the contest, an incomplete pass thrown by QB Parker Boehme prior to Ross Martin's game-winning 36-yard field goal ... On Duke's bowl charts, totals against Indiana rank first for rushing yards, tied for first for rushing TDs, tied for second for TD responsibility (3) and tied for second for total points (12) ... Engineered an offense that recorded the most rushing yards (373) by a Duke team in a bowl game and scored the second most points in a bowl game (48 vs. Texas A&M in the 2013 Chick-fil-A Bowl) ... One of four QBs named to the Academic All-ACC Team ... On the field for 927 snaps. **2014:** Played in 12 games, serving as the top reserve behind All-ACC QB Anthony Boone ... Missed the Miami game due to illness ... Completed 10-of-14 (.714) passes for 67 yards and three TDs ... Posted a pass efficiency rating of 182.34 ... Rushed 47 times for 238 yards (5.06) and a team-high eight TDs ... Ranked tied for second on the team in total points with 48 (tied with WR Jamison Crowder) ... Yards per rushing attempt ranked second on the squad, trailing only RB Shaun Wilson ... Key component of an offensive unit that became the first in school history to average 180-plus rushing yards and 210-plus passing yards per game and averaged over 30 points per game for the third consecutive season ... In first collegiate game, completed 5-of-7 (.714) passes for 40 yards while rushing eight

times for 54 yards and two TDs against Elon ... First collegiate TD pass covered two yards to TE David Reeves at Troy ... Tossed game-winning, three-yard TD pass to Reeves at the 7:23 mark of the fourth period in Duke's 20-13 home triumph over Virginia ... Final scoring throw of the season also went to Reeves on an 18-yard strike against Wake Forest ... On the ground, picked up a season-high 94 yards against Tulane ... Had multiple rushing TD weeks against Elon (2), Georgia Tech (2) and Pittsburgh (2) ... Sealed Duke's double OT road win at Pittsburgh with a five-yard TD rush in the second overtime period (becoming the first player in Duke history to end an OT victory with a rushing TD) ... Season long run of 50 yards came versus Tulane ... Only reserve QB (zero starts) nationally to account for 10-plus total TDs and produce two game-winning TDs (rush or pass) in the fourth quarter or overtime ... Matched the fourth-highest single-season total for rushing TDs by a QB in Duke history ... Became the third player in Duke history to rush and throw for fourth quarter or overtime game-winning TDs in a single season ... Along with Boone (5) and Wilson (5), formed the fourth trio in Duke history to post 5-plus rushing TDs each in a single campaign ... Paired with Boone to become just the second QB tandem in Duke history to rush for 5-plus TDs each in a season ... Ranked tied for third among ACC QBs (with Georgia Tech's Justin Thomas) in rushing TDs behind North Carolina's Marquise Williams (13) and Boston College's Tyler Murphy (11) ... Nationally, ranked tied for 16th in rushing TDs by a QB ... On the field for 72 snaps. **2015:** Did not experience action while recovering from surgery performed April 10 to repair ruptured right Achilles tendon. **2012:** Did not experience game action ... Recipient of the Sonny Falcone Iron Duke Award, a team honor presented annually to one offensive player, one defensive player and one player in the developmental program for their year-round commitment to strength training and conditioning ... Enrolled at Duke in January, 2012. **High School:** Four-year letterman at Baker County under coach Ryan Sulkowski ... Helped Baker County to a four-year record of 34-9 ... Listed as the No. 19 pro-style quarterback in the nation by *Rivals.com* ... As a senior, completed 141-of-207 (.681) pass attempts for 2,303 yards and 26 TDs while rushing 111 times for 1,018 yards and 17 TDs ... Became the first player in Baker County history to throw for 2,000-plus yards and rush for 1,000-plus yards in a season ... Established school single-game record for TD passes with six in a 61-0 win over Terry Parker on Oct. 21, 2011 ... A third-team all-state (5A) pick by the *Associated Press* ... District IV Player of the Year and first-team all-district selection by the Florida Athletic Coaches Association ... A first-team All-First Coast pick by the *Florida Times-Union* ... Named to the 2011 Super 24 team by the *Florida Times-Union* ... In final game at Baker County, completed 30-of-36 passes for 405 yards and five TDs in a 41-24 win over Bradford on Nov. 11, 2011 ... Threw two TDs passes to lead the North squad to a 47-21 win and earn MVP honors in the Florida Athletic Coaches Association North-South Classic played Dec. 21, 2011, in Sebring ... Also lettered in baseball ... Member of Baker County weightlifting program that won four consecutive 1A state championships (2008-11). **Personal:** Son of Eddie and Joy Sirk ... Graduated from Duke in May, 2016 with a degree in political science while minoring in education ... Has plans to pursue a master's degree in liberal studies ... Two-time counselor at the Manning Passing Academy in 2015-16 ... Working towards certification in sport management (kinesiology) at ECU ... Married the former Danielle Jackson of Louisville, Miss. on May 6, 2017.

Sirk's Career Passing Statistics (at Duke)

YEAR	G/GS	ATT	COM	PCT	INT	TD	YDS	LONG
2014	12/0	14	10	71.4	0	3	67	18 (WFU)
2015	12/12	427	251	58.8	8	16	2,625	89 (NCCU)
Totals	24/12	441	261	59.2	8	19	2,692	89 (NCCU)

Career-high passing attempts – 52 vs. Miami, Fla. (10/31/15)

Career-high passing completions – 31 vs. Miami, Fla. (10/31/15)

Career-high passing yards – 315 vs. N.C. Central (09/12/15)

Sirk's Career Rushing Statistics (at Duke)

YEAR	G/GS	ATT	YDS	APC	TD	LONG
2014	12/0	47	238	5.1	8	50 (TLN)
2015	12/12	163	803	4.9	8	73 (IND)
Totals	24/12	210	1,041	5.0	16	73 (IND)

Career-high rushing attempts – 20 vs. Indiana (12/26/15)

Career-high rushing yards – 155 vs. Indiana (12/26/15)

Kennan Solomon

DL • 6-5 • 275 | Fr. | Roxboro, N.C.

(Person HS)

High School: Earned three varsity letters for coach David Kleine at Person ... Helped lead Rockets to back-to-back NCHSAA Class 4A Playoff appearances as an All-PAC 6 performer in 2015 and 2016 ... Selected to the 2016 Durham Herald-Sun All-Area squad as a senior team captain ... Also tabbed as the PAC 6 Defensive Player-of-the-Year following senior campaign ... Part of a PHS squad that posted a 7-5 record (3-3 in conference play) and a first-round postseason matchup against Greenville's J.H. Rose High School ... Credited with a team-leading 14 sacks and over 20 tackles for lost yardage during senior year ... Rockets finished 2015 season with a 6-6 record and a first-round playoff exit following a loss to Durham Hillside ... Participated in the 2016 Nike Football Rating Day ... A three-star recruit per *247Sports.com* who was also listed among nation's top 100 defensive ends ... Also stood among Top 50 overall prospects in state of North Carolina ... Reportedly has turned in a 320-pound bench press, a 500-pound squad and a vertical leap of 30" ... Also recruited by Central Michigan, Coastal Carolina, Duke, Miami (Ohio), Towson and Western Carolina ... Picked up additional letters in basketball and track. **Personal:** Full name is Kennan Thomas Solomon ... Born at Durham, N.C. ... Son of Jennifer and Dwight Solomon ... An avid outdoorsman, member of local 4-H Shooting Club ... Also enjoys golf, gaming and paintball.

John Spellacy

OL • 6-1 • 285 | Fr. | Westlake, Ohio

(St. Ignatius HS)

Arrived on campus in mid-May for the first summer semester and immediately began work in Pirates' strength and conditioning program.

High School: Played integral role as an anchor for an offensive line of a St. Ignatius program that rolled to a 13-2 mark, a state runner-up standing and No. 19 national rank in 2016 ... Was a three-year varsity performer and team captain for legendary coach Chuck Kyle, who has totaled more than 300 victories and 11 state titles over four decades ... Earned All-Ohio accolades as a senior (first-team) and junior (second-team) ... A two-way player who also experienced action on the defensive line ... Selected as the MVP of the offensive line following senior season, a campaign which ended with a 27-20 double overtime setback to St. Xavier in the Ohio Division I Championship Game ... Helped Wildcats to a 5-4 mark in 2015 and was selected to the All-Northeast Lakes District squad ... Earned a three-star rating, a No. 82 overall rank and a No. 25 national positional

standing by *247Sports.com* ... Rated as a two-star prospect by both *Rivals.com* and *Scout.com* ... Also recruited by Army, Navy, Ball State, Bowling Green, Duke, Eastern Michigan, Illinois, Marshall, Purdue, Syracuse, Toledo and Air Force ... Excelled in the classroom with Second Honors, which recognizes students who possess a grade point average between 3.70 and 3.999 at the highly-regarded all-boys private school. **Personal:** Full name is John Anthony Spellacy ... Born at Cleveland, Ohio ... Son of John and Kathy Spellacy ... Father, who was recently inducted into the Marshall Athletics Hall of Fame after a notable four-year football career that included 392 tackles and an appearance in the 1987 NCAA Division I-AA National Championship Game, was a college teammate of current East Carolina Offensive Coordinator & Quarterbacks Coach Tony Petersen ... Currently studying in school's general college curriculum until major is formally designated.

Mydreon Vines

WR • 6-1 • 170 | Fr. | Greenville, N.C.
(J.H. Rose HS)

Began work in Pirates' strength and conditioning program in mid-May after arriving on campus and enrolling in first summer semester classes.

High School: Helped lead J.H. Rose to consecutive playoff appearances as a junior and senior, including a NCHSAA Class 4A Championship Game showing in 2015 ... Completed three-year varsity career with 72 receptions for 1,233 yards and 14 touchdowns ... Averaged 17.1 yards per catch for coach Dave Wojtecki ... Also tallied 123 rushing yards on 14 carries, a clip of 8.8 per attempt ... In all, was responsible for a combined 1,454 all-purpose from 2014 to 2016 ... Caught 28 passes for 552 yards and seven TDs during senior campaign despite being limited to only seven games ... Part of a Rampant squad that compiled a 7-5 record and advanced to the second round of the state playoffs after downing Person 49-6 in the postseason opener and falling to Hoggard in a 64-41 shootout the following week ... Logged 41 receptions for 645 yards and seven scores as a junior while playing key role in Rose's 12-3 overall record and an Eastern Regional 4A title before a bid for a state championship fell short in a 27-20 loss to Charlotte Catholic ... Additionally, rushed for a personal single-season best 105 yards and two TDs on 12 carries, and returned six kickoffs for 60 yards in 2015 ... Turned in notable effort against Rocky Mount with a pair of grabs for 41 yards and a 24-yarder scoring run ... Was an important component of an Rampant offensive unit that generated 4,056 yards through the air and 2,837 on the ground ... Promoted to varsity squad at end of sophomore season and made four receptions for 86 yards (21.5 ypr) and one touchdown ... Opened junior varsity prep career on defensive side of the ball as a safety before being moved to the receiver slot for remainder of freshman year and recording 13 catches for 142 yards ... Followed with 32 grabs for 682 yards and 15 TDs during sophomore JV stint before being called up

to varsity unit ... Considered a three-star prospect, listed among nation's top 250 receivers and one of state's top 50 overall talents by *247Sports.com* ... Designated as a two-star recruit by both *Rivals.com* and *Scout.com* ... Officially committed to ECU program on June 17, 2016 ... Also recruited by Appalachian State, Charleston Southern and North Carolina Central ... An honor roll performer in the classroom. **Personal:** Full name is Mydreon Tyreke Vines ... Born at Greenville, N.C. ... Son of Angie and Larry Walker, and Michael Croom ... Hobbies include playing video games with younger brother ... Cousin of brothers Maleek and Marquis Gorham, who enjoyed productive local prep football careers at D.H. Conley and Rose High Schools before playing collegiately at Fayetteville State and North Carolina A&T, respectively ... A communications major.

Eric Weber,

TE • 6-2 • 236 | Soph. | Blythewood, S.C.
(Southwest Mississippi CC/Blythewood HS)

Originally inked national letter-of-intent with ECU on Feb. 3, 2016, but never enrolled in classes ... Re-signed with Pirates on Dec. 14, 2016 after playing one season at the junior college level ... Participated in spring drills and caught one pass for three yards in the first scrimmage on April 1 (but did not record statistics in last two contests) ... Projected to open fall camp vying for a place on the offensive and special teams two-deep.

Junior College: Played in four games for coach Tucker Peavey ... Did not record any offensive statistics, but was credited with five tackles (four solo) as a member of the defense and special teams squads.

High School: A two-year, two-way standout for coach Dan Morgan at Blythewood High School ... Racked up a combined 458 yards on 36 receptions with five touchdowns as a junior and senior ... Significantly contributed to the Bengals' 9-4 record in 2015 and run through the Class 4A Division II playoffs, which was capped by an appearance in the quarterfinal round ... Had nine receptions for 168 yards and two touchdowns during senior campaign ... Both scoring catches came during a 55-22 road win at Clover HS ... Defensively, played end and tallied 64 tackles (14 solo) with seven resulting in lost yardage ... Added a sack and turned in the longest fumble return in program history, a 79-yard scamper against Westwood HS ... Cited as one of the top tight ends in the Midlands area by The State ... Pulled down 27 catches for 290 yards and three TDs during junior season in 2014 ... Spent sophomore campaign (2013) at Jack Britt HS in Fayetteville, N.C. ... Played under head coach (and former ECU standout) Brian Rimpf, helping the Terriers to a 9-4 overall record and a perfect 6-0 league ledger ... Also recruited by NC State out of high school. **Personal:** Full name is Eric Douglas Weber ... Born at Columbia, S.C. ... Son of April Weber-Rambert ... Hobbies include four-wheelers and video games ... Currently studying in school's general college curriculum (until major is formally declared).

Opponents





James Madison

September 2
Dowdy-Ficklen Stadium
Greenville, N.C.

GENERAL INFORMATION

Location: Harrisonburg, Va.
Founded: 1908
Enrollment: 20,858
President: Jonathan R. Alger
Athletics Director: Jeff Bourne
Conference: Colonial Athletic Association
Nickname: The Dukes
Colors: Purple & Gold
Stadium: Bridgforth Stadium
Capacity: 24,877
Playing Surface: Field Turf
Series Record: 0-0
Last Meeting: First Meeting

HEAD COACH INFORMATION

Head Coach: Mike Houston
Record at JMU/Years: 14-1/1 year
Overall Record/Years: 57-20/6 years

THE DUKES

2016 Record: 14-1
2016 Conf. Record/Finish: 8-0/1st
2016 Postseason: FCS National Champion
Final AP Rank: N/A
Starters Returning: 13 (4 offense, 8 defense, 1 special teams)
Starters Lost: 11 (7 offense, 3 defense, 1 special teams)

MEDIA RELATIONS OFFICE

Football Contact: Chris Brooks
Office Phone: (540) 368-3702
Cell Phone: (540) 271-2677
E-mail: brookscp@jmu.edu
SID Mailing Address:
380 University Boulevard
MSC 0404
Harrisonburg, VA 22807
Press Box Phone: (540) 568-6521
Website: www.jmusports.com
Twitter: @JMUSports, @JMUFootball

2017 Schedule

September	2	at East Carolina
September	9	ETSU
September	16	NORFOLK STATE
* September	23	MAINE
* September	30	at Delaware
* October	14	VILLANOVA
* October	21	at William & Mary
* October	28	NEW HAMPSHIRE
* November	4	at Rhode Island
* November	11	RICHMOND
* November	18	at Elon

*Colonial Athletic Association game

2016 Results

MOREHEAD STATE	W	80-7
CENTRAL CONNECTICUT STATE	W	56-21
at North Carolina	L	56-28
* at Maine	W	31-20
* DELAWARE	W	43-20
* WILLIAM & MARY	W	31-24
* at New Hampshire	W	42-39
* RHODE ISLAND	W	84-7
* at Richmond	W	47-43
* at Villanova	W	20-7
* ELON	W	63-14
^ NEW HAMPSHIRE	W	55-22
^ SAM HOUSTON STATE	W	65-7
^ at North Dakota State	W	27-17
^ Youngstown State (Frisco, Texas)	W	28-14

*Colonial Athletic Association game; ^FCS Playoffs



West Virginia

September 9
Milan Puskar Stadium
Morgantown, W.Va.

GENERAL INFORMATION

Location: Morgantown, W.Va.
Founded: 1867
Enrollment: 29,175
President: E. Gordon Gee
Athletics Director: Shane Lyons
Conference: Big 12
Nickname: The Mountaineers
Colors: Blue & Old Gold
Stadium: Milan Puskar Stadium
Capacity: 60,000
Playing Surface: Field Turf
Series Record: WVU leads 18-3
Last Meeting: West Virginia 35, East Carolina 20 (9/12/09)

HEAD COACH INFORMATION

Head Coach: Dana Holgorsen
Record at WVU/Years: 46-31/6 years
Overall Record/Years: 46-31/6 years

THE MOUNTAINEERS

2016 Record: 10-3
2016 Conf. Record/Finish: 7-2/3rd
2016 Postseason: Russell Athletic Bowl
Final AP Rank: 18
Starters Returning: 15 (6 offense, 4 defense, 5 special teams)
Starters Lost: 13 (5 offense, 7 defense, 1 special teams)

MEDIA RELATIONS OFFICE

Football Contact: Michael Montoro
Office Phone: (304) 293-2821
Cell Phone: (304) 276-2605
E-mail: michael.montoro@mail.wvu.edu
SID Mailing Address:
PO Box 0877
Morgantown, WV 26507
Press Box Phone: (304) 293-3799
Website: www.wvusports.com
Twitter: @WVUSports, @WVUFootball

2017 Schedule

September	3	Virginia Tech (Landover, Md.)
September	9	EAST CAROLINA
September	16	DELAWARE STATE
* September	23	at Kansas
* October	7	at TCU
* October	14	TEXAS TECH
* October	21	at Baylor
* October	28	OKLAHOMA STATE
* November	4	IOWA STATE
* November	11	at Kansas State
* November	18	TEXAS
* November	25	at OKLAHOMA

*Big 12 Conference Game

2016 Results

MISSOURI	W	26-11
YOUNGSTOWN STATE	W	38-21
BYU (Landover, Md.)	W	35-32
* KANSAS STATE	W	17-16
* at Texas Tech	W	48-17
* TCU	W	34-10
* at Oklahoma State	L	37-20
* KANSAS	W	48-21
* at Texas	W	24-20
* OKLAHOMA	L	56-28
* at Iowa State	W	49-19
* BAYLOR	W	24-21
# Miami	L	31-14

*Big 12 Conference Game; #Russell Athletic Bowl (Orlando, FL)



Virginia Tech

September 16
Dowdy-Ficklen Stadium
Greenville, N.C.

GENERAL INFORMATION

Location: Blacksburg, Va.
Founded: 1872
Enrollment: 30,598
President: Timothy D. Sands
Athletics Director: Whit Babcock
Conference: Atlantic Coast
Nickname: Hokies
Colors: Chicago Maroon & Burnt Orange
Stadium: Lane Stadium
Capacity: 65,632
Playing Surface: Bermuda Grass
Series Record: Virginia Tech leads 14-7
Last Meeting: Virginia Tech 54, East Carolina 17 (9/24/16)

HEAD COACH INFORMATION

Head Coach: Justin Fuente
Record at Virginia Tech/Years: 10-4/1 year
Overall Record/Years: 36-27/5 years

THE HOKIES

2016 Record: 10-4
2016 Conf. Record/Finish: 6-2/1st in Coastal Division
Final AP Rank: 16
Starters Returning: 14 (5 offense, 8 defense, 1 special teams)
Starters Lost: 11 (6 offense, 4 defense, 1 special teams)

MEDIA RELATIONS OFFICE

Football Contact: Pete Moris
Office Phone: (540) 231-6726
Cell Phone: (816) 213-5411
E-mail: morisvt@vt.edu
SID Mailing Address: Jamerson Athletic Center
25 Beamer Way
Blacksburg, VA 24061
Press Box Phone: (540) 231-4905
Website: www.hokiesports.com
Twitter: @hokiesports, @VT_Football

2017 Schedule

September	3	West Virginia (Landover, Md.)
September	9	DELAWARE
September	16	at East Carolina
September	23	OLD DOMINION
* September	30	CLEMSON
* October	7	at Boston College
* October	21	NORTH CAROLINA
* October	28	DUKE
* November	4	at Miami
* November	11	at Georgia Tech
* November	18	PITTSBURGH
* November	24	at Virginia

*Atlantic Coast Conference game

2016 Results

LIBERTY	W	36-13
%Tennessee	L	45-24
* BOSTON COLLEGE	W	49-0
EAST CAROLINA	W	54-17
* at North Carolina	W	34-3
* at Syracuse	L	31-17
* MIAMI	W	37-16
* at Pittsburgh	W	39-36
* at Duke	W	24-21
* GEORGIA TECH	L	30-20
at Notre Dame	W	34-31
* VIRGINIA	W	52-10
+ Clemson	L	42-35
# Arkansas	W	35-24

*Atlantic Coast Conference game; %Battle at Bristol (Bristol, Tenn.);
+ACC Championship Game (Orlando, Fla.); #Belk Bowl (Charlotte, N.C.)



USF

September 30
Dowdy-Ficklen Stadium
Greenville, N.C.

GENERAL INFORMATION

Location: Tampa, Fla.
Founded: 1956
Enrollment: 48,793
President: Judy Genshaft
Athletics Director: Mark Harlan
Conference: American
Nickname: Bulls
Colors: Green & Gold
Stadium: Raymond James Stadium
Capacity: 65, 890
Playing Surface: Tifway
Bermuda 419 Grass
Series Record: USF leads 6-1
Last Meeting: USF 38, East Carolina 22 (10/8/16)

HEAD COACH INFORMATION

Head Coach: Charlie Strong
Record at USF/Years: 0-0/1st year
Overall Record/Years: 53-37/7 years

THE BULLS

2016 Record: 11-2
2015 Conf. Record/Finish: 7-1/2nd in East division
2016 Postseason: Birmingham Bowl
Final AP Rank: 19
Starters Returning: 18 (7 offense, 9 defense, 2 special teams)
Starters Lost: 6 (4 offense, 2 defense)

MEDIA RELATIONS OFFICE

Football Contact: Brian Siegrist
Office Phone: (813) 974-4086
Cell Phone: (813) 293-3897
E-mail: siegrist@usf.edu
SID Mailing Address: ATH 100
4202 East Fowler Avenue
Tampa, FL 33620
Press Box Phone: (813) 350-6225
Website: www.GoUSFBulls.com
Twitter: @USFathletics, @USFFootball

2017 Schedule

August	26	at San Jose State
September	2	STONY BROOK
* September	9	at Connecticut
September	15	ILLINOIS
* September	21	TEMPLE
* September	30	at East Carolina
October	14	MASSACHUSETTS
* October	21	at Tulane
* October	28	CINCINNATI
* November	4	HOUSTON
* November	16	TULSA
* November	24	at UCF

*American Athletic Conference game

2016 Results

TOWSON	W	56-20
NORTHERN ILLINOIS	W	48-17
at Syracuse	W	45-20
FLORIDA STATE	L	55-35
* at Cincinnati	W	45-20
* EAST CAROLINA	W	38-22
* CONNECTICUT	W	42-27
* at Temple	L	46-30
* NAVY	W	52-45
* at Memphis	W	49-42
* at SMU	W	35-27
* UCF	W	48-31
# South Carolina	W	46-39 (OT)

*American Athletic Conference game; #Birmingham Bowl (Birmingham, Ala.)



Temple

October 7
Dowdy-Ficklen Stadium
Greenville, N.C.

GENERAL INFORMATION

Location: Philadelphia, Pa.
Founded: 1884
Enrollment: 37,788
President: Dr. Neil Theobald
Athletics Director: Dr. Patrick Kraft
Conference: American
Nickname: Owls
Colors: Cherry & White
Stadium: Lincoln Financial Field
Capacity: 69,176
Playing Surface: Natural grass
Series Record: East Carolina leads 8-6
Last Meeting: Temple 37, East Carolina 10 (11/26/16)

HEAD COACH INFORMATION

Head Coach: Geoff Collins
Record at Temple/Years: 0-0/1st year
Overall Record/Years: 0-0/1st year

THE OWLS

2016 Record: 10-4
2016 Conf. Record/Finish: 7-1/1st in East Division
2016 Postseason: Military Bowl
Final AP Rank: NR
Starters Returning: 13 (5 offense, 4 defense, 4 special teams)
Starters Lost: 9 (5 offense, 4 defense)

MEDIA RELATIONS OFFICE

Football Contact: Rich Burg
Office Phone: (215) 204-0876
Cell Phone: (215) 356-3952
E-mail: rich.burg@temple.edu
SID Mailing Address:

1700 North Broad Street
Philadelphia, PA 19122
Press Box Phone: (267) 570-4453
Website: www.owlsports.com
Twitter: @OwlSports_com, @Temple_FB

2017 Schedule

September	2	at Notre Dame
September	9	VILLANOVA
September	15	MASSACHUSETTS
* September	21	at USF
* September	30	HOUSTON
* October	7	at East Carolina
* October	14	CONNECTICUT
October	21	at Army
* November	2	NAVY
* November	10	at Cincinnati
* November	18	UCF
* November	25	at Tulsa

*American Athletic Conference game

2016 Results

ARMY	L	28-13
STONY BROOK	W	38-0
at Penn State	L	34-27
CHARLOTTE	W	48-20
* SMU	W	45-20
* at Memphis	L	34-27
* at UCF	W	26-25
* USF	W	46-30
* CINCINNATI	W	34-13
* at Connecticut	W	21-0
* at Tulane	W	31-0
* EAST CAROLINA	W	37-10
+ at Navy	W	34-10
# Wake Forest	L	34-26

*American Athletic Conference game; *AAC Championship Game (Annapolis, Md.);

#Military Bowl (Annapolis, Md.)



UCF

October 14
Spectrum Stadium
Orlando, Fla.

GENERAL INFORMATION

Location: Orlando, Fla.
Founded: 1963
Enrollment: 63,016
President: Dr. John C. Hitt
Athletics Director: Danny White
Conference: American
Nickname: Knights
Colors: Black & Gold
Stadium: Spectrum Stadium
Capacity: 44,206
Playing Surface: Natural Grass
Series Record: East Carolina leads 10-5
Last Meeting: UCF 47, East Carolina 29 (10/1/16)

HEAD COACH INFORMATION

Head Coach: Scott Frost
Record at UCF/Years: 6-7/1 year
Overall Record/Years: 6-7/1 year

THE KNIGHTS

2016 Record: 6-7
2016 Conf. Record/Finish: 4-4/3rd in East Division
2016 Postseason: AutoNation Cure Bowl
Final AP Rank: NR
Starters Returning: 15 (9 offense, 4 defense, 2 special teams)
Starters Lost: 11 (2 offense, 7 defense, 2 special teams)

MEDIA RELATIONS OFFICE

Football Contact: Andy Seeley
Office Phone: (407) 823-2729
Cell Phone: (407) 342-1406
E-mail: aseeley@athletics.ucf.edu
SID Mailing Address:

4465 Knights Victory Way
Spectrum Stadium, Room 502
Orlando, FL 32816

Press Box Phone: (407) 882-0386

Website: www.UCFknights.com

Twitter: @UCFKnights, @UCF_Football

2017 Schedule

September	2	FLORIDA INTERNATIONAL
* September	9	MEMPHIS
September	16	GEORGIA TECH
September	23	at Maryland
September	30	MAINE
* October	7	at Cincinnati
* October	14	EAST CAROLINA
* October	21	at Navy
* November	4	at SMU
* November	11	CONNECTICUT
* November	18	at Temple
* November	24	USF

*American Athletic Conference game

2016 Results

SOUTH CAROLINA STATE	W	38-0
at Michigan	L	51-14
MARYLAND	L	30-24
at Florida International	W	53-14
* at East Carolina	W	47-29
* TEMPLE	L	26-25
* at Connecticut	W	24-16
* at Houston	L	31-24
* TULANE	W	37-6
* CINCINNATI	W	24-3
* TULSA	L	35-20
* at USF	L	48-31
# Arkansas State	L	31-13

*American Athletic Conference game; #AutoNation Cure Bowl (Orlando, Fla.)



Brigham Young

October 21
Dowdy-Ficklen Stadium
Greenville, N.C.

GENERAL INFORMATION

Location: Provo, Utah
Founded: 1875
Enrollment: 30,395
President: Kevin J. Worthen
Athletics Director: Tom Holmoe
Conference: Independent
Nickname: Cougars
Colors: Blue & White
Stadium: LaVell Edwards Stadium
Capacity: 63,470
Playing Surface: Natural Grass
Series Record: BYU leads 1-0
Last Meeting: BYU 45, East Carolina 38 (10/10/15)

HEAD COACH INFORMATION

Head Coach: Kalani Sitake
Record at BYU/Years: 9-4/1 year
Overall Record/Years: 9-4/1 year

2017 Schedule

August	26	PORTLAND STATE
September	2	LSU (Houston, Texas)
September	9	UTAH
September	16	WISCONSIN
September	29	at Utah State
October	6	BOISE STATE
October	14	at Mississippi State
October	21	at East Carolina
October	28	SAN JOSE STATE
November	4	at Fresno State
November	10	at UNLV
November	18	MASSACHUSETTS
November	25	at Hawaii

2016 Results

at Arizona	W	18-16
at Utah	L	20-19
UCLA	L	17-14
West Virginia (Landover, Md.)	L	35-32
TOLEDO	W	55-53
at Michigan State	W	31-14
MISSISSIPPI STATE	W	28-21 (OT)
at Boise State	L	28-27
at Cincinnati	W	20-3
SOUTHERN UTAH	W	37-7
MASSACHUSETTS	W	51-9
UTAH STATE	W	28-10
#Wyoming	W	24-21

#San Diego County Credit Union Poinsettia Bowl (San Diego, Calif.)



Houston

October 28
TDECU Stadium
Houston, Texas

GENERAL INFORMATION

Location: Houston, Texas
Founded: 1927
Enrollment: 42,704
President: Renu Khator
Athletics Director: Hunter Yurachek
Conference: American
Nickname: Cougars
Colors: Scarlet & Albino
Stadium: TDECU Stadium
Capacity: 40,000
Playing Surface: Artificial Turf
Series Record: East Carolina leads 7-5
Last Meeting: East Carolina 48, Houston 28 (11/2/12)

HEAD COACH INFORMATION

Head Coach: Major Applewhite
Record at Houston/Years: 0-1/1st year
Overall Record/Years: 0-1/1st year

2017 Schedule

September	2	at Texas-San Antonio
September	9	at Arizona
September	16	RICE
September	23	TEXAS TECH
*September	30	at Temple
*October	7	at SMU
*October	14	at Tulsa
*October	19	MEMPHIS
*October	28	EAST CAROLINA
*November	4	at USF
*November	18	at Tulane
*November	24	NAVY

**American Athletic Conference game*

2016 Results

%OKLAHOMA	W	33-23
LAMAR	W	42-0
*at Cincinnati	W	40-16
at Texas State	W	64-3
*CONNECTICUT	W	42-14
*at Navy	L	46-40
*TULSA	W	38-31
*at SMU	L	38-16
*UCF	W	31-24
*TULANE	W	30-18
LOUISVILLE	W	36-10
*at Memphis	L	48-44
#San Diego State	L	34-10

**American Athletic Conference game; %NRG Stadium (Houston, Texas); #Las Vegas Bowl (Las Vegas, Nev.)*



Connecticut

November 4
Pratt & Whitney Stadium
East Hartford, Conn.

GENERAL INFORMATION

Location: Storrs, Conn.
Founded: 1881
Enrollment: 23,630
President: Susan Herbst
Athletics Director: David Benedict
Conference: American
Nickname: Huskies
Colors: National Flag Blue & White
Stadium: Pratt & Whitney Stadium
Capacity: 42,704
Playing Surface: Natural Grass
Series Record: East Carolina leads 2-1
Last Meeting: East Carolina
41, UConn 3 (10/29/16)

HEAD COACH INFORMATION

Head Coach: Randy Edsall
Record at UConn/Years: 74-70/12 years
Overall Record/Years: 96-104/17 years

THE HUSKIES

2016 Record: 3-9
2016 Conf. Record/Finish:
1-7/6th in East Division
2016 Postseason: none
Final AP Rank: NR
Starters Returning: 12 (7
offense, 5 defense)
Starters Lost: 12 (4 offense, 6
defense, 2 special teams)

MEDIA RELATIONS OFFICE

Football Contact: Kyle Muncy
Office Phone: (860) 486-9097
Cell Phone: (860) 208-8624
E-mail: kyle.muncy@uconn.edu
SID Mailing Address:
2095 Hillside Road
Unit 1173
Storrs, CT 06269
Press Box Phone: (860) 610-4778
Website: www.uconnhuskies.com
Twitter: @UConnHuskies,
@UConnFootball

2017 Schedule

August	31	HOLY CROSS
* September	9	USF
September	16	at Virginia
* September	30	at SMU
* October	6	MEMPHIS
* October	14	at Temple
* October	21	TULSA
October	28	MISSOURI
* November	4	EAST CAROLINA
* November	11	at UCF
% November	18	Boston College
* November	25	at Cincinnati

*American Athletic Conference game; %Fenway Park (Boston, Ma.)

2016 Results

MAINE	W	24-21
* at Navy	L	28-24
VIRGINIA	W	13-10
SYRACUSE	L	31-24
* at Houston	L	42-14
* CINCINNATI	W	20-9
* at USF	L	42-27
* UCF	L	24-16
* at East Carolina	L	41-3
* TEMPLE	L	21-0
at Boston College	L	30-0
* TULANE	L	38-13

*American Athletic Conference game



Tulane

November 11
Dowdy-Ficklen Stadium
Greenville, N.C.

GENERAL INFORMATION

Location: New Orleans, La.
Founded: 1834
Enrollment: 13,449
President: Michael Fitts
Athletics Director: Troy Dannen
Conference: American
Nickname: Green Wave
Colors: Olive Green & Sky Blue
Stadium: Yulman Stadium
Capacity: 30,000
Playing Surface: UBU
Speed Series S5-M
Series Record: East Carolina leads 11-3
Last Meeting: East Carolina
34, Tulane 6 (11/22/14)

HEAD COACH INFORMATION

Head Coach: Willie Fritz
Record at Tulsa/Years: 4-8/1 year
Overall Record/Years: 158-77/20 years

THE GREEN WAVE

2016 Record: 4-8
2016 Conf. Record/Finish:
1-7/6th in West Division
2016 Postseason: none
Final AP Rank: NR
Starters Returning: 17 (8 offense,
7 defense, 2 special teams)
Starters Lost: 8 (3 offense, 4
defense, 1 special teams)

MEDIA RELATIONS OFFICE

Football Contact: Scottie Rodgers
Office Phone: (504) 862-8249
Cell Phone: (504) 491-7610
E-mail: srodger1@tulane.edu
SID Mailing Address:
Wilson Athletic Center
2950 Ben Weiner Drive
New Orleans, LA 70118
Press Box Phone: (504) 314-7490
Website: www.tulanegreenwave.com
Twitter: @TulaneAthletics,
@GreenWaveFB

2017 Schedule

September	2	GRAMBLING STATE
* September	9	at Navy
September	16	at Oklahoma
September	23	ARMY
* October	7	TULSA
October	14	at Florida International
* October	21	USF
* October	27	at Memphis
* November	4	CINCINNATI
* November	11	at East Carolina
* November	18	HOUSTON
* November	25	at SMU

*American Athletic Conference game

2016 Results

at Wake Forest	L	7-3
SOUTHERN (LA.)	W	66-21
* NAVY	L	21-14
UL-LAFAYETTE	W	41-39
at Massachusetts	W	31-24
* MEMPHIS	L	24-14
* at Tulsa	L	50-27
* SMU	L	35-31
* at UCF	L	37-6
* at Houston	L	30-18
* TEMPLE	L	31-0
* at Connecticut	W	38-13

*American Athletic Conference game



Cincinnati

November 18
Dowdy-Ficklen Stadium
Greenville, N.C.

GENERAL INFORMATION

Location: Cincinnati, Ohio
Founded: 1819
Enrollment: 44,338
President: Neville G. Pinto
Athletics Director: Mike Bohn
Conference: American
Nickname: Bearcats
Colors: Red & Black
Stadium: Nippert
Capacity: 40,000
Playing Surface: Field Turf
Series Record: East Carolina leads 12-8
Last Meeting: Cincinnati 31,
East Carolina 19 (10/22/16)

HEAD COACH INFORMATION

Head Coach: Luke Fickell
Record at Cincinnati/Years:
0-0/1st year
Overall Record/Years: 0-0/1st year

THE BEARCATS

2016 Record: 4-8
2016 Conf. Record/Finish:
1-7/4th in the East Division
2016 Postseason: none
Final AP Rank: NR
Starters Returning: 14 (6 offense,
6 defense, 2 special teams)
Starters Lost: 11 (5 offense, 5
defense, 1 special teams)

MEDIA RELATIONS OFFICE

Football Contact: Ryan Koslen
Office Phone: (513) 556-5186
Cell Phone: (513) 497-3132
E-mail: ryan.koslen@uc.edu
SID Mailing Address:
2751 O'Varsity Way
Cincinnati, OH 45221
Press Box Phone: (513) 556-1010
Website: www.GoBearcats.com
Twitter: @GoBearcats, @Bearcats_FB

2017 Schedule

August	31	AUSTIN PEAY
September	9	at Michigan
September	16	at Miami (Ohio)
* September	23	at Navy
September	30	MARSHALL
* October	7	UCF
* October	21	SMU
* October	28	at USF
* November	4	at Tulane
* November	10	TEMPLE
* November	18	at East Carolina
* November	25	CONNECTICUT

*American Athletic Conference game

2016 Results

UT-MARTIN	W	28-7
at Purdue	W	38-20
* HOUSTON	L	40-16
MIAMI (OHIO)	W	27-20
* USF	L	45-20
* at Connecticut	L	20-9
* EAST CAROLINA	W	31-19
* at Temple	L	34-13
BYU	L	20-3
* at UCF	L	24-3
* MEMPHIS	L	34-7
* at Tulsa	L	40-37 (OT)

*American Athletic Conference game



Memphis

November 25
Liberty Bowl Memorial Stadium
Memphis, Tenn.

GENERAL INFORMATION

Location: Memphis, Tenn.
Founded: 1912
Enrollment: 20,585
President: M. David Rudd
Athletics Director: Tom Bowen
Conference: American
Nickname: Tigers
Colors: Blue & Gray
Stadium: Liberty Bowl
Memorial Stadium
Capacity: 62,380
Playing Surface: Field Turf
Series Record: East Carolina leads 15-6
Last Meeting: East Carolina
41, Memphis 7 (10/13/12)

HEAD COACH INFORMATION

Head Coach: Mike Norvell
Record at Temple/Years: 8-5/1 year
Overall Record/Years: 8-5/1 year

THE TIGERS

2016 Record: 8-5
2016 Conf. Record/Finish:
5-3/3rd in West Division
2016 Postseason: Boca Raton Bowl
Final AP Rank: NR
Starters Returning: 20 (9 offense,
7 defense, 4 special teams)
Starters Lost: 8 (2 offense, 4
defense, 2 special teams)

MEDIA RELATIONS OFFICE

Football Contact: Tammy DeGross
Office Phone: (901) 678-5787
Cell Phone: (901) 734-1504
E-mail: tdegross@memphis.edu
SID Mailing Address:
1570 Normal Street
AOB Room #203
Memphis, TN 38152
Press Box Phone: (901) 734-1504
Website: www.gotigersgo.com
Twitter: @TigersAthletics,
@MemphisFB

2017 Schedule

August	31	LOUISIANA-MONROE
* September	9	at UCF
September	16	UCLA
September	23	SOUTHERN ILLINOIS
September	30	at Georgia State
* October	6	at Connecticut
* October	14	NAVY
* October	19	at Houston
* October	27	TULANE
* November	3	at Tulsa
* November	18	SMU
* November	25	EAST CAROLINA

*American Athletic Conference game

2016 Results

SOUTHEAST MISSOURI STATE	W	35-17
KANSAS	W	43-7
BOWLING GREEN	W	77-3
at Mississippi	L	48-28
* TEMPLE	W	34-27
* at Tulane	W	24-14
* at Navy	L	42-28
* TULSA	L	59-30
* at SMU	W	51-7
* USF	L	49-42
* at Cincinnati	W	34-7
* HOUSTON	W	48-44
# Western Kentucky	L	51-31

*American Athletic Conference game; #Boca Raton Bowl (Boca Raton, Fla.)

Opponent Media Relations Contacts



James Madison

380 University Boulevard
MSC 0404
Harrisonburg, VA 22807

Football Contact (cell phone):

Chris Brooks (540) 271-2677

E-Mail: brookscp@jmu.edu

www.jmusports.com

Press Box Phone: (540) 568-6521



West Virginia

PO Box 0877
Morgantown, WV 26507

Football Contact (cell phone):

Michael Montoro (304) 276-2605

E-Mail: Michael.montoro@mail.wvu.edu

www.wvusports.com

Press Box Phone: (304) 293-3799



Virginia Tech

Jamerson Athletic Center
25 Beamer Way
Blacksburg, VA 24061

Football Contact (cell phone):

Pete Moris (816) 213-5411

E-Mail: morisvt@vt.edu

www.hokiesports.com

Press Box Phone: (540) 231-4905



USF

ATH 100
4202 East Fowler Avenue
Tampa, FL 33620

Football Contact (cell phone):

Brian Siegrist (813) 293-3897

E-Mail: siegrist@usf.edu

www.GoUSFbulls.com

Press Box Phone: (813) 350-6225



Temple

1700 North Broad Street
Philadelphia, PA 19122

Football Contact (cell phone):

Rich Burg (215) 356-3952

E-Mail: rich.burg@temple.edu

www.owlsports.com

Press Box Phone: (267) 570-4453



UCF

4465 Knights Victory Way
Spectrum Stadium Room 502
Orlando, FL 32816

Football Contact (cell phone):

Andy Seeley (407) 342-1406

E-Mail: aseeley@athletics.ucf.edu

www.UCFKnights.com

Press Box Phone: (407) 882-0386



Brigham Young

30 Smith Fieldhouse
Provo, UT 84602

Football Contact (cell phone):

Brett Pyne (801) 367-1631

E-Mail: brett_pyne@byu.edu

www.byucougars.com

Press Box Phone: (801) 422-2609



Houston

3204 Cullen Boulevard
Houston, TX 77204-6002

Football Contact (cell phone):

David Bassity (405) 274-1455

E-Mail: dbassity@central.uh.edu

www.uhcougars.com

Press Box Phone: (713) 743-0550



Connecticut

2095 Hillside Road
Unit 1173

Storrs, CT 06269-1173

Football Contact (cell phone):

Kyle Muncy (860) 208-8624

E-Mail: kyle.muncy@uconn.edu

www.UConnHuskies.com

Press Box Phone: (860) 610-4778



Tulane

Wilson Athletic Center
2950 Ben Weiner Drive
New Orleans, LA 70118

Football Contact (cell phone):

Scottie Rodgers (504) 491-7610

E-Mail: srodger1@tulane.edu

www.tulanegreenwave.com

Press Box Phone: (504) 314-7490



Cincinnati

2751 O'Varsity Way
Cincinnati, OH 45221

Football Contact (cell phone):

Ryan Koslen (513) 497-3132

E-Mail: ryan.koslen@uc.edu

www.GoBearsats.com

Press Box Phone: (513) 556-1010



Memphis

1570 Normal Street
AOB Room #203
Memphis, TN 38152

Football Contact (cell phone):

Tammy DeGross (901) 734-1504

E-Mail: tdegross@memphis.edu

www.gotigersgo.com

Press Box Phone: (901) 734-1504

Conference



**AMERICAN
POWER**

The American Athletic Conference



The American Athletic Conference consists of 13 prestigious institutions: the University of Central Florida, the University of Cincinnati, East Carolina University, the University of Connecticut, the University of Houston, the University of Memphis, the U.S. Naval Academy (in football only), the University of South Florida Southern Methodist University, Temple University, Tulane University, the University of Tulsa, and Wichita State University (as of July 1, 2017).

Under the leadership of commissioner Mike Aresco, the American Athletic Conference has written an impressive list of accomplishments, both in the competitive arena and the classroom. The American has taken its place at the forefront of intercollegiate athletics, with a collection of national team and individual championships and football and men's and women's basketball postseason victories that place The American among the elite Division I FBS conferences.

The league has produced four NCAA championship teams – UConn men's basketball in 2014 and UConn women's basketball in 2014, 2015 and 2016 – in addition to two New Year's Six bowl champions, four student-athletes who have won NCAA individual championships, and one Rahodes Scholar. Additionally, American Athletic Conference teams have advanced to the College World Series, reached the semifinal and final rounds of the NIT, qualified for the match play round of the NCAA Men's Golf Championship and registered Top-10 finishes at the NCAA Cross Country and Track and Field championships.

The American Athletic Conference was one of six finalists for the 2016 Sports Business Journal Sports League of the Year award, along with Major League Baseball, Major League Soccer, NASCAR, the National Basketball Association and the PGA Tour.

In football, Temple and Navy were ranked in the final College Football Playoff poll of the 2016 season, marking the second straight season that The American finished with at least two ranked teams. Seven teams from The American played in bowl games, while three teams (USF, Temple, Tulsa) finished with at least 10 wins.

The American has had a combined 15 teams play in bowl games in the last two seasons, highlighted by Houston's win against Florida State in the 2015-16 Chick-fil-A Peach Bowl. Houston's finish at No. 8 nationally in 2015 gave The American a top-10 team in the final national polls for the second time in three seasons after UCF finished No. 10 in the 2013 rankings after the Knights' Fiesta Bowl win against Baylor.

Beyond the gridiron, The American sent four teams to the 2016 NCAA Men's Basketball Championship, and the league had the best men's basketball postseason record of any conference in 2014. Since the conference's formation in 2013-14, teams from The American have registered top-10 national rankings in football, men's basketball, women's basketball, baseball, men's soccer, men's golf, and men's track and field.

Under The American's banner, SMU advanced to the NCAA Men's Basketball Championship for the first time since 1993. The UConn women's basketball team won its NCAA-record ninth, 10th and 11th national championships and broke its own NCAA record with a 111-game winning streak

that spanned three seasons. UCF, East Carolina and Houston have all achieved top-10 rankings in baseball in the past three years.

American Athletic Conference student-athletes have distinguished themselves in all facets of intercollegiate athletics. Temple linebacker Tyler Matakevich won the Bednarik Award and the Nagurski Trophy as the nation's top defensive player in 2015, while Navy quarterback Keenan Reynolds finished fifth in the Heisman Trophy voting. UConn basketball stand-out Breanna Stewart finished her career as the most decorated player in college basketball history as she was chosen as the consensus national player of the year for the third time and became the first player to be named four times as the Most Outstanding Player at the Final Four.

Additionally, SMU's Avery Acker was chosen as the Division I women's volleyball Academic All-America of the Year in 2015, while Navy offensive guard E.K. Binns and East Carolina wide receiver Zay Jones have both been named as finalists for the 2016 Campbell Trophy, which is presented by the National Football Foundation to the top scholar-athlete in college football. Tulsa cross country standout Kirk Smith was chosen as a Rhodes Scholar in the fall of 2016, while two student-athletes from The American earned NCAA Postgraduate Scholarships in the conference's first three years.

The American Athletic Conference holds media rights partnerships with *ESPN* and *CBS Sports* which provide the conference with outstanding national exposure on the two industry leaders in sports television. The football portion of the contract calls for nearly 90 percent of conference-controlled games on national broadcast or national cable platforms. The first two American Athletic Conference Football Championships were televised by *ABC* as part of Championship Saturday.

In men's basketball, the television deal calls for all conference-controlled games to be televised, with more than 63 percent slotted for national broadcast or national cable – a minimum of 107 games. The entire postseason tournament is televised, including the championship game, which is on *ABC* or *ESPN*. Sixty percent of the American's women's basketball games are carried on national cable, regional sports networks or *ESPN3*, while the conference has a multi-year agreement with *CBS Sports Network* for coverage of select baseball games.

American Athletic Conference teams have access to the pinnacle of college football's postseason structure. An American representative would be chosen for the College Football Playoff semifinals if it is among the top four teams in the CFP selection committee's final ranking. Otherwise, the league would place its champion in a New Year's Bowl if it is ranked higher than the champions of Conference USA, the Mid-American Conference, the Mountain West Conference and the Sun Belt Conference.

The American Athletic Conference serves its membership from a state-of-the-art office located in Providence, R.I. The location of the conference headquarters – just steps from the city's Amtrak station and 10 minutes from T.F. Green International Airport – gives the conference easy access to its member schools. The conference headquarters also serves as the home of the American Digital Network, which provides live coverage of all 21 conference championships.

2017 American Athletic Conference Bowl Partners

AUTONATION CURE BOWL

Location: Orlando, Fla.
Date: December 16, 2017
Time: 2:30 p.m. (ET)
Stadium: Camping World Stadium (61,348)
Network: CBS Sports Network
Opponent: Sun Belt Conference selection
Phone: (407) 235-3925
Mailing Address: Orlando Sports Foundation, 36 West Pine Street Orlando, FL 32801
Website: www.curebowl.com



HAWAII BOWL

Location: Honolulu, Hawai'i
Date: December 24, 2017
Time: 8:30 p.m. (ET)
Stadium: Aloha Stadium (30,000)
Network: ESPN
Opponent: Mountain West Conference selection
Phone: (808) 523-3688
Mailing Address: 828 Fort Street Mall, Suite 104, Honolulu, HI 96813
Website: www.sheratonhawaiiowl.com



BOCA RATON BOWL

Location: Boca Raton, Fla.
Date: December 19, 2017
Time: 7:00 p.m.
Stadium: FAU Stadium (30,000)
Network: ESPN
Opponent: Conference USA selection
Phone: (704) 973-5000
Mailing Address: ESPN Events, 11001 Rushmore Drive, Charlotte, NC 28277
Website: thebocaratonbowl.com



MILITARY BOWL PRESENTED BY NORTHROP GRUMMAN

Location: Annapolis, Md.
Date: December 28, 2017
Time: 1:30 p.m. (ET)
Stadium: Navy-Marine Corps Memorial Stadium (34,000)
Network: ESPN
Opponent: Atlantic Coast Conference selection
Phone: (202) 776-2919
Mailing Address: 1742 N Street, NW, Washington, DC 20036
Website: www.militarybowl.org



FRISCO BOWL

Location: Frisco, Texas
Date: December 20, 2017
Time: 8:00 p.m. (ET)
Stadium: Toyota Stadium (20,500)
Network: ESPN
Opponent: at-large selection
Phone: (704) 973-5000
Mailing Address: ESPN Events, 11001 Rushmore Drive, Charlotte, NC 28277
Website: www.theFriscoBowl.com



If the American Athletic Conference champion is the highest-ranked team among the champions of Conference USA, the Mid-American Conference, the Mountain West and the Sun Belt, it would play in one of the following New Year's Bowls:

GOODYEAR COTTON BOWL CLASSIC

Location: Arlington, Texas
Date: December 29, 2017
Time: 8:30 p.m. (ET)
Stadium: AT&T Stadium (71,167)
Network: ESPN
Opponent: at-large selection
Phone: (888) 792-BOWL
Mailing Address: One AT&T Way, Arlington, TX 76011
Website: www.attcottonbowl.com



ST. PETERSBURG BOWL

Location: St. Petersburg, Florida
Date: December 21, 2017
Time: 8:00 p.m. (ET)
Stadium: Tropicana Field (43,000)
Network: ESPN
Opponent: Conference USA selection
Phone: (727) 290-9865
Mailing Address: 100 Second Avenue South, Suite N204, St. Petersburg, FL 33701
Website: www.StPetersburgBowl.com



PLAYSTATION FIESTA BOWL

Location: Glendale, Ariz.
Date: December 30, 2017
Time: 4:00 p.m. (ET)
Stadium: University of Phoenix Stadium (63,400)
Network: ESPN
Opponent: at-large selection
Phone: (480) 350-0900
Mailing Address: 7135 East Camelback Road, Suite 190, Scottsdale, AZ 85251
Website: www.fiestabowl.org



BIRMINGHAM BOWL

Location: Birmingham, Ala.
Date: December 23, 2017
Time: 12 noon (ET)
Stadium: Legion Field (72,000)
Network: ESPN
Opponent: Southeastern Conference selection
Phone: (205) 733-3776
Mailing Address: 2 Riverchase Office Plaza, Suite 110, Birmingham, AL 35244
Website: www.birminghambowl.com



CHICK-FIL-A PEACH BOWL

Location: Atlanta, Ga.
Date: January 1, 2018
Time: 12:00 p.m. (ET)
Stadium: Mercedes-Benz Stadium (71,000)
Network: ESPN
Opponent: at-large selection
Phone: (404) 586-8500
Mailing Address: 3284 Northside Parkway, Suite 550, Atlanta, GA 30327
Website: www.chick-fil-apeachbowl.com



2016 American Athletic Conference Standings

		AAC GAMES			W-L-T	Pts	Opp	Pct	OVERALL GAMES				Neut	Streak
		W-L-T	Pts	Opp					Pct	Home	Away	Neut		
EAST	USF	7-1-0	339	260	.875	11-2-0	569	411	.846	6-1	4-1	1-0	Won 5	
	Temple	7-1-0	267	132	.875	10-4-0	453	258	.714	6-1	4-2	0-1	Lost 1	
	UCF	4-4-0	232	194	.500	6-7-0	374	320	.462	3-3	3-3	0-1	Lost 3	
	Cincinnati	1-7-0	136	256	.125	4-8-0	232	323	.333	3-4	1-4	0-0	Lost 5	
	East Carolina	1-7-0	207	322	.125	3-9-0	324	433	.250	3-3	0-6	0-0	Lost 4	
	UConn	1-7-0	117	245	.125	3-9-0	178	337	.250	3-4	0-5	0-0	Lost 6	
WEST	Navy	7-1-0	365	260	.875	9-5-0	531	434	.643	5-1	3-2	1-2	Lost 3	
	Tulsa	6-2-0	343	258	.750	10-3-0	552	388	.769	6-0	3-3	1-0	Won 3	
	Houston	5-3-0	281	235	.625	9-4-0	466	305	.692	6-0	2-3	1-1	Lost 2	
	Memphis	5-3-0	291	249	.625	8-5-0	505	375	.615	5-2	3-2	0-1	Lost 1	
	SMU	3-5-0	253	327	.375	5-7-0	332	435	.417	2-4	3-3	0-0	Lost 2	
	Tulane	1-7-0	148	241	.125	4-8-0	289	332	.333	2-4	2-4	0-0	Won 1	

AAC Championship Game: Temple 34, Navy 10 (Dec. 3, 2016 at Annapolis, Md.)

2016 American Athletic Conference Individual Honors

Offensive Player-of-the-Year

Quinton Flowers, QB, USF

Defensive Player-of-the-Year

Shaquem Griffin, LB, UCF

Special Teams Player-of-the-Year

Tony Pollard, WR/KR, Memphis

Rookie-of-the-Year

Ed Oliver, DT, Houston

Coaches-of-the-Year

Ken Niumatalolo, Navy

Second Team All-Conference

OFFENSE

WR - Noel Thomas, Sr., UConn; WR - Anthony Miller, Jr., Memphis; WR - Rodney Adams, Sr., USF; OT - Blake Copeland, Sr., Navy; OT - Evan Plagg, Jr., Tulsa; OG - Dominique Threatt, Sr., USF; OG - Tyler Bowling, Soph., Tulsa; C - Maurice Morris, Sr., Navy; TE - Mitchell Wilcox, Fr., USF; QB - Greg Ward, Sr., Houston; RB - Jahad Thomas, Sr., Temple; RB - D'Angelo Brewer, Jr., Tulsa

DEFENSE

DL - Jamiyus Pittman, Jr., UCF; DL - Cortez Broughton, Soph., Cincinnati; DL - Deadrin Senat, Jr., USF; DL - Praise Martin-Oguike, Sr., Temple; LB - Tyus Bowser, Sr., Houston; LB - Micah Thomas, Jr., Navy; LB - Auggie Sanchez, Jr., USF; LB - Avery Williams, Sr., Temple; CB - Shaquill Griffin, Sr., UCF; CB - Brandon Wilson, Sr., Houston; CB - Deatrick Nichols, Jr., USF; CB - Parry Nickerson, Jr., Tulane; S - Garrett Davis, Soph., Houston; S - Sean Chandler, Jr., Temple

SPECIAL TEAMS

K - Aaron Boumerhi, Fr., Temple; P - Worth Gregory, Sr., East Carolina; RS - D'Ernest Johnson, Jr., USF

Honorable Mention All-Conference

OFFENSE

WR - Linell Bonner, Jr., Houston; OG - Evan Martin, Jr., Navy; TE - Colin Thompson, Sr., Temple

DEFENSE

LB - Stephaun Marshall, Sr., Temple; S - Drico Johnson, Sr., UCF; S - Alohi Gilman, Fr., Navy

SPECIAL TEAMS

RS - Dishan Romine, Sr., Navy

First Team All-Conference

OFFENSE

WR - Zay Jones, Sr., East Carolina; WR - Courtland Sutton, Soph., SMU; WR - Keenan Lucas, Sr., Tulsa; OT - Kofi Amichia, Sr., USF; OT - Dion Dawkins, Sr., Temple; OG - Adam West, Sr., Navy; OG - Blake Belcher, Sr., Tulsa; C - Chandler Miller, Soph., Tulsa; TE - Daniel Montiel, Sr., Memphis; QB - Quinton Flowers, Jr., USF; RB - Marlon Mack, Jr., USF; RB - James Flanders, Sr., Tulsa

DEFENSE

DL - Ed Oliver, Fr., Houston; DL - Justin Lawler, Jr., SMU; DL - Haason Reddick, Sr., Temple; DL - Tanzel Smart, Sr., Tulane; LB - Shaquem Griffin, Jr., UCF; LB - Eric Wilson, Sr., Cincinnati; LB - Steven Taylor, Sr., Houston; LB - Genard Avery, Soph., Memphis; LB - Nico Marley, Sr., Tulane; CB - Howard Wilson, Soph., Houston; CB - Horace Richardson, Sr., SMU; S - Obi Melifonwu, Sr., UConn; S - Darrion Millines, Sr., SMU

SPECIAL TEAMS

K - Jake Elliott, Sr., Memphis; P - Spencer Smith, Soph., Memphis; RS - Tony Pollard, Fr., Memphis

2016 American Athletic Conference Team Statistics

Rushing Offense							
	G	Att	Yds	Avg	TD	Yds/G	
Navy	14	742	4342	5.9	61	310.1	
USF	13	570	3709	6.5	47	285.3	
Tulsa	13	665	3402	5.1	33	261.7	
Tulane	12	591	2737	4.6	25	228.1	
Temple	14	564	2466	4.4	31	176.1	
SMU	12	478	1959	4.1	14	163.2	
Memphis	13	487	2072	4.3	23	159.4	
Houston	13	561	1912	3.4	29	147.1	
UCF	13	527	1835	3.5	25	141.2	
East Carolina	12	404	1589	3.9	13	132.4	
Cincinnati	12	397	1418	3.6	8	118.2	
UConn	12	418	1408	3.4	11	117.3	

Pass Offense									
	G	Att	Cmp	Int	Pct	Yds	Avg	TD	Yds/G
East Carolina	12	554	359	12	64.8	4016	7.2	26	334.7
Memphis	13	477	303	10	63.5	3957	8.3	34	304.4
Houston	13	523	352	15	67.3	3852	7.4	24	296.3
Tulsa	13	449	267	12	59.5	3449	7.7	33	265.3
SMU	12	456	248	17	54.4	3168	6.9	22	264.0
Cincinnati	12	453	259	15	57.2	3071	6.8	19	255.9
Temple	14	403	232	13	57.6	3324	8.2	22	237.4
USF	13	358	225	8	62.8	2941	8.2	26	226.2
UCF	13	448	244	9	54.5	2726	6.1	14	209.7
UConn	12	380	213	11	56.1	2432	6.4	8	202.7
Navy	14	158	93	7	58.9	1794	11.4	9	128.1
Tulane	12	258	109	8	42.2	1360	5.3	10	113.3

Pass Efficiency								
	G	Att	Cmp	Pct	Int	Yds	TD	Effic
Navy	14	158	93	58.9	7	1794	9	164.2
Memphis	13	477	303	63.5	10	3957	34	152.5
USF	13	358	225	62.8	8	2941	26	151.4
Tulsa	13	449	267	59.5	12	3449	33	142.9
Houston	13	523	352	67.3	15	3852	24	138.6
Temple	14	403	232	57.6	13	3324	22	138.4
East Carolina	12	554	359	64.8	12	4016	26	136.8
Cincinnati	12	453	259	57.2	15	3071	19	121.3
SMU	12	456	248	54.4	17	3168	22	121.2
UCF	13	448	244	54.5	9	2726	14	111.9
UConn	12	380	213	56.1	11	2432	8	111.0
Tulane	12	258	109	42.2	8	1360	10	93.1

Total Offense								
	G	Rush	Pass	Plays	Yards	Avg	TD	Yds/G
Tulsa	13	3402	3449	1114	6851	6.1	66	527.0
USF	13	3709	2941	928	6650	7.2	73	511.5
East Carolina	12	1589	4016	958	5605	5.9	39	467.1
Memphis	13	2072	3957	964	6029	6.3	57	463.8
Houston	13	1912	3852	1084	5764	5.3	53	443.4
Navy	14	4342	1794	900	6136	6.8	70	438.3
SMU	12	1959	3168	934	5127	5.5	36	427.2
Temple	14	2466	3324	967	5790	6.0	53	413.6
Cincinnati	12	1418	3071	850	4489	5.3	27	374.1
UCF	13	1835	2726	975	4561	4.7	39	350.8
Tulane	12	2737	1360	849	4097	4.8	35	341.4
UConn	12	1408	2432	798	3840	4.8	19	320.0

Scoring Offense									
	G	TD	XP	2XP	DXP	FG	Saf	Pts	Avg
USF	13	77	75	1	0	10	0	569	43.8
Tulsa	13	70	67	0	1	21	0	552	42.5
Memphis	13	63	58	3	0	21	0	505	38.8
Navy	14	73	65	1	0	8	1	531	37.9
Houston	13	59	56	0	0	16	4	466	35.8

Temple	14	54	52	0	0	25	1	453	32.4
UCF	13	46	39	3	0	17	1	374	28.8
SMU	12	40	38	0	0	18	0	332	27.7
East Carolina	12	39	34	1	0	18	0	324	27.0
Tulane	12	37	33	2	0	10	0	289	24.1
Cincinnati	12	28	23	1	0	13	0	232	19.3
UConn	12	20	19	0	0	13	0	178	14.8

Rushing Defense							
	G	Att	Yds	Avg	TD	Yds/G	
Houston	13	447	1302	2.9	16	100.2	
Temple	14	510	1825	3.6	17	130.4	
UConn	12	448	1753	3.9	19	146.1	
Tulane	12	472	1911	4.0	20	159.2	
UCF	13	576	2204	3.8	22	169.5	
Tulsa	13	526	2292	4.4	28	176.3	
Navy	14	546	2519	4.6	23	179.9	
Cincinnati	12	562	2275	4.0	17	189.6	
USF	13	570	2554	4.5	29	196.5	
Memphis	13	530	2664	5.0	28	204.9	
SMU	12	498	2526	5.1	30	210.5	
East Carolina	12	506	2742	5.4	34	228.5	

Pass Defense									
	G	Att	Cmp	Int	Pct	Yds	Avg	TD	Yds/G
Temple	14	342	182	12	53.2	2130	6.2	13	152.1
UCF	13	432	223	15	51.6	2610	6.0	16	200.8
Tulane	12	344	187	12	54.4	2463	7.2	17	205.2
Houston	13	419	235	7	56.1	2853	6.8	19	219.5
East Carolina	12	338	194	5	57.4	2691	8.0	17	224.2
Cincinnati	12	389	239	17	61.4	2799	7.2	18	233.2
SMU	12	408	239	18	58.6	2910	7.1	22	242.5
Memphis	13	495	304	16	61.4	3246	6.6	20	249.7
Tulsa	13	487	260	10	53.4	3252	6.7	16	250.2
Navy	14	413	267	7	64.6	3557	8.6	29	254.1
UConn	12	414	265	7	64.0	3176	7.7	20	264.7
USF	13	507	303	15	59.8	3712	7.3	21	285.5

Pass Effic. Defense								
	G	Att	Cmp	Int	Pct	Yds	TD	Effic
UCF	13	432	223	15	51.6	2610	16	107.6
Temple	14	342	182	12	53.2	2130	13	111.1
Tulsa	13	487	260	10	53.4	3252	16	116.2
Memphis	13	495	304	16	61.4	3246	20	123.4
Tulane	12	344	187	12	54.4	2463	17	123.8
Houston	13	419	235	7	56.1	2853	19	124.9
SMU	12	408	239	18	58.6	2910	22	127.5
Cincinnati	12	389	239	17	61.4	2799	18	128.4
USF	13	507	303	15	59.8	3712	21	129.0
East Carolina	12	338	194	5	57.4	2691	17	137.9
UConn	12	414	265	7	64.0	3176	20	141.0
Navy	14	413	267	7	64.6	3557	29	156.8

Total Defense								
	G	Rush	Pass	Plays	Yards	Avg	TD	Yds/G
Temple	14	1825	2130	852	3955	4.6	30	282.5
Houston	13	1302	2853	866	4155	4.8	35	319.6
Tulane	12	1911	2463	816	4374	5.4	37	364.5
UCF	13	2204	2610	1008	4814	4.8	38	370.3
UConn	12	1753	3176	862	4929	5.7	39	410.8
Cincinnati	12	2275	2799	951	5074	5.3	35	422.8
Tulsa	13	2292	3252	1013	5544	5.5	44	426.5
Navy	14	2519	3557	959	6076	6.3	52	434.0
East Carolina	12	2742	2691	844	5433	6.4	51	452.8
SMU	12	2526	2910	906	5436	6.0	52	453.0
Memphis	13	2664	3246	1025	5910	5.8	48	454.6
USF	13	2554	3712	1077	6266	5.8	50	482.0

Scoring Defense	G	TD	XP	2XP	DXP	FG	Saf	Pts	Avg
Temple	14	33	28	1	0	10	0	258	18.4
Houston	13	37	34	1	0	15	1	305	23.5
UCF	13	40	36	1	0	14	0	320	24.6
Cincinnati	12	39	36	0	0	17	1	323	26.9
Tulane	12	42	36	2	1	12	1	332	27.7
UConn	12	43	43	0	0	12	0	337	28.1
Memphis	13	49	48	0	0	11	0	375	28.8
Tulsa	13	48	44	1	0	18	0	388	29.8
Navy	14	54	51	1	0	19	0	434	31.0
USF	13	50	42	2	0	21	1	411	31.6
East Carolina	12	56	54	0	0	13	2	433	36.1
SMU	12	56	52	0	0	15	1	435	36.2

Turnover Margin	(Gained)				(Lost)				Mgn	Per/G
	G	Fum	Int	Tot	Fum	Int	Tot			
Tulane	12	15	12	27	10	8	18	+9	0.75	
USF	13	11	15	26	9	8	17	+9	0.69	
Memphis	13	13	16	29	11	10	21	+8	0.62	
Temple	14	13	12	25	6	13	19	+6	0.43	
SMU	12	8	18	26	7	17	24	+2	0.17	
Navy	14	11	7	18	9	7	16	+2	0.14	
Cincinnati	12	7	17	24	8	15	23	+1	0.08	
UCF	13	11	15	26	16	9	25	+1	0.08	
Tulsa	13	11	10	21	9	12	21	+0	0.00	
Houston	13	11	7	18	10	15	25	-7	-0.54	
UConn	12	4	7	11	8	11	19	-8	-0.67	
East Carolina	12	3	5	8	12	12	24	-16	-1.33	

Punting	G	No.	Yards	Avg/P	PR	Avg	TBg	Net/P
Memphis	13	58	2530	43.6	66	1.1	4	41.1
Navy	14	34	1436	42.2	63	1.9	1	39.8
Houston	13	59	2397	40.6	34	0.6	4	38.7
UCF	13	81	3327	41.1	191	2.4	2	38.2
Tulane	12	73	2888	39.6	31	0.4	5	37.8
Tulsa	13	64	2672	41.8	141	2.2	6	37.7
USF	13	64	2597	40.6	185	2.9	1	37.4
Temple	14	53	2065	39.0	78	1.5	1	37.1
East Carolina	12	52	2159	41.5	192	3.7	2	37.1
UConn	12	74	3017	40.8	157	2.1	6	37.0
Cincinnati	12	69	2673	38.7	138	2.0	3	35.9
SMU	12	71	2813	39.6	177	2.5	5	35.7

Field Goals	G	Made	Att	Pct
Temple	14	25	29	.862
Tulsa	13	21	26	.808
Memphis	13	21	26	.808
Houston	13	16	20	.800
Navy	14	8	10	.800
UCF	13	17	22	.773
USF	13	10	13	.769
SMU	12	18	24	.750
UConn	12	13	18	.722
East Carolina	12	18	25	.720
Cincinnati	12	13	19	.684
Tulane	12	10	16	.625

Kickoff Returns	G	Ret	Yds	TD	Avg
Memphis	13	47	1249	3	26.6
Navy	14	48	1111	0	23.1
Tulane	12	32	712	1	22.2
Temple	14	28	613	0	21.9
Houston	13	37	783	1	21.2
UCF	13	40	838	1	21.0

Tulsa	13	40	810	0	20.2
Cincinnati	12	36	716	0	19.9
USF	13	45	857	0	19.0
UConn	12	39	740	0	19.0
East Carolina	12	54	997	0	18.5
SMU	12	53	933	0	17.6

Punt Returns	G	Ret	Yds	TD	Avg
Temple	14	18	190	0	10.6
USF	13	24	238	1	9.9
Navy	14	15	146	0	9.7
Tulsa	13	25	224	0	9.0
Memphis	13	21	174	0	8.3
UCF	13	27	203	1	7.5
UConn	12	3	21	0	7.0
Cincinnati	12	15	92	0	6.1
Tulane	12	15	62	0	4.1
Houston	13	18	73	0	4.1
SMU	12	13	48	0	3.7
East Carolina	12	10	18	0	1.8

3rd-Down Conversions	G	Conv	Att	Pct
Navy	14	91	167	54.5
Houston	13	109	231	47.2
Tulsa	13	97	210	46.2
USF	13	84	189	44.4
SMU	12	90	208	43.3
Temple	14	79	190	41.6
Memphis	13	79	194	40.7
East Carolina	12	77	194	39.7
Cincinnati	12	69	182	37.9
UConn	12	61	181	33.7
UCF	13	63	212	29.7
Tulane	12	52	187	27.8

4th-Down Conversions	G	Conv	Att	Pct
USF	13	17	19	89.5
Houston	13	19	30	63.3
Navy	14	17	28	60.7
East Carolina	12	21	35	60.0
Tulsa	13	9	15	60.0
Memphis	13	13	22	59.1
Tulane	12	20	36	55.6
UConn	12	11	23	47.8
Temple	14	10	23	43.5
UCF	13	15	35	42.9
Cincinnati	12	7	17	41.2
SMU	12	6	16	37.5

Penalties	G	No	Yds	Avg/G
Navy	14	39	341	24.4
UConn	12	43	339	28.2
Houston	13	58	554	42.6
Temple	14	75	604	43.1
East Carolina	12	60	521	43.4
Cincinnati	12	55	544	45.3
SMU	12	69	624	52.0
Tulsa	13	78	684	52.6
Tulane	12	77	661	55.1
UCF	13	91	729	56.1
USF	13	83	763	58.7
Memphis	13	82	771	59.3

2016 American Athletic Conference Individual Statistics

Rushing	Team	G	Att	Yds	Avg	TD	Long	Yds/G
James Flanders	TLS	13	258	1629	6.3	18	61	125.3
D'Angelo Brewer	TLS	12	264	1435	5.4	7	42	119.6
Quinton Flowers	USF	13	198	1530	7.7	18	63	117.7
Will Worth	NAVY	12	264	1198	4.5	25	60	99.8
Marlon Mack	USF	12	174	1187	6.8	15	85	98.9
Braeden West	SMU	12	202	1036	5.1	6	66	86.3
Jahad Thomas	TEM	12	207	953	4.6	13	56	79.4
James Summers	ECU	12	162	869	5.4	7	81	72.4
Ryquell Armstead	TEM	13	156	919	5.9	14	76	70.7
Dontrell Hilliard	TLN	12	135	759	5.6	9	67	63.2

Passing	Team	G	Att	Cmp	Int	Pct.	Yds	TD	Avg/G
Greg Ward	HOU	12	469	319	13	68.0	3557	22	296.4
Riley Ferguson	MEM	13	443	280	10	63.2	3698	32	284.5
Philip Nelson	ECU	10	349	237	8	67.9	2621	16	262.1
Dane Evans	TLS	13	435	259	12	59.5	3348	32	257.5
Ben Hicks	SMU	12	422	234	15	55.5	2930	19	244.2
Phillip Walker	TEM	14	395	230	13	58.2	3295	22	235.4
Bryant Shirreffs	UCONN	9	283	166	6	58.7	2010	7	223.3
Quinton Flowers	USF	13	331	207	7	62.5	2812	24	216.3
McKenzie Milton	UCF	10	336	194	7	57.7	1983	10	198.3
Will Worth	NAVY	12	117	72	3	61.5	1397	8	116.4

Total Offense	Team	G	Rush	Pass	Plays	Total	Yds/G
Greg Ward	HOU	12	518	3557	666	4075	339.6
Quinton Flowers	USF	13	1530	2812	529	4342	334.0
Riley Ferguson	MEM	13	-70	3698	514	3628	279.1
Philip Nelson	ECU	10	57	2621	411	2678	267.8
Bryant Shirreffs	UCONN	9	326	2010	427	2336	259.6
Dane Evans	TLS	13	-29	3348	482	3319	255.3
Ben Hicks	SMU	12	-83	2930	463	2847	237.2
Phillip Walker	TEM	14	-100	3295	460	3195	228.2
Will Worth	NAVY	12	1198	1397	381	2595	216.2
McKenzie Milton	UCF	10	158	1983	436	2141	214.1

Receptions/G	Team	G	Rec	Yds	TD	Long	Avg/C	Rec/G
Zay Jones	ECU	12	158	1746	8	77	11.1	13.17
Noel Thomas	UCONN	12	100	1179	3	62	11.8	8.33
Linell Bonner	HOU	12	98	1118	3	55	11.4	8.17
Anthony Miller	MEM	13	95	1434	14	84	15.1	7.31
Courtland Sutton	SMU	12	76	1246	10	88	16.4	6.33
Keevan Lucas	TLS	13	81	1180	15	74	14.6	6.23
Josh Atkinson	TLS	13	78	1058	8	64	13.6	6.00
Rodney Adams	USF	13	67	822	5	84	12.3	5.15
Ventell Bryant	TEM	11	54	895	4	44	16.6	4.91
Devin Gray	CIN	12	58	860	5	82	14.8	4.83

Reception Yds/G	Team	G	Rec	Yds	TD	Long	Avg/C	Yds/G
Zay Jones	ECU	12	158	1746	8	77	11.1	145.5
Anthony Miller	MEM	13	95	1434	14	84	15.1	110.3
Courtland Sutton	SMU	12	76	1246	10	88	16.4	103.8
Noel Thomas	UCONN	12	100	1179	3	62	11.8	98.2
Linell Bonner	HOU	12	98	1118	3	55	11.4	93.2
Keevan Lucas	TLS	13	81	1180	15	74	14.6	90.8
Josh Atkinson	TLS	13	78	1058	8	64	13.6	81.4
Ventell Bryant	TEM	11	54	895	4	44	16.6	81.4
Devin Gray	CIN	12	58	860	5	82	14.8	71.7
Jimmy Williams	ECU	12	45	818	8	75	18.2	68.2

All Purpose	Team	G	Rush	Rcv	PR	KR	Yds	Avg/G
Zay Jones	ECU	12	24	1746	0	0	1770	147.5
Mike Boone	CIN	9	388	249	0	506	1143	127.0
James Flanders	TLS	13	1629	17	0	0	1646	126.6
Jahad Thomas	TEM	12	953	418	101	28	1500	125.0
Anthony Miller	MEM	13	69	1434	97	0	1600	123.1
Rodney Adams	USF	13	231	822	0	534	1587	122.1
D'Angelo Brewer	TLS	12	1435	19	0	0	1454	121.2
Arkeel Newsome	UCONN	12	715	273	0	464	1452	121.0
Tony Pollard	MEM	13	159	298	8	1068	1533	117.9
Marlon Mack	USF	12	1187	227	0	0	1414	117.8

Interceptions	Team	G	Int	Yds	TD	Long	Int/G
Horace Richardson	SMU	12	6	215	2	80	0.50
Mike Tyson	CIN	10	5	31	0	27	0.50
Darrion Millines	SMU	12	5	83	0	45	0.42
Howard Wilson	HOU	13	5	58	1	28	0.38
Parry Nickerson	TLN	11	4	171	1	96	0.36
Jordan Wyatt	SMU	12	4	97	2	35	0.33
Alex Thomas	CIN	12	4	47	0	25	0.33
Obi Melifonwu	UCONN	12	4	6	0	6	0.33
Shaquill Griffin	UCF	13	4	46	1	33	0.31
Deatrick Nichols	USF	13	4	24	0	24	0.31

Punt Returns	Team	G	Ret	Yds	TD	Long	Avg
Chris Johnson	UCF	13	26	168	0	22	6.5

Kick Returns	Team	G	Ret	Yds	TD	Long	Avg
Tony Pollard	MEM	13	38	1068	2	100	28.1
Dishan Romine	NAVY	14	28	698	0	85	24.9
Brandon Wilson	HOU	10	21	510	0	56	24.3
Mike Boone	CIN	9	21	506	0	60	24.1

Punting	Team	G	Punt	Yds	Long	Avg
Spencer Smith	MEM	13	44	1988	63	45.2
Alex Barta	NAVY	11	23	983	63	42.7
Worth Gregory	ECU	12	51	2159	65	42.3
Caleb Houston	UCF	13	74	3117	70	42.1
Dalton Parks	TLS	13	64	2672	61	41.8
Justin Wain	UCONN	12	73	3017	56	41.3
Jonathan Hernandez	USF	13	63	2597	66	41.2
Zachary Block	TLN	12	68	2772	62	40.8
Dane Roy	HOU	13	59	2397	53	40.6
Sam Geraci	CIN	12	66	2641	55	40.0

Field Goals	Team	G	FG	FGA	Pct.	FG/G
Redford Jones	TLS	13	21	26	80.8	1.62
Jake Elliott	MEM	13	21	26	80.8	1.62
Davis Plowman	ECU	11	17	23	73.9	1.55
Josh Williams	SMU	12	17	22	77.3	1.42
Matthew Wright	UCF	13	17	22	77.3	1.31
Ty Cummings	HOU	13	16	20	80.0	1.23
Josh Pasley	CIN	10	11	17	64.7	1.10
Bobby Puyol	UCONN	12	13	18	72.2	1.08
Andrew DiRocco	TLN	11	10	16	62.5	0.91
Emilio Nadelman	USF	10	7	7	100.0	0.70

Scoring	Team	G	TD	XPT	FG	2XP	Pts	Pts/G
Will Worth	NAVY	12	25	0	0	0	150	12.5
Redford Jones	TLS	13	0	67	21	0	130	10.0
Jahad Thomas	TEM	12	19	0	0	0	114	9.5
Jake Elliott	MEM	13	0	58	21	0	121	9.3
James Flanders	TLS	13	18	0	0	0	108	8.3
Quinton Flowers	USF	13	18	0	0	0	108	8.3
Ty Cummings	HOU	13	0	55	16	0	103	7.9
Marlon Mack	USF	12	15	0	0	0	90	7.5
Josh Williams	SMU	12	0	38	17	0	89	7.4
Emilio Nadelman	USF	10	0	52	7	0	73	7.3

Tackles	Team	G	Solo	Ast	Total	Avg/G	Sack
Eric Wilson	CIN	12	60	69	129	10.8	3.0
Obi Melifonwu	UCONN	12	73	45	118	9.8	0.0
Auggie Sanchez	USF	13	67	52	119	9.2	6.0
Zach Edwards	CIN	11	55	38	93	8.5	1.0
Trent Martin	TLS	12	53	47	100	8.3	1.0
Antonio Kinard	CIN	12	35	58	93	7.8	1.5
Micah Thomas	NAVY	14	65	42	107	7.6	1.0
Matthew Adams	HOU	11	57	25	82	7.5	2.0
Nico Marley	TLN	12	55	33	88	7.3	3.0
Mark Rucker	UCF	13	53	40	93	7.2	3.5
Shaquem Griffin	UCF	13	57	35	92	7.1	11.5
Vontae Diggs	UCONN	12	43	41	84	7.0	1.0
Jonathan Cook	MEM	13	72	16	88	6.8	0.0
Junior Joseph	UCONN	12	46	35	81	6.8	0.0
Jarrod Franklin	TLN	12	44	34	78	6.5	1.0
Jordan Williams	ECU	12	35	42	77	6.4	1.0
Demeitre Brim	UCF	13	34	48	82	6.3	1.0
Steven Taylor	HOU	12	40	34	74	6.2	8.5
Matt Linscott	TLS	13	46	34	80	6.2	4.0
Genard Avery	MEM	13	62	18	80	6.2	5.0
Dayon Pratt	ECU	10	34	27	61	6.1	2.5
Craig Suits	TLS	13	47	32	79	6.1	3.5
Nigel Harris	USF	13	48	30	78	6.0	2.0
Matt Walsh	UCONN	12	45	27	72	6.0	0.0
Chris Morley	MEM	13	53	22	75	5.8	1.0

Sacks	Team	G	Solo	Ast	Yds	Total	Avg/G
Shaquem Griffin	UCF	13	10	3	70	11.5	0.88
Haason Reddick	TEM	14	10	1	66	10.5	0.75
Steven Taylor	HOU	12	7	3	65	8.5	0.71
Praise Martin-Oguike	TEM	14	7	1	46	7.5	0.54
Errol Clarke	UCF	13	6	1	45	6.5	0.50
Petera Wilson	TLS	13	6	1	44	6.5	0.50
Justin Lawler	SMU	12	5	2	51	6.0	0.50
D.J. Palmore	NAVY	13	6	0	47	6.0	0.46
Auggie Sanchez	USF	13	6	0	33	6.0	0.46
Bruce Hector	USF	13	5	2	31	6.0	0.46

Tackles For Loss	Team	G	Solo	Ast	Yds	Total	Avg/G
Ed Oliver	HOU	13	20	6	74	23.0	1.77
Haason Reddick	TEM	14	19	7	97	22.5	1.61
Shaquem Griffin	UCF	13	15	10	96	20.0	1.54
Tanzel Smart	TLN	12	16	5	72	18.5	1.54
Justin Lawler	SMU	12	13	4	79	15.0	1.25
Nico Marley	TLN	12	12	4	56	14.0	1.17
Jesse Brubaker	TLS	13	12	3	60	13.5	1.04
Errol Clarke	UCF	13	10	5	53	12.5	0.96
Steven Taylor	HOU	12	9	6	80	12.0	1.00
Mark Rucker	UCF	13	8	7	46	11.5	0.88

Fumbles Forced	Team	G	Num	Avg/G
Jordan Wyatt	SMU	12	4	0.33
Dayon Pratt	ECU	10	3	0.30
Nico Marley	TLN	12	3	0.25
Ed Oliver	HOU	13	3	0.23
Chris Morley	MEM	13	3	0.23
Praise Martin-Oguike	TEM	14	3	0.21
Haason Reddick	TEM	14	3	0.21
Tyrell Gilbert	CIN	10	2	0.20
Carter Jacobs	CIN	11	2	0.18
Matthew Adams	HOU	11	2	0.18

Fumbles Rcvd	Team	G	Num	Avg/G
Sean Williams	NAVY	14	3	0.21
Richard Allen	TLN	11	2	0.18
Parry Nickerson	TLN	11	2	0.18
Ade Aruna	TLN	12	2	0.17
Jamiyus Pittman	UCF	12	2	0.17
Eric Wilson	CIN	12	2	0.17
Nico Marley	TLN	12	2	0.17
Dillon Birden	HOU	12	2	0.17
Drico Johnson	UCF	13	2	0.15
Howard Wilson	HOU	13	2	0.15

Passes Defended	Team	G	Brup	Int	Total	Avg/G
Shaquill Griffin	UCF	13	15	4	19	1.46
Parry Nickerson	TLN	11	9	4	13	1.18
Horace Richardson	SMU	12	8	6	14	1.17
Howard Wilson	HOU	13	10	5	15	1.15
Donnie Lewis	TLN	10	9	2	11	1.10
D.J. Killings	UCF	13	11	3	14	1.08
Arthur Maulet	MEM	13	12	2	14	1.08
Mike Tyson	CIN	10	5	5	10	1.00
Jordan Wyatt	SMU	12	7	4	11	0.92
Jamar Summers	UCONN	12	9	2	11	0.92

2016 Review



Game 1 September 3, 2016 Dowdy-Ficklen Stadium, Greenville, N.C.

Western Carolina	7
East Carolina	52

Greenville, N.C. – Transfer quarterback Philip Nelson returned from a three-year layoff and accounted for six of East Carolina's seven touchdowns to lead the Pirates to an impressive 52-7 season-opening victory over Western Carolina at Dowdy-Ficklen Stadium ... Nelson, who completed 28-of-32 passes for 398 yards, engineered an ECU offensive unit that generated 688 total yards - the most ever compiled by the Pirates in a season opener ... While ECU's gaudy numbers on offense garnered most of the headlines, Travon Simmons' interception at the Pirate four-yard line on the Catamounts' first possession provided a needed spark that set up a nine-play, 89-yard scoring drive (capped by Nelson's seven-yard run) which enabled East Carolina to jump out to a 17-0 lead early in the second quarter ... After WCU benefitted from a short field to get on the scoreboard via Detrez Newsome's 13-yard rush, the Pirates closed out the contest with 35 unanswered points to make first-year head coach Scottie Montgomery's debut a success ... Running back Anthony Scott also made the most out of his first career start, scoring three times and racking up personal-bests in rushing yards (120), receptions (nine) and reception yards (90) ... Zay Jones caught 10 passes for 180 yards and closed out the first half with his 16th career TD catch - a 21-yarder from Nelson to give ECU a 31-7 cushion at intermission ... The Pirates averaged 9.0 yards on first down and converted 10-of-14 third-down conversions ... Defensively, ECU netted 6.0 stops for lost yardage.

Western Carolina	0	7	0	0	-	7
East Carolina	10	21	21	0	-	52

Scoring Summary

- ECU—Philip Nelson 7 run (Davis Plowman kick), 6:41, 1st
- ECU—Plowman 42 field goal, 0:33, 1st
- ECU—Quay Johnson 4 pass from Nelson (Plowman kick), 11:23, 2nd
- WCU—Detrez Newsome 13 run (Christian Stewart kick), 7:33, 2nd
- ECU—Anthony Scott 5 pass from Nelson (Plowman kick), 4:06, 2nd
- ECU—Zay Jones 21 pass from Nelson (Plowman kick), 0:56, 2nd
- ECU—A. Scott 18 pass from Nelson (Plowman kick), 12:33, 3rd
- ECU—Jimmy Williams 31 pass from Nelson (Plowman kick), 6:55, 3rd
- ECU—A. Scott 3 run (Plowman kick), 1:52, 3rd

Attendance: 44,161; Weather: overcast, light rain, breeze, 73 degrees
ESPN3: Matt Stewart (play-by-play), Watson Brown (analyst)

Statistics	WCU	ECU
First Downs	15	28
Rushing Attempts	38	38
Rushing Yards	148	275
Completions-Attempts-Int.	13-27-1	29-33-0
Passing Yards	172	413
TOTAL OFFENSE	320	688
Punts-Average	9-34.4	2-30.5
Fumbles-Lost	0-0	1-1
Penalties-Yards	5-31	3-25
Sacks By-Yards	0-0	0-0
3rd Down Conversions	7-18	10-14
4th Down Conversions	0-0	0-0
Time of Possession	28:11	31:49

RUSHING: WCU—T. Adams 11-51; D. Newsome 16-50, 1 TD; C. Holloway 7-25; W. Holcombe 2-23; C. Young 2(-). ECU—A. Scott 11-120, 1 TD; J. Summers 10-95; D. Anderson 9-39; P. Nelson 3-7, 1 TD; H. Howe 3-7; Q. Johnson 2-7.

PASSING: WCU—T. Adams 12-24-1, 167; W. Holcombe 1-3-0, 5. ECU—P. Nelson 28-32-0, 398, 5 TD; J. Summers 1-1-0, 15.

RECEIVING: WCU—T. Robinson 4-83; S. Hill 4-46; M. Helms 2-32; J. Robinson 1-5; D. Newsome 1-4; F. Payne 1-2. ECU—Z. Jones 10-180, 1 TD; A. Scott 9-90, 2 TD; Q. Johnson 3-30, 1 TD; S. Baggett 2-43; J. Williams 2-40, 1 TD; D. Farrier 2-15; D. Anderson 1-15.

Game 2 September 10, 2016 Dowdy-Ficklen Stadium, Greenville, N.C.

NC State	30
East Carolina	33

Greenville, N.C. – Junior running back Anthony Scott capped a game-deciding 14-play, 84-yard march with a five-yard touchdown run with 5:49 remaining to lift East Carolina to a 33-30 win over NC State at Dowdy-Ficklen Stadium ... The triumph marked the Pirates' sixth-straight over an Atlantic Coast Conference member dating back to 2013 ... While the contest featured seven lead changes and 942 yards of total offense, it was also marred by special teams shortcomings that included three combined missed field goal attempts and a pair of botched extra-point tries ... After surrendering 171 yards in the first quarter to fall behind 9-0, the Wolfpack stormed back with 20 second-quarter tallies to take a 20-19 halftime lead ... ECU's James Summers scored the second of his two TDs on a 15-yard run with 4:04 to play in the third period to give the Pirates a short-lived 26-23 edge before NC State quarterback Ryan Finley matched Summers' jaunt for a 30-26 Wolfpack lead with 13:04 left to play ... Starting on its 16-yard line, East Carolina used Philip Nelson's arm (5-of-6 for 58 yards) and Devin Anderson's power runs to move 84 yards and consume 7:15 of clock time for the clincher ... After the two teams traded possessions, NC State had one more opportunity at its own 38-yard line with 51 seconds left, but Bra'Lon Cherry was stopped following a 22-yard reception at the ECU 24-yard line as time expired.

NC State	0	20	3	7	-	30
East Carolina	9	10	7	7	-	33

Scoring Summary

- ECU—Davis Plowman 23 field goal, 10:09, 1st
- ECU—James Summers 27 run (Plowman kick failed), 5:39, 1st
- ECU—Plowman 43 field goal, 12:00, 2nd
- NCSU—Reggie Gallaspy 37 run (Kyle Bambarid kick), 8:15, 2nd
- NCSU—Jaylen Samuels 5 run (Bambarid pass failed), 6:25, 2nd
- ECU—Anthony Scott 25 pass from Philip Nelson (Plowman kick), 4:26, 2nd
- NCSU—Stephen Louis 80 pass from Ryan Finley (Bambarid kick), 4:07, 2nd
- NCSU—Bambarid 30 field goal, 7:05, 3rd
- ECU—Summers 15 run (Plowman kick), 4:04, 3rd
- NCSU—Finley 15 run (Bambarid kick), 13:04, 4th
- ECU—A. Scott 5 run (Plowman kick), 5:49, 4th

Attendance: 50,719; Weather: partly cloudy, 85 degrees
ESPN3: Dave Lamont (play-by-play), Tom Ramsey (analyst)

Statistics	NCSU	ECU
First Downs	19	23
Rushing Attempts	31	33
Rushing Yards	215	148
Completions-Attempts-Int.	21-32-0	33-43-1
Passing Yards	287	297
TOTAL OFFENSE	502	445
Punts-Average	2-52.0	3-34.3
Fumbles-Lost	2-1	2-1
Penalties-Yards	8-54	4-36
Sacks By-Yards	1-8	1-8
3rd Down Conversions	4-11	7-17
4th Down Conversions	0-1	3-3
Time of Possession	28:09	31:51

RUSHING: NCSU—M. Dayes 14-103; R. Gallaspy 5-61, 1 TD; R. Finley 6-20, 1 TD; J. Samuels 4-16, 1 TD; N. Hines 1-14; A. Cole 1-1. ECU—D. Anderson 9-52; J. Summers 6-41, 2 TD; A. Scott 11-41, 1 TD; Z. Jones 1-13; P. Nelson 5-3; Q. Johnson 1(-)-2.

PASSING: NCSU—R. Finley 20-31-0, 259, 1 TD; G. Locklear 1-1-0, 28. ECU—P. Nelson 33-43-1, 297, 1 TD.

RECEIVING: NCSU—J. Samuels 5-41; B. Cherry 4-39; M. Dayes 4-15; S. Louis 3-142, 1 TD; N. Hines 3-28; T. Moss 1-10; R. Gallaspy 1-7. ECU—Q. Johnson 13-75; Z. Jones 7-73; A. Scott 6-49, 1 TD; J. Williams 5-59; J. Summers 1-39; D. Anderson 1-2.

Game 3 September 17, 2016 Williams-Brice Stadium, Columbia, S.C.

East Carolina	15
South Carolina	20

Columbia, S.C. – Despite possessing a decisive edge in the statistical ledger after amassing 519 yards of total offense and 34 first downs, three costly turnovers inside the South Carolina 10-yard line sealed East Carolina's fate during a 20-15 setback to the Gamecocks at Williams-Brice Stadium ... In all, the Pirates wasted four redzone visits with two interceptions (1 and 7-yard lines), a missed field goal (8-yard line) and a fumble at the goal line early in the fourth quarter ... ECU's struggles deep inside South Carolina territory dimmed the spotlight on a record-setting performance by receiver Zay Jones, who shattered a school single-game record and came within one catch of matching a FBS standard with 22 receptions for 190 yards ... Although Pirate quarterback Philip Nelson was picked off twice, he also established career-bests in completions (44), attempts (58) and passing yards (400) during the loss ... The Gamecocks used an 80-yard kickoff return by A.J. Turner and a 42-yard reception by Bryan Edwards to set up a pair of Brandon McIlwain scoring runs in the game's first five minutes to jump out to a 14-0 lead ... After South Carolina cashed in ECU's first turnover of the day - a fumble recovery at the Pirate 29-yard line - to build a 17-point edge, East Carolina's defense limited the Gamecocks to just 45 yards for the remainder of the half ... Following a pair of Davis Plowman field goals (32, 43-yards) to get ECU on the board, the Pirates got a fourth-down stop on defense and drove to the South Carolina one-yard line before suffering the first of two interceptions ... East Carolina opened the second half by marching to the South Carolina seven, eight and one-yard lines on its first three possessions, but came up empty ... The Pirates ran 91 plays and consumed 38:25 of the clock, but were also hampered by 11 Gamecock TFLs.

East Carolina	3	3	0	9	-	15
South Carolina	17	0	0	3	-	20

Scoring Summary

SC-Brandon McIlwain 9 run (Elliott Fry kick), 14:43, 1st
 SC-McIlwain 10 run (Fry kick), 10:47, 1st
 SC-Fry 37 field goal, 7:48, 1st
ECU-Davis Plowman 32 field goal, 3:37, 1st
ECU-Plowman 43 field goal, 12:05, 2nd
ECU-Plowman 45 field goal, 8:42, 4th
 SC-Fry 39 field goal, 6:24, 4th
ECU-Devin Anderson 4 pass from Philip Nelson (Zay Jones pass failed), 2:29, 4th
Attendance: 80,384; **Weather:** partly cloudy, 85 degrees
SEC Network: Dave Neal (play-by-play), Matt Stinchcomb (analyst), Olivia Harlan (reporter)

Statistics	ECU	SC
First Downs	34	13
Rushing Attempts	33	25
Rushing Yards	119	117
Completions-Attempts-Int.	44-58-2	16-28-0
Passing Yards	400	195
TOTAL OFFENSE	519	312
Punts-Average	2-41.5	5-37.6
Fumbles-Lost	2-2	0-0
Penalties-Yards	8-75	7-65
Sacks By-Yards	0-0	4-31
3rd Down Conversions	5-14	3-12
4th Down Conversions	2-2	1-2
Time of Possession	38:25	21:35

RUSHING: ECU-J. Summers 11-71; A. Scott 10-48; Z. Jones 2-11; D. Anderson 1-1; P. Nelson 9(-12). SC-D. Williams 7-67; B. McIlwain 9-34, 2 TD; A. Turner 6-13; R. Davis 1-7.

PASSING: ECU-P. Nelson 44-58-2, 400, 1 TD. SC-B. McIlwain 16-28-0, 195.

RECEIVING: ECU-Z. Jones 22-190; Q. Johnson 7-59; D. Anderson 5-33, 1 TD; D. Farrier 3-58; J. Williams 2-44; S. Baggett 2-18; A. Scott 2-4; J. Summers 1(-6). SC-B. Edwards 5-68; K. Crosby 4-31; H. Hurst 2-43; R. Davis 2-32; J. August 2-5; D. Williams 1-16.

Game 4 September 24, 2016 Lane Stadium, Blacksburg, Va.

East Carolina	17
Virginia Tech	54

Blacksburg, Va. – Greg Stroman's 87-yard punt return for a touchdown early in the first quarter sparked a stellar special teams performance that paved the way for Virginia Tech's convincing 54-17 non-conference triumph over East Carolina at Lane Stadium ... The loss snapped the Pirates' six-game win streak over Atlantic Coast Conference opponents dating back to 2013 ... In addition to Stroman's score, the Hokies also blocked a field goal try, a punt and thwarted a fake boot attempt at the ECU 30-yard line early in the fourth quarter ... Virginia Tech's defense also played a key role with relentless pressure that netted six sacks (-40 yards), including an unblocked drop of James Summers that resulted in a third-quarter safety ... Offensively, Hokies' quarterback Jerod Evans complemented the special teams and defensive effort by accounting for four touchdowns and 379 total yards ... Virginia Tech raced out to a 38-0 halftime lead before Philip Nelson got ECU on the board with 75 and 70-yard TD strikes to Jimmy Williams in the third period ... After the Pirate defense opened the contest by forcing three-straight three-and-outs, the Hokies scored on their next five consecutive possessions ... ECU converted only three of its 14 third down attempts.

East Carolina	0	0	14	3	-	17
Virginia Tech	14	24	9	7	-	54

Scoring Summary

VT-Greg Stroman 87 punt return (Joey Slye kick), 10:38, 1st
 VT-Marshawn Williams 6 run (Slye kick), 1:46, 1st
 VT-Isaiah Ford 24 pass from Jerod Evans (Slye kick), 10:31, 2nd
 VT-Travon McMillian 13 pass from Evans (Slye kick), 9:06, 2nd
 VT-Slye 20 field goal, 4:40, 2nd
 VT-Cam Phillips 55 pass from Evans (Slye kick), 1:05, 2nd
ECU-Jimmy Williams 75 pass from Philip Nelson (Jake Verity kick), 14:49, 3rd
 VT-TEAM safety (James Summers sacked in endzone), 4:51, 3rd
 VT-Evans 55 run (Slye kick), 4:27, 3rd
ECU-Williams 70 pass from Nelson (Verity kick), 3:17, 3rd
 VT-Brenden Motley 1 run (Slye kick), 12:21, 4th
ECU-Verity 27 field goal, 6:32, 4th
Attendance: 63,712; **Weather:** mostly clear, 79 degrees
ACC Network: Tom Werme (play-by-play), Dave Archer (analyst), Roddy Jones (reporter)

Statistics	ECU	VT
First Downs	16	18
Rushing Attempts	35	45
Rushing Yards	81	167
Completions-Attempts-Int.	17-34-0	15-23-0
Passing Yards	362	295
TOTAL OFFENSE	443	462
Punts-Average	6-38.3	6-45.3
Fumbles-Lost	1-1	0-0
Penalties-Yards	5-43	4-28
Sacks By-Yards	0-0	6-40
3rd Down Conversions	3-14	5-14
4th Down Conversions	0-3	0-2
Time of Possession	29:57	30:03

RUSHING: ECU-A. Scott 14-69; J. Summers 10-34; D. Anderson 2-5; P. Nelson 7(-11); W. Gregory 1(-15). VT-J. Evans 10-97, 1 TD; S. Rogers 9-29; B. Motley 5-26, 1 TD; S. McKenzie 4-11; T. McMillian 9-10; M. Williams 3-87, 1 TD; I. Ford 1-1.

PASSING: ECU-P. Nelson 17-34-0, 362, 2 TD. VT-J. Evans 13-20-0, 282, 3 TD; B. Motley 2-2-0, 13; I. Ford 0-1-0, 0.
RECEIVING: ECU-Z. Jones 10-115; J. Williams 3-179, 2 TD; Q. Johnson 2-44; B. Bishop 1-14; A. Scott 1-10. VT-I. Ford 4-117, 1 TD; J. Bradshaw 3-25; B. Hodges 2-47; C. Phillips 1-55, 1 TD; C. Cunningham 1-13; T. McMillian 1-13, 1 TD; S. Rogers 1-12; D. Deablo 1-8; D. Wilson 1-5.

Game 5 October 1, 2016 Dowdy-Ficklen Stadium, Greenville, N.C.

UCF	47
East Carolina	29

Greenville, N.C. — UCF took advantage of five East Carolina turnovers and tallied touchdowns on offense, defense and special teams to post a 47-29 American Athletic Conference win over the Pirates at Dowdy-Ficklen Stadium ... Although ECU turned in another impressive statistical performance with 521 yards of total offense, it could only convert three-of-seven redzone visits ... In addition to Adrian Killins' 100-yard kickoff return in the second quarter, the Knights also used a four-yard interception return for a score by Brendon Hayes to put the game away in the fourth period ... The Pirates pulled to within two, 23-21, on Gardner Minshew's 75-yard TD strike to Quay Johnson with 13 seconds left in the third quarter, but UCF quickly answered with a four-play, 56-yard drive that was capped by Dontravious Wilson's 14-yard scoring run with 14:20 to play ... On the Pirates' next possession, Minshew - who replaced an injured Philip Nelson - was picked off by Hayes on a second-and-10 snap from the ECU 11-yard line ... Nelson was 26-of-43 for 296 yards and a pair of touchdowns before getting hit hard by Mark Rucker, who was ejected for targeting ... Three Pirate receivers reached 100 yards - Jimmy Williams (145), Zay Jones (137) and Johnson (113).

UCF	0	16	7	24	-	47
East Carolina	0	7	14	8	-	29

Scoring Summary

ECU—Deondre Farrier 16 pass from Philip Nelson (Jake Verity kick), 11:33, 2nd

UCF—Adrian Killins 100 kickoff return (Matthew Wright kick), 11:21, 2nd

UCF—TEAM safety (Devin Anderson tackled in endzone), 4:18, 2nd

UCF—Dontravious Wilson 35 run (Wright kick), 3:22, 2nd

UCF—Jawon Hamilton 2 run (Wright kick), 12:30, 3rd

ECU—Zay Jones 9 pass from Nelson (Verity kick), 4:23, 3rd

ECU—Quay Johnson 75 pass from Gardner Minshew (Verity kick), 0:13, 3rd

UCF—Wilson 14 run (Wright kick), 14:20, 4th

UCF—Brendon Hayes 4 interception return (Wright kick), 14:05, 4th

UCF—Wright 19 field goal, 3:48, 4th

ECU—Devin Anderson 1 run (Jones pass from Minshew), 1:14, 4th

UCF—Taj McGowan 47 run (Wright kick), 0:54, 4th

Attendance: 46,042; **Weather:** cloudy, 79 degrees

CBS Sports Network: Dave Ryan (play-by-play), Corey Chavous (analyst),

Melanie Collins (reporter)

Statistics	UCF	ECU
First Downs	16	30
Rushing Attempts	44	32
Rushing Yards	217	33
Completions-Attempts-Int.	11-29-2	38-70-3
Passing Yards	156	488
TOTAL OFFENSE	373	521
Punts-Average	8-40.9	6-41.3
Fumbles-Lost	1-0	4-2
Penalties-Yards	10-92	2-15
Sacks By-Yards	5-33	0-0
3rd Down Conversions	6-19	5-19
4th Down Conversions	1-2	3-5
Time of Possession	28:44	31:16

RUSHING: UCF—D. Wilson 11-74, 2 TD; T. McGowan 2-50, 1 TD; J. Hamilton 13-48, 1 TD; J. Holman 9-31; A. Killins 6-13; H. Jones 1-5. **ECU—P. Nelson** 10-15; A. Scott 8-8; D. Anderson 3-5, 1 TD; J. Summers 9-4; G. Minshew 2-1.

PASSING: UCF—J. Holman 11-29-2, 156. **ECU—P. Nelson** 26-43-1, 296, 2 TD; G. Minshew 12-27-2, 192, 1 TD.

RECEIVING: UCF—J. Franks 2-73; T. Payton 2-16; T. Smith 2-14; T. Oldham 1-25; C. Bloom 1-19; J. Akins 1-9; C. Stewart 1-2; J. Hamilton 1(-2). **ECU—Z. Jones** 17-137, 1 TD; J. Williams 7-145; Q. Johnson 5-113, 1 TD; D. Farrier 3-39, 1 TD; T. Green 2-28; B. Bishop 1-18; J. Coprich 1-6; J. Summers 1-3; A. Scott 1(-1).

Game 6 October 8, 2016 Raymond James Stadium, Tampa, Fla.

East Carolina	22
USF	38

Tampa, Fla. — Running back Marlon Mack (152) and quarterback Quinton Flowers (115) sparked the Bulls' 306-yard rushing attack and the duo also thwarted a late Pirate comeback attempt in USF's 38-22 American Athletic Conference victory over East Carolina at Raymond James Stadium ... ECU nearly erased a 24-6 second-half deficit when James Summers' three-yard scoring run made it a 24-22 contest with 6:58 to play in the fourth quarter ... After the Pirates failed to convert a two-point pass to even the game, Flowers found a streaking Rodney Adams for a 62-yard scoring strike on USF's next possession ... The Bulls got an insurance touchdown after an ECU interception when Mack rumbled in from nine yards with 3:04 remaining for the final score ... Backup Pirate quarterback Gardner Minshew, subbing in for an injured Phil Nelson for the second-straight week, turned in an admirable performance with a team-high 220 air yards and one TD on 21-of-33 passing ... Summers provided ECU's only ground threat with a season-best 114 yards on 18 carries ... Jones, who caught Minshew's one-yard TD toss to start the Pirates' 16-0 scoring run, posted 18 receptions for 145 yards ... Davis Plowman matched a career-high with three field goals, but East Carolina was victimized by big plays (65-yard run, 62 and 41-yard receptions) and a seven-of-20 conversion rate on third down to drop its fourth-straight game.

East Carolina	3	3	7	9	-	22
USF	7	10	7	14	-	38

Scoring Summary

ECU—Davis Plowman 40 field goal, 9:31, 1st

USF—D'Erne Johnson 6 pass from Quinton Flowers (Emilio Nadelman kick), 0:51, 1st

USF—Nadelman 26 field goal, 9:26, 2nd

ECU—Plowman 49 field goal, 5:33, 2nd

USF—Johnson 11 pass from Flowers (Nadelman kick), 0:34, 2nd

USF—Marlon Mack 1 run (Nadelman kick), 7:44, 3rd

ECU—Zay Jones 1 pass from Gardner Minshew (Plowman kick), 5:27, 3rd

ECU—Plowman 31 field goal, 11:49, 4th

ECU—James Summers 3 run (Minshew pass failed), 6:58, 4th

USF—Rodney Adams 62 pass from Flowers (Nadelman kick), 6:06, 4th

USF—Mack 9 run (Nadelman kick), 3:04, 4th

Attendance: 30,397; **Weather:** partly cloudy, 86 degrees

ESPNews: Mike Couzens (play-by-play), Dan Hawkins (analyst)

Statistics	ECU	USF
First Downs	24	23
Rushing Attempts	35	42
Rushing Yards	168	306
Completions-Attempts-Int.	33-56-1	21-29-0
Passing Yards	308	250
TOTAL OFFENSE	476	556
Punts-Average	3-47.0	4-34.2
Fumbles-Lost	0-0	2-1
Penalties-Yards	2-19	9-101
Sacks By-Yards	0-0	3-4
3rd Down Conversions	7-20	6-13
4th Down Conversions	3-6	2-2
Time of Possession	31:59	28:01

RUSHING: ECU—J. Summers 18-114, 1 TD; P. Nelson 5-28; A. Scott 8-20; D. Anderson 1-6; G. Minshew 3-0. **USF—M. Mack** 18-152, 2 TD; Q. Flowers 16-115; D. Johnson 7-36; T. Sands 1-3.

PASSING: ECU—G. Minshew 21-33-1, 220, 1 TD; P. Nelson 12-23-0, 88. **USF—Q. Flowers** 21-29-0, 250, 3 TD.

RECEIVING: ECU—Z. Jones 18-145, 1 TD; Q. Johnson 4-31; J. Summers 4-25; D. Farrier 3-86; A. Scott 2-11; T. Green 1-7; J. Williams 1-3. **USF—R. Adams** 7-113, 1 TD; D. Johnson 5-53, 2 TD; M. Mack 3-5; M. Wilcox 2-52; T. McCants 2-12; R. Bronson 1-10; M. Scantling 1-5.

Game 7 October 22, 2016 Nippert Stadium, Cincinnati, Ohio

East Carolina	19
Cincinnati	31

Cincinnati, Ohio – The Bearcat defense halted a pair of fourth-quarter Pirate drives with a forced fumble and a fourth-down stop to help Cincinnati post a 31-19 American Athletic Conference victory over East Carolina at Nippert Stadium ... Trailing only 24-19, ECU marched down to the Bearcat 27-yard line with 6:56 to play but defensive end Kevin Mouhoni's hit on Anthony Scott jarred the ball loose and linebacker Eric Wilson subsequently recovered at the 14 ... The Pirate defense responded with a three-and-out on the Bearcats' next possession, however ECU managed just nine yards before Cincinnati stopped James Summers short on a fourth-and-one carry at the UC 41-yard line ... Bearcat quarterback Gunner Kiel, who passed for 348 yards on a 23-of-40 effort in his first start of the season, delivered his fourth TD throw of the night by connecting with Kahlil Lewis on a 32-yard strike to secure the triumph with 2:44 remaining in the contest ... ECU quarterback Philip Nelson completed 28-of-43 passes for 283 yards and a pair of touchdowns, but was also picked off twice – the last coming at midfield on a first-and-10 snap with 2:33 left to play ... The loss spoiled a strong outing by Pirate receiver Jimmy Williams, who made seven receptions for 129 yards and two TDs ... After a defensive struggle produced a 14-3 Bearcat halftime lead, Williams' capped ECU's first second-half possession with a 28-yard scoring grab to trim the margin to four ... The two teams traded field goals for a 17-13 UC edge before Lewis' nine-yard TD catch pushed the Bearcat lead to 11 to close out the third period ... Nelson found Williams again, this time for 37 yards, to trim the deficit to 24-19 to open the fourth stanza and set up the two potential ECU game-winning drives.

East Carolina	3	0	10	6	-	19
Cincinnati	7	7	10	7	-	31

Scoring Summary

ECU–Davis Plowman 26 field goal, 10:09, 1st
 CIN–D.J. Dowdy 14 pass from Gunner Kiel (Josh Pasley kick), 0:37, 1st
 CIN–Kahlil Lewis 18 pass from Kiel (Pasley kick), 0:28, 2nd
ECU–Jimmy Williams 28 pass from Philip Nelson (Plowman kick), 12:43, 3rd
 CIN–Pasley 42 field goal, 9:41, 3rd
ECU–Plowman 37 field goal, 4:39, 3rd
 CIN–Lewis 9 pass from Kiel (Pasley kick), 0:50, 3rd
ECU–Williams 37 pass from Nelson (Nelson pass failed), 12:54, 4th
 CIN–Lewis 32 pass from Kiel (Pasley kick), 2:44, 4th
Attendance: 32,022; **Weather:** clear, 63 degrees
CBS Sports Network: Dave Ryan (play-by-play), Corey Chavous (analyst), Melanie Collins (reporter)

Statistics	ECU	CIN
First Downs	28	25
Rushing Attempts	44	35
Rushing Yards	221	165
Completions-Attempts-Int.	28-43-2	23-40-0
Passing Yards	283	348
TOTAL OFFENSE	504	513
Punts-Average	4-37.0	6-37.5
Fumbles-Lost	2-1	0-0
Penalties-Yards	4-34	9-82
Sacks By-Yards	0-0	0-0
3rd Down Conversions	8-17	6-15
4th Down Conversions	2-3	0-1
Time of Possession	30:19	29:41

RUSHING: ECU–J. Summers 21-95; A. Scott 13-70; P. Nelson 10-56. CIN–M. Boone 14-88; T. Green 15-71; G. Kiel 2-10; D. Gray 1-3.
PASSING: ECU–P. Nelson 28-43-2, 283, 2 TD. CIN–G. Kiel 23-40-0, 348, 4 TD.
RECEIVING: ECU–Z. Jones 11-69; J. Williams 7-129, 2 TD; D. Farrier 4-49; J. Summers 3-26; Q. Johnson 2-9; A. Scott 1-1. CIN–K. Lewis 11-150, 3 TD; D. Gray 6-98; N. Cole 3-28; M. Boone 1-54; D. Dowdy 1-14, 1 TD; T. Green 1-4.

Game 8 October 29, 2016 Dowdy-Ficklen Stadium, Greenville, N.C.

Connecticut	3
East Carolina	41

Greenville, N.C. – East Carolina used all three phases of its game in impressive fashion to halt a five-game losing streak by routing Connecticut 41-3 in an American Athletic Conference matchup at Dowdy-Ficklen Stadium ... Offensively, the Pirates got scoring throws from three different passers and were a perfect five-of-five in the redzone, while the ECU defensive unit broke a sack drought with four quarterback drops, held the Huskies to only 89 rushing yards and three points – the lowest scoring tally for a Pirate opponent since 2008 ... Special teams play generated a turnover, accounted for a 46.0 punting average and successfully converted all seven of its kicks (5-5 PATs, 2-2 FGs) ... The Pirates broke open a 14-3 halftime lead by scoring on four consecutive possessions, starting with a 39-yard Davis Plowman field goal to open the third period, to extend the cushion to 38-3 on Jimmy Williams' 31-yard touchdown reception with 14:52 remaining ... Receiver Zay Jones, who also tossed his first career TD pass late in the first half by connecting with quarterback Philip Nelson from two yards out, recorded 19 catches for 185 yards to move into second place on the NCAA FBS career receptions list with 355 ... Summers accounted for three scores during the afternoon – catching a four-yarder from Nelson before reaching paydirt on a one-yard run and later hooking up with Williams on a 31-yard strike ... Colby Gore and Bobby Fulp each picked off UConn quarterback Bryant Shirreffs.

Connecticut	0	3	0	0	-	3
East Carolina	7	7	17	10	-	41

Scoring Summary

ECU–James Summers 4 pass from Philip Nelson (Davis Plowman kick), 8:38, 1st
 UCONN–Bobby Puyol 34 field goal, 3:14, 2nd
ECU–Nelson 2 pass from Zay Jones (Plowman kick), 0:45, 2nd
ECU–Plowman 39 field goal, 12:42, 3rd
ECU–Summers 1 run (Plowman kick), 5:52, 3rd
ECU–Jones 3 pass from Nelson (Plowman kick), 5:22, 3rd
ECU–Jimmy Williams 31 pass from Summers (Plowman kick), 14:52, 4th
ECU–Plowman 25 field goal, 8:30, 4th
Attendance: 41,370; **Weather:** clear, 71 degrees
ESPNNews: Mike Couzens (play-by-play), Dan Hawkins (analyst)

Statistics	UConn	ECU
First Downs	14	25
Rushing Attempts	31	40
Rushing Yards	89	136
Completions-Attempts-Int.	18-35-2	33-47-0
Passing Yards	206	294
TOTAL OFFENSE	295	430
Punts-Average	4-42.5	5-46.0
Fumbles-Lost	1-1	1-0
Penalties-Yards	4-34	5-35
Sacks By-Yards	1-8	4-18
3rd Down Conversions	5-15	6-17
4th Down Conversions	0-4	3-4
Time of Possession	27:29	32:31

RUSHING: UCONN–B. Shirreffs 14-46; G. Anderson 2-17; A. Newsome 10-15; R. Johnson 3-11; J. Thompson 1-5; N. Thomas 1-(-5). ECU–J. Summers 19-84, 1 TD; D. Anderson 4-32; S. Furlow 5-23; A. Scott 4-8; Z. Jones 1-0; P. Nelson 3-(-5).
PASSING: UCONN–B. Shirreffs 16-30-2, 180; G. Anderson 2-5-0, 26. ECU–P. Nelson 29-41-0, 253, 2 TD; G. Minshew 2-4-0, 8; Z. Jones 1-1-0, 1 TD; J. Summers 1-1-0, 31, 1 TD.
RECEIVING: UCONN–N. Thomas 7-135; A. Newsome 5-46; B. Lemelle 2-13; T. Beals 1-7; A. Bloom 1-5; H. Mayala 1-0; T. Myers 1-0. ECU–Z. Jones 19-185, 1 TD; J. Williams 6-71, 1 TD; D. Farrier 2-15; J. Coprich 1-8; Q. Johnson 1-8; J. Summers 1-4, 1 TD; P. Nelson 1-2, 1 TD; S. Furlow 1-1; A. Scott 1-0.

Game 9 November 5, 2016 H.A. Chapman Stadium, Tulsa, Okla.

East Carolina	24
Tulsa	45

Tulsa, Okla. – Tulsa dominated the ground game on both sides of the ball to cruise to a 45-24 American Athletic Conference win over East Carolina at Chapman Stadium ... The Golden Hurricane featured a pair of 100-yard rushers in James Flanders (181) and D'Angelo Brewer (180) who combined for three touchdowns, while the Tulsa defense limited the Pirates to a paltry 38 yards on 30 carries – an average of just 1.3 per attempt ... Quarterback Dane Evans complemented the TU ground attack by adding 274 passing yards and three scoring tosses, two of which ended up in the hands of Josh Atkinson from three and 64 yards out ... The Golden Hurricane jumped out to a 24-7 halftime lead, thanks in large part to limiting ECU rushers to a combined two yards ... The Pirates pulled to within 10 when James Summers' one-yard plunge made it 24-14 with 12:49 left in the third quarter ... Tulsa answered with consecutive TD drives, the last one capped by Atkinson's long scoring catch at the 6:01 mark ... The loss spoiled another record-setting night for ECU's Zay Jones, who set the school and AAC single-season standard for receptions after grabbing 13 balls for a team-high 206 yards to push his 2016 total to 127 catches ... Gardner Minshew completed 29-of-49 passes for a personal-best 336 yards in relief of a struggling Philip Nelson, but the pair was harassed by a swarming Golden Hurricane pass rush that netted seven sacks.

East Carolina	7	0	10	7	-	24
Tulsa	14	10	14	7	-	45

Scoring Summary

TLS–James Flanders 22 run (Redford Jones kick), 11:57, 1st
 TSL–Keevan Lucas 14 pass from Dane Evans (Jones kick), 6:43, 1st
ECU–Zay Jones 51 pass from Philip Nelson (Davis Plowman kick), 4:41, 1st
 TLS–Jones 41 field goal, 6:10, 2nd
 TLS–Josh Atkinson 3 pass from Evans (Jones kick), 0:24, 2nd
ECU–James Summers 1 run (Plowman kick), 12:49, 3rd
 TLS–Flanders 7 run (Jones kick), 11:04, 3rd
ECU–Plowman 39 field goal, 7:02, 3rd
 TLS–Atkinson 64 pass from Evans (Jones kick), 6:01, 3rd
 TLS–D'Angelo Brewer 4 run (Jones kick), 1:38, 4th
ECU–Quay Johnson 10 pass from Gardner Minshew (Plowman kick), 0:27, 4th
Attendance: 17,557; Weather: clear, 65 degrees
ESPNNews: Shawn Kenney (play-by-play), Watson Brown (analyst)

Statistics	ECU	TLS
First Downs	27	37
Rushing Attempts	30	54
Rushing Yards	38	342
Completions-Attempts-Int.	38-62-0	22-38-0
Passing Yards	436	274
TOTAL OFFENSE	474	616
Punts-Average	8-45.8	7-42.7
Fumbles-Lost	2-0	2-0
Penalties-Yards	13-117	10-86
Sacks By-Yards	2-16	7-68
3rd Down Conversions	5-18	6-14
4th Down Conversions	2-4	0-0
Time of Possession	28:10	31:50

RUSHING: ECU–J. Summers 13-56, 1 TD; D. Farrier 1-17; D. Anderson 4-12; G. Minshew 5-(-20); P. Nelson 7-(-28). **TLS**–J. Flanders 28-181, 2 TD; D. Brewer 23-180, 1 TD; D. Evans 2-(-16).

PASSING: ECU–G. Minshew 29-49-0, 336, 1 TD; P. Nelson 9-13-0, 100, 1 TD. **TLS**–D. Evans 22-38-0, 274, 3 TD.

RECEIVING: ECU–Z. Jones 13-206, 1 TD; Q. Johnson 9-96, 1 TD; J. Summers 5-18; D. Farrier 3-29; B. Bishop 3-20; J. Williams 2-34; T. Green 2-26; D. Anderson 1-7. **TLS**–J. Atkinson 10-123, 2 TD; K. Lucas 7-91, 1 TD; J. Hobbs 3-34; K. Johnson 2-26.

Game 10 November 12, 2016 Dowdy-Ficklen Stadium, Greenville, N.C.

SMU	55
East Carolina	31

Greenville, N.C. – Sparked by a 28-point second quarter and a defensive unit that forced five turnovers, four of which were converted into touchdowns, SMU rolled to an impressive 55-31 American Athletic Conference triumph over East Carolina at Dowdy-Ficklen Stadium ... In addition to a pair of pick-sixes by senior cornerback Horace Richardson, running backs Ke'Mon Freeman (11) and Braeden West (108) spearheaded a 240-yard ground attack, while receiver Courland Sutton hauled in 12 receptions for 166 yards and two TDs to lead the Mustangs offensively ... The Pirates, who were officially eliminated from bowl contention with the loss, used a Zay Jones eight-yard scoring catch late in the second quarter to pull within 38-24 at the break ... Richardson's 80-yard return of an errant Gardner Minshew pass on ECU's first possession of the third quarter sealed the Pirates' fate ... In addition to the five takeaways, East Carolina was limited to only five third-down conversions in 14 attempts and were flagged nine times for 84 yards ... Jones (173 yards) matched Sutton with 12 receptions, but Minshew and starter Philip Nelson were intercepted a combined three times.

SMU	10	28	10	7	-	55
East Carolina	7	17	0	7	-	31

Scoring Summary

ECU–Philip Nelson 7 run (Davis Plowman kick), 12:37, 1st
 SMU–Josh Williams 20 field goal, 7:48, 1st
 SMU–Courtland Sutton 8 pass from Ben Hicks (Williams kick), 4:45, 1st
ECU–James Summers 14 run (Plowman kick), 14:54, 2nd
 SMU–Ke'Mon Freeman 39 run (Williams kick), 12:41, 2nd
ECU–Plowman 27 field goal, 9:47, 2nd
 SMU–James Proche 10 pass from Hicks (Williams kick), 6:05, 2nd
 SMU–Horace Richardson 70 interception return (Williams kick), 4:53, 2nd
 SMU–Sutton 22 pass from Hicks (Williams kick), 1:09, 2nd
ECU–Zay Jones 8 pass from Gardner Minshew (Plowman kick), 0:00, 2nd
 SMU–Richardson 80 interception return (Williams kick), 11:32, 3rd
 SMU–Williams 32 field goal, 5:09, 3rd
 SMU–Kevin Johnson 10 run (Williams kick), 13:49, 4th
ECU–Devin Anderson 2 run (Plowman kick), 11:19, 4th
Attendance: 42,908; Weather: mostly clear, 54 degrees
ESPNNews: Mike Couzens (play-by-play), Dan Hawkins (analyst)

Statistics	SMU	ECU
First Downs	25	27
Rushing Attempts	47	32
Rushing Yards	240	152
Completions-Attempts-Int.	19-32-0	29-49-3
Passing Yards	237	314
TOTAL OFFENSE	477	466
Punts-Average	3-34.7	3-34.7
Fumbles-Lost	0-0	4-2
Penalties-Yards	6-60	9-84
Sacks By-Yards	2-14	1-5
3rd Down Conversions	12-18	5-14
4th Down Conversions	1-1	3-4
Time of Possession	34:48	25:12

RUSHING: SMU–K. Freeman 18-111, 1 TD; B. West 20-104; K. Johnson 2-17, 1 TD; D. Colbert 3-8; J. Paden 1-2; B. Hicks 2-0. **ECU**–J. Summers 12-89, 1 TD; D. Anderson 15-63, 1 TD; P. Nelson 3-4, 1 TD; G. Minshew 2-(-4).

PASSING: SMU–B. Hicks 18-30-0, 235, 3 TD; J. Proche 1-2-0, 2. **ECU**–G. Minshew 18-30-1, 170, 1 TD; P. Nelson 11-19-2, 144.

RECEIVING: SMU–C. Sutton 12-166, 2 TD; J. Proche 3-11, 1 TD; K. Freeman 2-48; X. Castille 1-10; B. Hicks 1-2. **ECU**–Z. Jones 12-173, 1 TD; Q. Johnson 8-75; B. Bishop 2-25; T. Green 2-17; J. Williams 2-7; J. Summers 2-3; D. Farrier 1-14.

Game 11

November 19, 2016
Dowdy-Ficklen Stadium, Greenville, N.C.

Navy	66
East Carolina	31

Greenville, N.C. – Navy’s vaunted triple-option attack racked up 480 ground yards and helped the Midshipmen score on 10 of 12 offensive possessions during a 66-31 American Athletic Conference victory over East Carolina at Dowdy-Ficklen Stadium ... The loss dampened the Pirates’ Senior Day festivities and a record-setting performance by receiver Zay Jones, who established a NCAA FBS career standard in receptions ... Jones’ 19-yard grab of a Gardner Minshew pass in the second quarter marked his 388th, surpassing the previous record of 387 set by ECU’s Justin Hardy from 2011 to 2014 ... Quarterback Will Worth (159/4) and fullback Shawn White (150/5) combined for 309 rushing yards and seven touchdowns to spearhead the Midshipmen offensively ... After the Pirates jumped out to a 17-7 lead on Davis Plowman’s 43-yard field goal early in the second quarter, Navy rolled off 38-straight points to establish a commanding 45-17 cushion midway through the third period ... James Summers, who ran for a team-high 134 yards, scored on an 81-yarder to halt the Mids’ scoring charge, while Jones finished with 12 catches for a career-high 212 yards and two TDs.

Navy	7	24	21	14	–	66
East Carolina	14	3	14	0	–	31

Scoring Summary

ECU–Zay Jones 40 pass from Gardner Minshew (Davis Plowman kick), 11:44, 1st

NAVY–Will Worth 8 run (Bennett Moehring kick), 8:23, 1st

ECU–Jimmy Williams 6 pass from Minshew (Plowman kick), 3:16, 1st

ECU–Plowman 43 field goal, 10:12, 2nd

NAVY–Worth 1 run (Moehring kick), 7:45, 2nd

NAVY–Shawn White 41 run (Moehring kick), 6:12, 2nd

NAVY–White 7 run (Moehring kick), 2:56, 2nd

NAVY–Moehring 29 field goal, 0:14, 2nd

NAVY–Calvin Cass 16 run (Moehring kick), 9:04, 3rd

NAVY–Worth 1 run (Moehring kick), 8:37, 3rd

ECU–James Summers 81 run (Plowman kick), 7:40, 3rd

NAVY–Worth 4 run (Moehring kick), 4:24, 3rd

ECU–Jones 77 pass from Minshew (Plowman kick), 2:59, 3rd

NAVY–White 1 run (Moehring kick), 1:13, 4th

NAVY–Jahmaal Daniel 2 run (Moehring kick), 7:15, 4th

Attendance: 39,480; **Weather:** mostly clear, 74 degrees

ESPNNews: Kevin Brown (play-by-play), Al Groh (analyst)

Statistics	NAVY	ECU
First Downs	28	12
Rushing Attempts	68	25
Rushing Yards	480	176
Completions-Attempts-Int.	3-5-0	16-25-0
Passing Yards	113	238
TOTAL OFFENSE	593	414
Punts-Average	1-45.9	4-42.0
Fumbles-Lost	0-0	3-1
Penalties-Yards	4-40	1-5
Sacks By-Yards	0-0	0-0
3rd Down Conversions	7-10	6-12
4th Down Conversions	0-0	0-1
Time of Possession	36:38	23:22

RUSHING: NAVY–W. Worth 28-159, 4 TD; S. White 11-150, 3 TD; M. Swain 10-74; D. Bonner 3-32; C. Cass 2-18, 1 TD; Z. Abey 5-16; A. Gargiulo 3-12; J. Daniel 2-11, 1 TD; D. Romine 2-6; T. Gulley 1-4. **ECU**–J. Summers 14-134, 1 TD; D. Anderson 7-35; G. Minshew 3-9.

PASSING: NAVY–W. Worth 3-5-0, 113. **ECU**–G. Minshew 16-25-0, 238, 3 TD.

RECEIVING: NAVY–J. Tillman 2-66; T. Carmona 1-47. **ECU**–Z. Jones 12-212, 2 TD; J. Williams 3-21, 1 TD; B. Bishop 1-5.

Game 12

November 26, 2016
Lincoln Financial Field, Philadelphia, Pa.

East Carolina	10
Temple	37

Philadelphia, Pa. – Temple’s physical defense limited East Carolina to season lows in points and total yardage during a 37-10 American Athletic Conference win at Lincoln Financial Field ... The loss ended the Pirates’ season at 3-9 (1-7 in AAC) and sent the Owls to the league title game the following week ... ECU was held to 225 overall yards, which also snapped a streak of 11-straight 400-plus yard outings ... The Pirates jumped out to an early 7-0 lead when Gardner Minshew, starting in place of an injured Philip Nelson, connected with Jimmy Williams on a 13-yard scoring toss to successfully cap East Carolina’s first possession of the contest ... Defensively, Temple reponed by holding ECU to a combined 38 yards on its next five first-half drives that resulted in four punts and a lost fumble ... Meanwhile, the Owls got untracked offensively and used three short scoring runs by Ryquell Armstead (two) and Jahad Thomas to build a 21-7 edge at intermission ... Thomas (24-152) sparked a bruising Temple ground game that generated 256 yards on 46 carries (5.6 ypc) that also limited the Pirates to just four second-half possessions which only produced a 41-yard field goal by Davis Plowman early in the fourth quarter to cut the deficit to 27-10 with 12:46 to play ... The Owls answered with an Aaron Boucherhi three-pointer and a 14-yard TD run by Jager Gardner in the final seven-plus minutes to provide the final margin ... The loss spoiled another record-setting performance by Zay Jones in what was his final collegiate game ... Jones’ two-yard reception in the second quarter marked his 152nd catch of the year, which eclipsed the previous NCAA FBS single-season standard of 151 set by Bowling Green’s Freddie Barnes in 2009.

East Carolina	7	0	0	3	–	10
Temple	7	14	6	10	–	37

Scoring Summary

ECU–Jimmy Williams 13 pass from Gardner Minshew (Davis Plowman kick), 9:52, 1st

TEM–Ryquell Armstead 2 run (Aaron Boucherhi kick), 7:38, 1st

TEM–Armstead 1 run (Boucherhi kick), 2:07, 2nd

TEM–Jahad Thomas 3 run (Boucherhi kick), 1:09, 2nd

TEM–Thomas 3 run (Boucherhi kick blocked), 1:21, 3rd

ECU–Plowman 41 field goal, 12:46, 4th

TEM–Boucherhi 35 field goal, 7:19, 4th

TEM–Jager Gardner 14 run (Boucherhi kick), 3:33, 4th

Attendance: 28,373; **Weather:** clear, 45 degrees

ESPNNews: Alex Faust (play-by-play), Kevin Weidl (analyst)

Statistics	ECU	TEM
First Downs	13	23
Rushing Attempts	27	46
Rushing Yards	42	256
Completions-Attempts-Int.	21-34-0	12-20-0
Passing Yards	183	158
TOTAL OFFENSE	225	414
Punts-Average	6-46.2	3-41.0
Fumbles-Lost	2-1	0-0
Penalties-Yards	4-33	0-0
Sacks By-Yards	0-0	2-16
3rd Down Conversions	10-18	6-11
4th Down Conversions	0-0	1-1
Time of Possession	27:05	32:55

RUSHING: ECU–J. Summers 19-52; D. Anderson 2-8; Q. Johnson 1-4; G. Minshew 5-(-22). **TEM**–J. Thomas 24-152, 2 TD; R. Armstead 10-35, 2 TD; J. Gardner 3-20, 1 TD; N. Sharga 3-20; K. Kirkwood 2-20; I. Wright 4-9.

PASSING: ECU–G. Minshew 21-34-0, 183, 1 TD. **TEM**–P. Walker 12-20-0, 158.

RECEIVING: ECU–Z. Jones 7-61; J. Williams 5-86, 1 TD; Q. Johnson 4-23; B. Bishop 2-10; D. Anderson 1-5; S. Baggett 1-1; J. Summers 1-(-3). **TEM**–A. Jennings 6-100; V. Bryant 2-35; I. Wright 2-19; K. Kirkwood 1-2; J. Thomas 1-2.

2016 Statistics

Team Statistics	ECU	OPP
SCORING	324	433
Points Per Game	27.0	36.1
Points Off Turnovers	24	78
FIRST DOWNS	287	256
Rushing	92	129
Passing	177	107
Penalty	18	20
RUSHING YARDAGE	1589	2742
Yards gained rushing	1926	2926
Yards lost rushing	337	184
Rushing Attempts	404	506
Average Per Rush	3.9	5.4
Average Per Game	132.4	228.5
TDs Rushing	13	34
PASSING YARDAGE	4016	2691
Comp-Att-Int	359-554-12	194-338-5
Average Per Pass	7.2	8.0
Average Per Catch	11.2	13.9
Average Per Game	334.7	224.2
TDs Passing	26	17
TOTAL OFFENSE	5605	5433
Total Plays	958	844
Average Per Play	5.9	6.4
Average Per Game	467.1	452.8
Kick Returns: #-Yards	54-997	47-1028
Punt Returns: #-Yards	10-18	17-192
Int Returns: #-Yards	5-44	12-270
Kick Return Average:	18.5	21.9
Punt Return Average:	1.8	11.3
Int Return Average:	8.8	22.5
Fumbles-Lost:	24-12	8-3
PENALTIES-YARDS	60-521	76-673
Average Per Game	43.4	56.1
PUNTS-YARDS	52-2159	58-2304
Average Per Punt	41.5	39.7
Net Punt Average	37.1	38.0
KICKOFFS-YARDS	65-3788	81-4780
Average Per Kick	58.3	59.0
Net Kick Average	37.1	39.9
TIME OF POSSESSION/GAME	30:10	29:50
3RD-DOWN CONVERSIONS	77/194	73/170
3rd-Down Pct	40%	43%
4TH-DOWN CONVERSIONS	21/35	6/16
4th-Down Pct	60%	38%
Sacks By-Yards:	8-47	31-222
Misc Yards:	0	34
Touchdowns Scored:	39	56
Field Goals-Attempts:	18-25	13-17
On-Side Kicks:	0-5	0-0
Red-Zone Scores:	(34-46) 74%	(49-55) 89%
Red-Zone Touchdowns:	(25-46) 54%	(37-55) 67%
PAT-Attempts:	(34-35) 97%	(54-55) 98%
ATTENDANCE	264,680	252,445
Games/Avg Per Game	6/44,113	6/42,074
Neutral Site Games		0/0

SCORE BY QUARTERS		1st	2nd	3rd	4th	Total			
East Carolina		70	71	114	69	324			
Opponents		83	163	87	100	433			
RUSHING	GP	Att	Gain	Loss	Net	Avg	TD	Long	Avg/G
James Summers	12	162	915	46	869	5.4	7	81	72.4
Anthony Scott	8	79	413	29	384	4.9	2	48	48.0
Devin Anderson	11	57	274	16	258	4.5	2	28	23.5
Philip Nelson	10	62	208	151	57	0.9	2	16	5.7
Zay Jones	12	4	25	1	24	6.0	0	13	2.0
Shawn Furlow	12	5	23	0	23	4.6	0	6	1.9
Deondre Farrier	11	1	17	0	17	17.0	0	17	1.5
Quay Johnson	12	4	11	2	9	2.2	0	4	0.8
Hussein Howe	12	3	7	0	7	2.3	0	4	0.6
Messiah Rice	10	0	1	0	1	0.0	0	0	0.1
Team	4	6	0	9	-9	-1.5	0	0	-2.2
Worth Gregory	12	1	0	15	-15	-15.0	0	0	-1.2
Gardner Minshew	7	20	32	68	-36	-1.8	0	7	-5.1
Total	12	404	1926	337	1589	3.9	13	81	132.4
Opponents	12	506	2926	184	2742	5.4	34	65	228.5
PASSING	G	Effic	Comp-Att-Int	Pct	Yds	TD	Lng	Avg/G	
Philip Nelson	10	141.54	237-349-8	67.9	2621	16	75	262.1	
Gardner Minshew	7	124.03	119-202-4	58.9	1347	8	77	192.4	
James Summers	12	458.20	2-2-0	100.0	46	1	31	3.8	
Zay Jones	12	446.80	1-1-0	100.0	2	1	2	0.2	
Worth Gregory	12	0.00	0-0-0	0.0	0	0	0	0.0	
Total	12	136.85	359-554-12	64.8	4016	26	77	334.7	
Opponents	12	137.91	194-338-5	57.4	2691	17	80	224.2	
RECEIVING	G	No.	Yds	Avg	TD	Long	Avg/G		
Zay Jones	12	158	1746	11.1	8	77	145.5		
Quay Johnson	12	58	563	9.7	3	75	46.9		
Jimmy Williams	12	45	818	18.2	8	75	68.2		
Anthony Scott	8	23	164	7.1	3	32	20.5		
Deondre Farrier	11	21	305	14.5	1	46	27.7		
James Summers	12	19	109	5.7	1	39	9.1		
Brandon Bishop	12	10	92	9.2	0	18	7.7		
Devin Anderson	11	9	62	6.9	1	15	5.6		
Terrell Green	12	7	78	11.1	0	20	6.5		
Steve Baggett	12	5	62	12.4	0	22	5.2		
Jeffrey Coprich	5	2	14	7.0	0	8	2.8		
Philip Nelson	10	1	2	2.0	1	2	0.2		
Shawn Furlow	12	1	1	1.0	0	1	0.1		
Total	12	359	4016	11.2	26	77	334.7		
Opponents	12	194	2691	13.9	17	80	224.2		
PUNT RETURNS	No.	Yds	Avg	TD	Long				
Quay Johnson	9	17	1.9	0	14				
Devaris Brunson	1	1	1.0	0	0				
Total	10	18	1.8	0	14				
Opponents	17	192	11.3	1	87				
INTERCEPTIONS	No.	Yds	Avg	TD	Long				
Colby Gore	2	8	4.0	0	8				
Travon Simmons	1	7	7.0	0	7				
Yiannis Bowden	1	5	5.0	0	5				
Bobby Fulp	1	24	24.0	0	18				
Total	5	44	8.8	0	18				
Opponents	12	270	22.5	3	80				
KICK RETURNS	No.	Yds	Avg	TD	Long				
Chris Love	21	445	21.2	0	42				
Quay Johnson	12	214	17.8	0	26				
James Summers	7	143	20.4	0	25				

Davis Plowman led the Pirates in scoring with 80 points in 2016.



Shawn Furlow	6	156	26.0	0	45
Hussein Howe	4	31	7.8	0	17
Anthony Watley	1	0	0.0	0	0
Jordan Williams	1	0	0.0	0	0
Brian Hardy	1	8	8.0	0	8
Pat Green	1	0	0.0	0	0
Total	54	997	18.5	0	45
Opponents	47	1028	21.9	1	100

FUMBLE RETURNS					
	No.	Yds	Avg	TD	Long
Travon Simmons	1	5	5.0	0	5
Total	1	5	5.0	0	5
Opponents	1	7	7.0	0	7

[----- PATS -----]									
SCORING	TD	FGs	Kick	Rush	Rcv	Pass	DXP	Saf	Points
Davis Plowman	0	17-23	29-30	0-0	0	0-0	0	0	80
Zay Jones	8	0-0	0-0	0-0	1	0-1	0	0	50
Jimmy Williams	8	0-0	0-0	0-0	0	0-0	0	0	48
James Summers	8	0-0	0-0	0-0	0	0-0	0	0	48
Anthony Scott	5	0-0	0-0	0-0	0	0-0	0	0	30
Quay Johnson	3	0-0	0-0	0-0	0	0-0	0	0	18
Philip Nelson	3	0-0	0-0	0-0	0	0-1	0	0	18
Devin Anderson	3	0-0	0-0	0-0	0	0-0	0	0	18
Jake Verity	0	1-2	5-5	0-0	0	0-0	0	0	8
Deondre Farrier	1	0-0	0-0	0-0	0	0-0	0	0	6
Gardner Minshew	0	0-0	0-0	0-0	0	1-2	0	0	0
Total	39	18-25	34-35	0-0	1	1-4	0	0	324
Opponents	56	13-17	54-55	0-0	0	0-1	0	2	433

TOTAL OFFENSE						
	G	Plays	Rush	Pass	Total	Avg/G
Philip Nelson	10	411	57	2621	2678	267.8
Gardner Minshew	7	222	-36	1347	1311	187.3

James Summers	12	164	869	46	915	76.2
Anthony Scott	8	79	384	0	384	48.0
Devin Anthony	11	57	258	0	258	23.5
Zay Jones	12	5	24	2	26	2.2
Shawn Furlow	12	5	23	0	23	1.9
Deondre Farrier	11	1	17	0	17	1.5
Quay Johnson	12	4	9	0	9	0.8
Hussein Howe	12	3	7	0	7	0.6
Messiah Rice	10	0	1	0	1	0.1
Team	4	6	-9	0	-9	-2.2
Worth Gregory	12	1	-15	0	-15	-1.2
Total	12	958	1589	4016	5605	467.1
Opponents	12	844	2742	2691	5433	452.8

FIELD GOALS	FGM-FGA	Pct	01-19	20-29	30-39	40-49	50-99	Lg	Blk
Davis Plowman	17-23	73.9	0-0	4-6	5-6	8-11	0-0	49	2
Jake Verity	1-2	50.0	0-0	1-1	0-1	0-0	0-0	27	0

FG SEQUENCE	East Carolina	Opponents
Western Carolina	(42),39	-
NC State	(23),(43),40	44,42,(30)
South Carolina	(32),(43),25,(45)	(37),(39)
Virginia Tech	26,(27)	(20)
UCF	31	(19)
USF	(40),(49),42,(31)	(26)
Cincinnati	(26),(37)	39,(42)
Connecticut	(39),(25)	46,(34)
Tulsa	(39)	(41)
SMU	(27)	(20),(32)
Navy	(43)	(29)
Temple	41,(41)	(35)

Numbers in parentheses indicate field goal was made.

PUNTING	No.	Yds	Avg	Long	TB	FC	I20	50+	Blkd
Worth Gregory	51	2159	42.3	65	2	17	15	9	0
Team	1	0	0.0	0	0	0	0	0	1
Total	52	2159	41.5	65	2	17	15	9	1
Opponents	58	2304	39.7	70	4	19	26	7	1

KICKOFFS	No.	Yds	Avg	TB	OB	Retn	Net	YdLn
Caleb Pratt	41	2390	58.3	13	2			
Davis Plowman	22	1300	59.1	1	0			
Worth Gregory	2	98	49.0	0	1			
Total	65	3788	58.3	14	3	1028	37.1	27
Opponents	81	4780	59.0	22	3	997	39.9	25

ALL PURPOSE	G	Rush	Rec	PR	KOR	IR	Tot	Avg/G
Zay Jones	12	24	1746	0	0	0	1770	147.5
James Summers	12	869	109	0	143	0	1121	93.4
Jimmy Williams	12	0	818	0	0	0	818	68.2
Quay Johnson	12	9	563	17	214	0	803	66.9
Anthony Scott	8	384	164	0	0	0	548	68.5
Chris Love	11	0	0	0	445	0	445	40.5
Deondre Farrier	11	17	305	0	0	0	322	29.3
Devin Anderson	11	258	62	0	0	0	320	29.1
Shawn Furlow	12	23	1	0	156	0	180	15.0
Brandon Bishop	12	0	92	0	0	0	92	7.7
Terrell Green	12	0	78	0	0	0	78	6.5
Steve Baggett	12	0	62	0	0	0	62	5.2
Philip Nelson	10	57	2	0	0	0	59	5.9
Hussein Howe	12	7	0	0	31	0	38	3.2
Bobby Fulp	10	0	0	0	0	24	24	2.4
Jeffrey Coprich	5	0	14	0	0	0	14	2.8
Brian Hardy	12	0	0	0	8	0	8	0.7
Colby Gore	12	0	0	0	0	8	8	0.7
Travon Simmons	12	0	0	0	0	7	7	0.6
Yiannis Bowden	11	0	0	0	0	5	5	0.5
Messiah Rice	10	1	0	0	0	0	1	0.1
Devaris Brunson	3	0	0	1	0	0	1	0.3
Team	4	-9	0	0	0	0	-9	-2.2
Worth Gregory	12	-15	0	0	0	0	-15	-1.2
Gardner Minshew	7	-36	0	0	0	0	-36	-5.1
Total	12	1589	4016	18	997	44	6664	555.3
Opponents	12	2742	2691	192	1028	270	6923	576.9



“Money” Plays

Money plays are defined as plays resulting in first down or a touchdown

RUSHES	1st	TD	No.	Att
James Summers	44	7	47	160
Devin Anderson	15	2	17	57
Anthony Scott	16	2	17	79
Philip Nelson	13	2	15	43
Zay Jones	2	0	2	4
Deondre Farrier	1	0	1	1
Shawn Furlow	1	0	1	5
Totals	92	13	100	373

RECEPTIONS	1st	TD	No.	Rec
Zay Jones	89	8	93	158
Quay Johnson	26	3	28	58
Jimmy Williams	27	8	28	45
Deondre Farrier	14	1	14	21
Terrell Green	5	0	5	7
Anthony Scott	4	3	5	23
Devin Anderson	3	1	4	9
James Summers	4	1	4	19
Steve Baggett	3	0	3	5
Brandon Bishop	2	0	2	10
Philip Nelson	0	1	1	1
Totals	177	26	187	359

3RD DOWN RUSHES	1st	TD	No.	Att
James Summers	12	1	12	22
Anthony Scott	3	0	3	9
Devin Anderson	3	0	3	8
Philip Nelson	1	0	1	8
Totals	19	1	19	51

3RD DOWN RECEPTIONS	1st	TD	No.	Rec
Zay Jones	29	3	29	39
Jimmy Williams	8	2	9	13
Deondre Farrier	5	0	5	5
Quay Johnson	4	0	4	7
Anthony Scott	2	2	3	8
Steve Baggett	2	0	2	2
Terrell Green	2	0	2	3
Devin Anderson	2	0	2	4
Philip Nelson	0	1	1	1
James Summers	1	0	1	5
Totals	55	8	58	87

4TH DOWN RUSHES	1st	TD	No.	Att
Devin Anderson	2	0	2	3
James Summers	1	1	2	3
Anthony Scott	1	0	1	1
Philip Nelson	1	0	1	1
Totals	5	1	6	9

4TH DOWN RECEPTIONS	1st	TD	No.	Rec
Zay Jones	8	0	8	8
Jimmy Williams	3	1	3	3
Quay Johnson	1	0	1	2
Terrell Green	1	0	1	1
James Summers	1	1	1	1
Devin Anderson	1	0	1	1
Totals	15	2	15	16

James Summers tallied 1,121 all-purpose yards to rank second on the team.

2016 Defensive Statistics

No.	Defensive Leaders	GP	Tackles				TFL/Yds	Sacks		Pass Def			Fumbles		Blkd Kick	Saf
			Solo	Ast	Total	No-Yards		Int-Yds	BrUp	QBH	Rcv-Yds	FF				
7	Jordan Williams	12	35	42	77	4.0-10	1.0-2	.	1	2	
55	Cam White	12	26	37	63	4.0-13	.	.	2	
22	Terrell Richardson	11	40	23	63	5.5-10	.	.	1	
1	Dayon Pratt	10	34	27	61	7.5-29	2.5-16	.	4	1	.	3	1	.	.	
3	Travon Simmons	12	29	24	53	0.5-0	.	1-7	3	.	1-5	
39	DaShaun Amos	12	34	17	51	2.0-8	1.0-7	.	3	
26	Colby Gore	12	29	14	43	2.0-6	1.0-5	2-8	5	
10	Yiannis Bowden	11	25	17	42	7.5-19	.	1-5	.	2	.	1	.	.	.	
42	Devon Sutton	10	22	18	40	.	.	.	1	
8	Bobby Fulp	10	21	11	32	2.5-3	.	1-24	5	
99	Fred Presley	12	13	14	27	2.5-9	1.0-5	.	1	1	
6	DaShawn Benton	11	13	14	27	.	.	.	1	
5	Corey Seargent	9	20	7	27	0.5-0	.	.	6	
21	Ray Tillman	11	16	10	26	.	.	.	1	.	1-0	
14	Travis Phillips	12	17	9	26	0.5-0	1-0	
56	Demetri McGill	10	9	14	23	3.0-8	.	.	1	2	
96	Kiante Anderson	11	8	12	20	4.5-14	0.5-4	.	.	2	
97	Demage Bailey	10	8	11	19	0.5-1	.	.	.	1	
13	Pat Green	10	4	10	14	0.5-2	.	.	1	
92	Mike Myers	10	4	10	14	1.0-3	.	.	2	1	
93	Jalen Price	9	4	8	12	1.0-2	
69	Justin Brown	12	3	7	10	1.0-2	.	.	2	1	.	.	1	.	.	
35	Chris Love	11	6	3	9	
30	Joe Carter	10	5	4	9	1	.	.	.	
44	Kendall Futrell	7	5	4	9	0.5-1	
2	Xavier Smith	12	4	3	7	
48	Anthony Gutierrez	6	4	2	6	1.0-2	
20	Austin Teague	12	2	4	6	
94	Alex Turner	7	4	1	5	
28	Hussein Howe	12	3	1	4	
33	Shawn Furlow	12	1	3	4	
91	Caleb Pratt	8	3	.	3	
50	Shaun James	12	3	.	3	1.0-4	
9	Nhyre Quinerly	5	1	1	2	
37	Trevian Hicks	11	1	1	2	
31	Devaris Brunson	3	1	1	2	1	.	
52	Kyle Erickson	6	1	1	2	
1	Deondre Farrier	11	2	.	2	
34	Devin Carlos	3	1	1	2	
38	Davis Plowman	11	2	.	2	
7	Zay Jones	12	2	.	2	
47	Anthony Ratliff	12	1	.	1	
41	Tony Baird	4	.	1	1	
5	Gardner Minshe	7	1	.	1	
87	Beau Huffman	12	1	.	1	
81	Jimmy Williams	12	1	.	1	
49	Brian Hardy	12	.	1	1	
Total		12	469	388	857	53-146	8-47	5-44	39	14	3-5	5	3	.	.	
Opponents		12	537	390	927	92.0-367	31-222	12-270	41	35	12-7	14	3	2	.	

2016 Game-By-Game Statistics

Date	Opponent	---RUSHING---				---RECEIVING---				-----PASSING-----				---KICK RET---				---PUNT RET---				Tot Off		
		No.	Yds	TD	Lg	No.	Yds	TD	Lg	Cmp	Att	Int	Yds	TD	Lg	No.	Yds	TD	Lg	No.	Yds		TD	Lg
Sept. 3	Western Carolina	38	275	2	48	29	413	5	33	29	33	0	413	5	33	2	44	0	24	2	2	0	1	688
Sept. 10	NC State	33	148	3	28	33	297	1	39	33	43	1	297	1	39	3	49	0	18	0	0	0	0	445
Sept. 17	at South Carolina	33	119	0	16	44	400	1	28	44	58	2	400	1	28	4	38	0	21	1	0	0	0	519
Sept. 24	at Virginia Tech	35	81	0	25	17	362	2	75	17	34	0	362	2	75	3	61	0	25	2	-4	0	0	443
Oct. 1	UCF	32	33	1	16	38	488	3	75	38	70	3	488	3	75	6	107	0	25	1	1	0	1	521
Oct. 8	at USF	35	168	1	31	33	308	1	46	33	56	1	308	1	46	6	103	0	20	1	6	0	6	476
Oct. 22	at Cincinnati	44	221	0	15	28	283	2	39	28	43	2	283	2	39	4	76	0	22	0	0	0	0	519
Oct. 29	Connecticut	40	136	1	23	33	294	4	31	33	47	0	294	4	31	0	0	0	0	1	-1	0	0	430
Nov. 5	at Tulsa	30	38	1	17	38	436	2	51	38	62	0	436	2	51	7	179	0	42	1	14	0	14	474
Nov. 12	SMU	32	152	3	17	29	314	1	39	29	49	3	314	1	39	8	121	0	38	0	0	0	0	466
Nov. 19	Navy	25	176	1	81	16	238	3	77	16	25	0	238	3	77	7	54	0	18	0	0	0	0	414
Nov. 26	at Temple	27	42	0	12	21	183	1	37	21	34	0	183	1	37	6	165	0	45	1	0	0	0	225
Totals		404	1589	13	81	359	4016	26	77	359	554	12	4016	26	77	54	997	0	45	10	18	0	14	5605
Opponent		506	2742	34	65	194	2691	17	80	194	338	5	2691	17	80	47	1028	1	100	17	192	1	87	5433

Games: 12
 Avg/rush: 3.9
 Avg/catch: 11.2
 Pass effic: 136.85
 KR avg: 18.5
 PR avg: 1.8
 All purpose avg/game: 555.3
 Total offense avg/gm: 467.1

Date	Opponent	-----TACKLES-----				-SACKS-		-FUMBLE-		-----PASS-----			Blkd Kick	-----KICKS--XPTS-----			
		Solo	Ast	Total	TFL-Yds	No.	Yds	FF	FR-Yds	Int-Yds	QBH	Brk		Att-Made	Run	Rcv	Saf
Sept. 3	Western Carolina	35	32	67	6.0-15	0.0-0	0	0-0	1-7	2	3	1	7-7	0	0	0	52
Sept. 10	NC State	43	22	65	5.0-13	1.0-8	1	1-5	0-0	1	3	0	4-3	0	0	0	33
Sept. 17	at South Carolina	32	4	36	3.0-9	0.0-0	0	0-0	0-0	2	4	0	0-0	0	0	0	15
Sept. 24	at Virginia Tech	24	56	80	6.0-13	0.0-0	0	0-0	0-0	0	0	0	2-2	0	0	0	17
Oct. 1	UCF	39	26	65	7.0-10	0.0-0	1	0-0	2-5	3	7	0	3-3	0	1	0	29
Oct. 8	at USF	45	22	67	2.0-6	0.0-0	2	1-0	0-0	0	2	0	1-1	0	0	0	22
Oct. 22	at Cincinnati	28	58	86	2.0-5	0.0-0	0	0-0	0-0	0	3	1	1-1	0	0	0	19
Oct. 29	Connecticut	40	22	62	10.0-33	4.0-18	1	1-0	2-32	5	4	0	5-5	0	0	0	41
Nov. 5	at Tulsa	44	50	94	4.0-19	1.0-8	0	0-0	0-0	0	3	0	3-3	0	0	0	24
Nov. 12	SMU	42	44	86	5.0-16	1.0-5	0	0-0	0-0	1	8	0	4-4	0	0	0	31
Nov. 19	Navy	48	40	88	1.0-1	0.0-0	0	0-0	0-0	0	0	0	4-4	0	0	0	31
Nov. 26	at Temple	49	12	61	2.0-6	0.0-0	0	0-0	0-0	0	2	1	1-1	0	0	0	10
Totals		469	388	857	53.0-146	7.0-39	5	3-5	5-44	14	39	3	35-34	0	1	0	324
Opponent		537	390	927	92.0-367	31.0-222	14	12-7	12-270	35	41	3	55-54	0	0	2	433

Date	Opponent	-----PUNTING-----								-----FIELD GOALS-----			-----KICKOFFS-----					
		No.	Yds	Avg	Long	Blkd	TB	FC	50+	I20	Att-Made	Lg	Blkd	No.	Yds	Avg	TB	OB
Sept. 3	Western Carolina	2	61	30.5	44	0	0	1	0	0	2-1	42	0	9	573	63.7	4	0
Sept. 10	NC State	3	103	34.3	37	0	0	2	0	0	3-2	43	0	7	435	62.1	1	1
Sept. 17	at South Carolina	2	83	41.5	43	0	0	2	0	2	4-3	45	1	4	223	55.8	2	1
Sept. 24	at Virginia Tech	6	250	38.3	62	1	0	1	2	1	2-1	27	1	5	311	62.2	2	0
Oct. 1	UCF	6	248	41.3	49	0	0	3	0	3	1-0	0	0	5	231	46.2	1	1
Oct. 8	at USF	3	141	47.0	61	0	0	0	1	1	4-3	49	0	6	280	46.7	2	0
Oct. 22	at Cincinnati	4	148	37.0	40	0	0	0	0	1	2-2	37	0	5	320	64.0	1	0
Oct. 29	Connecticut	5	230	46.0	53	0	2	1	1	3	2-2	39	0	8	470	58.8	1	0
Nov. 5	at Tulsa	8	366	45.8	65	0	0	2	2	2	1-1	39	0	4	244	61.0	0	0
Nov. 12	SMU	3	104	34.7	41	0	0	2	0	1	1-1	27	0	4	233	58.2	0	0
Nov. 19	Navy	4	168	42.0	49	0	0	0	0	0	1-1	43	0	5	292	58.4	0	0
Nov. 26	at Temple	6	277	46.2	54	0	0	3	3	1	2-1	41	0	3	176	58.7	0	0
Totals		52	2159	41.5	65	1	2	17	9	15	25-18	49	2	65	3788	58.3	14	3
Opponent		58	2304	39.7	70	1	4	19	7	26	17-13	42	1	81	4780	59.0	22	3

2016 Opponent Game-By-Game Statistics

Date	Opponent	---RUSHING---				---RECEIVING---				-----PASSING-----				---KICK RET---				---PUNT RET---				Tot Off		
		No.	Yds	TD	Lg	No.	Yds	TD	Lg	Cmp	Att	Int	Yds	TD	Lg	No.	Yds	TD	Lg	No.	Yds		TD	Lg
Sept. 3	WESTERN CAROLINA	38	148	1	14	13	172	0	48	13	27	1	172	0	48	5	114	0	42	0	0	0	0	320
Sept. 10	NC STATE	31	215	3	54	21	287	1	80	21	32	0	287	1	80	5	95	0	33	1	2	0	2	502
Sept. 17	at South Carolina	25	117	2	25	16	195	0	42	16	28	0	195	0	42	1	80	0	80	0	0	0	0	312
Sept. 24	at Virginia Tech	45	167	3	55	15	295	3	55	15	23	0	295	3	55	3	61	0	26	3	95	1	87	462
Oct. 1	UCF	44	217	4	47	11	156	0	40	11	29	2	156	0	40	3	104	1	100	1	10	0	10	373
Oct. 8	at USF	42	306	2	65	21	250	3	62	21	29	0	250	3	62	4	23	0	8	2	22	0	15	556
Oct. 22	at Cincinnati	35	165	0	18	23	348	4	54	23	40	0	348	4	54	4	74	0	28	3	8	0	4	513
Oct. 29	CONNECTICUT	31	89	0	21	18	206	0	49	18	35	2	206	0	49	6	147	0	48	0	0	0	0	295
Nov. 5	at Tulsa	54	342	3	42	22	274	3	64	22	38	0	274	3	64	4	70	0	20	3	15	0	7	616
Nov. 12	SMU	47	240	2	39	19	237	3	35	19	32	0	237	3	35	4	62	0	29	0	0	0	0	477
Nov. 19	NAVY	68	480	9	50	3	113	0	47	3	5	0	113	0	47	5	108	0	35	3	37	0	16	593
Nov. 26	at Temple	46	256	5	28	12	158	0	44	12	20	0	158	0	44	3	90	0	43	1	3	0	3	414
Opponent totals		506	2742	34	65	194	2691	17	80	194	338	5	2691	17	80	47	1028	1	100	17	192	1	87	5433
East Carolina		404	1589	13	81	359	4016	26	77	359	554	12	4016	26	77	54	997	0	45	10	18	0	14	5605

Games: 12
 Avg/rush: 5.4
 Avg/catch: 13.9
 Pass effic:13791
 KR avg: 21.9
 PR avg: 11.3
 All purpose avg/game: 576.9
 Total offense avg/gm: 452.8

Date	Opponent	-----TACKLES-----				---SACKS---		---FUMBLE---			-----PASS-----			Blkd Kick	-----KICKS---XPTS-----						
		Solo	Ast	Total	TFL-Yds	No.	Yds	FF	FR-Yds	Int-Yds	QBH	Brk	Att-Made		Run	Rcv	Saf	Pts			
Sept. 3	WESTERN CAROLINA	41	44	85	4.0-6	0	0-0	0	1-0	0-0	2	0	0	0	1-1	0	0	0	0	7	
Sept. 10	NC STATE	48	34	82	13.0-35	1	0-8	2	1-0	1-0	6	3	0	0	3-3	0	0	0	0	30	
Sept. 17	at South Carolina	64	14	78	11.0-46	4	0-31	2	2-0	2-0	0	2	1	2-2	0	0	0	0	20		
Sept. 24	at Virginia Tech	28	48	76	16.0-63	6	0-40	0	1-0	0-0	6	4	2	7-7	0	0	1	54			
Oct. 1	UCF	55	24	79	10.0-45	5	0-33	3	2-0	3-39	3	6	0	6-6	0	0	1	47			
Oct. 8	at USF	56	20	76	7.0-12	3	0-4	0	0-0	1-34	0	3	0	5-5	0	0	0	38			
Oct. 22	at Cincinnati	42	54	96	4.0-13	0	0-0	2	1-0	2-35	1	4	0	4-4	0	0	0	31			
Oct. 29	CONNECTICUT	41	48	89	5.0-14	1	0-8	1	0-0	0-0	4	5	0	0-0	0	0	0	3			
Nov. 5	at Tulsa	49	36	85	9.0-81	7	0-68	1	0-0	0-0	2	5	0	6-6	0	0	0	45			
Nov. 12	SMU	41	32	73	3.0-15	2	0-14	2	2-0	3-162	10	4	0	7-7	0	0	0	55			
Nov. 19	NAVY	26	28	54	1.0-3	0	0-0	0	1-0	0-0	1	2	0	9-9	0	0	0	66			
Nov. 26	at Temple	46	8	54	9.0-34	2	0-16	1	1-7	0-0	0	3	0	5-4	0	0	0	37			
Opponent totals		537	390	927	92.0-367	31.0	-222	14	12	7	12	-270	35	41	3	55	-54	0	0	2	433
East Carolina		469	388	857	53.0-146	7.0	-39	5	3	-5	44	14	39	3	35	-34	0	1	0	324	

Date	Opponent	-----PUNTING-----										-----FIELD GOALS-----			-----KICKOFFS-----				
		No.	Yds	Avg	Long	Blkd	TB	FC	50+	120	Att-Made	Lg	Blkd	No.	Yds	Avg	TB	OB	
Sept. 3	Western Carolina	9	310	34.4	49	1	2	0	0	3	0-0	0	0	2	123	61.5	0	0	
Sept. 10	NC State	2	104	52.0	61	0	0	0	1	1	3-1	30	0	6	387	64.5	2	1	
Sept. 17	at South Carolina	5	188	37.6	47	0	0	3	0	2	2-2	39	0	5	319	63.8	3	0	
Sept. 24	AT Virginia Tech	6	272	45.3	57	0	0	2	1	3	1-1	20	0	9	585	65.0	6	0	
Oct. 1	UCF	8	327	40.9	70	0	0	3	2	5	1-1	19	0	8	449	56.1	1	0	
Oct. 8	at USF	4	137	34.2	53	0	0	2	1	2	1-1	26	0	7	419	59.9	1	0	
Oct. 22	AT Cincinnati	6	225	37.5	48	0	0	5	0	4	2-1	42	1	6	355	59.2	1	0	
Oct. 29	CONNECTICUT	4	170	42.5	47	0	0	3	0	0	2-1	34	0	2	130	65.0	2	0	
Nov. 5	at Tulsa	7	299	42.7	55	0	1	0	2	3	1-1	41	0	8	495	61.9	1	0	
NOV. 12	SMU	3	104	34.7	43	0	1	1	0	1	2-2	32	0	10	436	43.6	0	2	
Nov. 19	NAVY	1	45	45.0	45	0	0	0	0	0	1-1	29	0	11	649	59.0	4	0	
Nov. 26	at Temple	3	123	41.0	43	0	0	0	0	2	1-1	35	0	7	433	61.9	1	0	
Opponent totals		58	2304	39.7	70	1	4	19	7	26	17	-13	42	1	81	4780	59.0	22	3
East Carolina		52	2159	41.5	65	1	2	17	9	15	25	-18	49	2	65	3788	58.3	14	3

2016 Inside Opponent Red-Zone

Date	Opponent	Score	Times			Total Pts	Rush TDs	Pass TDs	FGs Made	Failed To Score Inside RZ					
			In RZ	Scored						FGA	Downs	Int	Fumb	Half	Game
Sept. 3	Western Carolina	W 52-7	6	5	35	5	2	3	0	1	0	0	0	0	0
Sept. 10	NC State	W 33-30	4	4	20	2	2	0	2	0	0	0	0	0	0
Sept. 17	at South Carolina	L 15-20	6	2	9	1	0	1	1	1	0	2	1	0	0
Sept. 24	at Virginia Tech	L 17-54	3	1	3	0	0	0	1	1	1	0	0	0	0
Oct. 1	UCF	L 29-47	7	3	22	3	1	2	0	1	1	1	1	0	0
Oct. 8	at USF	L 22-38	3	3	16	2	1	1	1	0	0	0	0	0	0
Oct. 22	at Cincinnati	L 19-31	2	2	6	0	0	0	2	0	0	0	0	0	0
Oct. 29	Connecticut	W 41-3	5	5	31	4	1	3	1	0	0	0	0	0	0
Nov. 5	at Tulsa	L 24-45	3	2	14	2	1	1	0	0	1	0	0	0	0
Nov. 12	SMU	L 31-55	5	5	31	4	3	1	1	0	0	0	0	0	0
Nov. 19	Navy	L 31-66	1	1	7	1	0	1	0	0	0	0	0	0	0
Nov. 26	at Temple	L 10-37	1	1	7	1	0	1	0	0	0	0	0	0	0
Totals			46	34	201	25	11	14	9	4	3	3	2	0	0

34 of 46 (73.9%)

2016 Opponents Inside ECU Red-Zone

Date	Opponent	Score	Times			Total Pts	Rush TDs	Pass TDs	FGs Made	Failed To Score Inside RZ					
			In RZ	Scored						FGA	Downs	Int	Fumb	Half	Game
Sept. 3	Western Carolina	W 52-7	2	1	7	1	1	0	0	0	0	1	0	0	0
Sept. 10	NC State	W 33-30	4	3	16	2	2	0	1	0	1	0	0	0	0
Sept. 17	at South Carolina	L 15-20	5	4	20	2	2	0	2	0	0	0	0	1	0
Sept. 24	at Virginia Tech	L 17-54	5	4	24	3	2	1	1	0	1	0	0	0	0
Oct. 1	UCF	L 29-47	3	3	17	2	2	0	1	0	0	0	0	0	0
Oct. 8	at USF	L 22-38	7	5	31	4	2	2	1	0	0	0	1	1	0
Oct. 22	at Cincinnati	L 19-31	3	3	21	3	0	3	0	0	0	0	0	0	0
Oct. 29	Connecticut	W 41-3	1	1	3	0	0	0	1	0	0	0	0	0	0
Nov. 5	at Tulsa	L 24-45	5	5	31	4	2	2	1	0	0	0	0	0	0
Nov. 12	SMU	L 31-55	5	5	27	3	1	2	2	0	0	0	0	0	0
Nov. 19	Navy	L 31-66	9	9	59	8	8	0	1	0	0	0	0	0	0
Nov. 26	at Temple	L 10-37	6	6	37	5	5	0	1	0	0	0	0	0	0
Totals			55	49	293	37	27	10	12	0	2	1	1	2	0

49 of 55 (89.1%)

2016 Time of Possession

Date	Opponent	Score	Overall	1st Qtr	2nd Qtr	3rd Qtr	4th Qtr	OT	
Sept. 3	Western Carolina	W 52-7	31:49	6:57	8:47	6:02	10:03		
Sept. 10	NC State	W 33-30	31:51	7:15	8:09	7:28	8:59		
Sept. 17	at South Carolina	L 15-20	38:25	9:51	9:30	10:50	8:14		
Sept. 24	at Virginia Tech	L 17-54	29:57	8:24	7:48	5:58	7:47		
Oct. 1	UCF	L 29-47	31:16	6:07	9:47	10:03	5:19		
Oct. 8	at USF	L 22-38	31:59	7:34	10:11	3:43	10:31		
Oct. 22	at Cincinnati	L 19-31	30:19	8:09	8:41	6:41	6:48		
Oct. 29	Connecticut	W 41-3	32:31	8:40	4:58	9:49	9:04		
Nov. 5	at Tulsa	L 24-45	28:10	6:36	4:49	9:37	7:08		
Nov. 12	SMU	L 31-55	25:12	6:09	6:56	6:49	5:18		
Nov. 19	Navy	L 31-66	23:22	8:23	7:45	2:22	4:52		
Nov. 26	at Temple	L 10-37	27:05	9:39	5:33	6:01	5:52		
East Carolina			Total	361:56	93:44	92:54	85:23	89:55	0:00
			Avg.	30:09	7:48	7:44	7:06	7:29	0:00
Opponents			Total	358:04	86:16	87:06	94:37	90:05	0:00
			Avg.	29:50	7:11	7:15	7:53	7:30	0:00

Miscellaneous Statistics

2016 Color(s) Of The Day

HELMET/JERSEY/PANTS	Record
Purple/Black/Black	0-1 (L/NAVY)
Purple/Purple/Purple	1-0 (W/WCU)
Purple/Purple/White	1-0 (W/NCSU)
Purple/Purple/Gold	1-1 (L/UCF, W/UCONN)
Purple/White/Purple	0-3 (L/SC, L/USF, L/TEM)
Purple/White/White	0-1 (L/CIN)
White/White/Purple	0-1 (L/VT)
White/Purple/White	0-1 (L/SMU)
White/White/White	0-1 (L/TLS)

A Pirate Looks At 25

A look at East Carolina players who has recorded a gain of 25 yards or more on a single play during the 2016 season:

Rushing

Yds	Player	Opponent	TD
81	James Summers	Navy	Y
48	Anthony Scott	Western Carolina	N
42	James Summers	Western Carolina	N
31	James Summers	USF	N
28	Devin Anderson	NC State	N
27	James Summers	NC State	Y
25	Anthony Scott	Virginia Tech	N

Receiving

Yds	Player	Opponent	TD
77	Zay Jones	Navy	Y
75	Quay Johnson	UCF	Y
75	Jimmy Williams	Virginia Tech	Y
70	Jimmy Williams	Virginia Tech	Y
51	Zay Jones	Tulsa	Y
50	Jimmy Williams	UCF	N
46	Deondre Farrier	USF	N
43	Zay Jones	Tulsa	N
41	Quay Johnson	Virginia Tech	N
40	Zay Jones	Navy	Y
39	Zay Jones	SMU	N
39	Jimmy Williams	Cincinnati	N
39	James Summers	NC State	N
37	Jimmy Williams	Temple	N
37	Jimmy Williams	Cincinnati	Y
34	Jimmy Williams	Virginia Tech	N
33	Jimmy Williams	UCF	N
33	Zay Jones	Virginia Tech	N
33	Jimmy Williams	NC State	N
33	Zay Jones	Western Carolina	N
33	Zay Jones	Western Carolina	N
32	Anthony Scott	Western Carolina	N
31	Jimmy Williams	Connecticut	Y
31	Jimmy Williams	Western Carolina	Y
30	Zay Jones	Western Carolina	N
28	Zay Jones	SMU	N
28	Quay Johnson	SMU	N
28	Jimmy Williams	Cincinnati	N
28	Deondre Farrier	USF	N
28	Zay Jones	Virginia Tech	N
28	Deondre Farrier	South Carolina	N

27	Jimmy Williams	South Carolina	N
26	Zay Jones	UCF	N
26	Zay Jones	Western Carolina	N
25	Jimmy Williams	UCF	N
25	Anthony Scott	NC State	Y

ECU Big Plays (25+ yards)

RUSH (7): James Summers (4), Anthony Scott (2), Devin Anderson (1)

RECEIVE (36): Jimmy Williams (14), Zay Jones (13), Deondre Farrier (3), Quay Johnson (3), Anthony Scott (2), James Summers (1)

Career ECU Starts

OFFENSE	'16	'15	'14	'13	Total	Streak
Zay Jones, WR	12	12	9	8	41	27
J.T. Boyd, G/C	12	12	11	0	35	35
Davon Grayson, WR	0	12	10	6	28	0
Brandon Smith, T	12	11	0	0	23	23
Jimmy Williams, WR	12	6	1	0	19	12
Christian Matau, C/G	9	5	0	0	14	8
James Summers, RB/QB	9	4	0	0	13	7
Garrett McGhinn, G	11	0	0	0	11	5
Quay Johnson, WR	10	0	1	0	11	3
Messiah Rice, T	10	0	0	0	10	7
Phillip Nelson, QB	10	0	0	0	10	0
Stephen Baggett, TE	8	0	0	0	8	0
Trevon Brown, WR	0	5	2	0	7	0
Deondre Farrier, WR	4	0	0	0	4	0
Will Dancy, G	4	0	0	0	4	0
Anthony Scott, RB	3	0	0	0	3	0
Justin Sandifer, T	2	0	0	0	2	0
Gardner Minshew, QB	2	0	0	0	2	2
Brandon Bishop, WR	1	1	0	0	2	1
Terrell Green, WR	1	0	0	0	1	0
Shawn Furlow, RB	0	1	0	0	1	0

DEFENSE	'16	'15	'14	'13	Total	Streak
Travon Simmons, FS	11	12	1	0	24	2
Fred Presley, DE	7	9	5	0	21	3
Demetri McGill, NT	8	10	1	0	19	2
DaShaun Amos, CB/SS	9	7	1	0	17	5
Jordan Williams, ILB	5	10	0	0	15	5
Terrell Richardson, ILB	7	6	2	0	15	0
Demage Bailey, DE	10	2	0	0	12	4
Cam White, ILB	11	1	0	0	12	1
Dayon Pratt, OLB	10	1	0	0	11	1
DaShawn Benton, SS	5	6	0	0	11	0
Yiannis Bowden, OLB	7	3	0	0	10	0
Colby Gore, CB	9	0	0	0	9	8
Kiante Anderson, OLB	6	0	0	0	6	5
Bobby Fulp, SS/CB	6	0	0	0	6	0
Justin Brown, DE	6	0	0	0	6	0
Corey Seargent, CB	6	0	0	0	6	0
Devon Sutton, SS	4	0	0	0	4	1
Mike Myers, DE	2	0	0	0	2	0
Pat Green, OLB	2	0	0	0	2	0
Chris Love, CB	1	0	0	0	1	0
Kendall Futrell, OLB	1	0	0	0	1	0

Touchdown Drives

	TD Length	TD Drive Length
01-09 Yards	19	1
10-19 Yards	6	0
20-29 Yards	4	0
30-39 Yards	3	0
40-49 Yards	1	0
50-59 Yards	1	4
60-69 Yards	0	9
70-79 Yards	4	18
80-89 Yards	1	5
90-99 Yards	0	2

TD Drive Time	Plays on TD Drive
0:00-0:29	1
0:30-0:59	2
1:00-1:59	3
2:00-2:59	4
3:00-3:59	5
4:00-4:59	6
5:00-5:59	7
6:00-6:59	8
7:00+	9
Total Time: 6,097 seconds	10+

Average TD Drive: 7.1 plays, 2:36

3rd/4th Down Conversions - By Yards

	Third Down	Fourth Down
3-1	12/18	6/8
3-2	10/13	5/7
3-3	8/19	5/6
3-4	11/18	1/3
3-5	6/15	2/3
3-6	9/20	0/1
3-7	6/15	2/2
3-8	2/11	0/0
3-9	3/8	0/2
3-10	10/57	0/3
Total	(39.7%) 77/194	21/35 (60.0%)

100-Yard Rushing Games

ECU: James Summers (114/USF, 134/NAVY; 2 season, 3 career), Anthony Scott (120/WCU; 1 season, 1 career)

OPP: Matt Dayes (103/NCSU), Marlon Mack (152/USF), Quinton Flowers (115/USF), James Flanders (181/TLS), D'Angelo Brewer (180/TLS), Ke'Mon Freeman (111/SMU), Braeden West (104/SMU), Will Worth (159/NAVY), Shawn White (150/NAVY), Jahad Thomas (152/TEM)

300-Yard Passing Games

ECU: Philip Nelson (398/WCU, 400/SC, 362/VT; 3 season, 3 career), Gardner Minshe (336/TLS; 1 season, 1 career)

OPP: Gunner Kiel (348/CIN)

Scoring Miscellany

	'16	'15	'14	'13	'12	5 yrs
ECU scores first:	3-6	2-4	6-2	9-2	3-1	23-15
OPP scores first:	0-3	3-3	2-3	1-1	5-4	11-14
ECU leads/1st qtr:	3-1	3-3	6-0	7-0	4-1	23-5
OPP leads/1st qtr:	0-6	1-3	0-3	1-1	3-4	5-17
Game is tied/1st qtr:	0-2	1-1	2-2	2-2	1-0	6-7
ECU leads/half:	2-0	4-2	7-0	10-0	6-0	29-2
OPP leads/half:	1-9	1-5	1-5	0-1	2-5	5-25
Game is tied/half:	0-0	0-0	0-0	0-2	0-0	0-2
ECU leads/3rd qtr:	3-0	5-2	6-0	8-0	8-0	30-2

OPP leads/3rd qtr:	0-9	0-5	1-5	0-3	0-5	1-27
Game is tied/3rd qtr:	0-0	0-0	1-0	2-0	0-0	3-0
ECU/overtime:	0-0	0-0	0-0	0-1	1-0	1-1

Special Teams Tackles

No.	Name	Tackles
30	Joe Carter	7
35	Chris Love	7
20	Austin Teague	6
14	Travis Phillips	5
2	Xavier Smith	5
33	Shawn Furlow	4
28	Hussein Howe	4
42	Devon Sutton	4
13	Pat Green	3
91	Caleb Pratt	3
6	DeShawn Benton	2
52	Kyle Erickson	2
37	Trevian Hicks	2
38	Davis Plowman	2
9	Nhyre Quinerly	2
21	Ray Tillman	2
39	DaShaun Amos	1
41	Tony Baird	1
34	Devaris Brunson	1
34	Devin Carlos	1
8	Bobby Fulp	1
49	Brian Hardy	1
87	Beau Huffman	1
1	Dayon Pratt	1
47	Anthony Ratliff	1
7	Jordan Williams	1
55	Cam White	1

Single-Game High: 2 by Joe Carter (CIN/TLS), 2 by Chris Love (NCSU/USF), 2 by Travis Phillips (VT/NAVY), 2 by Caleb Pratt (WCU), 2 by Devon Sutton (USF), 2 by Austin Teague (NCSU/VT)

Blocks: Justin Brown (FGA/CIN), Devaris Brunson (PUNT/WCU), Dayon Pratt (PAT/TEM)

Average Gain On First Down

ECU first down plays:	417
ECU yards gained on first down plays:	2,176 yards
ECU first down gained on first down plays:	.80
ECU touchdowns scored on first down plays:	15
ECU average gain on first down plays:	5.2 YPP

Opponent Average Gain On First Down

Opp first down plays:	382
Opp yards gained on first down plays:	2,572 yards
Opp first down gained on first down plays:	.74
Opp touchdowns scored on first down plays:	26
Opp average gain on first down plays:	6.7 YPP

Percentage Of Scoring

East Carolina had 158 possessions and scored on 57 of those in 2016, meaning the Pirates scored **36.1** percent of the time they had the ball.

Number of possessions: 158
Number of scores: 57 (39 TD, 18 FG)
Success percentage: 36.1

Opponents had 159 possessions and scored on 64 of those in 2016, a percentage of **40.3**.

Number of possessions: 159
Number of opponent scores: 64 (51 TD, 13 FG)
Success percentage: 40.3

Turnovers And Touchdowns

East Carolina forced 8 turnovers in 2016 and converted 4 into scores. That is a conversion rate of **50.0** percent.

Number of turnovers forced:	8
Number of touchdowns:	3
Number of field goals:	1
Reasons for not scoring (4): missed FG (2), downs (1), punt (1)	

Opponents forced 24 East Carolina turnovers in 2016 and converted 13 into scores, a success rate of **54.2** percent.

Number of turnovers forced:	24
Number of touchdowns:	10
Number of field goals:	3
Reasons for not scoring (11): punts (8), downs (2), end of half (1)	

Three And Outs

East Carolina had 158 possessions in 2016 and were held to three downs 30 times or **19.0** percent. Conversely, opponents had the ball 159 times and were held to three downs 28 times or **17.6** percent.

ECU possessions:	158
ECU held to three downs and a punt:	30
Opp possessions:	159
Opp held to three downs and a punt:	28

The Big Play (20+ yards)

ECU big plays:	60 (5.0 Per game)
Big plays by run/pass:	10/50
Big play touchdowns:	14
20-29 yards:.....	31 (4 touchdown)
30-39 yards:.....	16 (3 touchdowns)
40-49 yards:.....	6 (1 touchdown)
50-59 yards:.....	2 (1 touchdown)
60-69 yards:.....	0 (0 touchdowns)
70+ yards:.....	5 (5 touchdowns)
Opp big plays:	63 (5.3 Per game)
Big plays by run/pass:	23/40
Big play touchdowns:	14
20-29 yards:.....	28 (3 touchdowns)
30-39 yards:.....	13 (4 touchdowns)
40-49 yards:.....	13 (2 touchdowns)
50-59 yards:.....	5 (2 touchdowns)
60-69 yards:.....	3 (2 touchdowns)
70+ yards:.....	1 (1 touchdowns)

East Carolina Scoring Drives

WESTERN CAROLINA	Quarter	Plays	Yards	TOP	Result
Nelson 7-yd run	1st	9	89	3:16	TD
Plowman 42-yd field goal	1st	8	55	3:41	FG
Q. Johnson 4-yd pass from Nelson	2nd	6	80	2:30	TD
A. Scott 5-yd pass from Nelson	2nd	9	73	3:27	TD
Jones 21-yd pass from Nelson	2nd	7	79	1:10	TD
A. Scott 18-yd pass from Nelson	3rd	6	76	2:27	TD
J. Williams 31-yd pass from Nelson	3rd	5	93	1:56	TD
A. Scott 3-yard run	3rd	4	65	1:39	TD

NC STATE	Quarter	Plays	Yards	TOP	Result
Plowman 23-yd field goal	1st	8	56	2:30	FG
Summers 27-yd run	1st	4	73	1:43	TD
Plowman 43-yd field goal	2nd	15	49	6:02	FG
A. Scott 25-yd pass from Nelson	2nd	5	75	1:59	TD
Summers 15-yd run	3rd	7	65	3:01	TD
A. Scott 5-yd run	4th	14	84	7:15	TD

SOUTH CAROLINA	Quarter	Plays	Yards	TOP	Result
Plowman 32-yd field goal	1st	11	62	4:21	FG
Plowman 43-yd field goal	2nd	13	51	5:01	FG

Plowman 45-yd field goal	4th	7	20	2:30	FG
D. Anderson 4-yd pass from Nelson	4th	13	75	3:55	TD

VIRGINIA TECH	Quarter	Plays	Yards	TOP	Result
J. Williams 75-yd pass from Nelson	3rd	1	75	0:11	TD
J. Williams 70-yd pass from Nelson	3rd	3	75	1:10	TD
Verity 27-yd field goal	4th	11	65	5:49	FG

UCF	Quarter	Plays	Yards	TOP	Result
D. Farrier 16-yd pass from Nelson	2nd	14	84	4:58	TD
Z. Jones 9-yd pass from Nelson	3rd	10	56	3:23	TD
Q. Johnson 75-yd pass from Minshew	3rd	4	91	0:52	TD
D. Anderson 1-yd run	4th	14	78	2:34	TD

USF	Quarter	Plays	Yards	TOP	Result
Plowman 40-yd field goal	1st	13	61	5:29	FG
Plowman 49-yd field goal	2nd	10	43	3:53	FG
Jones 1-yd pass from Minshew	3rd	8	75	2:17	TD
Plowman 31-yd field goal	4th	13	63	3:52	FG
Summers 3-yd run	4th	9	69	3:18	TD

CINCINNATI	Quarter	Plays	Yards	TOP	Result
Plowman 26-yd field goal	1st	16	67	4:51	FG
J. Williams 28-yd pass from Nelson	3rd	3	66	0:49	TD
Plowman 37-yd field goal	3rd	14	58	4:57	FG
J. Williams 37-yd pass from Nelson	4th	9	78	2:49	TD

CONNECTICUT	Quarter	Plays	Yards	TOP	Result
Summers 4-yd pass from Nelson	1st	13	68	4:45	TD
Nelson 2-yd pass from Jones	2nd	13	75	2:29	TD
Plowman 39-yd field goal	3rd	10	54	2:18	FG
Summers 1-yd run	3rd	13	72	4:35	TD
Jones 3-yd pass from Nelson	3rd	2	9	0:30	TD
J. Williams 31-yd pass from Summers	4th	5	63	2:34	TD
Plowman 25-yd field goal	4th	4	-3	2:18	FG

TULSA	Quarter	Plays	Yards	TOP	Result
Jones 51-yd pass from Nelson	1st	6	69	1:55	TD
Summers 1-yd run	3rd	9	78	2:03	TD
Plowman 39-yd field goal	3rd	11	53	4:02	FG
Q. Johnson 10-yd pass from Minshew	4th	8	54	1:00	TD

SMU	Quarter	Plays	Yards	TOP	Result
Nelson 7-yd run	1st	4	50	0:44	TD
Summers 14-yd run	2nd	12	63	4:51	TD
Plowman 27-yd field goal	2nd	9	51	2:54	FG
Jones 8-yd pass from Minshew	2nd	11	73	1:09	TD
D. Anderson 2-yd run	4th	8	67	2:30	TD

NAVY	Quarter	Plays	Yards	TOP	Result
Jones 40-yd pass from Minshew	1st	7	75	3:16	TD
J. Williams 6-yd pass from Minshew	1st	11	71	5:07	TD
Plowman 43-yd field goal	2nd	9	52	3:54	FG
Summers 81-yd run	3rd	2	88	0:57	TD
Jones 77-yd pass from Minshew	3rd	3	79	1:25	TD

TEMPLE	Quarter	Plays	Yards	TOP	Result
J. Williams 13-yd pass from Minshew	1st	11	58	5:08	TD
Plowman 41-yd field goal	4th	9	49	2:37	FG

Opponent Scoring Drives

WESTERN CAROLINA	Quarter	Plays	Yards	TOP	Result
Newsome 13-yd run	2nd	4	32	0:55	TD

NC STATE	Quarter	Plays	Yards	TOP	Result
Gallaspy 37-yd run	2nd	7	74	3:45	TD
Samuels 5-yd run	2nd	5	49	1:39	TD
Louis 80-yd pass from Finley	2nd	1	80	0:19	TD
Bambard 30-yd field goal	3rd	4	6	1:06	FG
Finley 15-yd run	4th	12	90	6:00	TD

SOUTH CAROLINA	Quarter	Plays	Yards	TOP	Result
Mcllwain 9-yd run	1st	1	9	0:17	TD
Mcllwain 10-yd run	1st	6	84	2:00	TD
Fry 37-yd field goal	1st	5	10	1:21	FG
Fry 39-yd field goal	4th	6	54	2:18	FG

VIRGINIA TECH	Quarter	Plays	Yards	TOP	Result
Williams 6-yd run	1st	6	66	2:13	TD
Ford 24-yd pass from Evans	2nd	6	57	2:06	TD
McMillian 13-yd pass from Evans	2nd	3	24	1:07	TD
Slye 20-yd field goal	2nd	5	52	2:21	FG
Phillips 55-yd pass from Evans	2nd	5	70	1:38	TD
Evans 55-yd run	3rd	1	50	0:17	TD
Motley 1-yd run	4th	3	15	0:54	TD

UCF	Quarter	Plays	Yards	TOP	Result
Wilson 35-yd run	2nd	3	50	0:56	TD
Hamilton 2-yd run	3rd	2	35	0:28	TD
Wilson 14-yd run	4th	4	56	0:53	TD
Wright 19-yd field goal	4th	4	6	1:14	FG
McGowan 47-yd run	4th	3	49	0:20	TD

USF	Quarter	Plays	Yards	TOP	Result
Johnson 6-yd pass from Flowers	1st	11	45	5:09	TD
Nadelman 26-yd field goal	2nd	9	51	2:51	FG
Johnson 11-yd pass from Flowers	2nd	6	75	1:20	TD
Mack 1-yd run	3rd	10	53	4:10	TD
Adams 62-yd pass from Flowers	4th	3	75	0:52	TD
Mack 9-yd run	4th	2	17	0:24	TD

CINCINNATI	Quarter	Plays	Yards	TOP	Result
Dowdy 14-yd pass from Kiel	1st	9	72	3:10	TD
Lewis 18-yd pass from Kiel	2nd	7	93	2:13	TD
Pasley 42-yd field goal	3rd	8	48	2:55	FG
Lewis 9-yd pass from Kiel	3rd	6	92	3:36	TD
Lewis 32-yd pass from Kiel	4th	6	59	1:52	TD

CONNECTICUT	Quarter	Plays	Yards	TOP	Result
Puyol 34-yd field goal	2nd	9	71	4:40	FG

TULSA	Quarter	Plays	Yards	TOP	Result
Flanders 22-yd run	1st	8	84	3:03	TD
Lucas 14-yd pass from Evans	1st	10	76	3:06	TD
Jones 41-yd field goal	2nd	10	54	2:34	FG
Atkinson 3-yd pass from Evans	2nd	13	80	3:02	TD
Flanders 7-yd run	3rd	6	72	1:39	TD
Atkinson 64-yd pass from Evans	3rd	3	79	0:55	TD
Brewer 4-yd run	4th	7	69	3:59	TD

SMU	Quarter	Plays	Yards	TOP	Result
Williams 20-yd field goal	1st	11	86	4:49	FG
Sutton 8-yd pass from Hicks	1st	7	39	2:23	TD
Freeman 39-yd run	2nd	6	60	2:13	TD
Proche 10-yd pass from Hicks	2nd	12	86	3:42	TD
Sutton 22-yd pass from Hicks	2nd	4	40	1:12	TD
Williams 32-yd field goal	3rd	13	74	4:52	FG
Johnson 10-yd run	4th	9	68	4:30	TD

NAVY	Quarter	Plays	Yards	TOP	Result
Worth 8-yd run	1st	6	83	3:21	TD
Worth 1-yd run	2nd	5	62	2:27	TD
White 41-yd run	2nd	2	49	0:37	TD
White 7-yd run	2nd	5	49	2:14	TD
Moehring 29-yd field goal	2nd	6	46	1:03	FG
Cass 16-yd run	3rd	10	73	5:56	TD
Worth 1-yd run	3rd	2	37	0:27	TD
Worth 4-yd run	3rd	6	42	3:16	TD
White 1-yd run	4th	12	72	6:46	TD
Daniel 2-yd run	4th	5	34	2:36	TD

TEMPLE	Quarter	Plays	Yards	TOP	Result
Armstead 2-yd run	1st	5	53	2:07	TD
Armstead 1-yd run	2nd	12	68	6:03	TD
Thomas 3-yd run	2nd	2	34	0:39	TD
Thomas 3-yd run	3rd	11	76	5:46	TD
Boumerhi 35-yd field goal	4th	10	48	5:16	FG
Gardner 14-yd run	4th	5	70	2:28	TD

Philip Nelson accounted for six touchdowns (5/pass, 1/rush) against Western Carolina in the 2016 season opener.



East Carolina In The 2016 National Statistics

A look at how the Pirates ranked in the 2016 FBS statistics (128 teams):

Rush Offense	110th/132.4
Pass Offense	6th/334.7
Pass Efficiency	45th/136.85
Total Offense	23rd/467.1
Scoring Offense	75th/27.0
First Down Offense	44th/287
Punt Returns	125th/1.8
Kickoff Returns	113th/18.5
Fumbles Recovered	121st/3
Passes Intercepted	117th/5
Turnovers Gained	128th/8
Turnover Margin	126th/-1.33
Fewest Penalties	24th/5.0
3rd Down %	72nd/39.7
4th Down %	22nd/60.0
Redzone Efficiency	121st/73.9
Tackles For Loss	119th/4.4
Sacks Allowed	96th/2.6

Rush Defense	111th/228.5
Pass Defense	62nd/224.3
Pass Eff. Defense	88th/137.91
Total Defense	100th/452.8
Scoring Defense	110th/36.1
First Down Defense	48th/256
Punt Return Def.	108th/11.3
Kickoff Return Def.	88th/21.9
Fumbles Lost	108th/12
Passes Had Int.	75th/12
Turnovers Lost	101st/24
Net Punting	74th/37.1
Fewest Yards Pen.	23rd/43.4
3rd Down % Defense	97th/42.9
4th Down % Defense	19th/37.5
Redzone Eff. Defense	98th/89.1
Sacks	128th/0.7
Possession Time	61st/30:09

TOP 25 INDIVIDUAL LEADERS: WR Zay Jones was 1st in receptions per game, 1st in receiving yards per game, 2nd in receiving yards, 15th in all-purpose yards per game; QB

Philip Nelson was 7th in completion percentage, 10th in completions per game; PK Davis Plowman was 19th in field goals made per game; OLB Dayon Pratt was 19th in fumbles forced.

East Carolina In The 2016 American Statistics

A look at how the Pirates ranked in the 2016 American Conference statistics (12 teams):

Rush Offense	10th/132.4
Pass Offense	1st/334.7
Pass Efficiency	7th/136.85
Total Offense	3rd/467.1
Scoring Offense	9th/27.0
First Down Offense	7th/287
Punt Returns	12th/1.8
Kickoff Returns	11th/18.5
Fumbles Recovered	12th/3
Passes Intercepted	12th/5
Turnovers Gained	12th/8
Turnover Margin	12th/-1.33
Fewest Penalties	5th/5.0
3rd Down %	8th/39.7
4th Down %	4th/60.0
Redzone Efficiency	11th/73.9
Tackles For Loss	11th/4.4
Sacks Allowed	8th/2.6

Rush Defense	12th/228.5
Pass Defense	5th/224.3
Pass Eff. Defense	10th/137.91
Total Defense	9th/452.8
Scoring Defense	11th/36.1
First Down Defense	6th/256
Punt Return Def.	11th/11.3
Kickoff Return Def.	8th/21.9
Fumbles Lost	11th/12
Passes Had Int.	7th/12
Turnovers Lost	9th/24
Net Punting	9th/37.1
Fewest Yards Pen.	5th/43.4
3rd Down % Defense	10th/42.9
4th Down % Defense	2nd/37.5
Redzone Eff. Defense	10th/89.1
Sacks	12th/0.7
Possession Time	6th/30:09

2016 Game-By-Game Starters

OFFENSE	WR	WR	LT	LG	C	RG
Western Carolina	Zay Jones	Quay Johnson	Justin Sandifer	Garrett McGhin	J.T. Boyd	Will Dancy
NC State	Zay Jones	Quay Johnson	Messiah Rice	Garrett McGhin	J.T. Boyd	Will Dancy
South Carolina	Zay Jones	Quay Johnson	Messiah Rice	Garrett McGhin	J.T. Boyd	Christian Matau
Virginia Tech	Terrel Green	Zay Jones	Messiah Rice	Garrett McGhin	J.T. Boyd	Will Dancy
UCF	Zay Jones	Quay Johnson	Justin Sandifer	Garrett McGhin	J.T. Boyd	Christian Matau
USF	Zay Jones	Quay Johnson	Messiah Rice	Garrett McGhin	J.T. Boyd	Christian Matau
Cincinnati	Zay Jones	Quay Johnson	Messiah Rice	Will Dancy	J.T. Boyd	Christian Matau
Connecticut	Zay Jones	Quay Johnson	Messiah Rice	Garrett McGhin	J.T. Boyd	Christian Matau
Tulsa	Zay Jones	Deondre Farrier	Messiah Rice	Garrett McGhin	J.T. Boyd	Christian Matau
SMU	Zay Jones	Quay Johnson	Messiah Rice	Garrett McGhin	J.T. Boyd	Christian Matau
Navy	Zay Jones	Quay Johnson	Messiah Rice	Garrett McGhin	J.T. Boyd	Christian Matau
Temple	Zay Jones	Quay Johnson	Messiah Rice	Garrett McGhin	J.T. Boyd	Christian Matau

	RT	QB	RB	TE	WR
Western Carolina	Brandon Smith	Philip Nelson	Anthony Scott	Stephen Baggett	Jimmy Williams
NC State	Brandon Smith	Philip Nelson	Anthony Scott	Stephen Baggett	Jimmy Williams
South Carolina	Brandon Smith	Philip Nelson	James Summers	Stephen Baggett	Jimmy Williams
Virginia Tech	Brandon Smith	Philip Nelson	James Summers	Stephen Baggett	Jimmy Williams
UCF	Brandon Smith	Philip Nelson	Anthony Scott	Deondre Farrier*	Jimmy Williams
USF	Brandon Smith	Philip Nelson	James Summers	Deondre Farrier*	Jimmy Williams
Cincinnati	Brandon Smith	Philip Nelson	James Summers	Stephen Baggett	Jimmy Williams
Connecticut	Brandon Smith	Philip Nelson	James Summers	Deondre Farrier*	Jimmy Williams
Tulsa	Brandon Smith	Philip Nelson	James Summers	Stephen Baggett	Jimmy Williams
SMU	Brandon Smith	Philip Nelson	James Summers	Stephen Baggett	Jimmy Williams
Navy	Brandon Smith	Gardner Minshew	James Summers	Stephen Baggett	Jimmy Williams
Temple	Brandon Smith	Gardner Minshew	James Summers	Brandon Bishop*	Jimmy Williams

*started as slot receiver

DEFENSE	DE	NT	DE	OLB	ILB	ILB
Western Carolina	Fred Presley	Demetri McGill	Justin Brown	Yiannis Bowden	Cam White	Pat Green
NC State	Demage Bailey	Demetri McGill	Justin Brown	Yiannis Bowden	Cam White	Pat Green
South Carolina	Demage Bailey	Demetri McGill	Justin Brown	Kiante Anderson	Cam White	Terrell Richardson
Virginia Tech	Demage Bailey	Demetri McGill	Justin Brown	Kendall Futrell	Cam White	Terrell Richardson
UCF	Demage Bailey	Fred Presley	Mike Myers	Yiannis Bowden	Cam White	Terrell Richardson
USF	Demage Bailey	Fred Presley	Mike Myers	Yiannis Bowden	Cam White	Terrell Richardson
Cincinnati	Demage Bailey	Fred Presley	Justin Brown	Yiannis Bowden	Cam White	Terrell Richardson
Connecticut	Devon Sutton*	Demetri McGill	Justin Brown	Kiante Anderson	Cam White	Jordan Williams
Tulsa	Demage Bailey	Demetri McGill	Devon Sutton*	Kiante Anderson	Cam White	Jordan Williams
SMU	Demage Bailey	Fred Presley	Terrell Richardson+	Kiante Anderson	Cam White	Jordan Williams
Navy	Demage Bailey	Demetri McGill	Fred Presley	Kiante Anderson	Terrell Richardson	Jordan Williams
Temple	Demage Bailey	Demetri McGill	Fred Presley	Kiante Anderson	Cam White	Jordan Williams

	OLB	CB	SS	FS	CB
Western Carolina	Dayon Pratt	Corey Seargent	DaShawn Benton	Travon Simmons	Colby Gore
NC State	Dayon Pratt	Corey Seargent	Bobby Fulp	Travon Simmons	DaShaun Amos
South Carolina	Dayon Pratt	Corey Seargent	DaShawn Benton	Travon Simmons	DaShaun Amos
Virginia Tech	Dayon Pratt	Corey Seargent	DaShawn Benton	Travon Simmons	Bobby Fulp
UCF	Dayon Pratt	Corey Seargent	Bobby Fulp	Travon Simmons	Colby Gore
USF	Dayon Pratt	Colby Gore	DaShawn Benton	Travon Simmons	DaShaun Amos
Cincinnati	Dayon Pratt	Corey Seargent	Devon Sutton	Travon Simmons	Colby Gore
Connecticut	Dayon Pratt	Colby Gore	DaShaun Amos	Travon Simmons	Bobby Fulp
Tulsa	Dayon Pratt	Colby Gore	DaShaun Amos	Travon Simmons	Bobby Fulp
SMU	Yiannis Bowden	Colby Gore	DaShaun Amos	DaShawn Benton	Bobby Fulp
Navy	Yiannis Bowden	Colby Gore	DaShaun Amos	Travon Simmons	Chris Love
Temple	Dayon Pratt	Colby Gore	Devon Sutton	Travon Simmons	DaShaun Amos

*started as nickel back; +started as an inside linebacker

Honors



Pirate All-America Selections



Dave Alexander

Fullback
1965 Little All-America



Andrew Bayes

Punter
1999 Consensus Walter Camp
FWAA (first-team)
AFCA (first-team)
AP (first-team)
CNN/SI (first-team)



Jeff Blake

Quarterback
1991 College & Pro Football
Newsweekly (second-team)



Jim Bolding

Defensive Back
1976 Newspaper Enterprise
Association
1975 AP
Football Weekly



Bill Cline

Quarterback
1964 AP Small College



Carlester Crumpler, Jr.

TIGHT END
1993 Walter Camp (first-team)



Matt Dodge

Punter
2009 collegefootballnews.com
SI.com
The Sporting News (second-team)
Rivals.com (third-team)



Cary Godette

Defensive End
1976 AP
RECAP



Lou Hallow

Lineman
1955 Little All-America



Justin Hardy

Wide Receiver
2014 Phil Steele Magazine
(third-team)
AP (third-team)



Leonard Henry

Fullback
2001 The Sporting News
(third-team)
Football News (third-team)



Wayne Inman

Offensive Lineman
1979 AP



Chris Johnson

Kick Returner
2007 Pro Football Weekly
(first-team)



Dion Johnson

Wide Receiver/Kick Returner
1991 AP (second-team)



Robert Jones

Linebacker
1991 Consensus AP
Scripps-Howard
Football News
Walter Camp
Kodak
College Football Writers (FWAA)
College & Pro Football Newsweekly
1990 The Sporting News
(second-team)
AP (third-team)
Football News



Zay Jones

Wide Receiver
2016 Walter Camp (first-team)
The Sporting News (first-team)
ESPN.com (first-team)
SB Nation (first-team)
Pro Football Focus (first-team)
College Sports Madness (first-team)
Associated Press (second-team)
Football Writers Association of
America (FWAA) (second-team)
American Football Coaches
Association (AFCA) (second-team)
SI.com (second-team)
CBS Sports (second-team)
Fox Sports (second-team)
Athlon Sports (second-team)
Phil Steele Magazine (second-team)



Danny Kepley

Linebacker
1974 AP



Tootie Robbins

Offensive Lineman
1981 AP



Sherwin Lacewell

Center
2000 Football News (second-team)



Terry Long

Offensive Lineman
1983 Consensus



Junior Robinson

Defensive Back/Kick Returner
1989 The Sporting News
(second-team)



Jody Schulz

Defensive End
1982 AP



Tom Scott

Offensive Lineman
1989 The Sporting News
Football News (first-team)
UPI (second-team)

National Honors

National Coach-of-the-Year

- 1964** Clarence Stasavich
1991 Bill Lewis

Fourth-Team All-America

- 2001** Pernel Griffin, LB
The Sporting News
2009 Matt Dodge, P
Phil Steele Magazine

Honorable Mention All-America

- 1950** Roger Thrift, QB
1953 Dick Cherry, QB
 Bobby Hodges, E
1954 Willie Holland, T
 Claude King, FB
1964 Dave Bumgarner, E
 Ted Day, T
1966 Kevin Moran, T
 Johnny Crew, C
 Bobby Ellis, B
 Walter Bostic, B
1967 Butch Colson, B
1968 Don Tyson, T
1970 Dick Corrada, FL
 Rich Peeler, OT
1972 Carlester Crumpler, RB
 Carl Summerell, QB
 Danny Kepley, LB
1973 Carl Summerell, QB
 Carlester Crumpler, RB
 Danny Kepley, LB
1974 Kenny Moore, OT
 Butch Strawderman, DE
1975 Cary Godette, DE
 Jimbo Walker, OG
1976 Jim Bolding, DB
 Harold Randolph, LB
1977 Harold Randolph, LB
1981 Jody Schultz, DE
1982 Clint Harris, DB
 Terry Long, OL
1983 Clint Harris, FS
 John Robertson, OT
 Earnest Byner, RB
 Jeff Pegues, DE
1985 Tony Baker, TB
 Kevin Walker, DB
1988 Tim James, FB
 Anthony Thompson, LB
1989 Anthony Thompson, DE
 Robert Jones, LB
 Walter Wilson, WR

- 1991** Jeff Blake, QB
 Hunter Gallimore, WR
 Luke Fisher, TE
 Dion Johnson, WR
 Tom Scott, OT
 John Jett, P
1992 Michael Anderson, QB
 Junior Smith, RB
 Carlester Crumpler, Jr., TE
 Bernard Carter, DE
 Jerry Dillon, OLB
 Greg Grandison, DB
1993 Bernard Carter, DE
 Junior Smith, RB
 Carlester Crumpler, Jr., TE
 Mark Libiano, LB
1994 Junior Smith, RB
1996 Scott Harley, RB
2002 Jarad Preston, P
 Brian Rimpf, OT
2003 Chris Moore, LB
 Brian Rimpf, OL
2004 Travis Williams, PR
2007 Chris Johnson, RB
2008 Matt Dodge, P
2009 Matt Dodge, P
 Van Eskridge, FS
 Dwayne Harris, KR/WR
2013 Shane Carden, QB

Freshman All-America

- 1988** Robert Jones, LB
The Sporting News
 (first-team)
1993 Daren Hart, DB
ProFootball News
 (second-team)
1998 Pernel Griffin, LB
Football News (first-team)
The Sporting News
 (second-team)
1999 Kevin Miller, K
Football News
2002 Chris Moore, LB
College Football News
 (second-team)
2008 Emanuel Davis, CB
Rivals.com
2011 Jeremy Grove, LB
Football Writers Association of America
CBSsports.com (first-team)
FOXSportsNext.com
 (first-team)
Yahoo! Sports (second-team)

Team-of-the-Year

- 1991** Awarded by ECAC

CoSIDA Academic All-America

- 2011** Matt Milner (second-team)
2012 Matt Milner (second-team)
2016 Zay Jones (second-team)

GTE Academic All-District

- 1989** Keith Arnold
 R.L. Beeman
1990 Keith Arnold
 Ken Burnette
1991 Keith Arnold
 Ken Burnette
2002 Richard Hourigan
 (second-team)
 Brian Rimpf (second-team)
2003 Richard Hourigan
 Brian Rimpf

National Football Foundation & College Hall of Fame National Honor Society

- 2006** Robert Lee, PK
 Kevin Roach, WR
2015 Warren Harvey, PK

NFF Scholar-Athlete Award

- 2011** Matt Milner, DE
2012 Mike Barbour, K
2013 Leonard Paulk, DB
2014 Damon Magazu, DB
2015 Warren Harvey, PK
2016 J.T. Boyd, OL
2017 Worth Gregory, P

National Player-of-the-Week

- 1973** Danny Kepley, LB
(Associated Press)
 vs. Richmond, Nov. 10
 Carlester Crumpler, RB
(United Press International)
 vs. Appalachian State, Nov. 17
1990 Robert Jones, LB
(Sports Illustrated)
 vs. Cincinnati, Oct. 20
 Greg Grandison, S
(College & Pro Football Newsweekly)
 vs. Virginia Tech, Nov. 16
 Jeff Blake, QB
(The Sporting News)
 vs. Syracuse, Oct. 12
1995 Marcus Crandell, QB
(The Sporting News)
 vs. Syracuse, Sept. 9

- 1996** Daren Hart, DB
(USA Today)
 vs. Miami (Fla.), Oct. 19
2008 Patrick Pinkney, QB
(AT&T All-America/ESPN)
 vs. West Virginia, Sept. 6
 Shane Carden, QB
(CBSsports.com)
 vs. Virginia Tech, Sept. 13

North Carolina Sports Hall of Fame

- 1970** Clarence Stasavich
2002 Carlester Crumpler, RB

Helms Hall of Fame

- 1960** Clarence Stasavich

Citrus Bowl Hall of Fame

- 1986** Clarence Stasavich

College Football Hall of Fame

- 2005** Pat Dye

National Association of Directors of Athletics Hall of Fame

- 1977** Clarence Stasavich

Liberty Bowl Alliance Coach-of-the-Year

- 1994** Steve Logan

Liberty Bowl Alliance Offensive Player-of-the-Year

- 1994** Junior Smith, RB
 Marcus Crandell, QB

ECAC Division I-A All Star Team

- 1991** Jeff Blake, QB
 Robert Jones, LB
 Dion Johnson, WR-KR
 Keith Arnold, C
1992 Tom Scott, OT
1993 Bernard Carter, DE
1994 Junior Smith, RB
1995 Marcus Crandell, QB
 Lorenzo West, DT
1996 Scott Harley, RB
 Larry Shannon, SE
 Carlos Brown, LB

AACA Good Works Team

- 2000** Carlos Ochoa, LB
2002 Brian Rimpf, OT

All-Conference Honors

American Athletic (2014-2016)

American Athletic Conference Player-of-the-Year

2014 Shane Carden, Offense

First Team

2014 Shane Carden, QB
Justin Hardy, WR*
Taylor Hudson, C
Terry Williams, DL

2015 Zeek Bigger, ILB
Bryce Williams, TE

2016 Zay Jones, WR
**unanimous selection*

Second Team

2014 Zeek Bigger, LB
J.T. Boyd, OG
Ike Harris, OT
Brandon Williams, LB
Bryce Williams, TE

2015 Zay Jones, WR
Montese Overton, OLB

2016 Worth Gregory, P

American Athletic Conference All-Academic Team

2014 Joe Allely
Randall Anderson
Kurt Benkert
Zeek Bigger
Brandon Bishop
Curtis Burston
Shane Carden
Charlie Coggins
Worth Gregory
Warren Harvey
Josh Hawkins
Zay Jones
Cody Keith
Blake Kemp
Isaiah King
Garrett McGhin
Cole Pickard
Terrell Richardson
Rocco Scarfone
Xavier Smith
Austin Teague
Connor Torruella
Jonathan Weymann
Cameron White

2015 Joe Allely
DaShaun Amos
Kurt Benkert
Brandon Bishop
Ryan Bursiek
Davon Grayson
Worth Gregory
Beau Huffman

Zay Jones
Blake Kemp
Eric Kristensen
Jamie Land
Erik Lenzen
Cam Marshmon
Dalton Montgomery
Philip Nelson
Davis Plowman
Caleb Pratt
Terrell Richardson
Rocco Scarfone
Derrell Scott
Corey Seargent
Travon Simmons
Xavier Smith
Jonathan Stanley
Curtis Struyk
Austin Teague
Tyrell Thompson
Connor Torruella
Cam White

Conference USA (1997-2013)

Conference USA Player-of-the-Year

2007 Chris Johnson, Special Teams
2009 Dwayne Harris, Special Teams
2010 Dwayne Harris, MVP
Dominique Davis, Newcomer
2011 Jeremy Grove, Freshman
2012 Vintavious Cooper, Newcomer
2013 Shane Carden, MVP

First Team

1997 Danny Moore, C
1998 Danny Moore, C
Roderick Coleman, DL
Travis Darden, DL
Jeff Kerr, LB
1999 Andrew Bayes, P
Pernell Griffin, LB
Jeff Kerr, LB
Sherwin Lacewell, C
2000 Sherwin Lacewell, OL
Pernell Griffin, LB
Keith Stokes, WR
2001 Pernell Griffin, LB
Leonard Henry, RB
Brian Rimpf, OT
2002 Jarad Preston, P
Brian Rimpf, OT
2003 Ryan Dougherty, P
Brian Rimpf, OT
2004 Travis Williams, PR
2005 Aundrae Allison, WR
Chris Moore, LB
2006 Ryan Dougherty, P
Chris Johnson, KR

2007 Chris Johnson, KR
2008 Van Eskridge, FS
C.J. Wilson, DE
2009 Sean Allen, OL
Emanuel Davis, CB
Matt Dodge, P
Van Eskridge, FS
Dwayne Harris, WR
Linval Joseph, DT
C.J. Wilson, DE
2010 Dwayne Harris, WR/PR
Willie Smith, OL
2012 Justin Hardy, WR
2013 Shane Carden, QB
Justin Hardy, WR
Will Simmons, OL

Second Team

1997 Roderick Coleman, LB
Jeff Kerr, LB
Dwight Henry, DB
Andrew Bayes, P
1998 Buck Collins, TE
Kelvin Suggs, DB
Andrew Bayes, P
1999 Mbayo Ahmadu, NG
Forrest Foster, RB
David Garrard, QB
Kevin Monroe, CB
Keith Stokes, RS
2000 David Garrard, QB
Leonard Henry, RB
2001 David Garrard, QB
Greg LeFever, LB
Kevin Miller, PK
2002 Art Brown, RB
2003 Terrance Copper, WR
Chris Moore, LB
Marvin Townes, RB
2004 Zack Baker, FS
Ryan Dougherty, P
Chris Moore, LB
2006 Aundrae Allison, WR
Eric Graham, OT
Pierre Parker, SS
2007 Matt Butler, OG
Josh Coffman, OT
Van Eskridge, FS
Chris Johnson, RB
Zack Slate, DE
C.J. Wilson, DE
2008 Sean Allen, C
Pierre Bell, LB
2009 Terence Campbell, OL
Dwayne Harris, KR
Ben Hartman, PK
Nick Johnson, LB
2010 Michael Barbour, PK
Emanuel Davis, CB
Lance Lewis, WR
2011 Emanuel Davis, CB
Lance Lewis, WR

2012 Michael Brooks, DL
Vintavious Cooper, RB
Derrell Johnson, LB
Will Simmons, OL
2013 Vintavious Cooper, RB
Jordan Davis, OL
Lee Pegues, DL
Derrell Johnson, LB
Damon Magazu, DB

Conference USA All-Freshmen Team

1997 Jamie Wilson, RB
James Bell, OL
Marcellus Harris, WR-KR
1998 David Garrard, QB
Pernell Griffin, LB
1999 Anthony Adams, S
Kevin Miller, PK
2000 Vonta Leach, LB
Brian Rimpf, OL
2001 Marvin Townes, KR
2002 Reicko Jones, CB
Chris Moore, LB
Guy Whimper, DL
Josh Coffman, TE
Ryan Dougherty, P
Erode Jean, DB
2004 Chris Johnson, RB-KR
Durwin Lamb, LB
Travis Williams, PR
2006 Terence Campbell, OG
Cory Dowless, OG
Van Eskridge, LB
Scotty Robinson, DE
C.J. Wilson, DE
2007 Dwayne Harris, PR
Linval Joseph, DT
D.J. Scott, OT
Travis Simmons, CB
Jonathan Williams, KR
2008 Emanuel Davis, CB
2009 Michael Brooks, DT
2010 Grant Harner, OT
2011 Jeremy Grove, LB
Justin Hardy, WR
Montese Overton, LB
2012 Zay Jones, WR
Demetri McGill, DL
Dayon Pratt, OLB

Conference USA All-Academic Team

2006 Kevin Roach, WR
2007 Josh Coffman, OL
2009 Sean Allen, OL
Patrick Pinkney, QB
2010 Matt Milner, DL
2011 Matt Milner, DL
2012 Matt Milner, DL
2013 Adhem Elswawi, OL
Warren Harvey, PK

All-South Independent (1977-1995)

First Team

1977	Wayne Bolt, OG Gerald Hall, DB Harold Randolph, LB Zack Valentine, DE
1978	Gerald Hall, DB Zack Valentine, DE Mike Brewington, LB Anthony Collins, RB Wayne Inman, OG
1979	Clint Harris, DB Terry Long, OG Jody Schulz, DE Earnest Byner, RB Clint Harris, DB Terry Long, OG Jeff Pegues, DE John Robertson, OT
1985	Tony Baker, RB Kevin Walker, DB
1989	Junior Robinson, DB/KR
1990	Luke Fisher, TE Robert Jones, LB Anthony Brenner, PK Luke Fisher, TE Hunter Gallimore, WR Robert Jones, LB Tom Scott, OT
1992	Bernard Carter, DE Carlester Crumpler, Jr., TE Tom Scott, OT Junior Smith, RB
1993	Jeff Cooke, DT Carlester Crumpler, Jr., TE Daren Hart, CB Junior Smith, RB
1994	Mark Libiano, LB Junior Smith, RB Terry Tilghman, OG Marcus Crandell, QB Mark Libiano, LB Emmanuel McDaniel, CB Jerris McPhail, FB

Second Team

1977	Terry Gallaheer, SE
1978	Mike Brewington, LB Eddie Hicks, RB Wayne Inman, OG Charlie Carter, DB Mitchell Johnston, OG Matt Mulholland, OT Theodore Sutton, FB
1979	Anthony Collins, RB Jody Schulz, DE Steve Hamilton, DT Jeff Heath, K John Robertson, OT
1983	Kevin Ingram, QB Hal Stephens, DT Norwood Vann, TE

1984	Henry Williams, KR Kevin Walker, DB Curtis Wyatt, DE
1987	Ellis Dillahunt, DB
1988	Tim James, FB Anthony Thompson, LB
1989	Robert Jones, LB Anthony Thompson, DE Walter Wilson, WR George Koonce, DE Chad Martin, OG
1990	Jeff Blake, QB Jerry Dillon, DE Greg Grandison, S John Jett, P Dion Johnson, WR-KR
1991	Michael Anderson, QB Jerry Dillon, OLB Greg Grandison, DB Mitchell Galloway, HB Dwight Henry, DB John Krawczyk, DT Matt Levine, P
1992	Mitchell Galloway, HB Dwight Henry, DB John Krawczyk, DT Matt Levine, P
1994	Mitchell Galloway, HB Dwight Henry, DB John Krawczyk, DT Matt Levine, P
1995	Mitchell Galloway, HB Daren Hart, S

All-South Independent Coach-of-the-Year

1991	Bill Lewis
1994	Steve Logan

All-South Independent Player-of-the-Year

1994	Mark Libiano, LB (Defensive)
------	---------------------------------

All-South Academic Team

1979	Vern Davenport, SE Matt Mulholland, T
------	--

Southern Conference (1964-1976)

First Team All-Conference

1965	Dave Alexander, B
1966	Walter Bostic, OG Johnny Crew, C Bobby Ellis, DB Kevin Moran, DT
1967	Butch Colson, B Neal Hughes, B Kevin Moran, OT
1968	Ben Grieb, OG Don Tyson, DT
1969	George Wheeler, DT Billy Wightman, B
1970	Dick Corrada, FL Rich Peeler, DT
1971	Monty Kiernan, LB Jack Patterson, S Rich Peeler, DT
1972	Carlester Crumpler, RB

1973	Stan Eure, TE Danny Kepley, LB Rusty Markland, DB Carl Summerell, QB Greg Troupe, OG Carlester Crumpler, RB Stan Eure, TE Cary Godette, DE Danny Kepley, LB Mike Myrick, DB Carl Summerell, QB Greg Troupe, OG Jim Woody, PK Ricky Bennett, OT Jim Bolding, S Danny Kepley, LB Kenny Moore, DT Don Schink, B Butch Strawderman, DE Jimbo Walker, OG Jim Bolding, S Willie Bryant, DT Cary Godette, DE Harold Randolph, LB Kenny Strayhorn, B Jimbo Walker, OG Jim Bolding, S Wayne Bolt, OG Pete Conaty, PK Jake Dove, DT Cary Godette, DE Gerald Hall, DB Eddie Hicks, B Reggie Pinkney, DB Harold Randolph, LB
------	--

Southern Conference Athlete-of-the-Year

1972	Carlester Crumpler, RB
1973	Carl Summerell, QB

Southern Conference Player-of-the-Year

1967	Butch Colson, RB
1972	Carlester Crumpler, RB
1973	Carl Summerell, QB

Jacobs Blocking Trophy (presented to outstanding blocker in the Southern Conference)

1965	Norman Swindell
1967	Kevin Moran

Southern Conference All-Academic

1974	Larry Lundy, OT
1975	Larry Lundy, OT

North State Conference (1940-1960)

All-Conference Team

1949	Roger Thrift, QB
1950	Roger Thrift, QB Frank Maennie, E
1951	Dwight Shoe, E
1952	Dwight Shoe, E Willie Holland, T Dick Cherry, QB
1953	Dick Cherry, QB Robert Hodges, E Paul Gay, HB Willie Holland, T Lou Hollow, C James Faircloth, C David Lee, T
1954	Willie Holland, T Larry Rhodes, E David Lee, G John Hayes, B Ray Pennington, E Lou Hollow, C Dick Cherry, QB
1955	Ray Pennington, E James Speight, HB Ed Emory, G Bobby Perry, B Glenn Bass, HB James Speight, HB Ed Emory, T Lynn Barnett, C
1960	Glenn Bass, HB Sonny Baysinger, HB Clayton Piland, T

North State Conference MVP

1950	Roger Thrift, QB
------	------------------

North State Conference Coach-of-the-Year

1952	Jack Boone
------	------------

All-State

1950	Roger Thrift, QB
1952	Dwight Shoe, E
1953	Dick Cherry, QB Robert Hodges, E Paul Gay, HB
1954	Willie Holland, T
1955	Lou Hollow, C
1959	Ed Emory, T
1960	Clayton Piland, T Glenn Bass, HB Tom Michel, FB Kevin Moran, DT

All-Star Game Players



Zay Jones participated in the 2017 Reese's Senior Bowl Game where he caught six passes for 68 yards.

All-American Bowl

- 1993** Jerry Dillon
Clayton Driver

All-American Classic

- 2006** James Pinkney, QB

All-Star Gridiron Classic

- 1999** Norris McCleary, DL
2003 Kelly Hardy, DB
2004 Damane Duckett, DT

American Bowl

- 1976** Cary Godette, DE
Jim Bolding, DB

Blue-Gray Game

- 1973** Carlester Crumpler, RB
Carl Summerell, QB
Greg Troupe, OG
1978 Gerald Hall, DB
1979 Mitchell Johnston, G
1981 Tootie Robbins, OT
1982 Jody Schultz, DE
1983 Clint Harris, FS
Terry Long, OG
1987 Ellis Dillahunt, DB
1988 Billy Michel, OG

- 1989** Junior Robinson, DB/KR
1990 Chad Martin, OG
1992 Greg Grandison, DB
1993 Bernard Carter, DE
1997 Dan Gonzalez, QB
1998 Buck Collins, TE
2004 Terrance Copper, WR
Damane Duckett, DT
Vonta Leach, FB

Can-Am Bowl

- 1978** Eddie Hicks, RB

Coaches All-America Game

- 1973** Carl Summerell, QB

College Gridiron Showcase

- 2016** James Summers, RB

East-West Shrine Game

- 1985** Kevin Walker, DB
1990 Chad Martin, OG
1991 Luke Fisher, TE
Robert Jones, LB
1993 Tom Scott, OT
1996 Marcus Crandell, QB
1998 Roderick Coleman, DL
1999 Jeff Kerr, LB

- 2002** Pernell Griffin, LB
2009 Van Eskridge, DB
2011 Emanuel Davis, DB
Lance Lewis, WR
2013 Derrell Johnson, LB

Hula Bowl

- 1983** Terry Long, OG
1987 Anthony Simpson, FB
1996 Lorenzo West, DT
1998 Troy Smith, SE
2002 Leonard Henry, FB
2005 Chris Moore, LB
Guy Whimper, OT
Skip Holtz, Head Coach
2006 Eric Graham, OT

Japan Bowl

- 1982** Jody Schulz, DE
1991 Jeff Blake, QB

Medal of Honor Bowl

- 2014** Charlie Coggins, DS
2014 Terry Williams, DL
2014 Cam Worthy, WR

NFLPA Collegiate Bowl

- 2013** Will Simmons, OG
2014 Cam Worthy, WR
2016 Philip Nelson, QB

North Carolina Shrine Bowl

- 1967** Neal Hughes, TB
(Outstanding Player)
Paul Hutchins, G
Kevin Moran, G
Clarence Stasavich
(Outstanding Coach)

North-South Shrine Game

- 1976** Reggie Pinkney, DB

Olympia Gold Bowl

- 1981** Tootie Robbins, OT

Raycom All-Star Game

- 2012** Michael Brooks, DL

Senior Bowl

- 1977** Ernest Madison, DB
1980 Mike Brewington, LB
1994 Tom Scott, OT
1995 Carlester Crumpler, Jr., TE
1998 Larry Shannon, SE
1999 Roderick Coleman, DL
Troy Smith, SE
2000 Andrew Bayes, P
2003 David Garrard, QB
2005 Brian Rimpf, OT
2007 Aundrea Allison, WR
2008 Chris Johnson, RB

- 2010** Matt Dodge, P
C.J. Wilson, DE
2011 Dwayne Harris, WR/RS
2015 Shane Carden, QB
Justin Hardy, WR
2016 Bryce Williams, TE
2017 Zay Jones, WR

Texas vs. Nation All-Star Game

- 2006** Eric Graham, OT
2008 Stanley Bryant, OT
Davon Drew, TE
Khalif Mitchell, DT
(selected but did not
play due to injury)
2009 Dominique Lindsay, RB
Jay Ross, DT
2010 Willie Smith, OT

Bowl Game Award Recipients

- 1995** Daren Hart, DB
Defensive MVP, Liberty Bowl
Chad Holcomb, PK
Offensive MVP, Liberty Bowl
Bernard Williams, DL
Defensive MVP,
galleryfurniture.com Bowl
Keith Stokes, WR/KR
Specialist MVP,
galleryfurniture.com Bowl
David Garrard, QB
Offensive MVP,
galleryfurniture.com Bowl
2001 Jerome Steward, DB
Defensive Player-of-the-Game,
GMAC Bowl
Leonard Henry, FB
Offensive Player-of-the-Game,
GMAC Bowl
2004 Vonta Leach, FB
Offensive MVP - Gray,
Blue-Gray Game
2006 Bobby Good, WR
ECU MVP, PapaJohns.com Bowl
Chris Johnson, RB/KR
ECU MVP, Sheraton
Hawai'i Bowl
2008 Darryl Freaney, WR
ECU Offensive MVP,
AutoZone Liberty Bowl
Nick Johnson, LB
ECU Defensive MVP,
AutoZone Liberty Bowl
2009 Dominique Lindsay, RB
ECU Offensive MVP,
AutoZone Liberty Bowl
Chris Mattocks, LB
ECU Defensive MVP,
AutoZone Liberty Bowl
2013 Vintavious Cooper, RB
ECU MVP, Beef 'O' Brady's Bowl

Pirate Awards — Active

Most Valuable Player

1938	Bill Shelton
1939	Mervin Frazelle
1962	Maurice Allen
1963	Maurice Allen
1964	Bill Cline
1965	Norman Swindell
1966	Johnny Crew
1967	Neal Hughes
1968	Billy Wightman
1969	Butch Colson
1970	George Whitley
1971	Will Mitchell
1972	Carl Summerell
1973	Carl Summerell
1974	Danny Kepley
1975	Cary Godette
1976	Cary Godette
1977	Harold Randolph
2010	Dwayne Harris
2011	Jeremy Grove
2012	Justin Hardy
2013	Shane Carden
2014	Shane Carden
2015	Zay Jones
2016	Zay Jones

Most Valuable Player - Offense

1978	Eddie Hicks
1979	Leander Green
1980	Anthony Collins
1981	Tootie Robbins
1982	John Floyd
1984	Ricky Nichols
1985	Tony Baker
1986	Anthony Simpson
1987	Anthony Simpson
1988	Tim James
1989	Walter Wilson
1990	Luke Fisher
1991	Jeff Blake
1992	Junior Smith
1993	Junior Smith
1994	Junior Smith
1995	Jerris McPhail
1996	Marcus Crandell
1997	Troy Smith
1998	Troy Smith
1999	Marcus Crandell
2000	David Garrard
	Marcellus Harris
2001	Leonard Henry
2003	Marvin Townnes
2004	James Pinkney
2010	Dominique Davis
	Willie Smith
2011	Justin Hardy
2012	Shane Carden
2013	Justin Hardy
2014	Justin Hardy
2015	Blake Kemp
2016	James Summers

Most Valuable Player - Defense

1974	Danny Kepley
1975	Cary Godette
1976	Cary Godette
1977	Harold Randolph
1978	Zack Valentine
1979	Mike Brewington
1980	Jeffrey Warren
1982	Jody Schulz
1983	Mike Grant
1984	Tyrone Johnson
1985	Kevin Walker
1987	Vinson Smith
1988	Shannon Boling
1989	Anthony Thompson
1990	Robert Jones
1991	Robert Jones
1992	Tony Davis
1993	Bernard Carter
1994	John Krawczyk
1995	Morris Foreman
1996	Carlos Brown
1997	Roderick Coleman
1998	Roderick Coleman
1999	Jeff Kerr
2000	Mbayo Ahmadu
2001	Pernell Griffin
2003	Chris Moore
2004	Chris Moore
2010	Josh Smith
2011	Jeremy Grove
2012	Derrell Johnson
2013	Damon Magazu
2014	Brandon Williams
2015	Zeek Bigger
2016	Dayon Pratt

Most Valuable Player - Special Teams

1978	Fred Chavis
	Bill Lamm
1979	Keith Golden
1980	Keith Golden
1981	Chuck Bushbeck
	Smokey Norris
1982	Jeff Heath
1983	Henry Williams
	Jeff Bolch
	Stuart Ward
1984	Henry Williams
	Joe Bolch
1985	Tony Smith
	Bruce Simpson
1986	Chuck Berleth
	Vinson Smith
1987	Tony Smith
	Roswell Streeter
1988	Matt McLaughlin
	John Jett
1989	Brian McPhatter
	Jerry Dillon
1990	Dion Johnson

1991	Donald Porch
	Dion Johnson
	Charles Howard
1992	Morris Foreman
1993	Chad Holcomb
1994	Jerris McPhail
	E.J. Gunthrope
1995	Tavares Taylor
1996	Freddie Claybrooks
	Kevin Monroe
1997	Jason Shell
1998	Andrew Bayes
1999	Kevin Monroe
2000	Keith Stokes
2001	Jarad Preston
	Antwaun Cook
2003	Ryan Dougherty
2004	Travis Williams
2010	Rahkeem Morgan
2011	Mike Barbour
2012	Trent Tignor
2013	Trent Tignor
2014	Warren Harvey
2015	Worth Gregory
2016	Worth Gregory

Newcomer-of-the-Year

1982	Curtis Wyatt
	Kevin Banks
1983	Henry Williams, Offense
	Tyrone Johnson, Defense
1984	David Kramer, Offense
	Keith Ford, Defense
1985	Bubba Waters
	Ken Bourgeois
1986	Grant Lowe
	Henry Ferraro
1987	Derrick Parker
1988	Al Whiting, Offense
	Chris Hall, Defense
1989	Tom Scott, Offense
	Derrick Fields, Defense
1990	Dion Johnson, Offense
	Bernard Carter, Defense
1991	Greg Grandison
1992	Morris Letcher
1993	Daren Hart
1994	Jason Nichols
1995	Travis Darden
1996	Danny Moore
1997	Jeff Kerr
1998	Pernell Griffin
1999	Keith Stokes
2000	Brian Rimpf, Offense
	Vonta Leach, Defense
2001	Marvin Townnes
2003	Erode Jean
2004	Chris Johnson
2010	Michael Barbour,
	Special Teams
	Lance Lewis, Offense
2011	Danny Webster

2012	Vintavious Cooper
2013	Cam Worthy
2014	Quincy McKinney
2015	James Summers
2016	Colby Gore

Offensive Big Man-of-the-Year

2016	J.T. Boyd
------	-----------

Defensive Big Man-of-the-Year

2016	Demetri McGill
------	----------------

Offensive Skill Player-of-the-Year

2016	Zay Jones
------	-----------

Defensive Skill Player-of-the-Year

2016	DaShaun Amos
------	--------------

Winning Edge Award

(Outstanding Attitude)

2016	Kiante Anderson
------	-----------------

Iron Man Award

(Most Snaps Played)

2016	J.T. Boyd
------	-----------

Rick Bankston Memorial Award

(Outstanding Scout Teams Player)

1977	Eddie Murphy
1978	Dennis Mulholland
1979	Larry O'Roark
1980	Robert Boykins
1981	Reggie Branch, Offense
	Martin Daniel, Defense
1982	Robert Fuller
	Brian Herndon
1983	Randy Lowry, Offense
	Scott Lewis, Defense
1985	Barnie Gyant, Offense
	Carl Carney, Defense
1986	Carl Barkers, Offense
	Mike Applewhite, Defense
1987	Carl Barkers, Offense
	R.L. Beeman, Defense
1988	Rich Cameron, Offense
	Ernie Lewis, Defense
1989	Schizo Sherman, Offense
	Travis Uzzell, Defense
1990	Damon Wilson, Offense
	Greg Smith, Offense
	Reggie Robinson, Defense
	Fred Walker, Defense
1991	Derek Hall, Offense
	David Crumbie, Defense
	Carlos Blake, Special Teams
1992	Marcus Crandell, Offense
	Lamont Burns, Defense
	E.J. Gunthrope, Special Teams
1993	Bruce Pearson
1994	Scott Harley, Offense
	Deeone McKeithan, Defense



Trevian Hicks

- 1995 Damon Davis, Offense
Jeff Kerr, Defense
Freddie Claybrooks, Defense
- 1996 Bobby Weaver, Offense
Marc Yellock, Defense
- 1997 David Garrard, Offense
Pernell Griffin, Defense
- 1998 Antwane Yelverton, Offense
Erik Hines, Defense
- 1999 Kevin Jackson
- 2000 Desmond Robinson, Offense
Christian Wasielewski,
Defense
- 2001 Dominique Hatcher, Offense
Josh Chilsom, Defense
- 2003 Tyrece Hayden, Offense
Craig Harper, Defense
- 2004 Davon Drew, Offense
Jarrett Wiggins, Defense
- 2005 Rob Kass, Offense
Scotty Robinson, Defense
Ronald Wright, Special Teams
- 2006 Travis Melvin, Offense
Khalif Mitchell, Defense
A.J. Johnson, Special Teams
- 2007 Cory Dowless, Offense
Maurice Mercer, Defense
Kurtis von Bargaen,
Special Teams
- 2008 Kemory Mann, Offense
Kurtis von Bargaen, Defense
Leonard Paulk, Special Teams

- 2009 Joe Sloan, Offense
Matt Milner, Defense
Jeremy Davis, Special Teams
- 2010 Maurice Falls, Offense
James Craig, Defense
Shane Carden, Offense
- 2011 Terry Biles, Defense
Calvin Easter, Offense
Drayvon Fairley, Defense
Jonathon Weymann, Offense
- 2012 Joe Allely, Defense
- 2013 Jacen Murphy, Offense
Drayvon Fairley, Defense
Philip Nelson, Offense
- 2015 Trevian Hicks, Defense
Hussein Howe, Offense
Michael Swift, Defense

**Rock Roggeman
Heart of the Pirate Award**

- 2000 Antwane Yelverton
- 2001 Marcus White
- 2005 Lorenza Pickett
- 2006 Shauntae Hunt
- 2007 Matt Butler
- 2008 Leon Best
- 2009 Terence Campbell
- 2010 Dekota Marshall
- 2011 Andrew Bodenheimer,
Offense
Damon Magazu, Defense

- 2012 Jacobi Jenkins, Defense
Will Simmons, Offense
- 2013 Adhem Elsawi, Offense
Kyle Tudor, Defense
- 2014 Zay Jones, Offense
Brandon Williams, Defense
- 2015 Jimmy Williams, Offense
Terrell Richardson, Defense
- 2016 Jimmy Williams, Offense
Fred Presley, Defense

**Morris Foreman
Iron Pirate Award
(Strength & Conditioning)**

- 2011 Dominique Davis
- 2012 Andrew Bodenheimer
- 2013 Zico Pasut
- 2014 Detric Allen
- 2015 Rocco Scarfone
- 2016 Cam White

**Jerry T. Brooks Award
(Academic Achievement)**

- 1979 Rocky Butler
Henry Trevathan
- 1980 Rocky Butler
Vern Davenport
- 1981 Larry Brobst
Jeff Bolch
- 1982 Jeff Heath
- 1983 Gerry Rogers
Chuck Northcutt
- 1984 Daniel Cole
- 1985 Bill Carver
- 1986 Bill Carver
- 1987 Medrick Rainbow
- 1988 Bill Carver
- 1989 R.L. Beeman
- 1990 R.L. Beeman
- 1991 Deke Owens
- 1992 Deke Owens
- 1993 Greg Smith
- 1994 Junior Smith
- 1995 Aaron Black
- 1996 Dan Gonzalez
- 1997 Dan Golzalez
Larry Shannon
- 1998 Dwayne Ledford
- 2000 Carlos Ochoa
- 2001 Chris Nelson
- 2003 Richard Hourigan
- 2004 Shawn Levesque
- 2005 Shawn Levesque
- 2006 Ryan Dougherty
C.J. Wilson
- 2007 Joe Sloan
- 2008 Joe Sloan
- 2009 Joe Sloan
Patrick Pinkney
Dekota Marshall
- 2010 Matt Milner
- 2011 Matt Milner
- 2012 Adhem Elsawi
Matt Milner

- 2013 Adhem Elsawi
Warren Harvey
- 2014 Kurt Benkert
Warren Harvey
- 2015 Dalton Montgomery
Austin Teague
- 2016 Dalton Montgomery

Team Captains


- 1932 Bud Bullock
- 1933 Henry Rivers
- 1936 Lex Ridenhour
- 1937 Primy Carpenter
- 1938 Bill Shelton
- 1939 Mervin Frazelle
- 1940 Walter Rodgers
- 1941 Jim Gianakas
- 1947 John Wyatt
- 1948 John Wyatt
Frank Holocher
- 1949 Ray Autry
Keith Kilpatrick
- 1950 Johnny Smith
Buck Wilson
- 1951 Jesse Aldridge
Dwight Shoe
Dennis Smith
- 1952 Dwight Shoe
Dennis Smith
- 1953 Jack Britt
Bobby Hodges
- 1954 John Hayes
Willie Holland
- 1955 Dick Cherry
Harold O'Kelley
- 1956 Dick Cherry
Ray Pennington
- 1957 Dick Monds
Ken Burgess
- 1958 Lynn Barnett
Ralph Zehring
- 1959 Bill Cain
Ed Emory
- 1960 Glenn Bass
Chuck Gordon
- 1961 Chuck Gordon
Nick Hilgert
Clayton Piland
Dave Smith
Bill Strickland
- 1963 Maurice Allen
Richard Honeycutt
- 1964 Dave Bumgarner
Ted Day
- 1965 Mitchell Cannon
Norman Swindell
- 1966 Leroy Cobb
- 1967 Johnny Crew
Nelson Gravatt
Kevin Moran
- 1968 Ben Grieb
Wayne Lineberry
- 1969 Mike Boaz
Roger Bost
- 1970 George Whitley

1971 Steve Davis
1972 Rich Peeler
 Jim Post
 Jimmy Creech
1973 Mike Myrick
 Carl Summerell
1974 Danny Kopley
 Don Schink
1975 Cary Godette
 Jimbo Walker
 Bobby Myrick
 Kenny Strayhorn
1976 Mike Weaver
 Cary Godette
1977 Jimmy Southerland
 Harold Randolph
1978 Eddie Hicks
 Terry Gallaher
 Zack Valentine
1979 Matt Mulholland
 Mike Brewington
1980 Theodore Sutton
 Jeffrey Warren
1981 Mike Grant
 Tootie Robbins
1982 John Schulz

Earnest Byner
 Whitley Wilkerson
1983 Earnest Byner
 Mike Grant
 Reggie Branch
 Lloyd Black
1984 Jeff Heath
 Tyrone Johnson
 Ricky Nichols
1985 Tony Baker
 Robert Washington
 Stuart Ward
1986 Game captains
1987 Game captains
1988 Game captains
1989 Travis Hunter
 Walter Wilson
 Anthony Thompson
 Junior Robinson
1990 Chad Martin
 Donald Porch
 George Koonce
 R.L. Beeman
1991 Jeff Blake
 Luke Fisher
 Chris Hall

John Jett
 Robert Jones
1992 Jerry Dillon
 Tom Scott
 Charles Howard
 Cedric Van Buren
1993 Carlester Crumpler, Jr.
 Robert Tate
 Jeff Cooke
1994 Junior Smith
 John Krawczyk
 Leonard Graham
1995 Morris Foreman
 Kevin Wiggins
 Mark Libiano
1996 Marcus Grandell
 Daren Hart
 E.J. Gunthrope
1997 Larry Shannon
 Tabari Wallace
 Dwight Henry
1998 Danny Moore
 Kendrick Phillips
 Deeone McKeithan
1999 Derrick Gamble
 Jeff Kerr

2000 Andrew Bayes
 Samien Jones
 Devone Claybrooks
 Keith Stokes
2001 David Garrard
 Pernell Griffin
 Kevin Miller
2002 Christshawn Gilliam
 Kevin Miller
 Antwane Yelverton
2003 Terrance Copper
 Vonta Leach
 Brian Rimpf
2004 Cameron Broadwell
 Eric Butler
 Charlie Dempsey
 Chris Moore
 James Pinkney
2005 Gary Freeman
 Richard Koonce
 Chris Moore
2006 Eric Graham
 Shauntae Hunt
 James Pinkney
 Kasey Ross
2007 Josh Coffman
 Fred Wilson
2008 Pierre Bell
 Patrick Pinkney
 Zack Slate
2009 Van Eskridge
 Patrick Pinkney
2010 Dominique Davis
 Emanuel Davis
 Dwayne Harris
 Josh Smith
2011 Dominique Davis
2012 Andrew Bodenheimer
 Jeremy Grove
 Cody Lyon
 Damon Magazu
2013 Shane Carden
 Damon Magazu
 Lee Pegues
 Will Simmons
 Trent Tignor
2014 Shane Carden
 Charlie Coggins
 Justin Hardy
 Chrishon Rose
 Brandon Williams
2015 DaShaun Amos
 Zeek Bigger
 J.T. Boyd
 Chris Hairston
2016 DaShaun Amos
 J.T. Boyd
 Zay Jones
 Demetri McGill
 Philip Nelson



J.T. Boyd was a two-time team captain for ECU (2015-16)

Pirate Awards — Non-Active (1932-2015)

Swindell Memorial Award

(Big Team, Little Me)

1966	Leroy Cobb
1967	Nelson Gravatt
1968	George Wheeler
1969	Danny Wilmer
1970	George Whitley
1971	Rich Peeler
1972	Jim Post
	Jimmy Creech
1973	Carl Summerell
1974	Kenny Moore
1975	Bobby Myrick
1976	Nick Bullock
1977	Terry Gallaher
1978	Terry Gallaher
1979	Matt Mullholland
1980	Vern Davenport
1981	Chuck Bushbeck
1982	Smokey Norris
1983	John Floyd
	Hal Stephens
1984	Chris Santa Cruz
	Donald Reid
1985	Paul Hoggard
1987	Ben Billings
1988	Jarrold Moody
1989	Charlie Libretto
1990	Donald Porch
1991	Cedric Van Buren
	Chris Hall
1992	Sean McConnell
	Zaim Cunmulaj
1993	Greg Floyd
1994	Damon Wilson
1995	Aaron Black
1996	Jamie Gray, Offense
	David Hart, Defense
1997	Perez Mattison
1998	J.J. McQueen
1999	David Burnell
	Kwabena Green
2000	Kevin Ward
	Christshawn Gilliam
	Rod Emery
2001	Arnie Powell
	Aaron Walker
2003	Derek Helms
2004	Lorenza Pickett

E.E. Rawl Memorial Award

(Character, Scholarship and Athletic Achievement)

1962	Dave Smith
1963	Maurice Allen
1964	Jerry Tolley
1965	Ira Bullard
1966	Pete Crane
1967	Jimmy Shuffler
1968	Ben Grieb
1969	Mike Boaz

1970	Dwight Flanagan
1971	Jack Patterson
1972	Kirk Doll
1973	Mike Myrick
1974	Don Schink
1975	Larry Lundy
1976	Jake Dove
1977	Vince Kolanko
1978	Steve Greer
1979	Vern Davenport
1980	Theodore Sutton
1981	Jody Schulz
1982	John Robertson
1983	John Robertson
	Gerry Rogers
1984	Norman Quick
1985	Jeff Heath
1986	Robert Alexander
1987	Ellis Dillahunt
1988	Willie Lewis
1989	Willie Lewis
1990	Keith Arnold
1991	Keith Arnold
1992	Cedric Van Buren
1993	Bernard Carter
1994	Dealton Cotton
1995	Emmanuel McDaniel
1996	Mitchell Galloway
1997	Dan Gonzalez
1998	Brian Bentley
1999	Forrest Foster
2000	Carlos Ochoa
	Marc Yellock
2001	Brian Rimpf
2003	Brian Rimpf
2004	Eric Butler

Lansche Outstanding Senior Award

(presented by Dr. L.E. Lansche Family)

1962	David Smith
1963	Maurice Allen
1964	Ted Day
1965	Mitchell Cannon
1966	Johnny Crew
1967	Kevin Moran
1968	Jim Flowe
1969	George Wheeler
1970	Goerge Whitley
1971	Monty Kiernan
1972	Terry Stoughton
1973	Carl Summerell
1974	Danny Kepley
1975	Ken Strayhorn
1976	Cary Godette
1977	Terry Gallaher
1978	Zack Valentine
1979	Leander Green
1980	Theodore Sutton

Janet Overton Outstanding Senior Award

1981	Mike Davis
1982	Jody Schulz
1983	Terry Long
1984	Reggie Branch
1985	Robert Washington
	Tony Baker
1986	Robert Alexander
1987	Ellis Dillahunt
1988	Jarrold Moody
1989	Todd Drugac
	Mike Applewhite
1990	George Koonce
1991	Luke Fisher
1992	Ernie Lewis
1993	Reggie Robinson
1994	Terry Tilghman
1995	Walter Scott
1996	Scott Richards
	Lorenzo West
1997	Linwood DeBrew
1998	Buck Collins
	Kelvin Suggs
1999	Tomha McMillan
2000	Bobby Parker
	Jahi Smart
2001	Greg LeFever
2003	Brandon Pope
2004	Hagen Mason

Outstanding Freshman Award

(presented by WNCN-TV)

1962	Buddy Bovender
1963	Keith Sauls
1964	Kevin Moran
1965	Wayne Lineberry
1966	Roger Bost
1967	Walter Adams
1968	Garland Ballard
1969	Jimmy Creech
1970	Carl Summerell
1971	Danny Kepley
1972	Cary Godette
1973	Jim Bolding
1974	Wayne Bolt
1975	Zack Valentine
1976	Noah Clark
1977	Anthony Collins
1978	John Hallow
1979	Freddie Jones
1980	Earnest Byner
1981	Jimmy Walden
	Steve Johnson
1982	Tony Baker
	Larry Berry
1983	Darrell Speed
	Gary London
1984	Todd Abrams
	John Britt

Outstanding Player Award

(presented by Alpha Phi Omega)

1962	Bill Cline
1963	Frankie Galloway
1964	Dave Alexander
1965	Dave Alexander
1966	Kevin Moran
1967	Butch Colson
1968	Billy Wightman
1969	Billy Wightman
1970	George Whitley
1971	John Casazza
1972	Carlester Crumpler
1973	Carlester Crumpler
1974	Danny Kepley
1975	Jim Bolding
1976	Cary Godette
1977	Harold Randolph

Most Valuable Offensive Blocker Award

1940	Russell Rogerson
1962	Ted Day
1963	Ted Day
1964	Colin Quinn
1965	Corie McRae
1966	Walter Bostic
1967	Kevin Moran
1968	Worth Springs
1969	Butch Colson
1970	Paul Haug
1971	Jack Patterson
	Paul Haug
1972	Les Strayhorn
1973	Greg Troupe
1974	Jimbo Walker
1975	Jimbo Walker
1976	Wayne Bolt
1977	Wayne Bolt
1978	Mitchell Smith
	Wayne Inman
1979	Wayne Inman
1980	Tootie Robbins
	Tony Hensley
1981	Tootie Robbins
1982	Terry Long
1983	Terry Long
1984	Tim Mitchell
1985	Greg Thomas
1986	Greg Thomas
1987	Kyle Condrey
1988	Grant Lowe
1989	Stewart Southall
	Grant Lowe
1990	Tom Scott
1991	Tom Scott
1992	Tom Scott
1993	Carlester Crumpler, Jr.
1994	Ron Suddith
1995	Kevin Wiggins
1996	Lamont Burns

- 1997 Stacey Whitehead
- 1998 Mondell Corbett
- 1999 Sherwin Lacewell
- 2000 Sherwin Lacewell
- 2001 Doug White

Best Blocking Back Award

- 1977 Willie Hawkins
- 1978 Theodore Sutton
- 1979 Theodore Sutton
- 1980 Mike Hawkins
- 1981 Harold Blue
- Roy Wiley

James E. Jones Scholarship Award

- 1991 Ken Burnette
- 1992 Nick Wilson

Blackbeard Award

(Great Plays)

- 2005 James Pinkney, Offense
Kasey Ross, Defense
Robert Lee, Special Teams
- 2006 James Pinkney, Offense
Kasey Ross, Defense
Ryan Dougherty,
 Special Teams
- 2007 Chris Johnson, Offense
Van Eskridge, Defense
Mike Hickman, Special Teams
- 2008 Davon Drew, Offense
Van Eskridge, Defense
Matt Dodge, Special Teams
- 2009 Dwayne Harris, Offense
Van Eskridge, Defense
Matt Dodge, Special Teams

Crunch Award *(Big Hit)*

- 2005 Gary Freeman, Offense
Josh Chilsom, Defense
Derehl Staton, Special Teams
- 2006 Josh Coffman, Offense
Wendell Chavis, Defense
Leon Best, Special Teams
- 2007 Matt Butler, Offense
J.J. Milbrook, Defense
J.J. Milbrook, Special Teams
- 2008 Doug Palmer, Offense
Nick Johnson, Defense
Chris Mattocks, Special Teams
- 2009 Terence Campbell, Offense
Kevin Gidrey, Offense
Nick Johnson, Defense
Jacobi Jenkins, Special Teams

Effort Award

- 2005 Eric Graham, Offense
Chris Moore, Defense
Ryan Dougherty,
 Special Teams

- 2006 Bobby Good, Offense
Zack Slate, Defense
Jay Sonnhalter,
 Special Teams
- 2007 Chris Johnson, Offense
Zack Slate, Defense
Melvin Patterson,
 Special Teams
- 2008 Dwayne Harris, Offense
Zack Slate, Defense
T.J. Lee, Special Teams
- 2009 Dwayne Harris, Offense
Van Eskridge, Defense
Josh Smith, Defense
Dekota Marshall,
 Special Teams

Janet Overton Decal Awards

- 2005 James Pinkney, Offense (49)
Chris Johnson, Offense (45)
Zach Baker, Defense (32)
Shauntae Hunt, Defense (31)
Robert Lee, Special Teams (29)
- 2006 Zack Slate, Defense (63)
Ryan Dougherty, Special
 Teams (23)
- 2007 Chris Johnson, Offense (95)
Van Eskridge, Defense (40)
Mike Hickman, Special
 Teams (35)
- 2008 Davon Drew, Offense (52)
Cory Dowless, Offense (41)
Nick Johnson, Defense (74)
C.J. Wilson, Defense (52)
Wilson Raynor, Special
 Teams (27)
- 2009 Dwayne Harris, Offense (81)
Terence Campbell,
 Offensive Line (46)
Nick Johnson, Defense (55)
Linval Joseph, Defensive
 Line (43)
Scotty Robinson,
 Defensive Line (43)
C.J. Wilson, Defensive
 Line (43)
Ben Hartman, Special
 Teams (28)

Most Improved - Offense

- 1982 Kevin Ingram
- 1983 Tim Dumas
Tim Mitchell
- 1984 Darrell Speed
- 1985 Anthony Simpson
- 1986 Matt McLaughlin
- 1987 Travis Hunter
- 1988 Tim Orr
- 1989 Michael Rhett
- 1990 Jeff Blake
- 1991 Hunter Gallimore
- 1992 Peter Zophy

- 1993 Ken Crawford
- 1994 Mitchell Galloway
- 1995 Lamont Burns
- 1996 Scott Harley
- 1997 Jason Nichols
- 1998 Corey Russell
- 1999 LaMont Chappell
- 2000 Leonard Henry
- 2001 Art Brown
- 2003 Gary Freeman
- 2004 Kevin Roach
- 2010 Giovanni Ruffin
- 2011 Steven Baker
- 2012 Robert Jones
- 2013 Jordan Davis
Bryce Williams
Ike Harris
- 2014 Bryce Williams
- 2015 Bryce Williams

Most Improved - Defense

- 1982 Steve Hamilton
- 1983 Kenny Phillips
Maury Banks
Jeff Pegues
- 1984 James Martin
- 1985 Willie Mack
- 1986 Shannon Boling
- 1987 Ernie Logan
- 1988 Shane Hubble
- 1989 Reeves Spainhour
- 1990 Jerry Dillon
- 1991 Greg Gardill
- 1992 Bernard Carter
- 1993 Jeff Cooke
- 1994 Emmanuel McDaniel
- 1995 Carlos Brown
- 1996 B.J. Crane
- 1997 Brian Johnson
- 1998 Brian Johnson
- 1999 Norris McCleary
- 2000 Charlie Robinson
- 2001 Charlie Robinson
Ja'Waren Blair
- 2003 Shauntae Hunt
- 2004 Dontre Brown
- 2010 Melvin Patterson
- 2011 Cliff Perryman
- 2012 Gabe Woullard
- 2013 Detric Allen
Brandon Williams
Fred Presley
- 2014 Yianni Bowden
- 2015 Yianni Bowden

Player-of-the-Year - Offensive Line

- 2010 Cory Dowless
- 2011 Will Simmons
- 2012 Will Simmons
- 2013 Will Simmons
- 2014 Taylor Hudson
- 2015 J.T. Boyd

Player-of-the-Year - Wide Receiver

- 2010 Dwayne Harris
- 2011 Lance Lewis
- 2012 Andrew Bodenheimer
- 2013 Zay Jones
- 2014 Cam Worthy
- 2015 Trevon Brown

Player-of-the-Year - Running Back

- 2010 Jonathan Williams
- 2011 Torrance Hunt
- 2012 Reggie Bullock
- 2013 Vintavious Cooper
- 2014 Breon Allen
- 2015 Chris Hairston

Player-of-the-Year - Defensive Line

- 2010 Josh Smith
- 2011 Michael Brooks
- 2012 Lee Pegues
- 2013 Terrell Stanley
- 2014 Chrishon Rose
- 2015 Johnathon White

Player-of-the-Year - Linebacker

- 2010 Dustin Lineback
- 2011 Daniel Drake
- 2012 Kyle Tudor
- 2013 Derrell Johnson
- 2014 Zeek Bigger
- 2015 Montese Overton

Player-of-the-Year - Defensive Back

- 1982 Clint Harris
- 2010 Bradley Jacobs
- 2011 Emanuel Davis
- 2012 Damon Magazu
- 2013 Adonis Armstrong
- 2014 Lamar Ivey
- 2015 DaShaun Amos

All-Time Letterwinners

A Abernathy, James A. (E)	Hilderbran, N.C.	65	Bailey, Bobby		46
Abeyounis, Kelly		32	Bailey, Demage (DL)	Clayton, N.C.	14-16
Adams, Amos (SE)	High Point, N.C.	83-86	Baird, Tony (ILB)	Virginia Beach, Va.	16
Adams, Anthony (S)	Greenville, N.C.	99-02	Baily, T.C. (FB)	High Point, N.C.	09
Adams, Antwan (S)	Greenville, N.C.	99-02	Baker, Mike (LB)	Kinston, N.C.	68
Adams, Calvin (FS)	High Point, N.C.	82-84	Baker, Chris (LB)	Greenville, Miss.	11
Adams, Frank (T)	Goldsboro, N.C.	68-69	Baker, Steven (OL)	Rocky Mount, N.C.	08-11
Adams, Nate (FB)	Fuquay-Varina, N.C.	77	Baker, Tony (TB)	High Point, N.C.	82-85
Adams, Stefon (FL)	High Point, N.C.	81-84	Baker, Zach (FS)	Tucson, Ariz.	04-05
Adams, Walter (T)	Deptford, N.J.	68-69	Ballard, Darnel (RB)	Fayetteville, N.C.	09
Adkins, Jimmy (E)	Kinston, N.C.	66-68	Ballard, Garland (T)	New Bern, N.C.	69
Ahmadu, Mbayo (DL)	Washington, D.C.	97-00	Banks, Kevin (DE)	Gloucester, Va.	82-84
Albertson, Bill (T)	Kinston, N.C.	62	Banks, Maury (OG)	Thomasville, N.C.	81-83
Aldridge, Jesse (G)	Greenville, N.C.	50-51	Barbee-Harrington, Bryce (P)	Merritt Island, Fla.	00
Aldridge, Mike (E)	Greenville, N.C.	69-70	Barbour, Michael (PK)	Oyster Bay, N.Y.	10-11
Alexander, Dave (FB)	Washington, N.C.	63-65	Barker, Larry (C)		54
Alford, Ott (E)		50	Barmore, Des (OL)	Columbus, Ga.	16
Allely, Joe (OLB)	Vienna, Va.	14-15	Barneman, Henry		46-47
Allen, Breon (RB)	South Daytona, Fla.	13-14	Barnes, DaQuan (WR)	Wilmington, N.C.	13, 15
Allen, Detric (DB)	Norwood, N.C.	12-14	Barnes, Teddy (FB)		52-53
Allen, Huey (FB)		55	Barnes-Smith, John (RB)	Wendell, N.C.	13
Allen, Jack (C)		54-55	Barnett, Lynn (C)		56-59
Allen, Jimmy (T)		54	Barnhill, Adrian (LB)	Greenville, N.C.	88-90, 92
Allen, Maurice (FB)	Henderson, N.C.	61-63	Barrett, Jack		32
Allen, Rodney (K)	Henderson, N.C.	77-80	Barrow, Roy (B)		34
Allen, Sean (OL)	Wilson, N.C.	06-09	Basinger, Sonny (HB)	Concord, N.C.	59-60
Allison, Antonio (DL)	Statesville, N.C.	08, 10-11	Basnight, Dennis		46
Allison, Aundrae (WR)	Kannapolis, N.C.	05-06	Bass, Addison (OT)	Washington, N.C.	72
Allred, Perry (FB)	High Point, N.C.	78	Bass, Corey (DS)	Raleigh, N.C.	07
Allsbrook, Tom (QB)		51-54	Bass, Garrall (G)		46-49
Aloia, Joey (SS)	North Brunswick, N.J.	84-86	Bass, Glenn (HB)	Wilson, N.C.	57-60
Alston, Richard (WR)	Warrenton, N.C.	99-02	Bass, Raymond (FB)		52-53
Aman, Howard (HB)		35	Bass, Whitty (TB)	Wilson, N.C.	62-64
Amos, DaShaun (DB)	Midlothian, Va.	13-16	Batson, Derrek (WR)	Miami, Fla.	92-95
Anderson, Devin (RB)	Henderson, N.C.	15-16	Bayes, Andrew (P)	Hyattsville, Md.	96-99
Anderson, Kiante (OLB)	Greenville, N.C.	16	Bauer, Lew		47
Anderson, Michael (QB)	Decatur, Ga.	91-92	Beale, Harold (E)		56-59
Anderson, Randall (OLB, DL)	New Castle, Del.	15-16	Beard, Alden (T)		52
Andrews, Henry		46-47	Beard, Billy (DB)	Kannapolis, N.C.	68-69
Andrews, Jay (L)	Louisville, Ky.	63-65	Beasley, Garrett (DB)	Atlanta, Ga.	91-92
Andrews, Sam (T)		36	Beavers, Jeton (OLB)	Virginia Beach, Va.	14-15
Answer, Joe (G)		53	Beck, Hall Pugh (B)		37
Applewhite, Mike (DT)	Henderson, N.C.	87-89	Beeman, R.L. (DB)	Montgomery, Ala.	88-90
Armstrong, Adonis (DB)	Clinton, Miss.	12-13	Bell, James (OL)	Lewiston, N.C.	97, 99-00
Armstrong, C.O.		32	Bell, Pierre (LB)	Vanceboro, N.C.	05-08
Armstrong, Jackie (WR)	South Bend, Ind.	86	Bell, Victory		46-47
Arnold, Keith (C)	Kennesaw, Ga.	88-91	Benevento, Fred (TB)	Arlington, Va.	70-71
Arrington, Dayon (WR)	Silver Spring, Md.	10-11	Benkert, Kurt (QB)	Cape Coral, Fla.	14
Ashford, Theodore (WR)	Durham, N.C.	74	Bennett, Gilbert (QB)		50
Atkinson, Lee (HB)		57-58	Bennett, Moe (LB)	Lexington, N.C.	80-83
Auerback, Al (T)		49-51	Bennett, Rick (OT)	Gaithersburg, Md.	73-76
Austin, Melvyn (WB)	Charlotte, N.C.	68-69	Bennett, Terry (WR)	Miami, Fla.	88, 91
Autry, Jeff (DE)	Covington, Ga.	82	Bentley, Andre (LB)	Goldsboro, N.C.	79
Autry, Raz (G)		48-49	Bentley, Brian (DB)	Huntington, N.Y.	95-98
Ayers, Adrian (HB)		35-37	Benton, DaShawn (DB)	Atlanta, Ga.	13-16
			Benton, Grover (DB)	Babson Park, Fla.	01
B Bach, Gary (C)	Arlington, Va.	63	Benzie, Jack (HB)		49-52
Badalamenti, Vincent (E)	Nutley, N.J.	65	Berleth, Chuck (K)	Chicago, Ill.	86-87
Baggett, Silas		48	Berman, Mickey (T)		48, 50
Baggett, Stephen (TE)	Beaufort, S.C.	14-16	Bernhardt, John (T)	Salisbury, N.C.	64
Bailey, Bill (FB)	Tarboro, N.C.	62, 65-66	Berry, Allen		47
Bailey, Bob (QB)	Bloomington, N.J.	72-74	Berry, Dave (DB)	Elizabeth City, N.C.	72

Berry, Larry (LB)	New Bern, N.C.	83-86	Brandon, Rob (DT)	Fuquay, N.C.	74
Best, Leon (DB)	Kinston, N.C.	05-08	Brandt, Harry (FB)	W. Long Branch, N.J.	64
Betesh, Ralph (T)	Brooklyn, N.Y.	69-71	Brayboy, Terry (CB)	Zebulon, N.C.	75
Betterworth		48	Breece, David (B)		37
Bigger, Zeek (LB)	Gastonia, N.C.	12-15	Brennan, Jim (G)	Arlington, Va.	64
Biles, Terry (DE)	High Point, N.C.	14	Brenner, Anthony (K)	High Point, N.C.	91
Bilodeau, Phil (T)	Manchester, N.H.	67-69	Brett, Claude (G)	Portsmouth, Va.	62
Billings, Ben (TE)	Charlotte, N.C.	86-87	Brewington, Mike (LB)	Greenville, N.C.	76-79
Bishop, Brandon (WR)	Hookerton, N.C.	13-16	Bridges, Michael (DB)	Hickory, N.C.	66-68
Bishop, Charlie (HB)		55-58	Bright, Joe (DE)	Chesapeake, Va.	88
Bishop, Chuck (QB)	Hamlet, N.C.	80-83	Briglio, Greg (FB)	Easton, Pa.	98
Bishop, Zack (OL)	Raleigh, N.C.	99-01	Brill, Dave (T)	Woodstock, Va.	68-69
Black, Aaron (DE)	Primghar, Iowa	94-95	Britt, Jack (HB)		50-53
Black, Lloyd (TE)	Sanford, N.C.	82-83	Britt, John (LB)	Hampton, Va.	84
Blacknall, Derek (DB)	Greensboro, N.C.	08-11	Britt, Ralph (FB)		52
Blake, Carlos (WR)	Macon, Ga.	92-93	Britton, Donald (E)	Chincoteague, Va.	68-70
Blake, Jeff (QB)	Sanford, Fla.	88-91	Broadhurst, Jack		32
Blair, Ja'Waren (DT)	Winston-Salem, N.C.	99-02	Broadwell, Cameron (K)	Knightdale, N.C.	03-04
Blanchard, John		32	Brockmeyer, Justin (RB)	Pasadena, Md.	09
Bland, Tommy (G)		57	Brogden, Jared (CB)	Holly Springs, N.C.	02-03
Bland, Will (WR)	Havelock, N.C.	04-06	Brogdon, Ed (DB)	Turbeville, S.C.	87-90
Blanton, Eric (RB)	Warwick, N.Y.	93-95	Brookins, Willie (DE)	W. Palm Beach, Fla.	93-94
Blue, Harold (RB)	Laurinburg, N.C.	78-81	Brooks, Jerry (T)		54-57
Boado, Edward (HB)		52-55	Brooks, Lawrence (DT)	Elizabeth City, N.C.	83-84
Boaz, Mike (DB)	Fairmont, N.C.	67-69	Brooks, Michael (DL)	Roxboro, N.C.	09-12
Bodenhamer, Bill (OG)	Jacksonville, N.C.	71	Brothers, John (TB)	Rockingham, N.C.	69-70
Bodenheimer, Andrew (WR)	Clemmons, N.C.	09-12	Brown, Adrian (G)		38-39, 41
Boggs, Charles (WB)	Fairfax, Va.	64	Brown, Art (RB)	Winston-Salem, N.C.	00-03
Bolch, Jeff (P)	Hickory, N.C.	82-84	Brown, Carl (C)	Lexington, N.C.	64-65
Bolding, Jim (S)	High Point, N.C.	73-76	Brown, Carlos (LB)	Elizabeth City, N.C.	93-96
Bolger, Larry (OT)	Arnold, Md.	72-73	Brown, Charles		46
Bolin, Paul (CB)	Beulaville, N.C.	75	Brown, Desi (DB/LB)	Webster Groves, Mo.	11-13
Boling, Shannon (DE)	Asheville, N.C.	85-88	Brown, Dontre (DL)	Fayetteville, N.C.	04-06
Bolt, Wayne (OG)	Augusta, Ga.	75-76	Brown, Jim (E)	Raleigh, N.C.	68
Booker, Erik (RB)	Newkensington, Pa.	90	Brown, Johnny (T)		51-53
Booth, Jimmy (DL/FB)	Greenville, N.C.	10-13	Brown, Justin (DL)	Greenville, N.C.	15-16
Booth, Ken (T)		48-49	Brown, Keith (SS)	Harrisburg, Pa.	82-83
Boothe, Charles (DE)	Ft. Lauderdale, Fla.	92-95	Brown, Mickey (T)	Asheboro, N.C.	62
Bosnick, Dave (LB)	Long Island, N.Y.	73-74	Brown, Trevon (WR)	Wilmington, N.C.	14-15
Bost, Randy (SS)	Kannapolis, N.C.	82-84	Browne, C.J. (E)	Asheboro, N.C.	58-59
Bost, Roger (E)	Statesville, N.C.	67-69	Brumsey, Javon (WR)	Elizabeth City, N.C.	10
Bostic, Walter (G)	Warsaw, N.C.	64-66	Brunson, Devaris (LB)	Lake City, S.C.	13-16
Boudreau, Al (FB)	Falls Church, Va.	73-75	Bryant, Doug (HB)		48-49
Bourgeois, Ken (C)	New Orleans, La.	85-86	Bryant, Jamar (WR)	Hamlet, N.C.	06-09
Bovender, Buddy (TB)	Winston-Salem, N.C.	63	Bryant, Stanley (OL)	Goldsboro, N.C.	07-08
Bowden, Dustin (LB)	Hope Mills, N.C.	03	Bryant, Walter (DT)	Norfolk, Va.	85-87
Bowden, Yiannis (OLB)	Kernersville, N.C.	15-16	Bryant, Willie (DT)	Glassboro, N.J.	74-75
Bowen, Paul (T)		33-34	Bryson, Marcus (TE)	Laurens, S.C.	98
Bowens, Pat (FB)	Fayetteville, N.C.	83-86	Buchholz, John (DE)	Southern Pines, N.C.	70-71
Bowling, Bryson (WR)	Johnson City, Tenn.	02-05	Buchholz, Steve (FB)	Dayton, Ohio	66
Bowman, Michael (WR)	Wadesboro, N.C.	10-11	Bullard, Ikey (BB)	Lumberton, N.C.	63-65
Boyd, Bob (C)		49	Bullard, Larry (K)	Wilmington, N.C.	74
Boyd, J.T. (OL)	Fort Mill, S.C.	13-16	Bullock, Bud		32
Bozman, Vaughn (TE/K)	Crewe, Va.	71	Bullock, Jeremy (DB)	Littleton, N.C.	08-09
Braak, Bernie (G)	Castle Hayne, N.C.	67	Bullock, Nick (MG)	Durham, N.C.	74-75
Braddy, Stephen (LB)	Washington, N.C.	88-91	Bullock, Reggie (RB)	Las Vegas, Nev.	11-12
Bradford, J.D. (E)		52-55	Bullock, Tommy (DB)	Raleigh, N.C.	67-69
Bradley, Bob (E)		49-51	Bumgarner, Bobby (E)	Granite Falls, N.C.	60-62
Bradley, Rich (LB)	Collingdale, Pa.	70	Bumgarner, Dave (E)	Valdese, N.C.	62-64
Bradley, Tommie (S)	Ft. Pierce, Fla.	04	Bunn, Bubba (TB)	Goldsboro, N.C.	81, 84
Bradt, Ed (T)		59	Bunn, Wilton (DT)	Newport News, Va.	72
Branch, Reggie (RB)	Sanford, Fla.	82-84	Burgess, Ken (G)		55-57

Burke, Greg (DT)	Winston-Salem, N.C.	71-73
Burke, Marvin (LB)	Jacksonville, Fla.	93-96
Burnell, David (WR/PR)	Fayetteville, N.C.	97-99
Burnett, Clay (DT)	Clearwater, Fla.	73-75
Burnette, Ken (LB)	Spruce Pine, N.C.	88-91
Burnette, Troy		32-33
Burns, Lamont (OL)	Greensboro, N.C.	93-96
Burns, Rashon (TE)	Toms River, N.C.	97-00
Burston, Curtis (WR)	Apex, N.C.	15
Burton, Bill (T)	Hampton, Va.	61-62
Burton, Donald (G)		51-53
Burton, Earl (G)	Charlottesville, Va.	68-69
Bushbeck, Chuck (K)	Philadelphia, Pa.	81
Butler, Eric (LB)	Lexington, N.C.	01-04
Butler, Ivan (DL)	Alexandria, Va.	99
Butler, Jerome (T)		41
Butler, Matt (OL)	Salisbury, N.C.	04-07
Butler, Rocky (C)	Greenville, N.C.	78-80
Butler, Walter		
Butts, John (WB)	Orange Park, Fla.	68
Byner, Earnest (RB)	Milledgeville, Ga.	80-83
Bynum, Darren (WR)	Wilson, N.C.	88-90
Byrd, Charles		47
Byrd, Ken (WR)	Wilson, N.C.	89
Byrd, Michael (TE)	Thomasville, N.C.	09-10
Byrd, Reggie (G)		49-50
C Cacciola, Chris (WR)	Wrentham, Mass.	12-13
Cain, Bill (E)		57-59
Cain, William E. (E)		53-54
Calfee, Chauncey (B)		34
Calfee, Worth (HB)		35
Callahan, Dave (OT)	Cheverly, Md.	70-71
Callahan, Thurston (T)		50-52
Camp, Blake (LB)	Lithonia, Ga.	75
Campbell, Don (G)	Salisbury, N.C.	60
Campbell, Paul (G)	Mount Pleasant, N.C.	69
Campbell, Terence (OL)	Maxton, N.C.	06, 08-09
Canady, Cary (T)	Lumberton, N.C.	59-60
Canady, Thomas (FB)		51-52
Cannon, Antonio (WR)	Central, S.C.	12
Cannon, Mitchell (C)	Farmville, N.C.	63-65
Canup, Johnny (WB)	Salisbury, N.C.	63-64
Caparas, Rally (CB)	Charleston, S.C.	83
Cardano, Steve (DT)	Cheverly, Md.	70
Carden, Shane (QB)	Houston, Texas	12-14
Carlos, Devin (ILB)	Jacksonville, N.C.	16
Carlson, Ed (E)	Charlotte, N.C.	66
Carney, Carl (OG)	Columbia, S.C.	88
Carpenter, Jerry (G)		34-37
Carpenter, Primrose (G)		34-37
Garnes, Thomas (OT)	Norfolk, Va.	81-82
Carr, David (TE)	Reisterstown, Md.	86
Carroll, Ken (OT)	Levittown, Pa.	91-94
Carson, Gene (T)		38
Carter, Aaron (DT)	Gaithersburg, Md.	84-85
Carter, Archie (LB)	Wallace, N.C.	71-72
Carter, Bernard (DE)	Tallahassee, Fla.	90-93
Carter, Bob (T)		50
Carter, Charlie (DB)	Fayetteville, N.C.	77-79
Carter, Dwight (T)	Newport News, Va.	65
Carter, Joe (ILB)	Ponte Vedra, Fla.	14, 16
Carter, Julian (DB)	New Bern, N.C.	08
Carver, Charles (E)		50
Carver, William (SE)	Fayetteville, N.C.	85, 88

Casazza, John (QB)	Madison Township, N.J.	70-71
Cecot, Felix (C)		37
Chadwick, Richard		39
Chadwick, William (G)		53
Chambers, Bob (E)		52-55
Chambers, Brent (SS)	Spencer, N.C.	80
Chambliss, Jeremy (LB)	Tyrone, Ga.	06-09
Chandler, Russ (OG)	Hendersonville, N.C.	70
Chappell, LaMont (WR)	Roxboro, N.C.	96-99
Chase, Kyle (DB)	Atlanta, Ga.	03-06
Chavis, Fred (DE)	Dunn, N.C.	75-78
Chavis, Wendell (DL)	Ahoskie, N.C.	05-06
Cheatham, Ricky (QB)	Columbus, Ga.	72
Cheely, Med (C)	Virginia Beach, Va.	71-73
Cherry, Cecil (G)	Washington, N.C.	62
Cherry, Charlie (E)		53
Cherry, Dick (QB)		53-56
Cherry, Lyn (E)	Durham, N.C.	69
Cherry, Morris (E)	Durham, N.C.	68
Chesson (E)		35
Chesson, Wavely (C)		53-56
Chilsom, Josh (LB)	Suffner, Fla.	02-03, 05
Chipok, Tom (QB)	Virginia Beach, Va.	73-74
Clair, Bobby (FB)	Hartsville, S.C.	85
Clark, Noah (DT)	Robersonville, N.C.	76-79
Clark, Josh (OL)	Gastonia, N.C.	10-12
Clark, Robert (E)		56
Clark, Steve (TE)	Charlottesville, Va.	72
Clarke, Duke (C/LB)	Fort Mitchell, Ky.	69-70
Clary, Earl (K)	Emporia, Va.	69-70
Clay, Brett (QB)	Concord, N.C.	07
Claybrooks, Devone (DL)	Bassett, Va.	97-00
Claybrooks, Freddie (LB)	Decatur, Ga.	96-98
Clayton, L.B., Jr. (T)	Angier, N.C.	65-66, 71
Clayton, Ryan (LB)	Raleigh, N.C.	91-92
Cline, Bill (TB)	Valdese, N.C.	62-64
Cline, Gaither (FB)		51-54
Cobb, Leroy (T)	Greensboro, N.C.	64-66
Cobb, Marvin (RB/FB)	Raleigh, N.C.	79-82
Cochran, Clenton (LB)	Fayetteville, N.C.	97-98
Cockrell		48
Coggins, Charlie (DS)	Albemarle, N.C.	12-14
Cohen, Harry (LB)	Cameron, N.C.	74
Coffman, Josh (OL)	Palmetto, Fla.	03-04, 06-07
Coleman, Roderick (DL)	Philadelphia, Pa.	95-98
Coleman, Tom (OG)	Miami, Fla.	91
Colenda, Joe (RHB)	Oxford, N.C.	74
Collier, Derrick (WR)	Albany, Ga.	00-01
Collier, Milton (QB)		52-55
Collins, Anthony (RB)	Penn Yan, N.Y.	77-80
Collins, Buck (DT/TE)	Thomson, Ga.	94, 96-98
Collins, Jimmy (FB)	Durham, N.C.	65
Collins, Wallace (E)	Dover, Del.	64
Colson, Arthur (RB)	Jacksonville, N.C.	82
Colson, Willard "Butch" (FB)	Elizabeth City, N.C.	67-69
Combs, Richard (FB)	Kannapolis, N.C.	73
Commissiong, Darius (DL)	District Heights, Md.	15
Conaty, Pete (QB)	Annandale, Va.	74-76
Conder, Richard (T)		55
Condrey, Kyle (OG/C)	Marion, N.C.	86-88
Congleton, Archie (T)		50-52
Conner, Charles		47
Conway, Robert (E)		54-56
Cook, Antwaun (LB)	Wilmington, N.C.	98-01
Cooke, Charles (T)		57-59

Cooke, Jeff (NG)	Sanford, N.C.	90-93	Davis, Damon (RB)	Orangeburg, S.C.	96-98
Cooke, Sid (TB)	Colonial Heights, Va.	64	Davis, Dominique (QB)	Lakeland, Fla.	10-11
Cooper, Fred (E)		41	Davis, Emanuel (DB)	Manteo, N.C.	08-11
Cooper, Hank (DB)	Smyrna, Ga.	92-95	Davis, Ike		47-48
Cooper, Tommy (TE)	Hendersonville, N.C.	70	Davis, Jack		46-47
Copper, Terrance (WR)	Washington, N.C.	00-03	Davis, Jeremy (WR)	Warrenton, N.C.	10
Cooper, Vintavious (RB)	Homerville, Ga.	12-13	Davis, Jordan (OL)	Fort Walton Beach, Fla.	10-13
Coprich, Jeffrey (RB)	Watts, Calif.	16	Davis, Mike (DE)	Rocky Mount, N.C.	79-81
Corbett, Mondell (DL)	Burlington, N.C.	95-98	Davis, Richard (BB)	Bladenboro, N.C.	64
Corrada, Richard (WB)	Richmond, Va.	68-70	Davis, Ruffin		33
Corsey, Milt (TB)	Westville, N.J.	81-82	Davis, Steve (G)	Smithfield, N.C.	68-70
Cortese, Richard (T)	Washington, D.C.	64	Davis, Tony (LB)	Cambridge, Mass.	91-92
Cothren, Bill (DB)	Statesville, N.C.	66-68	Davis, Vernon (FB)		54
Cotton, Dealton (NG)	Norfolk, Va.	90-92, 94	Davis, Vernon (FB)	Clayton, N.C.	58-60
Cotton, Quentin (LB)	High Point, N.C.	06-08	Davis, Wayne (G)	Warsaw, N.C.	57-60
Counter, Tom (SE)	Virginia Beach, Va.	70	Davis, Zach (OL)	Jacksonville, Fla.	05
Cox, Boyd		33	Day, Ted (G)	Washington, N.C.	62-64
Cox, "Bud"		33	DeBrew, Linwood (WR)	Newport News, Va.	94-97
Cox, Franklin (T)	Plymouth, N.C.	64	Decker, Brad (DE)	Roseto, Pa.	75
Cox, Matt (DB)	Springfield, Ohio	05	Dees, Samuel (G)		36
Crabtree, Ed (SN/P)	Dunn, N.C.	94-96	DeGrange, David (E)	Elliott City, Md.	64-65
Crabtree, Nick (SN)	Dunn, N.C.	98-99	Deming, Jonathan (K)	Richmond, Va.	74
Craddock, Chuck (OG)	Richmond, Va.	72	Demond, Gerald (G)		37
Craig, James (LB)	Richmond, Va.	10-12	Dempsey, Charlie (OL)	Jacksonville, N.C.	01-04
Grandell, Marcus (QB)	Robersonville, N.C.	93-96	Dennis, Bucky (E)		57
Crane, B.J. (LB)	College Park, Ga.	93-96	Dennis, Eddie (QB)		54-55
Crane, Pete (E)	Fayetteville, N.C.	64-66	Dennis, George (G)		56
Craven, Charles (E)		41	Dennis, Tom (E)		33-36
Crawford, Al (G)	Greenville, N.C.	62	Derring, Bob (T)		56
Crawford, Ken (OG)	Riviera Beach, Fla.	91-93	Dickerson, Grady (G)		52-54
Creech, Jimmy (C)	Wilmington, N.C.	70-72	Dickerson, Pat (LB)	Raleigh, N.C.	04
Creech, Junior (K)	Smithfield, N.C.	77	Dillahunt, Ellis (DB)	Jacksonville, N.C.	84-87
Creech, Tod (OT)	Zebulon, N.C.	88-89	Dillon, Jerry (LB/DL)	Lake Placid, Fla.	89-92
Crew, Johnny (C)	Morganton, N.C.	64-66	Dixon, Justin (LB/DL)	Smithfield, N.C.	10-11
Croisietiere, Bill (TE)	Alexandria, Va.	70-72	Dobson, Michael (RB)	Mount Airy, N.C.	10-13
Crowell, Juwon (WR)	Winston-Salem, N.C.	05-07	Dodd, Delayo (WR)	Winston-Salem, N.C.	99-00
Crumbie, David (DB)	Tallahassee, Fla.	92-95	Dodd, Ken (G)	Norfolk, Va.	64
Crump, George (DE)	Chesapeake, Va.	78-81	Doll, Kirk (DE)	Wichita, Kan.	71-72
Crumpler, Carlester (RB)	Wilson, N.C.	71-73	Dodge, Matt (P)	Morehead City, N.C.	07-09
Crumpler, Carlester, Jr. (TE)	Greenville, N.C.	90-93	Donley, Maurice (DT)	Interlachen, Fla.	98-01
Crusie, Mike (LB)	Jacksonville, N.C.	73-75	Donohue, Mike (DT)	Levittown, N.Y.	86
Cumberworth, Terry (OG)	Moline, Ill.	71-72	Dosh, Patrick (QB/LB/FB)	Glen Allen, Va.	04-06
Cunmulaj, Zaim (NG)	N. Farmington, Mich.	91-92	Dougherty, Ryan (P)	Orlando, Fla.	03-06
Cunningham, Clarence (HB)		35	Douthit, Ronnie (DE)	Winston-Salem, N.C.	70
Custer, Alonzo (C/LB)	Green Cove Springs, Fla.	69	Dove, Jake (OT)	Havelock, N.C.	74-76
Cutler, John (G)		58-59	Dowd, Robert (T)		34
D Dadisman, Dave (LB)	Dunbar, W.Va.	71-74	Dowless, Cory (OL)	Franklinville, N.C.	06, 08-10
Dameron, Tim (SE)	Burlington, N.C.	70-72	Dozier, Bob (T)		36
Dancy, Will (OL)	Graham, N.C.	16	Drake, Daniel (LB)	Fayetteville, N.C.	10-12
Daniel, Martin (DT)	Danville, Va.	82	Draughon, Pat (HB)		57-59
Daniels, David (RB)	Greenville, N.C.	88-91	Drew, Davon (TE)	New Bern, N.C.	06-08
Danks, Jim (HB)		48-49	Dresback, Joe		32
Danso, Kwaku (DL)	Kumasi, Ghana	08-09	Driver, Clayton (WR)	College Park, Ga.	90-92
Darby, Bill (HB)		47-50	Dross, Mike (FB)	Marietta, Ga.	75-77
Darden, Travis (NG)	Kelford, N.C.	95-98	Drugac, Todd (T)	Boonton, N.J.	87-89
Daub, Tom (FB)	Tower City, Pa.	74-76	Duckett, Damane (DT)	Clemmons, N.C.	00-03
Daughtridge, James (C)		57	Dudash, William (B)		37-39
Daughtry, John (E)		49-51	Dudley, Jeff (E)	Stella, N.C.	66-68
Davenport, BoJack (WR)	Fayetteville, N.C.	87-88	Dudley, Tony (DE)	Clinton, N.C.	71-72
Davenport, Vern (SE)	Grifton, N.C.	78-80	Duke, Skipper (T)	Washington, N.C.	62-64
Davidson, Bill		40	Dumas, Tim (OT)	McLeansville, N.C.	83-85
Davis (T)		35	Dunn, Jack (G)		34
Davis, Buford (E)	Raeford, N.C.	66	Dupree, Allen		47-48
Davis, Clark (TE)	Wilson, N.C.	71-73	Dutka, William (QB)		53
			Dyson, Charles (G)		57

E Eanes, William (FB)		53
Eason, Bob		32-33
Eason, Rick (OG)	Ayden, N.C.	71-72
Eason, Theo		33-34
Easterling, Barriett (DB)	Raeford, N.C.	86
Edmondson, Terry (C)	Fayetteville, N.C.	68-70
Edwards, Wash (DE)	Lumberton, Miss.	72-73
Eiduke, Vince (QB)	Washington, Pa.	61-62
Eley, Ron (FL)	Ahoskie, N.C.	85
Eller, Chuck (OT)	Bowie, Md.	74
Elliot, Ralph (G)		37-38
Elliot, Richard (DHB)	Knoxville, Tenn.	69
Elliott, Marvin (DB)	Alexandria, Va.	78-81
Ellis, Leon (G)		48-50
Ellis, Mike (DB)	Burlington, N.C.	66
Ellis, Robert (WB)	Burlington, N.C.	64-66
Eloid, John (E)	Norman, Okla.	68-69
Elsawi, Adhem (OL)	Saratoga Springs, N.Y.	11-13
Emery, Rod (C)	Greenville, N.C.	98-00
Emodi, Ike (LB)	Durham, N.C.	02-03
Emory, Ed (G)	Lancaster, S.C.	57-59
Epstein, Nath (B)		34
Erickson, Kyle (OL)	Fayetteville, N.C.	15-16
Ervin, Marvin (OT)	Morgantown, N.C.	80
Ervin, Mike (TE)	Edenton, N.C.	70
Eskridge, Van (DB)	Shelby, N.C.	06-09
Eure, Mac		47
Eure, Stan (WR)	Chesapeake, Va.	71-73
Evans, Edward		40
Evans, Phoenix (OL)	Kinston, N.C.	99-02
Everette, Pete		46-47

F Faircloth, James (C)		52-53, 56-57
Fairley, Drayvon (LB)	Red Springs, N.C.	14
Falls, Maurice (LB)	Belmont, N.C.	11-14
Farmer, Lonnie (LB)	Richmond, Va.	72
Farrare, Larry (WR)	Cambridge, Md.	91
Farraro, Henry (DT)		86
Farrier, Deondre (WR)	Orlando, Fla.	16
Farris, Robert K. (K)	Falls Church, Va.	65-67
Farrow, Orlando (LB)	Georgetown, Del.	07
Faulds, Dalton (OL)	Ponte Vedra Beach, Fla.	10
Fearing, Ellie		46
Felton, Oliver (NG)	Hertford, N.C.	75-78
Ferebee, Francis (FB)		34-37
Ferguson, Linwood (FB)	Greenville, N.C.	72
Fields, Andre (SE)	Portsmouth, Va.	86, 88
Fields, David (DB)	Greensboro, N.C.	74
Fields, Derrick (DB)	Clearwater, Fla.	89-91
Fields, Russell (G)	Greenville, N.C.	63
Fine, Jake (K)	Thomasville, N.C.	89
Fish, Drew (SE)	Fuquay-Varina, N.C.	75-77
Fisher, Luke (TE)	Medford, N.J.	88-91
Flanagan, Dwight (DB)	Edenton, N.C.	67-70
Flournoy, Jamar (LB)	Valley, Ala.	04, 06
Flowe, Jim (DB)	Charlotte, N.C.	66-68
Floyd, Corey (TE)	Trenton, N.J.	98-01
Floyd, Fred (G)		52
Floyd, Greg (RB/DB)	Anderson, S.C.	90-93
Floyd, Jim (T)	Loris, S.C.	62
Floyd, John (C)	Fairmont, N.C.	80-83
Fly, Jim		48
Foley, Jack, III (TB)	Greenville, N.C.	64
Foots, James (QB)		35
Forbes, Charles (WB)	Robersonville, N.C.	64-66

Ford, Keith (FS)	Hilton Head, S.C.	84-85
Fordham, Henry (C)		50-51
Foreman, Morris (DB/LB)	Farmville, N.C.	92-95
Forney (B)		37
Fort, Harold (LB)	Raleigh, N.C.	75-77
Fossey, Ben (WR)	Denver, Iowa	94
Foster, Forrest (DB)	Clemson, S.C.	96-99
Foushee, Eric (DL)	Greensboro, N.C.	02-03
Fox, Brian (OL)	Cumming, Ga.	01-03
Fox, Damarcus (WR)	Greenville, N.C.	01-03
Fox, Will (OL)	Greensboro, N.C.	14
Fractious, Brandon (RB)	Rancho Cucamonga, Calif.	05-06
Franklin, George (FB)	Mt. Airy, N.C.	86-87
Frazier, Tom (OG)	Maple Hill, N.C.	72-73
Frazzelle, Mervin	Richlands, N.C.	39
Frederick, Rick (FL)	Goldsboro, N.C.	70-72
Freeman, Anthony (DB)	Potomac, Md.	91-92
Freeman, Charles (TE)	Clearwater, Fla.	88-89
Freeman, Gary (OL)	Chesapeake, Va.	02-05
Freene, Darryl (WR)	Suffolk, Va.	08-09
Freer, James (DB)	Rocky Mount, N.C.	77-80
French, Alexander (RB)	Warner Robins, Ga.	75-77
Friedland, Frank (G)	Newport News, Va.	61
Fulp, Bobby (DB)	Midlothian, Va.	14-16
Furlow, Shawn (RB)	Greenville, N.C.	15-16
Furr, Hunter (RB)	Lewisville, N.C.	12
Futrell, Charles (B)		38
Futrell, Kendall (LB)	Winterville, N.C.	16

G Gagnon, Carter (WR)	Greenville, N.C.	11
Gainey, Mike (TE)	Suffolk, Va.	85-86
Gallahan, Chris (LB)	Alexandria, Va.	70
Gallagher, Terry (SE)	Warner Robins, Ga.	75-78
Gallimore, Hunter (WR)	Wilson, N.C.	88-91
Galloway, Frank (HB)	Wilson, N.C.	61-63
Galloway, Mitchell (WR)	Bennettsville, S.C.	93-96
Gamble, Derrick (OT)	Neptune, N.J.	98-99
Gammon, G.R. (G)		34
Ganzert, Kent (LHB)	Winston-Salem, N.C.	74
Gardill, Greg (DE)	Johnstown, Pa.	88-91
Garrard, David (QB)	Durham, N.C.	98-01
Garrett, Stuart (TB)	Newport News, Va.	67-69
Gatling, Bladen (OL)	Murfreesboro, N.C.	15-16
Gay, George (FB)	Charlottesville, Va.	66-68
Gay, Paul (B)	Sanford, N.C.	51-53
Gay, Robert (HB)		53-56
Gaylor, Don (FL)	Nashville, N.C.	86-88
Geary, Jake (LB)	Hillsborough, N.C.	11-14
George, Thomas		48
Gentry, Drew (OL)	Tallahassee, Fla.	11-13
Gianokas, Jimmy (G)		40-41
Gibson, Benny (OT)	Rocky Mount, Va.	72-74
Gibson, Thornwell (QB)		35-36
Gidrey, Kevin (TE/FB)	Virginia Beach, Va.	07-09
Gilliam, Christshawn (LB)	Lewiston, N.C.	99-02
Gilliard, Ron (LB)	Garner, N.C.	84-87
Gilray, Jake (OG)	Sarasota, Fla.	93-95
Glaettli, Harold (C)	Catlett, Va.	64-67
Glass, Milton A. (C)	Hopewell, Va.	65-67
Glass, Milton (E)		37
Glosson, David (C/LB)	Hampton, Va.	69-70
Glover (G)		37
Glover, Milton		47
Glover, Rodney (DL)	Jacksonville, Fla.	88
Godette, Cary (DE)	Havelock, N.C.	73-76

Godette, Joe (TE)	Greenville, N.C.	77-79	Hall, R.G. (E)		53-54
Godwin, Scott (OL)	Raleigh, N.C.	99-00	Hall, Ray (FB)		54, 57
Goforth, Lynn (G)	Olin, N.C.	63-64	Hall, Winfred (C)		54
Golden, Keith (LB)	Madison, N.C.	79	Hallow, John (NG)	Kinston, N.C.	78-79
Gonzalez, Dan (QB)	Neptune, N.J.	94-97	Hallow, Louis (C)		53-55
Good, Bobby (WR)	Lake Mary, Fla.	03-06	Halstead, Phil (HB)	Charleston, W.Va.	58-61
Goodman, Robert (C)	Manassas, Va.	64	Hamilton, Dave (T)	Orlando, Fla.	66-68
Gordon, Carl (E)	Jacksonville, N.C.	69-71	Hamilton, John (C)	Williamsville, N.Y.	86
Gordon, Charles (FB)	Clayton, N.C.	54, 59-61	Hamilton, Mark (FL)	Englewood, Colo.	70
Gordon, James (G)		58-59	Hamilton, Steve (TE)	Williamsville, N.Y.	80-83
Gore, Colby (DB)	Little River, S.C.	16	Hammett, Walt (OG)	Yakima, Wash.	90
Gower, James (T)		49	Hamphill, Reggie (LB)	Jamestown, N.C.	99-00
Grady, Bob (FB)		49	Hands, Marcus (DE)	Wilmington, N.C.	05-08
Graham, Eric (OL)	Richlands, N.C.	04-06	Handy, Mike (WB)	Ridgeway, N.C.	64
Graham, Leonard (DE)	Miami, Fla.	91-94	Hanford, Walkie (HB)		55-57
Grandison, Greg (DB)	Pensacola, Fla.	91-92	Hanford, Walter (HB)		59
Granitz, David (QB)		54	Hannon, Chad (OG)	Greer, S.C.	91
Grant, Bill (E)		41	Harbaugh, Greg (OG)	Westfield, N.J.	72-74
Grant, Mike (LB)	Charleston Hgts., S.C.	81-83	Hardee, George (T)		50
Grant, Thomas (WB)	St. Augustine, Fla.	65-67	Harden, Reggie (SE)	Windsor, N.C.	79-80
Gravatt, Nelson (BB)	Burkesville, Va.	65-67	Hardy, Brian (WR)	La Grange, N.C.	15-16
Gray, Jamie (OG)	Phoenixville, Pa.	94-96	Hardy, Kelly (DB)	Kinston, N.C.	99-02
Gray, Malik (WR)	Inman, S.C.	16	Hardy, Justin (WR)	Vanceboro, N.C.	11-14
Graybill, George (E)		50-51	Harley, Scott (RB)	Neptune, N.J.	95-96
Grayson, Davon (WR)	Suffolk, Va.	13-15	Harmon, Sean (TE)	Edmond, Okla.	04-05
Grayson, Marquez (RB)	Lexington, N.C.	14	Harner, Grant (OL)	Jacksonville, Fla.	10-12
Green, Billy (E)		40-41	Harper, Denell (RB)	Chesapeake, Va.	87-89
Green, Kwabena (LB)	Supply, N.C.	97-99	Harper, T.J. (OL)	Meridian, Miss.	08-09
Green, Leander (QB)	Fayetteville, N.C.	77-79	Harrell, Berg (C)		57
Green, Pat (LB)	Winston-Salem, N.C.	14-16	Harrell, Sam (RB)	Harrellsville, N.C.	77-79
Green, Terrell (WR)	Charleston, S.C.	14, 16	Harris, Aaron (FL)	Washington, D.C.	98, 00-01
Greene, Eddie (E)	Hamlet, N.C.	69	Harris, Clint (DB)	Chesapeake, Va.	80-83
Greene, Leman		46	Harris, Derrick (WR)	Sone Mountain, Ga.	11-12
Greer, Steve (QB)	Durham, N.C.	76-78	Harris, Dwayne (WR)	Stone Mountain, Ga.	07-10
Greeson, James (E)		53-54	Harris, Fred (E)	Hickory, N.C.	69-70
Gregory, Worth (P)	Fort Mill, S.C.	14-16	Harris, Ike (OL)	Irmo, S.C.	12-15
Gregson, Robert (G)	Asheboro, N.C.	59-60	Harris, Jimmy (HB)		51
Grieb, Ben (G)	Alexandria, Va.	66-68	Harris, Marcellus (WR)	Newport News, Va.	97-00
Grier, Chad (QB)	Charlotte, N.C.	90	Harris, Phil (G)	Rocky Mount, N.C.	62-63
Griffin, Fee (NG)	Tabb, Va.	78-81	Harris, William		39
Griffin, Pernell (LB)	Williamston, N.C.	98-01	Harrison, Bucky (LB)	Richmond, Va.	74
Grimes, Churchill (E)	Washington, N.C.	64-66	Harrison, Darrell (LB)	Wake Forest, N.C.	71-72
Grinage, Joe (DL)	Brooklyn, N.Y.	83-85	Hart, Daren (DB)	Winston-Salem, N.C.	93-96
Grinnell, John (C)	Arlington, Va.	73-75	Hart, David (DB)	Winston-Salem, N.C.	93-96
Grissom, Lynwood (QB)		51-52	Hartman, Ben (PK)	Winston-Salem, N.C.	06-09
Grove, Jeremy (LB)	Frederick, Md.	11-13	Harvey, Aaron (DB)	Kansas City, Kan.	91
Gudger, Jim (BB)	Cullowhee, N.C.	67-70	Harvey, Warren (PK)	Greenville, N.C.	12-14
Guido, Robert (BB)	Hollywood, Fla.	69	Hassell, Ray (E)		34
Gunthrope, E.J. (DB)	Winston-Salem, N.C.	93-96	Hatcher, Dominique (DB)	Greensboro, N.C.	99-00, 03
Gutierrez, Anthony (ILB)	Sherman Oaks, Calif.	16	Hatem, Joe (G)		35, 37
Gutowski, Robert (LB)	Amsterdam, N.Y.	74	Hatsell, Henry (E)		35-36
Guy (B)		36	Haug, Paul (OT)	Fenton, Mo.	70-71
Guyette, John (T)	Fairless Hills, Pa.	66	Hawkins, Josh (DB)	Winston-Salem, N.C.	12-15
Guzzo, Tony (K)	Norfolk, Va.	68, 70	Hawkins, Mike (SE)	Manson, N.C.	78-80
			Hawkins, Willie (RB)	Grimesland, N.C.	75-77
H			Hayes, John (HB)		51-54
Habit, Al (E)		53	Hayes, Junior		47-48
Hagans, Jeff (C)	Greenville, N.C.	77-79	Haywood, Bryan (DB)	Fayetteville, N.C.	87-88
Hairston, Chris (RB)	Winston-Salem, N.C.	12-15	Heath, Jeff (K)	Virginia Beach, Va.	82-85
Haitchcock, Stuart (QB)	Burlington, N.C.	74	Heath, Kenneth (T)	Havelock, N.C.	63
Hale, Steve (FS)	Columbus, Ga.	75-77	Heath, Travis (DB)	Tarboro, N.C.	00-03
Hall, Alan (FB)	Chesapeake, Va.	66	Hedgepeth, Jack		46
Hall, Carlton (QB)		55	Heis, Stephen (OL)	Cincinnati, Ohio	06-09
Hall, Chris (DB)	Fort Dix, N.J.	88-91	Helms, Charles (E)		53
Hall, Gerald (SE)	Edenton, N.C.	76-78	Helms, Derek (DL)	Monroe, N.C.	00-03
Hall, Leon (DT)	Cambria Heights, N.Y.	84-87			

Helms, William (E)		54-56	Houston, Bartow (TB)	Washington, N.C.	62
Henderson, Alex (OT)	Columbia, S.C.	90	Howard, Brandon (SN)	Jacksonville, Fla.	01-04
Henderson, Charles		51	Howard, Brian (WR)	Clinton, N.C.	03-05
Henderson, Doug (WB)	Gainesville, Fla.	67	Howard, Charles (SN)	Sanford, N.C.	90-92
Henderson, James (HB)		53-56	Howard, Tony (DT)	Columbia, S.C.	91-92
Hendley, George (C/LB)	Ocala, Fla.	69-70	Howe, Hussein (RB)	Jacksonville, Fla.	16
Henry, Dwight (DB)	Ft. Lauderdale, Fla.	93-95,97	Howe, Jimmy (RB)	Brunswick, Ga.	72-74
Henry, Leonard (RB)	Clinton, N.C.	98-01	Howell, Chris (DL)	Greenville, N.C.	98-01
Henry, Philip (WR)	Elizabeth City, N.C.	05-07	Howell, Larry (T)		57
Hensley, Tony (C)	Bedford, Va.	80-81	Hubble, Shane (DT)	St. Petersburg, Fla.	88-90
Henson, Brad (OG)	Athens, Ga.	83-84	Huber, John (OT)	Greenbrook, N.J.	71
Herlocker, Wes (P/DB)	New London, N.C.	00,02	Huckabee, Robert (LB)	Wrightsville Beach, N.C.	11
Herring, Mike (E)	Whiteville, N.C.	65-66	Hudson, Everette		41
Hester, Chris (QB)	Loganville, Ga.	93	Hudson, Steve (G)	Hickory, N.C.	65
Hester, Van (C)	Burlington, N.C.	66-67	Hudson, Taylor (OL)	Greenville, S.C.	11-14
Hewett, Jerek (DB)	Shallotte, N.C.	05-08	Huffman, Beau (TE)	Massillon, Ohio	16
Hewston, Dennis (BB)	McKeesport, Pa.	68-69	Huffman, Harold (G)		55
Heywood, Mike (OT)	Virginia Beach, Va.	77	Hughes, Don (FB)	Tar Heel, N.C.	74
Hibbs, Billy (DB)	Swansboro, N.C.	72-74	Hughes, Neal (TB)	Asheboro, N.C.	65-67
Hickman, Mike (WR)	Greenville, N.C.	07	Huneycutt, Richard (E)	Portsmouth, Va.	61, 63
Hicks, Dia (WR)	Pensacola, Fla.	92	Hunnicutt, Myles (E)	Vienna, Va.	66-67
Hicks, Eddie (RB)	Henderson, N.C.	75-78	Hunt, Lee (P)	Kernersville, N.C.	02
Hicks, Fred (DL/OL)	West Palm Beach, Fla.	04-05, 07-08	Hunt, Ron (WR)	Jacksonville, N.C.	71
Hicks, Todd (WB)	Gastonia, N.C.	65-67	Hunt, Shauntae (DL)	Warrenton, N.C.	03-06
Hicks, Trevian (DB)	Winterville, N.C.	15-16	Hunt, Torrance (WR/RB/DB)	Durham, N.C.	10-12
Hightower, Tim (DE)	St. Simons, Ga.	73-76	Hunt, Ty (DT)	Hickory, N.C.	98-01
Hileman, Bob (E)	Alexandria, Va.	69-71	Hunter, Cory (RB)	Fuquay-Varina, N.C.	13-14
Hilbert, Nick (QB)	Elizabeth City, N.C.	58-61	Hunter, Travis (QB)	Winter Garden, Fla.	86-89
Hill, Isiah (FB)	Windsor, N.C.	84	Hurley, Rusty (DE)	Boca Raton, Fla.	92
Hill, Kevin (OT)	Sylvestor, Ga.	75	Huss, Baxter (HB)		55
Hilton, Truman (E)	Chapel Hill, N.C.	63-64	Hutchins, Paul (G)	Gibsonia, Pa.	65-67
Hinson, Stewart (OL)	Monroe, N.C.	13-15	Hux, William (QB)		53-54
Hinton, Floyd (E)		35, 38			
Hodder, Arthur		39	Ilderton, Tim (BB)	High Point, N.C.	69-70
Hodges, Bobby (T)		50-53	Imperato, Robb (K)	Boca Raton, Fla.	88-90
Hodges, Demetrius (DB)	West Palm Beach, Fla.	04-05	Ingram, Chuck (RB)	Greensboro, N.C.	95
Hodges, J. Weston		33	Ingram, Jesse (LHB)	Ansonville, N.C.	74
Hodges, John		32	Ingram, Kevin (QB)	Philadelphia, Pa.	81-83
Hoggard, Paul (OG)	Windsor, N.C.	85-86	Inman, Wayne (C)	Hope Mills, N.C.	77-80
Hogue, Robin (DE)	Virginia Beach, Va.	72-73	Isley, Brent (SE)	Burlington, N.C.	70
Hofacker, Wes (DE)	Allen, Texas	04	Ivey, Lamar (DB)	Mebane, N.C.	11-14
Holbrook, Brent (CB)	Kannapolis, N.C.	85			
Holcomb, Chad (K)	Smyrna, Ga.	93-96	Jackson, Brandon (RB)	Greensboro, N.C.	09
Holland, Stuart (QB)		57-59	Jackson, Bud		49
Holland, William (T)		35	Jackson, Chuck (LB)	Fayetteville, N.C.	77-80
Holland, Willie (G)		51-54	Jackson, Kevin (DB)	Mebane, N.C.	00-02
Holley, Willie (DB)	Edenton, N.C.	77-80	Jackson, Lawson (FB)		54-55
Hollenbach, John (T)	Virginia Beach, Va.	69	Jackson, Richard (HB)	Hickory, N.C.	61-62
Holliday, Rickie (C)	Williamston, N.C.	75-77	Jackson, Victor (RB)	E. Providence, R.I.	90
Hollingsworth, Dallas (G)	Clinton, N.C.	58-61	Jacobs, Bradley (DB)	Long Beach, Miss.	10-11
Hollingsworth, John (T)	Fayetteville, N.C.	69-71	Jacobs, Michael (P)	Smithfield, N.C.	92-93
Holmes, Joe (DT)	Manteo, N.C.	89	Jacobs, Steve (LB)	Loris, S.C.	84-85
Holmes, Randell (E)		56-58	James, Gerald (G)		49
Holmes, Ty (LB)	Lexington, N.C.	10-13	James, Hosea (DL)	Jacksonville, N.C.	99-02
Holscher, Franz		47-48	James, Ray (T)		49
Holt, Kenneth (T)		53	James, Shaun (DL)	Virginia Beach, Va.	16
Holtzclaw, Berke (QB)	Valdosta, Ga.	85	James, Tim (RB)	Hartsville, S.C.	85-88
Hooker, K'Hadree (DL)	Kinston, N.C.	14	James, William (HB)		54-55
Hooper, Boyd (QB)		53	Jarocznyk, Bob (G)	Norfolk, Va.	68
Hoover, Charles (G)		55-56	Jarrell, Ricky (HB)	Kernersville, N.C.	61-63
Hoover, Jim (C)	Clinton, N.C.	62-64	Jean, Erode (CB)	Ft. Pierce, Fla.	03-05
Hopkins, Bubba (T)	Edenton, N.C.	63	Jenkins, George (FB)	Wilson, N.C.	67
Horeis, Fred (OT)	Roanoke, Va.	71-73	Jenkins, Jacobi (WR/DB)	Rocky Mount, N.C.	09-12
Horner, Michael (DL)	Williamston, N.C.	05	Jennette, William (DT)	Belhaven, N.C.	85-86
Hourigan, Richard (WR)	Cary, N.C.	01-03	Jennings, Francis		33

Jett, John (P)	Reedsville, Va.	88-91	King, Charles		32
Job, Gill (K/S)	Allendale, N.J.	74	King, Claude (E)		51-54
Johnson, A.J. (DL)	Atlanta, Ga.	09-10	King, Gardner (DT)	Bluefield, W.Va.	72
Johnson, Barry (TE)	Farmville, N.C.	75-77	King, Perry		32
Johnson, Brian (DL)	Washington, D.C.	95-98	Kinlaw, Max (G)		48-49
Johnson, Britt (DS)	Rocky Mount, N.C.	06	Kinsey, Ralph (HB)	Charlotte, N.C.	61-63
Johnson, Chris (RB/KR)	Orlando, Fla.	04-07	Kittrell, Belmont		32
Johnson, Derrell (DL/LB)	Baltimore, Md.	10-13	Kittrell, Bill		46
Johnson, Dion (RS/WR)	Newport News, Va.	90-91	Knight, James (T)		54
Johnson, Jimmy (T)		33-37	Koehler, Bob (WB)	Kinston, N.C.	65-66
Johnson, Johnny (E)	Winston-Salem, N.C.	66	Kolanko, Vince (RB)	Weirton, W.Va.	75-77
Johnson, Junior (DE)	Seaford, Va.	86-87	Konrady, Ron (LB)	Egg Harbor, N.J.	70
Johnson, Mike (TE)	Burlington, N.C.	74	Koonce, George (DE)	New Bern, N.C.	89-90
Johnson, Nick (LB)	Charlotte, N.C.	06-09	Koonce, Richard (LB)	Jacksonville, N.C.	02-05
Johnson, Rio (QB)	Atlanta, Ga.	11	Kipp, Mike (OG)	Crestwood, Mo.	70-71
Johnson, Terry (DT)	Graham, N.C.	70-71	Kovack, Mike (HB)		48-51
Johnson, Tyrone (LB)	Vicksburg, Miss.	83-84	Kraemer, J.R. (TE)	Wildwood, Mo.	07-08
Johnson, Quay (WR)	Knightdale, N.C.	14-16	Kramer, David (DT)	Annapolis, Md.	84-85
Johnston, Mitchell (OG)	High Point, N.C.	77-79	Krawczyk, John (DT)	Oglesby, Ill.	93-94
Jolly, W.O. (E)		32-34	Krivanack, Jim (OG)	Richlands, N.C.	71
Jones, Bruce (G)		49	Krivanack, John (G)	Richlands, N.C.	69-70
Jones, Daryl (RB)	Rockledge, Va.	95	Krusa, Elmer (G)	Clifton, N.J.	63
Jones, Derrick (RB)	Elizabethtown, N.C.	08	Kwiatkowski, Henry (T)	Clifton Heights, Pa.	57-60
Jones, Freddie (WS)	Portsmouth, Va.	79-80			
Jones, Justin (WR/TE)	Conyers, Ga.	10-12	L LaCock, Bud (DT)	Wilmington, N.C.	80-81
Jones, Leon (C)		57	Lacewell, Sherman (OL)	Durham, N.C.	97-00
Jones, Mike (DB)	Virginia Beach, Va.	72-74	Lackey, Bernard (CB)	Conyers, Ga.	95
Jones, Ray (RHB)	Norfolk, Va.	74-76	Lamb, Durwin (LB)	Miami, Fla.	04-07
Jones, Reicko (CB)	Riviera Beach, Fla.	02	Lamm, Bill (K)	Satellite Beach, Fla.	78-80
Jones, Reuben (C)	Decatur, Ga.	91	Lane, Perry (T)	Asheboro, N.C.	58, 61
Jones, Robert (DL/OL)	Stone Mountain, Ga.	08, 10, 12	Laney, Stuart (G)	Wilmington, N.C.	67-68
Jones, Robert (LB)	Blackstone, Va.	88-91	Langston, Robert (FB)		54
Jones, Ron (QB)	Portsmouth, Va.	84-87	Larrimore, Donald (T)		53-56
Jones, Samien (OT)	Cove City, N.C.	98-00	Lassiter, Jimmy		51
Jones, Selby (B)		49	Latham, Vince (OG)	Alpharetta, Ga.	91
Jones, Thomas (LB)	Lumberton, N.C.	92	Laughinghouse, Charles (T)	Greenville, N.C.	64
Jones, Tommy (G)		54-57	Lausic, Dom (OL)	Brampton, Ontario	97
Jones, Zay (WR)	Austin, Texas	13-16	Leach, Vonta (LB/FB)	Rowland, N.C.	00-03
Jordan, George (G)		49	Leaphart, Derrick (C)	Decatur, Ga.	91-94
Jordan, Josh (WR/QB)	St. Amant, La.	10	Leavitt, Bob (OG)	Alexandria, Va.	72-73
Jordan, Mike (NG)	New Bern, N.C.	79-80	Ledford, Dwayne (DL/OL)	Marion, N.C.	95-98
Jordan, P.J. (LB)	Athens, Ga.	81-84	Lee, David (T)		52-54
Jorgensen, David (OL)	Laurinburg, N.C.	02-03	Lee, R.B.		46-47
Joseph, Linval (DT)	Alachua, Fla.	07-09	Lee, Robert (PK)	Longview, Texas	05-06
Joyner, D.T. (DT)	Norfolk, Va.	75-77	Lee, T.J. (WR)	Raleigh, N.C.	07-08
Justice, Chris (LB)	Greensboro, N.C.	74	LeFever, Greg (LB)	Ocean City, N.J.	00-01
			Leftwich, James (C)	Vinton, Va.	62-64
K Kanos, Nick (T)		51-52	Leggett, Rickey (G)	Kinston, N.C.	63
Kass, Rob (QB)	Longwood, Fla.	06-09	Lennon, Dmonique (DB)	Suffolk, Va.	13-15
Kapelec, John		32	Lenzen, Erik (OL)	Fort Lauderdale, Fla.	16
Kaplar, Paul (TE)		03	Leonard, Rickey (OT)	Rocky Mount, N.C.	72-73
Keeney, Dennis (RB)	Glen Burnie, Md.	72	Letcher, Morris (WR)	Kansas City, Kan.	92-93
Keith, Cody (QB)	Charlotte, N.C.	13	Levesque, Shawn (TE)	League City, Texas	04-05
Kelly, Terry (DB)	High Point, N.C.	71	Levine, Matt (P)	North Potomac, Md.	94-97
Kemp, Blake (QB)	Chandler, Ariz.	15	Levingston, Dontae (OL)	Los Angeles, Calif.	14
Kepley, Danny (LB)	Goldsboro, N.C.	72-74	Lewis, Doug (E)	Thomasville, N.C.	64
Kermon, Tim (G)		53-54	Lewis, Ernie (LB)	Sanford, Fla.	89-92
Kerr, Darren (DB)	Arlington, Va.	99-01	Lewis, Joe (T)		57
Kerr, Jeff (LB)	Salisbury, N.C.	96-99	Lewis, Lance (WR)	Concord, N.C.	10-11
Kessler, George		46	Lewis, Mac (G)		48-49
Kiernan, Monty (C/LB)	Irvington-On-Hudson, N.Y.	69-71	Lewis, Ruvie (T)	Clinton, N.C.	64
Kilbourne, Bob (K)	Prince George, Va.	71-72	Lewis, Scott (FB)	Fayetteville, N.C.	81-85
Killebrew, Dan (OG)	Wilson, N.C.	71-73	Lewis, Willie (TB)	Valdosta, Ga.	86-89
Kilpatrick, Keith (T)		46-49	Libiano, Mark (LB)	Easton, Pa.	92-95
Kilpatrick, Kinwood		47-48	Libretto, Charlie (QB)	Middleburg, Fla.	86-89

Lilley, Leonard (HB)		55-57	Martin, James (RB)	Evergreen, N.C.	82-84
Lilley, Robert (FB)		55-57	Martin, Joel (C)		52
Lindsay, Dominique (RB)	Charlotte, N.C.	05-07, 09	Martin, Kelly (T)		36-38
Lindsey, "Tex" (E)		34-36	Martin, Robert (DB)	Dublin, Ga.	86
Lineback, Dustin (LB)	Climax, N.C.	08-10	Martin, William N. (T)	Washington, N.C.	65
Lineberry, Wayne (LB)	Wadesboro, N.C.	66-68	Masimini, Mpumi (DL)	Washington, D.C.	95
Linker, Neel (G)	Mooreville, N.C.	63-65	Mason, Hagen (OL)	Tallahassee, Fla.	01-04
Lisk, Larry (E)		58	Massey, Raymond (LB)	Charlotte, N.C.	97
Linville, Dwight (TE)	Winston-Salem, N.C.	92-95	Matau, Christian (OL)	New Bern, N.C.	15-16
Little, Charles		47	Matthews, Carlton (FB)		52-53, 57
Little, James (T)		41	Matthews, Ed (T)		52
Little, Richard (T)	Grifton, N.C.	69	Matthews, John V. (HB)	Hertford, N.C.	60-61
Livermore, Bill (T)	Raleigh, N.C.	66	Matthews, Thomas		46
Livingston, Theodore (DT)	Fayetteville, N.C.	84-85	Matthews, Thomas (HB)	Hertford, N.C.	58-61
Lockerman, Jones (E)	Clinton, N.C.	58-61	Mattison, Perez (QB/WR)	Anderson, S.C.	93-94, 96-97
Loffin, Joe (E)		58-59	Mattocks, Adam (DB)	Jacksonville, N.C.	79
Loflin, Glynn (DB)	Kinston, N.C.	73-74	Mattocks, Chris (DB)	New Bern, N.C.	07-09
Logan, Ernie (LB)	Fayetteville, N.C.	86-88, 90	Mattocks, Gary (HB)		54-56
Lominac, Charles		32	Mattox, Don (C)	Wilson, N.C.	63
London, Gary (SS)	Hampton, Va.	83-86	Maxwell, Bill (OG)	Ware Shoals, S.C.	88
Long, Ray		46-47	Mayhew, Winston (DB)	Mooreville, N.C.	73-74
Long, Terry (OG)	Columbia, S.C.	80-83	Maynard, Robert (FB)		80-83
Long, Woody (T)		38	Mayo, Joe (G)		54-56
Losito, Craig (K)	Jacksonville, Fla.	86-88	Mayo, Norman		38-39
Louis, James (C)	Blacksburg, Va.	67-68	Mayo, Wiley		39
Love, Chris (DB)	Wake Forest, N.C.	16	Mays, Nate (DB)	Huntersville, N.C.	13
Love, Ed (DT)	Virginia Beach, Va.	72	Mazyck, Travis (DB)	Virginia Beach, Va.	98-99, 01
Lowe, Dave (C)	Merritt Island, Fla.	73	Mazzone, Taylor (QB)	Raleigh, N.C.	09
Lowe, Grant (OT)	Greensboro, N.C.	86-89	McAdams, Howard (FB)		50
Lowery, Buddy (DE)	East Spencer, N.C.	72-74	McBryde, Victor (RB)	Red Springs, N.C.	89-90, 92
Lowery, Chaz (OL/TE)	Virginia Beach, Va.	12-13	McCall, Marc (OT)	Rochelle, Ga.	95-96
Lucas, Bill (G)		40-41	McCallum, Flint (DB)	Roland, N.C.	86-88
Luckadoo, Ryan (SN)	Anderson, S.C.	98-00	McCalop, Mike (DT/OG)	Warsaw, N.C.	88-91
Lundy, Larry (OG)	Havelock, N.C.	73-75	McCleary, Norris (DT)	Bessemer City, N.C.	96-99
Luquire, Steve (K)	Durham, N.C.	68	McClenny, Dennis (G)	Goldboro, N.C.	65
Lyon, Cody (DB)	Raleigh, N.C.	11-12	McClintock, Chuck (HB)	Burlington, N.C.	69
M			McClure, Bryan (TB)	Charlotte, N.C.	67-68
Mabry, Raymond (RB)	Grifton, N.C.	95-98	McConnell, Sean (QB)	Downey, Calif.	91-92
Mack, Dalvon (LB)	Fayetteville, N.C.	07-08	McCoy, Mickey (WR)	Kennesaw, Ga.	02-05
Mack, Willie (DE)	Winston-Salem, N.C.	85	McCurry, Compton (LB)	Summerville, S.C.	86-89
MacDonagh, Michael (DE)	Clarksville, Tenn.	04-05	McDaniel, Brian (DE)	Weldon, N.C.	80
MacKenzie, Don (T)		47, 49	McDaniel, Emmanuel (DB)	Jonesboro, Ga.	92-95
MacMillan, Carlton		32	McDiarmid, James (T)	Rocky Mount, N.C.	60-62
Maddox, Joey (DL)	Shelby, N.C.	86	McDonald, Bill (T)		49-52
Madigan, Frank (C)		49-52	McFee, Chuck		40
Madison, Ernest (DB)	Norfolk, Va.	74-76	McGhin, Garrett (OL)	Tallahassee, Fla.	15-16
Madrin, Cliff (E)		34	McGill, Demetri (DE)	Virginia Beach, Va.	13-16
Magazu, Damon (DB)	Charlotte, N.C.	10-13	McGlohon (G)		36
Magee, Trey (OL)	Wakefield, Va.	04-05	McGregor, Wayne (DT)	Danville, Va.	73
Maglione, Tony (DT)	Stirling, N.J.	69-71	McGuirk, Mike (FB)	Arlington, Va.	68-70
Major, Dalton (RB)	Wilmington, N.C.	91	McIntosh, Mitchell (DB)	Rockingham, N.C.	66
Mallard, Walter (E)		41	McJunkin, Jack		39
Malyniak, Jeff (P)	Alexandria, Va.	86	McKaskill, Charles (T)	Asheboro, N.C.	69
Maness, John (OG)	New Bern, N.C.	78-79	McKeithan, Deeone (DB)	Perth Amboy, N.J.	95-98
Mann, Charlie (TE)	Virginia Beach, Va.	78	McKinney, Reggie (TB)	Rocky Mount, N.C.	91
Manning, Zack		46-48	McKinney, Quincy (OL)	Columbus, Ga.	14-15
Markland, Rusty (DB)	Thomasville, N.C.	71-73	McKinnon, Tim (DB)	Upper Marlboro, Md.	96
Marriot, Don (B)		41	McLaughlin, Matt (TE)	Ringwood, N.J.	86-88
Marroncelli, Richard (G)	Rilltown, Pa.	67	McLaurin, Thomas (DB)	Roseboro, N.C.	77-79
Marshall, Dekota (DB)	Jacksonville, N.C.	07-09	McLawhorn, Chris (FL)	Greenville, N.C.	84
Marshmon, Tim (DB)	Rocky Mount, N.C.	91	McLendon, Lamar (LB)	Fayetteville, N.C.	09-10
Martin, Chad (G)	Palm Coast, Fla.	87-90	McLester, Rick (K)	Oakboro, N.C.	73
Martin, Darrel (DT)	Dobson, N.C.	71	McMullan, C.O.		46-48
Martin, Dexter (LB)	Cocoa, Fla.	80-81	McMillan, Tomha (DT)	Clarkston, Ga.	95-96, 98-99
Martin, Doug (RB)	Dobson, N.C.	71	McNeill, Ruffin (DB)	Lumberton, N.C.	76-79

McPaul, John (E)	Raeford, N.C.	63-65	Murray, Bruce		40
McPhail, Jerris (RB)	Clinton, N.C.	93-95	Murray, Mike (G)	Reading, Pa.	67
McPhatter, Brian (RB/DB)	Fayetteville, N.C.	86-89	Musselwhite, Hubert		46-47
McPherson, Shane (OG)	Cartersville, Ga.	93-96	Myers, Eric (DT)	Allen Park, Mich.	91
McQueen, J.J. (TE/FL)	High Point, N.C.	96-98	Myers, Mike (NT)	Goose Creek, S.C.	14-16
McQueen, Markeith (S)	East Manatee, Fla.	03-04, 06	Myers, Wally (NG)	Goldsboro, N.C.	79
McRae, Corie (T)	Thomasville, N.C.	63-65	Myrick, Bobby (LHB)	Goldsboro, N.C.	74-75
Meadows, Dave (DB)	Remington, Va.	66	Myrick, James (OL)	Virginia Beach, Va.	02-04
Meadows, Pete (C)		51	Myrick, Mike (WR)	Goldsboro, N.C.	71-73
Meannie, Frank (FB)		48-49			
Medlinger, Greg (E)	Spencer, N.C.	65-67	N Nantz, Fred (OL)	Rockingham, N.C.	60
Melton, Keith (G)		50	Nash, Thomas (HB)		55-58
Melvin, Jack (FB)		49-50	Neal, Keifer (OL)	Anaheim, Calif.	13
Melvin, Travis (OL)	Fayetteville, N.C.	08	Neal, Levin (DB)	Wilmington, N.C.	09
Mercer, Maurice (DL)	Nashville, N.C.	09	Nealy, Antoine (LB)	Clarendon, N.C.	03
Michael, Kenny (RB)	Greensboro, N.C.	72	Nealy, Kent (LB)	Clarendon, N.C.	00-03
Michaels, Jim		47	Neff, Bob (OT)	Harrisonburg, Va.	73-74
Michel, Billy (OL)	Greenville, N.C.	86-88	Neill, David (T)	Clifton Heights, Pa.	63
Michel, Thomas (HB)	Arlington, Va.	61-63	Neisz, Lance (OL)	Raleigh, N.C.	06
Milbrook, J.J. (DB)	Miami, Fla.	05-08	Nelson, Carlton (QB)	Portsmouth, Va.	79-82
Miles, Charles (RB)	Indianapolis, Ind.	91-92	Nelson, Chris (OL)	Hickory, N.C.	99-01
Millard, Worth (G)		52	Nelson, Ed (DE)	Commerce, Ga.	75-77
Millie, Bob (E)	Toronto, Ontario	69-71	Nelson, Eddie (HB)		54
Miller, Bob (B)		41-43	Nelson, Gilbert (HB)		55
Miller, Eric (DT)	Joliet, Ill.	74	Nelson, Philip (QB)	DeForest, Wis.	16
Miller, Greg (SE)	Havelock, N.C.	70	Nesbit, Robert (G)	Salisbury, N.C.	61-62
Miller, Kevin (K/P)	Virginia Beach, Va.	99-02	Newkirk, Travis (WR)	Durham, N.C.	96-98
Miller, Ronnie (FL)	Thomasville, N.C.	70	Newman, Jimmy (E)	Greenville, N.C.	64
Mills, Dinky (WB)	Ayden, N.C.	62-64	Nichols, Chris (LB)	Asheboro, N.C.	70
Mills, Mike (TB)	Statesville, N.C.	68-70	Nichols, Jason (WR)	Norcross, Ga.	94-97
Milner, Matt (DL)	Raleigh, N.C.	10-12	Nichols, Ricky (SE)	Chesapeake, Va.	81-84
Minschew, Gardner (QB)	Brandon, Miss.	16	Niklason, Gary (LB)	MClean, Va.	72-74
Mitchell, Khalif (DT)	Virginia Beach, Va.	07-08	Nisbet, Billy (C)	Greenville, N.C.	32
Mitchell, Tim (C)	Lancaster, Pa.	81-84	Nobles, Anthony (OL)	Randleman, N.C.	97-98
Mitchell, William (WB)	Fayetteville, N.C.	69-71	Nobles, Jack (T)		34-35
Mixon, Tom (C)		55-56	Noe, Andy		33
Moe, Peter (K)	Kirstiansand, Norway	67	Noe, Hampton (G)		36
Molineaux, Joe (DT)	Grafton, Va.	86-87	Noe, Jack (B)		36-38
Mollenhaur, Don (C/LB)	Ft. Walton Beach, Fla.	69-71	Norris, Sam (SS)	San Diego, Calif.	82
Monds, Richard (G)		55-57	Norris, Smokey (DB)	Clinton, N.C.	79-82
Monroe, Alex (T)	Aberdeen, N.C.	68-69	Northcutt, Chuck (LB)	Rockingham, N.C.	81-83
Monroe, Kevin (DB)	Greenville, N.C.	96-99	Northcutt, Norwood (B)		34-36
Montgomery, Dalton (OL)	Corinth, Texas	16	Nottingham, Ellis (E)	Washington, D.C.	65-67
Moody, Jarrod (RB)	Rocky Mount, N.C.	85-88	Nunery, Justin (WR)	Garner, N.C.	10
Moore, Aubrey (OG)	Wilson, N.C.	71			
Moore, Chris (LB)	Havelock, N.C.	02-05	O Ochoa, Carlos (LB)	Greenville, N.C.	98-00
Moore, Danny (C)	Grifton, N.C.	96-98	Odum, Ruffin (E)	Ahoskie, N.C.	63-66
Moore, Ken (DE)	Harrells, N.C.	71-74	O'Driscoll, John (DL)	Chicago, Ill.	86-87
Moore, Robert (E)	Roanoke Rapids, N.C.	59-60	O'Hare, Joe (TE)	Hyattsville, Md.	72
Moran, Kevin (DT)	Manchester, N.H.	65-67	O'Kelley, Harold (HB)		52-55
Morgan, James		33	Oliver, Colton (DS)	Charlotte, N.C.	14-16
Morgan, Rahkeem (DB)	Asheville, N.C.	09-11	Oliver, Skipper (DB)	Fayetteville, N.C.	66
Morris, Glenn (LB)	Greensboro, N.C.	78-81	Oliver, Valla Vonga (RB)	Mt. Oliver, N.C.	75
Morris, John (DE)	Durham, N.C.	76-79	O'Neill, Ted (C)	Dorchester, Mass.	74
Morris, John (T)	Norfolk, Va.	68-69	O'Roark, Larry (SE)	Centerville, Va.	80
Morris, Torey (WR)	Toms River, N.J.	99-02	Orr, Tim (OL)	Hampton, Va.	88
Moss, Reggie (TE)	Elizabeth City, N.C.	77	Osborne, Lorenzo (LB)	Atlanta, Ga.	06-07
Moton, Richard (S)	Tulsa, Okla.	02-03	Osemene, Nweike (DT)	Columbia, S.C.	07
Moye, Jack (G)		38	Ostraner		48
Moye, Tutu (LB/TE)	Greenville, N.C.	01-03	Overton, Charles (BB)	Edenton, N.C.	66-68
Muhwezi, Danny (LB)	Germantown, Md.	07	Overton, Montese (LB)	Greenville, N.C.	12-15
Mulder, Steve (LB)	Bowie, Md.	74	Overton, Raymond (T)		53-56
Muldrow, Robert (E)	Bishopville, S.C.	61	Owens, Alfred (E)		54
Mulholland, Matt (OT)	Bethesda, Md.	76-79	Owens, Deke (K)	Jacksonville, N.C.	92
Murphy, Eddie (NG)	Raleigh, N.C.	77			

P Paddock, Dick (DB)	Allison Park, Pa.	70-72	Pittman, Wes (WR/LB)	Raleigh, N.C.	09-10
Page, Alvah		32	Platt, Robert		51
Page, Link (E)	Elm City, N.C.	68	Plott, J.C. (DE)	Concord, N.C.	82-83
Paige, Terry (RB)	Whiteville, N.C.	85	Plowman, Davis (PK)	Roswell, Ga.	13-16
Painter, John (E)		52	Plum, David (NG)	Raleigh, N.C.	83-86
Palilli, Joe (C)		48-49	Pohren, Mark (C)	Brighton, Iowa	70-71
Palmer, Doug (OL/DL)	Fayetteville, N.C.	06-08	Poliakoff, Irving		39-40
Parker, Billy (TE)	Wilmington, N.C.	80-81	Polochak, Doug (OL)	Ponte Vedra Beach, Fla.	10-11
Parker, Cary (HB)	Hopewell, Va.	59-61	Poole, Wayne (NG)	Knightdale, N.C.	76-79
Parker, Derrick (RB)	Greenville, N.C.	87	Pope, Brandon (OL)	Chesapeake, Va.	01-03
Parker, Hugh (OL)	Morehead City, N.C.	11	Pope, Damon (TE)	Athens, Ga.	81-84
Parker, Lavern (DT)	Chocowinity, N.C.	71	Popov, Paul (G)		53-56
Parker, Pierre (LB/FS)	Wilson, N.C.	04-06	Porch, Donald (DB)	Pleasant Hill, N.C.	88-90
Parker, Ricky (T)	Nashville, N.C.	66	Porcher, Lynn (FS)	Rembert, S.C.	85
Parker, Robert (OL)	Hyattsville, Md.	97-99, 00	Post, Chip (OG)	Sanford, N.C.	74
Parrish, Randy (OG)	Lumberton, N.C.	74-76	Post, Jim (LB)	River Vale, N.J.	71-72
Pasut, Zico (WR/TE/RB)	Charlotte, N.C.	10-13	Pou, Ronald (DL)	Williamston, N.C.	01-02
Patterson, Jack (TB)	Jacksonville, Fla.	69-71	Powell, Arnie (WR)	Deep Creek, Va.	98-01
Patterson, Melvin (DB/LB)	Alachua, Fla.	07-08, 10	Powell, Marke (LB)	Troy, N.C.	09-11
Patterson, Robert (QB)		54, 56-57	Powell, Otis (B)		36
Patton, Dickie (E)	Burlington, N.C.	65	Powell, Willie (DE)	Tarboro, N.C.	85-87
Patton, Jeff (NG)	Selma, N.C.	84	Powers, Jonathan (OL)	Wilmington, N.C.	13
Paul, Jerry (C)	Washington, N.C.	61	Powers, Mac (OG)	Hampton, Va.	83-84
Paul, Larry (LB)	Raleigh, N.C.	75-77	Pratt, Bill (B)		36
Paulk, Leonard (DB)	Columbia, S.C.	09-12	Pratt, Caleb (PK)	Roanoke Rapids, N.C.	15-16
Peacock, John (RB)	Venice, Fla.	94	Pratt, Dayton (LB)	Washington, D.C.	13-16
Pearce, Ronny (DB)	Pulaski, Va.	67	Presley, Fred (NT)	Snow Hill, N.C.	13-16
Pearson, Bruse (DB)	Goldboro, N.C.	93-94	Preston, Jarad (P)	Tuscon, Ariz.	01-02
Pearson, Perry (T)		57-58	Price, Eddie (HB)		35
Peed, Ronnie (C/LB)	Hurdle Mills, N.C.	69-71	Price, Jalen (DL)	Williamston, N.C.	16
Peele, Stanley (E)		46, 48-49	Price, Mike (WR)	New Bern, N.C.	10-11
Peeler, Richard (DT)	Shelby, N.C.	70-71	Prince, William Henry (T)	Exmore, Va.	65-67
Pegues, Jeff (DE)	Laurinburg, N.C.	80-83	Prominski, Pete (C)		48-50
Pegues, Lee (DL/DE)	Bennettsville, S.C.	10-13	Proctor, Ed (RB)	Charlotte, N.C.	60
Pender, Jason (FB)	Winston-Salem, N.C.	02-05	Puckett, Bil		33
Pendleton, Willard		46	Pulley, Joe (DB)	Virginia Beach, Va.	72
Pennington, Bobby		50	Pulley, Tom (E)	Durham, N.C.	68-70
Pennington, Raymond (E)		53-56	Pulliam, Larry (FB)	Eden, N.C.	70
Perkins		37	Purdie, Cody (DB)	New Bern, N.C.	14
Perkins, Howard (B)		34			
Perry, Raymond (C)	Albemarle, N.C.	63-64	Q Quenell, Kenneth (T)		37
Perry, Robert (HB)		53-56	Quick, Greg (OT)	Laurinburg, N.C.	84
Perry, Robert (HB)		58	Quick, N.W. (E)		49
Perry, Wade (G)	Rocky Mount, N.C.	87-88	Quick, Norman (OL)	Laurinburg, N.C.	81-84
Perry, Wayne (DB)	Morrisville, N.C.	78-79	Quinn, Colon (T)	Warsaw, N.C.	62-64
Perryman, Cliff (LB)	Richmond, Va.	08-11			
Peterkin, Garrett (WR)	Laurinburg, N.C.	01-02	R Ragland, Ronnie (OG)	Gladstone, Va.	75
Phelps, William (T)		57	Rainbow, Medrick (LB)	Conway, S.C.	84-87
Phillips, Kendrick (S)	Fayetteville, N.C.	95-98	Rainer, Brandon (DB)	Laurinburg, N.C.	00-03
Phillips, Kenny (SS)	Greenville, N.C.	82-83	Rainey, Harry (HB)		52-54
Phillips, Matt		39	Randolph, Harold (LB)	Greenville, N.C.	75-77
Phillips, Slade		46	Ratliff, Anthony (DS)	Swansea, Ga.	16
Phillips, Travis (DB)	Montpelier, Va.	15-16	Ravenell, Eddie (DB)	Tabor City, N.C.	00
Pickard, Cole (LB)	Walkertown, N.C.	15	Ray, Brian (LB)	Raleigh, N.C.	96
Pickett, Emerson (LB)	Beulaville, N.C.	75	Ray, Cedric (TE)	Fayetteville, N.C.	85
Pickett, Lorenza (LB)	Fayetteville, N.C.	02-05	Ray, Lance (WR)	Quincy, Fla.	12-13
Pickford, Ned (HB)	Washington, D.C.	61	Raynor, Wilson (DS)	Dunn, N.C.	05-08
Pierce, Gary (T)	New Castle, Del.	57-60	Reagan, William D., Jr. (T)	High Point, N.C.	65-66
Piland, Clayton (T)	Winton, N.C.	59-61	Reid, Donald (LB)	Farmville, N.C.	80-81, 83-84
Pingston, Greg (DB)	Merritt Island, Fla.	74-76	Reid, Ronald (LB)	Farmville, N.C.	80-81, 83-84
Pinkney, James (QB)	Delray Beach, Fla.	03-06	Reif, Paul (WB)	New Castle, Del.	63
Pinkney, Patrick (QB)	Fayetteville, N.C.	07-09	Renaud, Joel (OL)	Pompano Beach, Fla.	04
Pinkney, Reggie (DB)	Fort Bragg, N.C.	74-76	Render, Travis (DB)	Decatur, Ga.	91-93
Pittman, E.S.		46	Reutter, Joe (TE)	Dawington, Pa.	73-74
Pittman, Robert (C)		36-37	Reyes, Eric (LB)	Chletenham, Md.	97-98

Reynolds, Bob (E)	Ayden, N.C.	66	Rouse, Dan (QB)	Newport News, Va.	60-61
Reynolds, Darryl (DB)	New Bern, N.C.	07-09	Rouse, George (E)	Newport News, Va.	62
Reynolds, Corey (TE/DL)	Hoover, Ala.	09	Rowe, John (G)	Southern Pines, N.C.	69-70
Rhett, Michael (FB)	Hollywood, Fla.	88-91	Royster, Ralph (G)	Henderson, N.C.	61-63
Rhodes, Carl (G)		56	Ruck, Robert (G)		57
Rhodes, Fella (DB)	Chesapeake, Va.	66-68	Rudisill, Larry (HB)		61-64
Rhodes, Larry (E)		51-54	Ruffin, Giovanni (RB)	Virginia Beach, Va.	09-10
Ribbins, Pete (E)	Ontario, Canada	68	Ruffin, Justin (WR)	Garner, N.C.	09
Rice, George (G)		52-54	Rumbey, Charles		32
Rice Messiah (OL)	Orangeburg, S.C.	16	Rusinowski, Joe (OG)	Long Island, N.Y.	74
Rich, Buster		48	Russ, Daniel (DT)	Shallotte, N.C.	94
Richards, Scott (TE)	North Augusta, S.C.	93-96	Russell, Corey (OL)	Fairmont Heights, Md.	95-98
Richardson, Donnell (LB)	Nashville, N.C.	74	Russell, Skip (LB)	Swansboro, N.C.	73-74
Richardson, George (TE)	Chevy Chase, Md.	63-65	Ryan, Ben (P/PK)	Marshville, N.C.	10-11
Richardson, Pete (DT)	High Point, N.C.	73	Ryan, Bob (E)	Richmond, Va.	64
Richardson, Sean (TE)	Durham, N.C.	94-96			
Richardson, Terrell (DB)	Raleigh, N.C.	13-16	S Salmon, Ted (T)	Richmond, Va.	69-71
Ridenhour, Baxter (T)		33-34	Salmon, Vernon (HB)		57
Ridenhour, Lester (B)		34-36, 38	Salyer, Bob (WR)	Lookout Mtn., Tenn.	71
Riff, Melvin (FB)		58-59	Samuel, Kevin (S)	Fayetteville, N.C.	84
Rimpf, Brian (OL)	Raleigh, N.C.	00-03	Santa Cruz, Chris (LB)	Lillian, Ala.	83-84
Rios, Edwin (WR)	Greenbelt, Md.	01-03	Sasser, Wilbur (G)	Goldsboro, N.C.	68-70
Rivers, Brantley (K)	Kingston, Tenn.	96-99	Sandifer, Justin (OL)	Greenwood, Miss.	16
Rivers, Henry		33	Sanford, Bob (L)	Rockingham, N.C.	60
Rivers, Junior		32	Satterfield, Chris (DB)	Raleigh, N.C.	97-98
Rivers, Tom		33	Satterwhite, Charles (G)		52
Roach, Kevin (WR)	Williamston, N.C.	03-06	Saunders, Brian (LB)	New Bern, N.C.	86
Robbins, Tootie (T)	Merry Hill, N.C.	78-81	Saunders, Will (TE)	Franklin, Va.	79-80
Roberson, Curtis (T)		54	Savage, Baxter (G)		57
Roberson, Howard (T)		41	Sawyer, Mayhew		32
Roberts, David (T)	Jacksonville, N.C.	68	Scales, Rusty (DHB)	Little Falls, N.J.	69-71
Roberts, George		40	Scarfone, Rocco (DB)	Greensboro, N.C.	12, 14-15
Roberts, Hubert (E)		38	Schaffer, John (DE)	Jacksonville, N.C.	75
Robertson, John (OT)	Eden, N.C.	80-83	Schink, Don (RB)	Totowa, N.J.	72-74
Robertson, Kenneth (FB)	Leaksville, N.C.	63-64	Schmidt, Corey (OL)	Cary, N.C.	01-03
Robertson, Tre (OL)	Roxboro, N.C.	13-15	Schnurr, Paul (E)	Fayetteville, N.C.	65-67
Robinson, Charlie (DB)	Voorhees, N.J.	98-01	Schuerholz, Wilson (B)		40-41
Robinson, Desmond (QB)	Rock Hill, S.C.	02-04	Schultz, Jack (DB)	Greensboro, N.C.	09
Robinson, Harold (FB)	Washington, N.C.	70	Schulz, Jody (DE)	Chester, Md.	81-82
Robinson, Howard (T)		41	Schwarz, John Richard (T)	Asheboro, N.C.	65-67
Robinson, Jimmy (G)		54	Scott, Anthony (RB)	Virginia Beach, Va.	14-16
Robinson, Junior (DB)	High Point, N.C.	87-89	Scott, D.J. (OL)	Green Cove Springs, Fla.	07-10
Robinson, Mark (DT)	Longwood, Fla.	04-07	Scott, Paul (G)		41
Robinson, Reggie (LB)	Greensboro, N.C.	92	Scott, Tom (OT)	Rose Hill, N.C.	89-92
Robinson, Scotty (DE)	Salisbury, N.C.	06-09	Scott, Walter (DT)	Trenton, S.C.	91-95
Robinson, Wallace (T)		50	Scribner, Tommy (HB)		56
Roebuck, Frank (T)		37	Sealy, Troy (NG)	Fairmont, N.C.	91
Roebuck, Mac (HB)		59	Seargent, Corey (DB)	Rock Hill, S.C.	15-16
Rogers, Buck (T)	Freeman, Va.	66	Seekford, Kurt (TE)	Leesburg, Va.	91-92
Rogers, Charles (G)		57	Sellers, Chris (OG/DE)	Newport News, Va.	04-05
Rogers, David (FB)	Monroe, N.C.	58-60	Sellers, Mike (WR)	Covington, Ga.	95-96
Rogers, Gerry (LB)	Pottstown, Pa.	82-83	Semenza, Matt (LB)	Haslet, N.J.	94-96
Rogers, J.R. (RB)	Raleigh, N.C.	08-09	Sepaniak, Shep (LB-FB)	Brookside, N.J.	95-96
Rogers, Steven (WR)	Augusta, Ga.	05-07	Sermons, Jim (E)	Cove City, N.C.	69
Rogers, Walter (G)		38-40	Setzer, Brandon (DT)	Thomasville, N.C.	05-06
Rogerson, Chester (T)		53-56	Setzer, Michael (TE)	Lenoir, N.C.	98
Rogerson, "Crack"	Ayden, N.C.	33	Sexton, Amos		46
Rogerson, Russell (T)		40-41	Seymour, Mack (HB)	Elizabeth City, N.C.	59-60
Roper, Mike (K)	Hendersonville, N.C.	73-74	Shallcross, John (C)	Smithfield, N.C.	74
Rose, Chrishon (DL)	Washington, D.C.	11-14	Shankweiler, Kort (TE/QB/FB)	Greenville, N.C.	03-06
Rose, Randy (G)	Rocky Mount, N.C.	66	Shannon, Larry (WR)	Starke, Fla.	94-97
Rose, Shaun (OL)	Wilson, N.C.	99-00	Shea, Mike (WR)	Virginia Beach, Va.	72-74
Ross, Jay (DT)	Wilmington, N.C.	06-09	Sheehan, Michael (OG)	Closter, N.Y.	98
Ross, Kasey (DB)	Alachua, Fla.	03-06	Shell, Jason (SN)	China Grove, N.C.	94-97
Rothrock, Wes (DB)	Enfield, N.C.	68-70	Shelton, Bill (B)		36-39

Tatarski, Lou		46	Turner, George (QB)		57-59
Tate, Robert (DB)	Wilmington, N.C.	91-93	Turner, Jeff (CB)	Darien, Conn.	84-85
Taylor, Alex (WR)	Greensboro, N.C.	07-09	Turner, Randy (DE)	Augusta, Ga.	79
Taylor, Andre (DB)	New Castle, Del.	94	Twitty, Amos (LB)	Heath Springs, S.C.	81-82
Taylor, Daryl (DT)	Fayetteville, N.C.	91, 93	Tyler, Tim (T)	Alexander, Va.	68-70
Taylor, Dean (DT)	Wallace, N.C.	90	Tynes, Ernest (DB)	Miami, Fla.	89-90
Taylor, Derek (NG)	Atlanta, Ga.	90-93	Tyson, Charlie (RB)	Miami, Fla.	87-90
Taylor, Gene (T)		53	Tyson, Don (G)	Fayetteville, N.C.	67-68
Taylor, Ken (LB)	Hampton, Va.	85	Tyson, James (CB)	Greenville, N.C.	02-03
Taylor, Luke (C)		51-52	Tyson, Oscar (G)	Richmond, Va.	79-82
Taylor, Tavares (DB)	Fayetteville, N.C.	95-98			
Teachey, Karrol (G)		57	U Umphlett, Mike (SE)	Ahoskie, N.C.	75
Teague, Austin (DB)	Lexington, N.C.	16	Uzzell, Travis (LB)	Pikeville, N.C.	91
Teague, Marshall (B)		41			
Temple, Doug (G)	Elizabeth City, N.C.	69	V Valentine, Zack (DE)	Edenton, N.C.	75-78
Terrell, T.J. (WR)	San Antonio, Texas	10	Van Buren, Cedric (RB)	Charleston, S.C.	89-92
Terry, Damonte (RB)	Laurinburg, N.C.	10	Vance, Keith (DE)	Greensboro, N.C.	72
Terry, Eric (LB)	Rockingham, N.C.	03	Vann, Norwood (TE)	Warsaw, N.C.	80-83
Tesh, John (T)	Mount Airy, N.C.	68	Vanney, Bill (BB)	South Boston, Va.	62
Testo, Joseph (BB)	Winston-Salem, N.C.	65-67	VanSant, Henry (C)	Hampton, Va.	58-60
Tew, Gary (DT)	Clinton, N.C.	72	Vaughn, Charles (E)		57-58
Thacker, Mac (FB)	Henderson, N.C.	59-60	Veal, Jermarcus (LB)	Warner Robins, Ga.	02-05
Tharrington, Irving (E)		36	Venable, Justin (DB)	Climax, N.C.	09-12
Thomas, Ben (TE)	Reston, Va.	99-02	Ventors, Rockfellow (T)		36-38, 40
Thomas, Bobby (T)		51-53	Vincent, Ronald (T)	Greenville, N.C.	66-67
Thomas, Dave (SS)	Goldsboro, N.C.	83-84	Viverette, Sammy (T)	Enfield, N.C.	64-65
Thomas, David (E)		57-59	Voight, Bob (QB)	Chesapeake, Va.	72-73
Thomas, Greg (C)	Goldsboro, N.C.	83-86	von Barga, Kurtis (DB)	Midlothian, Va.	08
Thompson, Anthony (LB/DE)	Wilson, N.C.	87-89			
Thompson, Buddy (LB)	Chesapeake, Va.	72	W Waddell, Dan (B)		40-41
Thompson, Cedric (WR)	Kings Mountain, N.C.	13-15	Wade, Jim (TE)	Charlotte, N.C.	73
Thompson, Chip (DB)	Jackson, Miss.	12-13	Wadford, Odel		48
Thompson, Chuck (LB)	Thomaston, Ga.	74	Waggoner, Thomas (E)		55-56
Thompson, Matt (LB)	Mebane, N.C.	08-10	Wagner, Melvin (T)		38
Thompson, Ricky (LB)	Henderson, N.C.	74	Walden, Jimmy (TB)	Greensboro, N.C.	81-84
Thorell, Peter (HB)	Stafford-Wane, Pa.	61-62	Waldrip, Howard		33
Threlkeld, Tom (DB)	Naples, Fla.	70	Wallace, Bill (DB)	Haw River, N.C.	10-11
Thrift, Roger (QB)		49-50	Wallace, Devon (DB)	Burlington, N.C.	08
Tignor, Trent (H/P)	Hoschton, Ga.	10-13	Walker, Aaron (OL)	Columbia, S.C.	98-01
Tilghman, Terry (OT)	Mesquite, Texas	91-94	Walker, Fred (DB)	Aiken, S.C.	91-92
Tillman, Ray (LB)	Lithonia, Ga.	14-16	Walker, Jimbo (OT)	Atmore, Ala.	74-75
Tillman, Robert (RB)	Maxton, N.C.	03-05	Walker, Kevin (CB)	Greensboro, N.C.	82-85
Tingler, Vance (DT)	Wilson, N.C.	77-79	Walker, Les (DT)	New York, N.Y.	71-72
Tinnen, Ernest (QB)	Burlington, N.C.	95-98	Walker, Matt (DHB)	Rockingham, N.C.	69
Tkach, Joe (DE)	Jacksonville, N.C.	71-73	Wallace, Bill (FB)	Edenton, N.C.	69-71
Tolar, Dupree		33	Wallace, Tabari (DB)	New Bern, N.C.	94-97
Tolley, Jerry (WB)	Edenton, N.C.	62-64	Walls, Stacy (DB)	Sandersville, Ga.	05
Torain, Ricky (DB)	Rougemont, N.C.	87-88	Walsh, Brian (DS)	Greenville, N.C.	89
Torrence, Bill (HB)	Salisbury, N.C.	60	Wann, Gary (QB)	Orange, Calif.	71
Torrueella, Connor (PK)	Garner, N.C.	15	Ward, Andrew (WR)	Pemberton, N.J.	91
Townes, Marvin (RB)	Warrenton, N.C.	01-04	Ward, David (FB)	Raleigh, N.C.	08
Trevathan, Henry (QB)	Greenville, N.C.	78-79	Ward, Kevin (LB)	Kinston, N.C.	98-01
Tripp, Stuart (C)		41	Ward, Stuart (C)	Greenville, N.C.	83-85
Troth, Mike (FL)	Hampton, Va.	73	Warren		48
Troth, Paul (QB)	Davidson, N.C.	01-03	Warren, Jeffrey (LB)	Snow Hill, N.C.	77, 79-80
Trotman, Paul (G)		49	Warren, Joe (DB)	Fairson, N.C.	74
Troupe, Greg (C)	Alexandria, Va.	71-73	Warren, John (FB)		54
Truslow, Grover (T)	Lumberton, N.C.	69-71	Washington, Billy Ray (SE)	Jacksonville, N.C.	77-79
Tucker, Bill (C)	Albemarle, N.C.	67-68	Washington, Marc (DE)	Reidsville, N.C.	90-91
Tucker, George (G)		52-54	Washington, Robert (DE)	Glenville, Ga.	84-85
Tucker, W. Eric (HB)	Greenville, N.C.	32	Waters, Bubba (RB)	Bath, N.C.	84-87
Tucker, Waylan		39	Watley, Anthony (TE)	Jacksonville, Fla.	16
Tudor, Kyle (LB)	Augusta, Ga.	10-13	Watkins, Ed (OL)	Midlothian, Va.	96
Turner, Alex (DL)	Houston, Texas	16	Watts, Randy (DT)	Sandersville, Ga.	84
Turner, Frank (T)		52			

Wayne, Jeff (E)	Charlotte, N.C.	66-67	Williamson, John (LB)	Laurinburg, N.C.	84-87
Weathersbee, Paul (C)	Norwood, N.C.	67-69	Williamson, John (OLB)	Cerro Gordo, N.C.	99-02
Weathington, Wendie F. (G)	Mooreville, N.C.	61	Williamson, Wilbur (WR)	Newport News, Va.	72-75
Weaver, Bobby (QB)	Darnestown, Md.	97-99	Willis, Glenn (LB)	Beaufort, N.C.	86-88
Weaver, Mike (QB)	Williamston, N.C.	74-76	Willis, Reyn (WR)	Raleigh, N.C.	08-09
Webb, Boyd (QB)		51-54	Wilmer, Danny (E/LB)	Buena Vista, Va.	67-69
Webster, Danny (WR)	Havelock, N.C.	11-12	Wilson, Bill (P)	Sallisaw, Okla.	93
Webster, Harry (WB)	Murfreesboro, N.C.	64	Wilson, Buck (C)		48, 50
West, Lorenzo (DL)	Atlanta, Ga.	93-96	Wilson, C.J. (DE)	Belhaven, N.C.	06-09
Wetherington, M.G.		46-47	Wilson, Damon (RB)	Jacksonville, Fla.	91-94
Weymann, Jonathon (QB)	Charlotte, N.C.	13	Wilson, Fred (LB)	Cross, S.C.	06-07
Wheeler, Bob		46	Wilson, Jamie (RB)	Greenville, N.C.	97-00
Wheeler, George (T)	Huntersville, N.C.	67-69	Wilson, Lewis (QB)	Foley, Ala.	85
Wheeler, James (FB)	Wilson, N.C.	64	Wilson, Nick (OT)	Marietta, Ga.	90-92
Wheelis, Dan		46	Wilson, Walter (WR)	Baltimore, Md.	86-89
Whimper, Guy (OT/DL/LB)	Havelock, N.C.	02-05	Winesette, Frank		46
Whitaker, Orlando (QB)	Battleboro, N.C.	91	Wingenbach, Thomas (OL)	Winchester, Va.	05-06
White, Cam (LB)	Apex, N.C.	14-16	Winslow, Cecil (E)		49-50
White, Doug (OL)	Norristown, Pa.	00-03	Winters, Gene (C)	Dunn, N.C.	76-78
White, Johnathon (DE)	High Point, N.C.	12-15	Withrow, Bob (E)	Dayton, Ohio	66-68
White, Marcus (WR)	Richmond, Va.	00-02	Wolter, Tim (P-DB)	Wendell, N.C.	85-86, 89
Whitehead, Donald (CB)	Battleboro, N.C.	01-04	Womack, Joe (WR)	Jacksonville, N.C.	08-11
Whitehead, Stacy (OL)	New Bern, N.C.	95-96	Wood, George		46
Whiting, Al (WR)	Dalzell, S.C.	88-90	Wood, Hunter (OL)	Shalimar, Fla.	02-05
Whitley, George (WB)	Huntersville, N.C.	68-70	Woodard, William		32
Whitley, Norman (RB)	Hamlet, N.C.	08-10	Woodard, Woodrow		32
Wickizer, Kent (T)		55-56	Woody, Floyd (B)		41
Wiggins, Jarrett (LB)	Camden, S.C.	05-06	Woody, Jim (K)	Clinton, N.C.	72-74
Wiggins, Kevin (C)	Pink Hill, N.C.	93-95	Woolard, Hilton (E)		57
Wiggins, Reese (WR)	Durham, N.C.	11-14	Woolley, Pete (C-LB)	River Vale, N.J.	69-71
Wigfall, Nate (DT)	Jacksonville, N.C.	78-80	Wornick, Brad (QB)	Charlotte, N.C.	10
Wightman, Billy (TB)	Graham, N.C.	67-69	Wortham, Tony (DT)	Atlanta, Ga.	90-91
Wike, Johnny (G)	Mt. Holly, N.C.	58-59	Worthy, Cam (WR)	Blair, S.C.	13-14
Wiley, Roy (FB)	Burlington, N.C.	78-81	Worthington, Tom		32
Wilfore, Vic (WR)	Greenville, N.C.	72-74	Woullard, Gabe (LB)	Valencia, Calif.	12-13
Wilkerson (E)		36	Wrenn, Gerald (K)	Danville, Va.	68-70
Wilkerson, George (DE)	Wilson, N.C.	72-74	Wright, Dan		32
Wilkerson, Whitley (C)	Wilson, N.C.	79-82	Wright, Darius (LB)	Irmo, S.C.	15
Wilkins, Jerry (FB)	Dunn, N.C.	60	Wright, Richard (DB)	Fayetteville, N.C.	90-91
Williams, Abb		48-49	Wright, Sakeen (TE)	Glassboro, N.J.	02-03
Williams, Abner (HB)		46	Wright, Steve (G)	Rocky Mount, N.C.	64
Williams, Alan (DE)	Williamston, N.C.	71	Wrruck, Ernie (LB)	Brookhaven, N.Y.	73
Williams, Allen (WR)	Rock Hill, N.C.	93-94	Wunch, Bob (WB)	Raleigh, N.C.	69
Williams, B.		48	Wyatt, Curtis (DE)	Compton, Calif.	82-84
Williams, Bernard (DT)	Winston-Salem, N.C.	98-01	Wyatt, John		46
Williams, Brandon (LB)	Rock Hill, S.C.	11-14	Wynn, Vernard (CB)	Moore, N.C.	84-85
Williams, Brian (SN)	Garner, N.C.	93-96	Wynne, J.C.		32
Williams, Bryce (TE)	Winston-Salem, N.C.	13-15			
Williams, Chipper (T)	Raleigh, N.C.	69	Y Yarborough, Illard (HB)		48, 51-52
Williams, Clifford (NG)	Fayetteville, N.C.	78-80	Yartin, Michael (SN)	Monessen, Pa.	02-03, 05
Williams, Dempsey (G)	Fayetteville, N.C.	58-60	Yates, Seth (TE)	Martinez, Ga.	00-02
Williams, Guy (SN)	New Bern, N.C.	01	Yellock, Marc (CB)	Roxboro, N.C.	97-00
Williams, Henry (FL)	Tunica, Miss.	83-84	Yelverton, Antwane (LB)	Snow Hill, N.C.	99-02
Williams, Jimmy (WR)	Washington, N.C.	14-16	Young, Bob (B)		40-41
Williams, Joe (G)		37-40	Young, Dennis (TB)	Winston-Salem, N.C.	66-67
Williams, John (E)	Rocky Mount, N.C.	67	Young, Jack (T)		40-41
Williams, John (DT)	Norfolk, Va.	73	Young, John		46
Williams, John (QB/P)	Easley, S.C.	82	Young, Pinky (E)		54-55
Williams, Jonathan (RB)	Greenville, N.C.	07-10			
Williams, Jordan (LB)	Fayetteville, N.C.	14-16	Z Zadnik, Chuck (DT)	Monongahela, Pa.	70-71
Williams, Larry (OL)	Wilmington, N.C.	14	Zehring, Ralph (QB)		56-59
Williams, Ron (WR)	Rock Hill, S.C.	91, 93	Zophy, Peter (WR)	Burke, Va.	91-92
Williams, Terrell (NG)	Los Angeles, Calif.	95-96	Zuras, Nick (B)		41-42
Williams, Terry (DL)	Loganville, Ga.	11-14			
Williams, Travis (DB)	Daytona Beach, Fla.	04-07			

2017 returners in bold

Records



KEY JONES

NCAA FBS CAREER RECEPTION RECORD

Rushing

Individual Rushing Records

Carries

GAME 42..... Scott Harley vs. NC State, Nov. 30, 1996

SEASON 340..... Carlester Crumpler, 1972

CAREER 732..... Junior Smith, 1991-94

Rushing Yards

GAME 351..... Scott Harley vs. NC State, Nov. 30, 1996

SEASON 1,745..... Scott Harley, 1996

CAREER 3,745..... Junior Smith, 1991-94

Rushing Yards Per Game

SEASON 158.6..... Scott Harley, 1996 (1,745 yards in 11 games)

CAREER 90.3... Carlester Crumpler, 1971-73 (2,889 yards in 32 games)

Rushing Yards Per Carry

GAME 21.0..... James Speight vs. Newport News Apprentice, Nov. 16, 1959 (5 for 105)

SEASON 8.3..... Glenn Bass, 1960 (100 for 833)

CAREER 6.5..... James Speight, 1955-59 (350 for 2,276)

100-Yard Rushing Games

SEASON 9..... Carlester Crumpler, 1972

CAREER 16..... Junior Smith, 1991-94

CONSECUTIVE 6..... Carlester Crumpler, Oct. 28, 1972 – Sept. 8, 1973
Leonard Henry, Sept. 8, 2001 – Oct. 20, 2001

Rushing Touchdowns

GAME 6..... Scott Harley vs. Ohio, Nov. 16, 1996

SEASON 17..... Carlester Crumpler, 1972
Chris Johnson, 2007

CAREER 37..... Carlester Crumpler, 1971-73

Most Rushing Yards - Game

No.	Yds.	Att.	TD	Name	Opponent	Date
1.	351	42	2	Scott Harley	NC State	Nov. 30, 1996
2.	301	20	4	Chris Johnson	Memphis	Nov. 3, 2007
3.	291	41	1	Scott Harley	South Carolina	Sept. 21, 1996
4.	282	31	3	Junior Smith	Tulsa	Nov. 6, 1993
5.	245	37	3	Billy Wightman	Davidson	Nov. 8, 1969
6.	234	18	2	Leonard Henry	Cincinnati	Nov. 10, 2001
7.	232	31	2	Junior Smith	Arkansas State	Nov. 14, 1992
8.	223	28	1	Chris Johnson	Boise State	Dec. 23, 2007
9.	218	19	2	Leonard Henry	Tulane	Sept. 8, 2001
10.	212	20	1	Reggie McKinney	Cincinnati	Oct. 10, 1987
11.	211	18	2	Breon Allen	North Carolina	Sept. 20, 2014
12.	209	26	1	Jerris McPhail	Memphis	Nov. 18, 1995
13.	205	28	6	Scott Harley	Ohio	Nov. 16, 1996
14.	198	25	2	Vintavious Cooper	Ohio	Dec. 23, 2013
15.	195	29	3	Leonard Henry	Marshall	Dec. 19, 2001
16.	192	28	2	Junior Smith	South Carolina	Oct. 8, 1994
17.	188	30	1	Art Brown	South Florida	Oct. 19, 2002
18.	186	35	0	Vintavious Cooper	North Carolina	Sept. 28, 2013
19.	185	27	2	Art Brown	Tulane	Sept. 14, 2002
20.	184	39	3	Marvin Townes	Army	Oct. 18, 2003
	184	34	3	Carlester Crumpler	Appalachian St.	Nov. 17, 1973
22.	183	20	1	Jamie Wilson	West Virginia	Sept. 4, 1999
	183	18	1	Dave Alexander	Howard	Sept. 26, 1964
24.	180	23	1	Earnest Byner	William & Mary	Nov. 13, 1982
25.	178	20	1	Jerris McPhail	Central Michigan	Sept. 16, 1995
	178	14	3	Leander Green	Richmond	Nov. 10, 1979
27.	177	14	1	Leonard Henry	Syracuse	Sept. 29, 2001
	177	21	2	Eddie Hicks	Southern Illinois	Oct. 9, 1976
29.	176	29	2	Butch Colson	Furman	Nov. 4, 1967
	176	27	1	Dave Alexander	Lenoir-Rhyne	Nov. 6, 1965
31.	175	38	1	Scott Harley	Temple	Oct. 21, 1995
32.	172	26	2	Vintavious Cooper	UAB	Oct. 20, 2012
	172	31	0	Dominique Lindsay	Tulsa	Nov. 15, 2009
34.	170	17	0	Les Strayhorn	Toledo	Sept. 12, 1970
	170	41	0	Butch Colson	Southern Miss	Nov. 22, 1969
	170	31	2	Dave Alexander	Maine	Dec. 11, 1965
37.	169	21	2	James Summers	Virginia Tech	Sept. 26, 2015
	169	24	1	Reggie Bullock	UAB	Sept. 24, 2011
	169	34	0	Junior Smith	Kentucky	Nov. 13, 1993
	169	38	1	Carlester Crumpler	Dayton	Nov. 18, 1972
41.	168	16	2	Billy Wightman	Furman	Nov. 1, 1969
42.	167	26	3	Leonard Henry	Houston	Nov. 11, 2000
43.	166	26	1	Billy Wallace	Davidson	Nov. 28, 1970
44.	165	28	2	Marvin Townes	Tulane	Nov. 22, 2003
	165	24	1	Scott Harley	East Tenn. State	Sept. 7, 1996
	165	23	2	Junior Smith	Temple	Sept. 17, 1994
	165	20	0	Tony Baker	Temple	Nov. 20, 1982
48.	164	28	1	Junior Smith	Syracuse	Sept. 9, 1993
	164	20	1	Tony Baker	SW Texas State	Sept. 14, 1985
	164	8	1	Eddie Hicks	Virginia	Nov. 8, 1975

Most Rushing Yards - Season

No.	Player	Year	Att.	Net Yds.	Avg.
1.	Scott Harley	1996	307	1,745	5.7
2.	Leonard Henry	2001	184	1,432	7.8
3.	Chris Johnson	2007	236	1,423	6.0
4.	Junior Smith	1993	278	1,352	4.9
5.	Carlester Crumpler	1972	340	1,309	3.9

No.	Player	Year	Att.	Net Yds.	Avg.
6.	Junior Smith	1994	226	1,204	5.3
7.	Vintavious Cooper	2013	230	1,193	5.2
8.	Dominique Lindsay	2009	239	1,180	4.9
9.	Butch Colson	1967	252	1,135	4.5
10.	Anthony Collins	1979	154	1,130	7.3

Most Rushing Yards - Career

No.	Player	Years	Att.	Net Yds.	Avg.
1.	Junior Smith	1991-94	732	3,745	5.12
2.	Leonard Henry	1998-01	519	3,089	5.95
3.	Chris Johnson	2004-07	624	2,982	4.78
4.	Carlester Crumpler	1971-73	658	2,889	4.39
5.	Tony Baker	1982-85	563	2,825	5.02
6.	Theodore Sutton	1977-80	507	2,730	5.38
7.	Butch Colson	1967-69	638	2,512	3.94
8.	Scott Harley	1995-97	488	2,465	5.05
9.	Vintavious Cooper	2012-13	430	2,242	5.21
10.	Anthony Collins	1977-80	367	2,207	6.01

Longest Rushing Plays

No.	Yds.	Name	Opponent	Date
1.	95	Eddie Hicks	William & Mary	Nov. 12, 1977
2.	93	Dave Alexander	Howard	Sept. 26, 1964
3.	92	Leonard Henry	Tulane	Sept. 8, 2001
4.	88	Ken Strayhorn	Davidson	Oct. 6, 1973
5.	87	Leander Green	Richmond	Nov. 8, 1979
	87	Eddie Hicks	Virginia	Nov. 8, 1975
7.	86	Chris Johnson	Wake Forest	Sept. 11, 2004
8.	84	Breon Allen	North Carolina	Sept. 20, 2014
9.	82	Leander Green	North Carolina	Sept. 3, 1977
	82	Tom Michel	Northeastern	Dec. 14, 1963



Vintavious Cooper ranks ninth all-time in rushing with 2,242 yards.

ECU's All-Time Leading Rushers



Junior Smith

Fayetteville, N.C. • 1991-94

- Three-time All-America honorable mention selection
- Two-time All-South selection
- 16 games with 100 or more rushing yards
- Top 10 candidate for Doak Walker Award
- 1994 Liberty Bowl Scholar-Athlete Award

Career Stats

Year	Rush	Yds.	TD	Lg.	Rec.	Yds.	TD	Lg.
1991	42	152	0	23	1	-6	0	-
1992	186	1,037	9	55	10	38	0	11
1993	278	1,352	9	65	12	101	0	26
1994	226	1,204	9	54	35	306	1	37
Total	732	3,745	27	65	58	439	1	37



Leonard Henry

Clinton, N.C. • 1998-2001

- Third-team All-America selection
- 2002 Hula Bowl participant
- Doak Walker Award semifinalist
- Two-time All-Conference USA selection
- Nation's sixth-leading rusher in 2001

Career Stats

Year	Rush	Yds.	TD	Lg.	Rec.	Yds.	TD	Lg.
1998	125	634	4	55	2	18	0	13
1999	77	312	1	25	8	64	0	21
2000	133	711	8	77	18	137	1	35
2001	184	1,432	16	92	26	210	2	37
Total	519	3,089	29	92	54	429	3	37



Chris Johnson

Orlando, Fla. • 2004-07

- Set or tied 18 school single-game, season and career records
- First-team All-America selection (*Pro Football Weekly*)
- Led nation in all-purpose yards as a senior
- Nine games with 100 or more rushing yards
- First round draft pick by Tennessee Titans (No. 24 overall)

Career Stats

Year	Rush	Yds.	TD	Lg.	Rec.	Yds.	TD	Lg.
2004	134	561	5	86	32	236	2	29
2005	176	684	6	39	35	356	2	81
2006	78	314	4	43	21	176	0	17
2007	236	1,423	17	70	37	528	6	78
Total	624	2,982	32	86	125	1,296	10	81

Passing

Individual Passing Records

Attempts

GAME	66Shane Carden vs. Florida, Jan. 3, 2015
SEASON	617Shane Carden, 2014
CAREER	1,579Shane Carden, 2011-14

Completions

GAME	46Shane Carden vs. ODU, Aug. 31, 2013
SEASON	393Dominique Davis, 2010
CAREER	1,052Shane Carden, 2011-14

Highest Completion Percentage

GAME	88.9Dominique Davis vs. Navy, Oct. 22, 2011 (40-of-45)
SEASON	70.5Shane Carden, 2013 (387-of-549)

Interceptions

GAME	5Bill Bailey vs. Louisville, Nov. 25, 1966 John Casazza vs. Richmond, Oct. 24, 1970 Michael Anderson vs. Southern Miss, Oct. 29, 1992
SEASON	23Michael Anderson, 1992
CAREER	39David Garrard, 1998-01

Passing Yards

GAME	480Shane Carden vs. Tulane, Oct. 12, 2013
SEASON	4,736Shane Carden, 2014
CAREER	11,991Shane Carden, 2011-14

Passing Yards Per Game

SEASON	364.3Shane Carden, 2014
CAREER	299.8Shane Carden, 2011-14

Touchdown Passes

GAME	5 on nine occasions, last by Philip Nelson vs. WCU, Sept. 3, 2016
SEASON	37Dominique Davis, 2010
CAREER	86Shane Carden, 2011-14

Longest Pass Play

GAME	91Jeff Blake to Luke Fisher vs. Florida State, Sept. 8, 1990
-------------	---

Pass Efficiency Rating

SEASON	150.01Shane Carden, 2013 (min. 100 att.)
---------------	---

Most Passing Yards - Game

No.	Yds.	Att.-Cmp.	Name	Opponent	Date
1.	480	55-41	Shane Carden	Tulane	Oct. 12, 2013
2.	465	50-35	Blake Kemp	UCF	Nov. 19, 2016
3.	447	54-46	Shane Carden	Old Dominion	Aug. 31, 2013
4.	445	64-38	Shane Carden	Connecticut	Oct. 23, 2014
5.	439	47-38	Shane Carden	Marshall	Nov. 23, 2012
6.	438	48-30	Shane Carden	North Carolina	Sept. 20, 2014
7.	427	66-34	Shane Carden	Florida	Jan. 3, 2015
	427	47-23	Shane Carden	Virginia Tech	Sept. 13, 2014
9.	425	61-35	Shane Carden	Cincinnati	Nov. 13, 2015
10.	417	58-41	Dominique Davis	North Carolina	Oct. 1, 2011
11.	414	44-33	David Garrard	Memphis	Nov. 21, 1998
12.	413	65-43	Dominique Davis	Navy	Nov. 6, 2010
13.	410	41-31	Shane Carden	SMU	Oct. 4, 2014
14.	406	41-31	Patrick Pinkney	North Carolina	Sept. 8, 2007
15.	400	58-44	Philip Nelson	South Carolina	Sept. 17, 2016
16.	398	32-28	Philip Nelson	Western Carolina	Sept. 3, 2016
17.	397	48-36	Shane Carden	UCF	Dec. 4, 2014
18.	392	59-31	Marcus Crandell	Syracuse	Sept. 9, 1995
19.	391	40-31	James Pinkney	SMU	Oct. 21, 2006
20.	386	35-23	Shane Carden	UAB	Oct. 20, 2012

Most Passing Yards - Season

No.	Player	Years	Att.	Cmp.	TD	Yds.
1.	Shane Carden	2014	617	392	30	4,736
2.	Shane Carden	2013	549	387	33	4,139
3.	Dominique Davis	2010	609	393	37	3,967
4.	Dominique Davis	2011	494	334	25	3,225
5.	Shane Carden	2012	413	273	23	3,116
6.	Jeff Blake	1991	368	203	28	3,073
7.	Patrick Pinkney	2009	440	259	15	2,947
8.	James Pinkney	2006	397	232	12	2,783
9.	James Pinkney	2005	366	222	14	2,773
10.	Marcus Crandell	1995	447	235	18	2,751

Most Passing Yards - Career

No.	Player	Years	Att.	Cmp.	TD	Yds.
1.	Shane Carden	2011-14	1,579	1,052	86	11,991
2.	David Garrard	1998-01	1,169	666	60	9,029
3.	James Pinkney	2003-06	1,189	687	46	8,173
4.	Marcus Crandell	1993-96	1,133	620	58	7,198
5.	Dominique Davis	2010-11	1,103	727	62	7,192
6.	Patrick Pinkney	2005-09	1,003	603	39	6,980
7.	Jeff Blake	1988-91	667	360	43	5,133
8.	Travis Hunter	1986-89	587	280	32	3,928
9.	Dan Gonzalez	1994-97	610	346	23	3,868
10.	Carl Summerell	1971-73	427	198	26	2,859

Most Completions - Season

No.	Player	Year	Cmp.	Att.	TD	Yds.
1.	Dominique Davis	2010	393	609	37	3,967
2.	Shane Carden	2014	392	617	30	4,736
3.	Shane Carden	2013	387	549	33	4,139
4.	Dominique Davis	2011	334	494	25	3,225
5.	Shane Carden	2012	273	413	23	3,116
6.	Blake Kemp	2015	260	375	16	2,658
7.	Patrick Pinkney	2009	259	440	15	2,947
8.	Dan Gonzalez	1997	253	431	16	2,510
9.	Philip Nelson	2016	237	349	16	2,621
10.	Marcus Crandell	1995	235	447	18	2,751

Most Completions - Career

No.	Player	Years	Cmp.	Att.	TD	Yds.
1.	Shane Carden	2012-14	1,052	1,579	86	11,991
2.	Dominique Davis	2010-11	727	1,103	62	7,192
3.	James Pinkney	2003-06	687	1,189	46	8,173
4.	David Garrard	1998-01	666	1,169	60	9,029
5.	Marcus Crandell	1993-96	620	1,133	58	7,198
6.	Patrick Pinkney	2005-09	603	1,003	39	6,980
7.	Jeff Blake	1988-91	360	667	43	5,133
8.	Dan Gonzalez	1994-97	346	610	23	3,868
9.	Travis Hunter	1986-89	280	587	32	3,928
10.	Blake Kemp	2015	260	375	16	2,658

Longest Pass Plays

No.	Yds.	From/To	Opponent	Date
1.	91	Jeff Blake/ Luke Fisher	Florida State	Sept. 8, 1990
2.	87	Mike Weaver/ Terry Gallaher	Appalachian State	Sept. 13, 1975
3.	85	Marcus Crandell/ Mitchell Galloway	Tulsa	Nov. 11, 1995
4.	84	Dominique Davis/ Reese Wiggins	UCF	Nov. 19, 2011
	84	Charlie Libretto/ Reggie McKinney	Southern Miss	Sept. 24, 1988
6.	83	Carl Summerell/ Tim Dameron	VMI	Sept. 9, 1972
7.	81	James Pinkney/ Phillip Henry	SMU	Oct. 15, 2005
	81	Bill Cline/ Larry Rudisill	Northeastern	Dec. 14, 1963
9.	80	Patrick Pinkney/ Darryl Freeneey	Kentucky	Jan. 2, 2009
	80	Dwayne Harris/ Jamar Bryant	UTEP	Oct. 13, 2007
	80	James Pinkney/ Chris Johnson	Rice	Oct. 8, 2005
	80	Jeff Blake/ Dion Johnson	Illinois	Aug. 31, 1991

ECU's All-Time Leading Passers



Shane Carden

Houston, Texas • 2011-14

- 2015 Reese's Senior Bowl participant
- Conference USA MVP (2013) and American Athletic Conference Player-of-the-Year (2014)
- Set 18 single-game, single-season and career records
- 2014 Davey O'Brien and Earl Campbell Tyler Rose Award semifinalist
- 2013 *SI.com* All-America (honorable mention)

Career Stats

Year	Att.	Cmp.	Pct.	Yds.	TD	Int.	Rush	Yds.	TD
2011	0	0	00.0	0	0	0	0	0	0
2012	413	273	66.1	3,116	23	10	85	74	8
2013	549	387	70.5	4,139	33	10	90	103	10
2014	617	392	63.5	4,736	30	10	96	76	6
Total	1,579	1,052	66.6	11,991	86	30	271	253	24



David Garrard

Durham, N.C. • 1998-2001

- 2002 Senior Bowl participant
- Three-time All-Conference USA selection
- Broke 28 school passing and total offense records
- 2001 Unitas Golden Arm Award candidate

Career Stats

Year	Att.	Cmp.	Pct.	Yds.	TD	Int.	Rush	Yds.	TD
1998	255	157	61.6	2,091	14	7	127	164	2
1999	312	181	58.0	2,359	14	12	138	493	8
2000	312	164	52.6	2,332	19	11	135	358	5
2001	290	164	56.6	2,247	13	9	116	194	6
Total	1,169	666	57.0	9,029	60	39	516	1,209	21



Marcus Crandell

Robersonville, N.C. • 1993-96

- 1995 first-team national All-Independent selection
- Ranked in nation's top 10 in total offense in 1994 and 1995
- 1996 Unitas Golden Arm Award candidate
- 1996 East-West Shrine Game participant

Career Stats

Year	Att.	Cmp.	Pct.	Yds.	TD	Int.	Rush	Yds.	TD
1993	40	19	47.5	253	3	1	7	37	0
1994	401	230	57.4	2,687	21	15	71	96	1
1995	447	235	52.6	2,751	18	12	94	201	6
1996	245	136	55.5	1,507	16	10	43	109	0
Total	1,133	620	54.7	7,198	58	38	215	443	7

Receiving

Individual Receiving Records

Receptions

GAME	22Zay Jones vs. South Carolina, Sept. 17, 2016
SEASON	158Zay Jones, 2016
by TE	58Bryce Williams, 2015
by RB	52Jonathan Williams, 2010
by WR	158Zay Jones, 2016
CAREER	399Zay Jones, 2013-16
by TE	102Luke Fisher, 1988-91
by RB	125Chris Johnson, 2004-07
by WR	399Zay Jones, 2013-16

Receiving Yards

GAME	230Justin Hardy vs. Tulane, Oct. 12, 2013
SEASON	1,746Zay Jones, 2016
by TE	695Davon Drew, 2008
by RB	528Chris Johnson, 2007
by WR	1,746Zay Jones, 2016
CAREER	4,541Justin Hardy, 2011-14
by TE	1,462Luke Fisher, 1988-91
by RB	1,296Chris Johnson, 2004-2007
by WR	4,541Justin Hardy, 2011-14

Average Per Reception

GAME	*72.7Terry Gallaher vs. Appalachian State, Sept. 13, 1975 (3 for 218) <i>*active NCAA record</i>
SEASON	33.3Terry Gallaher, 1975 <i>(min. 10 rec.)</i> (13 for 433)
CAREER	26.7Billy Ray Washington, 1977-79 (41 for 1,462)
by TE	14.3Luke Fisher, 1988-91 (102 for 1,462)
by RB	12.0Tom Grant, 1965-67 (51 for 613)
by WR	26.7Billy Ray Washington, 1977-79 (41 for 1,096)

Touchdown Receptions

GAME	4Walter Wilson vs. Pittsburgh, Nov. 18, 1989
SEASON	14Lance Lewis, 2010
by TE	6Luke Fisher, 1990
by RB	6Jerris McPhail, 1993 Chris Johnson, 2007
by WR	14Lance Lewis, 2010
CAREER	35Justin Hardy, 2011-14
by TE	13Bryce Williams, 2013-15
by RB	10Chris Johnson, 2004-07
by WR	35Justin Hardy, 2011-14

Most Reception Yards - Game

No.	Yds.	Rec.	Name	Opponent	Date
1.	230	17	Justin Hardy	Tulane	Oct. 12, 2013
2.	218	3	Terry Gallaher	Appalachian State	Sept. 13, 1975
3.	212	12	Zay Jones	Navy	Nov. 19, 2016
4.	206	13	Zay Jones	Tulsa	Nov. 5, 2016
5.	191	16	Justin Hardy	Old Dominion	Aug. 31, 2013
6.	190	22	Zay Jones	South Carolina	Sept. 17, 2016
7.	188	15	Justin Hardy	Cincinnati	Nov. 13, 2014
8.	186	14	Justin Hardy	Connecticut	Oct. 23, 2014
9.	185	19	Zay Jones	Connecticut	Oct. 29, 2016
10.	181	14	Zay Jones	UCF	Nov. 19, 2015
11.	180	10	Zay Jones	Western Carolina	Sept. 3, 2016
12.	177	7	Troy Smith	Army	Oct. 3, 1998
13.	173	12	Zay Jones	SMU	Nov. 12, 2016
14.	172	7	Walter Wilson	Pittsburgh	Nov. 18, 1989
15.	171	16	Justin Hardy	Marshall	Nov. 23, 2012
16.	169	14	Dick Corrada	Southern Illinois	Oct. 17, 1970
17.	168	7	Troy Smith	Wake Forest	Sept. 13, 1997
18.	166	10	Lance Lewis	North Carolina	Oct. 1, 2011
19.	164	6	Troy Smith	UAB	Oct. 10, 1998
20.	163	10	Aundrae Allison	Duke	Sept. 3, 2005
21.	161	5	Damarcus Fox	Cincinnati	Sept. 25, 2004
22.	160	11	Justin Hardy	Florida	Jan. 3, 2015
23.	158	8	Aundrae Allison	Wake Forest	Sept. 17, 2005
	158	10	Troy Smith	Houston	Nov. 8, 1997
25.	157	5	Dion Johnson	Illinois	Aug. 31, 1991
26.	155	10	Clayton Driver	Cincinnati	Oct. 17, 1992
27.	154	8	Lance Lewis	SMU	Nov. 26, 2010
	154	11	Hunter Gallimore	Southern Miss	Nov. 9, 1991
29.	152	8	Darryl Freeney	Tulsa	Nov. 15, 2009
	152	5	Tim Dameron	Furman	Oct. 30, 1971



Zay Jones set the FBS record for career receptions against Navy on Nov. 19, 2016.

Most Reception Yards - Season

No.	Player	Year	Yds.	Rec.	Avg.	TD
1.	Zay Jones	2016	1,746	158	11.1	8
2.	Justin Hardy	2014	1,494	121	12.3	10
3.	Justin Hardy	2013	1,284	114	11.3	8
4.	Dwayne Harris	2010	1,123	101	11.1	10
5.	Lance Lewis	2010	1,116	89	12.5	14
6.	Justin Hardy	2012	1,105	88	12.6	11
7.	Zay Jones	2015	1,099	98	11.2	5
8.	Aundrae Allison	2005	1,024	83	12.3	7
9.	Cam Worthy	2014	1,016	55	18.5	4
10.	Dwayne Harris	2009	978	83	11.8	7

Most Reception Yards - Career

No.	Player	Years	Yds.	Rec.	Avg.	TD
1.	Justin Hardy	2011-14	4,541	387	11.7	35
2.	Zay Jones	2013-16	4,279	399	10.7	23
3.	Dwayne Harris	2007-10	3,001	268	11.2	20
4.	Troy Smith	1995-98	1,982	129	15.4	11
5.	Mitchell Galloway	1993-96	1,754	131	13.4	9
6.	Aundrae Allison	2005-06	1,732	145	11.9	11
7.	Lance Lewis	2010-11	1,716	149	11.5	22
8.	Larry Shannon	1994-97	1,714	101	17.0	21
9.	Terrance Copper	2000-03	1,683	139	12.1	3
10.	Walter Wilson	1986-89	1,670	91	18.4	16

Most Receptions - Season

No.	Player	Year	Rec.	Yds.	Avg.	TD
1.	Zay Jones	2016	158	1,746	11.1	8
2.	Justin Hardy	2014	121	1,494	12.3	10
3.	Justin Hardy	2013	114	1,284	11.3	8
4.	Dwayne Harris	2010	101	1,123	11.1	10
5.	Zay Jones	2015	98	1,099	11.2	5
6.	Lance Lewis	2010	89	1,116	12.5	14
7.	Justin Hardy	2012	88	1,105	12.6	11
8.	Terrance Copper	2003	87	897	10.3	2
9.	Dwayne Harris	2009	83	978	11.8	7
	Aundrae Allison	2005	83	1,024	12.3	7

Most Receptions - Career

No.	Player	Years	Rec.	Yds.	Avg.	TD
1.	Zay Jones	2013-16	399	4,279	10.7	23
2.	Justin Hardy	2011-14	387	4,541	11.7	35
3.	Dwayne Harris	2007-10	268	3,001	11.2	20
4.	Jason Nichols	1994-97	152	1,557	10.2	9
5.	Lance Lewis	2010-11	149	1,716	11.5	22
6.	Aundrae Allison	2005-06	145	1,732	11.9	11
7.	Terrance Copper	2000-03	139	1,683	12.1	3
8.	Mitchell Galloway	1993-96	131	1,754	13.4	9
9.	Troy Smith	1995-98	129	1,982	15.4	11
10.	Andrew Bodenheimer	2009-12	128	1,312	10.3	5

ECU's All-Time Leading Receivers



Zay Jones

Austin, Texas • 2013-16

- 2017 Reese's Senior Bowl participant
- Named to 14 All-America teams, including six first team selections
- NCAA (FBS) all-time receptions leader (399)
- Set NCAA (FBS) single-season receptions mark (158 in 2016)
- ECU's second-ever 4,000-yard receiver
- Finalist for Biletnikoff Award, William V. Campbell Trophy and Senior CLASS Award
- CoSIDA Academic All-America (second-team)
- Second-round draft pick by the Buffalo Bills

Career Stats

Year	Rec.	Yds.	Avg.	TD	Lg.
2013	62	604	9.7	5	59
2014	81	830	10.2	5	41
2015	98	1,099	11.2	5	36
2016	158	1,746	11.1	8	77
Total	399	4,279	10.7	23	77



Justin Hardy

Vanceboro, N.C. • 2011-14

- 2015 Reese's Senior Bowl participant
- 2015 Associated Press All-America (third-team)
- 2015 Bursworth Trophy Winner
- Four-time all-conference selection (2011-14)
- Second on NCAA (FBS) all-time receptions list (387)
- ECU's first-ever 4,000-yard receiver
- Owns ECU career record for reception yardage
- Third on NCAA (FBS) receiving yards list (4,541)
- Fourth-round draft pick by the Atlanta Falcons

Career Stats

Year	Rec.	Yds.	Avg.	TD	Lg.
2011	64	658	10.3	6	58
2012	88	1,105	12.6	11	76
2013	114	1,284	11.3	8	44
2014	121	1,494	12.3	10	66
Total	387	4,541	11.7	35	76



Dwayne Harris

Stone Mountain, Ga. • 2007-10

- 2011 Senior Bowl participant
- 2010 Conference USA MVP
- 2009 Conference USA Special Teams Player-of-the-Year
- Two-time First-Team All-Conference USA performer
- ECU's first-ever 3,000-yard receiver
- Sixth nationally in receptions/game in 2010
- First ECU player to be a part of five consecutive bowl appearances and two C-USA titles
- Sixth-round draft pick by the Dallas Cowboys

Career Stats

Year	Rec.	Yds.	Avg.	TD	Lg.
2007	26	246	9.5	2	22
2008	58	654	11.3	1	52
2009	83	978	11.8	7	59
2010	101	1,123	11.1	10	76
Total	268	3,001	11.2	20	76

Scoring

Individual Scoring Records

Points Scored

GAME 36 Scott Harley vs. Ohio, Nov. 16, 1996 (6 TDs)

Kicking 19 Kevin Miller vs. Marshall Dec. 19, 2001 (4 FGs, 7 PAT)

SEASON 144 Chris Johnson, 2007 (24 TDs)

Kicking 106 Warren Harvey, 2013 (15 FGs, 61 PAT)

CAREER 300 Warren Harvey, 2012-14 (44 FGs, 168 PAT)

Touchdowns

GAME 6 Scott Harley vs. Ohio, Nov. 16, 1996

SEASON 24 Chris Johnson, 2007

CAREER 44 Chris Johnson, 2004-07

Field Goals Made

GAME 4 Nine times, last by Warren Harvey vs. Tulane, Oct. 12, 2013

SEASON 21 Ben Hartman, 2008

CAREER 57 Ben Hartman, 2006-09

Consecutive Games

(FG MADE) 12 Kevin Miller, 2001-02

Field Goals Attempted

GAME 7 Warren Harvey vs. Tulane, Oct. 12, 2013

SEASON 31 Ben Hartman, 2008

CAREER 88 Ben Hartman, 2006-09

Field Goal Accuracy

GAME 100.0 Five times, last by Ben Hartman vs. UTEP, Nov. 28, 2008 (4-4)

SEASON 89.5 Robert Lee, 2005 (17-19) (min. 15 att.)

CAREER 80.0 Michael Barbour, 2010-11 (min. 30 att.) (28-35)

Longest Field Goal

YARDS 58 Jeff Heath vs. Texas-Arlington, Nov. 6, 1982

*Michael Barbour vs. Marshall, Nov. 26, 2011

*After NCAA rules eliminated use of tee

PAT Kicks Made

GAME 10 Warren Harvey vs. North Carolina, Sept. 20, 2014

SEASON 61 Warren Harvey, 2013

CAREER 168 Warren Harvey, 2012-14

CONSECUTIVE 86 Warren Harvey, 2012-13

Two-Point Conversions Made

GAME 2 Four times, last by Sean Richardson vs. South Carolina, Oct. 8, 1994

SEASON 4 Bill Cline, 1962

CAREER 8 Bill Cline, 1962-64

Longest Field Goals

No.	Yds.	Name	Opponent	Date
1.	58	Michael Barbour	Marshall	Nov. 26, 2011
	58	Jeff Heath	Texas-Arlington	Nov. 6, 1982
3.	57	Michael Barbour	Marshall	Nov. 26, 2011
4.	54	Warren Harvey	Southern Miss	Sept. 15, 2012
	54	Michael Barbour	Houston	Oct. 8, 2011
6.	53	Jeff Heath	Texas-Arlington	Nov. 6, 1982
7.	52	Michael Barbour	UAB	Nov. 11, 2010
	52	Ben Hartman	UTEP	Oct. 13, 2007
	52	Kevin Miller	Army	Oct. 2, 1999
	52	Chad Holcomb	Miami (Fla.)	Oct. 19, 1996
	52	Jeff Heath	Florida State	Sept. 1, 1984

Most Points Scored - Season

No.	Name	Year	TD	PAT	FG	Pts.
1.	Chris Johnson	2007	24	0	0	144
2.	Leonard Henry	2001	18	0	0	108
3.	Warren Harvey	2013	0	61	15	106
4.	Michael Barbour	2010	0	56	16	104
	Art Brown	2002	17	1	0	104
6.	Carlester Crumpler	1972	17	0	0	102
7.	Warren Harvey	2014	0	57	14	99
8.	Dave Alexander	1965	16	0	0	96
	Dave Alexander	1964	16	0	0	96
10.	Warren Harvey	2012	0	50	15	95

Most Points Scored - Career

No.	Player	Years	TD	PAT	FG	Pts.
1.	Warren Harvey	2012-14	0	168	44	300
2.	Ben Hartman	2006-09	0	117	57	288
3.	Kevin Miller	1999-02	0	131	52	287
4.	Chris Johnson	2004-07	44	0	0	264
5.	Jeff Heath	1982-85	0	92	53	251
6.	Carlester Crumpler	1971-73	37	0	0	222
7.	Chad Holcomb	1993-96	0	103	37	214
8.	Dave Alexander	1963-65	34	0	0	204
9.	Leonard Henry	1998-01	32	0	0	192
10.	Michael Barbour	2010-11	0	95	38	179



Warren Harvey owns eight ECU kicking records and became the school's all-time leading scorer in 2014.

Total Offense

Most Total Yards - Game

No.	Yds.	Plays	Name	Opponent	Date
1.	477	73	Shane Carden	Connecticut	Oct. 23, 2014
2.	468	53	Blake Kemp	UCF	Nov. 19, 2015
3.	457	48	Shane Carden	SMU	Oct. 4, 2014
4.	455	64	Shane Carden	Tulane	Oct. 12, 2013
5.	453	74	Marcus Crandell	Syracuse	Sept. 9, 1995
6.	443	59	Shane Carden	Old Dominion	Aug. 31, 2013
	443	58	Shane Carden	Marshall	Nov. 23, 2012
8.	440	59	Shane Carden	Virginia Tech	Sept. 13, 2014
9.	438	63	David Garrard	Memphis	Nov. 21, 1998
10.	433	69	Dominique Davis	Navy	Nov. 6, 2010
11.	428	51	Patrick Pinkney	North Carolina	Sept. 8, 2007
12.	424	53	Shane Carden	North Carolina	Sept. 20, 2014
13.	422	50	James Pinkney	SMU	Oct. 21, 2006
14.	421	43	Shane Carden	UAB	Oct. 20, 2012
15.	418	63	Dominique Davis	North Carolina	Oct. 1, 2011

Most Total Yards - Season

No.	Player	Year	Plays	Rush	Pass	Yds.
1.	Shane Carden	2014	713	76	4,736	4,812
2.	Shane Carden	2013	639	103	4,139	4,242
3.	Dominique Davis	2010	688	141	3,967	4,108
4.	Dominique Davis	2011	587	172	3,225	3,397
5.	Shane Carden	2012	498	74	3,116	3,190
6.	Jeff Blake	1991	445	109	3,073	3,182
7.	Patrick Pinkney	2009	488	81	2,947	3,028
8.	James Pinkney	2006	502	216	2,783	2,999
9.	James Pinkney	2005	461	193	2,773	2,966
10.	Marcus Crandell	1995	541	201	2,751	2,952

Most Total Yards - Career

No.	Player	Years	Plays	Rush	Pass	Yds.
1.	Shane Carden	2011-14	1,850	253	11,991	12,244
2.	David Garrard	1998-01	1,685	1,209	9,029	10,238
3.	James Pinkney	2003-06	1,478	390	8,173	8,563
4.	Marcus Crandell	1993-96	1,348	443	7,198	7,641
5.	Dominique Davis	2010-11	1,275	313	7,192	7,505
6.	Patrick Pinkney	2005-09	1,220	437	6,980	7,417
7.	Jeff Blake	1988-91	879	485	5,133	5,618
8.	Travis Hunter	1986-89	951	1,268	3,928	5,196
9.	Bill Cline	1962-64	619	1,458	2,425	3,883
10.	Dan Gonzalez	1994-97	715	-108	3,868	3,760

Individual Total Offense Records

Plays

GAME	75Shane Carden vs. Florida, Jan. 3, 2015
SEASON	713Shane Carden, 2014
CAREER	1,850Shane Carden, 2011-14

Yardage

GAME	477Shane Carden vs. Connecticut, Oct. 23, 2014 (445 pass, 32 rush)
SEASON	4,812Shane Carden, 2014 (4,736 pass, 76 rush)
CAREER	12,244Shane Carden, 2011-14

Yards Per Play

GAME	14.9Jimmy Southerland vs. Richmond, Oct. 15, 1977
SEASON	7.34Anthony Collins, 1979 (min. 100 att.) (154 for 1,130)
CAREER	6.62Shane Carden, 2011-14 (1,850 for 12,244)

Yards Per Game

SEASON	370.2Shane Carden, 2014
CAREER	306.1Shane Carden, 2011-14

All-Purpose Yards

GAME	408 ..Chris Johnson vs. Memphis, Nov. 3, 2007 Chris Johnson vs. Boise State, Dec. 23, 2007
SEASON	2,960Chris Johnson, 2007
CAREER	6,993Chris Johnson 2004-07



Behind his offensive line, Shane Carden passed for a school-record 4,736 yards with 30 touchdowns in 2014.

Returns

Individual Return Records

Punt Returns

GAME 10 Tim Dameron vs. Furman, Oct. 28, 1972

SEASON 36 Gerald Hall, 1978

CAREER 80 Gerald Hall, 1975-78

Punt Return Yards

GAME 168 Keith Stokes vs. Houston, Nov. 11, 2000

SEASON 478 Gerald Hall, 1978

CAREER 967 Gerald Hall, 1975-78

Average Per Punt Return

GAME 47.0 Terrance Copper vs. Army, Oct. 5, 2002 (2 for 94)

SEASON 17.7 Travis Williams, 2004 (min. 10 att.) (20 for 354)

CAREER 15.5 Keith Stokes, 1999-2000 (min. 15 att.) (53 for 820)

Punt Returns For Touchdowns

GAME 1 Many times

SEASON 2 Henry Williams, 1983

CAREER 3 Gerald Hall, 1975-78

Longest Punt Return

97 YARDS Derrek Batson vs. West Virginia, Nov. 7, 1992

Kickoff Returns

GAME 8 Zay Jones vs. Cincinnati, Nov. 13, 2014

SEASON 41 Dwayne Harris, 2010

CAREER 115 Chris Johnson, 2004-07

Kickoff Return Yards

GAME 207 Anthony Collins vs. Florida State, Sept. 20, 1980

SEASON 1,009 Chris Johnson, 2007

CAREER 2,715 Chris Johnson, 2004-07

Average Per Kickoff Return

GAME 48.5 Chris Johnson vs UCF, Oct. 6, 2007 (4 for 194)

SEASON 31.9 Jerry Tolley, 1962 (min. 10 att.) (14 for 447)

CAREER 32.1 Jerry Tolley, 1962-64 (min. 15 att.) (19 for 609)

Kickoff Returns For Touchdowns

GAME 1 Many times, last by Lance Ray vs. Appalachian State, Sept. 1, 2012

SEASON 3 Dwayne Harris, 2009

CAREER 3 Dwayne Harris, 2007-09

Longest Kickoff Return

100 YARDS Anthony Collins vs. Florida St., Sept. 20, 1980

100 YARDS Glenn Bass vs. Richmond, Nov. 19, 1960

Longest Punt Returns

No.	Yds.	Name	Opponent	Date
1.	97	Derrek Batson	West Virginia	Nov. 7, 1992
2.	94	Keith Stokes	Cincinnati	Nov. 13, 1999
3.	85	Morris Letcher	Memphis	Nov. 21, 1992
4.	80	Gerald Hall	Richmond	Oct. 15, 1977
5.	77	Jimmy Walden	SW Louisiana	Oct. 17, 1981
	77	Bobby Ellis	Lenoir-Rhyne	Nov. 6, 1965
7.	76	Terrance Copper	Army	Oct. 5, 2002
8.	74	Gerald Hall	VMI	Oct. 7, 1978
	74	Stu Garrett	Southern Illinois	Oct. 25, 1969
10.	70	Gerald Hall	Southern Miss	Sept. 11, 1976

Highest Punt Return Average - Season

No.	Player	Year	Yds.	No.	Avg.
1.	Travis Williams	2004	354	20	17.7
2.	Tommy Bullock	1968	148	9	16.4
3.	Lance Lewis	2011	140	9	15.6
4.	Keith Stokes	1999	404	26	15.5
5.	Keith Stokes	2000	416	27	15.4
6.	Bobby Ellis	1965	189	14	13.5
7.	Gerald Hall	1978	478	36	13.3
8.	Travis Simmons	2009	201	16	12.6
9.	Troy Smith	1998	135	11	12.3
10.	Stu Garrett	1969	97	8	12.1

Highest Punt Return Average - Career

No.	Player	Years	Yds.	No.	Avg.
1.	Keith Stokes	1999-00	820	53	15.5
2.	Travis Williams	2004-07	517	39	13.3
3.	Bobby Ellis	1964-66	348	27	12.9
4.	Gerald Hall	1975-78	967	80	12.1
5.	Travis Simmons	2007-10	353	31	11.4
6.	Tommy Bullock	1967-69	321	29	11.1
7.	Marcellus Harris	1997-00	404	38	10.6
8.	Dwayne Harris	2007-10	479	51	9.4
	Henry Williams	1983-84	386	41	9.4
	Tim Dameron	1970-72	179	19	9.4

Longest Kickoff Returns

No.	Yds.	Name	Opponent	Date
1.	100	Tony Collins	Florida State	Sept. 20, 1980
	100	Glenn Bass	Richmond	Nov. 19, 1960
3.	99	Dwayne Harris	UAB	Nov. 21, 2009
	99	Henry Williams	Florida State	Sept. 3, 1983
5.	98	Junior Robinson	Tennessee Tech	Sept. 3, 1988
6.	97	Mitchell Galloway	Tulsa	Oct. 22, 1994
7.	96	Chris Johnson	Southern Miss	Oct. 28, 2006
	96	Chris Johnson	UCF	Oct. 6, 2007
9.	94	Damarcus Fox	Memphis	Nov. 1, 2003
10.	93	Marvin Townes	Army	Oct. 13, 2001
	93	Henry Williams	Murray State	Sept. 17, 1983
	93	Jimmy Walden	East Tenn. State	Nov. 7, 1981

Highest Kickoff Return Average - Season

No.	Player	Year	Yds.	No.	Avg.
1.	Jerry Tolley	1962	447	14	31.9
2.	Henry Williams	1983	591	19	31.1
3.	Chris Johnson	2007	1,009	36	28.0
4.	Jonathan Williams	2010	359	13	27.6
5.	Dwayne Harris	2009	1,000	37	27.0
6.	Anthony Collins	1980	990	37	26.8
7.	Dion Johnson	1990	879	34	25.9
8.	Lance Ray	2013	553	22	25.1
	Junior Robinson	1989	955	38	25.1
10.	Marvin Townes	2001	775	31	25.0

Highest Kickoff Return Average - Career

No.	Player	Years	Yds.	No.	Avg.
1.	Jerry Tolley	1962-64	609	19	32.1
2.	Bill Cline	1962-64	518	18	28.8
3.	Henry Williams	1983-84	1,104	43	25.7
4.	Anthony Collins	1977-80	1,939	79	24.5
5.	Lance Ray	2012-13	843	35	24.1
6.	Dion Johnson	1990-91	1,392	58	24.0
7.	Junior Robinson	1987-89	1,609	68	23.7
8.	Jonathan Williams	2007-10	896	38	23.6
	Chris Johnson	2004-07	2,715	115	23.6
10.	Reggie McKinney	1985-88	1,709	73	23.4

Punting

Longest Punts

No.	Yds.	Name	Opponent	Date
1.	88	Claude King	Appalachian State	Oct. 18, 1954
2.	78	Andrew Bayes	Houston	Oct. 30, 1999
3.	76	Rodney Allen	Wake Forest	Sept. 22, 1979
4.	74	Jarad Preston	Houston	Nov. 9, 2002
	74	Andrew Bayes	Tulane	Oct. 23, 1999
	74	Tom Daub	Richmond	Nov. 6, 1976
7.	73	Worth Gregory	USF	Nov. 7, 2015
	73	Matt Dodge	Memphis	Oct. 27, 2009
	73	Matt Dodge	Tulsa	Dec. 6, 2008
10.	72	Ryan Dougherty	Virginia	Oct. 7, 2006
	72	Andrew Bayes	South Carolina	Sept. 18, 1999

Highest Punting Average - Season

No.	Player	Year	No.	Yds.	Avg.
1.	Andrew Bayes	1999	47	2,259	48.1
2.	Matt Dodge	2009	67	3,069	45.8
3.	Claude King	1954	54	2,468	45.7
4.	Ryan Dougherty	2003	64	2,846	44.5
5.	Jarad Preston	2001	45	1,983	44.1
6.	Matt Dodge	2008	73	3,207	43.9
7.	Worth Gregory	2014	49	2,136	43.6
	Ryan Dougherty	2006	51	2,226	43.6
9.	Jarad Preston	2002	73	3,170	43.4
	Andrew Bayes	1997	65	2,818	43.4

Highest Punting Average - Career

No.	Player	Years	No.	Yds.	Avg.
1.	Jarad Preston	2001-02	118	5,153	43.7
2.	Matt Dodge	2007-09	220	9,583	43.6
3.	Andrew Bayes	1996-99	225	9,794	43.5
4.	Worth Gregory	2014-16	160	6,878	43.0
5.	Trent Tignor	2012-13	112	4,792	42.8
6.	Ryan Dougherty	2003-06	237	10,112	42.7
7.	John Jett	1988-91	216	8,640	40.0
	Gill Job	1974	50	2,001	40.0
9.	Matt Levine	1994-97	121	4,819	39.8
10.	Ben Ryan	2008-11	95	3,772	39.7

Matt Dodge set the single-season record for punt yardage with 3,307 during his sophomore season. He averaged 41.3 yards per punt with a long of 67 against UTEP (Oct. 13, 2007).

Individual Punting Records

Punts

GAME	13	Michael Jacobs vs. Memphis, Nov. 21, 1992
SEASON	84	Billy Wightman, 1968
CAREER	238	Rodney Allen, 1977-80

Average Per Punt

GAME	56.3	Ryan Dougherty vs. Memphis, Nov. 20, 2004 (3-169)
SEASON	48.1	Andrew Bayes, 1999 (47-2,259)
CAREER	43.7	Jarad Preston, 2001-02

Punting Yards


GAME	488	Michael Jacobs vs. Memphis, Nov. 21, 1992
SEASON	3,307	Matt Dodge, 2007
CAREER	10,112 ..	Ryan Dougherty, 2003-06

Inside 20

GAME	6	Worth Gregory vs. USF, Nov. 7, 2015
SEASON	32	Worth Gregory, 2015
CAREER	68	Matt Dodge, 2007-09

Longest Punt

GAME	88	Claude King vs. Appalachian State, Oct. 18, 1954
-------------	-----------------	--



Defense

Individual Defensive Records

Tackles

GAME	24 Chris Moore vs. Cincinnati, Sept. 1, 2003
	24 Pernell Griffin vs. Wake Forest, Sept. 1, 2001
SEASON	184 Jeffrey Warren, 1980
CAREER	493 Harold Randolph, 1974-77

Sacks

GAME	4 Montese Overton vs. SMU, Oct. 3, 2015
	4 Rod Coleman vs. Wake Forest, Sept. 13, 1997
SEASON	15 Rod Coleman, 1997
CAREER	39 Rod Coleman, 1995-98

Tackles For Loss

GAME	6 George Koonce vs. South Carolina, Oct. 13, 1990
	6 George Koonce vs. SW Louisiana, Sept. 22, 1990
SEASON	21 Chris Moore, 2004
CAREER	61 Chris Moore, 2002-05

Interceptions

GAME	3Shared by 10 players, last by Greg Grandison vs. UCF, Sept. 21, 1991
SEASON	*10 Jim Bolding, 1975
CAREER	22 Jim Bolding, 1973-76

Interception Return Yards

GAME	137 Reggie Pinkney vs. Richmond, Nov. 6, 1976
SEASON	197 Reggie Pinkney, 1976
CAREER	360 Clint Harris, 1980-83

Average per Interception Return

GAME	68.5 Reggie Pinkney (min. 2 int.) vs. Richmond, Nov. 6, 1976
SEASON	32.8 (min. 5 int.)..... Reggie Pinkney, 1976
CAREER	24.4 Kasey Ross, 2003-06

TDs on Interception Return

GAME	1Shared by 47 players, last by DaShawn Benton vs. UConn, Oct. 30, 2015
SEASON	2 Kasey Ross, 2006
CAREER	2 Emanuel Davis, 2008-11
	2 Kasey Ross, 2003-06
	2 Emmanuel McDaniel, 1992-95
	2 Greg Floyd, 1980-83

Longest Interception Return

100 YARDS Three times, last by Josh Hawkins vs. Tulsa, Oct. 17, 2015
------------------	--

Longest Fumble Recovery Return

97 YARDS Ernie Lewis vs. West Virginia, Nov. 7, 1992
-----------------	---

Pass Breakups

GAME	6 Forrest Foster vs. Duke, Sept. 11, 1999
SEASON	16 Forrest Foster, 1999
CAREER	48 Forrest Foster, 1996-99

* NCAA STATISTICAL LEADER

Longest Interception Returns


No.	Yds.	Name	Opponent	Date
1.	100	Josh Hawkins	Tulsa	Oct. 17, 2015
	100	DaShaun Amos	Tulsa	Nov. 9, 2013
	100	Kevin Monroe	Louisville	Nov. 14, 1998
4.	98	Dwight Henry	Louisville	Nov. 1, 1997
	98	Reggie Pinkney	Richmond	Nov. 6, 1976
6.	95	Hank Cooper	Cincinnati	Oct. 17, 1992
	95	Greg Grandison	Virginia Tech	Nov. 16, 1991
8.	93	Greg Floyd	Central Florida	Sept. 21, 1991
9.	90	Mac Thacker	Western Carolina	Oct. 15, 1960
10.	89	Van Eskridge	UAB	Nov. 21, 2009

Longest Fumble Returns

No.	Yds.	Name	Opponent	Date
1.	97	Ernie Lewis	West Virginia	Nov. 7, 1992
2.	82	Kelly Hardy	Southern Miss	Nov. 30, 2002
3.	81	Travis Heath	TCU	Nov. 23, 2002
	81	Travis Heath	Army	Oct. 13, 2001
5.	80	Kelly Hardy	West Virginia	Sept. 28, 2002
6.	51	Dominique Hatcher	Virginia Tech	Sept. 7, 2000
7.	50	Matt Milner	Rice	Nov. 20, 2010
	50	Van Eskridge	UTEP	Oct. 13, 2007
9.	49	Jay Ross	Tulsa	Nov. 15, 2009
10.	45	Chip Thompson	Appalachian State	Sept. 1, 2012
	45	Kwabena Green	Tulane	Oct. 23, 1999

Most Tackles - Career

No.	Player	Years	Tackles
1.	Harold Randolph	1974-77	493
2.	Robert Jones	1989-91	478
3.	Pernell Griffin	1998-01	460
4.	Chris Moore	2002-05	415
5.	Mark Libiano	1992-95	398
6.	Jeffrey Warren	1977-80	388
7.	Jeff Kerr	1996-99	372
8.	Mike Brewington	1976-79	371
9.	Van Eskridge	2006-09	363
10.	Zeek Bigger	2012-15	333



Jim Bolding owns the school record for interceptions in a season and career. The ECU Hall-of-Famer led the nation in pickoffs with 10 in 1975.

Annual Leaders

Rushing Leaders

Year	Player	G	Plays	Yds.
1963	Tom Michel	10	170	830
1964	Dave Alexander	9	138	869
1965	Dave Alexander	9	227	1,029
1966	Bill Bailly	10	91	378
1967	Butch Colson	10	252	1,135
1968	Butch Colson	10	180	680
1969	Billy Wightman	9	170	835
1970	Billy Wallace	11	210	902
1971	Billy Wallace	10	108	557
1972	Carlester Crumpler	11	340	1,309
1973	Carlester Crumpler	11	204	1,042
1974	Kenny Strayhorn	11	106	635
1975	Kenny Strayhorn	10	101	638
1976	Eddie Hicks	11	137	897
1977	Theodore Sutton	11	125	706
1978	Theodore Sutton	11	127	621
1979	Anthony Collins	11	154	1,130
1980	Theodore Sutton	11	135	586
1981	Carlton Nelson	11	107	489
1982	Tony Baker	10	126	827
1983	Earnest Byner	11	174	862
1984	Reggie Branch	10	116	521
1985	Tony Baker	11	197	951
1986	Anthony Simpson	11	178	753
1987	Anthony Simpson	11	153	670
1988	Tim James	11	163	787
1989	Travis Hunter	11	98	398
1990	David Daniels	11	100	553
1991	Cedric Van Buren	11	90	351
1992	Junior Smith	11	186	1,037
1993	Junior Smith	11	278	1,352
1994	Junior Smith	11	226	1,204
1995	Jerris McPhail	11	185	910
1996	Scott Harley	11	307	1,745
1997	Scott Harley	11	119	457
1998	Jamie Wilson	11	138	647
1999	Jamie Wilson	11	156	865
2000	Leonard Henry	11	133	711
2001	Leonard Henry	11	184	1,432
2002	Art Brown	10	214	1,029
2003	Marvin Townes	12	258	1,128
2004	Chris Johnson	11	134	561
2005	Chris Johnson	11	176	684
2006	Brandon Fractious	13	155	660
2007	Chris Johnson	13	236	1,423
2008	Norman Whitley	14	142	698
2009	Dominique Lindsay	12	239	1,180
2010	Jonathan Williams	13	154	847
2011	Torrance Hunt	12	109	489
2012	Vintavious Cooper	13	200	1,084
2013	Vintavious Cooper	13	230	1,193
2014	Breon Allen	12	134	869
2015	Chris Hairston	12	165	754
2016	James Summers	12	162	869

Passing Leaders

Year	Player	G	Att.-Cmp.	Yds.
1963	Bill Cline	10	80-44	693
1964	Bill Cline	9	111-63	944
1965	George Richardson	9	98-53	680

1966	Bill Bailey	10	151-62	774
1967	Neal Hughes	10	124-65	805
1968	Billy Wightman	10	63-29	306
1969	Butch Colson	9	33-19	256
1970	John Casazza	11	277-122	1,512
1971	John Casazza	10	182-72	1,004
1972	Carl Summerell	11	197-86	1,275
1973	Carl Summerell	11	154-82	1,222
1974	Mike Weaver	11	81-21	443
1975	Pete Conaty	8	59-24	463
1976	Mike Weaver	11	84-37	633
1977	Jimmy Southerland	11	84-47	779
1978	Leander Green	11	110-46	838
1979	Leander Green	11	141-73	1,082
1980	Greg Stewart	11	83-38	400
1981	Carlton Nelson	11	78-29	484
1982	Greg Stewart	9	114-58	941
1983	Kevin Ingram	11	164-90	1,191
1984	Darrell Speed	10	132-61	795
1985	Ron Jones	8	127-47	652
1986	Charlie Libretto	10	148-71	833
1987	Travis Hunter	11	155-76	1,107
1988	Travis Hunter	11	118-52	828
1989	Travis Hunter	11	223-110	1,478
1990	Jeff Blake	11	219-116	1,510
1991	Jeff Blake	11	368-203	3,073
1992	Michael Anderson	10	398-222	2,486
1993	Perez Mattison	8	183-78	924
1994	Marcus Crandell	11	401-230	2,687
1995	Marcus Crandell	11	447-235	2,751
1996	Marcus Crandell	8	245-136	1,507
1997	Dan Gonzalez	11	431-253	2,510
1998	David Garrard	11	255-157	2,091
1999	David Garrard	11	312-181	2,359
2000	David Garrard	11	312-164	2,332
2001	David Garrard	11	290-164	2,247
2002	Paul Troth	12	359-177	2,315
2003	Desmond Robinson	9	201-133	1,262
2004	James Pinkney	11	339-190	2,195
2005	James Pinkney	11	366-222	2,773
2006	James Pinkney	13	397-232	2,783
2007	Patrick Pinkney	13	200-121	1,358
2008	Patrick Pinkney	14	363-223	2,675
2009	Patrick Pinkney	14	440-259	2,947
2010	Dominique Davis	13	609-393	3,967
2011	Dominique Davis	12	494-334	3,225
2012	Shane Carden	13	413-273	3,116
2013	Shane Carden	13	549-387	4,139
2014	Shane Carden	13	617-392	4,736
2015	Blake Kemp	11	375-260	2,658
2016	Philip Nelson	10	349-237	2,621

Total Offense Leaders

Year	Player	G	Plays	Yds.
1963	Tom Michel	10	185	934
1964	Bill Cline	9	217	1,574
1965	Dave Alexander	9	303	1,587
1966	Billy Bailey	10	242	1,152
1967	Neal Hughes	10	283	1,484
1968	Billy Wightman	10	188	925
1969	Billy Wightman	9	228	1,003
	Butch Colson	9	239	1,003

1970	John Casazza	11	343	1,336
1971	John Casazza	10	235	1,060
1972	Carl Summerell	11	239	1,700
1973	Carl Summerell	11	234	1,507
1974	Mike Weaver	11	248	1,008
1975	Mike Weaver	9	112	714
1976	Mike Weaver	11	245	1,124
1977	Jimmy Southerland	11	211	1,190
1978	Leander Green	11	220	1,145
1979	Leander Green	11	288	1,714
1980	Theodore Sutton	11	135	586
1981	Carlton Nelson	11	185	973
1982	Greg Stewart	9	169	1,092
1983	Kevin Ingram	11	280	1,655
1984	Darrell Speed	10	209	1,009
1985	Tony Baker	11	197	951
1986	Anthony Simpson	11	178	753
1987	Travis Hunter	11	264	1,478
1988	Travis Hunter	11	213	1,161
1989	Travis Hunter	11	321	1,876
1990	Jeff Blake	11	337	1,924
1991	Jeff Blake	11	445	3,182
1992	Michael Anderson	10	441	2,407
1993	Junior Smith	11	278	1,352
1994	Marcus Crandell	11	472	2,783
1995	Marcus Crandell	11	541	2,952
1996	Scott Harley	11	307	1,745
1997	Dan Gonzalez	11	506	2,419
1998	David Garrard	11	382	2,255
1999	David Garrard	11	450	2,852
2000	David Garrard	11	447	2,690
2001	David Garrard	11	406	2,441
2002	Paul Troth	12	420	2,105
2003	Desmond Robinson	9	269	1,389
2004	James Pinkney	11	405	2,193
2005	James Pinkney	11	461	2,966
2006	James Pinkney	13	502	2,999
2007	Patrick Pinkney	13	279	1,664
2008	Patrick Pinkney	14	453	2,725
2009	Patrick Pinkney	14	488	3,028
2010	Dominique Davis	13	688	4,108
2011	Dominique Davis	12	587	3,397
2012	Shane Carden	13	498	3,190
2013	Shane Carden	13	639	4,242
2014	Shane Carden	13	713	4,812
2015	Blake Kemp	11	414	2,650
2016	Philip Nelson	10	411	2,678

Receiving Leaders

Year	Player	G	Rec.	Yds.
1963	Dave Bumgarner	10	23	328
1964	Dave Bumgarner	9	37	408
1965	Ruffin Odom	9	28	367
1966	Nelson Gravatt	10	20	184
1967	Jimmy Adkins	10	19	328
1968	Jimmy Adkins	10	22	331
1969	Dick Corrada	9	19	211
1970	Dick Corrada	11	46	512
1971	Tim Dameron	10	25	487
1972	Tim Dameron	11	30	648
1973	Stan Eure	11	27	495
1974	Vic Wilfore	11	8	110
1975	Terry Gallahe	11	13	433
1976	Terry Gallahe	10	14	269
1977	Terry Gallahe	11	27	512

1978	Terry Gallahe	11	18	227
1979	Vern Davenport	11	26	343
1980	Vern Davenport	11	14	186
1981	Norwood Vann	11	20	288
1982	Carlton Nelson	11	28	526
1983	Stefon Adams	11	20	277
1984	Ricky Nichols	11	28	513
1985	Tony Smith	11	14	234
1986	Jarrod Moody	9	22	252
1987	Ron Jones	11	23	301
1988	Walter Wilson	11	19	355
1989	Walter Wilson	11	43	771
1990	Luke Fisher	11	35	534
1991	Hunter Gallimore	11	49	881
1992	Morris Letcher	11	47	557
1993	Jerris McPhail	10	34	410
1994	Jason Nichols	11	42	450
1995	Mitchell Galloway	11	46	619
1996	Mitchell Galloway	11	48	554
1997	Troy Smith	11	54	795
1998	Troy Smith	11	44	719
1999	LaMont Chappell	11	36	558
2000	Keith Stokes	10	29	442
2001	Derrick Collier	11	31	481
2002	Torey Morris	12	38	552
2003	Terrance Copper	12	87	897
2004	Bobby Good	8	33	427
2005	Aundrae Allison	11	83	1,024
2006	Aundrae Allison	11	62	708
2007	Jamar Bryant	13	48	704
2008	Dwayne Harris	10	58	654
2009	Dwayne Harris	14	83	978
2010	Dwayne Harris	13	101	1,123
2011	Justin Hardy	10	64	658
2012	Justin Hardy	13	88	1,105
2013	Justin Hardy	13	114	1,284
2014	Justin Hardy	13	121	1,494
2015	Zay Jones	12	98	1,099
2016	Zay Jones	12	158	1,746

All-Purpose Yards Leaders

Year	Player	G	Plays	Yds.
1963	Tom Michel	10	172	866
1964	Bill Cline	10	154	1,223
1965	Dave Alexander	9	227	1,029
1966	Bill Bailey	9	99	459
1967	Butch Colson	10	255	1,191
1968	Butch Colson	10	188	667
1969	Billy Wightman	9	187	927
1970	Billy Wallace	11	224	1,017
1971	Carlester Crumpler	11	133	868
1972	Carlester Crumpler	11	353	1,498
1973	Carlester Crumpler	11	206	1,045
1974	Kenny Strayhorn	11	120	1,061
1975	Willie Hawkins	11	131	1,090
1976	Willie Hawkins	11	167	1,036
1977	Willie Hawkins	10	102	919
1978	Anthony Collins	11	105	983
1979	Anthony Collins	11	186	1,695
1980	Anthony Collins	11	164	1,612
1981	Jimmy Walden	11	77	820
1982	Tony Baker	10	138	940
1983	Earnest Byner	11	190	1,060
1984	Reggie Branch	10	117	551
1985	Tony Baker	11	206	1,068

1986	Anthony Simpson	11	192	962
1987	Reggie McKinney	11	102	999
1988	Reggie McKinney	10	113	1,294
1989	Junior Robinson	11	60	1,224
1990	Dion Johnson	9	109	1,402
1991	Dion Johnson	11	127	1,673
1992	Morris Letcher	11	111	1,626
1993	Junior Smith	11	290	1,453
1994	Junior Smith	11	261	1,510
1995	Jerris McPhail	11	223	1,252
1996	Scott Harley	11	332	1,944
1997	Troy Smith	11	54	795
1998	LaMont Chappell	10	52	950
1999	Keith Stokes	11	88	1,389
2000	Keith Stokes	10	92	1,427
2001	Leonard Henry	11	210	1,642
2002	Art Brown	10	240	1,210
2003	Marvin Townes	12	288	1,389
2004	Chris Johnson	11	204	1,562
2005	Chris Johnson	11	232	1,499
2006	Chris Johnson	12	120	972
2007	Chris Johnson	13	309	2,960
2008	Dwayne Harris	10	96	1,176
2009	Dwayne Harris	14	152	2,134
2010	Dwayne Harris	13	161	2,288
2011	Lance Lewis	9	69	740
2012	Justin Hardy	13	108	1,280
2013	Vintavious Cooper	13	274	1,605
2014	Justin Hardy	13	145	1,596
2015	Zay Jones	12	100	1,116
2016	Zay Jones	12	162	1,770

Scoring Leaders

Year	Player	G	TD	Pts.
1963	Tom Michel	9	9	54
1964	Dave Alexander	9	16	96
1965	Dave Alexander	9	16	96
1966	Jim Flowe	10	8	48
1967	Butch Colson	10	15	92
1968	Butch Colson	10	8	48
1969	Billy Wightman	9	7	42
1970	Billy Wallace	11	9	54
1971	Carlester Crumpler	9	8	48
1972	Carlester Crumpler	11	17	102
1973	Carlester Crumpler	11	12	72
1974	Kenny Strayhorn	11	9	56
1975	Terry Gallaher	11	7	42
	Willie Hawkins	11	7	42
1976	Pete Conaty	11	2	86
1977	Junior Creech	11	0	48
	Jimmy Sutherland	11	8	48
1978	Bill Lamm	11	0	64
1979	Anthony Collins	11	14	84
1980	Anthony Collins	11	9	56
1981	Harold Blue	11	8	48
1982	Jeff Heath	11	0	75
1983	Jeff Heath	11	0	55
1984	Jeff Heath	11	0	62
1985	Jeff Heath	11	0	59
1986	Chuck Berleth	11	0	45
1987	Chuck Berleth	11	0	57
1988	Robb Imperato	11	0	54
1989	Walter Wilson	11	9	54
1990	Robb Imperato	11	0	56
1991	Anthony Brenner	11	0	82

1992	Junior Smith	11	9	54
1993	Junior Smith	11	10	62
1994	Junior Smith	11	10	62
1995	Chad Holcomb	11	0	57
1996	Scott Harley	11	14	84
1997	Marcellus Harris	11	5	30
	Jamie Wilson	11	5	30
1998	Jamie Wilson	11	6	40
1999	Kevin Miller	11	0	50
2000	Kevin Miller	11	0	72
2001	Leonard Henry	11	18	108
2002	Art Brown	10	17	104
2003	Marvin Townes	12	10	60
2004	Cameron Broadwell	11	0	61
2005	Robert Lee	11	0	81
2006	Robert Lee	10	0	64
2007	Chris Johnson	13	24	144
2008	Ben Hartman	11	0	87
2009	Ben Hartman	13	0	94
2010	Michael Barbour	13	0	104
2011	Michael Barbour	12	0	75
2012	Warren Harvey	13	0	95
2013	Warren Harvey	13	0	106
2014	Warren Harvey	13	0	99
2015	Davis Plowman	11	0	67
2016	Davis Plowman	11	0	80

Tackle Leaders

Year	Player	UT	AT	TT
1975	Harold Randolph	115	37	152
1976	Harold Randolph	108	47	155
1977	Harold Randolph	124	42	166
1978	Mike Brewington	112	37	149
1979	Mike Brewington	64	25	98
1980	Jeffrey Warren	80	104	184
1981	Mike Grant	81	51	132
1982	Jody Schulz	74	31	105
1983	Mike Grant	66	45	111
1984	Tyrone Johnson	54	38	92
1985	Robert Washington	81	49	130
1986	Vinson Smith	64	52	116
1987	Vinson Smith	62	56	118
1988	Anthony Thompson	37	43	80
1989	Robert Jones	70	47	117
1990	Robert Jones	112	55	167
1991	Robert Jones	104	47	151
1992	Tony Davis	82	40	122
1993	Mark Libiano	67	47	114
1994	Mark Libiano	66	69	135
1995	Mark Libiano	71	51	122
1996	Carlos Brown	79	69	148
1997	Jeff Kerr	78	89	167
1998	Jeff Kerr	72	43	115
1999	Pernell Griffin	58	63	121
2000	Pernell Griffin	48	39	87
2001	Pernell Griffin	72	81	153
2002	Kelly Hardy	72	38	110
2003	Chris Moore	100	48	148
2004	Chris Moore	63	36	99
2005	Chris Moore	66	30	96
2006	Jamar Flournoy	40	33	73
2007	Van Eskridge	55	49	104
2008	Nick Johnson	55	47	102
2009	Van Eskridge	45	57	102
2010	Dustin Lineback	53	66	119

2011	Jeremy Grove	45	77	122
2012	Jeremy Grove	43	40	83
2013	Derrell Johnson	29	51	80
	Damon Magazu	41	39	80
2014	Zeek Bigger	66	74	140
2015	Zeek Bigger	51	47	98
2016	Jordan Williams	35	42	77

Interception Leaders

Year	Player	G	No.	Yds.
1965	Bobby Ellis	9	5	67
	Todd Hicks	9	5	55
1966	Bobby Ellis	10	7	41
1967	Todd Hicks	10	5	76
1968	Stu Garrett	10	6	54
1969	Mike Boaz	9	3	54
	Mike Mills	9	3	42
1970	Stu Garrett	9	3	28
	Mike Mills	11	3	30
	George Whitley	11	3	15
1971	Jack Patterson	10	5	40
1972	Rusty Markland	11	5	40
1973	Jim Bolding	10	7	84
1974	Reggie Pinkney	11	3	11
1975	Jim Bolding	11	10	51
1976	Gerald Hall	10	6	153
	Reggie Pinkney	11	6	197
1977	Gerald Hall	11	4	30
1978	Charlie Carter	11	5	35
1979	Willie Holley	11	3	0
1980	Clint Harris	11	2	57
	Willie Holley	11	2	22
1981	Clint Harris	11	5	73
1982	Clint Harris	11	5	131
1983	Kevin Walker	11	5	26
1984	Kevin Walker	10	4	5
1985	Kevin Walker	11	9	155
1986	Flint McCallum	10	2	13
	Gary London	9	2	14
1987	Ellis Dillahunt	11	5	56
1988	Junior Robinson	11	5	116
1989	Junior Robinson	11	6	67
1990	Donald Porch	11	5	63
1991	Greg Grandison	11	5	124
1992	Greg Grandison	11	6	104
1993	Morris Foreman	8	2	14
	Reggie Robinson	11	2	38
	Emmanuel McDaniel	11	2	0
1994	Emmanuel McDaniel	11	5	59
1995	Emmanuel McDaniel	11	6	111
1996	Forrest Foster	11	3	27
1997	Kelvin Suggs	11	3	21
1998	Kevin Monroe	11	4	103
	Forrest Foster	11	4	50
1999	Anthony Adams	11	3	55
	Kevin Monroe	11	3	11
2000	John Williamson	11	2	28
2001	Christshawn Gilliam	11	2	30
2002	Chris Moore	9	2	57
	Kelly Hardy	12	2	31
2003	Erode Jean	11	2	53
	Richard Moton	12	2	26
2004	Zach Baker	11	5	34
2005	Kasey Ross	11	3	43
	Pierre Parker	11	3	12

	Zach Baker	11	3	37
2006	Kasey Ross	13	4	126
	Pierre Parker	13	4	5
2007	J.J. Millbrook	13	3	37
2008	Van Eskridge	14	4	89
	Emanuel Davis	13	4	58
2009	Van Eskridge	14	6	126
2010	Bradley Jacobs	13	4	54
2011	Damon Magazu	12	4	37
2012	Chip Thompson	13	3	28
2013	Damon Magazu	13	5	62
2014	Josh Hawkins	13	5	11
2015	DaShawn Benton	7	2	32
	Josh Hawkins	12	2	100
2016	Colby Gore	12	2	8

Punt Return Leaders

Year	Player	G	No.	Yds.
1963	Buddy Bovender	10	13	107
1964	Bill Cline	9	16	129
1965	Bobby Ellis	9	14	189
1966	Bobby Ellis	10	11	130
1967	Tommy Bullock	10	14	146
1968	Tommy Bullock	10	9	148
1969	Stu Garrett	9	8	97
1970	George Whitley	11	20	191
1971	Jack Patterson	10	26	220
1972	Tim Dameron	11	19	179
1973	Jim Bolding	11	30	164
1974	Jim Bolding	11	17	110
1975	Bobby Myrick	11	16	86
1976	Gerald Hall	10	26	302
1977	Gerald Hall	11	18	187
1978	Gerald Hall	11	36	478
1979	Willie Holley	11	11	74
1980	Chuck Bishop	11	13	66
1981	Jimmy Walden	11	10	115
1982	Chuck Bishop	11	21	139
1983	Henry Williams	11	22	230
1984	Henry Williams	10	19	156
1985	Tony Smith	11	17	144
1986	Tony Smith	11	26	180
1987	Tony Smith	11	9	42
1988	Darren Bynum	10	13	84
1989	Junior Robinson	11	19	201
1990	Dion Johnson	9	15	167
1991	Dion Johnson	11	26	162
1992	Morris Letcher	11	22	263
1993	Morris Letcher	9	11	58
1994	Morris Foreman	11	19	198
1995	Jason Nichols	11	22	178
1996	Jason Nichols	11	17	65
1997	Marcellus Harris	11	20	217
1998	Marcellus Harris	11	14	167
1999	Keith Stokes	11	26	404
2000	Keith Stokes	10	27	414
2001	Marvin Townes	11	14	100
2002	Terrance Copper	12	30	328
2003	Terrance Copper	12	27	124
2004	Travis Williams	10	20	354
2005	Travis Williams	11	14	104
2006	Travis Williams	12	5	59
2007	Dwayne Harris	13	31	250
2008	Travis Simmons	14	13	147
2009	Travis Simmons	14	16	201

2010	Dwayne Harris	13	19	222
2011	Lance Lewis	9	9	140
2012	Justin Hardy	13	20	175
2013	Justin Hardy	13	20	225
2014	Justin Hardy	13	23	95
2015	Quay Johnson	12	19	171
2016	Quay Johnson	12	9	17

Kickoff Return Leaders

Year	Player	G	No.	Yds.
1963	Jerry Tolley	10	4	146
1964	Bill Cline	9	8	246
1965	Neal Hughes	9	8	159
1966	Bobby Ellis	10	13	255
1967	Dwight Flanagan	10	15	322
1968	Tommy Bullock	10	12	256
1969	Tommy Bullock	9	11	211
1970	George Whitley	11	19	406
1971	Rusty Scales	10	18	325
1972	Carlester Crumpler	11	11	185
1973	Reggie Pinkney	11	20	467
1974	Kenny Strayhorn	11	12	269
1975	Kenny Strayhorn	10	13	276
1976	Willie Hawkins	11	9	142
1977	Willie Hawkins	10	22	525
1978	Anthony Collins	10	16	398
1979	Anthony Collins	11	21	473
1980	Anthony Collins	11	37	990
1981	Jimmy Walden	11	25	540
1982	Ricky Nichols	7	8	186
1983	Henry Williams	11	19	591
1984	Henry Williams	10	24	513
1985	Bobby Clair	11	17	423
1986	Walter Wilson	11	30	625
1987	Reggie McKinney	11	22	495
1988	Reggie McKinney	10	25	566
1989	Junior Robinson	11	38	955
1990	Dion Johnson	9	34	879
1991	Dion Johnson	11	24	513
1992	Morris Letcher	11	36	771
1993	Morris Letcher	9	23	350
1994	Mitchell Galloway	9	28	585
1995	Mitchell Galloway	11	30	556
1996	Perez Mattison	11	22	399
1997	Ramondo North	11	23	416
1998	LaMont Chappell	10	16	366
1999	Keith Stokes	11	27	584
2000	Keith Stokes	10	24	503
2001	Marvin Townes	11	31	775
2002	Damarcus Fox	10	20	447
2003	Demarcus Fox	12	18	376
2004	Chris Johnson	11	37	765
2005	Chris Johnson	11	21	459
2006	Chris Johnson	12	21	482
2007	Chris Johnson	13	36	1,009
2008	Dwayne Harris	10	19	446
2009	Dwayne Harris	14	37	1,000
2010	Dwayne Harris	13	41	839
2011	Michael Bowman	11	21	440
2012	Derrick Harris	13	22	454
2013	Lance Ray	13	22	553
2014	Zay Jones	13	24	477
2015	Quay Johnson	12	27	544
2016	Chris Love	11	21	445

Punting Leaders

Year	Player	G	Punts	Avg.
1963	Bill Cline	10	53	33.3
1964	Bill Cline	9	33	34.7
1965	Mike Herring	9	27	38.1
1966	Mike Herring	10	69	39.0
1967	Billy Wightman	10	53	35.8
1968	Billy Wightman	10	84	37.7
1969	Billy Wightman	9	62	35.5
1970	Tony Maglione	11	60	36.7
1971	Clark Davis	10	62	35.7
1972	Ricky Mclester	11	31	32.5
1973	Jonathan Deming	11	55	35.4
1974	Gill Job	11	50	40.0
1975	Tom Daub	11	60	37.5
1976	Tom Daub	11	52	37.9
1977	Rodney Allen	11	63	37.3
1978	Rodney Allen	11	66	39.1
1979	Rodney Allen	11	48	39.8
1980	Rodney Allen	11	61	39.1
1981	Tommy Barnhardt	11	59	37.5
1982	Jeff Bolch	8	24	37.6
1983	Jeff Bolch	10	50	40.3
1984	Jeff Bolch	11	62	40.2
1985	Tim Wolter	11	68	38.5
1986	Craig Losito	11	67	37.5
1987	Craig Losito	11	50	38.5
1988	John Jett	11	38	39.7
1989	John Jett	11	71	40.2
1990	John Jett	11	59	38.2
1991	John Jett	11	48	42.2
1992	Michael Jacobs	11	32	37.1
1993	Bill Wilson	10	59	36.9
1994	Matt Levine	11	58	42.6
1995	Matt Levine	11	60	37.1
1996	Andrew Bayes	11	49	40.3
1997	Andrew Bayes	11	65	43.4
1998	Andrew Bayes	11	64	42.9
1999	Andrew Bayes	11	47	48.1
2000	Kevin Miller	11	30	40.4
2001	Jarad Preston	11	45	44.1
2002	Jarad Preston	12	73	43.4
2003	Ryan Dougherty	12	64	44.5
2004	Ryan Dougherty	11	64	41.8
2005	Ryan Dougherty	11	58	40.8
2006	Ryan Dougherty	13	51	43.6
2007	Matt Dodge	13	80	41.3
2008	Matt Dodge	14	73	43.9
2009	Matt Dodge	14	67	45.8
2010	Ben Ryan	13	53	39.4
2011	Ben Ryan	12	42	40.0
2012	Trent Tignor	13	65	42.8
2013	Trent Tignor	13	47	42.8
2014	Worth Gregory	13	49	43.6
2015	Worth Gregory	12	60	43.1
2016	Worth Gregory	12	51	42.3

Year-By-Year Offensive Team Statistics

Year	First Downs	Net Rushing	Net Passing	Total Plays	Plays/Game	Total Offense	Yards/Game	Yards/Play	Att.-Comp.	Pts.-Avg.	TDs
1959		2,266	1,316	576	52.4	3,582	325.6	6.2	136-69	278-25.3	
1960		2,081	700	552	55.2	2,781	278.1	5.0	103-35	144-14.4	
1961		1,852	719	635	63.5	2,571	257.1	4.0	123-50	154-15.4	
1962		1,931	834	496	55.1	2,765	307.2	5.6	113-53	215-23.9	
1963		1,896	1,054	601	60.1	2,950	295.0	4.9	138-75	230-23.0	
1964		2,032	1,405	593	59.3	3,437	343.7	5.8	183-99	279-27.9	
1965		1,905	1,400	663	66.3	3,305	330.5	4.9	209-108	268-29.8	
1966	143	1,791	1,230	678	67.8	3,021	302.1	4.4	231-94	174-17.4	
1967	175	2,318	1,135	744	74.4	3,453	345.3	4.6	173-88	253-25.3	37
1968	136	1,571	1,009	681	68.1	2,580	258.0	3.8	195-84	175-17.5	
1969	149	1,775	745	666	74.0	2,520	280.0	3.8	160-69	108-12.0	15
1970	193	1,653	1,612	824	74.9	3,265	296.8	3.9	301-133	136-12.4	19
1971	176	1,853	1,408	730	73.0	3,261	326.1	4.5	260-103	181-18.1	25
1972	227	2,783	1,283	890	80.9	4,066	369.6	4.6	203-87	269-24.5	35
1973	222	2,918	1,327	811	73.7	4,245	385.9	5.2	173-90	352-32.0	41
1974	178	3,015	482	748	68.0	3,497	317.9	4.7	105-24	250-22.7	32
1975	187	3,090	969	737	67.0	4,059	369.0	5.5	120-53	269-26.9	40
1976	217	3,263	711	832	75.6	3,974	361.2	4.8	98-44	278-25.3	32
1977	181	2,927	966	728	66.2	3,893	353.9	5.3	124-62	268-24.4	33
1978	176	2,692	929	759	69.0	3,621	329.2	4.8	134-52	252-22.9	30
1979	263	4,053	1,175	846	76.9	5,228	475.3	6.2	154-79	380-34.5	51
1980	161	2,367	676	692	62.9	3,043	276.6	4.4	141-64	192-17.5	23
1981	179	2,662	839	737	67.0	3,501	318.3	4.8	136-57	242-22.0	29
1982	232	2,845	1,546	821	74.6	4,391	399.2	5.3	202-99	259-23.5	29
1983	201	2,634	1,211	756	68.7	3,845	349.5	5.1	173-91	271-24.6	29
1984	191	2,316	1,495	783	71.2	3,811	346.5	4.9	232-100	210-19.1	24
1985	173	2,094	967	750	68.2	3,061	278.3	4.1	199-72	161-14.6	17
1986	194	2,023	1,465	783	71.2	3,488	317.1	4.4	255-121	187-17.0	22
1987	194	2,352	1,416	746	67.8	3,768	342.5	5.0	212-100	229-20.8	28
1988	242	2,650	1,645	794	72.2	4,295	390.5	5.4	240-108	281-25.6	35
1989	204	1,852	2,145	756	68.7	3,997	363.4	5.3	314-156	301-27.4	35
1990	182	1,996	1,605	716	65.1	3,601	327.4	5.0	241-128	254-23.1	29
1991	246	1,429	3,379	794	72.2	4,808	437.1	6.1	414-229	372-33.8	47
1992	241	1,547	3,085	824	74.9	4,632	421.1	5.6	497-272	289-26.3	41
1993	189	1,634	1,621	750	68.2	3,255	295.9	4.3	311-144	175-15.9	22
1994	226	1,717	2,765	818	74.4	4,482	407.5	5.5	407-234	303-27.5	40
1995	241	1,545	2,812	854	77.6	4,357	396.1	5.1	457-239	255-23.2	33
1996	248	1,991	2,829	835	75.9	4,820	438.2	5.8	420-226	316-28.7	40
1997	197	742	2,635	741	67.4	3,377	307.0	4.6	444-261	214-19.5	28
1998	213	1,658	2,593	773	70.3	4,251	386.5	5.5	319-199	274-24.9	35
1999	232	1,874	2,595	776	70.5	4,469	406.3	5.8	341-197	319-29.0	39
2000	217	1,776	2,473	790	71.8	4,249	386.3	5.4	338-170	330-30.0	43
2001	224	2,225	2,357	715	65.0	4,582	416.5	6.4	298-167	360-32.7	46
2002	227	1,488	2,577	849	70.8	4,065	338.8	4.8	410-200	335-27.9	41
2003	218	1,660	2,075	862	71.8	3,735	311.2	4.3	360-211	217-18.1	26
2004	188	1,021	2,371	751	68.3	3,392	308.4	4.5	382-207	231-21.0	28
2005	216	1,512	2,816	764	69.5	4,328	393.5	5.7	370-224	267-24.3	31
2006	264	1,502	3,024	880	67.7	4,526	348.2	5.1	430-248	280-21.5	33
2007	246	2,378	2,633	879	67.6	5,011	385.5	5.7	395-224	403-31.0	52
2008	241	1,769	2,996	936	66.9	4,765	340.4	5.1	418-248	328-23.4	38
2009	277	2,129	3,043	981	70.1	5,172	369.4	5.3	452-265	378-27.0	45
2010	307	1,546	4,143	990	76.2	5,689	437.6	5.7	632-408	478-36.8	62
2011	271	1,309	3,433	921	76.8	4,742	395.2	5.1	524-355	315-26.2	40
2012	285	1,760	3,551	947	72.8	5,311	408.5	5.6	488-319	409-31.5	48
2013	346	1,821	4,265	1,028	79.1	6,086	468.2	5.9	565-397	522-40.2	68
2014	378	2,094	4,835	1,070	82.3	6,929	533.0	6.5	637-402	466-35.8	61
2015	260	1,600	3,375	877	73.1	4,975	414.6	5.7	473-321	329-27.4	43
2016	287	1,589	4,016	958	79.8	5,605	467.1	5.9	554-359	324-27.0	39

All-time best in each category in bold

Year-By-Year Defensive Team Statistics

Year	First Downs	Net Rushing	Net Passing	Total Offense	Att.-Comp.	Opp. Punt Avg.	Pts.-Avg.	ECU Punt Avg.	Int.	Yds.	Avg.
1962		1,687	899	2,586	152-68	34.3	136-15.1	36.9			
1963		1,144	917	2,061	212-92	33.3	54-5.4	32.4			
1964		1,111	907	2,018	179-77	35.1	99-9.9	34.7			
1965		881	1,076	1,957	199-82	39.1	83-9.2	35.6	23	215	9.3
1966	155	1,608	1,114	2,722	199-96	33.3	175-17.5	34.9	15	148	9.9
1967	150	1,413	1,464	2,877	211-104	29.6	178-17.8	31.4	15	221	14.7
1968	192	1,406	1,778	3,184	281-139	32.1	244-24.4	32.6	17	120	7.1
1969	153	1,200	1,644	2,844	217-119	34.7	204-22.7	35.5	14	247	17.6
1970	183	1,619	1,806	3,425	270-127	35.5	253-23.0	34.7	13	133	10.2
1971	195	2,372	1,485	3,857	219-90	37.6	300-30.0	35.7	12	69	5.8
1972	150	1,200	1,517	2,717	249-106	35.0	176-16.0	31.8	15	134	8.9
1973	167	1,406	1,511	2,917	257-121	36.9	151-13.7	35.4	22	333	15.1
1974	184	1,971	1,177	3,148	221-98	37.8	167-15.2	39.3	14	161	11.5
1975	181	1,877	1,495	3,372	212-100	38.1	154-14.0	37.6	24	198	8.3
1976	144	1,353	1,002	2,355	219-101	40.2	116-10.5	37.0	26	519	20.0
1977	194	1,573	1,554	3,107	251-125	37.9	154-14.0	37.3	17	171	10.1
1978	128	1,416	837	2,253	180-70	36.5	123-10.3	39.1	19	155	8.2
1979	189	1,861	1,779	3,640	250-131	38.4	193-17.5	39.8	11	72	6.5
1980	217	2,481	1,430	3,911	205-115	39.0	312-28.4	37.2	10	131	13.1
1981	219	1,918	2,080	3,998	279-159	35.7	290-26.3	37.4	17	226	13.2
1982	212	1,536	2,260	3,796	318-177	38.5	228-20.7	35.9	10	221	22.1
1983	209	1,477	2,167	3,644	342-190	37.8	180-16.7	39.5	14	196	14.0
1984	249	2,240	2,380	4,620	265-152	38.1	309-28.1	39.8	11	86	7.8
1985	241	2,613	1,920	4,533	252-146	38.5	281-25.5	38.5	19	206	10.8
1986	243	2,235	2,392	4,627	272-162	40.4	364-33.1	37.1	6	33	5.6
1987	237	2,110	2,392	4,502	272-152	34.7	330-30.0	38.8	12	126	10.5
1988	232	2,141	2,145	4,286	260-153	36.3	325-29.6	37.3	16	192	12.0
1989	242	2,260	2,430	4,690	350-177	30.7	286-26.0	34.9	13	197	15.2
1990	240	2,417	2,123	4,540	293-163	32.9	267-24.3	37.2	15	322	21.5
1991	262	1,637	2,860	4,497	359-221	37.4	243-22.1	41.3	20	361	18.0
1992	257	2,788	2,236	5,024	298-179	39.5	367-33.4	35.4	14	289	20.6
1993	210	1,754	2,174	3,928	308-177	35.2	329-29.9	36.4	12	134	11.2
1994	218	1,313	2,722	4,035	412-215	38.2	233-21.2	40.5	22	265	12.0
1995	214	1,698	1,988	3,686	331-157	37.8	213-19.4	37.0	19	206	10.8
1996	211	1,637	2,082	3,719	327-185	36.6	214-19.5	39.4	13	155	11.9
1997	214	1,952	2,100	4,052	279-158	38.0	298-27.1	43.1	10	203	20.3
1998	222	2,107	2,029	4,136	286-158	40.9	297-27.0	41.6	15	204	13.6
1999	212	1,433	2,305	3,738	389-200	41.3	197-17.9	44.8	17	123	7.2
2000	201	1,573	2,239	3,812	319-168	37.2	229-20.8	36.6	12	155	12.9
2001	256	1,628	2,871	4,499	382-222	42.5	296-26.9	43.8	8	169	21.1
2002	258	2,485	2,863	5,348	364-196	37.1	399-33.2	42.4	10	97	9.7
2003	251	2,519	2,396	4,915	298-173	39.7	428-35.7	43.9	7	82	11.7
2004	235	2,566	2,459	5,025	273-164	38.1	439-39.9	40.0	12	50	4.2
2005	231	2,394	2,034	4,428	306-181	40.8	317-28.8	40.1	15	160	10.7
2006	242	1,887	2,394	4,281	376-222	39.2	270-20.8	42.8	16	214	13.4
2007	300	1,848	3,757	5,605	520-334	37.0	395-30.4	40.3	17	217	12.8
2008	232	1,901	2,761	4,662	439-263	40.5	295-21.1	43.9	22	278	12.6
2009	284	1,684	3,612	5,296	535-326	40.1	307-21.9	45.2	17	283	16.6
2010	304	2,947	3,277	6,224	405-242	40.3	572-44.0	39.4	11	120	10.9
2011	237	2,090	2,426	4,516	354-214	40.3	387-32.2	39.8	7	60	8.6
2012	291	2,015	3,584	5,599	475-279	40.4	411-31.6	42.8	10	88	8.8
2013	266	1,517	3,277	4,794	514-304	41.6	266-20.5	42.8	18	298	16.6
2014	262	1,453	3,322	4,775	500-284	40.2	336-25.8	42.5	14	132	9.4
2015	260	2,094	2,717	4,811	376-204	43.0	312-26.0	41.2	8	150	18.8
2016	256	2,742	2,691	5,433	338-194	39.7	433-36.1	41.5	5	44	8.8

All-time best in each category in bold

Year-By-Year Team Statistics

Rushing

Year	Att.	Gain	Loss	Net Yds.	Yds./Att.	Yds./Game
1959	440			2,226	5.1	202.4
1960	449			2,081	4.6	208.1
1961	512			1,852	3.6	185.2
1962	383	1,931	226	1,705	4.3	189.4
1963	463	2,229	333	1,896	4.1	189.6
1964	410	2,363	331	2,032	4.9	203.2
1965	454	2,159	254	1,905	4.2	211.7
1966	447	1,923	132	1,791	4.0	179.1
1967	571	2,685	367	2,318	4.1	231.8
1968	486	2,005	434	1,571	3.3	157.1
1969	506	2,100	325	1,775	3.5	197.2
1970	523	2,106	453	1,653	3.2	150.3
1971	470	2,147	294	1,853	3.9	185.3
1972	687	2,922	159	2,783	4.1	253.0
1973	638	3,046	128	2,918	4.6	265.3
1974	643	3,313	298	3,015	4.7	274.1
1975	617	3,309	219	3,090	5.0	280.9
1976	734	3,641	378	3,263	4.4	296.6
1977	604	3,280	353	2,927	4.8	266.1
1978	625			2,692	4.3	244.7
1979	692	4,497	444	4,053	5.9	368.5
1980	551	2,651	248	2,367	4.3	215.2
1981	601			2,662	4.4	242.0
1982	619	3,200	355	2,845	4.5	258.6
1983	583	2,845	211	2,634	4.5	239.5
1984	551	2,579	263	2,316	4.2	210.5
1985	551	2,407	313	2,094	3.8	190.4
1986	528			2,023	3.8	183.9
1987	534			2,352	4.4	213.8
1988	554	2,964	314	2,650	4.8	240.9
1989	442	2,184	332	1,852	4.2	168.4
1990	475	2,313	317	1,996	4.2	181.5
1991	380	1,731	302	1,429	3.8	129.9
1992	327	1,785	238	1,547	4.7	140.6
1993	439	2,023	389	1,634	3.7	148.5
1994	411	1,952	235	1,717	4.2	156.1
1995	397	1,771	226	1,545	3.9	140.5
1996	415	2,208	217	1,991	4.8	181.0
1997	297	1,073	331	742	2.5	67.5
1998	454	2,080	422	1,658	3.7	150.7
1999	435	2,300	426	1,874	4.3	170.4
2000	446	2,228	452	1,776	4.0	161.5
2001	417	2,595	370	2,225	5.3	202.3
2002	439	1,988	500	1,488	3.4	124.0
2003	502	2,052	392	1,660	3.3	138.3
2004	369	1,445	424	1,021	2.8	92.8
2005	394	1,837	325	1,512	3.8	137.5
2006	450	1,888	386	1,502	3.3	115.5
2007	484	2,646	268	2,378	4.9	182.0
2008	518	2,110	341	1,769	3.4	126.4
2009	529	2,377	248	2,129	4.0	152.1
2010	358	1,787	241	1,546	4.3	118.9
2011	397	1,662	353	1,309	3.3	109.1
2012	459	2,067	307	1,760	3.8	135.4
2013	463	2,154	333	1,821	3.9	140.1
2014	433	2,440	346	2,094	4.8	161.1
2015	404	1,933	333	1,600	4.0	133.3
2016	404	1,926	337	1,589	3.9	132.4

Passing

Year	Att.	Comp.	Pct.	Yards	Yds./Att.	Yds./Comp.
1959	136	59	.433	1,316	9.7	22.3
1960	103	35	.339	700	6.8	20.0
1961	123	50	.407	719	5.8	14.4
1962	113	53	.469	834	7.4	15.7
1963	138	75	.543	1,054	7.6	14.1
1964	183	99	.541	1,405	7.7	14.2
1965	209	108	.517	1,400	6.7	12.9
1966	231	94	.407	1,230	5.3	13.1
1967	173	88	.509	1,135	6.6	12.9

1968	195	84	.431	1,009	5.2	12.0
1969	160	69	.431	745	4.7	10.8
1970	301	133	.442	1,612	5.4	12.1
1971	260	103	.396	1,408	5.4	13.7
1972	203	87	.429	1,283	6.3	14.7
1973	173	90	.520	1,327	7.7	14.7
1974	105	24	.229	482	4.6	20.1
1975	120	53	.442	969	8.1	18.3
1976	98	44	.449	711	7.3	16.2
1977	124	62	.500	966	7.8	15.6
1978	134	52	.388	929	6.9	17.9
1979	154	79	.513	1,175	7.6	14.9
1980	141	64	.454	676	4.8	10.6
1981	136	57	.419	839	6.2	14.7
1982	202	99	.490	1,546	7.7	15.6
1983	173	91	.526	1,211	7.0	13.3
1984	232	100	.431	1,495	6.4	14.9
1985	199	72	.362	967	4.9	13.4
1986	255	121	.475	1,465	5.7	12.1
1987	212	100	.472	1,416	6.7	14.2
1988	240	108	.450	1,645	6.9	15.2
1989	314	156	.497	2,145	6.8	13.8
1990	241	128	.531	1,605	6.6	12.5
1991	414	229	.553	3,379	8.2	14.8
1992	497	272	.547	3,085	6.2	11.3
1993	311	144	.463	1,621	5.2	11.3
1994	407	234	.575	2,765	6.8	11.8
1995	457	239	.523	2,812	6.2	11.8
1996	420	226	.538	2,829	6.7	12.5
1997	444	261	.588	2,635	5.9	10.1
1998	319	199	.624	2,593	8.1	13.0
1999	341	197	.578	2,595	7.6	13.2
2000	338	170	.503	2,473	7.3	15.1
2001	298	167	.560	2,357	7.9	14.1
2002	410	200	.488	2,577	6.3	12.9
2003	360	211	.586	2,075	5.9	9.8
2004	382	207	.542	2,371	6.5	11.5
2005	370	224	.605	2,816	7.6	12.6
2006	430	248	.577	3,024	7.0	12.2
2007	395	224	.567	2,633	6.7	11.8
2008	418	248	.593	2,996	7.2	12.1
2009	452	265	.586	3,043	6.7	11.5
2010	632	408	.646	4,143	6.6	10.2
2011	524	355	.677	3,433	6.6	9.7
2012	488	319	.654	3,551	7.3	11.1
2013	565	387	.685	4,265	7.5	10.7
2014	637	402	.631	4,835	7.6	12.0
2015	473	321	.679	3,375	7.1	10.5
2016	554	359	.648	4,016	7.3	11.2

Kickoff Returns

Year	No.	Yards	Avg.	TD	Yds./Game
1962	26	663	25.5	1	73.7
1963	16	455	28.4	0	45.5
1964	25	529	21.1	0	52.9
1965	17	322	19.0	0	32.2
1966	37	657	17.8	0	65.7
1967	30	610	20.3	0	61.0
1968	41	722	17.6	0	72.2
1969	38	689	18.1	0	76.6
1970	45	832	18.2	0	75.6
1971	50	821	16.4	0	82.1
1972	35	572	16.5	0	52.0
1973	31	588	19.0	0	53.5
1974	34	712	20.9	0	64.7
1975	31	649	20.9	0	59.0
1976	20	285	14.3	0	25.9
1977	32	653	20.4	0	59.4
1978	32	684	21.4	0	62.2
1979	29	590	20.3	0	53.6
1980	43	1,088	25.3	2	98.9
1981	35	677	19.3	1	61.5
1982	31	605	19.5	0	55.0

1983	30	748	24.9	2	68.0
1984	44	786	17.9	0	71.5
1985	38	883	23.2	0	80.3
1986	54	1,143	21.2	0	103.9
1987	58	1,119	19.3	0	101.7
1988	54	1,160	21.5	1	105.4
1989	53	1,245	23.5	0	113.2
1990	53	1,197	22.6	1	108.8
1991	30	638	21.3	0	58.0
1992	56	1,206	21.5	0	109.6
1993	50	754	15.1	0	68.5
1994	36	743	20.6	1	67.5
1995	32	583	18.2	0	53.0
1996	31	543	17.5	1	49.4
1997	53	886	16.7	0	80.5
1998	34	652	19.2	0	59.3
1999	34	728	21.4	1	66.2
2000	38	755	19.9	0	68.6
2001	40	948	23.7	1	86.2
2002	49	928	18.9	0	77.3
2003	51	958	18.8	1	79.8
2004	45	925	20.5	0	84.1
2005	40	740	18.5	0	67.3
2006	36	708	19.7	1	54.5
2007	62	1,506	24.3	1	115.9
2008	47	982	20.9	1	70.1
2009	56	1,308	23.4	3	93.4
2010	82	1,653	20.2	1	127.2
2011	58	1,114	19.2	0	92.8
2012	49	972	19.8	1	74.8
2013	28	703	25.1	0	54.1
2014	46	877	19.1	0	67.5
2015	38	760	20.0	0	63.3
2016	54	997	18.5	0	83.1

2001	24	170	7.1	0	15.5
2002	34	389	11.4	1	32.4
2003	27	124	4.6	0	10.3
2004	28	440	15.7	1	40.0
2005	21	138	6.6	0	12.5
2006	18	162	9.0	0	12.5
2007	34	258	7.6	0	19.9
2008	29	268	9.2	1	19.1
2009	18	204	11.3	0	14.6
2010	21	227	10.8	0	17.5
2011	15	162	10.8	0	13.5
2012	22	188	8.5	0	14.5
2013	30	308	10.3	0	23.7
2014	26	120	4.6	0	9.2
2015	23	225	9.8	1	18.8
2016	10	18	1.8	0	1.5

Turnover Ratio

Year	Takeaway			Giveaway		
	Int.	Fum.	Total	Int.	Fum.	Total
1966	15	15	30	22	14	36
1967	15	8	23	8	8	16
1968	15	13	28	17	18	35
1969	14	15	29	13	11	24
1970	13	24	37	20	26	46
1971	12	16	28	23	25	48
1972	15	21	36	12	23	35
1973	22	24	46	8	19	27
1974	14	15	29	11	18	29
1975	24	22	46	4	19	23
1976	26	16	42	8	25	33
1977	17	17	34	4	24	28
1978	19	23	42	10	29	39
1979	11	15	26	5	13	18
1980	11	17	28	3	20	23
1981	17	17	34	10	25	35
1982	10	13	23	20	15	35
1983	14	14	27	8	16	26
1984	11	12	23	17	16	33
1985	17	19	36	17	11	28
1986	6	11	17	12	11	23
1987	12	11	23	12	14	26
1988	16	17	33	18	5	23
1989	13	11	24	15	7	22
1990	15	10	25	11	17	28
1991	20	16	36	10	6	16
1992	14	13	27	27	10	37
1993	12	7	19	23	9	32
1994	22	11	33	15	7	22
1995	19	14	33	14	12	26
1996	13	23	36	16	6	22
1997	10	9	19	11	10	21
1998	15	13	28	12	6	18
1999	17	12	29	12	15	27
2000	12	10	22	12	5	17
2001	8	8	16	10	16	26
2002	10	11	21	22	9	31
2003	7	13	20	18	14	32
2004	12	11	23	19	8	27
2005	15	5	20	8	12	20
2006	16	11	27	11	12	23
2007	17	14	31	9	5	14
2008	22	11	33	9	19	28
2009	17	17	34	12	11	23
2010	11	11	22	16	13	29
2011	7	14	21	20	15	35
2012	10	12	22	14	7	22
2013	18	6	24	10	6	16
2014	14	5	19	11	12	23
2015	8	8	16	12	7	19
2016	5	3	8	12	12	24

All-time best in each category in bold

Punt Returns

Year	No.	Yards	Avg.	TD	Yds./Game
1962	27	308	11.4	0	34.2
1963	36	260	7.2	0	26.0
1964	38	335	8.8	0	33.5
1965	31	316	10.2	1	31.6
1966	36	246	6.9	1	24.6
1967	40	404	10.1	0	40.4
1968	45	332	7.4	1	33.2
1969	26	189	7.3	0	21.0
1970	36	239	6.6	0	21.7
1971	28	215	7.7	0	21.5
1972	35	291	8.3	0	26.5
1973	21	173	8.2	0	15.7
1974	23	121	5.3	0	11.0
1975	20	128	6.4	0	11.6
1976	36	437	12.1	1	39.7
1977	32	259	8.1	1	23.5
1978	38	469	12.3	1	42.6
1979	22	152	6.9	0	13.8
1980	24	119	5.0	0	10.8
1981	12	126	10.5	1	11.5
1982	25	144	5.8	0	13.1
1983	22	230	10.5	2	20.9
1984	29	208	7.2	0	18.9
1985	21	207	9.9	2	18.8
1986	27	227	8.4	0	20.6
1987	14	78	5.6	0	7.1
1988	19	90	4.7	0	8.2
1989	34	324	9.5	1	29.5
1990	21	164	7.8	1	14.9
1991	26	162	6.2	0	14.7
1992	24	358	14.9	1	32.5
1993	18	126	7.0	0	11.5
1994	23	225	9.8	0	20.5
1995	23	183	8.0	0	16.7
1996	25	90	3.6	0	8.2
1997	22	220	10.0	0	20.0
1998	26	352	13.5	1	32.0
1999	30	424	14.1	1	38.5
2000	32	473	14.8	1	43.0

Team Records

Rushing

Carrries		
Game	85	vs. Virginia, Nov. 8, 1975
Fewest	14	vs. Syracuse, Sept. 5, 1992
By Opp.	81	by Florida State, Sept. 20, 1980
Season	734	in 1976
Fewest	297	in 1997

Yards		
Game	642	vs. Virginia, Nov. 8, 1975
Fewest	-16	vs. TCU, Dec. 22, 1999
By Opp.	536	by West Virginia, Sept. 28, 2002
Opp./Fewest	-12	by Davidson, Oct. 6, 1973
Season	4,053	in 1979
Fewest	742	in 1997

Yards Per Game		
Season	368.5	in 1979
Fewest	67.5	in 1997

Yards Per Carry		
Game	11.2	vs. Memphis, Nov. 3, 2007
Fewest	-0.94	vs. Virginia Tech, Sept. 10, 2011
By Opp.	8.6	by West Virginia, Sept. 28, 2002
Season	5.9	in 1979
Fewest	2.5	in 1997

Touchdowns		
Game	9	vs. Virginia, Nov. 8, 1975
By Opp.	9	by Navy, Nov. 19, 2016
Season	47	in 1979
Fewest	6	in 1997

Passing

Attempts		
Game	77	vs. Syracuse, Sept. 5, 1992
Fewest	5	vs. North Carolina, Sept. 12, 1981
By Opp.	75	by Houston, Dec. 5, 2009
Season	637	in 2014
Fewest	98	in 1976

Completions		
Game	46	vs. Old Dominion, Aug. 31, 2013
Fewest	0	vs. Appalachian State, Oct. 19, 1974 vs. Southern Illinois, Sept. 28, 1974 vs. Bowling Green, Sept. 14, 1974
By Opp.	56	by Houston, Dec. 5, 2009
Opp./Fewest	2	by NC State, Sept. 8, 1979 by Navy, Sept. 2, 2006
Season	408	in 2010
Fewest	35	in 1960

Highest Completion Percentage		
Game (min. 10 att.)	88.9	vs. Navy, Oct. 22, 2011 (40-for-45)
By Opp.	91.7	by Eastern Kentucky, Nov. 15, 1980 (11-of-12)
Season	70.3	in 2013
Lowest	22.9	in 1974

Interceptions		
Game	6	vs. Memphis, Oct. 2, 1993
Season	27	in 1992
Fewest	3	in 1980

Yards		
Game	521	vs. Syracuse, Sept. 5, 1992
Fewest	0	vs. Appalachian State, Oct. 19, 1974 vs. Southern Illinois, Sept. 28, 1974 vs. Bowling Green, Sept. 14, 1974
By Opp.	615	by Louisville, Nov. 14, 1998
Opp./Fewest	0	by Furman, Nov. 1, 1969
Season	4,835	in 2014
Fewest	482	in 1974

Yards Per Game		
Season	371.9	in 2014
Fewest	61.5	in 1980

Touchdowns		
Game	6	vs. Akron, Oct. 5, 1991
By Opp.	6	by Marshall, Nov. 23, 2012 by Louisville, Nov. 14, 1998 by Tulsa, Nov. 6, 1993
Season	39	in 2010
Fewest	2	in 1980, 1984

Total Offense

Plays		
Game	102	vs. UCF, Oct. 1, 2016
Fewest	41	vs. Florida State, Sept. 20, 1980
By Opp.	104	by Marshall, Dec. 19, 2001
Opp./Fewest	40	by Western Carolina, Sept. 1, 1979
Season	1,070	in 2014
Fewest	496	in 1962

Yards		
Game	789	vs. North Carolina, Sept. 20, 2014
Fewest	12	vs. Southern Miss, Oct. 5, 1968
By Opp.	769	by Louisville, Nov. 14, 1998
Opp./Fewest	41	by Catawba, Sept. 12, 1964
Season	6,929	in 2014
Fewest	2,571	in 1961

Yards Per Play		
Game	9.7	vs. Western Carolina, Sept. 3, 2016
Fewest	1.78	vs. Washington, Sept. 25, 1993
By Opp.	9.17	by Florida State, Oct. 16, 1982
Season	6.48	in 2014
Fewest	3.78	in 1968, 1969

Yards Per Game		
Season	533.0	in 2014
Fewest	257.1	in 1961

Scoring

Points Scored		
Game	74	vs. Newport News Apprentice, Nov. 14, 1959
By Opp.	79	by Guilford, Nov. 12, 1932
Season	522	in 2013
Fewest	108	in 1969

Points Per Game		
Season	40.2	in 2013
Fewest	12.0	in 1969

Touchdowns		
Game	10	vs. North Carolina, Sept. 20, 2014
By Opp.	10	by Navy, Nov. 6, 2010

Top Team Seasons

Rushing

No.	Year	Yards
1.	1979	4,053
2.	1976	3,263
3.	1975	3,090
4.	1974	3,015
5.	1977	2,927
6.	1973	2,918
7.	1982	2,845
8.	1972	2,783
9.	1978	2,692
10.	1981	2,662

Rushing Yards/Game

No.	Year	Avg.
1.	1979	368.5
2.	1976	296.6
3.	1975	280.9
4.	1974	274.1
5.	1977	266.1
6.	1973	265.3
7.	1982	258.6
8.	1972	253.0
9.	1978	244.7
10.	1981	242.0

Passing

No.	Year	Yards
1.	2014	4,835
2.	2013	4,265
3.	2010	4,143
4.	2016	4,016
5.	2012	3,551
6.	2011	3,433
7.	1991	3,379
8.	2015	3,375
9.	1992	3,085
10.	2009	3,043

Passing Yards/Game

No.	Year	Yards
1.	2014	371.9
2.	2016	334.7
3.	2013	328.1
4.	2010	318.7
5.	1991	307.2
6.	2011	286.1
7.	2015	281.2
8.	1992	280.4
9.	2012	273.2
10.	1996	257.2

Total Offense

No.	Year	Yards
1.	2014	6,929
2.	2013	6,086
3.	2010	5,689
4.	2016	5,605
5.	2012	5,311
6.	1979	5,228
7.	2009	5,172
8.	2007	5,011
9.	2015	4,975
10.	1996	4,820

Total Offense/Game

No.	Year	Yards
1.	2014	533.0
2.	1979	475.3
3.	2013	468.2
4.	2016	467.1
5.	1996	438.2
6.	2010	437.6
7.	1991	437.1
8.	1992	421.1
9.	2001	416.5
10.	2015	414.6

Points/Game

No.	Year	Yards
1.	2013	40.2
2.	2010	36.8
3.	2014	35.8
4.	1979	34.5
5.	1991	33.8
6.	2001	32.7
7.	1973	32.0
8.	2012	31.5
9.	2007	31.0
10.	2000	30.0

Total Defense/Game

No.	Year	Yards
1.	1965	195.7
2.	1964	201.8
3.	1978	204.8
4.	1963	206.1
5.	1976	214.1
6.	1972	247.0
7.	1973	265.2
8.	1966	272.2
9.	1969	284.4
10.	1967	287.7

Season 68 in 2010

Fewest 15 in 1969

Field Goals Made

Game 4 eight times, last vs. Tulane, Oct. 12, 2013

By Opp. 5 four times, last vs. Tulane, Oct. 12, 2013

Season 22 in 2008

Fewest 0 in 1962, 1963, 1964

Field Goals Attempted

Game 7 twice, last vs. Tulane, Oct. 12, 2013

Season 35 in 2008

Fewest 5 in 1967

PAT Kicks Made

Game 10 last vs. North Carolina, Sept. 20, 2014

By Opp. 10 by Navy, Nov. 6, 2010

Season 64 in 2013

Fewest 9 in 1962

PAT Kicks Attempted

Game 10 last vs. North Carolina, Sept. 20, 2014

Season 66 in 2013

Fewest 12 in 1962

Two-Point Conversions Made

Game 3 vs. Newberry, Oct. 20, 1962

By Opp. 2 vs. Presbyterian, Oct. 5, 1963

Season 11 by Murray State, Sept. 17, 1983

Fewest 1 in 1963

Safeties

Game 1 many times

Season 3 in 1989

Defense

Interceptions

Game 7 vs. Western Carolina, Oct. 18, 1975

By Opp. 6 by Memphis, Oct. 2, 1993

Season 26 in 1976

Fewest 5 in 2016

Interception Return Yards

Game 159 vs. Richmond, Nov. 6, 1976

By Opp. 176 by Southern Miss, Nov. 5, 2011

Season 519 in 1976

Fewest 33 in 1986

Average Per Interception Return

Season 22.1 in 1982

Lowest 4.2 in 2004

TDs On Interception Returns

Game 2 vs. Tulsa, Nov. 15, 2009

By Opp. 1 vs. Memphis, Sept. 16, 2006

Season 4 in 1991

Returns

Punt Returns

Game 11 vs. Furman, Oct. 28, 1972

By Opp. 9 by William & Mary, Sept. 21, 1968

Season 45 in 1968

Fewest 10 in 2016

Punt Return Yards

Game 168 vs. Houston, Nov. 11, 2000

By Opp. 146 by Southern Miss, Nov. 14, 1987

Season 469 in 1978

Fewest 18 in 2016



Lance Ray's 90-yard kickoff return for a touchdown helped ECU cruise to a 35-13 season-opening win over Appalachian State in 2012.

Average Per Punt Return

Season	15.7	in 2004
Lowest	1.8	in 2016

Punt Return Touchdowns

Game	1	many times, last vs. BYU, Oct. 10, 2015
Season	2	twice, last in 1985

Kickoff Returns

Game	12	vs. Navy, Nov. 6, 2010
By Opp.	11	by UTEP, Nov. 28, 2008
Season	82	in 2010
Fewest	16	in 1963

Kickoff Return Yards

Game	303	vs. Southern Miss, Oct. 9, 2010
By Opp.	266	by Boise State, Dec. 23, 2007
Season	1,653	in 2010
Fewest	285	in 1976

Average Per Kickoff Return

Season	28.4	in 1963
Lowest	14.3	in 1976

Kickoff Return Touchdowns

Game	1	many times, last vs. Appalachian State, Sept. 1, 2012
Season	3	in 2009

Punting

Punts

Game	13	vs. William & Mary, Sept. 21, 1968 vs. Memphis, Nov. 21, 1992
Fewest	0	vs. UAB, Sept. 24, 2011 vs. UTEP, Nov. 28, 2008 vs. Florida State, Sept. 3, 1983
By Opp.	11	by Richmond, Nov. 10, 1979 by Illinois State, Sept. 23, 1989
Season	86	in 1968
Fewest	39	in 1964

Average Per Punt

Game	53.8	vs. Army, Oct. 2, 1999
By Opp.	59.5	by Houston, Sept. 27, 2008
Season	45.2	in 2009
Lowest	31.4	in 1967

Punting Yards

Game	488	vs. Memphis, Nov. 21, 1992
Fewest	0	vs. UAB, Sept. 24, 2011 vs. UTEP, Nov. 28, 2008 vs. Florida State, Sept. 3, 1983
Season	3,307	in 2007
Fewest	1,352	in 1964

Miscellaneous Records

First Downs

Total First Downs

Game	39	vs. North Carolina, Sept. 20, 2014
Fewest	4	vs. Florida State, Sept. 20, 1980
By Opp.	39	by Louisville, Nov. 14, 1998
Season	378	in 2014
Fewest	136	in 1967

First Downs Passing

Game	24	vs. South Carolina, Sept. 17, 2016
Fewest	0	four times, last vs. Florida State, Sept. 20, 1980
By Opp.	29	by Houston, Dec. 5, 2009 by Louisville, Nov. 14, 1998
Season	238	in 2014
Fewest	20	in 1974

First Downs Rushing

Game	34	vs. Virginia, Nov. 8, 1975
Fewest	0	vs. NC State, Nov. 27, 2004
By Opp.	28	by Navy, Oct. 27, 2012
Season	204	in 1979
Fewest	61	in 2004

First Downs By Penalty

Season	33	in 2014
Fewest	6	in 1983

Penalties

Number of Penalties

Game	18	vs. Tulane, Nov. 2, 1991
Fewest	0	many times, last vs. UL-Lafayette Dec. 22, 2012
By Opp.	15	by Southern Miss, Oct. 9, 2010
Opp./Fewest	0	twice, last by UAB, Sept. 24, 2011

Season	109	in 2014
Fewest	50	in 1966, 1974

Yards Penalized

Game	159	vs. Tulane, Nov. 2, 1991
Fewest	0	many times, last vs. UL-Lafayette, Dec. 22, 2012
By Opp.	182	by Parsons, Sept. 14, 1968
Opp./Fewest	0	twice, by UAB, Sept. 24, 2011
Season	1,004	in 2014
Fewest	437	in 2004

Turnovers

Total Fumbles

Game	11	vs. Richmond, Oct. 21, 1978
Season	54	in 1978
Fewest	13	in 2004

Fumbles Lost

Game	6	vs. North Carolina, Sept. 16, 1978 vs. VMI, Sept. 24, 1977 vs. The Citadel, Oct. 20, 1973
Season	29	in 1978
Fewest	5	in 1998, 2000, 2007

Total Giveaways

Game	7	six times, last vs. UAB, Sept. 24, 2011
Season	48	in 1971
Fewest	14	in 2007

Total Takeaways

Game	9	vs. Cincinnati, Nov. 19, 1988
Season	46	in 1975 in 1973
Fewest	8	in 2016



ECU amassed a school-record 789 offensive yards and tallied its highest point total since 1959 in a 70-41 win over No. 25 North Carolina at Dowdy-Ficklen Stadium in 2014.

Victory Margin

Margin	Opponent	Site	Date	Score
+74	Newport News Apprentice	Greenville, N.C.	Nov. 14, 1959	74-0
+67	Edenton	Greenville, N.C.	Oct. 24, 1949	67-0
+51	Virginia	Charlottesville, Va.	Nov. 8, 1975	61-10
+50	Western Carolina	Greenville, N.C.	Oct. 19, 1963	50-0
+49	UAB	Greenville, N.C.	Nov. 16, 2013	63-14
+48	Southern Miss	Greenville, N.C.	Sept. 11, 1976	48-0
+47	Atlantic Christian	Greenville, N.C.	Nov. 18, 1950	54-7
+46	Illinois State	Greenville, N.C.	Sept. 23, 1989	56-10
+45	Albright	Greenville, N.C.	Sept. 19, 1959	45-0
	Northeast Louisiana	Monroe, La.	Oct. 30, 1965	45-0
	Davidson	Davidson, N.C.	Oct. 6, 1973	45-0
	Marshall	Greenville, N.C.	Nov. 18, 1978	45-0
	Tulane	Greenville, N.C.	Oct. 23, 1999	52-7
	N.C. Central	Greenville, N.C.	Aug. 30, 2014	52-7
	Western Carolina	Greenville, N.C.	Sept. 3, 2016	52-7

Losing Margin

Margin	Opponent	Site	Date	Score
-79	Guilford	Greenville, N.C.	Nov. 12, 1932	79-0
-65	Southern Miss	Hattiesburg, Miss.	Oct. 5, 1968	65-0
-64	Appalachian State	Boone, N.C.	Nov. 18, 1939	64-0
-56	Syracuse	Syracuse, N.Y.	Oct. 4, 1997	56-0
	Florida State	Tallahassee, Fla.	Sept. 20, 1980	63-7
	North Carolina	Chapel Hill, N.C.	Sept. 12, 1981	56-0
-53	Houston	Houston, Texas	Oct. 8, 2011	56-3
-52	Louisville	Louisville, Ky.	Oct. 2, 2004	59-7
-49	NC State	Raleigh, N.C.	Sept. 8, 1973	57-8
	West Virginia	Morgantown, W.Va.	Oct. 3, 1987	49-0
-48	Lenoir-Rhyne	Greenville, N.C.	Nov. 9, 1959	55-7
-47	Lenoir-Rhyne	Lenoir, N.C.	Nov. 23, 1934	47-0
	Appalachian State	Greenville, N.C.	Nov. 6, 1948	47-0

Largest Road Attendance

No.	Att.	Opponent	Location	Date	Score
1.	95,416	Tennessee	Neyland Stadium, Knoxville, Tenn.	Sept. 2, 1995	27-7
2.	88,034	Florida	Ben Hill Griffin Stadium, Gainesville, Fla.	Sept. 12, 2015	31-24
3.	84,774	Penn State	Beaver Stadium, State College, Pa.	Sept. 27, 1986	42-17
4.	84,738	Auburn	Jordan-Hare Stadium, Auburn, Ala.	Nov. 5, 1994	38-21
5.	84,266	Penn State	Beaver Stadium, State College, Pa.	Sept. 28, 1985	17-10
6.	82,605	South Carolina	Williams-Brice Stadium, Columbia, S.C.	Sept. 18, 1999	21-3
7.	80,899	South Carolina	Williams-Brice Stadium, Columbia, S.C.	Sept. 6, 2014	33-23
8.	80,384	South Carolina	Williams-Brice Stadium, Columbia, S.C.	Sept. 17, 2016	20-15
9.	80,079	Alabama	Legion Field, Birmingham, Ala.	Oct. 17, 1998	23-22
10.	79,806	South Carolina	Williams-Brice Stadium, Columbia, S.C.	Sept. 21, 1996	23-7
11.	77,019	Georgia	Sanford Stadium, Athens, Ga.	Sept. 29, 1990	19-15
12.	77,006	South Carolina	Williams-Brice Stadium, Columbia, S.C.	Sept. 8, 2012	48-10
13.	73,943	Florida	Florida Field, Gainesville, Fla.	Oct. 22, 1983	24-17
14.	73,800	South Carolina	Williams-Brice Stadium, Columbia, S.C.	Oct. 27, 1984	42-20
15.	72,169	Virginia Tech	*Bank of America Stadium, Charlotte, N.C.	Aug. 30, 2008	27-22

ECU victories in **bold**; *denotes neutral site location

Single-Game Opponent Records

Individual

Most Rushing Yards

No.	Yds.	Att.	Avg.	Name	Team	Year
1.	349	43	8.1	Paul Palmer	Temple	1986
2.	337	25	13.5	Kay-Jay Harris	West Virginia	2004
3.	300	41	7.3	Joffrey Reynolds	Houston	2002
4.	260	30	8.7	Avon Cobourne	West Virginia	2002
5.	244	19	12.8	Sammie Smith	Florida State	1987
6.	234	41	5.7	DeMarco McCleskey	Cincinnati	1998
7.	226	39	5.7	DeAngelo Williams	Memphis	2005
8.	225	32	7.0	DeAngelo Williams	Memphis	2004
9.	224	25	8.9	Mercury Morris	W. Texas State	1967
10.	211	19	11.1	Kelvin Bryant	North Carolina	1981

Most Passing Yards

No.	Yds.	Att.-Cmp.	Name	Team	Year
1.	592	56-44	Chris Redman	Louisville	1998
2.	576	70-41	Byron Leftwich	Marshall	2001
3.	527	75-56	Case Keenum	Houston	2009
4.	451	61-39	Steve Taneyhill	South Carolina	1994
5.	436	44-29	Gunner Kiel	Cincinnati	2014

Most Receptions

No.	Rec.	Yds.	Avg.	Name	Team	Date
1.	19	241	12.7	James Cleveland	Houston	2009
2.	16	259	16.2	Chris Penn	Tulsa	1993
3.	15	124	8.3	Shaq Washington	Cincinnati	2015
	15	234	15.6	Denero Marriott	Marshall	2001
	15	214	14.3	Ibn Green	Louisville	1998
	15	206	13.7	Wilbert Ursin	Tulane	1991
7.	14	141	10.1	Tommy Shuler	Marshall	2012
	14	135	9.6	Damaris Johnson	Tulsa	2009
9.	13	100	7.7	Darius Joseph	SMU	2014
	13	154	11.8	Roydell Williams	Tulane	2001

Most Reception Yards

No.	Rec.	Yds.	Avg.	Name	Team	Date
1.	16	259	16.2	Chris Penn	Tulsa	1993
2.	19	241	12.7	James Cleveland	Houston	2009
3.	15	234	15.6	Denero Marriott	Marshall	2001
4.	15	214	14.3	Ibn Green	Louisville	1998
5.	15	206	13.7	Wilbert Ursin	Tulane	1991
6.	8	194	24.3	Michael Irvin	Miami (Fla.)	1986
	4	194	48.5	Jon Olinger	Cincinnati	2002
8.	9	189	21.0	Donnie Avery	Houston	2007
9.	7	183	26.1	Marlon Pearce	Cincinnati	1991
10.	6	173	28.8	Frank Sanders	Auburn	1994

Team

Most Rushing Yards

No.	Yds.	Team	Year
1.	536	West Virginia	2002
2.	521	Navy	2010
3.	512	Navy	2012
4.	480	Navy	2016
5.	478	West Virginia	2004
6.	454	Miami (Fla.)	1980
7.	426	Bowling Green	1971
8.	421	Syracuse	1992
9.	415	Navy	2015
	415	South Carolina	1990

Most Passing Yards

No.	Yds.	Team	Year
1.	615	Louisville	1998
2.	576	Marshall	2001
3.	527	Houston	2009
4.	456	UTEP	2007
	456	Florida State	1982
6.	454	UAB	2002
7.	451	South Carolina	1994
8.	436	Cincinnati	2014
9.	425	South Carolina	1997
10.	419	Marshall	2012

Most Yards Total Offense

No.	Yds.	Team	Year
1.	769	Louisville	1998
2.	706	Florida State	1982
3.	649	Marshall	2001
4.	645	Georgia Southern	1985
5.	639	Rice	2010
6.	634	Syracuse	1992
7.	633	Marshall	2012
8.	626	South Carolina	1990
9.	621	Houston	2008
	621	West Virginia	2004

Most Points Scored

No.	Yds.	Team	Year
1.	79	Guilford	1932
2.	76	Navy	2010
3.	66	Navy	2016
4.	65	Southern Miss	1968
5.	64	Marshall (20T)	2001
	64	Appalachian State	1939
7.	63	Louisville	1998
	63	Florida State	1980
9.	62	Rice	2010
10.	59	Marshall	2013
	59	Marshall	2012
	59	Louisville	2004
	59	Lenoir-Rhyne	1958

Dowdy-Ficklen Stadium Records



First Downs

Total First Downs

by ECU	39	vs. North Carolina, Sept. 20, 2014
by Opp.	39	by Louisville, Nov. 14, 1998

First Downs Passing

by ECU	23	vs. Syracuse, Sept. 5, 1992
by Opp.	29	by Houston, Dec. 5, 2009
	29	by Louisville, Nov. 14, 1998

First Downs Rushing

by ECU	28	vs. William & Mary, Nov. 12, 1983
by Opp.	28	by Navy, Oct. 27, 2012

First Downs by Penalty

by ECU	7	vs. Parsons, Sept. 14, 1968
by Opp.	6	by UCF, Dec. 4, 2014

Rushing

Attempts

by ECU	76	vs. Southern Illinois, Sept. 16, 1972
by Opp.	69	by Navy, Oct. 27, 2012
	69	by Temple, Sept. 28, 1985

Net Yards

by ECU	500	vs. Cincinnati, Oct. 10, 1987
by Opp.	521	by Navy, Nov. 6, 2010

Passing

Attempts

by ECU	77	vs. Syracuse, Sept. 5, 1992
by Opp.	75	by Houston, Dec. 5, 2009

Completions

by ECU	46	vs. Old Dominion, Aug. 31, 2013
by Opp.	56	by Houston, Dec. 5, 2009

Net Yards

by ECU	521	vs. Syracuse, Sept. 5, 1992
by Opp.	615	by Louisville, Nov. 14, 1998

Had Intercepted

by ECU	6	vs. Memphis, Oct. 2, 1993
by Opp.	7	by Western Carolina, Oct. 18, 1975

Total Offense

Plays

by ECU	102	vs. UCF, Oct. 1, 2016
by Opp.	103	by Georgia Southern, Sept. 22, 1984

Net Yards

by ECU	789	vs. North Carolina, Sept. 20, 2014
by Opp.	769	by Louisville, Nov. 14, 1998

Turnovers

Fumbles

by ECU	10	vs. VMI, Sept. 24, 1977
	10	vs. Dayton, Oct. 26, 1974
by Opp.	9	by East Tennessee State, Sept. 18, 1982

Fumbles Lost

by ECU	6	vs. VMI, Sept. 24, 1977
by Opp.	5	by Texas-Arlington, Sept. 30, 1978

Interceptions Made

by ECU	7	vs. Western Carolina, Oct. 18, 1975
by Opp.	6	by Memphis, Oct. 2, 1993

Interception Return Yards

by ECU	155	vs. Memphis, Sept. 16, 2006
by Opp.	176	by Southern Miss, Nov. 5, 2011

Penalties

Penalties

by ECU	18	vs. Tulane, Nov. 2, 1991
by Opp.	14	by Parsons, Sept. 14, 1968

Yards Penalized

by ECU	159	vs. Tulane, Nov. 2, 1991
by Opp.	182	by Parsons, Sept. 14, 1968

Punting

Punts

by ECU	13	vs. William & Mary, Sept. 21, 1968
by Opp.	11	by Illinois State, Sept. 23, 1989
	11	by Richmond, Nov. 10, 1979

Punting Yards

by ECU	427	vs. Virginia Tech, Oct. 21, 1989
by Opp.	434	by Richmond, Nov. 10, 1979

Average Per Punt

by ECU	52.5	vs. Navy, Oct. 27, 2012 (4 punts)
by Opp.	59.5	by Houston, Sept. 27, 2008 (2 punts)

Returns

Kickoff Returns

by ECU	12	vs. Navy, Nov. 6, 2010
by Opp.	11	by UTEP, Nov. 28, 2008

Kickoff Return Yards

by ECU	198	vs. Navy, Nov. 6, 2010
by Opp.	240	by UCF, Oct. 6, 2007

Punt Returns

by ECU	10	vs. Houston, 2000
by Opp.	9	by William & Mary, 1968

Punt Return Yards

by ECU	168	vs. Houston, Nov. 11, 2000
by Opp.	116	by Southern Miss, Nov. 5, 2011

Scoring

Points

by ECU	70	vs. North Carolina, Sept. 20, 2014
by Opp.	76	by Navy, Nov. 6, 2010

Combined Points

124	vs. Marshall, Nov. 23, 2012 (ECU 65, Marshall 59)
-----	--

Touchdowns

by ECU	10	vs. North Carolina, Sept. 20, 2014
--------	----	------------------------------------

PAT Kicks Made

by ECU	10	vs. North Carolina, Sept. 20, 2014
--------	----	------------------------------------

Two-Point Conversions Made

by ECU	2	vs. Southern Illinois, Oct. 9, 1976
--------	---	-------------------------------------

Field Goals Made

by ECU	4	four times, last vs. UTEP, Nov. 28, 2008
--------	---	--

Most Points in Season

by ECU	269	in 2013 (6 games)
by Opp.	234	in 2010 (6 games)

Fewest Points in Season

by ECU	43	in 1970 (4 games)
by Opp.	17	in 1963 (5 games)

Margin of Victory

by ECU	49	vs. UAB, Nov. 16, 2013 (63-14)
by Opp.	45	by Toledo, Sept. 11, 1971 (45-0)

Longest Winning Streak

by ECU	18	Oct. 30, 1971 (W, 26-13 vs. Furman) to Oct. 4, 1975 (L, 17-14 vs. Richmond)
--------	----	--

Longest Losing Streak

by ECU	9	Dec. 6, 2002 (L, 42-44 vs. Cincinnati) to Oct. 9, 2004 (W, 27-25 vs. Tulane)
--------	---	---

Yearly Results

Season	Overall			Conference				Conference	Coach	
	W-L-T	Pct.	PF	PA	W-L-T	Pct.	PF			PA
1932	0-5-0	.000	0	187					Kenneth Beatty	
1933	1-5-0	.167	6	98					Kenneth Beatty	
1934	1-4-1	.250	18	87					G.L. Mathis	
1935	3-3-0	.500	77	32					G.L. Mathis	
1936	3-2-0	.600	50	13					Bo Farley	
1937	2-5-0	.286	65	78					J.D. Alexander	
1938	1-6-1	.188	39	126					J.D. Alexander	
1939	0-8-0	.000	18	168					O.A. Hankner	
1940	5-3-0	.625	143	70					John Christenbury	
1941	7-0-0	1.000	159	20					John Christenbury	
1942-45	<i>No Games Played</i>									
1946	5-3-1	.611	158	58					Jim Johnson	
1947	3-6-0	.333	64	142	2-4-0	.300		North State Conference	Jim Johnson	
1948	0-9-0	.000	38	206				North State Conference	Jim Johnson	
1949	4-5-1	.450	207	177				North State Conference	Bill Dole	
1950	7-3-0	.700	252	142				North State Conference	Bill Dole	
1951	4-6-0	.400	184	220				North State Conference	Bill Dole	
1952	6-3-2	.636	225	132	4-1-1	.750		North State Conference	Jack Boone	
1953	8-2-0	.800	292	81	6-0-0	1.000		* North State Conference	Jack Boone	
1954	5-4-1	.550	144	105	3-2-0	.600		North State Conference	Jack Boone	
1955	4-5-0	.444	93	102	3-2-0	.600		North State Conference	Jack Boone	
1956	2-7-1	.250	118	269				North State Conference	Jack Boone	
1957	1-8-0	.111	73	218				North State Conference	Jack Boone	
1958	6-4-0	.600	142	145				North State Conference	Jack Boone	
1959	5-6-0	.455	269	171				North State Conference	Jack Boone	
1960	7-3-0	.700	144	92				North State Conference	Jack Boone	
1961	5-4-1	.550	151	139				Carolinas Conference	Jack Boone	
1962	5-4-0	.556	217	136					Clarence Stasavich	
1963	9-1-0	.900	230	54					Clarence Stasavich	
1964	9-1-0	.900	279	107				Southern Conference	Clarence Stasavich	
1965	9-1-0	.900	229	83	3-1-0	.750	83	47	Southern Conference	Clarence Stasavich
1966	4-5-1	.450	174	175	4-1-1	.750	126	67	* Southern Conference	Clarence Stasavich
1967	8-2-0	.800	253	178	4-1-0	.800	145	81	Southern Conference	Clarence Stasavich
1968	4-6-0	.400	175	244	2-2-0	.500	54	72	Southern Conference	Clarence Stasavich
1969	2-7-0	.222	108	204	1-3-0	.250	71	118	Southern Conference	Clarence Stasavich
1970	3-8-0	.273	136	253	2-2-0	.500	55	87	Southern Conference	Mike McGee
1971	4-6-0	.400	181	300	3-2-0	.600	101	106	Southern Conference	Sonny Randle
1972	9-2-0	.818	269	176	6-0-0	1.000	161	67	* Southern Conference	Sonny Randle
1973	9-2-0	.818	352	151	7-0-0	1.000	262	41	* Southern Conference	Sonny Randle
1974	7-4-0	.636	250	167	3-3-0	.500	131	107	Southern Conference	Pat Dye
1975	8-3-0	.727	296	154	4-2-0	.667	111	80	Southern Conference	Pat Dye
1976	9-2-0	.818	278	116	4-1-0	.800	128	66	* Southern Conference	Pat Dye
1977	8-3-0	.727	268	154					Pat Dye	
1978	9-3-0	.750	287	136					Pat Dye	
1979	7-3-1	.682	380	193					Pat Dye	
1980	4-7-0	.364	192	312					Ed Emory	
1981	5-6-0	.455	242	290					Ed Emory	
1982	7-4-0	.636	259	228					Ed Emory	
1983	8-3-0	.727	271	180					Ed Emory	
1984	2-9-0	.182	210	309					Ed Emory	
1985	2-9-0	.182	161	281					Art Baker	
1986	2-9-0	.182	197	364					Art Baker	
1987	5-6-0	.455	229	330					Art Baker	
1988	3-8-0	.273	281	325					Art Baker	
1989	5-5-1	.500	301	286					Bill Lewis	
1990	5-6-0	.455	254	267					Bill Lewis	
1991	11-1-0	.917	372	243					Bill Lewis	
1992	5-6-0	.455	289	367					Steve Logan	
1993	2-9-0	.182	175	329					Steve Logan	
1994	7-5-0	.583	303	233					Steve Logan	

Season	Overall			Conference				Coach	
	W-L-T	Pct.	PF	PA	W-L-T	Pct.	PF		PA
1995	9-3-0	.750	255	213					Steve Logan
1996	8-3-0	.727	316	214					Steve Logan
1997	5-6-0	.455	214	298	4-2-0	.667	148	131	Conference USA
1998	6-5-0	.545	274	297	3-3-0	.500	163	191	Conference USA
1999	9-3-0	.750	319	197	4-2-0	.667	191	133	Conference USA
2000	8-4-0	.667	330	229	5-2-0	.714	240	125	Conference USA
2001	6-6-0	.500	360	296	5-2-0	.714	252	184	Conference USA
2002	4-8-0	.333	335	399	4-4-0	.500	250	266	Conference USA
2003	1-11-0	.083	217	428	1-7-0	.125	174	280	Conference USA
2004	2-9-0	.182	231	439	2-6-0	.250	174	300	Conference USA
2005	5-6-0	.455	267	317	4-4-0	.500	194	232	Conference USA
2006	7-6-0	.538	280	270	5-3-0	.625	188	154	Conference USA
2007	8-5-0	.615	403	395	6-2-0	.750	294	227	Conference USA
2008	9-5-0	.643	328	295	6-2-0	.750	187	156	* Conference USA
2009	9-5-0	.643	378	307	7-1-0	.875	254	149	* Conference USA
2010	6-7-0	.462	478	572	5-3-0	.625	346	327	Conference USA
2011	5-7-0	.417	315	387	4-4-0	.500	210	244	Conference USA
2012	8-5-0	.615	409	411	7-1-0	.875	296	224	Conference USA
2013	10-3-0	.769	522	322	6-2-0	.750	326	190	Conference USA
2014	8-5-0	.615	466	336	5-3-0	.625	273	206	American Athletic
2015	5-7-0	.417	329	312	3-5-0	.375	204	188	American Athletic
2016	3-9-0	.250	324	433	1-7-0	.125	207	322	American Athletic
Totals	432-403-12	.517	18,349	17,683					

Notes: 1986 Temple game and 1989 Louisiana Tech game were forfeited to ECU due to use of an ineligible player. The school records reflect this change. It has no effect on coaching records; *denotes conference championship.

Pirates in the Final Polls

1991 Associated Press Poll

- Miami (Fla.)
- Nebraska
- Auburn
- Georgia
- Texas
- Florida
- Brigham Young
- Michigan
- Ohio State
- Illinois
- Clemson

- SMU
- Air Force
- Iowa
- Alabama
- West Virginia
- UCLA
- Pittsburgh
- Boston College
- 20. East Carolina**

1991 Associated Press Poll

- Washington
- Miami (Fla.)
- Penn State
- Florida State
- Alabama

- Michigan
- California
- Florida
- 9. East Carolina**
- Iowa
- Syracuse
- Notre Dame
- Texas A&M
- Oklahoma
- Tennessee
- Nebraska
- Clemson
- UCLA
- Georgia
- Colorado
- Tulsa

- Stanford
- Brigham Young
- Air Force
- N.C. State

1995 USA Today/ESPN Coaches Poll

- Nebraska
- Tennessee
- Florida
- Colorado
- Florida State
- Kansas State
- Northwestern
- Ohio State
- Virginia Tech

- Kansas
- Southern California
- Penn State
- Notre Dame
- Texas
- Texas A&M
- Syracuse
- Virginia
- Oregon
- Michigan
- Texas Tech
- Auburn
- Iowa
- 23. East Carolina**
- Toledo
- LSU

Retired Jersey Numbers

16

Robert Farris

Jersey number 16 was last worn by Robert Farris, a kicker from Falls Church, Va. Farris was killed in an automobile accident while returning to campus for fall practice prior to his senior season in 1967.



18

Norman Swindell

Jersey number 18 was last worn by Norman Swindell, a blocking back from New Bern, N.C. The most valuable player on the 1965 team, Swindell drowned near his home during the Christmas holidays following the 1965 season.



29

James Speight

Jersey number 29 was worn by James Speight, a running back from Greenville, N.C. The MVP of the 1957 and 1959 squads, Speight once held the school record for most points in a game with 26 and accounted for over 2,700 career rushing yards.



36

Roger Thrift

Jersey number 36 was worn by Roger Thrift, a record-setting quarterback from New Bern, N.C., that starred during the 1949 and 1950 seasons. He earned all-conference, all-state, and honorable mention Little All-America honors.

Coaching History

ECU Head Coaching Records

Seasons (#)	Head Coach	W	L	T	Pct.
2016 (1)	Scottie Montgomery	3	9	0	.250
2010-2015 (6)	Ruffin McNeill	42	34	0	.553
2005-2009 (5)	Skip Holtz	38	27	0	.585
2003-2004 (2)	John Thompson	3	20	0	.150
1992-2002 (11)	Steve Logan	69	58	0	.543
1989-1991 (3)	Bill Lewis	21	12	1	.632
1985-1988 (4)	Art Baker	12	32	0	.273
1980-1984 (5)	Ed Emory	26	29	0	.473
1974-1979 (6)	Pat Dye	48	18	1	.724
1971-1973 (3)	Sonny Randle	22	10	0	.688
1970 (1)	Mike McGee	3	8	0	.273
1962-1969 (8)	Clarence Stasavich	50	27	1	.647
1952-1961 (10)	Jack Boone	49	46	5	.515
1949-1951 (3)	Bill Dole	15	14	1	.517
1946-1948 (3)	Jim Johnson	8	18	1	.271
1940-1941 (2)	John Christenbury	12	3	0	.800
1939 (1)	O.A. Hanker	0	8	0	.000
1937-1938 (2)	J.D. Alexander	3	11	1	.233
1936 (1)	Bo Farley	3	2	0	.600
1934-1935 (2)	G.L. "Doc" Mathis	4	7	1	.375
1932-1933 (2)	Kenneth Beatty	1	10	0	.091



Clarence Stasavich (1962-1969)

50-27-1 (.647)

- Only coach to guide Pirates to three straight nine-win seasons
- Guided ECC into Southern Conference membership in 1965
- Also athletics director at East Carolina



Pat Dye (1974-1979)

48-18-1 (.724)

- Directed Pirates to at least seven wins in all six seasons at ECU
- Led ECU to an 8-3 mark in 1977, the first year as a Division I Independent



Steve Logan (1992-2002)

69-58-0 (.543)

- Currently ranks as the Pirates' all-time winningest coach
- Took ECU to five overall bowl games
- Led ECU to No. 23 ranking in the final 1995 USA Today/ESPN coaches poll



Skip Holtz (2005-2009)

38-27-0 (.585)

- Led ECU to back-to-back Conference USA Championships (2008-09)
- Pirates peaked at No. 14 in the 2008 Associated Press poll
- Guided ECU to an unprecedented four-straight bowl appearances

All-Time Assistant Coaches (1959-2016)

Adams, Deke (2016)	Lewis, Terry (1980-81)
Anderson, Ryan (2016)	Logan, Steve (1989-91)
Anderson, Wright (1974-76, 80-81)	Martin, Doug (1992-02)
Babich, Bob (1992-93)	Matlock, John (1971-72)
Baker, Art (1983)	Matous, Ken (1983-88)
Bankston, Rick (1975-76)	McGee, Jerry (1970)
Barrow, Robert (1983-84)	McGeoghan, Phil (2016)
Beckish, Larry (1982)	McGuire, Clay (2010-11)
Bell, Richard (1988)	McFarland, Robert (2004)
Bengla, Jim (1980-82)	McMahon, Greg (2005)
Berry, Todd (1992-95)	McMahon, Tom (1989)
Blount, Kermit (1983)	McManus, Jerry (1996-2004)
Brindise, Noah (2004)	McNeill, Ruffin (1992)
Brooks, Waverly (1983)	Mitchell, Brian (2010-12)
Brown, Watson (1974-75)	Moore, Shannon (2016)
Bullord, Harold (1962-68)	Murray, Don (1984-86)
Bustle, Ricky (1980-82)	Nelson, Gary (1980-81)
Cain, Bill (1986-88)	Nichol, Dave (2012-15)
Calloway, Neil (1978-79)	Nord, Greg (1990-91)
Cassidy, Mike (1990-91)	Norris, Lanny (1975-76)
Chambers, Wally (1985-86)	Novak, Frank (1973)
Christensen, Clyde (1986-88)	O'Cain, Mike (1985)
Cooper, Ron (1989)	Oden, Tony (2000-02)
Coyer, Larry (1993)	Odom, Jerry (2003-04)
Daisher, Ted (2001-02)	Orgel, Frank (1974-79)
Davis, Brad (2015)	Pagano, Chuck (1989, 1992-94)
Doll, Kirk (2012-15)	Parker, Norm (1980-82)
Driesbach, Chuck (1987-88)	Petersen, Tony (2016)
Elmastian, Phil (1983)	Petty, Phil (2005-09)
Elmquist, Charlie (1983-84)	Powers, Don (1985-88)
Farrington, Jeff (1983, 1985-86)	Prescott, Spencer (1981-82)
Fast, Garry (1980-81)	Price, Duane (2010-15)
Fela, Jeff (1988)	Ragazzo, Vito (1971-72)
Ferguson, Al (1970)	Randle, Sonny (1970)
Ferguson, Linwood (1984)	Reese, Carl (1970-73)
Fitch, Todd (2007-09)	Richt, Mark (1989)
Flaherty, Pat (1992)	Riley, Garrett (2015)
Fleming, Jim (1994-97)	Riley, Lincoln (2010-14)
Fuller, Jim (1974)	Roggeman, Thomas (2005-09)
Galloway, Lonnie (2003-04)	Sanders, Bob (1980-82)
Gantt, Bob (1962-69)	Scott, Willie (1994-98)
Gilbride, Kevin (1987-88)	Shankweiler, Steve (1987-91, 1998-2002, 2005-09)
Graves, Matt (2003-04)	Simmons, Dennis (2010-11)
Grieb, Ben (1974-75)	Slowik, Bob (1990-91)
Godette, Cary (1977-79, 1990-91)	Smith, Junior (1997, 2005-09)
Grimes, J.B. (2003)	Smith, Rick (2005-09, 2013-16)
Gudger, Jim (1980)	Steele, Dale (1989-94)
Hall, Wayne (1978-79)	Stockstill, Rick (2003)
Hallow, John (1984)	Tate, Fred (2003-04)
Hargreaves, Vernon (2007-09)	Thompson, Donnie (1987-88, 2005-06)
Herrin, Les (1985-87)	Thompson, Kenwick (2016)
Holland, Jim (1980-82)	Throckmorton, Tom (1983-84)
Hudson, Greg (2005-09)	Thurmond, Chris (1992-93)
Hutcherson, Ken (1975-79)	Tilghman, Terry (1996-2002)
Huxtable, Dave (1990-91, 1998-99)	Treadway, Ken (1995)
Jagodzinski, Jeff (1988-96)	Travathan, Henry (1970-80)
Janski, Steve (2003-04)	Troupe, Greg (1976-77)
Jette, Paul (1994-2000, 2002)	Van Der Hayden, Larry (1962-68, 1979)
Johnson, Ellis (1985-87)	Van Sant, Henry (1967-69)
Jones, Brandon (2010-14)	Wade, Geep (2016)
Jones, David (1982-84)	Wallace, Bobby (1977-79)
Kaufman, Art (2003-04)	Webster, James (1995-2000)
Kelly, Chuck (1997)	Welborn, Odell (1959-68, 1979)
Kelly, Tim (1989)	Weller, Gary (1981)
Kincaid, Al (1976-79)	Wiley, John (2010-15)
King, Antonio (2016)	Yanowski, Don (2001-02, 2006)
Kippus, Rex (1983-84)	Yellock, Marc (2010-15)
Kirkpatrick, Donnie (2005-15)	Yoshida, Cliff (1994-2001)
Klawitter, Warren (1973)	Zermelt, John (1982-86)
Kupec, Dick (1973-79)	
Leahy, Bob (2000-02)	
Lemon, Theo (1993)	

Current/former FBS/FCS head coaches in bold

Year-By-Year Results

1932

Oct. 29	at Presbyterian	L	0-39
Nov. 3	at Wake Forest Freshmen	L	0-20
Nov. 12	GUILFORD	L	0-79
Nov. 19	NC State FRESHMEN	L	0-28
Nov. 26	at Appalachian State	L	0-21

Coach: *Kenneth Beatty* **Record:** 0-5

1933

Oct. 6	at NC State Freshmen	L	0-18
Oct. 20	WAKE FOREST FRESHMEN	L	0-27
Oct. 28	at Guilford	L	0-32
Nov. 3	PRESBYTERIAN	L	0-8
Nov. 11	CAMPBELL	W	6-0
Nov. 25	APPALACHIAN STATE	L	0-14

Coach: *Kenneth Beatty* **Record:** 1-5

1934

Oct. 13	WINGATE	L	0-6
Oct. 20	at Appalachian State	L	6-27
Nov. 3	at Presbyterian	W	6-0
Nov. 12	LOUISBURG	L	6-7
Nov. 16	WILLIAM & MARY	T	0-0
Nov. 23	at Lenoir-Rhyne	L	0-47

Coach: *G.L. "Doc" Mathis* **Record:** 1-4-1

1935

Oct. 12	at Wingate	L	0-6
Oct. 26	OAK RIDGE	L	2-6
Nov. 9	CHOWAN	W	46-0
Nov. 16	at William & Mary	W	10-6
Nov. 23	APPALACHIAN STATE	L	6-14
Nov. 30	at Louisburg	W	13-0

Coach: *G.L. "Doc" Mathis* **Record:** 3-3

1936

Oct. 24	at Western Carolina	L	6-7
Oct. 30	WILLIAM & MARY	W	25-0
Nov. 6	DUKE B TEAM	W	14-6
Nov. 14	at Guilford	L	0-6
Nov. 21	LOUISBURG	W	19-0

Coach: *Bo Farley* **Record:** 3-2

1937

Oct. 2	GUILFORD	L	0-7
Oct. 9	at Campbell	L	6-7
Oct. 16	BELMONT ABBEY	L	7-19
Oct. 23	WESTERN CAROLINA	L	0-7
Oct. 30	at William & Mary	L	6-18
Nov. 6	HIGH POINT	W	19-7
Nov. 13	at Louisburg	W	27-13

Coach: *J.D. Alexander* **Record:** 2-5

1938

Oct. 1	at Belmont Abbey	L	0-19
Oct. 8	CAMPBELL	L	6-19
Oct. 15	at Western Carolina	W	7-6
Oct. 29	at High Point	L	7-20
Nov. 5	at Guilford	T	7-7
Nov. 11	WILLIAM & MARY	L	0-6
Nov. 19	APPALACHIAN STATE	L	6-18
Nov. 26	NORFOLK NAVY	L	7-32

Coach: *J.D. Alexander* **Record:** 1-6-1

1939

Sept. 30	at Kutztown State	L	6-20
Oct. 7	at Campbell	L	0-13
Oct. 13	WESTERN CAROLINA	L	6-12
Oct. 21	at William & Mary	L	0-7
Oct. 28	GUILFORD	L	0-20
Nov. 11	HIGH POINT	L	0-25
Nov. 18	at Appalachian State	L	0-64
Nov. 25	at Norfolk Navy	L	6-7

Coach: *O.A. Harker* **Record:** 0-8

1940

Sept. 28	KUTZTOWN STATE	W	14-6
Oct. 5	PRESBYTERIAN	W	40-0
Oct. 12	at William & Mary	W	18-0
Oct. 19	at Western Carolina	L	14-25
Oct. 26	NC STATE FRESHMEN	L	0-26
Nov. 2	at Guilford	W	13-0
Nov. 16	HIGH POINT	L	0-6
Nov. 22	at Newport News Apprentice	W	44-7

Coach: *John Christenbury* **Record:** 5-3

1941

Sept. 27	TUSCULUM	W	31-0
Oct. 10	NEWPORT NEWS APPRENTICE	W	39-0
Oct. 18	WESTERN CAROLINA	W	19-6
Oct. 24	NEWPORT NAVY	W	30-0
Oct. 31	at Erskine	W	14-7
Nov. 6	at Bergen	W	13-7
Nov. 13	at Belmont Abbey	W	13-0

Coach: *John Christenbury* **Record:** 7-0

1942-1945

NO GAMES PLAYED

1946

Sept. 30	at Presbyterian	W	20-0
Oct. 5	ATLANTIC CHRISTIAN	T	6-6
Oct. 12	at Elon	L	6-13
Oct. 19	ERSKINE	W	21-7
Oct. 26	NEWPORT NEWS	W	19-7
Nov. 9	at Atlantic Christian	W	26-6
Nov. 16	WESTERN CAROLINA	L	7-13
Nov. 23	LENOIR-RHYNE	L	0-6
Nov. 28	at Fort Bragg	W	53-0

Coach: *Jim Johnson* **Record:** 5-3-1

1947

Sept. 27	LENOIR-RHYNE	L 9-27
Oct. 4	at Atlantic Christian	W 12-7
Oct. 11	ELON	L 0-7
Oct. 18	at Erskine	L 0-13
Oct. 25	at Newport News Apprentice	W 14-6
Nov. 1	FORT BRAGG	W 12-2
Nov. 8	LITTLE CREEK, Va.	L 7-31
Nov. 22	at NC State Freshmen	L 12-20
Nov. 29	at Western Carolina	L 0-28

Coach: Jim Johnson

Record: 3-6

1948

Sept. 17	at Cherry Point Marines	L 6-13
Sept. 25	at Lenoir-Rhyne	L 6-26
Oct. 8	at Elon	L 0-6
Oct. 15	WESTERN CAROLINA	L 0-39
Oct. 22	at Newport News Apprentice	L 6-20
Oct. 29	DUKE B TEAM	L 13-19
Nov. 6	APPALACHIAN STATE	L 0-47
Nov. 13	HIGH POINT	L 7-30
Nov. 20	ATLANTIC CHRISTIAN	L 0-6

Coach: Jim Johnson

Record: 0-9

1949

Sept. 15	CHERRY POINT MARINES	W 24-0
Sept. 24	LENOIR-RHYNE	L 20-21
Oct. 1	at Hampden-Sydney	L 7-20
Oct. 8	at Elon	L 7-33
Oct. 15	at Western Carolina	L 6-19
Oct. 21	at Newport News Apprentice	W 26-21
Oct. 28	EDENTON FLYERS	W 67-0
Nov. 5	APPALACHIAN STATE	L 18-35
Nov. 12	at High Point	T 26-26
Nov. 19	ATLANTIC CHRISTIAN	W 6-2

Coach: Bill Dole

Record: 4-5-1

1950

Sept. 16	at Newport News Apprentice	W 21-7
Sept. 23	at Lenoir-Rhyne	W 27-19
Sept. 30	HAMPDEN-SYDNEY	L 26-38
Oct. 7	at Elon	L 16-26
Oct. 14	WESTERN CAROLINA	W 36-6
Oct. 20	at Guilford	W 26-7
Oct. 28	CHERRY POINT MARINES	W 20-12
Nov. 4	at Appalachian State	L 0-20
Nov. 11	HIGH POINT	W 26-0
Nov. 18	ATLANTIC CHRISTIAN	W 54-7

Coach: Bill Dole

Record: 7-3

1951

Sept. 15	at Southern Miss	L 0-40
Sept. 22	at Newport News Apprentice	W 32-6
Sept. 29	at Norfolk Navy	W 7-6
Oct. 6	ELON	L 20-34
Oct. 13	at Western Carolina	L 20-34
Oct. 20	GUILFORD	W 19-14
Oct. 27	LENOIR-RHYNE	L 14-41
Nov. 3	APPALACHIAN STATE	L 20-24
Nov. 10	at Cherry Point Marines	W 45-0
Nov. 24	at The Citadel	L 7-21

Coach: Bill Dole

Record: 4-6

1952

Sept. 13	NORFOLK NAVY	L 7-13
Sept. 20	NEWPORT NEWS APPRENTICE	W 37-6
Sept. 27	at Lenoir-Rhyne	L 6-7
Oct. 4	CATAWBA	T 7-7
Oct. 11	at Elon	W 25-9
Oct. 18	WESTERN CAROLINA	W 21-0
Oct. 25	GUILFORD	W 41-25
Nov. 1	at Appalachian State	W 22-19
Nov. 8	at Stetson	T 19-19
Nov. 15	WEST VIRGINIA TECH	W 34-7
Dec. 13	Clarion State (Lions Bowl)	L 6-13

Coach: Jack Boone

Record: 6-3-2

1953

Sept. 19	WILSON TEACHERS	W 41-0
Sept. 26	LENOIR-RHYNE	W 34-0
Oct. 3	at Catawba	W 13-6
Oct. 10	ELON	W 45-25
Oct. 17	at Western Carolina	W 26-7
Oct. 24	GUILFORD	W 40-0
Oct. 31	APPALACHIAN STATE	W 40-7
Nov. 7	at Tampa	L 13-18
Nov. 14	at Stetson	W 40-6
Jan. 2	MORRIS-HARVEY (Elks Bowl)	L 0-12

Coach: Jack Boone

Record: 8-2

1954

Sept. 11	NORFOLK NAVY	W 21-0
Sept. 18	WEST CHESTER	L 4-6
Sept. 25	at Lenoir-Rhyne	W 7-6
Oct. 2	CATAWBA	W 26-7
Oct. 9	at Elon	L 6-20
Oct. 16	WESTERN CAROLINA	W 27-13
Oct. 23	EAST TENNESSEE STATE	T 6-6
Oct. 30	at Appalachian State	L 7-13
Nov. 6	at Tampa	L 14-27
Nov. 13	STETSON	W 26-7

Coach: Jack Boone

Record: 5-4-1

1955

Sept. 10	NORFOLK NAVY	W	6-0
Sept. 17	at West Chester	L	0-9
Sept. 24	LENOIR-RHYNE	L	6-7
Oct. 1	at Catawba	L	7-13
Oct. 8	ELON	W	13-0
Oct. 15	at Western Carolina	W	14-6
Oct. 22	at East Tennessee State	L	20-34
Oct. 29	APPALACHIAN STATE	W	13-0
Nov. 5	TAMPA	L	14-33

Coach: Jack Boone

Record: 4-5

1956

Sept. 8	NORFOLK NAVY	L	19-20
Sept. 15	at Virginia Tech	L	2-37
Sept. 22	STETSON	T	7-7
Sept. 29	CATAWBA	L	13-23
Oct. 6	at Elon	W	19-7
Oct. 13	WESTERN CAROLINA	W	20-19
Oct. 20	MORRIS-HARVEY	L	0-28
Oct. 27	at Appalachian State	L	19-22
Nov. 3	at Lenoir-Rhyne	L	12-57
Nov. 17	RICHMOND	L	7-45

Coach: Jack Boone

Record: 2-7-1

1957

Sept. 18	at Richmond	L	7-40
Sept. 28	DAVIDSON	L	7-19
Oct. 5	at Catawba	L	14-36
Oct. 12	ELON	L	12-21
Oct. 19	at Western Carolina	L	7-20
Oct. 26	NEWBERRY	L	7-20
Nov. 2	APPALACHIAN STATE	L	6-7
Nov. 9	LENOIR-RHYNE	L	7-55
Nov. 16	at Presbyterian	W	6-0

Coach: Jack Boone

Record: 1-8

1958

Sept. 13	EMORY & HENRY	W	12-0
Sept. 20	PRESBYTERIAN	L	16-24
Oct. 4	CATAWBA	W	6-0
Oct. 11	at Elon	W	14-6
Oct. 18	WESTERN CAROLINA	W	18-7
Oct. 25	at Newberry	L	6-28
Nov. 1	at Appalachian State	L	0-14
Nov. 8	at Lenoir-Rhyne	L	14-59
Nov. 15	RANDOLPH-MACON	W	36-6
Nov. 27	GUILFORD	W	20-0

Coach: Jack Boone

Record: 6-4

1959

Sept. 12	at Presbyterian	L	13-18
Sept. 19	ALBRIGHT	W	45-0
Sept. 26	at Guilford	W	27-0
Oct. 3	at Catawba	W	34-7
Oct. 10	ELON	W	31-8
Oct. 17	at Western Carolina	L	14-34
Oct. 24	at Newberry	L	7-34
Oct. 31	APPALACHIAN STATE	L	0-28
Nov. 7	LENOIR-RHYNE	L	21-22
Nov. 14	NEWPORT NEWS APPRENTICE	W	74-0
Nov. 21	at Wofford	L	13-20

Coach: Jack Boone

Record: 5-6

1960

Sept. 17	NEWPORT NEWS APPRENTICE	W	21-6
Sept. 24	GUILFORD	W	7-0
Oct. 1	CATAWBA	W	28-0
Oct. 8	at Elon	W	14-8
Oct. 15	WESTERN CAROLINA	W	7-6
Oct. 22	NEWBERRY	W	21-0
Oct. 29	at Appalachian State	L	17-21
Nov. 5	at Lenoir-Rhyne	L	0-17
Nov. 12	PRESBYTERIAN	L	7-27
Nov. 19	RICHMOND	W	22-7

Coach: Jack Boone

Record: 7-3

1961

Sept. 16	INDIANA STATE	W	19-6
Sept. 23	at Guilford	W	17-15
Sept. 30	at Catawba	W	16-0
Oct. 7	ELON	W	22-20
Oct. 14	WESTERN CAROLINA	L	6-7
Oct. 21	at Newberry	W	13-7
Oct. 28	at Appalachian State	L	14-16
Nov. 4	LENOIR-RHYNE	L	19-24
Nov. 11	at Furman	L	8-29
Nov. 18	WOFFORD	T	20-20

Coach: Jack Boone

Record: 5-4-1

1962

Sept. 15	at Richmond	5,500	L	26-27
Sept. 29	CATAWBA	6,500	W	15-14
Oct. 6	at Elon	3,800	L	19-23
Oct. 13	at Western Carolina	5,800	L	16-20
Oct. 20	NEWBERRY	9,000	W	36-8
Oct. 27	APPALACHIAN STATE	4,000	W	29-16
Nov. 3	at Lenoir-Rhyne	7,500	L	6-7
Nov. 17	at Wofford	3,700	W	41-9
Nov. 24	EASTERN KENTUCKY	3,100	W	29-12

Coach: Clarence Stasavich

Record: 5-4

1963

Sept. 14	at Richmond	9,500	L	7-10
Sept. 21	WAKE FOREST	17,000	W	20-10
Sept. 28	WOFFORD	3,500	W	34-7
Oct. 5	at Presbyterian	4,500	W	24-7
Oct. 12	ELON	9,000	W	6-0
Oct. 19	WESTERN CAROLINA	11,500	W	50-0
Nov. 2	at The Citadel	7,500	W	20-6
Nov. 9	LENOIR-RHYNE	10,500	W	28-0
Nov. 23	at Tampa	6,800	W	14-8
Dec. 14	Northeastern (Eastern Bowl)	2,700	W	27-6

Coach: Clarence Stasavich

Record: 9-1

1964

Sept. 12	CATAWBA	7,000	W	25-0
Sept. 19	at West Chester	8,000	W	33-7
Sept. 26	HOWARD	13,000	W	31-20
Oct. 10	at Wofford	6,000	W	21-0
Oct. 17	at Lenoir-Rhyne	7,000	W	33-14
Oct. 24	RICHMOND	13,000	L	20-22
Oct. 31	at The Citadel	11,400	W	19-10
Nov. 7	at Furman	5,000	W	34-14
Nov. 14	PRESBYTERIAN	14,322	W	49-8
Dec. 12	Massachusetts (Tangerine Bowl)	7,500	W	14-13

Coach: Clarence Stasavich

Record: 9-1

1965

Sept. 25	WEST CHESTER	13,500	W	27-6
Oct. 2	at Furman	4,000	L	7-14
Oct. 9	at Richmond	5,500	W	34-13
Oct. 16	at Louisville	8,800	W	34-20
Oct. 23	THE CITADEL	13,800	W	21-0
Oct. 30	at Northeast Louisiana	2,000	W	45-0
Nov. 6	LENOIR-RHYNE	16,332	W	44-0
Nov. 13	GEORGE WASHINGTON	13,202	W	21-0
Nov. 20	at Howard	3,000	W	35-10
Dec. 11	Maine (Tangerine Bowl)	8,350	W	31-0

Coach: Clarence Stasavich

Record: 9-1

Southern Conference: 3-1

1966

Sept. 17	at William & Mary	10,000	T	7-7
Sept. 24	NORTHEAST LOUISIANA	14,003	L	14-21
Oct. 1	FURMAN	8,235	W	17-0
Oct. 8	DAVIDSON	16,903	W	40-7
Oct. 15	at George Washington	7,200	L	7-20
Oct. 22	at The Citadel	10,400	W	27-17
Oct. 29	at Southern Illinois	14,000	L	13-31
Nov. 12	RICHMOND	8,212	W	28-16
Nov. 19	SOUTHERN MISS	12,811	L	14-35
Nov. 25	at Louisville	4,000	L	7-12

Coach: Clarence Stasavich

Record: 4-5-1

Southern Conference: 4-1-1

1967

Sept. 16	at William & Mary	4,000	W	27-7
Sept. 24	at Richmond	8,000	W	23-7
Sept. 30	at Davidson	9,700	W	42-17
Oct. 7	SOUTHERN ILLINOIS	14,500	W	21-8
Oct. 14	LOUISVILLE	11,118	W	18-13
Oct. 21	at Parsons	9,000	W	27-26
Oct. 28	THE CITADEL	17,211	L	19-21
Nov. 4	FURMAN	9,123	W	34-29
Nov. 11	WEST TEXAS STATE	12,553	L	13-37
Nov. 18	at Marshall	4,500	W	29-13

Coach: Clarence Stasavich

Record: 8-2

Southern Conference: 4-1

1968

Sept. 14	PARSONS	16,687	W	37-7
Sept. 21	WILLIAM & MARY	14,500	L	0-14
Sept. 28	at Louisiana Tech	12,000	L	7-35
Oct. 5	at Southern Miss	12,500	L	0-65
Oct. 26	RICHMOND	12,500	L	7-31
Nov. 2	at Furman	6,500	W	24-13
Nov. 9	TAMPA	15,000	L	21-28
Nov. 16	MARSHALL	7,500	W	49-20
Nov. 23	at The Citadel	13,845	W	23-14
Nov. 30	at East Tennessee State	2,000	L	7-17

Coach: Clarence Stasavich

Record: 4-6

Southern Conference: 2-2

1969

Sept. 20	at East Tennessee State	5,500	L	0-7
Sept. 27	LOUISIANA TECH	13,500	L	6-24
Oct. 4	THE CITADEL	11,500	L	13-31
Oct. 18	at Richmond	6,500	L	7-24
Oct. 25	at Southern Illinois	12,500	W	17-3
Nov. 1	FURMAN	2,000	W	24-21
Nov. 8	DAVIDSON	15,337	L	27-42
Nov. 15	at Marshall	5,500	L	7-38
Nov. 22	SOUTHERN MISS	3,500	L	7-14

Coach: Clarence Stasavich

Record: 2-7

Southern Conference: 1-3

1970

Sept. 12	at Toledo	14,106	L	2-35
Sept. 19	EAST TENNESSEE STATE	13,042	L	0-10
Sept. 26	at The Citadel	17,420	L	0-31
Oct. 3	at West Texas State	11,000	L	30-42
Oct. 10	at NC State	28,350	L	6-23
Oct. 17	SOUTHERN ILLINOIS	16,271	L	12-14
Oct. 24	at Richmond	14,500	L	12-38
Oct. 31	at Furman	5,000	W	7-0
Nov. 7	WEST VIRGINIA	10,240	L	14-28
Nov. 14	MARSHALL	8,711	W	17-14
Nov. 28	at Davidson	2,500	W	36-18

Coach: Mike McGee

Record: 3-8

Southern Conference: 2-2

1971

Sept. 11	TOLEDO	16,500	L	0-45
Sept. 18	WILLIAM & MARY	15,200	L	10-28
Sept. 25	at Bowling Green	14,689	L	21-47
Oct. 2	THE CITADEL	12,232	W	31-25
Oct. 9	RICHMOND	14,235	L	7-14
Oct. 16	at West Virginia	27,000	L	21-44
Oct. 23	at NC State	18,000	W	31-15
Oct. 30	FURMAN	13,186	W	26-13
Nov. 6	DAVIDSON	17,732	W	27-26
Nov. 13	at Tampa	17,092	L	7-43

Coach: *Sonny Randle*

Record: 4-6

Southern Conference: 3-2

1972

Sept. 9	at VMI	4,600	W	30-3
Sept. 16	SOUTHERN ILLINOIS	16,509	W	16-0
Sept. 23	APPALACHIAN STATE	16,410	W	35-7
Oct. 7	at Richmond	7,500	W	21-0
Oct. 14	THE CITADEL	15,320	W	27-21
Oct. 21	at NC State	39,300	L	16-38
Oct. 28	at Furman	6,500	W	27-21
Nov. 4	CHATTANOOGA	17,786	W	33-7
Nov. 11	at William & Mary	15,000	W	21-15
Nov. 18	DAYTON	10,200	W	24-22
Nov. 25	at North Carolina	31,600	L	19-42

Coach: *Sonny Randle*

Record: 9-2

Southern Conference: 6-0

1973

Sept. 8	at NC State	45,000	L	8-57
Sept. 15	at Southern Miss	10,800	W	13-0
Sept. 22	at Southern Illinois	9,500	W	42-25
Sept. 29	FURMAN	16,270	W	14-3
Oct. 6	at Davidson	6,000	W	45-0
Oct. 13	VMI	14,550	W	42-7
Oct. 20	at The Citadel	13,300	W	34-0
Oct. 27	at North Carolina	41,500	L	27-28
Nov. 3	WILLIAM & MARY	18,100	W	34-3
Nov. 10	RICHMOND	21,251	W	44-14
Nov. 17	APPALACHIAN STATE	14,181	W	49-14

Coach: *Sonny Randle*

Record: 9-2

Southern Conference: 7-0

1974

Sept. 14	BOWLING GREEN	16,500	W	24-6
Sept. 21	EAST TENNESSEE STATE	16,226	W	24-8
Sept. 28	SOUTHERN ILLINOIS	15,525	W	17-16
Oct. 5	at NC State	42,800	L	20-24
Oct. 12	at Furman	16,800	W	15-12
Oct. 19	at Appalachian State	11,259	L	21-23
Oct. 26	DAYTON	14,674	W	34-6
Nov. 2	THE CITADEL	19,450	W	41-21
Nov. 9	at Richmond	14,000	L	20-28
Nov. 16	at William & Mary	8,500	W	31-10
Nov. 23	at VMI	8,100	L	3-13

Coach: *Pat Dye*

Record: 7-4

Southern Conference: 3-3

1975

Sept. 6	at NC State	47,500	L	3-26
Sept. 13	at Appalachian State	13,000	L	25-41
Sept. 20	WILLIAM & MARY	15,542	W	20-0
Sept. 27	at Southern Illinois	8,614	W	41-7
Oct. 4	RICHMOND	16,542	L	14-17
Oct. 11	at The Citadel	16,842	W	3-0
Oct. 18	WESTERN CAROLINA	16,487	W	42-14
Oct. 25	at North Carolina	42,000	W	38-17
Nov. 1	FURMAN	15,414	W	21-10
Nov. 8	at Virginia	21,950	W	61-10
Nov. 22	VMI	13,689	W	28-12

Coach: *Pat Dye*

Record: 8-3

Southern Conference: 4-2

1976

Sept. 11	SOUTHERN MISS	17,400	W	48-0
Sept. 18	at NC State	49,700	W	23-14
Sept. 25	at William & Mary	13,500	W	20-19
Oct. 2	THE CITADEL	18,250	W	22-3
Oct. 9	SOUTHERN ILLINOIS	16,200	W	49-14
Oct. 16	at VMI	7,700	W	17-3
Oct. 23	at North Carolina	49,000	L	10-12
Oct. 30	WESTERN CAROLINA	21,506	W	24-17
Nov. 6	at Richmond	15,500	W	20-10
Nov. 13	at Furman	13,600	L	10-17
Nov. 20	APPALACHIAN STATE	15,335	W	35-7

Coach: *Pat Dye*

Record: 9-2

Southern Conference: 4-1

1977

Sept. 3	at NC State	49,200	W	28-23
Sept. 10	at Duke	38,200	W	17-16
Sept. 17	at Toledo	12,127	W	22-9
Sept. 24	VMI	23,581	W	14-13
Oct. 1	at South Carolina	52,813	L	16-19
Oct. 8	SOUTHERN ILLINOIS	25,251	W	33-0
Oct. 15	RICHMOND	19,010	W	35-14
Oct. 22	at The Citadel	13,520	W	34-16
Oct. 29	SOUTHWESTERN LOUISIANA	16,662	L	7-9
Nov. 5	at Appalachian State	10,419	W	45-14
Nov. 12	William & Mary (at Norfolk, Va.)	20,863	L	17-21

Coach: *Pat Dye*

Record: 8-3

1978

Sept. 2	WESTERN CAROLINA	31,251	W	14-6
Sept. 9	at NC State	50,800	L	13-29
Sept. 16	at North Carolina	51,150	L	10-14
Sept. 23	at Southwestern Louisiana	14,103	W	38-9
Sept. 30	TEXAS-ARLINGTON	25,986	W	23-17
Oct. 7	at VMI	6,900	W	19-6
Oct. 14	at Southern Miss	15,632	L	16-17
Oct. 21	Richmond (at Norfolk, Va.)	23,000	W	21-14
Nov. 4	APPALACHIAN STATE	19,726	W	33-8
Nov. 11	WILLIAM & MARY	26,231	W	20-3
Nov. 18	MARSHALL	22,450	W	45-0
Dec. 16	Louisiana Tech (Independence Bowl)	18,200	W	35-13

Coach: *Pat Dye*

Record: 9-3

1979

Sept. 1	WESTERN CAROLINA	25,500	W	31-6
Sept. 8	at NC State	53,400	L	20-34
Sept. 15	at Duke	33,800	L	14-28
Sept. 22	at Wake Forest	28,751	L	20-23
Sept. 29	VMI	20,201	W	45-10
Oct. 13	THE CITADEL	28,751	W	49-7
Oct. 27	at North Carolina	49,700	T	24-24
Nov. 3	at Appalachian State	13,815	W	38-21
Nov. 10	RICHMOND	18,741	W	52-10
Nov. 17	NORTH TEXAS STATE	23,500	W	49-16
Nov. 24	at William & Mary	9,100	W	38-14

Coach: Pat Dye

Record: 7-3-1

1980

Sept. 6	at Duke	27,400	W	35-10
Sept. 13	SOUTHWESTERN LOUISIANA	29,631	L	21-27
Sept. 20	at Florida State	50,547	L	7-63
Sept. 27	SOUTHERN MISS	20,037	L	7-35
Oct. 11	at Richmond	10,600	W	24-22
Oct. 18	WESTERN CAROLINA	21,300	W	24-14
Oct. 25	at North Carolina	48,100	L	3-31
Nov. 1	WILLIAM & MARY	18,600	W	31-23
Nov. 8	at Miami (Fla.)	11,048	L	10-23
Nov. 15	EASTERN KENTUCKY	10,021	L	16-28
Nov. 22	at NC State	46,200	L	14-36

Coach: Ed Emory

Record: 4-7

1981

Sept. 5	WESTERN CAROLINA	24,873	W	42-6
Sept. 12	at North Carolina	51,300	L	0-56
Sept. 19	at NC State	52,200	L	10-31
Sept. 26	TOLEDO	21,137	W	28-24
Oct. 3	at Duke	18,250	L	14-24
Oct. 10	at Richmond (Tobacco Bowl)	12,621	W	17-13
Oct. 17	at Southwestern Louisiana	13,378	W	35-31
Oct. 24	MIAMI (Fla.)	20,282	L	6-35
Oct. 31	at West Virginia	41,364	L	3-20
Nov. 7	EAST TENNESSEE STATE	21,342	W	66-23
Nov. 14	WILLIAM & MARY	15,842	L	21-31

Coach: Ed Emory

Record: 5-6

1982

Sept. 11	at NC State	55,200	L	26-33
Sept. 18	EAST TENNESSEE STATE	22,127	W	30-0
Sept. 25	CENTRAL MICHIGAN	18,750	W	24-6
Oct. 2	at Missouri	50,848	L	9-28
Oct. 9	RICHMOND	19,521	W	35-14
Oct. 16	at Florida State	46,283	L	17-56
Oct. 23	ILLINOIS STATE	26,771	W	21-0
Oct. 30	at West Virginia	50,616	L	3-30
Nov. 6	at Texas-Arlington	4,388	W	40-24
Nov. 13	at William & Mary	10,800	W	31-27
Nov. 20	at Temple	6,135	W	23-10

Coach: Ed Emory

Record: 7-4

1983

Sept. 3	at Florida State	46,261	L	46-47
Sept. 10	at NC State	57,700	W	22-16
Sept. 17	MURRAY STATE	28,123	W	50-25
Oct. 1	at Missouri	48,268	W	13-6
Oct. 8	SOUTHWESTERN LOUISIANA	27,345	W	21-18
Oct. 15	at Temple	5,461	W	24-11
Oct. 22	at Florida	73,943	L	17-24
Oct. 29	EAST TENNESSEE STATE	33,767	W	21-9
Nov. 5	at Miami (Fla.)	39,255	L	7-12
Nov. 12	WILLIAM & MARY	24,731	W	40-6
Nov. 19	at Southern Miss	21,000	W	10-6

Coach: Ed Emory

Record: 8-3

1984

Sept. 1	at Florida State	54,211	L	17-48
Sept. 8	TEMPLE	31,479	L	0-17
Sept. 15	at Central Michigan	23,249	L	12-17
Sept. 22	GEORGIA SOUTHERN	25,137	W	34-27
Sept. 29	at NC State	57,300	L	22-31
Oct. 6	at Pittsburgh	26,475	L	10-17
Oct. 13	at Tulsa	16,674	L	20-31
Oct. 20	EAST TENNESSEE STATE	27,119	W	24-6
Oct. 27	at South Carolina	73,800	L	20-42
Nov. 3	at Southwestern Louisiana	23,357	L	24-42
Nov. 10	SOUTHERN MISS	21,237	L	27-31

Coach: Ed Emory

Record: 2-9

1985

Sept. 7	at NC State	58,300	W	33-14
Sept. 14	SOUTHWEST TEXAS STATE	28,411	W	27-16
Sept. 21	at Penn State	84,266	L	10-17
Sept. 28	TEMPLE	32,087	L	7-21
Oct. 5	MIAMI (Fla.)	34,511	L	15-27
Oct. 12	at Southwestern Louisiana	16,228	L	14-16
Oct. 26	SOUTH CAROLINA	35,047	L	10-52
Nov. 2	at Southern Miss	23,496	L	0-27
Nov. 9	at Auburn	65,600	L	10-35
Nov. 16	TULSA	23,126	L	20-21
Dec. 7	at LSU	65,660	L	15-35

Coach: Art Baker

Record: 2-9

1986

Sept. 6	at NC State	58,650	L	10-38
Sept. 13	WEST VIRGINIA	33,857	L	21-24
Sept. 20	at Auburn	62,000	L	0-45
Sept. 27	at Penn State	84,774	L	17-42
Oct. 4	SOUTHWESTERN LOUISIANA	27,726	L	10-21
Oct. 11	at Temple#	15,384	L	28-45
Oct. 18	GEORGIA SOUTHERN	27,121	W	35-33
Oct. 25	at South Carolina	68,327	L	3-38
Nov. 1	SOUTHERN MISS	18,127	L	21-23
Nov. 15	CINCINNATI	16,258	W	32-19
Nov. 27	at Miami (Fla.)	30,202	L	10-36

Coach: Art Baker

Record: 2-9

#forfeited to ECU (ineligible player)

1987

Sept. 5	at NC State	56,800	W	32-14
Sept. 12	FLORIDA STATE	33,937	L	3-44
Sept. 19	at Illinois	62,045	L	10-20
Sept. 26	GEORGIA SOUTHERN	27,411	W	16-13
Oct. 3	at West Virginia	36,630	L	0-49
Oct. 10	CINCINNATI	26,371	W	56-28
Oct. 17	at Virginia Tech	38,300	W	32-23
Oct. 24	at South Carolina	69,131	L	12-34
Oct. 31	MIAMI (Fla.)	31,791	L	3-41
Nov. 7	TEMPLE	19,327	W	31-26
Nov. 14	at Southern Miss	11,023	L	34-38

Coach: Art Baker

Record: 5-6

1988

Sept. 3	TENNESSEE TECH	29,702	W	52-13
Sept. 10	at Virginia Tech	37,200	L	16-27
Sept. 17	at South Carolina	66,000	L	0-17
Sept. 24	SOUTHERN MISS	28,240	L	42-45
Oct. 1	SOUTHWESTERN LOUISIANA	18,750	L	36-48
Oct. 8	WEST VIRGINIA	33,786	L	10-30
Oct. 15	at Florida State	56,391	L	21-45
Oct. 22	SYRACUSE	16,450	L	14-38
Oct. 29	MIAMI (Fla.)	29,400	L	7-31
Nov. 5	at Temple	8,018	W	34-17
Nov. 19	at Cincinnati	2,364	W	49-14

Coach: Art Baker

Record: 3-8

1989

Sept. 9	BOWLING GREEN	33,412	W	41-6
Sept. 16	at Cincinnati	18,153	W	21-14
Sept. 23	ILLINOIS STATE	30,245	W	56-10
Sept. 30	LOUISIANA TECH#	25,462	T	29-29
Oct. 7	at South Carolina	65,600	L	14-47
Oct. 21	VIRGINIA TECH	35,100	W	14-10
Oct. 28	at Syracuse	48,731	L	16-18
Nov. 4	at Miami (Fla.)	35,159	L	10-40
Nov. 11	TEMPLE	24,112	W	31-24
Nov. 18	at Pittsburgh	21,862	L	42-47
Nov. 25	at Southern Miss	11,189	L	27-41

Coach: Bill Lewis

Record: 5-5-1

#forfeited to ECU (ineligible player)

1990

Sept. 1	LOUISIANA TECH	30,690	W	27-17
Sept. 8	at Florida State	61,983	L	24-45
Sept. 15	VIRGINIA TECH	33,810	L	23-24
Sept. 22	at Southwestern Louisiana	19,524	W	20-10
Sept. 29	at Georgia	77,019	L	15-19
Oct. 6	SOUTHERN MISS	31,305	L	7-16
Oct. 13	at South Carolina	62,000	L	7-37
Oct. 20	CINCINNATI	27,380	W	56-32
Oct. 27	at Temple	24,612	L	27-30
Nov. 3	at Memphis	16,291	W	24-17
Nov. 10	NORTHERN ILLINOIS	20,100	W	24-20

Coach: Bill Lewis

Record: 5-6

1991

Aug. 31	at Illinois	46,313	L	31-38
Sept. 14	MEMPHIS	32,382	W	20-13
Sept. 21	at UCF	20,049	W	47-25
Sept. 28	SOUTH CAROLINA	33,100	W	31-20
Oct. 5	AKRON	27,500	W	56-20
Oct. 12	at Syracuse	37,767	W	23-20
Oct. 26	PITTSBURGH	36,000	W	24-23
Nov. 2	TULANE	31,126	W	38-28
Nov. 9	at Southern Miss	18,117	W	48-20
Nov. 16	at Virginia Tech	48,317	W	24-17
Nov. 23	at Cincinnati	8,574	W	30-19
Jan. 1	NC State (Peach Bowl)	59,322	W	37-34

Coach: Bill Lewis

Record: 11-1

1992

Sept. 5	SYRACUSE	36,500	L	21-42
Sept. 12	VIRGINIA TECH	35,121	W	30-27
Sept. 19	at South Carolina	60,030	W	20-18
Sept. 26	at Bowling Green	12,512	L	34-44
Oct. 10	at Duke	34,100	L	14-45
Oct. 17	CINCINNATI	34,126	W	42-21
Oct. 24	at Pittsburgh	25,766	W	37-31
Oct. 29	SOUTHERN MISS	33,249	L	21-38
Nov. 7	at West Virginia	41,139	L	28-41
Nov. 14	ARKANSAS STATE	25,072	W	35-18
Nov. 21	at Memphis	17,345	L	7-42

Coach: Steve Logan

Record: 5-6

1993

Sept. 9	SYRACUSE	33,050	L	22-41
Sept. 18	UCF	30,867	W	41-17
Sept. 25	at Washington	72,108	L	0-35
Oct. 2	MEMPHIS	25,332	L	7-34
Oct. 9	at South Carolina	62,307	L	3-27
Oct. 16	LOUISIANA TECH	27,103	W	31-28
Oct. 23	at Southern Miss	15,227	L	16-24
Oct. 30	at Virginia Tech	34,306	L	12-31
Nov. 6	TULSA	18,130	L	26-52
Nov. 13	at Kentucky	34,500	L	3-6
Nov. 20	at Cincinnati	20,229	L	14-34

Coach: Steve Logan

Record: 2-9

1994

Sept. 10	at Duke	36,420	L	10-13
Sept. 17	at Temple	9,137	W	31-14
Sept. 24	SYRACUSE	33,127	L	18-21
Oct. 1	SOUTHERN MISS	32,867	W	31-10
Oct. 8	at South Carolina	70,075	W	56-42
Oct. 15	VIRGINIA TECH	34,741	L	20-27
Oct. 22	at Tulsa	24,811	W	28-21
Oct. 29	CINCINNATI	33,287	W	35-21
Nov. 5	at Auburn	84,738	L	21-38
Nov. 12	UCF	25,783	W	23-20
Nov. 19	at Memphis	23,355	W	30-6
Dec. 30	Illinois (St. Jude Liberty Bowl)	33,280	L	0-30

Coach: Steve Logan

Record: 7-5

1995

Sept. 2	at Tennessee	95,416	L 7-27
Sept. 9	at Syracuse	39,547	W 27-24
Sept. 16	CENTRAL MICHIGAN	33,021	W 30-17
Sept. 23	at Illinois	60,545	L 0-7
Sept. 30	WEST VIRGINIA	34,108	W 23-20
Oct. 7	at Cincinnati	14,126	L 10-13
Oct. 21	TEMPLE	31,225	W 32-22
Oct. 28	at Southern Miss	21,293	W 36-34
Nov. 4	at Army	31,743	W 31-25
Nov. 11	TULSA	26,410	W 28-7
Nov. 18	MEMPHIS	27,125	W 31-17
Dec. 30	Stanford (St. Jude Liberty Bowl)	47,398	W 19-13

Coach: Steve Logan

Record: 9-3

1996

Sept. 7	EAST TENNESSEE STATE	25,512	W 45-21
Sept. 14	at West Virginia	50,129	L 9-10
Sept. 21	at South Carolina	79,806	W 23-7
Sept. 28	UCF	34,121	W 28-7
Oct. 10	SOUTHERN MISS	34,480	L 7-28
Oct. 19	at Miami (Fla.)	31,909	W 31-6
Nov. 2	ARKANSAS STATE	24,890	W 34-16
Nov. 9	at Virginia Tech	49,128	L 14-35
Nov. 16	OHIO	27,321	W 55-45
Nov. 23	at Memphis	25,029	W 20-10
Nov. 30	NC State (at Charlotte, N.C.)	66,347	W 50-29

Coach: Steve Logan

Record: 8-3

1997

Sept. 6	at West Virginia	51,142	L 17-24
Sept. 13	WAKE FOREST	38,031	W 25-24
Sept. 20	SOUTH CAROLINA	38,902	L 0-26
Oct. 4	at Syracuse	44,054	L 0-56
Oct. 11	SOUTHERN MISS*	33,904	L 13-23
Oct. 18	at Tulane*	23,340	L 16-33
Oct. 25	MEMPHIS*	28,029	W 32-10
Nov. 1	at Louisville*	12,850	W 45-31
Nov. 8	at Houston*	17,051	W 28-27
Nov. 13	CINCINNATI*	25,509	W 14-7
Nov. 22	at NC State	51,500	L 24-37

Coach: Steve Logan

Record: 5-6

*Conference USA: 4-2

1998

Sept. 5	at Virginia Tech	48,134	L 3-38
Sept. 12	CHATTANOOGA	34,028	W 31-0
Sept. 19	at Ohio	19,186	W 21-14
Oct. 3	ARMY*	40,607	W 30-25
Oct. 10	UAB	31,002	W 26-7
Oct. 17	at Alabama (at Birmingham, Ala.)	80,079	L 22-23
Oct. 24	at Southern Miss*	24,020	L 7-41
Oct. 31	HOUSTON*	26,821	L 31-34
Nov. 5	at Cincinnati*	19,098	W 24-21
Nov. 14	LOUISVILLE*	26,258	L 45-63
Nov. 21	at Memphis*	16,052	W 34-31

Coach: Steve Logan

Record: 6-5

*Conference USA: 3-3

1999

Sept. 4	West Virginia (at Charlotte, N.C.)	47,860	W 30-23
Sept. 11	DUKE	42,052	W 27-9
Sept. 18	at South Carolina	82,605	W 21-3
Sept. 25	Miami (Fla.) (at Raleigh, N.C.)	45,900	W 27-23
Oct. 2	at Army*	36,769	W 33-14
Oct. 9	SOUTHERN MISS*	39,418	L 22-39
Oct. 23	TULANE*	35,021	W 52-7
Oct. 30	at Houston*	14,221	W 19-3
Nov. 6	at UAB*	18,062	L 17-36
Nov. 13	CINCINNATI*	33,912	W 48-34
Nov. 20	NC STATE	50,092	W 23-6
Dec. 22	TCU (Mobile Alabama Bowl)	34,200	L 14-28

Coach: Steve Logan

Record: 9-3

*Conference USA: 4-2

2000

Sept. 2	at Duke	30,244	W 38-0
Sept. 7	VIRGINIA TECH	45,123	L 28-45
Sept. 16	TULANE*	38,157	W 37-17
Sept. 23	SYRACUSE	33,026	W 34-17
Oct. 7	at Memphis*	23,496	L 10-17
Oct. 14	ARMY*	39,200	W 42-21
Oct. 19	at Louisville*	38,024	W 28-25
Oct. 28	UAB*	28,537	L 13-16
Nov. 11	HOUSTON*	33,339	W 62-20
Nov. 18	at West Virginia	40,389	L 24-42
Nov. 24	at Southern Miss*	25,152	W 14-9
Dec. 27	Texas Tech (galleryfurniture.com Bowl)	33,899	W 40-27

Coach: Steve Logan

Record: 8-4

*Conference USA: 5-2

2001

Sept. 1	WAKE FOREST	38,674	L 19-21
Sept. 8	at Tulane*	19,027	W 51-24
Sept. 22	WILLIAM & MARY	40,179	W 38-23
Sept. 29	at Syracuse	36,347	L 30-44
Oct. 6	at North Carolina	58,500	L 21-24
Oct. 13	at Army*	33,072	W 49-26
Oct. 20	MEMPHIS*	38,120	W 32-11
Oct. 30	at TCU*	25,134	W 37-30
Nov. 10	at Cincinnati*	19,504	W 28-26
Nov. 15	LOUISVILLE*	39,775	L 34-39
Nov. 23	SOUTHERN MISS*	30,127	L 21-28
Dec. 19	Marshall (20T) (GMAC Bowl)	40,139	L 61-64

Coach: Steve Logan

Record: 6-6

*Conference USA: 5-2

2002

Aug. 31	at Duke	23,276	L 16-23
Sept. 7	at Wake Forest	28,486	L 22-27
Sept. 14	TULANE*	35,300	W 24-20
Sept. 28	at West Virginia	54,497	L 17-37
Oct. 5	ARMY*	38,111	W 59-24
Oct. 19	USF	33,419	L 30-46
Oct. 26	at Louisville*	33,438	L 20-44
Nov. 9	at Houston (30T)*	13,669	W 54-48
Nov. 16	at UAB*	13,678	L 29-36
Nov. 23	TCU*	23,189	W 31-28
Nov. 30	at Southern Miss*	19,888	L 7-24
Dec. 6	CINCINNATI*	18,125	L 26-42

Coach: Steve Logan

Record: 4-8

*Conference USA: 4-4

2003

Sept. 1	at Cincinnati*	28,011	L 3-40
Sept. 6	WEST VIRGINIA	36,088	L 7-48
Sept. 13	at Miami	65,825	L 3-38
Sept. 20	at Wake Forest	28,074	L 16-34
Sept. 30	HOUSTON*	33,250	L 13-27
Oct. 11	NORTH CAROLINA	44,040	L 17-28
Oct. 18	at Army*	35,032	W 38-32
Oct. 25	LOUISVILLE*	33,420	L 20-36
Nov. 1	at Memphis*	40,131	L 24-41
Nov. 8	USF (20T)*	27,100	L 37-38
Nov. 22	at Tulane*	19,226	L 18-28
Nov. 29	SOUTHERN MISS*	24,175	L 21-38

Coach: John Thompson

Record: 1-11

***Conference USA:** 1-7

2004

Sept. 4	at West Virginia	59,172	L 23-56
Sept. 11	WAKE FOREST	38,141	L 17-31
Sept. 25	CINCINNATI*	29,332	L 19-24
Oct. 2	at Louisville*	40,220	L 7-59
Oct. 9	TULANE*	29,584	W 27-25
Oct. 23	at Southern Miss*	32,422	L 10-51
Oct. 30	ARMY*	29,111	W 38-28
Nov. 6	at Houston*	13,069	L 24-34
Nov. 13	at USF*	25,408	L 17-41
Nov. 20	MEMPHIS*	27,250	L 35-38
Nov. 27	NC State (at Charlotte, N.C.)	41,244	L 14-52

Coach: John Thompson

Record: 2-9

***Conference USA:** 2-6

2005

Sept. 3	DUKE	35,107	W 24-21
Sept. 17	at Wake Forest	29,563	L 34-44
Sept. 24	at West Virginia	57,295	L 15-20
Oct. 1	SOUTHERN MISS*	35,510	L 7-33
Oct. 8	RICE*	33,213	W 41-28
Oct. 15	at SMU*	11,715	W 24-17
Oct. 22	at Memphis*	31,710	L 24-27
Oct. 29	UCF*	34,410	L 20-30
Nov. 12	at Tulsa*	21,995	L 13-45
Nov. 19	at Marshall*	22,408	W 34-29
Nov. 26	UAB*	26,900	W 31-23

Coach: Skip Holtz

Record: 5-6

***Conference USA:** 4-4

2006

Sept. 2	at Navy	33,809	L 23-28
Sept. 9	at UAB*	23,116	L 12-17
Sept. 16	MEMPHIS*	37,431	W 35-20
Sept. 23	WEST VIRGINIA	40,510	L 10-27
Oct. 7	VIRGINIA	35,541	W 31-21
Oct. 14	TULSA*	34,011	L 10-31
Oct. 21	SMU*	34,141	W 38-21
Oct. 28	at Southern Miss (OT)*	25,155	W 20-17
Nov. 4	at UCF*	31,414	W 23-10
Nov. 11	MARSHALL*	41,372	W 33-20
Nov. 18	at RICE*	12,669	L 17-18
Nov. 25	at NC State	54,264	W 21-16
Dec. 23	USF (Papajohns.com Bowl)	32,023	L 7-24

Coach: Skip Holtz

Record: 7-6

***Conference USA:** 5-3

2007

Sept. 1	at Virginia Tech	66,233	L 7-17
Sept. 8	NORTH CAROLINA	43,387	W 34-31
Sept. 15	SOUTHERN MISS*	43,041	L 21-28
Sept. 22	at West Virginia	60,021	L 7-48
Sept. 29	at Houston*	20,719	W 37-35
Oct. 6	UCF*	42,777	W 52-38
Oct. 13	at UTEP (OT)*	41,365	W 45-42
Oct. 20	NC STATE	43,527	L 20-34
Oct. 27	UAB*	41,125	W 41-6
Nov. 3	at Memphis*	27,186	W 56-40
Nov. 10	at Marshall*	26,718	L 7-26
Nov. 24	TULANE*	35,362	W 35-12
Dec. 23	Boise State (Sheraton Hawai'i Bowl)	30,467	W 41-38

Coach: Skip Holtz

Record: 8-5

***Conference USA:** 6-2

2008

Aug. 30	Virginia Tech (at Charlotte, N.C.)	72,169	W 27-22
Sept. 6	WEST VIRGINIA	43,610	W 24-3
Sept. 13	at Tulane*	27,189	W 28-24
Sept. 20	at NC State (OT)	57,583	L 24-30
Sept. 27	HOUSTON*	43,641	L 24-41
Oct. 11	at Virginia	52,398	L 20-35
Oct. 18	MEMPHIS*	41,216	W 30-10
Nov. 2	at UCF (OT)*	40,202	W 13-10
Nov. 8	MARSHALL (OT)*	43,515	W 19-16
Nov. 15	at Southern Miss*	30,658	L 3-21
Nov. 22	at UAB*	11,453	W 17-13
Nov. 28	UTEP*	38,098	W 53-21
Dec. 6	at Tulsa (C-USA Championship Game)	22,740	W 27-24
Jan. 2	Kentucky (AutoZone Liberty Bowl)	56,125	L 19-25

Coach: Skip Holtz

Record: 9-5

***Conference USA:** 6-2

2009

Sept. 5	APPALACHIAN STATE	43,279	W 29-24
Sept. 12	at West Virginia	59,216	L 20-35
Sept. 19	at North Carolina	58,000	L 17-31
Sept. 26	UCF*	43,210	W 19-14
Oct. 3	at Marshall*	26,814	W 21-17
Oct. 10	at SMU*	13,626	L 21-28
Oct. 17	RICE*	43,023	W 49-13
Oct. 27	at Memphis*	31,756	W 38-19
Nov. 5	VIRGINIA TECH	43,569	L 3-16
Nov. 15	at Tulsa*	17,453	W 44-17
Nov. 21	UAB*	43,056	W 37-21
Nov. 28	SOUTHERN MISS*	43,006	W 25-20
Dec. 5	HOUSTON (C-USA Championship Game)	33,048	W 38-32
Jan. 2	Arkansas (OT) (AutoZone Liberty Bowl)	62,742	L 17-20

Coach: Skip Holtz

Record: 9-5

***Conference USA:** 7-1

2010

Sept. 5	TULSA*	50,010	W 51-49
Sept. 11	MEMPHIS*	48,123	W 49-27
Sept. 18	at Virginia Tech	66,233	L 27-49
Oct. 2	at North Carolina	60,000	L 17-42
Oct. 9	at Southern Miss*	32,334	W 44-43
Oct. 16	NC STATE (OT)	50,410	W 33-27
Oct. 23	MARSHALL*	50,145	W 37-10
Oct. 30	at UCF*	40,073	L 35-49
Nov. 6	NAVY	50,191	L 35-76
Nov. 11	at UAB*	14,803	W 54-42
Nov. 20	at Rice*	15,262	L 38-62
Nov. 26	SMU (OT)*	49,108	L 38-45
Dec. 29	Maryland (Military Bowl)	38,062	L 20-51

Coach: Ruffin McNeill

Record: 6-7

*Conference USA: 5-3

2011

Sept. 3	South Carolina (at Charlotte, N.C.)	58,272	L 37-56
Sept. 10	VIRGINIA TECH	49,404	L 10-17
Sept. 24	UAB*	50,023	W 28-23
Oct. 1	NORTH CAROLINA	50,610	L 20-35
Oct. 8	at Houston*	30,126	L 3-56
Oct. 15	at Memphis*	17,975	W 35-17
Oct. 22	at Navy	34,612	W 38-35
Oct. 29	TULANE*	49,410	W 34-13
Nov. 5	SOUTHERN MISS*	50,345	L 28-48
Nov. 12	at UTEP*	25,571	L 17-22
Nov. 19	UCF*	50,277	W 38-31
Nov. 26	at Marshall (OT)*	22,456	L 27-34

Coach: Ruffin McNeill

Record: 5-7

*Conference USA: 4-4

2012

Sept. 1	APPALACHIAN STATE	49,023	W 35-13
Sept. 8	at South Carolina	77,006	L 10-48
Sept. 15	at Southern Miss*	34,140	W 24-14
Sept. 22	at North Carolina	59,500	L 6-27
Sept. 29	UTEP*	47,817	W 28-18
Oct. 4	at UCF*	32,181	L 20-40
Oct. 13	MEMPHIS*	45,137	W 41-7
Oct. 20	at UAB*	12,403	W 42-35
Oct. 27	NAVY	48,327	L 28-56
Nov. 3	HOUSTON*	45,455	W 48-28
Nov. 17	at Tulane*	14,041	W 28-23
Nov. 23	MARSHALL (2OT)*	46,317	W 65-59
Dec. 22	UL-Lafayette (R-L Carriers New Orleans Bowl)	48,828	L 34-43

Coach: Ruffin McNeill

Record: 8-5

*Conference USA: 7-1

2013

Aug. 31	OLD DOMINION	44,597	W 52-38
Sept. 5	FLORIDA ATLANTIC*	37,533	W 31-13
Sept. 14	VIRGINIA TECH	50,096	L 10-15
Sept. 28	at North Carolina	60,000	W 55-31
Oct. 5	at Middle Tennessee*	20,109	W 24-17
Oct. 12	at Tulane (OT)*	15,157	L 33-36
Oct. 19	SOUTHERN MISS*	45,005	W 55-14
Nov. 2	at FIU*	16,961	W 34-13
Nov. 9	TULSA*	44,076	W 58-24
Nov. 16	UAB*	42,603	W 63-14
Nov. 23	at NC State	49,106	W 42-28
Nov. 29	at Marshall*	25,117	L 28-59
Dec. 23	Ohio (Beef 'O' Brady's Bowl)	20,053	W 37-20

Coach: Ruffin McNeill

Record: 10-3

*Conference USA: 6-2

2014

Aug. 30	N.C. CENTRAL	42,758	W 52-7
Sept. 6	at South Carolina	80,899	L 23-33
Sept. 13	at Virginia Tech	63,267	W 28-21
Sept. 20	NORTH CAROLINA	51,082	W 70-41
Oct. 4	SMU*	45,029	W 45-24
Oct. 11	at USF*	31,567	W 28-17
Oct. 23	CONNECTICUT*	40,152	W 31-21
Nov. 1	at Temple*	22,130	L 10-20
Nov. 13	at Cincinnati*	19,113	L 46-54
Nov. 22	TULANE*	48,433	W 34-6
Nov. 28	at Tulsa*	15,126	W 49-32
Dec. 4	UCF*	41,259	L 30-32
Jan. 3	Florida (Birmingham Bowl)	30,083	L 20-28

Coach: Ruffin McNeill

Record: 8-5

*American: 5-3

2015

Sept. 5	TOWSON	40,712	W 28-20
Sept. 12	at Florida	88,034	L 24-31
Sept. 19	at Navy*	34,717	L 21-45
Sept. 26	VIRGINIA TECH	50,514	W 35-28
Oct. 3	at SMU*	17,136	W 49-23
Oct. 10	at BYU	60,186	L 38-45
Oct. 17	TULSA*	43,065	W 30-17
Oct. 22	TEMPLE*	39,417	L 14-24
Oct. 30	at Connecticut*	23,168	L 13-31
Nov. 7	USF*	45,914	L 17-22
Nov. 19	at UCF*	23,734	W 44-7
Nov. 28	CINCINNATI*	40,743	L 16-19

Coach: Ruffin McNeill

Record: 5-7

*American: 3-5

2016

Sept. 3	WESTERN CAROLINA	44,161	W 52-7
Sept. 10	NC STATE	50,719	W 33-30
Sept. 17	at South Carolina	80,384	L 15-20
Sept. 26	at Virginia Tech	63,712	L 17-54
Oct. 1	UCF*	46,042	L 29-47
Oct. 8	at USF*	30,397	L 22-38
Oct. 22	at Cincinnati*	32,022	L 19-31
Oct. 29	CONNECTICUT*	41,370	W 41-3
Nov. 5	at Tulsa*	17,557	L 24-45
Nov. 12	SMU*	42,908	L 31-55
Nov. 19	NAVY*	39,480	L 31-66
Nov. 26	at Temple*	28,373	L 10-37

Coach: Scottie Montgomery

Record: 3-9

*American: 1-7

ECU vs. The Conferences

American Athletic

ECU vs.	W	L	T
Cincinnati	12	8	0
Connecticut	2	1	0
Houston	7	5	0
Memphis	15	6	0
Navy	1	5	0
SMU	4	3	0
Temple	8	6	0
Tulane	11	3	0
Tulsa	8	6	0
UCF	10	5	0
USF	1	6	0

Atlantic Coast

ECU vs.	W	L	T
Boston College	0	0	0
Clemson	0	0	0
Duke	5	5	0
Florida State	0	7	0
Georgia Tech	0	0	0
Louisville	4	6	0
Miami (Fla.)	2	9	0
North Carolina	4	12	1
NC State	13	16	0
Pittsburgh	2	2	0
Syracuse	3	6	0
Virginia	2	1	0
Virginia Tech	7	14	0
Wake Forest	2	6	0

Big Ten

ECU vs.	W	L	T
Illinois	0	4	0
Indiana	0	0	0
Iowa	0	0	0
Maryland	0	1	0
Michigan	0	0	0
Michigan State	0	0	0
Minnesota	0	0	0
Nebraska	0	0	0
Northwestern	0	0	0
Ohio State	0	0	0
Penn State	0	2	0
Purdue	0	0	0
Rutgers	0	0	0
Wisconsin	0	0	0

Big 12

ECU vs.	W	L	T
Baylor	0	0	0
Iowa State	0	0	0
Kansas	0	0	0
Kansas State	0	0	0
Oklahoma	0	0	0
Oklahoma State	0	0	0
TCU	2	1	0
Texas	0	0	0
Texas Tech	1	0	0
West Virginia	3	18	0

Conference USA

ECU vs.	W	L	T
Charlotte	0	0	0
Florida Atlantic	1	0	0
Florida International	1	0	0
Louisiana Tech	3	2	1
Marshall	10	5	0
Middle Tennessee State	1	0	0
North Texas	1	0	0
Old Dominion	1	0	0
Rice	2	2	0
Southern Miss	12	27	0
UAB	9	4	0
UTEP	3	1	0
UT-San Antonio	0	0	0
Western Kentucky	0	0	0

Mid-American

ECU vs.	W	L	T
Akron	1	0	0
Ball State	0	0	0
Bowling Green	2	2	0
Buffalo	0	0	0
Central Michigan	2	1	0
Eastern Michigan	0	0	0
Kent State	0	0	0
Miami (Ohio)	0	0	0
Northern Illinois	1	0	0
Ohio	3	0	0
Toledo	2	2	0
Western Michigan	0	0	0

Mountain West

ECU vs.	W	L	T
Air Force	0	0	0
Boise State	1	0	0
Colorado State	0	0	0
Fresno State	0	0	0
Hawai'i	0	0	0
Nevada	0	0	0
New Mexico	0	0	0
San Diego State	0	0	0
San Jose State	0	0	0
UNLV	0	0	0
Utah State	0	0	0
Wyoming	0	0	0

Pacific-12

ECU vs.	W	L	T
Arizona	0	0	0
Arizona State	0	0	0
California	0	0	0
Colorado	0	0	0
Oregon	0	0	0
Oregon State	0	0	0
Southern California	0	0	0
Stanford	1	0	0
UCLA	0	0	0
Utah	0	0	0
Washington	0	1	0
Washington State	0	0	0

Southeastern

ECU vs.	W	L	T
Alabama	0	1	0
Arkansas	0	1	0
Auburn	0	3	0
Florida	0	3	0
Georgia	0	1	0
Kentucky	0	2	0
LSU	0	1	0
Mississippi	0	0	0
Mississippi State	0	0	0
Missouri	1	1	0
South Carolina	5	14	0
Tennessee	0	1	0
Texas A&M	0	0	0
Vanderbilt	0	0	0

Sun Belt

ECU vs.	W	L	T
Appalachian State	12	19	0
Arkansas State	2	0	0
Georgia Southern	3	0	0
Georgia State	0	0	0
Idaho	0	0	0
Louisiana-Lafayette	4	7	0
Louisiana-Monroe	1	1	0
New Mexico State	0	0	0
South Alabama	0	0	0
Texas State	1	0	0
Troy	0	0	0

FBS Independents

ECU vs.	W	L	T
Army	8	0	0
Brigham Young	0	1	0
Massachusetts	1	0	0
Notre Dame	0	0	0

Colonial Athletic Association (FCS)

ECU vs.	W	L	T
Albany	0	0	0
Delaware	0	0	0
Elon	0	0	0
James Madison	0	0	0
Maine	1	0	0
New Hampshire	0	0	0
Rhode Island	0	0	0
Richmond	13	11	0
Stony Brook	0	0	0
Towson	1	0	0
Villanova	0	0	0
William & Mary	12	4	1

Southern Conference (FCS)

ECU vs.	W	L	T
Chattanooga	2	0	0
The Citadel	12	4	0
Furman	11	3	0
Mercer	0	0	0
Samford	0	0	0
VMI	7	1	0
Western Carolina	18	13	0
Wofford	3	1	1

All-Time Results (FBS)

Akron

ECU 1, Akron 0 *H: 1-0, A: 0-0*
1991 ECU 56, Akron 20 H

Alabama

Alabama 1, ECU 0 *H: 0-0, A: 0-0, N: 0-1*
1998 Alabama 23, ECU 22 N

Appalachian State

ASU 19, ECU 12 *H: 9-8, A: 3-11, N: 0-0*
1952 ASU 21, ECU 0 A
1953 ASU 14, ECU 0 H
1954 ASU 27, ECU 6 A
1955 ASU 14, ECU 6 H
1958 ASU 18, ECU 6 H
1959 ASU 64, ECU 0 A
1948 ASU 47, ECU 0 H
1949 ASU 35, ECU 18 H
1950 ASU 20, ECU 0 A
1951 ASU 24, ECU 20 H
1952 ECU 22, ASU 19 A
1953 ECU 40, ASU 7 H
1954 ASU 13, ECU 7 A
1955 ECU 13, ASU 0 H
1956 ASU 22, ECU 19 A
1957 ASU 7, ECU 6 H
1958 ASU 14, ECU 0 A
1959 ASU 28, ECU 0 H
1960 ASU 21, ECU 17 A
1961 ASU 16, ECU 14 A
1962 ECU 29, ASU 16 H
1972 ECU 35, ASU 7 H
1973 ECU 49, ASU 14 H
1974 ASU 23, ECU 21 A
1975 ASU 41, ECU 25 A
1976 ECU 35, ASU 7 H
1977 ECU 45, ASU 14 A
1978 ECU 33, ASU 8 H
1979 ECU 38, ASU 21 A
2009 ECU 29, ASU 24 H
2012 ECU 35, ASU 13 H

Arkansas

Arkansas 1, ECU 0 *H: 0-0, A: 0-0, N: 0-1*
2009* Arkansas 20, ECU 17 (OT) N
**2010 Liberty Bowl*

Arkansas State

ECU 2, Arkansas State 0 *H: 2-0, A: 0-0*
1992 ECU 35, ASU 18 H
1996 ECU 34, ASU 16 H

Army

ECU 8, Army 0 *H: 4-0, A: 4-0*
1995 ECU 31, Army 25 A
1998 ECU 30, Army 25 H
1999 ECU 33, Army 14 A
2000 ECU 42, Army 21 H
2001 ECU 49, Army 26 A
2002 ECU 59, Army 24 H
2003 ECU 38, Army 32 A
2004 ECU 38, Army 28 H

Auburn

Auburn 3, ECU 0 *H: 0-0, A: 0-3*
1985 Auburn 35, ECU 10 A

1986 Auburn 45, ECU 0 A
1994 Auburn 38, ECU 21 A

Boise State

ECU 1, Boise State 0 *H: 0-0, A: 0-0, N: 1-0*
2007 ECU 41, Boise State 38 N
**2007 Hawai'i Bowl*

Bowling Green

ECU 2, Bowling Green 2 *H: 2-0, A: 0-2*
1971 BG 47, ECU 21 A
1974 ECU 24, BG 6 H
1989 ECU 41, BG 6 H
1992 BG 44, ECU 34 A

Brigham Young

BYU 1, ECU 0 *H: 0-0, A: 0-1*
2015 BYU 45, ECU 38 A

Central Michigan

ECU 2, CMU 1 *H: 2-0, A: 0-1*
1982 ECU 24, CMU 6 H
1984 CMU 17, ECU 12 A
1995 ECU 30, CMU 17 H

Cincinnati

ECU 12, Cincinnati 8 *H: 7-3, A: 5-5*
1986 ECU 32, UC 19 H
1987 ECU 56, UC 28 H
1988 ECU 49, UC 14 A
1989 ECU 21, UC 14 A
1990 ECU 56, UC 32 H
1991 ECU 30, UC 19 A
1992 ECU 42, UC 21 H
1993 UC 34, ECU 14 A
1994 ECU 35, UC 21 H
1995 UC 13, ECU 10 A
1997 ECU 14, UC 7 H
1998 ECU 24, UC 21 A
1999 ECU 48, UC 34 H
2001 ECU 28, UC 26 A
2002 UC 42, ECU 26 H
2003 UC 40, ECU 3 A
2004 UC 24, ECU 19 H
2014 UC 54, ECU 46 A
2015 UC 19, ECU 16 H
2016 UC 31, ECU 19 A

Connecticut

ECU 2, Connecticut 1 *H: 2-0, A: 0-1*
2014 ECU 31, UConn 21 H
2015 UConn 31, ECU 13 A
2016 ECU 41, UConn 3 H

Duke

Duke 5, ECU 5 *H: 2-0, A: 3-5*
1977 ECU 17, Duke 16 A
1979 Duke 28, ECU 14 A
1980 ECU 35, Duke 10 A
1981 Duke 24, ECU 14 A
1992 Duke 45, ECU 14 A
1994 Duke 13, ECU 10 A
1999 ECU 27, Duke 9 H
2000 ECU 38, Duke 0 A
2002 Duke 23, ECU 16 A
2005 ECU 24, Duke 21 H

Florida

Florida 3, ECU 0 *H: 0-0, A: 0-2, N: 0-1*
1983 UF 24, ECU 17 A
2014* UF 28, ECU 20 N
2015 UF 31, ECU 24 A
**2015 Birmingham Bowl*

Florida Atlantic

ECU 1, FAU 0 *H: 1-0, A: 0-0*
2013 ECU 31, FAU 13 H

Florida International

ECU 1, FIU 0 *H: 0-0, A: 1-0*
2013 ECU 34, FIU 13 A

Florida State

FSU 7, ECU 0 *H: 0-1, A: 0-6*
1980 FSU 63, ECU 7 A
1982 FSU 56, ECU 17 A
1983 FSU 47, ECU 46 A
1984 FSU 48, ECU 17 A
1987 FSU 44, ECU 3 H
1988 FSU 45, ECU 21 A
1990 FSU 45, ECU 24 A

Georgia Southern

ECU 3, GSU 0 *H: 3-0 A: 0-0*
1984 ECU 34, GSU 27 H
1986 ECU 35, GSU 33 H
1987 ECU 16, GSU 13 H

Houston

ECU 7, Houston 5 *H: 3-3, A: 4-2*
1997 ECU 28, UH 27 A
1998 UH 34, ECU 31 H
1999 ECU 19, UH 3 A
2000 ECU 62, UH 20 H
2002 ECU 54, UH 48 (3OT) A
2003 UH 27, ECU 13 H
2004 UH 34, ECU 24 A
2007 ECU 37, UH 35 A
2008 UH 41, ECU 24 H
2009 ECU 38, UH 32 H
2011 UH 56, ECU 3 A
2012 ECU 48, UH 28 H

Illinois

Illinois 4, ECU 0 *H: 0-0, A: 0-3, N: 0-1*
1987 Illinois 20, ECU 10 A
1991 Illinois 38, ECU 31 A
1994* Illinois 30, ECU 0 N
1995 Illinois 7, ECU 0 A
**1994 Liberty Bowl*

Kentucky

Kentucky 2, ECU 0 *H: 0-0, A: 0-1, N: 0-1*
1993 UK 6, ECU 3 A
2008* UK 25, ECU 19 N
**2009 Liberty Bowl*

LSU

LSU 1, ECU 0 *H: 0-0, A: 0-1*
1985 LSU 35, ECU 15 A

Louisiana-Lafayette

ULL 7, ECU 4

H: 1-4, A: 3-2, N: 0-1

1977	ULL 9, ECU 7	H
1978	ECU 38, ULL 9	A
1980	ULL 27, ECU 21	H
1981	ECU 35, ULL 31	A
1983	ECU 21, ULL 28	H
1984	ULL 42, ECU 24	A
1985	ULL 16, ECU 14	A
1986	ULL 21, ECU 10	H
1988	ULL 48, ECU 36	H
1990	ECU 20, ULL 10	A
2012*	ULL 43, ECU 34	N

*2012 New Orleans Bowl

Louisiana Tech

ECU 3, La. Tech 2, Tied 1

H: 2-1-1, A: 0-1, N: 1-0

1968	La. Tech 35, ECU 7	A
1969	La. Tech 24, ECU 6	N
1978*	ECU 35, La. Tech 13	H
1989	ECU 29, La. Tech 29 (tie)	H
1990	ECU 27, La. Tech 17	H
1993	ECU 31, La. Tech 28	H

*1978 Independence Bowl

Louisville

Louisville 6, ECU 4

H: 1-3, A: 3-3

1965	ECU 34, UofL 20	A
1966	UofL 21, ECU 7	A
1967	ECU 18, UofL 13	H
1997	ECU 45, UofL 31	A
1998	UofL 63, ECU 45	H
2000	ECU 28, UofL 25	A
2001	UofL 39, ECU 34	H
2002	UofL 44, ECU 20	A
2003	UofL 36, ECU 20	H
2004	UofL 59, ECU 7	A

Marshall

ECU 10, Marshall 5

H: 7-0, A: 3-4, N: 0-1

1967	ECU 29, Marshall 13	A
1968	ECU 49, Marshall 20	H
1969	Marshall 38, ECU 7	A
1970	ECU 17, Marshall 14	H
1978	ECU 45, Marshall 0	H
2001*	Marshall 64, ECU 61 (20T)	N
2005	ECU 34, Marshall 29	A
2006	ECU 33, Marshall 20	H
2007	Marshall 26, ECU 7	A
2008	ECU 19, Marshall 16 (OT)	H
2009	ECU 21, Marshall 17	A
2010	ECU 37, Marshall 10	H
2011	Marshall 34, ECU 27 (OT)	A
2012	ECU 65, Marshall 59 (20T)	H
2013	Marshall 59, ECU 28	A

*2001 Mobile Bowl

Maryland

Maryland 1, ECU 0

H: 0-0, A: 0-0, N: 0-1

2010*	Maryland 51, ECU 20	N
-------	---------------------	---

*2010 Military Bowl

Memphis

ECU 15, Memphis 6

H: 8-2, A: 7-4

1990	ECU 24, Memphis 17	A
1991	ECU 20, Memphis 13	H
1992	Memphis 42, ECU 7	A
1993	Memphis 34, ECU 7	H

1994	ECU 30, Memphis 6	A
1995	ECU 31, Memphis 17	H
1996	ECU 20, Memphis 10	A
1997	ECU 32, Memphis 10	H
1998	ECU 34, Memphis 31	A
2000	Memphis 17, ECU 10	A
2001	ECU 32, Memphis 11	H
2003	Memphis 41, ECU 24	A
2004	Memphis 38, ECU 35	H
2005	Memphis 27, ECU 24	A
2006	ECU 35, Memphis 20	H
2007	ECU 56, Memphis 40	A
2008	ECU 30, Memphis 10	H
2009	ECU 38, Memphis 19	A
2010	ECU 49, Memphis 27	H
2011	ECU 35, Memphis 17	A
2012	ECU 41, Memphis 7	H

Miami (Fla.)

Miami 9, ECU 2

H: 1-4, A: 1-5

1980	Miami 23, ECU 10	A
1981	Miami 35, ECU 6	H
1983	Miami 12, ECU 7	A
1985	Miami 27, ECU 15	H
1986	Miami 36, ECU 10	A
1987	Miami 41, ECU 3	H
1988	Miami 31, ECU 7	H
1989	Miami 40, ECU 10	A
1996	ECU 31, Miami 6	A
1999	ECU 27, Miami 23	*H
2003	Miami 38, ECU 3	A

*played in Raleigh, N.C.

Middle Tennessee

ECU 1, MTSU 0

H: 0-0, A: 1-0

2013	ECU 24, MTSU 17	A
------	-----------------	---

Missouri

ECU 1, Missouri 1

H: 0-0, A: 1-1

1982	Mizzou 28, ECU 9	A
1983	ECU 13, Mizzou 6	A

Old Dominion

ECU 1, ODU 0

H: 1-0, A: 0-0

2013	ECU 52, ODU 38	H
------	----------------	---

Navy

Navy 5, ECU 1

H: 1-2, A: 1-2

2006	Navy 28, ECU 23	A
2010	Navy 76, ECU 35	H
2011	ECU 38, Navy 35	A
2012	Navy 56, ECU 28	H
2015	Navy 45, ECU 21	A
2016	Navy 66, ECU 31	H

North Carolina

UNC 12, ECU 4, Tied 1

H: 2-2, A: 2-10-1

1972	UNC 42, ECU 14	A
1973	UNC 28, ECU 27	A
1975	ECU 38, UNC 17	A
1976	UNC 12, ECU 10	A
1978	UNC 14, ECU 10	A
1979	UNC 24, ECU 24 (tie)	A
1980	UNC 31, ECU 3	A
1981	UNC 56, ECU 0	A
2001	UNC 24, ECU 21	A
2003	UNC 28, ECU 17	H
2007	ECU 34, UNC 31	H

2009	UNC 31, ECU 17	A
2010	UNC 42, ECU 17	A
2011	UNC 35, ECU 20	H
2012	UNC 27, ECU 6	A
2013	ECU 55, UNC 31	A
2014	ECU 70, UNC 41	H

N.C. Central

ECU 1, NCCU 0

H: 1-0, A: 0-0, N: 0-0

2014	ECU 52, NCCU 7	H
------	----------------	---

NC State

NC State 16, ECU 13

H: 3-1, A: 8-14, N: 1-2

1970	NCSU 23, ECU 6	A
1971	ECU 31, NCSU 13	A
1972	NCSU 38, ECU 16	A
1973	NCSU 57, ECU 8	A
1974	NCSU 24, ECU 20	A
1975	NCSU 26, ECU 3	A
1976	ECU 23, NCSU 14	A
1977	ECU 28, NCSU 23	A
1978	NCSU 29, ECU 13	A
1979	NCSU 34, ECU 20	A
1980	NCSU 36, ECU 14	A
1981	NCSU 31, ECU 10	A
1982	NCSU 33, ECU 26	A
1983	ECU 22, NCSU 16	A
1984	NCSU 31, ECU 22	A
1985	ECU 33, NCSU 14	A
1986	NCSU 38, ECU 10	A
1987	ECU 32, NCSU 14	A
1991*	ECU 37, NCSU 34	N
1996	ECU 50, NCSU 29	N
1997	NCSU 37, ECU 24	A
1999	ECU 23, NCSU 6	H
2004	NCSU 52, ECU 14	N
2006	ECU 21, NCSU 16	A
2007	NCSU 34, ECU 20	H
2008	NCSU 30, ECU 24 (OT)	A
2010	ECU 33, NCSU 27 (OT)	A
2013	ECU 42, NCSU 28	H
2016	ECU 33, NCSU 30	H

*1992 Peach Bowl

North Texas

ECU 1, North Texas 0

H: 1-0, A: 0-0

1979	ECU 49, North Texas 16	H
------	------------------------	---

Northern Illinois

ECU 1, NIU 0

H: 1-0, A: 0-0

1990	ECU 24, NIU 20	H
------	----------------	---

Ohio

ECU 3, Ohio 0

H: 1-0, A: 1-0, N: 1-0

1996	ECU 55, Ohio 45	H
1998	ECU 21, Ohio 14	A
2013*	ECU 37, Ohio 20	N

*2013 St. Petersburg Bowl

Penn State

PSU 2, ECU 0

H: 0-0, A: 0-2

1985	Penn State 17, ECU 10	A
1986	Penn State 42, ECU 17	A

Pittsburgh

ECU 2, Pittsburgh 2

H: 1-0, A: 1-2

1984	Pitt 17, ECU 10	A
1989	Pitt 47, ECU 42	A

1991	ECU 24, Pitt 23	H
1992	ECU 37, Pitt 31	A

Rice

ECU 2, Rice 2 H: 2-0, A: 0-2

2005	ECU 41, Rice 28	H
2006	Rice 18, ECU 17	A
2009	ECU 49, Rice 13	H
2010	Rice 62, ECU 38	A

South Carolina

South Carolina 14, ECU 5 H: 1-2, A: 4-11, N: 0-1

1977	USC 19, ECU 16	A
1984	USC 42, ECU 20	H
1985	USC 52, ECU 10	A
1986	USC 38, ECU 3	A
1987	USC 34, ECU 12	A
1988	USC 17, ECU 0	A
1989	USC 47, ECU 14	A
1990	USC 37, ECU 7	A
1991	ECU 31, USC 20	H
1992	ECU 20, USC 18	A
1993	USC 27, ECU 3	A
1994	ECU 56, USC 42	A
1996	ECU 23, USC 7	A
1997	USC 26, ECU 0	H
1999	ECU 21, USC 3	A
2011	USC 56, ECU 37	N
2012	USC 48, ECU 10	A
2014	USC 33, ECU 23	A
2016	USC 20, ECU 15	A

Southern Methodist

ECU 4, SMU 3 H: 2-1, A: 2-2

2005	ECU 24, SMU 17	A
2006	ECU 38, SMU 21	H
2009	SMU 28, ECU 21	A
2010	SMU 45, ECU 38 (OT)	H
2014	ECU 45, SMU 24	H
2015	ECU 49, SMU 23	A
2016	SMU 55, ECU 31	H

Southern Miss

Southern Miss 27, ECU 12 H: 4-15, A: 8-12

1951	USM 40, ECU 0	A
1966	USM 35, ECU 14	H
1968	USM 65, ECU 0	A
1969	USM 14, ECU 7	H
1973	ECU 13, USM 0	A
1976	ECU 48, USM 0	H
1978	USM 17, ECU 16	A
1980	USM 35, ECU 7	A
1983	ECU 10, USM 6	A
1984	USM 31, ECU 27	H
1985	USM 27, ECU 0	A
1986	USM 23, ECU 21	A
1987	USM 38, ECU 34	H
1988	USM 45, ECU 42	H
1989	USM 41, ECU 27	A
1990	USM 16, ECU 7	H
1991	ECU 48, USM 20	A
1992	USM 38, ECU 21	H
1993	USM 24, ECU 16	A
1994	ECU 31, USM 10	H
1995	ECU 36, USM 34	A
1996	USM 28, ECU 7	H
1997	USM 23, ECU 13	H
1998	USM 41, ECU 7	A
1999	USM 39, ECU 22	H

2000	ECU 14, USM 9	A
2001	USM 28, ECU 21	H
2002	USM 24, ECU 7	A
2003	USM 38, ECU 21	A
2004	USM 51, ECU 10	H
2005	USM 33, ECU 7	H
2006	ECU 20, USM 17 (OT)	A
2007	USM 28, ECU 21	H
2008	USM 21, ECU 3	A
2009	ECU 25, USM 20	H
2010	ECU 44, USM 43	A
2011	USM 48, ECU 28	H
2012	ECU 24, USM 14	A
2013	ECU 55, USM 14	H

Stanford

ECU 1, Stanford 0 N: 1-0

1995*	ECU 19, Stanford 13	N
-------	---------------------	---

*1995 Liberty Bowl

Syracuse

Syracuse 7, ECU 3 H: 1-4, A: 2-3

1988	Syracuse 38, ECU 14	H
1989	Syracuse 18, ECU 16	A
1991	ECU 23, Syracuse 20	A
1992	Syracuse 42, ECU 21	H
1993	Syracuse 41, ECU 22	H
1994	Syracuse 21, ECU 18	H
1995	ECU 27, Syracuse 24	A
1997	Syracuse 56, ECU 0	A
2000	ECU 34, Syracuse 17	H
2001	Syracuse 44, ECU 30	A

Temple

ECU 8, Temple 6 H: 3-3, A: 5-3

1982	ECU 23, Temple 10	A
1983	ECU 24, Temple 11	A
1984	Temple 17, ECU 0	H
1985	Temple 21, ECU 7	H
1986#	Temple 45, ECU 28	A
1987	ECU 31, Temple 26	H
1988	ECU 34, Temple 17	A
1989	ECU 31, Temple 24	H
1990	Temple 30, ECU 27	A
1994	ECU 31, Temple 14	A
1995	ECU 32, Temple 22	H
2014	Temple 20, ECU 10	A
2015	Temple 24, ECU 14	H
2016	Temple 37, ECU 10	A

forfeit to ECU (ineligible player)

Tennessee

Tennessee 1, ECU 0 H: 0-0, A: 0-1

1995	Tennessee 27, ECU 7	A
------	---------------------	---

TCU

ECU 2, TCU 1 H: 1-0, A: 1-0, N: 0-1

1999*	TCU 28, ECU 14	N
2001	ECU 37, TCU 30	A
2002	ECU 31, TCU 28	H

*1999 Mobile Bowl

Texas Tech

ECU 1, Texas Tech 0 H: 0-0, A: 0-0, N: 1-0

2000*	ECU 40, Texas Tech 27	N
-------	-----------------------	---

*2000 galleryfurniture.com Bowl

Toledo

ECU 2, Toledo 2 H: 1-1, A: 1-1

1970	Toledo 35, ECU 2	A
1971	Toledo 45, ECU 0	H
1977	ECU 22, Toledo 9	A
1981	ECU 28, Toledo 24	H

Towson

ECU 1, Towson 0 H: 1-0, A: 0-0

2015	ECU 28, Towson 20	H
------	-------------------	---

Tulane

ECU 11, Tulane 3 H: 9-0, A: 2-3

1991	ECU 38, Tulane 28	H
1997	Tulane 33, ECU 16	A
1999	ECU 52, Tulane 7	H
2000	ECU 37, Tulane 17	H
2001	ECU 51, Tulane 24	A
2002	ECU 24, Tulane 20	H
2003	Tulane 28, ECU 18	A
2004	ECU 27, Tulane 25	H
2007	ECU 35, Tulane 12	A
2008	ECU 28, Tulane 24	H
2011	ECU 34, Tulane 13	H
2012	ECU 28, Tulane 23	A
2013	Tulane 36, ECU 33 (OT)	A
2014	ECU 34, Tulane 6	H

Tulsa

ECU 8, Tulsa 6 H: 4-3, A: 5-2

1984	Tulsa 31, ECU 20	A
1985	Tulsa 21, ECU 20	H
1993	Tulsa 52, ECU 26	H
1994	ECU 28, Tulsa 31	A
1995	ECU 28, Tulsa 7	H
2005	Tulsa 45, ECU 13	A
2006	Tulsa 31, ECU 10	H
2008	ECU 27, Tulsa 24	A
2009	ECU 44, Tulsa 17	A
2010	ECU 51, Tulsa 49	H
2013	ECU 58, Tulsa 24	H
2014	ECU 49, Tulsa 32	A
2015	ECU 30, Tulsa 17	H
2016	Tulsa 45, ECU 24	A

UAB

ECU 9, UAB 4 H: 5-1, A: 3-3

1998	ECU 26, UAB 7	H
1999	UAB 36, ECU 17	A
2000	UAB 16, ECU 13	H
2002	UAB 36, ECU 29	A
2005	ECU 31, UAB 23	H
2006	UAB 17, ECU 12	A
2007	ECU 41, UAB 6	H
2008	ECU 17, UAB 13	A
2009	ECU 37, UAB 21	H
2010	ECU 54, UAB 42	A
2011	ECU 28, UAB 23	A
2012	ECU 42, UAB 35	A
2013	ECU 63, UAB 14	H

UCF

ECU 10, UCF 5 H: 6-3, A: 4-2

1991	ECU 47, UCF 25	A
1993	ECU 41, UCF 17	H
1994	ECU 23, UCF 20	H
1996	ECU 28, UCF 7	H
2005	UCF 30, ECU 20	H



2006	ECU 23, UCF 10	A
2007	ECU 52, UCF 38	H
2008	ECU 13, UCF 10 (OT)	a
2009	ECU 19, UCF 14	A
2010	UCF 49, ECU 35	A
2011	ECU 38, UCF 31	H
2012	UCF 40, ECU 20	A
2014	UCF 32, ECU 30	H
2015	ECU 44, UCF 7	A
2016	UCF 47, ECU 29	H

USF

USF 6, ECU 1 *H: 0-3, A: 1-2, N: 0-1*

2002	USF 46, ECU 30	H
2003	USF 38, ECU 37 (2OT)	H
2004	USF 41, ECU 17	A
2006*	USF 24, ECU 7	N
2014	ECU 28, USF 21	A
2015	USF 22, ECU 17	H
2016	USF 38, ECU 22	A

*2006 Papajohns.com Bowl

UTEP

ECU 3, UTEP 1 *H: 2-0, A: 1-1*

2007	ECU 45, UTEP 42 (OT)	A
2008	ECU 53, UTEP 21	H
2011	UTEP 22, ECU 17	A
2012	ECU 28, UTEP 18	H

Virginia

ECU 2, Virginia 1 *H: 1-0, A: 1-1*

1975	ECU 61, Virginia 10	A
------	---------------------	---

2006	ECU 31, Virginia 21	H
2008	Virginia 35, ECU 20	A

Virginia Tech

Virginia Tech 13, ECU 7 *H: 3-6, A: 3-7, N: 1-0*

1956	VT 37, ECU 2	A
1987	ECU 32, VT 23	A
1988	VT 27, ECU 16	A
1989	ECU 14, VT 10	H
1990	VT 24, ECU 23	H
1991	ECU 24, VT 17	A
1992	ECU 30, VT 27	H
1993	VT 31, ECU 12	A
1994	VT 27, ECU 20	H
1996	VT 35, ECU 14	A
1998	VT 38, ECU 3	A
2000	VT 45, ECU 28	H
2007	VT 17, ECU 7	A
2008	ECU 27, VT 22	N
2009	VT 16, ECU 3	H
2010	VT 49, ECU 27	A
2011	VT 17, ECU 10	H
2013	VT 15, ECU 10	H
2014	ECU 28, VT 21	A
2015	ECU 35, VT 28	H
2016	VT 54, ECU 17	A

Wake Forest

Wake Forest 6, ECU 2 *H: 2-2, A: 0-4*

1963	ECU 20, Wake 10	H
1979	Wake 23, ECU 20	A
1997	ECU 25, Wake 24	H
2001	Wake 21, ECU 19	H

2002	Wake 27, ECU 22	A
2003	Wake 34, ECU 16	A
2004	Wake 31, ECU 17	H
2005	Wake 44, ECU 34	A

Washington

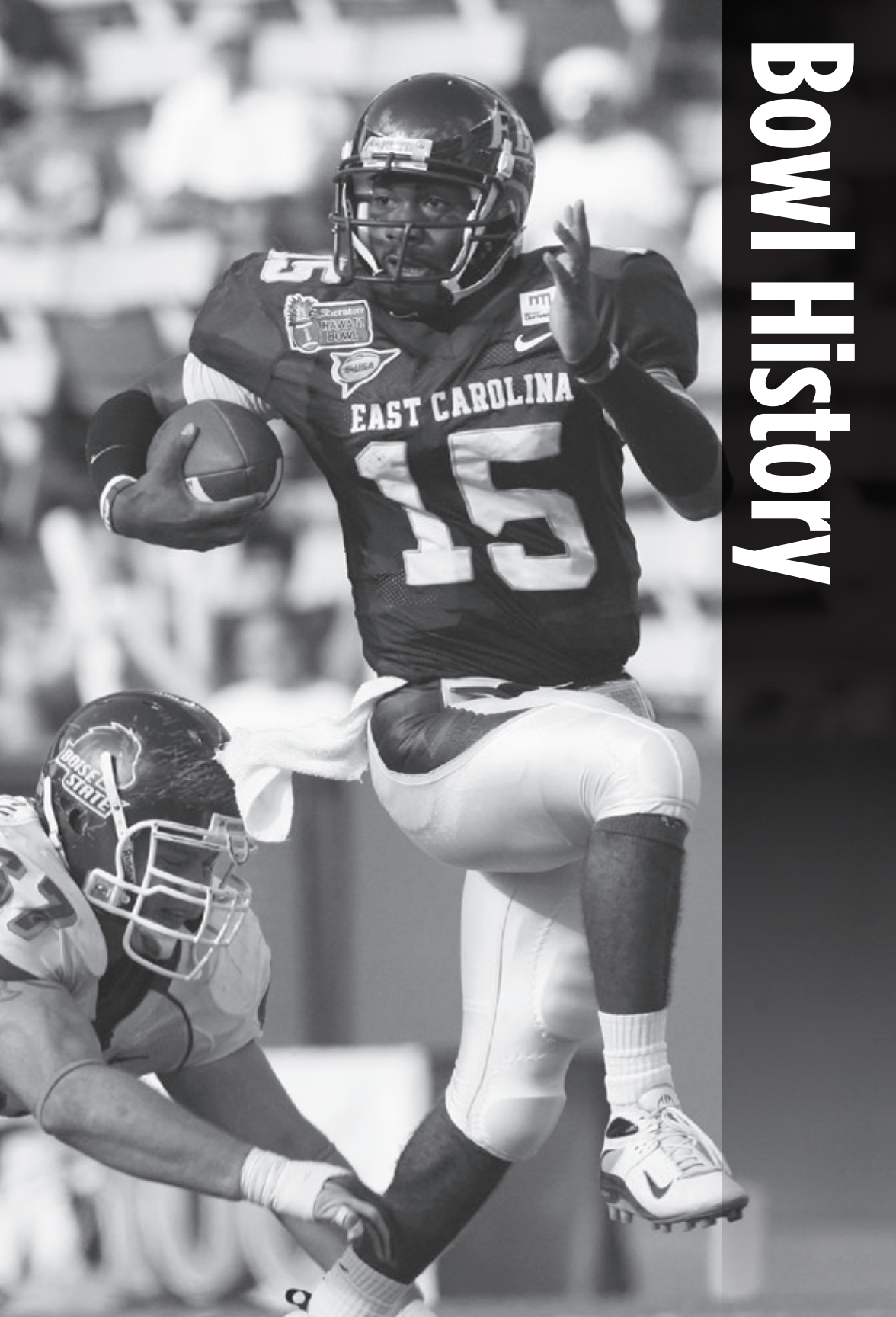
Washington 1, ECU 0 *H: 0-0, A: 0-1*

1993	Washington 35, ECU 0	A
------	----------------------	---

West Virginia

West Virginia 18, ECU 3 *H: 2-5, A: 0-13, N: 1-0*

1970	WVU 28, ECU 14	H
1971	WVU 44, ECU 21	A
1981	WVU 20, ECU 3	A
1982	WVU 30, ECU 3	A
1986	WVU 24, ECU 21	H
1987	WVU 49, ECU 0	A
1988	WVU 30, ECU 10	H
1992	WVU 41, ECU 28	A
1995	ECU 23, WVU 20	H
1996	WVU 10, ECU 9	A
1997	WVU 24, ECU 17	A
1999	ECU 30, WVU 23	N
2000	WVU 42, ECU 24	A
2002	WVU 37, ECU 17	A
2003	WVU 48, ECU 7	H
2004	WVU 56, ECU 23	A
2005	WVU 20, ECU 15	A
2006	WVU 27, ECU 10	H
2007	WVU 48, ECU 7	A
2008	ECU 24, WVU 3	H
2009	WVU 35, ECU 20	A



Bowl History

Bowl History

All-Time Bowl Game Record: 9-11

1952 Lions Bowl

Clarion 13, East Carolina 6

1954 Elks Bowl

Morris-Harvey 12, East Carolina 0

1963 Eastern Bowl

East Carolina 27, Northeastern 6

1964 Tangerine Bowl

East Carolina 14, Massachusetts 13

1965 Tangerine Bowl

East Carolina 31, Maine 0

1978 Independence Bowl

East Carolina 35, Louisiana Tech 13

1992 Peach Bowl

East Carolina 37, NC State 34

1994 St. Jude Liberty Bowl

Illinois 30, East Carolina 0

1995 St. Jude Liberty Bowl

East Carolina 19, Stanford 13

1999 Mobile Alabama Bowl

TCU 28, East Carolina 14

2000 galleryfurniture.com Bowl

East Carolina 40, Texas Tech 27

2001 GMAC Bowl

Marshall 64, East Carolina 61 (OT)

2006 Papajohns.com Bowl

South Florida 24, East Carolina 7

2007 Sheraton Hawai'i Bowl

East Carolina 41, Boise State 38

2009 AutoZone Liberty Bowl

Kentucky 25, East Carolina 19

2010 AutoZone Liberty Bowl

Arkansas 20, East Carolina 17 (OT)

2010 Military Bowl

Maryland 51, East Carolina 20

2012 R+L Carriers New Orleans Bowl

UL-Lafayette 43, East Carolina 34

2013 Beef 'O' Brady's Bowl

East Carolina 37, Ohio 20

2015 Birmingham Bowl

Florida 28, East Carolina 20

Lions Bowl

Clarion 13, East Carolina 6

December 13, 1952 • Salisbury, N.C.

Clarion	6	0	7	0	-	13
East Carolina	6	0	0	0	-	6

CSTC–Sandusky 30 pass from Bevevino (kick blocked)

ECC–Siler 1 run (kick failed)

CSTC–Czap 7 run (Wisniewski kick)

Team Statistics	CSTC	ECC
First Downs	11	15
Rushing Yardage	59	133
Passing Yardage	189	71
TOTAL OFFENSE	248	204
Fumbles Lost	2	1
Punts-Avg	6-31	6-31
Penalties-Yards	45	45

Elks Bowl

Morris-Harvey 12, East Carolina 0

January 2, 1954 • Greenville, N.C.

Morris-Harvey	6	6	0	0	-	12
East Carolina	0	0	0	0	-	0

MH–Fetty 3 run (run failed)

MH–Spenik 28 pass from Maxwell (kick failed)

Team Statistics	MH	ECC
First Downs	10	13
Rushing Yardage	118	98
Passing Yardage	63	82
TOTAL OFFENSE	181	180
Passes (Comp-Att-Int)	3-7-4	10-24-0
Fumbles Lost	1	1
Punts-Avg	8-34	5-33
Penalties-Yards	25	60

Eastern Bowl

East Carolina 27, Northeastern 6

December 14, 1963 • Allentown, Pa.

Northeastern	0	0	6	0	-	6
East Carolina	6	0	7	14	-	27

ECC–Michel 15 run (pass failed)

NU–FG St. Victor 48

NU–FG St. Victor 38

ECC–Michel 82 run (Royster kick)

ECC–Rudisill 81 pass from Cline (Royster kick)

ECC–Allen 17 pass from Bovender (Royster kick)

Team Statistics	NU	ECC
First Downs	14	15
Rushing Yardage	150	309
Passing Yardage	92	161
TOTAL OFFENSE	242	470
Passes (Comp-Att-Int)	6-12-3	8-26-0
Fumbles Lost	0	2
Punts-Avg	2-28	5-26
Penalties-Yards	25	25



East Carolina made consecutive appearances at the Tangerine Bowl under head coach Clarence Stasavich. The Pirates enter the field on the way to a 14-13 win over Massachusetts in 1964 before following with a 31-0 shutout of Maine a year later

Tangerine Bowl

East Carolina 14, Massachusetts 13
December 12, 1964 • Orlando, Fla.

Massachusetts	0	7	6	0	-	13
East Carolina	0	0	6	8	-	14

UM-Palm 13 pass from Whelchel (Whelchel kick)

UM-Palm 61 pass from Whelchel (kick failed)

ECC-Richardson 3 run (pass failed)

ECC-Cline 9 run (Crane pass from Cline)

Team Statistics	UMASS	ECC
First Downs	6	8
Rushing Yardage	135	153
Passing Yardage	153	192
TOTAL OFFENSE	288	345
Passes (Comp-Att-Int)	9-15-2	10-19-1

Tangerine Bowl

East Carolina 31, Maine 0
December 11, 1965 • Orlando, Fla.

Maine	0	0	0	0	-	0
East Carolina	0	10	14	7	-	31

ECC-FG Kriz 24

ECC-Abernathy 35 pass from Richardson (Kriz kick)

ECC-Alexander 1 run (Kriz kick)

ECC-Grimes 5 pass from Alexander (Kriz kick)

ECC-Alexander 55 run (Kriz kick)

Team Statistics	MAINE	ECC
First Downs	9	18
Rushing Yardage	66	171
Passing Yardage	86	184
TOTAL OFFENSE	152	355
Passes (Comp-Att-Int)	7-26-4	13-26-1
Fumbles Lost	2	3
Punts-Avg	8-38	5-40
Penalties-Yards	50	59


The Pirates faced the Bulldogs in Shreveport to mark East Carolina's first modern era bowl appearance.



Independence Bowl

East Carolina 35, Louisiana Tech 13
December 16, 1978 • Shreveport, La.

Attendance: 18,200



East Carolina	14	7	7	7	-	35
Louisiana Tech	0	10	3	0	-	13

First Quarter

ECU—Collins 3 run (Lamm kick)
ECU—Green 1 run (Lamm kick)

Second Quarter

ECU—Collins 1 run (Lamm kick)
LT—Spruiell 32 pass from Thibodeaux (Swilley kick)
LT—FG Swilley 36

Third Quarter

ECU—Sutton 45 run (Lamm kick)
LT—FG Swilley 24

Fourth Quarter

ECU—Hicks 2 run (Lamm kick)

Team Statistics	ECU	LA. TECH
First Downs	17	18
Rushing Yardage	278	12
Passing Yardage	54	263
TOTAL OFFENSE	332	275
Passes (Comp-Att-Int)	4-13-0	18-52-3
Return Yardage	97	6
Fumbles Lost	2	4
Punts-Avg	7-30	5-42
Penalties-Yards	65	0

Individual Leaders

RUSHING: ECU - Sutton 17-143. LT - Clark 6-28.
PASSING: ECU - Green 4-13-0, 54. LT - Barkley 12-39-3, 160; Thibodeaux 6-13-0, 103.
RECEIVING: ECU - Gallaher 3-33. LT - Spruiell 7-130.

Peach Bowl

East Carolina 37, NC State 34
January 1, 1992 • Atlanta, Ga.

Attendance: 59,332



NC State	7	7	13	7	-	34
East Carolina	7	10	0	20	-	37

First Quarter

NCSU—Downs 2 run (Hartman kick)

ECU—Van Buren 5 pass from Blake (Brenner kick)

Second Quarter

NCSU—Harrison 4 pass from Jordan (Hartman kick)

ECU—FG Brenner 27

ECU—Gallimore 55 pass from Blake (Brenner kick)

Third Quarter

NCSU—Hinton 14 pass from Jordan (Hartman kick)

NCSU—Manior 1 run (kick blocked)

Fourth Quarter

NCSU—Davenport 52 pass from George (Hartman kick)

ECU—Blake 2 run (Brenner kick)

ECU—Johnson 17 pass from Blake (run failed)

ECU—Fisher 22 pass from Blake (Brenner kick)

Team Statistics	NCSU	ECU
First Downs	20	24
Rushing Yardage	186	42
Passing Yardage	197	378
TOTAL OFFENSE	383	420
Passes (Comp-Att-Int)	16-24-1	31-51-3
Return Yardage	38	53
Fumbles-Lost	1-1	4-1
Punts-Avg	8-36	4-42
Penalties-Yards	5-34	8-45

Individual Leaders

RUSHING: ECU - Van Buren 11-65. NCSU - Barbour 23-90, Downs 10-63.

PASSING: ECU - Blake 31-51-3, 378. NCSU - Jordan 15-23-1, 145.

RECEIVING: ECU - Fisher 12-144, Johnson 6-56, Gallimore 5-113, Van Buren 5-30.

NCSU - Davenport 6-118, Williams 4-30.

St. Jude Liberty Bowl

Illinois 30, East Carolina 0
December 31, 1994 • Memphis, Tenn.

Attendance: 33,280



Illinois	14	10	6	0	-	30
East Carolina	0	0	0	0	-	0

First Quarter

UI—Dilger 17 pass from Johnson (Richardson kick)

UI—Strong 73 pass from Johnson (Richardson kick)

Second Quarter

UI—FG Richardson 21

UI—Dulick 5 pass from Johnson (Richardson kick)

Third Quarter

UI—Douthard 9 pass from Johnson (kick failed)

Team Statistics	UI	ECU
First Downs	18	17
Rushing Yardage	134	92
Passing Yardage	255	179
TOTAL OFFENSE	389	271
Passes (Comp-Att-Int)	20-34-0	20-41-4
Return Yardage	42	23
Fumbles-Lost	0-0	1-1
Punts-Avg	6-39	5-41
Penalties-Yards	15-164	6-40

Individual Leaders

RUSHING: UI - Douthard 13-52, Holcombe 12-46. ECU - Smith 15-46, McPhail 4-38.

PASSING: UI - Johnson 18-30-0, 250. ECU - Crandell 20-41-4, 179.

RECEIVING: UI - Dilger 7-60, Strong 3-96, Dulick 3-30. ECU - Nichols 6-55, Richards 4-25, Williams 3-33.




East Carolina returned to Memphis a year after falling to Illinois and posted a 19-13 victory over Pac-10 member Stanford without an offensive touchdown in the St. Jude Liberty Bowl.

St. Jude Liberty Bowl

East Carolina 19, Stanford 13
December 30, 1995 • Memphis, Tenn.

Attendance: 47,398



Stanford	0	7	6	0	-	13
East Carolina	7	9	0	3	-	19

First Quarter

ECU-Hart 39 interception return (Holcomb kick)

Second Quarter

ECU-FG Holcomb 46

ECU-FG Holcomb 26

STAN-Salina 1 run (Abrams kick)

ECU-FG Holcomb 41

Third Quarter

STAN-Ellis 2 blocked punt (kick failed)

Fourth Quarter

ECU-FG Holcomb 34

Team Statistics

	STAN	ECU
First Downs	11	18
Rushing Yardage	72	129
Passing Yardage	139	218
TOTAL OFFENSE	211	347
Passes (Comp-Att-Int)	15-27-2	19-46-1
Return Yardage	48	57
Fumbles-Lost	2-2	0-0
Punts-Avg	7-37	6-29
Penalties-Yards	3-18	4-25

Individual Leaders

RUSHING: STAN - Bookman 13-52, Mitchell 8-30. ECU - McPhail 27-92, Crandell 7-(-6).


PASSING: STAN - Butterfield 15-27-2, 139. ECU - Crandell 19-46-1, 218.

RECEIVING: STAN - Manning 3-42, Harris 3-37. ECU - Richards 5-59, Galloway 4-70.

Mobile Alabama Bowl

TCU 28, East Carolina 14
December 22, 1999 • Mobile, Ala.

Attendance: 34,200



TCU	7	14	0	7	-	28
East Carolina	7	0	7	0	-	14

First Quarter

ECU—Powell 58 pass from Garrard (Miller kick)
TCU—Tomlinson 2 run (Kaylakie kick)

Second Quarter

TCU—Scarborough 21 pass from Printers (Kaylakie kick)
TCU—Tomlinson 3 run (Kaylakie kick)

Third Quarter

ECU—Wilson 13 run (Miller kick)

Fourth Quarter

TCU—Gary 32 interception return (Kaylakie kick)

Team Statistics	TCU	ECU
First Downs	16	12
Rushing Yardage	186	-16
Passing Yardage	174	239
TOTAL OFFENSE	360	223
Passes (Comp-Att-Int)	13-19-1	20-37-1
Return Yardage	81	0
Fumbles-Lost	1-1	0-0
Punts-Avg	6-52	7-38
Penalties-Yards	8-80	3-15

Individual Leaders

RUSHING: TCU - Tomlinson 36-124, Batteaux 6-37, Printers 7-27, Layne 1(-)-2. ECU - Henry 4-22, Wilson 9-16, Alston 1(-)-7, Stokes 2(-)-14, Garrard 10(-)-33.


PASSING: TCU - Printers 13-19-1, 174. ECU - Garrard 19-35-1, 191; Alston 1-2-0 48.

RECEIVING: TCU - Tomlinson 4-29, Scarborough 2-49, Maiden 2-41, Dunbar 2-16, Batteaux 1-17, James 1-13, Brown 1-9. ECU - Wilson 8-23, Chappell 5-116, Powell 2-67, Stokes 2-9, Floyd 1-11, Henry 1-9, Burns 1-4.

galleryfurniture.com Bowl

East Carolina 40, Texas Tech 27
December 27, 2000 • Houston, Texas

Attendance: 33,899



Texas Tech	0	7	7	13	-	27
East Carolina	20	14	6	0	-	40

First Quarter

ECU—Garrard 6 run (kick blocked), 11:31
ECU—Stokes 71 punt return (Miller kick), 7:51
ECU—Henry 1 run (Miller kick), 4:26

Second Quarter

ECU—Collier 44 pass from Garrard (Miller kick), 14:16
ECU—Henry 1 run (Miller kick), 4:27
TTU—Dorris 7 pass from Kingsbury (Birkholz kick), 1:39

Third Quarter

TTU—Jones 65 pass from Kingsbury (Birkholz kick), 13:11
ECU—FG Miller 36, 8:44
ECU—FG Miller 35, 3:52

Fourth Quarter

TTU—Roberts 17 pass from Kingsbury (Birkholz kick), 14:41
TTU—Dorris 3 pass from Kingsbury (pass failed), 6:44

Team Statistics	TTU	ECU
First Downs	18	25
Rushing Yardage	62	252
Passing Yardage	307	229
TOTAL OFFENSE	369	481
Passes (Comp-Att-Int)	31-49-2	17-27-2
Return Yardage	41	82
Fumbles-Lost	1-0	4-3
Punts-Avg	6-41	3-34
Penalties-Yards	4-23	4-40

Individual Leaders

RUSHING: TTU - R. Williams 9-55, S. Williams 2-18, Munlin 2-5, Kingsbury 10(-)-16. ECU - Henry 20-92, Burns 6-52, Stokes 2-33, Garrard 13-33, Gilliam 3-24, Brown 3-11, Helms 2-9, Harris 1-0, Team 2(-)-2.

PASSING: TTU - Kingsbury 31-49-2, 307. ECU - Garrard 17-27-1, 229.

RECEIVING: TTU - Dorris 7-53, Jones 6-147, Baker 4-52, S. Williams 4(-)-7, Welker 3-13, Roberts 2-23, Francis 2-13, R. Williams 2-5, Scovell 1-8. ECU - Stokes 5-46, Harris 3-76, Burns 2-18, Copper 2-12, Collier 1-44, Morris 1-13, Powell 1-11, Harris 1-6, Floyd 1-3.

GMAC Bowl

Marshall 64, East Carolina 61 (2OT)
December 19, 2001 • Mobile, Ala.

Attendance: 40,139



Marshall	0	8	28	15	(7)	(6)	-	64
East Carolina	21	17	3	10	(7)	(3)	-	61

First Quarter

ECU—Hunt 12 interception return (Miller kick), 14:03

ECU—Steward 43 fumble return (Miller kick), 11:39

ECU—Garrard 9 run (Miller kick), 6:48

Second Quarter

ECU—FG Miller 25, 9:06

MU—Watts 35 pass from Leftwich (Buggs run), 6:35

ECU—Henry 7 run (Miller kick), 6:00

ECU—Garrard 6 run (Miller kick), 4:47

Third Quarter

MU—Street 25 interception return (Head kick), 14:37

MU—Leftwich 9 run (Head kick), 12:23

ECU—FG Miller 22, 8:34

MU—Tarpley 25 interception return (Head kick), 5:21

MU—Wallace 15 run (Head kick), 1:00

Fourth Quarter

ECU—FG Miller 32, 10:43

MU—Marriott 30 pass from Leftwich (pass failed), 6:15

ECU—Henry 55 run (Miller kick), 5:00

MU—FG Head 27

MU—Watts 11 pass from Leftwich (kick failed), 0:07

First Overtime

MU—Wallace 2 run (Head kick)

ECU—Henry 25 run (Miller kick)

Second Overtime

ECU—FG Miller 37

MU—Davis 8 pass from Leftwich

Team Statistics	MU	ECU
First Downs	36	23
Rushing Yardage	73	331
Passing Yardage	576	161
TOTAL OFFENSE	649	492
Passes (Comp-Att-Int)	41-70-2	11-23-2
Return Yardage	55	67
Fumbles-Lost	3-2	1-1
Punts-Avg	4-36	4-38
Penalties-Yards	7-59	5-32

Papajohns.com Bowl

South Florida 24, East Carolina 7
December 23, 2006 • Birmingham, Ala.

Attendance: 32,023



South Florida	14	10	0	0	-	24
East Carolina	7	0	0	0	-	7

First Quarter

USF—Benjamin Williams 16 run (Delbert Alvarado kick), 13:53

USF—Williams 1 run (Alvarado kick), 8:43

ECU—Bobby Good 48 pass from James Pinkney (Ben Hartman kick), 5:04

Second Quarter

USF—Amarri Jackson 37 pass from Matt Grothe (Alvarado kick), 12:51

USF—Alvarado 38 field goal, 6:31

Team Statistics	USF	ECU
First Downs	12	22
Rushing Yardage	156	54
Passing Yardage	130	263
TOTAL OFFENSE	286	317
Passes (Comp-Att-Int)	12-18-0	18-44-0
Return Yardage	66	113
Fumbles-Lost	1-1	3-2
Punts-Avg	6-36.8	6-42.0
Penalties-Yards	6-60	3-25

Individual Leaders

RUSHING: USF – Williams 17-67, 2 TD, Julmiste 12-53, Grothe 7-15. ECU – Lindsay 12-85, Good 1-11, Allison 1(-5).

PASSING: USF – Grothe 10-6-0, 81, 1 TD; Julmiste 8-6-0, 49. ECU – Pinkney 25-8-0, 125, 1 TD; Kass 19-10-0, 138.

RECEIVING: USF – Randolph 2-27, Hill 2-22, Johnson 2-5, Jackson 1-37, 1 TD. ECU – Good 5-116, 1 TD, Roach 3-45, Bryant 3-26, Allison 3-24, Fractious 1-26, Rogers 1-17.

ECU topped the Broncos on a late field goal to claim its first bowl victory since 2000.



Sheraton Hawai'i Bowl

East Carolina 41, Boise State 38
December 23, 2007 • Honolulu, Hawai'i

Attendance: 30,467



Boise State	7	7	10	14	-	38
East Carolina	10	21	7	3	-	41

First Quarter

ECU—Ben Hartman 36 field goal, 8:22

BSU—Austin Smith 89 kickoff return (Kyle Brotzman kick), 8:10

ECU—Chris Johnson 68 run (Hartman kick), 4:25

Second Quarter

ECU—Dominique Lindsay 3 run (Hartman kick), 12:31

ECU—Johnson 18 pass from Patrick Pinkney (Hartman kick), 8:51

BSU—Ryan Putnam 3 pass from Taylor Tharp (Brotzman kick), 4:18

ECU—Lindsay 3 run (Hartman kick), 0:33

Third Quarter

ECU—Brandon Simmons 3 run (Hartman kick), 9:02

BSU—Jeremy Avery 25 pass from Tharp (Brotzman kick), 8:10

BSU—Brotzman 31 field goal, 3:11

Fourth Quarter

BSU—D.J. Harper 1 run (Brotzman kick), 7:09

BSU—Marty Tadman 47 fumble return (Brotzman kick), 1:25

ECU—Hartman 34 field goal, 0:00

Team Statistics	BSU	ECU
First Downs	22	22
Rushing Attempts	24	50
Rushing Yards	98	322
Attempts-Completions-Int.	44-30-2	22-13-0
Passing Yards	270	154
TOTAL OFFENSE	368	476
Punts-Average	4-42.2	7-43.1
Fumbles-Lost	3-2	2-1
Penalties-Yards	4-50	7-50
Sacks By-Yards	0-0	1-7
3rd Down Conversions	6-12	6-15
4th Down Conversions	0-0	1-1
Time of Possession	26:16	33:44

Individual Leaders

RUSHING: BSU – J. Avery 10-69; I. Johnson 4-11; T. Young 1-8; T. Tharp 6-7; D. Harper 3-3, 1 TD. ECU – C. Johnson 28-223, 1 TD; P. Pinkney 11-53; D. Harris 3-24; D. Lindsay 4-8, 2 TD; R. Kass 2-6.

PASSING: BSU – T. Tharp 44-30-2, 270, 2 TD. ECU – P. Pinkney 19-12-0, 118, 1 TD; R. Kass 3-1-0, 36.

RECEIVING: BSU – A. Pettis 9-89; T. Young 7-47; J. Hawkins 5-35; J. Avery 4-43, 1 TD; T. Bissell 2-23. ECU – J. Bryant 6-78; C. Johnson 3-32, 1 TD; D. Harris 1-22; J. Sonnhalter 1-16; S. Rogers 1-6; J. Crowell 1-0.

AutoZone Liberty Bowl

Kentucky 25, East Carolina 19
January 2, 2009 • Memphis, Tenn.

Attendance: 56,125



Kentucky	0	3	13	9	-	25
East Carolina	3	13	3	0	-	19

First Quarter

ECU—Ben Hartman 22 field goal, 5:24

Second Quarter

ECU—Brandon Simmons 28 run (Hartman kick), 14:14

UK—Lones Seiber 21 field goal, 8:59

ECU—Darryl Freeney 80 pass from Patrick Pinkney (kick blocked), 8:47

Third Quarter

UK—David Jones 99 kickoff return (kick blocked), 14:48

UK—Kyrus Lanxter 19 pass from Mike Hartline (Seiber kick), 8:13

ECU—Hartman 43 field goal, 0:06

Fourth Quarter

UK—Seiber 34 field goal, 14:07

UK—Ventrell Jenkins 56 fumble return (kick blocked), 3:02

Team Statistics

	UK	ECU
First Downs	16	17
Rushing Attempts	37	31
Rushing Yards	106	101
Attempts-Completions-Int.	31-19-1	36-18-0
Passing Yards	204	296
TOTAL OFFENSE	310	397
Punts-Average	6-41.8	8-47.8
Fumbles-Lost	1-0	2-1
Penalties-Yards	4-35	4-17
Sacks By-Yards	3-12	1-11
3rd Down Conversions	7-17	3-15
4th Down Conversions	1-1	0-1
Time of Possession	30:43	29:17

Individual Leaders

RUSHING: UK – T. Dixon 28-89; A. Smith 5-28; J. Conner 1-1; M. Hartline 3-(-12). ECU – B. Simmons 10-44, 1 TD; N. Whitley 7-31; J. Rogers 3-23; M. Bowman 1-3; P. Pinkney 10-0.

PASSING: UK – M. Hartline 31-19-1, 204, 1 TD. ECU – P. Pinkney 36-18-0, 296, 1 TD.

RECEIVING: UK – K. Lanxter 5-46, 1 TD; G. McCaskill 3-64; T. Dixon 3-17; A. Smith 3-11; E. Adeyemi 2-31; M. Grinter 1-16; T. Drake 1-15; J. Conner 1-4. ECU – D. Drew 5-120; D. Freeney 5-112, 1 TD; B. Simmons 3-23; M. Bowman 2-20; J. Womack 1-15; K. Gidrey 1-4; J. Rogers 1-2.

AutoZone Liberty Bowl

Arkansas 20, East Carolina 17 (OT)
January 2, 2010 • Memphis, Tenn.

Attendance: 62,742



Arkansas	0	0	17	0	(3)	-	20
East Carolina	0	10	7	0	(0)	-	17

Second Quarter

ECU—Dominique Lindsay 3 run (Ben Hartman kick), 7:03

ECU—Hartman 33 field goal, 0:53

Third Quarter

UA—Alex Tejada 25 field goal, 10:41

UA—Tramain Thomas 37 interception return (Tejada kick), 9:04

ECU—Dwayne Harris 13 pass from Patrick Pinkney (Hartman kick), 5:52

UA—Jarius Wright 41 pass from Ryan Mallett (Tejada kick), 5:16

Overtime

UA—Tejada 37 field goal, 15:00

Team Statistics

	UA	ECU
First Downs	10	24
Rushing Attempts	20	55
Rushing Yards	81	184
Attempts-Completions-Int.	36-15-0	33-17-2
Passing Yards	202	209
TOTAL OFFENSE	283	393
Punts-Average	7-35.9	6-39.8
Fumbles-Lost	3-1	2-1
Penalties-Yards	4-25	4-10
Sacks By-Yards	3-31	0-0
3rd Down Conversions	0-13	8-19
4th Down Conversions	1-3	0-0
Time of Possession	22:05	37:55

Individual Leaders

RUSHING: UA – B. Green 11-50; D. Johnson 4-21; R. Mallett 1-6; K. Davis 2-3; R. Wingo 2-1. ECU – D. Lindsay 33-151, 1 TD; G. Ruffin 13-44; J. Rogers 2-9; P. Pinkney 7-(-20).


PASSING: UA – R. Mallett 36-15-0, 202, 1 TD. ECU – P. Pinkney 33-17-2, 209, 1 TD.

RECEIVING: UA – J. Wright 4-90, 1 TD; G. Childs 3-32; L. Crawford 2-17; D. Johnson 2-8; B. Green 1-17; J. Adams 1-15; D. Williams 1-12; C. Hamilton 1-11. ECU – D. Freeney 6-94; D. Harris 4-64, 1 TD; A. Bodenheimer 2-15; M. Bowman 2-11; D. Lindsay 1-13; K. Gidrey 1-7; J. Bryant 1-5.

Military Bowl

Maryland 51, East Carolina 20
December 29, 2010 • Washington, D.C.

Attendance: 38,062



East Carolina	0	3	10	7	-	20
Maryland	6	10	21	14	-	51

First Quarter

UM—Kevin Dorsey 45 pass from Danny O'Brien (kick blocked), 10:35

Second Quarter

UM—Travis Baltz 23 field goal, 9:46

ECU—Mike Barbour 37 field goal, 6:08

UM—D.J. Adams 1 run (Baltz kick), 2:57

Third Quarter

UM—Adams 1 run (Baltz kick), 13:13

ECU—Lance Lewis 20 pass from Dominique Davis (Barbour kick), 9:51

UM—Adams 1 run (Baltz kick), 4:32

ECU—Barbour 31 field goal, 1:18

UM—Da'Rel Scott 61 run (Baltz kick), 1:00

Fourth Quarter

UM—Scott 91 run (Baltz kick), 11:20

UM—Adams 4 run (Baltz kick), 4:41

ECU—Justin Jones 14 pass from Brad Wornick (Barbour kick), 1:43

Team Statistics

	ECU	UM
First Downs	19	18
Rushing Attempts	21	38
Rushing Yards	32	297
Attempts-Completions-Int.	62-39-2	22-13-2
Passing Yards	311	181
TOTAL OFFENSE	343	478
Punts-Average	4-35.2	3-36.7
Fumbles-Lost	2-2	1-0
Penalties-Yards	15-120	11-98
Sacks By-Yards	0-0	1-13
3rd Down Conversions	7-19	5-11
4th Down Conversions	1-3	1-1
Time of Possession	30:13	29:47

Individual Leaders

RUSHING: ECU—G. Ruffin 11-27; M. Dobson 1-4; M. Bowman 1-4; N. Whitley 1-4; J. Williams 1-1; D. Davis 5-(-1); D. Harris 1-(-7). UM—D. Scott 13-200, 2 TD; D. Meggett 7-62; D. Adams 13-35, 4 TD; T. Watson 2-2; R. Moore 2-1; T. Smith 1-(-3).


PASSING: ECU—D. Davis 57-35-2, 268, 1 TD; B. Wornick 5-4-0, 43, 1 TD. UM—D. O'Brien 22-13-2, 181, 1 TD.

RECEIVING: ECU—L. Lewis 11-137, 1 TD; D. Harris 8-68; A. Bodenheimer 5-43; J. Jones 4-60, 1 TD; J. Williams 4-(-8); G. Ruffin 3-4; M. Bowman 2-(-1). UM—D. Meggett 2-52; K. Dorsey 2-50, 1 TD; M. Furstenburg 2-40; K. Boykins 2-14; T. Smith 2-10; T. Logan 1-7; T. Watson 1-5.

R+L Carriers New Orleans Bowl

UL-Lafayette 43, East Carolina 34
December 22, 2012 • New Orleans, La.

Attendance: 48,828



East Carolina	0	21	10	3	-	34
UL-Lafayette	7	24	6	6	-	43

First Quarter

UL—Terrance Broadway 12 run (Brett Baer kick), 8:10

Second Quarter

UL—Harry Peoples 10 run (Baer kick), 14:17

ECU—Reggie Bullock 5 run (Warren Harvey kick), 12:48

UL—Alonzo Harris 6 run (Baer kick), 11:07

UL—Harris 68 run (Baer kick), 7:05

ECU—Justin Hardy 19 pass from Shane Carden (Harvey kick), 3:09

ECU—Danny Webster 16 pass from Carden (Harvey kick), 2:56

UL—Baer 50 field goal, 0:00

Third Quarter

ECU—Harvey 45 field goal, 9:46

ECU—Bullock 13 run (Harvey kick), 5:57

UL—Javone Lawson 14 pass from Broadway (kick blocked), 3:07

Fourth Quarter

ECU—Harvey 26 field goal, 13:36

UL—Baer 25 field goal, 3:11

UL—Baer 39 field goal, 0:10

Team Statistics

	ECU	UL
First Downs	24	25
Rushing Attempts	30	42
Rushing Yards	143	267
Attempts-Completions-Int.	43-25-1	35-22-1
Passing Yards	278	324
TOTAL OFFENSE	421	591
Punts-Average	6-46.3	5-42.4
Fumbles-Lost	1-0	1-1
Penalties-Yards	0-0	4-50
Sacks By-Yards	1-5	1-3
3rd Down Conversions	6-16	8-15
4th Down Conversions	1-2	0-0
Time of Possession	27:17	32:43

Individual Leaders

RUSHING: ECU—R. Bullock 17-104, 2 TD; V. Cooper 9-19; J. Solomon 1-19; S. Carden 3-1. UL—A. Harris 21-120, 2 TD; T. Broadway 15-108, 1 TD; B. Gautier 1-6; H. Peoples 1-10, 1 TD; T. Pierce 2-10.

PASSING: ECU—S. Carden 42-25-1, 278, 2 TD; J. Hardy 1-0-0, 0. UL—T. Broadway 32-21-1, 316, 1 TD; B. Gautier 2-1-0, 8.

RECEIVING: ECU—A. Bodenheimer 5-65; J. Hardy 5-59, 1 TD; D. Webster 4-42, 1 TD; J. Solomon 3-56; D. Harris 2-14; V. Cooper 2-3; R. Wiggins 1-18. UL—J. Robinson 6-116; J. Lawson 4-71, 1 TD; H. Peoples 3-43; I. Thompson 3-27; B. Brown 2-30; E. Reed 1-16; D. Sargent 1-10.



Adonis Armstrong (3) and Vintavious Cooper (21) hoist the Beef 'O' Brady's Bowl trophy at Tropicana Field.

Beef 'O' Brady's Bowl

East Carolina 37, Ohio 20
December 23, 2013 • St. Petersburg, Fla.

Attendance: 20,053



Ohio	0	14	3	3	-	20
East Carolina	14	3	0	20	-	37

First Quarter

ECU—Cam Worthy 5 pass from Shane Carden (Warren Harvey kick), 10:45
ECU—Breon Allen 2 run (Harvey kick), 0:27

Second Quarter

OHIO—Daz' Patterson 17 pass from Tyler Tettleton (Josiah Yazdani kick) 14:39
OHIO—Donte Foster 80 pass from Derrius Vick (Yazdani kick), 9:54
ECU—Harvey 41 field goal, 1:01

Third Quarter

OHIO—Yazdani 29 field goal, 6:42

Fourth Quarter

OHIO—Yazdani 28 field goal, 13:34
ECU—Vintavious Cooper 31 run (Harvey kick), 9:45
ECU—Carden 14 pass from Worthy (Harvey kick), 7:29
ECU—Cooper 22 run (kick blocked), 1:55

Team Statistics	OHIO	ECU
First Downs	21	30
Rushing Attempts	37	41
Rushing Yards	107	281
Attempts-Completions-Int.	44-24-3	46-30-0
Passing Yards	328	287
TOTAL OFFENSE	435	568
Punts-Average	6-42.5	5-43.8
Fumbles-Lost	1-0	1-0
Penalties-Yards	5-60	9-75
Sacks By-Yards	2-16	3-17
3rd Down Conversions	8-22	7-16
4th Down Conversions	1-1	0-2
Time of Possession	26:36	33:24

Individual Leaders

RUSHING: OHIO—B. Blankenship 21-66; D. Patterson 10-28; T. Tettleton 4-14; D. Vick 2-(-1). ECU—V. Cooper 25-198, 2 TD; B. Allen 6-43, 1 TD; S. Carden 10-40.
PASSING: OHIO—T. Tettleton 40-21-3, 228, 1 TD; D. Vick 3-3-0, 100, 1 TD; L. Smith 1-0-0, 0. ECU—S. Carden 45-29-0, 273, 1 TD; C. Worthy 1-1-0, 14, 1 TD.
RECEIVING: OHIO—D. Foster 6-160, 1 TD; D. Patterson 6-77, 1 TD; C. Cochran 5-33; L. Smith 2-37; J. Reid 2-5; T. Mangen 1-6; I. Dixon 1-6; T. Hill 1-4. ECU—J. Hardy 9-66; I. Jones 8-48; V. Cooper 3-22; C. Worthy 2-42, 1 TD; B. Williams 2-27; Z. Pasut 2-23; R. Wiggins 2-20; B. Allen 1-25; S. Carden 1-14, 1 TD.

SHANE CARDEN

Birmingham Bowl Individual Game Records

Most Pass Attempts:
66 vs. Florida

Most Pass Completions:
34 vs. Florida

Most Pass Yards:
427 vs. Florida

Most Total Offense Plays:
75 vs. Florida

Most Total Offense Yards:
413 vs. Florida



Birmingham Bowl

Florida 28, East Carolina 20

January 3, 2015 • Birmingham, Ala.

Attendance: 30,083



East Carolina	7	0	10	3	-	20
Florida	7	14	7	0	-	28

First Quarter

ECU—Justin Hardy 3 pass from Shane Carden (Warren Harvey kick), 7:06

UF—Brian Poole 29 interception return (Austin Hardin kick), 3:09

Second Quarter

UF—Adam Lane 2 run (Hardin kick), 14:56

UF—Brandon Powell 13 pass from Treon Harris (Hardin kick), 6:23

Third Quarter

ECU—Cam Worthy 4 pass from Carden (Harvey kick), 12:51

UF—Ahmad Fulwood 86 pass from Harris (Ardin kick), 11:20

ECU—Harvey 24 field goal, 6:10

Fourth Quarter

ECU—Harvey 24 field goal, 11:55

Team Statistics	ECU	UF
First Downs	32	15
Rushing Attempts	33	4
Rushing Yards	109	168
Attempts-Completions-Int.	68-34-2	28-13-1
Passing Yards	427	171
TOTAL OFFENSE	536	339
Punts-Average	6-44.5	8-42.9
Fumbles-Lost	2-1	2-2
Penalties-Yards	5-35	6-40
Sacks By-Yards	2-7	4-34
3rd Down Conversions	8-20	8-17
4th Down Conversions	0-2	0-0
Time of Possession	32:23	27:37

Individual Leaders

RUSHING: ECU—C. Hairston 17-73; A. Scott 5-44; K. Benkert 2-6; S. Carden 9(-14).

UF—A. Lane 16-109, 1 TD; T. Harris 10-41; M. Brown 8-21; J. Driskel 3-7; K. Taylor 4-0.

PASSING: ECU—S. Carden 66-34-2, 427, 2 TD; J. Hardy 1-0-0, 0; I. Jones 1-0-0, 0.

UF—T. Harris 11-5-1, 123, 2 TD; J. Driskel 17-8-0, 48.

RECEIVING: ECU—J. Hardy 11-160, 1 TD; C. Worthy 8-130, 1 TD; I. Jones 6-64; J. Williams 3-24; D. Grayson 2-36; Q. Johnson 1-5; B. Williams 1-5; S. Baggett 1-2; A. Scott 1-1. UF—D. Robinson 6-36; B. Powell 3-20, 1 TD, A. Fulwood 1-86, 1 TD; C. Burton 1-18; G. Dunbar 1-6; C. Thompson 1-5.

ECU Bowl Records



Chris Johnson rushed for an East Carolina bowl-record 223 yards against No. 24 Boise State to help the Pirates to a thrilling 41-38 victory in the 2007 Sheraton Hawai'i Bowl at Aloha Stadium in Honolulu. Johnson, who was selected by the Tennessee Titans in the first round of the NFL Draft four months later, also established a new NCAA bowl standard with 408 all-purpose yards after racking up 153 kickoff return and 32 reception yards against the Broncos.

Total Offense

Most Plays	75.....	Shane Carden, 2015 Birmingham Bowl vs. Florida
Most Net Yards	413.....	Shane Carden, 2015 Birmingham Bowl vs. Florida

Rushing

Most Rushes	31.....	Dave Alexander, 1965 Tangerine Bowl vs. Maine
Most Net Yards	223.....	Chris Johnson, 2007 Sheraton Hawai'i Bowl vs. Boise State
Most TD Rushes	3.....	Leonard Henry, 2001 GMAC Bowl vs. Marshall

Passing

Most Attempts	66.....	Shane Carden, 2015 Birmingham Bowl vs. Florida
Most Completions	35.....	Dominique Davis, 2010 Military Bowl vs. Maryland
Most Net Yards	427.....	Shane Carden, 2015 Birmingham Bowl vs. Florida
Most TD Passes	4.....	Jeff Blake, 1992 Peach Bowl vs. NC State

Receiving

Most Receptions	12.....	Luke Fisher, 1992 Peach Bowl vs. NC State
Most Net Yards	160.....	Justin Hardy, 2015 Birmingham Bowl vs. Florida
Most TD Receptions	1.....	by 17 players

Punt Returns

Longest	71 (TD).....	Keith Stokes, 2000 galleryfurniture.com Bowl vs. Texas Tech
----------------	--------------	--

Kickoff Returns

Longest	47.....	Dion Johnson, 1992 Peach Bowl vs. NC State
----------------	---------	---

All-Purpose

Most Net Yards	408.....	Chris Johnson, 2007 Sheraton Hawai'i Bowl vs. Boise State
-----------------------	----------	--



Pro Pirates

Pirates in the Pros

Pirates in 2017 NFL Training Camps

East Carolina had 11 former players scheduled to be in NFL Training Camps when league preseason workouts began in July:

DaShaun Amos	New York Giants
Zeek Bigger	Carolina Panthers
Justin Hardy	Atlanta Falcons
Dwayne Harris	New York Giants
Josh Hawkins	Green Bay Packers
Zay Jones	Buffalo Bills
Linval Joseph	Minnesota Vikings
Dayon Pratt	Houston Texans
James Summers	Arizona Cardinals
Bryce Williams	Seattle Seahawks
C.J. Wilson	Chicago Bears

National Football League (NFL)

Last team played for listed

Aundrae Allison	New York Jets
Richard Alston	Cleveland Browns
DaShaun Amos*	New York Giants
Mike Applewhite	Phoenix Cardinals
Steven Baker	St. Louis Rams
Glenn Bass	Buffalo Bills
Andrew Bayes	Tampa Bay Buccaneers
Zeek Bigger*	Carolina Panthers
Ja'Warren Blair	Cleveland Browns
Jeff Blake	Chicago Bears
Reggie Branch	Washington Redskins
Willie Brookins	Carolina Panthers
Michael Brooks	Seattle Seahawks
Stanley Bryant	Denver Broncos
Lamont Burns	Oakland Raiders
Rashon Burns	Chicago Bears
Matt Butler	Detroit Lions
Earnest Byner	Baltimore Ravens
Shane Carden	Chicago Bears
Bernard Carter	Green Bay Packers
DeVone Claybrooks	Arizona Cardinals
Roderick Coleman	Atlanta Falcons
Tony Collins	Miami Dolphins
Terrance Copper	Kansas City Chiefs
Mondell Corbett	Seattle Seahawks
George Crump	New England Patriots
Carlester Crumpler, Jr.	Minnesota Vikings
Carlester Crumpler, Sr.	Buffalo Bills
David Daniels	Pittsburgh Steelers
Kwaku Danso	Cleveland Browns
Emanuel Davis	Cleveland Browns
Dominique Davis	Atlanta Falcons
Matt Dodge	New York Giants
Davon Drew	Baltimore Ravens
Damane Duckett	New England Patriots
Mitchell Galloway	Buffalo Bills

David Garrard	New York Jets
Eric Graham	Carolina Panthers
Chris Hall	Dallas Cowboys
Lou Hallow	Los Angeles Rams
Steve Hamilton	Detroit Lions
Justin Hardy*	Atlanta Falcons
Clint Harris	New York Giants
Dwayne Harris*	New York Giants
Marcellus Harris	Jacksonville Jaguars
Josh Hawkins*	Green Bay Packers
Dwight Henry	San Diego Chargers
Leonard Henry	New York Jets
Eddie Hicks	New York Giants
John Jett	Detroit Lions
Chris Johnson	Arizona Cardinals
Derrell Johnson	Miami Dolphins
Dion Johnson	Houston Oilers
Justin Jones	New England Patriots
Robert Jones	Washington Redskins
Zay Jones*	Buffalo Bills
Linval Joseph*	Minnesota Vikings
Jeff Kerr	Cleveland Browns
George Koonce	Seattle Seahawks
Richard Koonce	Pittsburgh Steelers
Vonta Leach	Baltimore Ravens
Dwayne Ledford	New Orleans Saints
Lance Lewis	New Orleans Saints
Wayne Lineberry	Buffalo Bills
Ernie Logan	New York Jets
Terry Long	Pittsburgh Steelers
Grant Lowe	Washington Redskins
Chad Martin	Miami Dolphins
Norris McClary	Cincinnati Bengals
Emmanuel McDaniel	Arizona Cardinals
Reggie McKinney	Miami Dolphins
Jerris McPhail	Detroit Lions
Billy Michel	Denver Broncos
Tom Michel	Minnesota Vikings
Khalif Mitchell	San Francisco 49ers
Kevin Monroe	Carolina Panthers
Ricky Nichols	Indianapolis Colts
Montese Overton	Seattle Seahawks
Jeff Pegues	Cleveland Browns
Lee Pegues	Chicago Bears
Reggie Pinkney	Indianapolis Colts
Dayon Pratt*	Houston Texans
Wilson Raynor	New York Jets
Brian Rimpf	Baltimore Ravens
Tootie Robbins	Green Bay Packers
John Robertson	Philadelphia Eagles
Shaun Rose	Oakland Raiders
Kenneth Roskie	Detroit Lions
Jay Ross	Buffalo Bills
Jody Schulz	Philadelphia Eagles
Tom Scott	Cincinnati Bengals
Walter Scott	Green Bay Packers

Larry Shannon	Oakland Raiders
Will Simmons	Pittsburgh Steelers
Anthony Simpson	Tampa Bay Buccaneers
James Singletary	Indianapolis Colts
Troy Smith	Philadelphia Eagles
Vinson Smith	New Orleans Saints
Willie Smith	Washington Redskins
Hal Stephens	Detroit Lions
Keith Stokes	San Francisco 49ers
Les Strayhorn	Dallas Cowboys
Kevin Suggs	New York Giants
Carl Summerell	New York Giants
James Summers*	Arizona Cardinals
Zack Valentine	Philadelphia Eagles
Norwood Vann	Los Angeles Rams
Kevin Walker	Tampa Bay Buccaneers
Guy Whipper	Pittsburgh Steelers
Reese Wiggins	New England Patriots
Bryce Williams*	Seattle Seahawks
Henry Williams	Philadelphia Eagles
Terry Williams	Chicago Bears
Travis Williams	Pittsburgh Steelers
C.J. Wilson*	Chicago Bears
Jamie Wilson	Tampa Bay Buccaneers
Walter Wilson	Tampa Bay Buccaneers
Cam Worthy	Baltimore Ravens

**denotes active in 2017*

Arena Football League (AFL)

Sean Allen	Georgia Force
Andrew Bodenheimer	Jacksonville Sharks
Shane Carden*	Baltimore Brigade
Derrell Johnson*	Baltimore Brigade
Rob Kass	Spokane Shock
Mark Robinson	Orlando Predators
Will Simmons	Arizona Rattlers

**denotes active in 2017*

Canadian Football League (CFL)

Calvin Adams	Calgary Stampeders
Richard Alston	Hamilton Tiger-Cat
Chris Baker	Montreal Alouettes
Michael Brooks*	BC Lions
Stanley Bryant*	Winnipeg Blue Bombers
Shane Carden	Montreal Alouettes
DeVone Claybrooks	Calgary Stampeders
Marcus Crandell	Saskatchewan Roughriders
Dominique Davis*	Winnipeg Blue Bombers
Emanuel Davis*	Hamilton Tiger-Cats
Jerry Dillon	Sacramento Gold Miners
Damane Duckett	BC Lions
Luke Fisher	Shreveport Pirates
Dan Gonzalez	Montreal Alouettes
Marcellus Harris	Hamilton Tiger-Cats
Mike Hawkins	Calgary Stampeders
Kevin Ingram	Edmonton Eskimos
Jacobi Jenkins	BC Lions

Derrell Johnson	Winnipeg Blue Bombers
Danny Kepley	Edmonton Eskimos
Dekota Marshall	Winnipeg Blue Bombers
Charles Miles	Sacramento Gold Miners
Khalif Mitchell	Montreal Alouettes
Kenny Moore	Ottawa Rough Riders
Bobby Myrick	Ottawa Rough Riders
Harold Randolph	Montreal Alouettes
Terrell Richardson*	Calgary Stampeders
Junior Robinson	Sacramento Gold Miners
Junior Smith	Shreveport Pirates
Keith Stokes	Edmonton Eskimos
Theo Sutton	Winnipeg Blue Bombers
Marvin Townes	Winnipeg Blue Bombers
Al Whiting	Las Vegas Posse
Henry Williams	Edmonton Eskimos
Jonathan Williams	Calgary Stampeders
Travis Williams	Montreal Alouettes
Walter Wilson	Baltimore Colts (CFL)

*denotes active in 2017

Continental Football League

Dave Bumgarner Toronto Rifles

German Football League

Shane Garden Stuttgart Scorpions

Rocco Scarfone Stuttgart Scorpions

NFL Europe

Richard Alston Berlin Thunder

Andrew Bayes Amsterdam Admirals

Ja'Waren Blair Rhein Fire

DeVone Claybrooks Rhein Fire

Pernell Griffin Frankfurt Galaxy

Leonard Henry Frankfurt Galaxy

Dwayne Ledford Rhein Fire

Norris McCleary Frankfurt Galaxy

Kevin Miller Berlin Thunder

Shaun Rose Berlin Thunder

World League of American Football (WLAF)

Stefon Adams Sacramento Surge

Tony Baker Frankfurt Galaxy

Ellis Dillahunt N.Y./N.J. Knights

Brian McPhatter Raleigh-Durham Skyhawks

Anthony Thompson London Monarchs

Walter Wilson Ohio Glory

United Football League (UFL)

Aundrea Allison Virginia Destroyers

Dustin Lineback Virginia Destroyers

United States Football League (USFL)

Harold Blue Arizona Wranglers

Mike Brewington Boston/Portland Breakers

Tom Carnes Arizona Wranglers

Mike Grant Memphis Showboats

Sam Harrell Houston Gamblers

Willie Holley Washington Federals



Vonta Leach helped the Baltimore Ravens win Super Bowl XLVII in 2013.

Pirates in the Super Bowl

Name	Team	Super Bowl	Year
Jeff Blake (QB)	Philadelphia Eagles	Super Bowl XXXIX	2005
Reggie Branch (RB)	Washington Redskins	Super Bowl XXII	1988
Michael Brooks (DT) ^	Seattle Seahawks	Super Bowl XLVIII	2014
Earnest Byner (RB)	Washington Redskins	Super Bowl XXVI	1992
DeVone Claybrooks (DT)	Tampa Bay Buccaneers	Super Bowl XXXVII	2003
Tony Collins (RB)	New England Patriots	Super Bowl XX	1986
Steve Hamilton (DE)	Washington Redskins	Super Bowl XXII	1988
Justin Hardy (WR)	Atlanta Falcons	Super Bowl LI	2016
John Jett (P)	Dallas Cowboys	Super Bowl XXVIII, XXX	1994, 96
Robert Jones (LB)	Dallas Cowboys	Super Bowl XXVII, XXVIII, XXX	1993, 94, 96
Linval Joseph (DL)	New York Giants	Super Bowl XLVI	2012
George Koonce (LB)	Green Bay Packers	Super Bowl XXXII	1998
Vonta Leach (FB)	Baltimore Ravens	Super Bowl XLVII	2013
Emmanuel McDaniel (CB)	New York Giants	Super Bowl XXXV	2001
Jay Ross (DL) ^	Green Bay Packers	Super Bowl XLV	2011
Vinson Smith (LB)	Dallas Cowboys	Super Bowl XXVII	1993
Zack Valentine (LB)	Pittsburgh Steelers	Super Bowl XIV	1980
C.J. Wilson (DL)	Green Bay Packers	Super Bowl XLV	2011
Guy Whimper (OL)	New York Giants	Super Bowl XLII	2008

^on practice squad roster for Super Bowl

Super Bowl Champions

Name	Super Bowl Year(s)
Reggie Branch (RB)	1988
Michael Brooks (DT)	2014
Earnest Byner (RB)	1992
DeVone Claybrooks (DT)	2003
Steve Hamilton (DE)	1988
John Jett (P)	1994, 96
Robert Jones (LB)	1993, 94, 96
Linval Joseph (DL)	2012
Vonta Leach (FB)	2013
Jay Ross (DL)	2011
Vinson Smith (LB)	1993
Zack Valentine (LB)	1980
C.J. Wilson (DL)	2011
Guy Whimper (OL)	2008

Pirates in the Draft



DWAYNE HARRIS
New York Giants



JUSTIN HARDY
Atlanta Falcons



LINVAL JOSEPH
Minnesota Vikings

Year	Rd.	Pick	Player	Name	Team	Pos.	
2017	2	5	37	Zay Jones	Bills	WR	
2015	4	8	107	Justin Hardy	Falcons	WR	
2011	6	11	176	Dwayne Harris	Cowboys	WR	
2010	2	14	46	Linval Joseph	Giants	DT	
2010	7	14	221	Matt Dodge	Giants	P	
2010	7	23	230	C.J. Wilson	Packers	DE	
2009	5	13	149	Davon Drew	Ravens	TE	
2008	1	24	24	Chris Johnson	Titans	RB	
2007	5	9	146	Aundrae Allison	Vikings	WR	
2006	4	32	129	Guy Whimper	Giants	T	
2004	7	45	246	Brian Rimpf	Ravens	T	
2002	4	10	108	David Garrard	Jaguars	QB	
		7	30	241	Leonard Henry	Dolphins	RB
1999	5	20	153	Roderick Coleman	Raiders	DE	
		6	32	201	Troy Smith	Eagles	WR
1998	3	21	82	Larry Shannon	Dolphins	WR	
1997	5	1	131	Lamont Burns	Jets	G	
1996	4	16	111	Emmanuel McDaniel	Panthers	DB	
		5	2	134	Jerris McPhail	Dolphins	RB
1994	6	4	165	Bernard Carter	Buccaneers	LB	
		7	8	202	Carlester Crumpler, Jr.	Seahawks	TE
1993	6	8	148	Tom Scott	Bengals	T	
1992	1	24	24	Robert Jones	Cowboys	LB	
		6	26	166	Jeff Blake	Jets	QB
		8	14	210	Luke Fisher	Vikings	TE
		9	26	250	Chris Hall	Cowboys	DB
		10	22	274	Dion Johnson	Oilers	WR
1991	9	3	226	Ernie Logan	Falcons	DE	
1990	3	14	67	Walter Wilson	Chargers	WR	
		5	1	110	Junior Robinson	Patriots	DB
		7	14	179	James Singletary	Colts	LB
		10	27	275	Anthony Thompson	Broncos	LB
1988	8	5	198	Anthony Simpson	Buccaneers	RB	
		10	4	253	Ellis Dillahunt	Bengals	DB
1986	6	27	165	Kevin Walker	Buccaneers	DB	
		10	3	252	Tony Baker	Falcons	RB
1985	3	24	80	Stefon Adams	Raiders	DB	
		8	4	200	Ricky Nichols	Colts	WR
1984	2	27	55	Steve Hamilton	Redskins	DE	
		4	27	111	Terry Long	Steelers	G
		5	3	115	Clint Harris	Giants	DB
		5	13	125	Jeff Pegues	Redskins	LB
		5	21	133	Hal Stephens	Rams	DE
		10	1	253	Norwood Vann	Rams	TE
		10	28	280	Earnest Byner	Browns	RB
		11	4	284	John Robertson	Eagles	T
1983	2	18	46	Jody Schulz	Eagles	LB	
1982	4	2	85	George Crump	Patriots	DE	
		4	7	90	Tootie Robbins	Cardinals	T
1981	2	19	47	Tony Collins	Patriots	RB	
1980	11	11	288	Sam Harrell	Vikings	RB	
		12	9	314	Mike Brewington	Chiefs	LB
1979	2	28	56	Zack Valentine	Steelers	LB	
		6	21	158	Eddie Hicks	Giants	RB
1978	6	28	166	Harold Randolph	Cowboys	LB	
1977	6	27	166	Reggie Pinkney	Lions	DB	
1974	4	2	80	Carl Summerell	Giants	QB	
		4	17	95	Carlester Crumpler	Bills	RB
1973	16	1	391	Tim Dameron	Oilers	WR	
		17	22	438	Leslie Strayhorn	Cowboys	RB
1969	17	1	417	Wayne Lineberry	Bills	LB	
1964	14	5	187	Tom Michel	Vikings	RB	
		19		Tom Michel	Raiders	RB	
1961	5	8	64	Glenn Bass	Cardinals	TE	
		23		Glenn Bass	Chargers	TE	
1951	28	12	339	Roger Thrift	Browns	B	


East Carolina University

F ST FACTS

ECONOMIC IMPACT

\$2.8 BILLION IN ADDED STATE INCOME
OR THE EQUIVALENT OF

42,798 JOBS.



IN FALL 2016,
43 PERCENT OF ALL
DEGREE-SEEKING STUDENTS
WERE **ENROLLED IN A STEM OR
HEALTH-CARE PROGRAM.**

**THE ONLY UNIVERSITY IN
NORTH CAROLINA** WITH SCHOOLS OF
DENTAL MEDICINE, ENGINEERING, AND
MEDICINE AT THE SAME INSTITUTION.

TYPICAL
**STUDENT-TO-
FACULTY RATIO** **18:1**



MORE THAN **28,000**
STUDENTS

MORE THAN **5,500**
FACULTY & STAFF

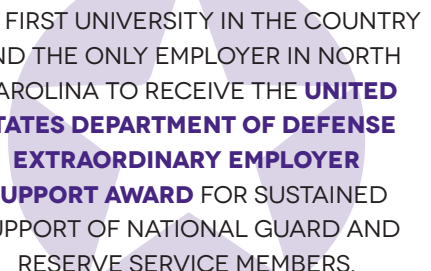
ALMOST **170,000**
LIVING ALUMNI

MORE THAN **250 PROGRAMS** AT THE RESEARCH DOCTORAL, PROFESSIONAL DOCTORAL,
INTERMEDIATE, MASTER'S, BACHELOR'S, AND DEPARTMENTAL CERTIFICATE LEVELS.

SUPPORTING OUR COMMUNITIES

MORE THAN **70%** OF BACHELOR'S
LEVEL GRADUATES ARE **EMPLOYED IN
NC** WITHIN ONE YEAR OF GRADUATION

238 COMMUNITY PARTNERS



THE FIRST UNIVERSITY IN THE COUNTRY
AND THE ONLY EMPLOYER IN NORTH
CAROLINA TO RECEIVE THE **UNITED
STATES DEPARTMENT OF DEFENSE
EXTRAORDINARY EMPLOYER
SUPPORT AWARD** FOR SUSTAINED
SUPPORT OF NATIONAL GUARD AND
RESERVE SERVICE MEMBERS.



BRANDON SMITH

TRAVON SIMMONS

GARRETT MCGHIN

BOBBY FULP

TRAVIS PHILLIPS

2017 SCHEDULE

<p>HOME</p> <p>September 2</p>  <p>James Madison Greenville, N.C.</p> <p>AMERICAN</p>	<p>AWAY</p> <p>September 9</p>  <p>West Virginia Morgantown, W.Va.</p> <p>AMERICAN</p>	<p>HOME</p> <p>September 16</p>  <p>Virginia Tech Greenville, N.C.</p> <p>AMERICAN</p>	<p>HOME</p> <p>September 30</p>  <p>USF Greenville, N.C.</p> <p>AMERICAN</p>	<p>HOME</p> <p>October 7</p>  <p>Temple Greenville, N.C.</p> <p>AMERICAN</p>
<p>AWAY</p> <p>October 14</p>  <p>UCF Orlando, Fla.</p> <p>AMERICAN</p>	<p>HOME</p> <p>October 21</p>  <p>BYU Greenville, N.C.</p> <p>AMERICAN</p>	<p>AWAY</p> <p>October 28</p>  <p>Houston Houston, Texas</p> <p>AMERICAN</p>	<p>AWAY</p> <p>November 4</p>  <p>Connecticut East Hartford, Conn.</p> <p>AMERICAN</p>	<p>HOME</p> <p>November 11</p>  <p>Tulane Greenville, N.C.</p> <p>AMERICAN</p>
<p>HOME</p> <p>November 18</p>  <p>Cincinnati Greenville, N.C.</p> <p>AMERICAN</p>	<p>AWAY</p> <p>November 25</p>  <p>Memphis Memphis, Tenn.</p> <p>AMERICAN</p>	<p>HOME/AWAY</p> <p>December 2</p>  <p>The American Championship Game Campus Site</p>		