



# UNCOMMON

RAZORBACKS 2017 FOOTBALL



UNIVERSITY OF ARKANSAS  
MOMENTUM  
LOYALTY  
MENTALITY  
OPPORTUNITY  
EXPERIENCE  
STRENGTH  
FAMILY  
UNIVERSITY OF ARKANSAS  
MOMENTUM  
LOYALTY  
MENTALITY  
OPPORTUNITY  
EXPERIENCE  
STRENGTH  
FAMILY  
UNIVERSITY OF ARKANSAS  
MOMENTUM  
LOYALTY  
MENTALITY  
OPPORTUNITY  
EXPERIENCE  
STRENGTH  
FAMILY



## UNIVERSITY INFORMATION

**Name:** University of Arkansas  
**Location:** Fayetteville, Ark.  
**Enrollment:** 27,600  
**Founded:** 1871  
**Colors:** Cardinal and White  
**Nickname:** Razorbacks  
**Conference:** Southeastern Conference (Western Division)  
**Website:** www.ArkansasRazorbacks.com  
**UA System President:** Dr. Donald R. Bobbitt (Arkansas, 1980)  
**Chancellor:** Dr. Joseph E. Steinmetz (Central Michigan, 1977)  
**Vice Chancellor and Director of Athletics:** Jeff Long (Ohio Wesleyan, 1982)  
**NCAA Faculty Athletics Representative:** Gerald Jordan (Arkansas, 1970)

## FOOTBALL FACILITIES

**Fayetteville, Ark.:** Donald W. Reynolds Razorback Stadium  
 (72,000/Synthetic PowerBlade 2.5)  
**Press Box Phone:** (479) 575-6622  
**Little Rock, Ark.:** War Memorial Stadium (54,120/Field Turf)  
**Press Box Phone:** (501) 663-0514  
**Arlington, Texas:** AT&T Stadium (71,815/Matrix Field Turf)

## HEAD COACH BRET BIELEMA

**Alma Mater, Year:** Iowa, 1992  
**Career Record:** 93-50 (11 years)  
**Record at Arkansas:** 25-26 (4 years)  
**Bowl Appearances:** 10

## FOOTBALL STAFF

**Offensive Coordinator/Quarterbacks:** Dan Enos (Michigan State, 1991)  
**Defensive Coordinator/Secondary:** Paul Rhoads (Missouri Western, 1989)  
**Offensive Line:** Kurt Anderson (Michigan, 2001)  
**Running Backs:** Reggie Mitchell (Central Michigan, 1984)  
**Inside Linebackers:** Vernon Hargreaves (Connecticut, 1986)  
**Outside Linebackers:** Chad Walker (LSU, 2000)  
**Tight Ends:** Barry Lunney Jr. (Arkansas, 1996)  
**Defensive Line:** John Scott Jr. (Western Carolina, 2000)  
**Wide Receivers:** Michael Smith (Kansas State, 1995)  
**Graduate Assistant Offense:** Brey Cook (Arkansas, 2014)  
**Graduate Assistant Offense:** Taylor Reed (Central Arkansas, 2015)  
**Graduate Assistant Offense:** Darius Eubanks (Georgia Southern, 2013)  
**Graduate Assistant Defense:** Mark Sheridan (Albion, 2013)  
**Quality Control Special Teams:** Tanner Burns (Ole Miss, 2012)  
**Quality Control Offense:** John Roberts (Alma College, 2010)  
**Quality Control Defense:** Mike Giuliani (SUNY Cortland, 2011)  
**Head Strength and Conditioning:** Ben Herbert  
**Assistant Athletics Director For Football Operations:** Mark Taurisani  
**Director of Recruiting:** E.K. Franks  
**Director of Video:** Matthew Engelbert  
**Director of High School/NFL Relations:** Bobby Allen  
**Director of Athletic Training:** Matt Summers  
**Director of Equipment:** Jake Rosch

## 2017 PREVIEW

**Base Offense:** Multiple  
**Base Defense:** 3-4  
**Lettermen Returning:** 45 (19 offense, 23 defense, 3 specialists)  
**Lettermen Lost:** 30 (14 offense, 13 defense, 3 specialists)  
**Starters Returning:** 12 (6 offense, 5 defense, 1 specialist)  
**Starters Lost:** 12 (5 offense, 6 defense, 1 specialist)

## LETTERWINNERS RETURNING: 45

Offense: 19  
 Defense: 23  
 Specialty: 3

## LETTERWINNERS LOST: 30

Offense: 14  
 Defense: 13  
 Specialty: 3

## STARTERS RETURNING: 12

Offense: 6  
 Defense: 5  
 Specialty: 1

## STARTERS LOST: 12

Offense: 5  
 Defense: 6  
 Specialty: 1

## 2017 SCHEDULE

Aug. 31 FLORIDA A&M (Little Rock, Ark.)  
 Sept. 9 TCU  
 Sept. 16 Open Date  
 Sept. 23 vs. Texas A&M\* (Arlington, Texas)  
 Sept. 30 NEW MEXICO STATE  
 Oct. 7 at South Carolina\*  
 Oct. 14 at Alabama\*  
 Oct. 21 AUBURN\*  
 Oct. 28 at Ole Miss\*  
 Nov. 4 COASTAL CAROLINA  
 Nov. 11 at LSU\*  
 Nov. 18 MISSISSIPPI STATE\*  
 Nov. 24 MISSOURI\*

## 2016 REVIEW

**2016 Record:** 7-6 (5-2 Home, 2-2 Road, 0-2 Neutral)  
**SEC Record/Finish:** 3-5/T-5th West  
**Bowl Game:** L, 35-24 vs. No. 22 Virginia Tech in 2016 Belk Bowl

## HISTORY

**First Season:** 1894  
**All-Time Record (Pct.)/Seasons:** 709-486-40 (.590)/123 Seasons  
**All-Time Conference Record (Pct.)/Seasons:** 339-303-18 (.527)/103 Seasons  
**Southeastern Conference (1992-Present):** 90-108-2 (.455)/25 Seasons  
**Southwest Conference (1915-91):** 249-195-16 (.559)/78 Seasons  
**National Championships:** 1; 1964 (Football Writers Association of America & Helms Athletic Foundation)  
**Conference Championships:** 13 (Southwest Conference); 1936, 1946, 1954, 1959, 1960, 1961, 1964, 1965, 1968, 1975, 1979, 1988, 1989  
**SEC Western Division Championships:** 4; 1995, 1998, 2002, 2006  
**Bowl Appearances/Record (Pct.):** 42/15-24-3 (.393)  
**All-America Selections:** 57 players, 66 times  
**All-Conference Selections (First Team Only):** 217 players, 320 times  
**All-SEC (First Team Only):** 45 players, 84 times  
**All-SWC (First Team Only):** 172 players, 236 times

## COMMUNICATIONS OFFICE

**Assistant AD/Communications:** Patrick Pierson  
**Email:** pspierso@uark.edu  
**Phone:** 479-387-8569  
**Assistant Communications Director:** Brandon Langlois  
**Email:** langlois@uark.edu  
**Phone:** 601-405-5650  
**Communications Assistant:** Brent Hull  
**Email:** bwh003@uark.edu  
**Phone:** 501-837-0586  
**Fax:** 479-575-4904  
**Mailing Address:** Communications Office, P.O. Box 7777, Fayetteville, AR 72702  
**Overnight Address:** Communications Office, 1240 W. LeRoy Pond Drive, Fayetteville, AR 72701

COACHES & STAFF





# B R E T B I E L E M A



## 5 EDGES

- 1) MENTAL & PHYSICAL TOUGHNESS
- 2) PLAY FAST & THROUGH THE WHISTLE
- 3) PLAY CLEAN (NO PENALTIES/BALL SECURITY/FOOTBALL IQ)
- 4) WIN CRITICAL AREAS (3RD & 4TH DOWN/REDZONE & GOAL LINE/KICK GAME)
- 5) WE EARN EVERYTHING

The University of Arkansas captivated the college football world by naming Bret Bielema the 32nd head coach in Razorback history in December 2012. Since arriving in Fayetteville, Bielema, who enters his fifth season on The Hill, has in turn captivated the passionate Razorback fan base and the state with the culture he is creating and the standards he is holding the program to.

Backed by his "Five Edges" to success, Bielema represented the qualities Arkansas was looking for: a leader of young men who holds student-athletes responsible both on and off the field and a coach who has a proven record of winning championships.

Over his 11 seasons as a head coach, Bielema has won three conference championships and coached 15 first-team All-Americans, numerous award winners, 42 NFL Draft picks and NFL superstars. Among the NFL players coached by Bielema are three-time Defensive Player of the Year J.J. Watt, Super Bowl winning quarterback Russell Wilson and No. 1 overall draft pick and 10-time Pro Bowler Joe Thomas.

Since his arrival and over 51 games, Bielema, who is the only head coach in Arkansas history to win back-to-back bowl games, has dramatically changed the direction of the program. From his first 20 games as head coach to his most recent 20, Arkansas has gone from tied for 14th in the SEC in wins over that span to a tie for fourth with a 13-7 mark. His three straight winning seasons at Arkansas have featured seven wins over ranked teams, including five against top 15 opponents, and three on the road.

Arkansas' pro-style offense has produced a different 3,000-yard passer each of the last two seasons, making it one of just nine FBS programs to do so, while Bielema has had a 1,000-yard rusher in each of his 11 seasons as a head coach. In fact, the Razorbacks are the only FBS program to have a different quarterback pass for 3,000 yards and a different running back go for 1,300 yards on the ground in each of the last two years.

Bielema's recruitment philosophy of building a program on "uncommon" men has yielded record-setting results in the classroom. Arkansas posted a 2.94 team GPA in the spring of 2015, the highest recorded mark on record. Helping build the record-setting team GPA were 40 student-athletes on the Southeastern Conference (SEC) Fall Academic Honor Roll, good for the most in the conference. During Bielema's four seasons, Arkansas leads the SEC with 139 student-athletes on the SEC Fall Academic Honor Roll, while the 40 honorees in 2015 and 39 in 2016 are the top two marks in the conference since he joined the league.

Behind his pro-style offense and developing student-athletes to their potential on and off the field, Bielema is building Arkansas into a program that prepares players for the NFL. Since his arrival, Bielema's philosophy has translated into 17 NFL draft picks in four seasons - good for fourth most in the SEC - while Arkansas is the only program to have a tight end selected in the last three NFL Drafts. After having four defensive players chosen in the 2015 NFL Draft - the school's most since 1989 - Arkansas saw five offensive players find NFL homes during the 2016 draft. The five offensive players taken were the second most from one school in the 2016 NFL Draft.

In 2016, Arkansas' offense featured the SEC's leading passer in Austin Allen and the regular-season rushing champion Rawleigh Williams III. Allen became just the fourth SEC quarterback since 2000 to open the season with multi-TD passes in seven straight games en route to leading the conference with 3,430 yards. Williams turned in an inspiring sophomore season after returning from a season-ending neck injury in 2015, leading the SEC in regular-season rushing yards while earning SEC Offensive Player of the Week honors three times and All-SEC first team status from the AP. Junior center Frank Ragnow was named Offensive Lineman of the Year by Pro Football Focus while fellow Trench Hog Dan Skipper ended his career with 47 consecutive starts under Bielema while earning All-SEC honors for the second straight year.

Arkansas picked up a trio of wins over top-15 teams in the regular season, good for a tie for third most in the nation. The first of those wins came at No. 15 TCU where Arkansas pulled out a dramatic 41-38 double-overtime win to snap the Horned Frogs' 14-game home win streak. The Razorbacks took down No. 12 Ole Miss, 34-30, for the third straight season and picked up their first win over SEC East champ No. 11 Florida, 31-10, for the first time since 1982. It marked the sixth time in program history that Arkansas has made a bowl game three straight years.

In 2015, Arkansas' off the field academic success was accompanied by on the field results to the tune of winning six of its last seven games and finishing in a tie for third place in the SEC West with a 5-3 mark. The Razorbacks displayed the resolve of their head coach by bouncing back

from a tough start to pick up three SEC road wins and two overtime victories in conference action. Arkansas' wins at Tennessee, Ole Miss and LSU marked the first time in program history that the Razorbacks won three road games against teams that finished in the final Associated Press Top 25 poll.

Arkansas' surge in late October through November set up a Liberty Bowl matchup against Kansas State and one of Bielema's mentors head coach Bill Snyder. For the second-straight year, the Razorbacks capped the season with a win in front of a large contingent of Arkansas fans, defeating Kansas State 45-23. With the win, Bielema became the first coach in program history to win back-to-back bowl games while Arkansas was the only SEC West team to win a bowl game in both 2014 and 2015.

A key ingredient in Arkansas' success in 2015 was its balance and efficiency on offense. The Razorbacks led the SEC in scoring in conference games (34.4) while reaching 50-plus points four times during the final six regular season games, breaking the previous program single-season record of three set in 1910, 1916 and 2007. Arkansas was the only school in the SEC and one of eight nationally to have both a 3,000-yard passer and 1,000-yard rusher during the regular season. Brandon Allen's 30 touchdowns through the air and Alex Collins' program record 20 scores on the ground made them the only duo in the nation to hit those statistical peaks.

Individual records and postseason accolades stacked up during and after the 2015 season, highlighted by junior tight end Hunter Henry winning the John Mackey Award. A consensus first-team All-American, Henry led all FBS tight ends with 739 yards receiving, as Arkansas became the first program to have two players win the John Mackey Award. Collins became just the third player in SEC history to start his career with three straight seasons of 1,000-yards rushing en route to earning All-America third team honors from Athlon. Paving the way for Collins was senior offensive lineman Sebastian Tretola, who was the co-recipient of the Jacobs Blocking trophy as the SEC's top blocker. Tretola was named a first-team All-American by Sports Illustrated and a second-team All-American by three other outlets.

Henry was not only the first Razorback taken in the 2016 NFL Draft but also the first tight end selected when he went in the second round to the San Diego Chargers. Jonathan Williams (Buffalo Bills) and Collins (Seattle Seahawks) became just the second running back duo since Arkansas greats Darren McFadden and Felix Jones in 2008 to be picked in the top five rounds of the same NFL Draft when they both went in the fifth round. Less than 30 picks after Collins, both Tretola (Tennessee Titans) and Allen (Jacksonville Jaguars)

came off the board in the sixth round to round out the program's most offensive players taken in the same draft since 2008.

Arkansas closed 2014 and its second season under Bielema by winning three of its final four games against traditional powers LSU, Ole Miss and Texas. The victories marked the first time in school history the Hogs have defeated those three teams in the same season. The Razorbacks finished 7-6 with a 31-7 victory over Texas in the AdvoCare V100 Texas Bowl, marking Arkansas' first winning season since 2011.

Bielema has always prided himself on a balanced offensive attack and that is exactly what the Razorbacks accomplished in 2014. Running backs Williams and Collins were the only FBS teammates to rush for more than 1,000 yards each and both players finished in the top five of the SEC in rushing totals. Allen threw for 20 touchdowns, the sixth most in a single season in school history, and his five interceptions, were the fewest by a Razorback quarterback since 1992.

Arkansas was the SEC's most improved defense in 2014, allowing just 19.2 points per game. With 11.9 points per game improvement from the previous season, the Razorbacks had the seventh-most improved defense in the nation. Arkansas became the first unranked team in college football history to post back-to-back shutouts over ranked opponents after blanking No. 20 LSU and No. 8 Ole Miss. Senior linebacker and consensus first-team All-SEC selection Martrell Spaight was the first Razorback to ever lead the SEC with 128 total tackles.

In his first season at Arkansas (2013), the Razorbacks had five student-athletes named Freshmen All-Americans: Collins, offensive linemen Denver Kirkland and Skipper, Henry and defensive tackle Darius Philon. Collins was named the SEC Freshman of the Year after he became the second Razorback freshman to rush for more than 1,000 yards in a season. Collins and McFadden are the only Razorbacks in school history to accomplish this feat and the only two Razorbacks to be named SEC Freshman of the Year.

In Bielema's seven seasons as head coach at Wisconsin, he had 17 players earn All-America honors, including 11 first-team All-Americans. He also coached two Outland Trophy winners, one Doak Walker Award recipient, one winner of the Johnny Unitas Golden Arm Award and one Lott IMPACT Trophy winner as well as finalists for numerous other individual awards, including the Heisman Trophy. In his final six years at Wisconsin, 21 Badgers were taken in the NFL Draft, including three in the first round.

Bielema, who served as Wisconsin's defensive coordinator for two seasons before becoming head coach, was on staff as UW compiled a 55-6 record

# RBU

A PERFECT FIT FOR RBU

Prior to the 2014 season, ESPN.com donned Arkansas as RBU of the 2000s. Coach Bielema is a perfect fit to continue that legacy and currently is the only active FBS head coach with a 1,000-yard rusher in each of the last 11 seasons (2006-Current).

YEAR	NAME	YARDS   TDS
2006	P.J. HILL (WISCONSIN)	1,569   15
2007	P.J. HILL (WISCONSIN)	1,212   14
2008	P.J. HILL (WISCONSIN)	1,161   13
2009	JOHN CLAY (WISCONSIN)	1,517   18
2010	JAMES WHITE (WISCONSIN)	1,052   14
	JOHN CLAY (WISCONSIN)	1,012   14
2011	MONTEE BALL (WISCONSIN)	1,923   33
2012	MONTEE BALL (WISCONSIN)	1,830   22
2013	ALEX COLLINS (ARKANSAS)	1,026   4
2014	JONATHAN WILLIAMS (ARKANSAS)	1,190   12
	ALEX COLLINS (ARKANSAS)	1,100   12
2015	ALEX COLLINS (ARKANSAS)	1,577   20
2016	RAWLEIGH WILLIAMS III (ARKANSAS)	1,360   12





## QUICK FACTS

**BORN: JANUARY 13, 1970**  
**HOMETOWN: PROPETSTOWN, ILL.**  
**FAMILY: WIFE, JEN**

### EDUCATION

Iowa - Bachelor's in Marketing, 1992

### COACHING HISTORY

2013-Present | Arkansas (Head Coach)  
 2006-12 | Wisconsin (Head Coach)  
 2004-05 | Wisconsin (Def. Coord./Linebackers)  
 2002-03 | Kansas State (Co-Def. Coord./LB)  
 1996-01 | Iowa (Linebackers)  
 1994-95 | Iowa (Graduate Assistant)

### PLAYING HISTORY

1989-92 | Iowa (Defensive Tackle)

### POSTSEASON EXPERIENCE

Arkansas  
 2016 Belk Bowl  
 2016 Liberty Bowl  
 2014 Texas Bowl

Wisconsin  
 2013 Rose Bowl  
 2012 Rose Bowl  
 2011 Rose Bowl  
 2009 Champs Sports Bowl  
 2008 Champs Sports Bowl  
 2008 Outback Bowl  
 2007 Capital One Bowl

### ASSISTANT COACH

Wisconsin  
 2006 Capital One Bowl  
 2005 Outback Bowl

Kansas State  
 2004 Fiesta Bowl  
 2002 Holiday Bowl

Iowa  
 2001 Alamo Bowl  
 1997 Sun Bowl  
 1996 Alamo Bowl  
 1995 Sun Bowl

Iowa  
 1991 Rose Bowl  
 1991 Holiday Bowl

at Camp Randall Stadium in his nine years. The Badgers won their first 16 home games under Bielema, the second-longest home winning streak in school history.

In 2012, Bielema guided Wisconsin to its third straight Big Ten championship and the Badgers became the first team to represent the Big Ten in three straight Rose Bowls since Michigan qualified following the 1976-78 seasons. In his final game at Wisconsin, Bielema led the Badgers to a 70-31 win over No. 14 Nebraska in the Big Ten Championship Game. Wisconsin became the second team to score 70 points in a conference championship game, matching the number scored by Texas in the 2005 Big 12 Championship Game. Wisconsin also had two 200-yard rushers in the same game for the first time in school history.

Also during the 2012 season, running back Montee Ball broke the NCAA career records for total touchdowns and rushing touchdowns. Ball finished his career with 82 total touchdowns, breaking the previous record of 78, and 76 rushing touchdowns, besting the old record of 73. As a team, the Badgers finished in the top 25 in the country in rushing offense, total defense, scoring defense, rushing defense, pass efficiency defense and pass defense.

In 2011, the Badgers won the inaugural Big Ten Championship Game, defeating Michigan State 42-39 to advance to the Rose Bowl for the second straight season. Wisconsin, winners of the Leaders Division, finished the season with an 11-3 record and recorded 11 regular-season victories for just the third time in school history, all under Bielema's watch.

Wisconsin's high-powered offense ranked sixth in the country in scoring in 2011 behind quarterback Wilson and Ball. They became the first teammates in FBS history to throw at least 30 touchdowns and run for at least 30 scores in the same season. Ball, a first-team All-American, was a finalist for the Heisman Trophy and tied Barry Sanders' FBS record for touchdowns scored in a season with 39. He also broke Sanders' NCAA

single-season scoring record with 236 points. Offensive linemen Peter Konz and Kevin Zeitler also earned first-team All-America recognition.

In 2010, the Badgers won a share of the 12th Big Ten Championship in school history and its first since 1999. UW tied a school record with seven conference victories and earned its first trip to the Rose Bowl since 1999. Wisconsin nearly became the first team in FBS history to have three running backs gain 1,000 yards in the same season as James White finished with 1,052 yards, John Clay had 1,012 and Ball ran for 996.

Wisconsin players took home several national awards in 2010, including the Outland Trophy (Gabe Carimi), the Lott IMPACT Trophy (J.J. Watt) and the Utitas Golden Arm Award (Scott Tolzien). Carimi, Clay, Lance Kendricks, John Moffitt and Watt were all named All-Americans, giving Wisconsin its most All-America honorees since 1999.

Wisconsin's success under Bielema translated to the classroom as well with 131 academic all-conference selections in seven seasons. UW had a school-record 25 members of the football team honored as Academic All-Big Ten in 2012, breaking the previous record of 22 set in 2009 and matched in 2010. Before 2009, the school record was 19, set in Bielema's second season.

Bielema guided Wisconsin to a 12-1 overall record and 7-1 mark in the Big Ten during his rookie year in 2006. Wisconsin capped that record-setting season with a 17-14 win over Arkansas in the 2007 Capital One Bowl. No previous Wisconsin team had won more than 11 games in a season. In addition, Bielema became just the third rookie head coach in NCAA FBS history to pilot his team to 12 victories. His efforts were rewarded when he was named the 2006 Dave McClain Big Ten Coach of the Year.

Bielema was Wisconsin's defensive coordinator in 2004 and 2005, a period in which the program produced a 19-6 record under Barry Alvarez. The 2004 Badgers were ranked sixth nationally in scoring defense and ninth in total defense. The


Bret was born in Silvis, Ill., and the family lived in Moline, part of the Quad Cities, before moving to a farm outside Prophetstown, which is 35 miles from Davenport, Iowa.

Bret is the son of Arnie and Mrilyn Bielema and he was born on Jan. 13, 1970. His parents have been married for more than 50 years. His hometown is Prophetstown, Ill., which has a population of 2,000 people.

Bret's father (Arnie) ran a hog farm and worked at the Genesco Co-op, while his mother (Marilyn) directed a day care center. The Bielema family's 2,500 hogs outnumbered the human population of their hometown of Prophetstown (2,000).

Bret's mother (Marilyn) has battled cancer and she is where he says he gets his toughness. While at Wisconsin, Bret organized Football 101 for Women, an annual fundraising event to heighten the awareness of and raise funds to battle breast cancer. Through the instruction of Bret and his assistants, 300 women were exposed to the game's fundamentals - with all proceeds benefiting the Madison affiliate of the Susan G. Komen for the Cure. Bret and his staff have continued the Football 101 for Women fundraiser here at Arkansas.





YEAR-BY-YEAR COLLEGIATE HEAD COACH RECORD

YEAR	OVERALL	CONFERENCE	BOWL	RANKING
2006	12-1	7-1; T2 <sup>ND</sup> IN BIG TEN	CAPITAL ONE (W, No.12 ARKANSAS 17-14)	No. 7
2007	9-4	5-3; 4 <sup>TH</sup> IN BIG TEN	OUTBACK (L, No.16 TENNESSEE 21-17)	No. 24
2008	7-6	3-5; T6 <sup>TH</sup> IN BIG TEN	CHAMPS SPORTS (L, FLORIDA ST 42-13)	--
2009	10-3	5-3; T4 <sup>TH</sup> IN BIG TEN	CHAMPS SPORTS (W, No.14 MIAMI 20-14)	No. 16
2010	11-2	7-1; T1 <sup>ST</sup> IN BIG TEN	ROSE (L, No.3 TCU 21-19)	No. 7
2011	11-3	6-2; 1 <sup>ST</sup> IN BIG TEN <sup>^</sup>	ROSE (L, No.6 OREGON 45-38)	No. 10
2012	8-6	4-4; 1 <sup>ST</sup> IN BIG TEN <sup>^</sup>	ROSE (L, No.8 STANFORD 20-14)*	--
2013	3-9	0-8; 7 <sup>TH</sup> IN SEC WEST	--	--
2014	7-6	2-6; 7 <sup>TH</sup> IN SEC WEST	TEXAS (W, TEXAS 31-7)	--
2015	8-5	5-3; T3 <sup>RD</sup> IN SEC WEST	LIBERTY (W, KANSAS STATE 45-23)	--
2016	7-6	3-5; T5 <sup>TH</sup> IN SEC WEST	BELK (L, No.22 VIRGINIA TECH 35-24)	--

<sup>^</sup>Won Big Ten Championship Game

\*Did not coach Wisconsin in Rose Bowl, and loss is not reflected in record

2005 club, which earned Wisconsin's first shutout since 1999, finished its 10-win season with a 24-10 victory over No. 7 Auburn in the 2006 Capital One Bowl, limiting the high-powered Tigers to just 236 yards of total offense.

Bielema was co-defensive coordinator at Kansas State under Bill Snyder in 2002 and 2003. The Wildcats were 22-6 during Bielema's time in Manhattan and finished in the top 10 nationally both seasons in scoring and total defense. The Wildcats won its first Big 12 title in 2003. Among Bielema's standout players at Kansas State were first-team All-American Josh Buhl, 2003 NFL second-round draft pick Terry Pierce and All-Big 12 second team selection Bryan Hickman.

Prior to his years at Kansas State, Bielema spent nine seasons as an assistant coach at his alma mater, Iowa, where he worked for head coaches Hayden Fry and Kirk Ferentz. The 1997 Hawkeyes posted three shutouts and ranked No. 4 nationally in scoring defense.

Bielema lettered from 1989-92 at Iowa after joining the program as a walk-on. He earned a scholarship after his first year and was a member of Iowa's 1990 Big Ten championship team. A starter as a junior in 1991, he was a team co-captain as a senior. Bielema signed a free agent contract with the Seattle Seahawks and later completed his playing career with the Milwaukee Mustangs of the Arena Football League.

A 1992 graduate of Iowa with a degree in marketing, Bielema married his wife, Jen, on March 10, 2012.



## DAN ENOS

Offensive Coordinator/Quarterbacks | 3rd Season

One of the most brilliant offensive minds in college football, Dan Enos enters his third season as Arkansas' offensive coordinator and quarterbacks coach.

Enos joined head coach Bret Bielema's staff in January of 2015 after spending the previous five seasons as head coach at Central Michigan. He boasts more than 20 years of experience coaching skill position players and over 10 years of play-calling experience, including all five years at Central Michigan. He has tutored and developed many NFL stars, including offensive tackle Eric Fisher, who became the first Mid-American Conference player to be selected No. 1 overall in the NFL Draft in 2013 by the Kansas City Chiefs.

Backed by his pro-style offense that features a balanced attack, Enos has turned the Arkansas offense into a threat through the air and on the ground. Over his two seasons as OC, Arkansas is one of two FBS programs with 3,000-yard passer and 1,300-yard rusher in both 2015 and 2016. Even more impressive, the Razorbacks are the only program to accomplish the feat with a different quarterback and different running back in each of those seasons.

In his first season on The Hill, Enos helped Arkansas lead the SEC in scoring in SEC games, averaging 34.4 points. The Razorbacks scored 50 or more points four times over the final six regular season games, breaking the previous program single-season record of three set in 1910, 1916 and 2007.

The Razorback offense was wildly successful primarily due to the incredible balance between the passing and rushing attacks. Arkansas was the only school in the SEC and one of eight nationally to have both a 3,000-yard passer and 1,000-yard rusher during the regular season.

Under the direction of Enos in 2015, quarterback and Manning Award finalist Brandon Allen became the third player in program history to throw for 3,000 yards in a season (3,440) and became the Razorbacks' all-time leader in touchdown passes (64). Behind a program-best three 400-yard games, Allen finished his senior campaign with 3,440 yards passing and 30 touchdowns.

Allen was one of five offensive players to find an NFL home during the 2016 draft. The five offensive

players taken were the second most from one school in the 2016 NFL Draft, highlighted by Hunter Henry being the first tight end taken and running backs Jonathan Williams and Alex Collins becoming just the third backfield duo to be selected in the first five rounds of the same draft since 2008.

The 2016 season ushered in a new starting quarterback with similar results, as Austin Allen led the SEC with 3,430 yards passing in his first season as a starter under Enos. Allen became just the fourth SEC quarterback since 2000 to throw for multiple touchdown passes in each of the first seven games of the season to finish second in the league with 25 TDs on the year.

Despite seeing two 1,000-yard rushers move onto the NFL following the 2015 season, Enos also turned another first-time starter in running back Rawleigh Williams III into an All-SEC first team choice. A three-time SEC Offensive Player of the Week in 2016, Williams led the SEC regular-season in rushing while his 1,360 yards on the year were bolstered by seven 100-yard performances.

Hired as Central Michigan's head coach in 2010, Enos led the Chippewas to bowl eligibility in each of his final three seasons. CMU passed for over 3,000 yards in four of his five seasons as head coach.

The 2014 season saw Central Michigan lead the MAC and rank eighth nationally in time of possession, controlling the clock for an average of 33:24 per game. The Chippewas were also very efficient in the passing game, ranking third in the MAC and 18th nationally with a 149.55 passing efficiency rating. Quarterback Cooper Rush set an FBS bowl record with seven passing touchdowns in the 2014 Popeye's Bahamas Bowl. Rush also passed for a school-record 493 yards in the contest.

In each of his final two seasons at CMU, Enos helped the Chippewas rank in the top half of the MAC in passing efficiency, third down conversion percentage and time of possession. The Chippewas had a memorable 2012 campaign under Enos, winning its third bowl game in school history.

Prior to Central Michigan, Enos spent four seasons in a variety of offensive roles at Michigan State. He served as the Spartans' running backs coach from 2007 to 2009 and coached quarterbacks in 2006. He was named one of Rivals.com's Top 25 recruiters in the nation in 2009.

While at Michigan State, Enos was the position coach for three NFL running backs - Javon Ringer, Edwin Baker and Jehuu Caulcrick. Ringer was selected in the fifth round of the 2009 NFL Draft by the Tennessee Titans, while Baker was a seventh round draft pick by the San Diego Chargers in 2012 and Caulcrick played for the Buffalo Bills in 2010. Ringer led the nation in carries (390), scoring (132 points) and touchdowns (22) and ranked fourth in rushing (125.9 yards per game) in 2008 and was named a consensus first-team All-American.

In 2006, Enos mentored quarterback Drew Stanton,



## ENOS QUICK FACTS

### PERSONAL

COACHING DUTIES: Offensive Coordinator/Quarterbacks

BORN: July 1, 1968

FAMILY: Wife: Jane; Daughter: Lia; Son: Alex

### EDUCATION

Michigan State - B.S. in business administration, 1991

M.S in sports administration, 2006

Years of Collegiate Experience: 26

Recruiting Territory: Michigan, Missouri

### COACHING HISTORY

2015-Pres. ....Arkansas (Off. Coordinator/Quarterbacks)

2010-14 .....Central Michigan (Head Coach)

2007-09.....Michigan State (Running Backs)

2006.....Michigan State (Quarterbacks)

2004-05.....Cincinnati (Quarterbacks)

2003.....North Dakota State (Off. Coordinator/Quarterbacks)

2000-02.....Western Michigan (Quarterbacks)

1999.....Missouri State (Off. Coordinator/Quarterbacks)

1997-98.....Southern Illinois (Quarterbacks/Wide Receivers)

1996.....Northern Michigan (Off. Coordinator/Offensive Backs)

1994-95.....Lakeland College (Off. Coordinator/QBs/WRs)

1991-93.....Michigan State (Graduate Assistant)

### PLAYING EXPERIENCE

1987-90.....Michigan State (Quarterback)

who earned team MVP honors after accounting for 2,252 total yards and 17 touchdowns as a senior. Following the season, Stanton was selected by the Detroit Lions in the second round of the NFL Draft.

Prior to that, Enos spent two years as quarterbacks coach at Cincinnati. In 2004, Enos helped senior Gino Guidugli finish his career as the school's all-time leading passer with 11,453 career yards, including 2,633 passing yards and 26 passing touchdowns as a senior.

Enos also spent time at North Dakota State (offensive coordinator and quarterbacks, 2003), Western Michigan (quarterbacks, 2000-02), Missouri State (offensive coordinator and quarterbacks, 1999), Southern Illinois (quarterbacks and wide receivers, 1997-98), Northern Michigan (offensive coordinator and offensive backs, 1996) and Lakeland College (offensive coordinator, quarterbacks and wide receivers, 1994-95). He served as a graduate assistant on Michigan State's staff from 1991 to 1993.

A standout quarterback at Michigan State from 1987-90, Enos started two seasons and earned a 16-7-1 record (.688) as a starter, leading the Spartans to two bowl victories. He still ranks No. 13 in school history in passing yards (3,837) and completions (297). His .621 completion percentage still ranks fourth-best in Spartan history.

Enos graduated from Michigan State with a degree in business administration in 1991 and earned his master's in sports administration in 2006. The Dearborn, Michigan, native is married to his wife, Jane. The couple has two children, Lia and Alex.





# PAUL RHOADS

Defensive Coordinator/Secondary | 2nd Season

Arkansas head coach Bret Bielema announced the promotion of Paul Rhoads to defensive coordinator in January of 2017. Rhoads served as defensive backs coach during the 2016 season.

This will be Rhoads' third stint as a defensive coordinator and second in the SEC. Prior to joining Bielema's staff on February 24, 2016, Rhoads spent 16 years as either a head coach or defensive coordinator at Iowa State, Pittsburgh and Auburn, including the previous seven seasons (2009-15) as Iowa State's head coach.

Over his nine combined seasons as a defensive coordinator at Auburn (2008) and Pittsburgh (2000-07), Rhoads' units ranked in the top 30 nationally in scoring defense six times and the top 12 for fewest yards three times.

A native of Ankeny, Iowa, Rhoads has been a part of 10 bowl games and has mentored six defensive backs that have been selected in the NFL Draft, highlighted by seven-time Pro Bowl selection and 2009 AFC Defensive Player of the Year Darrelle Revis. Revis was the 14th overall pick by the New York Jets in 2007 after playing for coach

Rhoads when he was the defensive coordinator at Pittsburgh.

In 2016, Arkansas' defensive backs unit forced 10 interceptions, returning four of those for touchdowns. The four interceptions returned for scores were the program's most in one season since at least 1985, tying for fourth-most in the nation and second-most in the SEC. Three different Arkansas defensive backs recorded two interceptions apiece, including sophomore cornerback Ryan Pulley, who added 13 pass breakups to rank second in the SEC and tie for 12th nationally. In addition, senior cornerback Jared Collins tied for third in the SEC and 18th nationally with 12 pass breakups. Arkansas was one of just two schools in the conference with two players to rank in the top five of that category.

In his seven seasons at Iowa State, Rhoads led the Cyclones to three bowl game appearances. He recorded four wins over ranked opponents, including three on the road — half of the school's all-time road victories over ranked teams.

Taking over a program that had gone a combined 8-27 the previous three seasons, Rhoads' success in his first season at Iowa State was underscored by his place as the first Cyclone football coach to win seven games in his initial campaign since 1907 and the first ISU coach since 1931 to post a winning record in his initial season. His first season as head coach was highlighted by the program's first win at Nebraska in 32 years and a victory over Minnesota in the Insight Bowl.

In addition, the Cyclones registered six Big 12 road victories under Rhoads. Prior to his arrival, the Cyclones had won just nine conference road games in the previous 17 seasons. Under Rhoads' direction, four linebackers garnered All-Big 12 first team honors, while two also received All-America accolades.

Prior to returning to Iowa State, he spent the 2008 season as the defensive coordinator at Auburn under former head coach Tommy Tuberville, where his defense ranked 18th nationally in scoring, allowing 18.0 points per game and 178.8 yards passing to rank 22nd nationally.

From 2000-07, Rhoads served as defense coordinator at Pittsburgh for eight seasons. Five of his defenses ranked in the nation's top 30 for scoring and three in the NCAA's top 12 for fewest yards allowed. Additionally, 14 of his Panther defenders earned All-Big East first team acclaim. In 2006, The Sporting News named him the Big East's best defensive coordinator. His 2004 defense ranked ninth nationally with 17 interceptions and four defensive touchdowns, helping propel the Panthers to a Big East Conference championship and an appearance in the 2005 Tostitos Fiesta Bowl. Rhoads had five players selected to NFL



## RHOADS QUICK FACTS

### PERSONAL

COACHING DUTIES: Defensive Coordinator/Secondary  
BORN: Feb. 2, 1967  
FAMILY: Wife: Vickie; Sons: Jake and Wyatt

### EDUCATION

Missouri Western - B.S. in economics, 1989

Years of Collegiate Experience: 28  
Recruiting Territory: Houston

### COACHING HISTORY

2017-Pres. ....Arkansas (Defensive Coordinator/Secondary)  
2016.....Arkansas (Defensive Backs)  
2009-15.....Iowa State (Head Coach)  
2008.....Auburn (Defensive Coordinator/DBs)  
2000-07.....Pittsburgh (Defensive Coordinator)  
1995-99.....Iowa State (Defensive Backs/ILBs)  
1992-94.....Pacific (Pass Game Coordinator/DBs)  
1991.....Ohio State (Graduate Assistant)  
1989-90.....Utah State (Graduate Assistant)

### PLAYING EXPERIENCE

1986-88.....Missouri Western (Defensive Back)

drafts, including Revis (2007, Jets), Bernard "Josh" Lay (2006, New Orleans Saints), Shawntae Spencer (2004, San Francisco 49ers), Torrie Cox (2003, Tampa Bay Buccaneers), Ramon Walker (2002, Houston Texans).

Under Rhoads' guidance, Revis was a two-time All-American, two-time All-Big East selection and a 2006 Jim Thorpe Award semifinalist. Revis has spent a majority of his career with Jets while also spending one season with the Tampa Bay Buccaneers and one with the New England Patriots. In 2014, Revis helped the Patriots win Super Bowl XLIX before returning to the Jets in 2015 as the highest-paid cornerback in NFL history with a five-year \$70 million contract. Revis has made over \$125 million in his career.

During Rhoads' first stint at Iowa State (1995-1999), he served as the secondary coach his last four years after coaching the inside linebackers in 1995. He also assisted with the Cyclones' special teams.

Prior to Iowa State, Rhoads spent three years at Pacific (1992-94). In his first three seasons he served as the defensive backs coach. The Tigers' defense ranked 20th nationally, allowing just 152 yards passing per game in 1993. In his final season, Rhoads coordinated the Tigers' pass defense.

Rhoads began his coaching career as a graduate assistant at Ohio State (1991) and Utah State (1989-90), working with the secondary at both schools.

A three-year letterwinner as a defensive back at Missouri Western, Rhoads earned a bachelor's degree in economics in 1988. He and his wife Vickie have two sons, Jake and Wyatt.



**KURT ANDERSON**  
Offensive Line | 2nd Season

Kurt Anderson is in his second season as offensive line coach.

Anderson joined the Arkansas staff on Jan. 9, 2016 and took over a youthful offensive line that returned just two players with starting experience in senior left tackle Dan Skipper and junior center Frank Ragnow. A total of seven different linemen made starts during the 2016 season.

Skipper and Ragnow were part of a unit that helped pave the way for running back Rawleigh Williams III to capture the SEC regular-season rushing title and provided time for quarterback Austin Allen to lead the SEC in total passing yardage.

Skipper earned second-team All-America honors from the American Football Coaches Association and became just the sixth offensive lineman in program history to earn All-SEC status in two different seasons, while Ragnow was named the nation's best offensive lineman, best run blocker and a first-team All-American by Pro Football Focus (PFF) and was a second-team All-SEC choice by the Associated Press.

Prior to Arkansas, Anderson spent the 2013-15 seasons with the Buffalo Bills as assistant offensive line coach. In 2015, the Bills led the NFL in rush yards per game (152.0) and yards per rush (4.8), and were fifth in the AFC in total offense (360.9). Anderson served as the team's primary offensive line coach for the first six weeks of the season, the organization's first under head coach Rex Ryan. Center Eric Wood and left guard Richie Incognito were both named to the Pro Bowl, anchoring the NFL's 12th-youngest offensive line while paving the way for Pro Bowl running back LeSean McCoy. McCoy was one of three Buffalo players to rush for 500-plus yards in 2015, marking the first time that feat has been accomplished by the Bills since 1962.

Before joining the Bills, Anderson spent five seasons at Eastern Michigan University, primarily as the run game coordinator (2010-12). His time at Eastern Michigan started in 2008 as the tight ends coach before moving to the offensive line and run game coordinator where the ground attack saw immediate results. The Eagles posted the 14th-best run game in the nation in 2011, after accumulating 2,620 yards and 16 touchdowns on the ground. It marked just the second time in program history that Eastern Michigan had rushed for more than 2,000 yards in back-to-back seasons (2010-11).

A native of Chicago, Anderson joined Eastern Michigan after a two-year stint at his alma mater Michigan. While on staff with the Wolverines, Anderson spent the 2007 campaign as a graduate assistant coach for the offensive line, helping develop All-America tackle and the overall No. 1 pick in the 2006 NFL Draft Jake Long. In 2006, Anderson

was the defensive quality control assistant coach. He helped develop current NFL players Lamar Woodley and Alan Branch.

Prior to his stint at Michigan, Anderson was an assistant coach at Indiana State where he worked with the offensive tackles and tight ends.

A standout along the offensive line at the University of Michigan, Anderson graduated in 2001 with a degree in sport management and communication from the Division of Kinesiology.

Anderson was a two-year letterwinner (2000-01) as the starting center and received the Hugh R. Rader Jr. Memorial Award as the team's top offensive lineman and was selected All-Big Ten honorable mention following the 2001 season. As a player and coach, Anderson has been involved in seven bowl games, highlighted by Michigan's 1998 Rose Bowl win that sealed the program's national championship.

Anderson and his wife Jennifer have five children: sons Hawken and Torin, daughter Dagny and twins Odin and Raina.

**ANDERSON QUICK FACTS**

**PERSONAL**

COACHING DUTIES: Offensive Line  
BORN: Aug. 8, 1978  
FAMILY: Wife: Jennifer; Sons: Hawken, Odin and Torin; Daughters: Dagny and Raina

**EDUCATION**

Michigan  
B.S. in sport management/communication, 2001

Years of Collegiate Experience: 9  
Years Of NFL Experience: 3  
Recruiting Territory: Illinois, East Texas, OL nationally

**COACHING HISTORY**

2016-Pres. .... Arkansas (Offensive Line)  
2013-15.....Buffalo Bills (Asst. Offensive Line)  
2008-12...Eastern Michigan (Offensive Line/Tight Ends)  
2006-07.....Michigan (Graduate Assistant)  
2005.....Indiana State (Offensive Tackles/Tight Ends)

**PLAYING EXPERIENCE**

1997-2001.....Michigan (Center)





**VERNON HARGREAVES**  
Inside Linebackers | 3rd Season

**HARGREAVES QUICK FACTS**

**PERSONAL**

COACHING DUTIES: Inside Linebackers  
BORN: April 8, 1962  
FAMILY: Wife: Jackie; Daughters: Carina and Chanelle;  
Son: Vernon III

**EDUCATION**

Connecticut - B.S. in sociology, 1986

Years of Collegiate Experience: 32

Recruiting Territory: Dallas, South Florida

**COACHING HISTORY**

2017-Pres. ....Arkansas (Inside Linebackers)  
2015-16 .....Arkansas (Linebackers)  
2013-14 .....Houston (Linebackers)  
2010-12 .....South Florida (Special Teams Coord./DEs)  
2007-09 .....East Carolina (Special Teams Coord./DEs)  
2006 .....FIU (Defensive Ends)  
1998-2005 .....Miami (Linebackers)  
1985-97 .....Connecticut (Linebackers)

**PLAYING EXPERIENCE**

1980-83 .....Connecticut (Linebacker)

Vernon Hargreaves is in his third season on The Hill after being named linebackers coach on Jan. 20, 2015. He joined the Arkansas staff with 30 years of collegiate coaching experience, including the previous 17 years at the Football Bowl Subdivision level.

In those 17 seasons, Hargreaves' teams advanced to 14 bowl games, including two appearances in the BCS National Championship while at Miami. As the Hurricanes' linebackers coach, he helped Miami win the 2001 national championship and was the position coach for NFL stars Jonathan Vilma, Dan Morgan and D.J. Williams.

During his first two seasons at Arkansas, Hargreaves mentored linebacker Brooks Ellis into one of Arkansas' top tacklers and defensive leaders. Ellis, the team leader in tackles in 2015 and 2016, closed out his career with 31 straight starts, 290 tackles, including 22.5 for loss and 3.5 sacks, two forced fumbles, 13 pass breakups, and four interceptions. In the classroom, Ellis was a four-time SEC Academic Honor Roll member and became the first Arkansas football student-athlete to earn Academic All-America honors twice in a career. Ellis was named the 2016 SEC Scholar Athlete of the year and was honored as one of 12 finalists for the 2016 William V. Campbell Trophy, considered by many to be the "Academic Heisman."

Hargreaves also coached first-year middle linebacker De'Jon Harris to SEC All-Freshman team honors in 2016.

During Hargreaves' first year with the Razorbacks in 2015, he helped develop Ellis and freshman Dre Greenlaw into one of the SEC's top duos at linebacker. Ellis turned in 102 total tackles, which tied for ninth in the SEC. Greenlaw finished fifth nationally among FBS freshmen and tops among SEC rookies with 95 tackles and earned multiple

freshman All-America honors for his efforts.

Prior to Arkansas, Hargreaves spent the previous two seasons at Houston where he coached linebackers. In 2014, he helped the Cougars finish 8-5, including a thrilling come-from-behind victory over Pittsburgh in the Lockheed Martin Armed Forces Bowl. The Cougars ranked second in the American Conference and 11th nationally with 30 forced turnovers and 15th nationally in scoring defense, allowing just 20.6 points per game.

In 2013, Hargreaves helped Houston rank as the third-most improved defense nationally after allowing just 21.8 points per game, 14.2 points per game lower than the previous season. Houston led the nation with 43 turnovers created and also led the country in turnover margin.

Prior to Houston, Hargreaves served as the special teams coordinator and defensive ends coach at South Florida. The Bulls finished second nationally in tackles for loss and fourth nationally in sacks during the 2011 season, in large part due to the outstanding play of Hargreaves' defensive ends. He helped South Florida claim its fourth bowl victory in school history with a win in the 2010 Meineke Car Care Bowl over Clemson.

In his first season at USF in 2010, Hargreaves guided a unit that helped the defense rank 17th in total defense, 22nd in scoring defense and 22nd in rushing defense. The Bulls led the league in tackles for loss and ranked fourth in the Big East in sacks.

Hargreaves also spent three seasons as the special teams coordinator and defensive ends coach at East Carolina from 2007 to 2009. He helped defensive end C.J. Wilson earn back-to-back Conference USA Defensive Player of the Year awards in 2008 and 2009. Wilson was selected by the Green Bay Packers in the 2010 NFL Draft and started at defensive end for the Packers in Super Bowl XLV. The Pirates played in a bowl game in all three seasons Hargreaves was on the coaching staff.

From 1998 to 2005, Hargreaves was the linebackers coach at Miami, where he helped lead the Hurricanes to a BCS National Championship title in 2001 and another BCS National Championship game appearance in 2002. At Miami, Hargreaves helped mold Vilma, Morgan, Williams, Rocky McIntosh and Nate Webster into NFL linebackers. Seven of his linebackers at Miami were selected in the NFL Draft, including Morgan who won the Butkus Award, Nagurski Trophy and the Bednarik Award in 2000.

In 2003, Hargreaves tutored Vilma and Williams, who finished as two of the 11 semifinalists for the Butkus Award. Vilma finished the season as a first-team All-American and finalist for the Butkus Award.

The 2001 Hurricanes were one of the best defensive units in the history of college football, allowing just 9.4 points per game and only 138.2 passing yards per contest. Hargreaves helped Miami to a perfect 12-0 season, culminating in the 2002 BCS National Championship game win over Nebraska.

During the 2000 campaign, Hargreaves helped Morgan make the switch from outside linebacker to middle linebacker. The position change was wildly successful, as Morgan became the first player to ever sweep the Butkus, Nagurski and Bednarik Awards in the same season and was a consensus All-American selection.

His first coaching position was at his alma mater, Connecticut, where he spent 13 seasons coaching outside linebackers (1985-89) and inside linebackers (1989-97). There he mentored Paul Duckworth, who became the 15th Husky to ever be selected in the NFL Draft.

Hargreaves finished his playing career at Connecticut in 1983 where he was a two-time All-American. He earned all-conference honors twice during his career and was selected a team captain as a senior. His 393 career tackles still ranks sixth all-time in school history. Hargreaves was named a member of UConn's 100th anniversary team.

The New Haven, Connecticut, native earned his bachelor's degree in sociology from Connecticut in 1986. He and his wife, Jackie, have three children: Carina, Vernon III and Chanelle. Vernon III played cornerback at Florida from 2013-15 and was selected by the Tampa Bay Buccaneers as the 11th pick in the first round of the 2016 NFL Draft.





**BARRY LUNNEY JR.**  
Tight Ends | 5th Season

Barry Lunney Jr., a former Arkansas starting quarterback, is entering his fifth season as tight ends coach at his alma mater. A member of head coach Bret Bielema's first staff at Arkansas, Lunney has strengthened the program's reputation as #TEU over his four years.

Lunney's work has not only resulted success as Razorbacks, but also caught the interest of NFL personnel. Highlighted by Hunter Henry being the first tight end taken off the board in the 2016 NFL Draft, Arkansas is the only program in the country to have a tight end taken in each of the last three drafts dating back to 2015.

From 2014 to 2016, Lunney helped develop Henry into the best tight end in the nation. On Dec. 9, 2015, that became official when Henry was named the John Mackey Award winner following his junior season. Henry joined 2010 recipient D.J. Williams to make Arkansas the only school to produce multiple winners in the award's history.

Lunney serves as the team's primary recruiter in the state of Arkansas. The Razorbacks signed 10 players from the Natural State in the 2015 recruiting class, the most in-state signees since 2008. Arkansas' haul also featured the nation's best class of tight ends.

After earning All-SEC second team honors in 2013 and 2014, Henry won the John Mackey Award and was a consensus first-team All-American as a junior in 2015. He led all Football Bowl Subdivision tight ends with 739 receiving yards on 51 receptions — each career highs — and hauled in three touchdown passes. In addition, Henry and tight end

mate Jeremy Sprinkle combined for a league-best 1,128 receiving yards and eight touchdowns. The 1,128 receiving yards are the most by an Arkansas tight end corps in program history.

During his career, Henry hauled in 116 passes for 1,661 yards and nine touchdowns. In addition, his 1,661 career receiving yards rank second in program history among tight ends, only trailing Williams (1,855, 2007-10).

A fellow Arkansas native, Henry was selected with the 35th overall pick by the San Diego Chargers in the second round of the 2016 NFL Draft. A year later, Sprinkle followed Henry's footsteps and was taken by the Washington Redskins in the fifth round of the 2017 NFL Draft. During his senior season, Sprinkle set the Arkansas record for career TDs by a tight end with 11 and was also invited to play in the Reese's Senior Bowl.

Lunney also oversaw the transition of AJ Derby from quarterback to tight end. Derby finished fifth in the SEC with 303 receiving yards during the 2014 season and was a sixth round draft choice of the New England Patriots despite playing the position for less than a year.

In his first season coaching the Razorback tight ends, Lunney led Henry to second-team All-SEC, Freshman All-America and SEC All-Freshman Team recognition. Henry's receiving yards ranked third in the nation among freshman tight ends, and he was the only freshman tight end in the SEC with a 100-yard receiving game. Henry also led SEC tight ends and ranked third in the conference by gaining a first down on 78.6 percent of his receptions.

Before returning to the Razorbacks, Lunney served as the offensive coordinator and quarterbacks coach at Bentonville High School from 2005-13.

In his eight years at Bentonville, the Tigers won 78 games, including 25 straight in 2010-11, played in four state championship games, claiming state titles in 2008 and 2010, and won six straight 7A West Conference crowns from 2007-12. Bentonville played in three 7A state championship games and won at least 12 games in four of his last five seasons.

Lunney spent two seasons as the co-offensive coordinator and quarterbacks coach at San Jose State. During his tenure, the offense produced six all-conference performers, and tight end Courtney Anderson was selected by the Oakland Raiders in the 2004 NFL Draft. In 2003, the Spartans ranked 17th in the NCAA in passing offense and quarterback Scott Rislov ranked third in the WAC in passing efficiency and total offense.

Prior to that, Lunney spent three seasons at Tulsa, first working with quarterbacks in 2000 and 2001 and then moving to wide receivers in 2002. In

**LUNNEY JR. QUICK FACTS**

**PERSONAL**

COACHING DUTIES: Tight Ends  
BORN: Sept. 11, 1974  
FAMILY: Wife: Janelle; Sons: Luke and Levi

**EDUCATION**

Arkansas - B.S. in kinesiology, 1996

Years Of Collegiate Experience: 11  
Recruiting Territory: Arkansas

**COACHING HISTORY**

2013-Pres. .... Arkansas (Tight Ends)  
2005-12..... Bentonville HS (Off. Coordinator/Quarterbacks)  
2003-04..... San Jose State (Co-Off. Coordinator/Quarterbacks)  
2002..... Tulsa (Wide Receivers)  
2000-01..... Tulsa (Quarterbacks)  
1998-99..... Arkansas (Graduate Assistant - Offense)

**PLAYING EXPERIENCE**

1992-95..... Arkansas (Quarterback)

2000, quarterback Josh Blankenship ranked fifth in the WAC in total offense and receiver Don Shoals led the conference and ranked 11th in the NCAA in receptions per game.

His coaching career began with two seasons as a graduate assistant at Arkansas. In 1998, Arkansas won its first eight games and rose to No. 9 in the national rankings on the way to sharing the SEC Western Division title and earning a berth in the Citrus Bowl. Lunney served as the Razorbacks' running backs coach for the bowl game and throughout the spring of 1999. Arkansas spent the majority of the 1999 season in the top 25 of the national rankings and finished the year with a 27-6 win over No. 14 Texas in the Cotton Bowl.

As a player for the Razorbacks, Lunney lettered from 1992-95, starting 40 games at quarterback, and was a team captain on the 1995 team that played in the SEC Championship Game for the first time in school history. In his first game as the starting quarterback, he led Arkansas to an upset win at No. 4 Tennessee. He left Arkansas holding school career records for passing yards, passing touchdowns, pass completions, pass attempts and total offense plays. Lunney also played baseball at Arkansas. He was drafted by the Montreal Expos out of high school in 1992 and by the Minnesota Twins in 1996 and played one season of minor league baseball in the Twins organization.

Lunney graduated from Arkansas in 1996 with a bachelor's degree in kinesiology. He and his wife, Janelle, have two sons, Luke and Levi. His grandfather, John lettered at Arkansas from 1946-49. His father, Barry Sr., recently retired after 28 years as a high school football coach in Arkansas, winning eight state championships at Bentonville HS and Fort Smith Southside HS.





**REGGIE MITCHELL**  
Running Backs | 2nd Season

A coaching veteran with over 30 years of experience, Reggie Mitchell joined head coach Bret Bielema's staff on Feb. 12, 2016, and enters his second season as the team's running backs coach.

Over his career, Mitchell has coached or recruited 33 players that have been selected in the NFL Draft, including six first round picks.

Mitchell's experience and direction was exactly what Arkansas' youthful backfield needed in 2016, as sophomore Rawleigh Williams III and true freshman Devwah Whaley combined for just under 2,000 yards and 15 touchdowns on the ground. Highlighted by seven 100-yard performances, Williams finished as the SEC regular-season rushing leader and his 1,360 rushing yards for the year helped him earn three SEC Offensive Player of the Week nods and All-SEC first team status from the Associated Press. In total, Arkansas' running backs produced nine 100-yard rushing games and totaled over 2,500 yards of total offense.

Prior to Arkansas, Mitchell spent the last six seasons at Kansas where he was the running backs coach and the program's recruiting coordinator the last two years.

Under Mitchell's guidance, Kansas running back James Sims completed his career third on the KU all-time rushing chart with 3,592 yards and 34 touchdowns. He became the first player in Kansas history to rush for back-to-back 1,000-yard seasons (2012-13), highlighted by leading the Big 12 in rush yards per game (112.6) in 2012. Sims' 2012 performance led to All-Big 12 second team accolades before earning first team All-Big 12 honors as a senior in 2013 when he followed his breakout season with 1,110 yards. In 2012, Simms made up half of Kansas' All-Big 12 backfield along

Tony Pierson, who was also recognized by the Associated Press and league head coaches after totaling over 1,000 yards from scrimmage.

Prior to returning to Kansas, Mitchell was the assistant head coach/recruiting coordinator/running backs coach at Illinois (2005-09). He spent five years in Champaign, Illinois, helping the Illini win Big Ten rushing titles in 2006 and 2007, while the offense recorded consecutive seasons with 5,000 yards of total offense. The 2006 Illini led the Big Ten and ranked 10th in the NCAA with 188.8 rushing yards per game while the 2009 squad was 18th nationally at over 200 yards per contest on the ground.

In 2007 at Illinois, Mitchell's running backs room featured eventual NFL first round pick Rashard Mendenhall (Pittsburgh Steelers, 2008), who set school records for single-season rushing yards (1,681) and rushing touchdowns (17) en route to being named the Big Ten Offensive Player of the Year.

Mitchell was at Michigan State from 1999-2004, mentoring the wide receivers in 1999 and the running backs for five seasons. He also served as the Spartans' recruiting coordinator from 2000-04. While in East Lansing, Michigan, Mitchell tutored two NFL first-round draft picks in wide receiver Plaxico Burress (Pittsburgh Steelers, 2000) and running back T.J. Duckett (Atlanta Falcons, 2002), plus recruited a third in wide receiver Charles Rogers, the No. 2 selection overall by the Detroit Lions in the 2003 NFL Draft.

In 2001, Duckett rushed for 1,420 yards — the fifth-best single-season total in school history. Duckett, MSU's fifth all-time leading rusher with 3,379 career yards, became the first Spartan

**MITCHELL QUICK FACTS**

**PERSONAL**

COACHING DUTIES: Running Backs

BORN: Sept. 16, 1960

FAMILY: Son: Kaeman; Daughters: Karena and Jennifer

**EDUCATION**

Central Michigan - B.S. in parks and recreation, 1984

Years of Collegiate Experience: 35

Recruiting Territory: Dallas/Fort Worth, St. Louis

**COACHING HISTORY**

2016-Pres. ....Arkansas (Running Backs)

2010-15 .....Kansas (Recruiting/RBs)

2005-09 .....Illinois (Asst. HC/RBs)

1999-2004 .....Michigan State (Recruiting/RBs/WRs)

1997-98 .....Minnesota (Running Backs)

1988-96 .....Kansas (RBs/DEs/DL/WRs)

1987 .....Kent State (Wide Receivers)

1986 .....Western Michigan (Running Backs)

1985 .....Michigan (Graduate Assistant)

1984 .....Ferris State (Wide Receivers)

1983 .....Central Michigan (Student Assistant)

**PLAYING EXPERIENCE**

1978-81 .....Central Michigan (Running Back)

running back to be drafted in the first round (No. 18 overall) since Lorenzo White (Houston Oilers) in 1988. In 1999, Mitchell coached the wide receivers, including Burress, who set then-MSU single-season records for receptions (66), receiving yards (1,142) and touchdown catches (12).

The first of Mitchell's three straight Big Ten stops came at Minnesota where he coached the running backs in 1997 and 1998.

Mitchell worked with the Jayhawk defensive lineman during his first stint at Kansas, focusing on the defensive ends from 1991-94. He then switched to the offensive side of the ball to coach running backs in 1995 and 1996. While Mitchell was at KU, the Jayhawks played in the 1992 and 1995 Aloha Bowls. KU produced four winning seasons in his tenure, after recording just one in the previous 11 years.

He began his coaching career at Central Michigan (1983) before heading to Ferris State (1984), Michigan (1985), Western Michigan (1986) and Kent State (1987) before establishing himself at Kansas.

A four-year starter as a running back at Central Michigan from 1978-81, Mitchell rushed for 2,394 yards in his career and helped the Chippewas win back-to-back Mid-America Conference (MAC) titles in 1979 and 1980. He rushed for 1,068 yards as a senior.

Mitchell earned a bachelor's degree in parks and recreation from Central Michigan in 1984. He has three children, son Kaeman and daughters Karena and Jennifer.





**JOHN SCOTT JR.**  
Defensive Line | 1st Season

Making the transition to a 3-4 defense following the 2016 season, Arkansas head coach Bret Bielema turned to the NFL to fill his defensive line coach opening, hiring New York Jets defensive line assistant coach John Scott Jr. on Feb. 7, 2017.

Scott Jr. spent the last two seasons with the Jets, beginning as a defensive quality control coach in 2015 before being promoted to defensive line assistant coach. Prior to his time in the NFL, Scott Jr. spent time as a defensive line or outside linebackers coach at Texas Tech, Georgia Southern, Missouri State, Norfolk State and his alma mater Western Carolina.

Running a 3-4 as its primary defense, the Jets led the NFL in rushing touchdowns allowed and red zone defense in 2015, while finishing second in rushing defense and fourth in total defense. Both defensive tackle Muhammad Wilkerson and cornerback Darrelle Revis, who played for defensive coordinator Paul Rhoads at Pitt, earned Pro Bowl honors. Scott Jr. was promoted to defensive line assistant prior to the 2016 season in which the Jets finished fifth in the AFC in rush defense and rushing touchdowns allowed. Defensive tackle Leonard Williams earned a Pro Bowl nod.

Scott Jr. mentored and coached a trio of defensive lineman at Texas Tech that worked their way into the NFL. In his first season, he tutored Kerry Hyder to All-Big 12 honors and an invite to the NFL Scouting Combine. In his first full season with the Detroit Lions in 2016, Hyder led the team with 8.0 sacks to go along with 36 tackles. Branden Jackson had his best season under Scott Jr. in 2014 as a junior before getting an invite to the 2016 NFL Scouting Combine. Jackson recently finished his rookie season with the Oakland Raiders.

Prior to joining Texas Tech, Scott Jr. spent three seasons (2010-12) as the defensive line coach and special teams coordinator on three Georgia Southern teams that advanced to the semifinals of the FCS Playoffs. Along the defensive line, he mentored two All-Americans, including Brent Russell, who was an All-American all three years under Scott Jr. and finished as the program's all-time sack leader. In 2011, the Georgia Southern defensive line featured Russell, All-American Roderick Tinsley and All-Southern Conference selection John Douglas. In 2010, Russell was a finalist for the Buck Buchanan Award for the nation's top defensive player at the Championship Subdivision level.

Scott Jr. was named defensive line coach at Georgia Southern in January 2010 after one season coaching outside linebackers at Missouri State and three seasons at Western Carolina coaching defensive ends and outside linebackers. As defensive line coach at Norfolk State for the 2005 season, Scott Jr. helped the Spartans achieve a No. 12 national ranking in passing defense. That season, Norfolk State allowed just over 158 yards per game. The Greer, South Carolina, native attended the NCAA's Minority Coaches Academy in 2008 after being selected from a pool of 400 applicants.

A 2000 graduate of Western Carolina and four-year Catamount letterman, Scott returned to coach at his alma mater in 2006. An All-Southern Conference choice at defensive end in 1998, Scott Jr. had 17 tackles for loss. His career total of 31 tackles for loss ranks 10th in Western Carolina history.

After earning his bachelor's degree in communications from Western Carolina, Scott Jr. played three years of professional football, including two years with the Greensboro (N.C.)

**SCOTT JR. QUICK FACTS**

**PERSONAL**

COACHING DUTIES: Defensive Line  
BORN: Dec. 15, 1975  
FAMILY: Son: John Wesley Scott III;  
Daughter: Juliette Alexis Scott

**EDUCATION**

Western Carolina – B.S. in communication, 2000

Years Of Collegiate Experience: 13

Years Of NFL Experience: 2

Recruiting Territory: Georgia, North Carolina, South Carolina

**COACHING HISTORY**

- 2017-Pres. ....Arkansas (Defensive Line)
- 2015-16.....New York Jets (Assistant Defensive Line)
- 2013-14.....Texas Tech (Defensive Line)
- 2010-12....Georgia Southern (Defensive Line/Special Teams)
- 2009.....Missouri State (Defensive Ends)
- 2008.....Western Carolina (Defensive Line)
- 2006-07.....Western Carolina (Defensive Ends/OLBs)
- 2005.....Norfolk State (Defensive Line)
- 2002-04.....Louisiana-Lafayette (Graduate Assistant)
- 2001.....West Davidson High School (Defensive Line)

**PLAYING EXPERIENCE**

- 1995-98.....Western Carolina

Prowlers of the Arena Football League 2. He was named the team's Defensive Player of the Year in 2000.

While playing for the Greensboro Prowlers, Scott Jr. gained coaching experience at the high school level as defensive line coach at West Davidson High School in 2001. Scott Jr. then went to Louisiana-Lafayette as a graduate assistant for two years, serving as a defensive line graduate assistant. He completed his master's degree in education at Louisiana-Lafayette in 2006.





**MICHAEL SMITH**  
Wide Receivers | 5th Season

Michael Smith, a record-setting receiver at Kansas State who has earned the reputation as one of the best recruiters in college football, enters his fifth season as Arkansas' wide receivers coach. Smith joined head coach Bret Bielema on his first staff at Arkansas in 2013.

A native of New Orleans, Smith has been very instrumental in making Arkansas a top choice for high school football players from the state of Louisiana. A total of 14 players have signed with Arkansas from the Pelican State from the last four recruiting classes. Out of the seven Louisiana players from the first three recruiting classes that didn't redshirt in 2016, six started at least one game while linebacker De'Jon Harris was named to the SEC All-Freshman team.

Smith's work in his position room and on the field with the wide receivers has helped Arkansas become one of just three SEC teams to pass for over 3,300 yards each of the last two seasons (2015-16). Smith took over a wide receivers group in 2013 that had lost four players to the NFL Draft over the previous two years and turned it back into one of the strengths of the program.

During the 2016 season, the Razorback wideouts featured three players with over 1,000 career receiving yards, including two players with over 100 career receptions. Named the top slot receiver in college football by Pro Football Focus following the season, Jared Cornelius equaled an Arkansas single-season record with three straight 100-yard receiving games, while Keon Hatcher's eight TD grabs ranked fifth in the SEC and Drew Morgan's 65 receptions tied for fourth in the SEC.

Following their senior campaigns in 2016, Hatcher and Morgan both earned invites to the NFL Combine, making Arkansas one of just 12 programs with two wide receivers at the event. An All-SEC selection in 2015, Drew Morgan turned in the third and fourth-best reception totals in program single-season history over his last two years, while Hatcher's 19 career receiving TDs finished fourth all-time at Arkansas.

In 2015, Smith's wide receivers unit totaled 22 touchdowns and more than 2,000 yards, despite numerous injuries throughout the year.

Known for getting the most out of each of his players, Smith's wide receivers unit displayed its depth during the 2015 season, battling through numerous injuries. A total of 10 different receivers started at least one game while Smith helped turn Morgan into one of

the top receivers in the conference. Morgan opened the 2015 campaign as the No. 3 or No. 4 wide receiver, but went on to total three 100-yard receiving games during SEC play – all away from home – and lead the conference with 10 touchdown catches during the regular season. Arkansas' leading receiver, Morgan finished with 63 receptions for 843 yards. His 10 touchdown catches tied for second in the SEC and 17th nationally and also equaled the third-most in program single-season history.

Smith, who was named one of the top 10 recruiters in the Big 12 Conference in 2012 by Rivals, spent the first 11 years of his coaching career at Kansas State before he returned in 2009 as the Wildcats' wide receivers coach.

At Kansas State, Smith helped the Wildcats capture their second Big 12 title and play in the Fiesta Bowl in 2012, as the Wildcats posted an 11-2 record and finished the year ranked No. 12 in the AP poll. Chris Harper led the Wildcats with 58 receptions for 857 yards and three touchdowns and earned second-team All-Big 12 honors. In 2011, true freshman Tyler Lockett earned All-America honors as a kick returner and made an immediate impact at the wide receiver position. He set the Big 12 and Kansas State single-season record for kickoff-return average at 35.2 yards per return.

In 2009, Smith coached All-American Brandon Banks, who set school and Big 12 records in kickoff returns as well as leading the squad in receptions. Banks led the Big 12 and was eighth nationally with his average of 174.8 all-purpose yards per game and ranks fourth in school history with 3,828 career all-purpose yards. At wide receiver, Banks also led the team in receptions (56) and receiving yards (705) and also ranks ninth in Kansas State history with 123 career receptions and 10th in career receiving yards with 1,754.

Smith helped lead Arizona to a 2008 Las Vegas Bowl win over BYU while he mentored Mike Thomas, who became the Pac-10 career receptions record holder with 259 grabs. Thomas was drafted in the fourth round of the 2009 NFL Draft by the Jacksonville Jaguars.

At Rice, Smith helped the Owls to a 7-6 record in 2006, advancing to their first bowl game in 45 seasons. He coached senior Quinton Smith to 1,096 yards in 2006, making him only the sixth Owls' running back to eclipse the 1,000-yard mark.

Smith has coached three of the top 10 career rushing leaders in Kansas State history in Darren Sproles, Eric Hickson and Mike Lawrence. He also directed a running back to the single-season rushing record in three of his last five seasons at Kansas State during his first tenure, including Sproles, a first team All-American. Sproles surpassed the mark during the 2003 season with 1,986 yards, which ranked as the 10th-best rushing total in NCAA history. At the conclusion of the 2003 regular season, Sproles finished fifth in Heisman Trophy voting and was the runner-up for the Doak Walker Award.

A second-team All-Big 12 pick in 2002, Sproles rushed for 1,465 yards and 17 touchdowns. Sproles concluded his four-year career as the Big 12's leader



**SMITH QUICK FACTS**

**PERSONAL**

COACHING DUTIES: Wide Receivers

BORN: Nov. 21, 1970

FAMILY: Wife: Karyn; Daughters: Kylie, Kenzie, Kamryn;  
Son: Kason

**EDUCATION**

Kansas State - B.S. in social science, 1995

Years Of Collegiate Experience: 23

Recruiting Territory: Louisiana

**COACHING HISTORY**

2013-Pres. ....Arkansas (Wide Receivers)

2009-12.....Kansas State (Wide Receivers)

2008.....Arizona (Inside Wide Receivers)

2007.....Arizona (Running Backs)

2006.....Rice (Running Backs)

1997-2005.....Kansas State (Running Backs)

1995-96.....Kansas State (Graduate Assistant)

1993.....Kansas State (Student Assistant Coach)

**PLAYING EXPERIENCE**

1988-91.....Kansas State (Wide Receiver)

in all-purpose yards with 6,812 and the Wildcats' career rushing leader with 4,979 yards, a record he still holds today. In 2001, Josh Scobey set the single-season rushing record with 1,263 yards and also broke the school's career rushing touchdown record with 31.

After his playing career, Smith returned to Kansas State as a student assistant. As a graduate assistant in 1995 and 1996, Smith assisted Greg Peterson with the receivers and helped tutor wideouts Kevin Lockett and Mitch Running, who became just the fifth receiving tandem in Big Eight history to snag at least 50 passes in the same season.

Throughout his coaching career, Smith has been the position coach for 15 NFL players, highlighted by Proles who is a three-time Pro Bowl selection and the NFL single-season record holder for all-purpose yards.

As a player, Smith was one of the Big Eight's all-time great receivers. He concluded his playing career as the Big Eight's second-leading receiver with 179 receptions, trailing just All-American Hart Lee Dykes. The total of 179 catches ranked 40th in NCAA history at the time. Smith was named a third-team All-American in 1991, honorable mention All-American in 1989 and a two-time All-Big Eight selection (1989 and 1991). He played for the Kansas City Chiefs in 1992.

His career total of 2,457 receiving yards was third-best in Big Eight history behind Dykes and 1972 Heisman Trophy winner Johnny Rodgers. The total was bolstered by nine 100-yard receiving games, which was a school record at the time. He led the Big Eight as a sophomore in 1989 and was seventh in the nation with 70 catches for 816 yards.

Smith graduated from Kansas State in 1995 with a bachelor's degree in social science. He and his wife, Karyn, have four children: Kylie, Kenzie, Kason and Kamryn. Kylie was an outfielder on the Razorback softball team and graduated in May of 2017.



**CHAD WALKER**  
Outside Linebackers | 1st Season

Chad Walker was named the program's outside linebackers coach on Feb. 10, 2017.

Less than a week removed from coaching in Super Bowl LI, Walker became the second addition to Arkansas' defensive staff following the 2016 season. He spent the previous two seasons with the Falcons as defensive assistant/linebackers coach in 2016 and defensive assistant/defensive backs coach in 2015. His two-year run in Atlanta was his second stint in the NFL after spending three seasons with the Miami Dolphins from 2005-07 as a defensive quality control coach.

Walker's coaching career started as a graduate assistant at Louisiana-Monroe and West Virginia before returning to his home state where he was a defensive assistant on LSU's 2003 National Championship team. The New Orleans native's collegiate coaching background also includes three years at Bryant University (2008-10), two years as defensive coordinator at Mississippi College (2011-12) and two years as defensive quality control assistant at Oklahoma (2013-14).

In his first season in Atlanta, the Falcons' went from 32nd in the NFL in total defense to 16th, while finishing in the top 10 in interceptions and red zone takeaways. This past season en route to their first NFC Championship since 1998, the Falcons tied for the NFL lead with five defensive touchdowns while outside linebacker Vic Beasley led the league with 15.5 sacks and six forced fumbles and Deion Jones was one of three linebackers named to the 2016 NFL All-Rookie team. Jones was one of two Falcons rookies to start at linebacker in 2016, joining De'Vondre Campbell.

Over Walker's two seasons, cornerback Desmond Trufant (2015) and Beasley (2016) were named to the Pro Bowl.

His two seasons at Oklahoma featured an 11-2 record in 2013 that included a win over Alabama in the Sugar Bowl. During his three seasons as DC at Mississippi College before landing in Oklahoma, Walker coached two first-team All-Americans in cornerbacks Keith Villafranco and Jarrod Craine.

Prior to Mississippi College, Walker served as defensive backs coach at Bryant from 2008-09 before being promoted to defensive coordinator in 2010. During that time, he helped the Bulldogs to a 19-14 record over its first three years as an FCS program.

With Walker at the helm of the defense, the Bulldogs finished 7-4 in 2010 with the two biggest wins in school history over Fordham and No. 25 Robert Morris. Bryant led the Northeast Conference (NEC) in pass efficiency defense and third down defense, while ranking second

in the league in turnovers gained. The Bulldogs also returned four interceptions for touchdowns on the year. Walker guided safety Max Machado to Northeast Conference Defensive Rookie of the Year honors, while cornerback Samad Wagstaff and linebacker Jason Riffe, who led the league with seven sacks, were All-NEC selections.

In 2009, Walker coached the defensive backs as the Bulldogs tallied 35 pass breakups and led the NEC in scoring defense at 17.4 points per game along with being ranked fourth nationally in pass defense. Individually, safety Andre White earned All-NEC recognition.

In his first season at Bryant, the Bulldogs finished 7-4 — the second-best record ever for a team transitioning from Division II to Division I. Bryant tied for 12th nationally with 30 turnovers gained and 29th nationally in scoring defense.

From 2005-07, Walker spent three seasons in the NFL with the Miami Dolphins as a quality control coach, working with all positions on defense. Walker worked with the defensive line in 2007 as the Dolphins finished fourth in the NFL in pass defense. In 2006, Walker helped with the linebackers as Miami ranked fourth in the NFL in total defense and fifth in pass defense. That season, linebacker Zach Thomas was elected to the Pro Bowl, while defensive end and recent NFL Hall of Fame first ballot selection Jason Taylor was named NFL Defensive Player of the Year.

Before moving to the NFL, Walker spent two seasons as a defensive assistant on Nick Saban's staff at LSU, handling quality control duties. During that time LSU won the 2003 SEC Championship and BCS National Championship.

**WALKER QUICK FACTS**

**PERSONAL**

COACHING DUTIES: Outside Linebackers  
BORN: Sept. 2, 1976  
FAMILY: Wife: Robyn; Daughter: Rylie; Son: Cole

**EDUCATION**

LSU - B.S. in education, 2000

Years Of Collegiate Experience: 10  
Years Of NFL Experience: 5  
Recruiting Territory: Texas

**COACHING HISTORY**

- 2017-Pres. ....Arkansas (Outside Linebackers)
- 2016...Atlanta Falcons (Defensive Assistant/Linebackers)
- 2015.....Atlanta Falcons  
(Defensive Assistant/Defensive Backs)
- 2013-14.....Oklahoma (Defensive Quality Control)
- 2011-12.....Mississippi College  
(Defensive Coordinator/Defensive Backs)
- 2010.....Bryant (Defensive Coordinator)
- 2008-09.....Bryant (Defensive Backs)
- 2005-07.....Miami Dolphins (Defensive QC)
- 2003-04.....LSU (Defensive Assistant)
- 2002.....Louisiana-Monroe (Graduate Assistant)
- 2001.....West Virginia (Graduate Assistant)

The Tigers led the nation in total defense in 2003 and ranked third in 2004.

Walker served as a graduate assistant at both Louisiana-Monroe and West Virginia before landing at LSU. While in Morgantown, Walker helped coach a Mountaineer defense that finished first in the nation in pass defense.

A native of New Orleans, Walker began his coaching career as a student assistant at LSU in 2000 after graduating with a bachelor's degree in education with a concentration in kinesiology.







# BEN HERBERT

Head Strength and Conditioning Coach | 5th Season

A critical piece to head coach Bret Bielema's vision for the Arkansas football program, Ben Herbert is in his fifth season as head strength and conditioning coach. In just four years, Herbert's passion and relentless desire to get the best out of his student-athletes has impacted results in the weight room and on the field.

With a focus on preparing Arkansas student-athletes for the next level, Herbert has helped develop 17 Razorbacks who were selected in the last four NFL Drafts, good for the fourth-most in the SEC during that span.

Herbert has worked with six All-Americans and 16 All-SEC performers since arriving in Fayetteville, including 2015 John Mackey Award winner Hunter Henry as the nation's top tight end and offensive lineman Sebastian Tretola who was the recipient of the Jacobs Blocking Trophy presented to the SEC's best blocker in 2015.

In 2016, Herbert's training helped guide running back Rawleigh Williams III to recovery from a season-ending neck injury suffered during the 2015 season. Williams' triumphant return to the field less than a year later saw him put together a breakout sophomore season in which he captured the SEC regular-season rushing title and finished with 1,360 yards on the ground.

The results of Herbert's training regimens were evident in the latter stretches of each of the 2014 and 2015 seasons, as Arkansas closed the 2015 campaign by winning six of its last seven games and three of its last four in 2014. Included in those late season surges were a pair of dominating bowl wins over Texas (Texas Bowl) and Kansas State (Liberty Bowl) in which the Razorbacks outscored their opponents by a combined 76-30 margin. Arkansas was the only SEC West program to win a bowl game in both 2014 and 2015.

Herbert helped grow the 2014 and 2015 Arkansas starting offensive lines into the largest in any level of football, including the NFL. Behind their devastating offensive lines, the Razorbacks became the only FBS team with a pair of 1,000-yard rushers in 2014 and the only SEC program in 2015 with a 3,000-yard passer and 1,000-yard rusher.

Following the 2014 season, Herbert earned the profession's highest honor when he was named the Master Strength and Conditioning Coach (MSCC) by the Collegiate Strength and Conditioning Coaches association (CSCCa) in March 2015. At age 35, Herbert became the youngest coach to ever earn the MSCC honor.

Herbert joined the Razorbacks after spending 11 seasons working in strength and conditioning at Wisconsin, including the last four as head strength

and conditioning coach. He started his career as an intern during the 2002 season following his playing days at Wisconsin and was promoted to assistant strength and conditioning coach in 2003. He was involved in all aspects of sports conditioning for the football team during his time with the Badgers.

In his 15 total seasons at Wisconsin, he was part of 14 bowl appearances and five Big Ten championships. The Badgers claimed three straight Big Ten titles and became the first Big Ten team to appear in three straight Rose Bowls since Michigan following the 1976-78 seasons by making the trip to Pasadena following the 2010, 2011 and 2012 seasons.

During his time with Wisconsin, Herbert helped develop 41 NFL draft picks, including six first round selections. Defensive end J.J. Watt and offensive tackle Gabe Carmini were both taken in the first round of the 2011 draft, and offensive guard Kevin Zeitler was picked 27th overall by the Cincinnati Bengals in 2012. The Badgers also produced five national individual award winners, including 2012 Doak Walker Award recipient Montee Ball, 28 All-America honors and 48 All-Big Ten first team selections in his 11 seasons on staff in Madison.

Wisconsin's work with Herbert was evident in the fourth quarters of games, when the Badgers outscored opponents 435-309 from 2009-12. The team's strength and conditioning work also was apparent late in the season, as Wisconsin was 15-5 in games played in the month of November or later during Herbert's four years as head strength and conditioning coach. The Badgers also outscored its opponents 856-442 in games played in

## HERBERT QUICK FACTS

### PERSONAL

COACHING DUTIES: Head Strength and Conditioning Coach

BORN: Nov. 30, 1979

FAMILY: Wife: Kelly; Sons: Charlie and Thomas

### EDUCATION

Wisconsin - B.S. in history, 2002

Years of Collegiate Experience: 15

### COACHING HISTORY

2013-Pres. ....Arkansas

(Head Strength & Conditioning Coach)

2009-12.....Wisconsin

(Head Strength & Conditioning Coach)

2003-08 .....Wisconsin

(Asst. Strength & Conditioning Coach)

2002.....Wisconsin

(Strength & Conditioning Intern)

### PLAYING EXPERIENCE

1998-2001.....Wisconsin (Defensive Lineman)

November, December and January.

Herbert was a four-year letterman on the defensive line at Wisconsin, which won two Rose Bowls during his time as a student-athlete. He holds the Wisconsin bowl record for most tackle for loss and sacks yardage and is tied for the school's bowl record for sacks after collecting 2.0 sacks for 20 yards lost in the 2000 Rose Bowl victory over Stanford.

A native of Pittsburgh, Herbert earned his bachelor's degree from Wisconsin in 2002. He is a certified member of the National Strength and Conditioning Association (NSCA) and the CSCCa.

Herbert and his wife, Kelly, have two sons, Charlie and Thomas.





## MARK TAURISANI

Assistant Athletic Director of Football Operations

Mark Taurisani is in his fifth season at Arkansas. He was promoted to Assistant AD of Football Operations in 2014 and sits on the athletic department's senior and executive staffs.

As Assistant AD of Football Operations, Taurisani oversees every aspect of the Razorback football team including team travel, budget, personnel, staffing, day-to-day operations, football-related events and bowl game travel. He also serves as the football program's liaison to university administration and all other units within the athletic department.

Taurisani has served as a member of the Rose Bowl Advisory Committee since 2010. Throughout his career, Taurisani has coordinated 10 bowl trips, including Arkansas' trips to the 2014 Texas Bowl, 2016 Liberty Bowl and 2016 Belk Bowl as well as three consecutive Rose Bowls at Wisconsin. He also organized trips to the Outback Bowl, Capital One Bowl and two Champs Sports Bowls.

Prior to Arkansas, Taurisani spent seven seasons working in football operations at Wisconsin, including the last three as the Badgers' director of football operations. He also served as football operations coordinator for two seasons after being a football operations assistant in 2006 and 2007.

Taurisani spent the summer of 2005 as a training camp assistant with the Seattle Seahawks. In that role, he helped with setup and operational duties, transportation and scheduling.

A native of Utica, New York, Taurisani graduated from SUNY Fredonia with a bachelor's degree in sociology/sports in 2003. He was a captain on the baseball team and was a first-team all-conference performer. He earned a master's degree in sport administration from Louisville in December 2005.

Taurisani will marry his fiancé Tara Rackleff in spring of 2018.



## E.K. FRANKS

Director of Recruiting

E.K. Franks is in his fourth season as director of recruiting.

Since 2015, Arkansas has averaged a recruiting ranking of No. 24 nationally and hauled in a total of 27 four-star prospects, including 12 ranked in the ESPN 300 and four ranked in the ESPN JC 50. The program's last three signing classes have featured 21 players from the state of Arkansas, 10 from Louisiana, 10 from Texas and nine from Florida.

Most recently, the Razorbacks signed the No. 1 wide receiver and No. 1 tight end in junior college and also picked up three ESPN300 prospects, including the No. 9 pocket passer, No. 11 cornerback and No. 12 safety for 2017. Additionally, five of the program's signees from Arkansas ranked in the top 10 in the state.

The 2016 class, which included four in-state signees and was highlighted by the No. 11 overall player, checked in at No. 24 in the ESPN team rankings. The Razorbacks' 20-person class also featured four prospects from Texas, including the nation's No. 6 running back by ESPN, and two from Florida.

In Franks' first year in 2015, the signing class was one of the best in program history, ranking No. 22 by ESPN. The class included 10 players from Arkansas - the most since 2008. The Razorbacks were also very successful in Florida, signing five prospects. It was the second-most Floridians in one class for Arkansas since joining the SEC in 1992. Overall, the 2015 class included 11 four-star signees.

Franks came to Fayetteville with 10 years of collegiate experience, most recently serving as associate head coach and running backs coach at Southeastern Louisiana. He has coached or trained multiple professional athletes, including Wes Welker, Terence Newman and Darren Sproles, and also has extensive recruiting ties to Texas, Florida, Louisiana, Oklahoma, Kansas and Mississippi. He worked with head coach Bret Bielema during stints at Wisconsin and Kansas State.

Franks has a keen eye for talent and a diverse background. He has experience as an assistant coach, strength coach, academic counselor and director of minority relations. In addition, he is active in youth programs and community service outreach, serving on the board of the Kansas-based non-profit S.A.F.E., Success Achieved in Future Environments, which helps mentor youth through athletics.

At Southeastern Louisiana, he tutored Xavier Roberson to multiple All-America honors as a sophomore running back and kick returner. In 2012, Roberson and Rasheed Harrell teamed to make up one of the top freshmen running back duos in

the country under Franks' leadership. Before Southeastern Louisiana, Franks spent two seasons as defensive line coach and head strength coach at Delta State. There, he coached a pair of first-team All-Gulf South Conference selections in 2011.

Franks was a defensive graduate assistant at Wisconsin for two seasons while Coach Bielema was the Badgers' defensive coordinator. Prior to Wisconsin, Franks coached the defensive line at Texas State for the 2003 season and was an academic counselor and director of minority relations at Kansas State from 2001-03.

His first collegiate coaching experience came at Kansas State, where he was a strength and conditioning coach for the football team during the 2000 season and 2001 offseason. His first coaching position was at Heritage High School in Oklahoma City, where he tutored defensive backs and was a strength coach for the school from 1996-2000.

The Kansas native earned his bachelor's degree in 2000 and a master's degree in adult education from Kansas State in 2002.



## BOBBY ALLEN

Director of High School and NFL Relations

Bobby Allen is in his 20th year on the staff at Arkansas and fifth as director of high school and NFL relations.

Allen served two separate stints as defensive coordinator for the Razorbacks in 1998 and 2000. He has also coached the defensive line, linebackers, cornerbacks and free safeties. In 1998, Allen directed a Razorback defensive unit that ranked sixth nationally in rushing defense, 10th in turnover margin and 13th in scoring defense. In 2000, Allen helped guide a Razorback defense that allowed just 292.1 yards per game to lead the SEC and rank 12th nationally in total defense.

During the 2011 season, he oversaw a defensive tackles group that contributed 132 tackles, led by Byran Jones' 47. The position group also added 9.5 tackles for loss and 11 quarterback hurries. Jones was named to the SEC All-Freshman Team. The defense ranked second in the SEC in sacks with an average of 2.85 per game that tied for eighth nationally.

Under Allen's guidance, the Razorback secondary ranked among the best units in the nation in defending the pass in 2007. Arkansas led the SEC and was second in the nation in pass efficiency defense with a rating of 97.8 and ranked second in the SEC with 20 interceptions, including 11 by Allen's cornerback unit. In addition, Michael Grant and Jerrell Norton ranked in the top four of the conference's passes defended category.

Allen began his coaching career at Colorado, where he served as a graduate assistant during the 1983 and 1984 seasons. After helping Minnesota to an Independence Bowl berth as a defensive secondary graduate assistant in 1985, Allen landed his first full-time position at Drake where he was the defensive coordinator from 1986-88.

Allen was a standout prep quarterback at Seneca Valley High School in Gaithersburg, Maryland, and earned the Washington, D.C., area Player of the Year award as a senior. He also excelled in baseball and basketball. Allen went on to earn three varsity letters while playing three positions - kicker, quarterback and outside linebacker - at Virginia Tech. He earned his bachelor's degree in marketing from Virginia Tech in 1983.

Allen is married to the former Marcela Garcia. The couple has one daughter, Daniela, and three sons, Christian, Brandon and Austin. Brandon finished his collegiate career as Arkansas' all-time leader with 64 touchdown passes in 2015 while starting his final 34 games as a Razorback and was taken by the Jacksonville Jaguars in the sixth round of the 2016 NFL Draft. Austin will enter his senior season in 2017 after leading the SEC with 3,430 passing yards and throwing 25 touchdown passes in 2016.

**MATTHEW ENGELBERT**

Director of Video

Matthew Engelbert, who has 29 years of collegiate experience, is in his fifth season as Arkansas' director of video.

Engelbert oversees the video department responsible for ensuring the Razorback coaches and student-athletes are able to utilize video to study themselves and opponents. He is also responsible for making video of recruits available to the coaching staff.

Engelbert has been instrumental in bringing to Fayetteville college football's first virtual reality technology that utilizes real practice footage. Arkansas was one of just a handful of schools to adopt the system from STRIVR Labs, Inc., prior to the 2015 season. Engelbert has trained his staff, coaches and student-athletes to use the technology most effectively so the Razorbacks earn a competitive advantage on the field.

The first 24 years of Engelbert's career were spent at Iowa, where he earned conference and national recognition for leading the Hawkeyes' video department to a premier level. He was named Big Ten Conference Video Coordinator of the Year three times, most recently in 2010-11, when he also was recognized as the National Video Coordinator of the Year.

Engelbert oversaw many technological upgrades during his time at Iowa. In 2011, he headed a Big Ten committee to develop an improved standard of acquiring game video. The Hawkeyes were one of the first college football programs in the country to shoot in high definition beginning with the 2011 season. He also had Iowa ahead of the curve in 1999 when it was the first program in the nation to use Beta SX and in 2004 when the Hawkeyes adopted Smart Acquisition Technology that allowed for shooting video directly to portable drives and eliminated most tapes. In addition, he also created the Iowa Football Fan Fest.

In his 24 seasons at Iowa, the Hawkeyes claimed three Big Ten championships, won 166 games and advanced to 16 bowl games, including two Orange Bowls and one Rose Bowl. During that time, Iowa also produced 36 All-Americans, nine consensus first-team All-Americans and 77 NFL Draft picks.

Engelbert earned his bachelor's degree in sports management from Iowa in 1993. He and his wife Dana, have two sons, Colin and Andrew.

**LUCAS STORTZUM**

Assistant Director of Football Operations

Lucas Stortzum is in his first year as the assistant director of football operations.

His duties include advance team travel, coordinating and selecting training table meals, coordinating housing for current and incoming student-athletes, organizing community service appearances with the players as well as the senior banquet.

Stortzum also serves as the director of Arkansas' football camps. He oversees the camp budget and organizes all aspects of the camps.

Prior to Arkansas, Stortzum spent three years on the Eastern Illinois football staff as the director of football operations. He oversaw the day-to-day organizational and operational aspects of the program, including budgets, team travel, on-campus recruiting efforts and serving as the NFL pro scout liaison.

He previously assisted the EIU football team as a graduate assistant for athletic operations for three years.

Stortzum earned his undergraduate degree from EIU in 2010 and later earned a master's degree from EIU in 2012.

**BREY COOK**

Graduate Assistant for Offense

Brey Cook is in his second season as a graduate assistant for offense at his alma mater. He lettered for the Razorbacks from 2011-14.

Cook assisted with an offensive line in 2016, including Pro Football Focus All-America first team choice Frank Ragnow, that helped pave the way for running back

Rawleigh Williams III to capture the SEC regular-season rushing title with 1,326 yards and provided time for quarterback Austin Allen to throw for an SEC-best 3,430 yards. The Razorbacks manufactured 428.4 yards of total offense per game, highlighted by five games with both 200 yards rushing and passing.

Cook started 30 of 48 career games played on the offensive line, including his final 25. As a senior, he participated in more than 850 snaps, tallied more than 40 knockdowns and blocked for running backs Alex Collins and Jonathan Williams, who were the only FBS teammates to each rush for 1,000-plus yards in the 2014 season. The Razorback offensive line also led the SEC in fewest sacks allowed with 14.

During his junior campaign, Cook played a pivotal role on an offensive line that helped Collins become the 10th true freshman in SEC history to rush for 1,000 yards. The offensive line also broke the single-season school record by only allowing 8.0 sacks. Arkansas led the SEC and tied for second in the NCAA with an average of 0.67 sacks allowed per game.

Cook, a native of Springdale, Arkansas, earned his bachelor's degree in communication from Arkansas in 2014. He was named to the SEC Academic Honor Roll for his work in the classroom in the fall of 2011 and 2013.

**TAYLOR REED**

Graduate Assistant for Offense

Taylor Reed is in his second season at Arkansas as a graduate assistant for offense, working primarily with quarterbacks.

In his first season with the Razorbacks, Reed helped tutor Austin Allen, the SEC's top passer in 2016 who threw for 3,430 yards, including a league-best 2,291 in SEC play, and totaled 25 touchdown passes behind nine multi-touchdown games. Allen completed 61.1 percent of his passes, boasted a 146.04 passer rating with a 200-plus passer rating in three outings, and passed for 300 or more yards four times.

Reed joined the Razorbacks after lettering at Central Arkansas at quarterback from 2013-15. During his career with the Bears, he completed 189 of 277 passes for 1,798 yards and 14 touchdowns in 22 games.

Reed began his college career in 2011 at the University of Memphis, where he started 9 of 11 games, threw for 1,690 yards and 10 touchdowns. Following that season, he transferred to the University of Arkansas. Reed sat out the 2012 season due to NCAA transfer rules and went on to join Central Arkansas in August 2013.

A native of El Dorado, Arkansas, Reed graduated from Central Arkansas with a bachelor's degree in business administration.

**DARIUS EUBANKS**

Graduate Assistant for Defense

Eubanks is in his first season at Arkansas as a graduate assistant for defense. He joined the Razorbacks after seven years of playing at the collegiate and NFL levels.

A four-year starter at linebacker and defensive back at Georgia Southern from 2009-13, Eubanks started 50 of 52 game played for the Eagles. He totaled 260 tackles, including 12.5 for loss, recorded four interceptions and broke up 18 passes during his career.

Eubanks ranked in the top five on the team in total tackles every season with a career-best 77 as a senior in 2013 en route to Southern Conference All-Conference first team honors from the league head coaches.

Following his collegiate career, Eubanks spent four seasons in the NFL playing for the Minnesota Vikings, Cleveland Browns, Dallas Cowboys and Tampa Bay Buccaneers.

A native of Thomson, Georgia, Eubanks earned his bachelor's in sport management in 2013.



**MARK SHERIDAN**  
Graduate Assistant for Defense

Mark Sheridan is in his second season as a graduate assistant for defense. Sheridan works primarily with the secondary, a unit that forced 10 interceptions and returned four for touchdowns in 2016. The four interceptions returned for scores were the program's most in one season since at least 1985 and tied for fourth-most in the nation and second-most in the SEC. Three different Arkansas defensive backs recorded two interceptions apiece, including cornerback Ryan Pulley, who added 13 pass breakups to rank second in the SEC and tie for 12th nationally.

Before arriving in Fayetteville, Sheridan spent the 2015 season as a graduate assistant for defense at Purdue, where he worked primarily with the secondary.

Sheridan joined the Boilermakers' staff after serving as cornerbacks coach at his alma mater Albion College during the 2014 season. He was a four-year letterwinner at safety for the Britons from 2010-13 and elected team captain by his teammates as a senior in 2013. Sheridan also helped Albion to MIAA conference championships in both 2011 and 2013.

A native of Ann Arbor, Michigan, Sheridan earned his bachelor's degree in exercise science from Albion in 2013.



**MIKE GIULIANI**  
Quality Control for Defense

Mike Giuliani is in his first season as a quality control coach for defense. Giuliani served as a defensive assistant at the NFL level for six seasons prior to Arkansas, most recently with the Buffalo Bills during the 2015 and 2016 seasons.

Giuliani's job duties with the Bills included coordination of the offensive scout team, offensive opponent breakdown, scouting reports, creation of game day call sheets and creation of the playbook, while assisting with linebackers.

Prior to Buffalo, he spent two the 2013 and 2014 seasons as a defensive assistant with the New York Jets, where he worked with defensive backs, after serving as a season video assistant with the organization in 2011 and 2012.

Giuliani began his coaching career as a defensive student assistant at his alma mater SUNY Cortland from 2009-13. He earned his bachelor's degree in psychology at SUNY Cortland in 2011.



**TANNER BURNS**  
Quality Control for Special Teams

Tanner Burns is in his fourth season as a quality control coach for special teams.

Burns coached punter Toby Baker, a Ray Guy Award nominee in 2015 and 2016 and a Burlsworth Trophy semifinalist in 2016, who averaged 43.0 yards per punt across 27 games for the Razorbacks. Baker boomed 27 punts of at least 50 yards, including a career-high of 60 yards, while 45 of his attempts landed inside the 20-yard line.

The Razorbacks also led the SEC in net punting average at 41.8 yards in 2016.

In 2014, Burns was instrumental in helping the Razorbacks' special teams improve in several areas. Arkansas finished fifth nationally in kickoff return average (25.71 yards per return) and led the SEC in punt return coverage (3.06 yards allowed per return).

Burns worked with punter Sam Irwin-Hill, who earned SEC Special Teams Player of the Week honors for the Nov. 22 win against Ole Miss. In that game, Irwin-Hill punted six times for 243 yards (40.5 avg.) and landed three inside the 20. Irwin-Hill dropped 18 of his 26 punts (69.2 percent) inside the 20 during the final five games of the season.

Burns spent the 2013 season as a coaching intern with the Oakland Raiders. He was an integral part of the Raiders' special teams, assisting with quality control, scouting reports and game plans. As a team, Oakland ranked second in the AFC and tied for third in the NFL with an average of 47.8 yards per punt.

Burns wrapped up his collegiate playing career at Ole Miss, where he played free safety and contributed on special teams and was elected team captain. He began his collegiate career at San Jose State and was an honorable mention All-WAC selection as a sophomore in 2009 after starting all 12 games and leading the team with 96 tackles in addition to recording two interceptions, one pass breakup, four forced fumbles and one fumble recovery.

The San Jose, California, native graduated from the University of Mississippi with a bachelor's degree in general studies while minoring in history, sociology and parks and rec management.



**JOHN ROBERTS**  
Quality Control for Offense

John Roberts is in his third season as a quality control coach for offense.

Roberts helped coach a wide receiver group that totaled more than 4,000 yards and 40 touchdown receptions over the 2015 and 2016 seasons, including Drew Morgan who produced the third- and fourth-best receiving seasons in school history in 2015 and 2016. Morgan also led the SEC with 10 touchdown catches during the 2015 regular season.

The Razorbacks' 2016 receiving corps also was highlighted by Jared Cornelius who put together three straight 100-yard receiving performances to match a 20-year old school record, and Keon Hatcher who led the team with 743 yards and eight touchdown catches.

Prior to Arkansas, Roberts served as a quality control coach and graduate assistant at Central Michigan from 2010-14.

In 2014, Roberts assisted a Central Michigan offense that efficiently controlled the game. The Chippewas offense ranked third in the MAC and 18th nationally in pass efficiency (149.55) and led the MAC in time of possession (33:24). Central Michigan won seven games and advanced to its second bowl game in three years — the 2014 Bahamas Bowl.

Roberts served as an offensive graduate assistant for Central Michigan during the 2012 season. Wide receiver Cody Wilson finished his career with 42 consecutive games with a reception and running back Zurlon Tipton rushed for 1,492 yards, ranking him fourth in the school's record book. The Chippewas won the Little Caesars Bowl, the third bowl victory in program history.

Roberts was a four-year letterwinner at wide receiver at Alma College where he never had a losing season during his career.

The Mt. Pleasant, Michigan, native graduated from Alma College with a bachelor's degree in business administration in 2010. He earned his master's degree in sport administration from Central Michigan in 2013.

## STRENGTH & CONDITIONING



**CORY BICHEY**  
Associate Director of Strength & Conditioning



**TENARIUS WRIGHT**  
Assistant Strength & Conditioning Coach



**KIERO SMALL**  
Assistant Strength & Conditioning Coach



**JUSTIN TRESS**  
Assistant Strength & Conditioning Coach



**TYLER TERRY**  
Assistant Video Coordinator



**ASHLEY DOUCET**  
Post Production Assistant



**BRANDON KESSLER**  
Graduate Assistant



RECRUITING



**DANIEL BUSH**  
Assistant Director of  
Personnel




**DANIELLE BRASWELL**  
Recruiting Operations  
Coordinator



**KIRBY O'MEARA**  
Personnel Quality  
Control



**JAKE NEVILLE**  
Creative Director of  
Recruiting



**TARA SPEER**  
Recruiting Administrative  
Assistant

STAFF



**LAURIE HICKS**  
Administrative Asst.  
to Assistant Coaches



**CLARINDA CARR**  
Administrative Assistant  
to Head Coach



**MATT SUMMERS**  
Director of Athletic  
Training



**CHRIS HAULER**  
Assistant Athletic  
Trainer



**TIM RIDNER**  
Assistant Athletic  
Trainer



**CHASE WEBB**  
Graduate Assistant



**SYE NOBLES**  
Graduate Assistant

ATHLETIC TRAINING

ACADEMICS



**CHRIS JOHNSON**  
Director of Academics



**LIZ REYES**  
Assistant Director of  
Academics



**JL JENNINGS**  
Academic Counselor



**SCOTTY THURMAN JR.**  
Graduate Assistant



**ALEXYSS SCOTT**  
Graduate Assistant



**CHRISTINE SCHEETS**  
Director of Educational  
Enrichment Services



**RICHARD SMITH**  
Learning Specialist

EQUIPMENT



**JAKE ROSCH**  
Director of Football  
Equipment Operations



**RYAN ROBERTSON**  
Assistant Equipment  
Manager



**TYLER RENARD**  
Graduate Assistant



**KARLA HORSFALL**  
Director of Sports  
Nutrition



**SOPHIE MAHAFFEY**  
Graduate Assistant

SPORTS NUTRITION

PLAYERS





## NUMERICAL ROSTER

No	Name	Pos	Ht	Wt	Cl/Exp	Hometown (HS/Other)
1	Chevin Calloway	DB	5-10	188	Fr./HS	Dallas, Texas (Bishop Dunne HS)
1	Jared Cornelius	WR	5-11	212	Sr./3L	Shreveport, La. (Evangel Christian Academy)
2	Kamren Curl	DB	6-1	193	Fr./HS	Muskogee, Okla. (Muskogee HS)
2	Chase Hayden	RB	5-10	191	Fr./HS	Memphis, Tenn. (Saint George's Independent School)
3	McTelvin Agim	DL	6-3	286	So./1L	Texarkana, Texas (Hope HS [Ark.])
3	Koilan Jackson	WR	6-2	214	Fr./HS	Little Rock, Ark. (Joe T. Robinson HS)
4	Alexy Jean-Baptiste	LB	6-2	231	R-Fr./RS	Pompano Beach, Fla. (Coconut Creek HS)
4	Ty Storey	QB	6-2	226	So./SQ	Charleston, Ark. (Charleston HS)
5	Brandon Martin	WR	6-4	219	So./JC	Monroe, La. (Prime Prep Academy/Mississippi Gulf Coast CC)
5	Henre' Toliver	DB	6-1	185	Sr./3L	Marrero, La. (Archbishop Rummel HS)
6	T.J. Hammonds	WR	5-10	195	So./1L	Little Rock, Ark. (Joe T. Robinson HS)
6	Gabe Richardson	LB	6-3	239	So./JC	Decatur, Ga. (Southwest DeKalb HS/Hutchinson CC [Kan.])
7	Briston Guidry	DL	6-2	279	R-Fr./RS	Metairie, La. (Archbishop Rummel HS)
7	Jonathan Nance	WR	6-0	182	Jr./JC	Gulfport, Miss. (Gulfport HS/Mississippi Gulf Coast CC)
8	Austin Allen	QB	6-1	215	Sr./3L	Fayetteville, Ark. (Fayetteville HS)
8	De'Jon Harris	LB	6-0	242	So./1L	Harvey, La. (John Ehret HS)
9	Cole Hedlund	K	5-10	164	Jr./2L	Argyle, Texas (Argyle HS)
9	Santos Ramirez	DB	6-2	198	Jr./2L	Shreveport, La. (Evangel Christian Academy)
9	De'Vion Warren	WR	5-10	181	Fr./HS	Monroe, La. (Ouachita Parish HS)
10	Jordan Jones	WR	6-1	185	R-Fr./RS	Smackover, Ark. (Smackover HS)
10	Randy Ramsey	LB	6-4	228	Jr./2L	Fort Lauderdale, Fla. (Dillard HS)
11	Daulton Hyatt	QB	6-4	188	Fr./HS	Attalla, Ala. (Etowah HS)
11	Ryan Pulley	DB	5-11	196	Jr./2L	Fort Myers, Fla. (Island Coast HS)
13	Nate Dalton	DB	6-3	193	So./SQ	Baton Rouge, La. (Cypress Falls HS)
13	Deon Stewart	WR	5-11	162	So./1L	Highland, Ark. (Highland HS)
14	Maleek Barkley	WR	5-10	175	Fr./HS	Austin, Texas (Lake Travis HS)
14	Carson Proctor	QB	6-3	212	R-Fr./RS	Vero Beach, Fla. (Vero Beach HS)
14	Britto Tutt	DB	6-1	179	So./RS	Augusta, Ga. (Academy of Richmond County/Ventura College [Calif.])
15	Korey Hernandez	DB	5-10	174	Fr./HS	Atlanta, Ga. (Cedar Grove HS)
15	Cole Kelley	QB	6-7	268	R-Fr./RS	Lafayette, La. (Teurlings Catholic HS)
16	La'Michael Pettway	WR	6-2	220	So./1L	Nashville, Ark. (Nashville HS)
17	Kofi Boateng	WR	6-1	190	R-Fr./RS	Arlington, Texas (Lamar HS)
18	Blake Johnson	P	6-1	185	So./SQ	Long Beach, Calif. (Los Alamitos HS)
18	Jack Lindsey	QB	6-2	194	R-Fr./RS	Fayetteville, Ark. (Springdale HS)
18	Jeremy Patton	TE	6-6	236	Jr./JC	Indianapolis, Ind. (Lawrence Central HS/Arizona Western College)
19	Giovanni LaFrance	LB	6-0	239	R-Fr./RS	New Orleans, La. (Saint Augustine HS)
19	River Warnock	WR	5-11	190	Jr./SQ	North Little Rock, Ark. (North Little Rock HS/Crowder College [Mo.])
20	De'Andre Coley	DB	6-1	211	Sr./3L	Miami, Fla. (Northwestern RB)
21	Montaric Brown	DB	6-0	175	Fr./HS	Ashdown, Ark. (Ashdown HS)
21	Dewwah Whaley	RB	5-11	216	So./1L	Beaumont, Texas (Central HS)
22	Deon Edwards	DB	6-1	212	R-Fr./RS	Clermont, Fla. (Lake Minneola HS)
23	Dre Greenlaw	LB	6-0	229	Jr./2L	Fayetteville, Ark. (Fayetteville HS)
23	Maleek Williams	RB	5-11	218	Fr./HS	Punta Gorda, Fla. (Charlotte HS)
24	Jarques McClellion	DB	6-0	172	Fr./HS	Lake Worth, Fla. (American Heritage School)
25	Micahh Smith	DB	6-0	202	R-Fr./RS	Marshall, Texas (Marshall HS)
26	Justice Hobbs	RB	5-10	214	R-Fr./RS	Farmington, Ark. (Farmington HS)
26	Ryder Lucas	DB	6-0	195	Jr./2L	The Woodlands, Texas (The Woodlands College Park HS)
27	Hayden Henry	LB	6-1	209	Fr./HS	Little Rock, Ark. (Pulaski Academy)
28	Josh Liddell	DB	6-1	211	Sr./3L	Pine Bluff, Ark. (Dollarway Senior HS)
29	Derrick Munson	LB	5-11	203	Fr./HS	New Orleans, La. (Archbishop Rummel HS)
30	Kevin Richardson II	DB	5-11	185	Sr./3L	Jacksonville, Ark. (Jacksonville HS)
31	Connor McPherson	RB	5-7	192	Sr./SQ	The Woodlands, Texas (The Woodlands College Park HS)
31	Grant Morgan	LB	5-11	220	R-Fr./RS	Greenwood, Ark. (Greenwood HS)
32	Jordan Curtis	DB	5-11	181	Fr./HS	Jenks, Okla. (Jenks HS)
32	Hayden Johnson	FB	6-2	256	So./1L	Columbia, Mo. (Rock Bridge HS)
33	Dee Walker	LB	6-2	215	R-Fr./RS	Moultrie, Ga. (Colquitt County HS)
33	David Williams	RB	6-1	220	Sr./TR	Philadelphia, Pa. (Imhotep Institute Charter HS/South Carolina)
34	Kendrick Jackson	FB	6-0	253	Jr./2L	Haynesville, La. (Haynesville HS)
34	Tyler Phillips	LB	6-1	224	So./1L	North Little Rock, Ark. (North Little Rock HS)
35	Dwayne Eugene Jr.	LB	6-1	240	Sr./3L	Marrero, La. (Archbishop Rummel HS)
37	Brenden Young	DB	6-1	202	So./TR	Little Rock, Ark. (Bryant HS/Ouachita Baptist University)
38	Blake Kern	TE	6-4	245	R-Fr./RS	Lamar, Ark. (Lamar HS)
38	Reid Miller	DB	5-9	201	Jr./2L	Holidaysburg, Pa. (IMG Academy [Fla.])
39	Byron Keaton	DB	5-10	183	So./1L	Camden, Ark. (Fairview HS)
39	Tyler Pennington	LB	5-10	210	Fr./HS	Cary, Ill. (Cary-Grove HS)
40	Kyrei Fisher	LB	6-1	234	Fr./HS	Tulsa, Okla. (Union HS)
41	Austin Capps	DL	6-4	300	So./1L	Star City, Ark. (Star City HS)
42	Connor Limpert	K	6-1	180	So./1L	Allen, Texas (Allen HS)
42	Jonathan Marshall	DL	6-3	310	R-Fr./RS	Shepherd, Texas (Shepherd HS)
43	George Madden	LS	6-1	225	So./SQ	Blanchard, Okla. (Blanchard HS)
44	Austin Cantrell	TE	6-3	264	So./1L	Roland, Okla. (Roland HS)
44	Josh Paul	LB	6-2	205	Fr./HS	Kenner, La. (De La Salle HS)

## ALPHABETICAL ROSTER

No	Name	Pos
68	Kirby Adcock	OL
3	McTelvin Agim	DL
8	Austin Allen	QB
14	Maleek Barkley	WR
81	Jarrod Barnes	WR
86	Jamario Bell	LB
17	Kofi Boateng	WR
53	Ben Brasuell	LB
21	Montaric Brown	DB
1	Chevin Calloway	DB
44	Austin Cantrell	TE
41	Austin Capps	DL
46	Damani Carter	LB
66	Ty Clary	OL
57	Shane Clenin	OL
20	De'Andre Coley	DB
54	Terrell Collins	LB
1	Jared Cornelius	WR
2	Kamren Curl	DB
32	Jordan Curtis	DB
13	Nate Dalton	DB
49	Robert Decker	LS
97	Brandon DePrato	LB
22	Deon Edwards	DB
86	Tobias Enlow	WR
35	Dwayne Eugene Jr.	LB
40	Kyrei Fisher	LB
51	Hjalte Froholdt	OL
62	Johnny Gibson	OL
80	Will Gragg	TE
23	Dre Greenlaw	LB
7	Briston Guidry	DL
83	De'Shawn Gulledd	WR
89	Grayson Gunter	TE
99	Elias Hale	LB
95	Jake Hall	DL
67	Tyler Hall	OL
6	T.J. Hammonds	RB
71	Jackson Hannah	OL
8	De'Jon Harris	LB
45	Josh Harris	LB
2	Chase Hayden	RB
69	Dylan Hays	OL
9	Cole Hedlund	K
55	Jake Heinrich	OL
27	Hayden Henry	LB
15	Korey Hernandez	DB
26	Justice Hobbs	RB
64	Audry Horn	OL
11	Daulton Hyatt	QB
78	Bijhon Jackson	DL
74	Colton Jackson	OL
34	Kendrick Jackson	FB
3	Koilan Jackson	WR
4	Alexy Jean-Baptiste	LB
18	Blake Johnson	P
32	Hayden Johnson	WR
10	Jordan Jones	FB
39	Byron Keaton	DB
15	Cole Kelley	QB
38	Blake Kern	TE
87	Jack Kraus	TE
19	Giovanni LaFrance	LB
28	Josh Liddell	DB
42	Connor Limpert	K
18	Jack Lindsey	QB
26	Ryder Lucas	DB
43	George Madden	LS
73	Deion Malone	OL
42	Jonathan Marshall	DL
5	Brandon Martin	WR
92	Blake Mazza	P/K



## NUMERICAL ROSTER

No	Name	Pos	Ht	Wt	Cl/Exp	Hometown (HS/Other)
45	Josh Harris	LB	5-10	221	Jr./2L	Pine Bluff, Ark. (Watson Chapel HS)
46	Damani Carter	LB	5-11	239	So./1L	Fayetteville, Ark. (Fayetteville HS)
48	Jordan Silver	LS	6-3	235	Fr./HS	Branson, Mo. (Branson HS)
49	Robert Decker	LS	5-11	253	Sr./1L	Greenwich, Conn. (Greenwich HS/UConn)
50	Jake Raulerson	OL	6-4	313	Sr./1L	Celina, Texas (Celina HS/Texas)
51	Hjalte Froholdt	OL	6-5	311	Jr./2L	Svendborg, Denmark (IMG Academy [Fla.])
52	T.J. Smith	DL	6-3	290	So./1L	Moultrie, Ga. (Colquitt County HS)
53	Ben Brasuell	LB	6-1	202	R-Fr./RS	Benton, Ark. (Benton HS)
54	Terrell Collins	LB	6-0	240	So./JC	St. Louis, Mo. (Hazelwood Central HS/Iowa Western CC)
55	Jake Heinrich	OL	6-4	293	R-Fr./RS	Urbandale, Iowa (Urbandale HS)
57	Shane Clenin	OL	6-6	300	Fr./HS	Festus, Mo. (Jefferson HS)
60	Brian Wallace	OL	6-6	337	Jr./2L	Florissant, Mo. (Christian Brothers College HS)
61	Cooper Sone	OL	6-2	272	So./SQ	Fayetteville, Ark. (Fayetteville HS)
62	Johnny Gibson	OL	6-4	333	Jr./1L	Dumas, Ark. (Dumas HS)
64	Audry Horn	OL	6-2	329	Fr./HS	Benton, Ark. (Little Rock Catholic HS)
66	Ty Clary	OL	6-4	286	Fr./HS	Fayetteville, Ark. (Fayetteville HS)
67	Tyler Hall	OL	6-4	296	R-Fr./RS	Maumelle, Ark. (Maumelle HS)
68	Kirby Adcock	OL	6-5	288	Fr./HS	Nashville, Ark. (Nashville HS)
69	Dylan Hays	OL	6-3	298	R-Fr./RS	Little Rock, Ark. (Little Rock Christian Academy)
71	Jackson Hannah	OL	6-2	305	Jr./SQ	Bentonville, Ark. (Bentonville HS)
71	David Porter	DL	6-3	241	Fr./HS	Little Rock, Ark. (Joe T. Robinson HS)
72	Frank Ragnow	OL	6-5	317	Sr./3L	Victoria, Minn. (Chanhassen HS)
73	Deion Malone	OL	6-3	304	Jr./RS	Batesville, Miss. (South Panola HS/Northwest CC [Miss.])
74	Colton Jackson	OL	6-5	298	So./1L	Conway, Ark. (Conway HS)
75	Zach Rogers	OL	6-1	309	Jr./2L	Carrollton, Texas (Hebron HS)
76	Paul Ramirez	OL	6-5	308	Sr./SQ	Rialto, Calif. (Rialto HS/San Bernardino Valley CC [Calif.])
78	Bijhon Jackson	DL	6-1	339	Sr./3L	El Dorado, Ark. (El Dorado HS)
78	Dalton Wagner	OL	6-9	311	Fr./HS	Spring Grove, Ill. (Richmond Burton HS)
79	Jalen Merrick	OL	6-4	322	So./1L	Oak Hill, Fla. (New Smyrna Beach HS)
80	Will Gragg	TE	6-4	254	So./SQ	Dumas, Ark. (Dumas HS)
81	Jarrod Barnes	WR	5-11	172	Fr./HS	Cabot, Ark. (Cabot HS)
83	De'Shawn Gullede	WR	5-9	175	Fr./HS	Kensett, Ark. (Bald Knob HS)
84	Tyson Morris	WR	6-1	199	Fr./TR	Helena-West Helena, Ark. (Fayetteville HS/Central Oklahoma)
85	Cheyenne O'Grady	TE	6-4	253	So./SQ	Fayetteville, Ark. (Fayetteville HS)
86	Jamario Bell	LB	6-5	258	So./SQ	Junction City, Ark. (Junction City HS)
86	Tobias Enlow	WR	6-2	202	R-Fr./RS	North Little Rock, Ark. (North Little Rock HS)
87	Jack Kraus	TE	6-5	248	Jr./2L	Bentonville, Ark. (Bentonville HS)
89	Grayson Gunter	TE	6-6	236	So./1L	Madison, Miss. (Madison Central HS)
90	Armon Watts	DL	6-5	309	Jr./1L	St. Louis, Mo. (Christian Brothers College HS)
91	Michael Taylor II	DL	6-2	258	Jr./RS	Orlando, Fla. (The First Academy/Riverside City College [Calif.])
92	Blake Mazza	P/K	5-9	173	Fr./HS	Plano, Texas (Plano Senior HS)
95	Jake Hall	DL	6-5	263	Jr./1L	Springdale, Ark. (Har-Ber HS)
96	Karl Roesler	LB	6-1	252	Sr./3L	Louisville, Ky. (St. Xavier HS)
97	Brandon DePrato	LB	6-4	222	R-Fr./RS	Cypress, Texas (Cypress HS)
99	Elias Hale	LB	6-4	219	R-Fr./RS	Fayetteville, Ark. (Fayetteville HS)

## ALPHABETICAL ROSTER

No	Name	Pos
24	Jarques McClellion	DB
31	Connor McPherson	RB
79	Jalen Merrick	OL
38	Reid Miller	DB
31	Grant Morgan	LB
84	Tyson Morris	WR
29	Derrick Munson	LB
7	Jonathan Nance	WR
85	Cheyenne O'Grady	TE
18	Jeremy Patton	TE
44	Josh Paul	LB
39	Tyler Pennington	LB
16	La'Michael Pettway	WR
34	Tyler Phillips	LB
71	David Porter	DL
14	Carson Proctor	QB
11	Ryan Pulley	DB
72	Frank Ragnow	OL
76	Paul Ramirez	OL
9	Santos Ramirez	DB
10	Randy Ramsey	LB
50	Jake Raulerson	OL
6	Gabe Richardson	LB
30	Kevin Richardson II	DB
96	Karl Roesler	LB
75	Zach Rogers	OL
48	Jordan Silver	LS
25	Micahh Smith	DB
52	T.J. Smith	DL
61	Cooper Sone	OL
13	Deon Stewart	WR
4	Ty Storey	QB
91	Michael Taylor II	DL
5	Henre' Tolliver	DB
14	Britto Tutt	DB
78	Dalton Wagner	OL
33	Dee Walker	LB
60	Brian Wallace	OL
19	River Warnock	WR
9	De'Vion Warren	WR
90	Armon Watts	DL
21	Devwah Whaley	RB
33	David Williams	RB
23	Maleek Williams	RB
37	Brenden Young	DB

## FOOTBALL STAFF

### Coaching Staff

Bret Bielema | Head Coach .....5th Season  
 Dan Enos | Offensive Coordinator/QBs .....3rd Season  
 Paul Rhoads | Defensive Coordinator/DBs .....2nd Season  
 Kurt Anderson | Offensive Line .....2nd Season  
 Reggie Mitchell | Running Backs .....2nd Season  
 Vernon Hargreaves | Inside Linebackers .....3rd Season  
 Barry Lunney Jr. | Tight Ends .....5th Season  
 John Scott Jr. | Defensive Line .....1st Season  
 Michael Smith | Wide Receivers .....5th Season  
 Chad Walker | Outside Linebackers .....1st Season

### Quality Control

Tanner Burns | Special Teams .....4th Season  
 Mike Giuliani | Defense .....1st Season  
 John Roberts | Offense .....3rd Season

### Graduate Assistants

Brey Cook | Offense .....2nd Season  
 Taylor Reed | Offense .....2nd Season  
 Darius Eubanks | Defense .....1st Season  
 Mark Sheridan | Defense .....2nd Season

### Support Staff

Mark Taurisani | Football Operations .....5th Season  
 Ben Herbert | Strength & Conditioning .....5th Season  
 Matt Summers | Athletic Training .....9th Season  
 EK Franks | Recruiting .....5th Season  
 Bobby Allen | HS/NFL Relations .....5th Season  
 Matthew Engelbert | Video .....5th Season  
 Jake Rosch | Equipment .....4th Season

## PRONUNCIATIONS

### Players

McTelvin Agim (UH-geem)  
 Tobias Enlow (N-low)  
 Hjalte (YELL-duh) Froholdt (FRO-holt)  
 De'Jon (DUH-Juhn) Harris  
 Bijhon (BEE-jhon) Jackson  
 Alexy Jean (gene)-Baptiste  
 Jack Kraus (Krouse)  
 Josh Liddell (LUH-dell)  
 Frank Ragnow (RAG-now)  
 Karl Roesler (RESS-ler)  
 Henre' (ON-ray) Tolliver  
 River Warnock (War-nick)  
 Devwah (DEV-wah) Whaley

### Coaches

Bret Bielema (BEE-luh-muh)  
 Dan Enos (EE-nohs)  
 Vernon Hargreaves (HAR-graves)  
 Barry Lunney (LUHN-ee) Jr.





# NEXT CHAPTER

Written by Rawleigh Williams III

My dad always told me when I was little ... "Don't work to just be the guy in the jersey on Sundays. Work to be the guy in the nice suit that's in the suite of the stadium making all the decisions."

I had not thought about that message much until Sunday, Oct. 25, 2015. The day after my neck injury during my freshman season.

I never thought twice about playing again following my freshman year. The University of Arkansas medical staff and others I spoke to provided me all the information I needed to be fully confident in my decision to return to the field. I gained a lot from playing again during my sophomore season. Things that no one can ever take away from me. I led the SEC regular season in rushing in my first season as a starter. I threw a touchdown pass (thanks Coach Enos). I grew with my teammates. I stayed healthy. I proved to myself that I could do it at the highest level in the SEC.

Spring ball can be a grind. The 15 practices challenge you mentally and physically, but the opportunity to get better each day is something I've learned to never take for granted. This spring ball was extra special to me. I was getting to share the final weekend with my mom, dad, brother and sister.

For the 15th time this spring I suited up. I prayed in my locker and took the field by double-taping my chest twice before pointing to the sky.

An outside zone run to the left side. I've run that play literally hundreds of times in my college career. Maybe more.

This outside zone run to the left would be my last.

Not again. I remembered the feeling. It didn't last as long so I wasn't as nervous, but I knew something was wrong. I knew that it was similar enough to the last time.

Everyone got to me quickly. When they tested my hand strength I could squeeze, but it was really weak and I could barely feel it. I was trying to calm everyone else down. I remember thinking and then saying "Everything is coming back to me. I can feel my body. Let me get up please."

My family is the most important thing in my life. The first thing I thought when it all happened was the reaction of my mom, dad, sister and brother. I didn't want them to go through this all over again. I just wanted to stand up to calm them down and show them that I was ok.

I've seen the replay. I saw a normal hit. That scared me. It shows me it doesn't take a big hit at this point. Any little thing can trigger it. I also saw the reaction of my mom and my sister. That broke my heart. I can't do this anymore. I want to be able to walk.

I'm moving onto the next chapter of my life. It's tough to not be able to play football anymore because I've been playing since I was four years old. It wasn't something I wanted to do or planned on having to do so early. I've prayed, listened to my doctors, my parents and my gut.

It still doesn't seem real yet, but I really don't have a choice. I've dodged the bullet twice. I realize that at the end of the day I want to live a normal life and be around my family.

The most fun I've ever had in my life has been being part of this team the last two years. Playing with my brothers, learning from coaches, the workouts, the preparation, the grind, the games ... we sacrificed a lot. Now that I can't play anymore I wish I could sacrifice more.

Coach B has been someone I've looked up to since the day I met him. He's always been there for me. I'm grateful to him for the opportunity to play football at the University of Arkansas and in front of the best fans in college football. I'm grateful for the opportunities I'm going to earn during the rest of my time here. I can't wait to work under him and learn. I want to be a General Manager one day and he's already helped me look into career paths to achieve my goals.

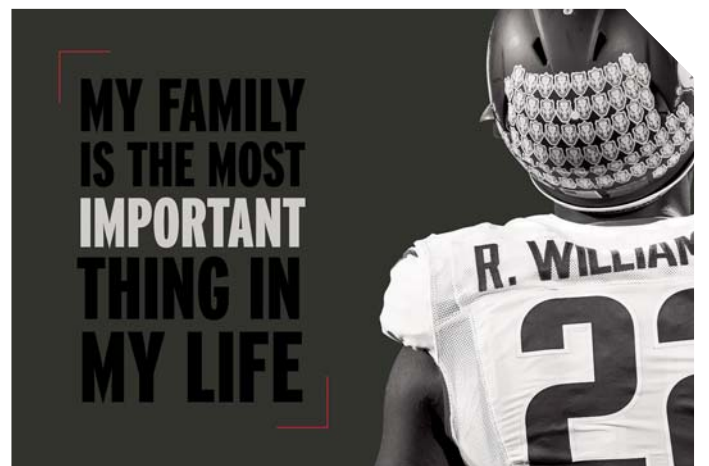
Thank you to the thousands of people who have reached out to me. I appreciate it more than I can ever explain. It's inspiring to know people care about you not only because of your ability, but because of the person you are and what you stand for. I've used my gifts to play football, but my gifts aren't just playing football. I can't wait to give more.

"Don't work to just be the guy in the jersey on Sundays. Work to be the guy in the nice suit that's in the suite of the stadium making all the decisions..." That is now my goal. To be the guy in the nice suit in the suite. To do whatever I have to do to gain more knowledge about the game in all ways. Just like I did when I was a player.

I am very grateful. It is sad but I truly believe God has a plan for my life. I believe I'm going to be blessed more than I could ever imagine. Even though my plan isn't going to happen, I know that his plan is better than my plan.

God Bless.

—RW3





## 22 RAWLEIGH WILLIAMS III

Dallas, Texas | Bishop Lynch HS

### SOPHOMORE (2016)

- » Doak Walker Award Watch List
- » SEC Offensive Player of the Week (Oct. 17)
- » Earl Campbell Tyler Rose Award Week 7 Hon. Mention (Oct. 18)
- » SEC Co-Offensive Player of the Week (Nov. 7)
- » SEC Offensive Player of the Week (Nov. 21)
- » Earl Campbell Tyler Rose Award Semifinalist
- » Earl Campbell Tyler Rose Award Week 12 Hon. Mention (Nov. 22)
- » Coaches All-SEC second team
- » Associated Press All-SEC first team
- » Phil Steele All-SEC second team

Returned from a season-ending neck injury in 2015 to have a breakout sophomore season ... Finished as the SEC regular-season rushing champion and 25th nationally for the season with 1,360 yards on the ground ... His 1,326 regular-season rushing yards were also fifth among Power 5 players ... Led the SEC with 1,580 yards from scrimmage and 69 total first downs ... Of his 245 carries on the year, 62 resulted in a first down, 34 went for 10 or more yards and 14 went for over 20 yards ... Found the end zone 12 times on the ground, one time through the air and threw for his first career TD pass ... Hauled in 15 passes for 220 yards ... Turned in seven 100-yard rushing performances, good for a tie for third-most in program single-season history and tied for second in the SEC ... Arkansas owned a 6-1 mark when he rushed for 100 yards ... Averaged 106 yards per game on the ground in SEC play and nine of his 12 rushing TDs came in conference action ... Became just the 13th running back in SEC history to win the league's Offensive Player of the Week award three times in a season ... Ranked sixth nationally in rushing yards (695) against ranked teams and fifth in yards per game (86.9) ... **vs. Louisiana Tech (Sept. 3):** First game back after season-ending injury in 2015 ... Scored Arkansas' first touchdown of the season on a 6-yard run in the first quarter ... Had 111 all-purpose yards thanks to 96 yards rushing on 24 carries ... Ran the ball five straight times for 37 yards and two first downs to open the eventual game-winning TD drive in the fourth quarter ... **at No. 15 TCU (Sept. 10):** Turned in his first 100-yard rushing game of the season and second of his career with a career-high 28 carries for 137 yards ... Broke a 37-yard run on the team's first possession of the game ... Ran for four of Arkansas' eight first downs in the first half ... **vs. Texas State (Sept. 17):** Went over 100 yards in consecutive weeks and had two rushing touchdowns for the first time in his career ... Rushed 19 times for 121 yards and two TDs ... Produced eight first downs on the ground and had six runs over 10 yards ... **vs. Alcorn State (Oct. 1):** Went over 100 yards rushing for the third time in four games ... Seven of his 13 carries went for a first down, including four of 10 or more yards ... **vs. No. 12 Ole Miss (Oct. 15):** Took over the SEC rushing lead after a 27-carry performance that resulted in 180 yards ... Wasn't stopped for a loss on any of the 27 carries and was responsible for seven first downs ... Broke three runs over 20 yards ... Had two receptions for 18 yards, including a 2-yard TD in the third quarter ... Rushed for 101 yards in the first half ... Named SEC Offensive Player of the Week ... **vs. No. 11 Florida (Nov. 5):** Rushed for 148 yards on 26 carries with two touchdowns ... Gave Arkansas a 14-0 lead in the first quarter with a 6-yard TD run and closed the scoring with a 41-yard run in the fourth quarter ... Ran for 82 yards and had two receptions for 22 yards in the second half ... Named SEC Co-Offensive Player of the Week ... **at Mississippi State (Nov. 18):** Became just the fourth player in Arkansas history to rush for over 200 yards in an SEC game with a career-high 205 yards on just 16 carries and four touchdowns ... Just the seventh player in the SEC since 2000 to run for 200 yards and four touchdowns in a league game ... All four rushing touchdowns came in the first half along with 191 yards ... Threw his first career TD pass on 4th-and-goal in the third quarter and finished the 2016 season as the only non-QB in college football to run for four touchdowns and throw for one in the same game ... Just the second FBS running back to accomplish the feat since 2000 ... Named SEC Offensive Player of the Week for a third time ... **at Missouri (Nov. 25):** Clinched the SEC regular-season rushing title with his seventh 100-yard game of the season ... Totaled 169 all-purpose yards and a career-high 10 first downs ... Rushed for 117 yards on 25 carries, including a 1-yard TD run to open the scoring, and had a 52-yard reception.

### FRESHMAN (2015)

- » Coaches SEC All-Freshman Team

Played in seven games ... Rushed 56 times for 254 yards and one touchdown ... His 56 rushes and 254 yards ranked first and second respectively among SEC freshmen running backs ... One of three SEC freshmen running backs to rush for 100 yards in a game this season and one of two to do it against an SEC opponent ... Left in the third quarter of the Auburn game (Oct. 24) with a neck injury and missed the rest of the season ... **vs. No. 14 Texas A&M (Sept. 26):** Scored his first career touchdown on a 3-yard run in the fourth quarter that extended the Razorbacks' lead 21-13 ... **at Tennessee (Oct. 3):** Tallied 100 yards, including a career-high 44 yard run on the first play of the second quarter that set up a 33-yard Dominique Reed touchdown reception two plays later to tie the game 14-14 ... The 44-yard run was the third-longest by a Razorback during the season.

### HIGH SCHOOL

A consensus three-star prospect by Rivals, ESPN, Scout and 247Sports ... 247Sports ranks him as the No. 33 running back in the nation and the No. 57 player in the state of Texas ... The 42nd-best running back and the 64th-best player in Texas according to Rivals ... Scout listed him as the No. 44 running back nationally and the No. 54 player in Texas ... 247Composite, a combined index of national recruiting rankings, rated him three stars, the No. 44 running back in the nation and the No. 72 prospect in Texas ... Named a finalist for the 2014 Tom Landry Award, given annually to the best high school football player in North Texas ... Was a semifinalist for Dave Campbell's Mr. Texas Football Award given annually to the best high school football player in Texas ... Finished his career as the school's all-time leader in career rushing yards (5,023), rushing touchdowns (62), total yards (5,627) and total touchdowns (71) ... Set two single-season school records as a senior, rushing for 2,814 yards and 37 touchdowns ... Led the state with 2,814 rushing yards on 341 attempts (8.3 avg.) ... Also caught 15 passes for 198 yards (13.2 avg.) and five touchdowns ... Finished the 2014 season ranked second in school history with 3,116 total yards and 44 total touchdowns ... Totaled 143 carries for 767 rushing yards (5.3 avg.) and seven rushing touchdowns as a junior ... Posted 26 receptions for 269 yards (10.3 avg.) and one touchdown in 2013 ... Rushed for 1,191 yards on 191 carries (6.2 avg.) and 14 touchdowns as a sophomore ... Caught 11 passes for 137 yards (12.5 avg.) and three touchdowns in 2012 ... Coached by Ben Dasch ... Also participated in track and field ... Chose Arkansas over Ole Miss, Oklahoma State, Stanford and Duke.

### PERSONAL

Born on Aug. 28, 1996 ... Son of Rawleigh and Kim Williams and brother of Brian and Alyssa ... Finance major ... 2015-16 First-Year SEC Academic Honor Roll and 2016 Fall SEC Academic Honor Roll honoree.

### CAREER STATS

	RUSHING						RECEIVING				
	GP/GS	ATT	YDS	AVG	TD	LNG	REC	YDS	AVG	TD	LNG
2015	7/0	56	254	4.5	1	44	5	26	5.2	0	10
2016	13/11	245	1,360	5.6	12	72	15	220	14.7	1	54
<b>TOTAL</b>	<b>20/11</b>	<b>301</b>	<b>1,614</b>	<b>5.4</b>	<b>13</b>	<b>72</b>	<b>20</b>	<b>246</b>	<b>12.3</b>	<b>1</b>	<b>54</b>





# RETURNING PLAYERS



**3** **McTELVIN AGIM**  
Texarkana, Texas | Hope HS

**SO** **DL** **6-3** **286**

### FRESHMAN (2016)

» Coaches SEC All-Freshman Team

Played all 13 games with starts in each of the last five ... Tied for second among SEC freshmen in sacks (2.5) and fifth in tackles for loss (5.5) ... Contributed 27 tackles, including eight solo stops ... Had two quarterback hurries ... Made a tackle in 10 games ... Recorded at least one-half tackle for loss in seven games and at least one-half sack in three games ... **at No. 15 TCU (Sept. 10):** Levelled quarterback Kenny Hill for his first career sack on a third down to end a TCU drive late in the third quarter ... Finished with four tackles ... **vs. Alcorn State (Oct. 1):** Logged a season-high 1.5 tackles for loss ... Made a tackle for a loss of four yards with Taiwan Johnson on second down of the Braves' first drive of the second quarter ... Booked a solo tackle behind the line of scrimmage on the next play of the drive to set up a third-and-long ... **vs. No. 12 Ole Miss (Oct. 15):** Set up a third-and-nine situation when he combined for a sack of quarterback Chad Kelly on Ole Miss' second drive of the third quarter ... **vs. No. 11 Florida (Nov. 5):** Chipped in three tackles, including one-half for loss, in his first start at defensive tackle ... Forced an incomplection with a quarterback hurry on Florida's second possession ... **vs. Mississippi State (Nov. 19):** Had a season-high seven tackles with one-half tackle for loss ... **at Missouri (Nov. 25):** Recorded a sack for a loss of five yards on Missouri's first drive of the third quarter ... **vs. No. 22 Virginia Tech (Dec. 29):** Notched two tackles, including one-half for loss in the first half.

### HIGH SCHOOL

An early enrollee who earned a five-star rating from 247Sports and a four-star rating from ESPN, Rivals and Scout ... Tabbed the No. 1 player in the state of Arkansas by ESPN, 247Sports and Rivals ... Ranked the No. 11 overall player in the country by ESPN, the No. 18 overall by 247Sports, the No. 44 overall by Scout and the No. 50 overall by Rivals ... Pegged as the No. 2 defensive end prospect by 247Sports, the No. 3 defensive end prospect by ESPN and the No. 7 defensive end prospect by Scout ... Four-star ESPN ranking came with a grade of 89 ... Has been clocked at 4.59 in the 40-yard dash ... Practiced with Arkansas in January before taking part in Under Armour All-America game ... 2015 ALL-USA Arkansas Football Defensive Player of the Year ... Three-time all-state selection ... Named the 2015 Gatorade Arkansas Football Player of the Year and Hooten's Arkansas Football Farm Bureau Class 5A Defensive Player of the Year ... Chosen as the 5A South Outstanding Lineman and Sports Illustrated's High School Athlete of the Month for November ... Named the 2015 Arkansas Democrat-Gazette

All-Arkansas Preps Defensive Player of the Year ... Selected to the MaxPreps 2015 Football Medium Schools All-America first team ... Garnered MaxPreps 2015 Football All-America second team honors ... Earned the prestigious 2015 Paul Eells award, given annually to an Arkansas high school football player who best exhibits perseverance, determination, courage and resolve in the face of adversity ... As a senior, tallied 77 tackles, including 13 for loss, 24 sacks, eight quarterback hurries, and nine pass breakups to help Hope to a 9-3 record and the Class 5A quarterfinals under head coach Jay Turley ... Also rushed for 184 yards and eight touchdowns on 21 carries, caught eight passes for 97 yards and one touchdown and averaged 50 yards on seven kickoff returns ... Participated in The Opening at Nike Headquarters in Beaverton, Oregon, which is considered the most prestigious summer showcase for high school football prospects ... Recorded 72 tackles, 22 sacks, 13 pass knockdowns, six forced fumbles and three fumble recoveries as a junior ... Named the Arkansas Democrat-Gazette's Sophomore Defensive Player of the Year in 2013 after recording 77 tackles, including 32 for loss and 16 sacks ... Also a two-time defending state shot put champ ... Ran an 11.6 second 100-meters in the 2015 state district track meet ... Chose Arkansas over Alabama, Auburn, Baylor, Clemson, LSU, Mississippi State, Missouri, Notre Dame, Oklahoma, Ole Miss, Stanford, TCU, Texas, Texas A&M, Washington State and others.

### PERSONAL

Born on Sept. 25, 1997 ... Son of Deanna Giddens, who is a nurse ... Aunt Jayme Dunning is also a nurse ... Has two sisters, Dominecia and Taneka ... Recreation and sport management major.

### CAREER STATS

	GP/GS	UA	A	TOT	TFL-YDS	SCK-YDS	FF	FR-YDS	INT-YDS	QBH	BRUP
2016	13/5	8	19	27	5.5-23	2.5-13	0	0-0	0-0	2	0
<b>TOTAL</b>	<b>13/5</b>	<b>8</b>	<b>19</b>	<b>27</b>	<b>5.5-23</b>	<b>2.5-13</b>	<b>0</b>	<b>0-0</b>	<b>0-0</b>	<b>2</b>	<b>0</b>

### 2016 GAME-BY-GAME

	GP/GS	UA	A	TOT	TFL-YDS	SCK-YDS	FF	FR-YDS	INT-YDS	QBH	BRUP
LOUISIANA TECH	1/0	0	2	2	0.0-0	0.0-0	0	0-0	0-0	0	0
at TCU	1/0	2	2	4	1.0-8	1.0-8	0	0-0	0-0	0	0
TEXAS STATE	1/0	1	0	1	0.0-0	0.0-0	0	0-0	0-0	1	0
vs. Texas A&M	1/0	0	0	0	0.0-0	0.0-0	0	0-0	0-0	0	0
ALCORN STATE	1/0	1	1	2	1.5-4	0.0-0	0	0-0	0-0	0	0
ALABAMA	1/0	0	0	0	0.0-0	0.0-0	0	0-0	0-0	0	0
OLE MISS	1/0	0	2	2	0.5-0	0.5-0	0	0-0	0-0	0	0
at Auburn	1/0	2	1	3	0.0-0	0.0-0	0	0-0	0-0	0	0
FLORIDA	1/1	1	2	3	0.5-2	0.0-0	0	0-0	0-0	1	0
LSU	1/1	0	0	0	0.0-0	0.0-0	0	0-0	0-0	0	0
at Mississippi State	1/1	0	7	7	0.5-3	0.0-0	0	0-0	0-0	0	0
at Missouri	1/1	1	0	1	1.0-5	1.0-5	0	0-0	0-0	0	0
vs. Virginia Tech	1/1	0	2	2	0.5-1	0.0-0	0	0-0	0-0	0	0
<b>TOTAL</b>	<b>13/5</b>	<b>8</b>	<b>19</b>	<b>27</b>	<b>5.5-23</b>	<b>2.5-13</b>	<b>0</b>	<b>0-0</b>	<b>0-0</b>	<b>2</b>	<b>0</b>





8

**AUSTIN ALLEN**

Fayetteville, Ark. | Fayetteville HS



SR

QB

6-1

215

**JUNIOR (2016)**

- » SEC Offensive Player of the Week (Sept. 12)
- » Davey O'Brien "Great 8" QBs of the Week (Sept. 12)
- » Manning Award Star of the Week (Sept. 12)
- » Manning Award QB of the Week (Sept. 15)
- » Manning Award Watch List
- » Maxwell Award Watch List

Started all 13 games ... Led the team to three top-15 wins in his first season as the starting signal-caller ... Responsible for 27 touchdowns (25 passing, 2 rushing) ... Passed for 3,430 yards to lead the SEC and ranked 20th in the FBS ... Threw for 2,291 yards in SEC play to lead the conference ... Tossed 25 touchdown passes to rank second in the SEC, 28th in the FBS and fifth in single-season school history ... Completed 61.1 percent of his passes and boasted a 146.04 passer rating ... Had a 200-plus passer rating in three outings ... Threw 146 straight passes without an interception to rank second in school history ... Tied for the FBS lead in passing touchdowns against ranked opponents with 15 ... Averaged 263.8 passing yards per game and 286.4 in SEC games ... Teamed with Rawleigh Williams III to become one of only two QB/RB duos in the Power 5 conferences to average at least 260 yards passing and 100 yards rushing per game ... Orchestrated three fourth-quarter TD drives to either tie or take the lead ... Went 13-of-15 for 144 yards and two TDs on those three fourth-quarter drives ... Helped the offense surpass 400 yards of total offense in nine games, including three games of 500 or more yards ... Threw a TD pass in 12 of 13 games ... First Arkansas quarterback to throw multiple TD passes nine times in a single season since Tyler Wilson (2011) ... Threw multiple TD passes in the first half five times ... One of just four SEC quarterbacks since 2000 to toss multiple TD passes in each of the first seven games of a season ... Led the SEC and ranked 11th in the FBS in 200-plus yard passing games with 11 ... Led the SEC in yards per attempt with 8.3 and red-zone touchdown passes with 19 ... Averaged 8.4 yards per attempt in SEC games ... Threw for 300 or more yards four times — all in SEC games ... Four 300-yard passing games ranked second in single-season school history and tied for second in the SEC ... Four 300-yard passing games in SEC play also ranked second in single-season school history ... Led the SEC in completions for a first down with 150 (20th in FBS), 10-plus yards with 145 (13th in FBS), 15-plus yards with 96 (7th in FBS) and 20-plus yards with 53 (18th in FBS) ... Became one of just four quarterbacks in school history to throw at least one TD pass in each of the first seven games of a season ... First Arkansas quarterback since Ryan Mallett (2010) to toss three TD passes in three straight games (Weeks 5-7) of a season ... Fourth quarterback in school history to pass for 400 yards in a single game ... Had six scoring tosses of 20 or more yards ... **vs. Louisiana Tech (Sept. 3):** Made his first career start ... Completed 20 of 29 passes for 191 yards and two TDs ... Connected with wide receiver Jared Cornelius from 13-yards out for the first TD of the season ... Completed 19 of 25 passes, including eight straight, after the first drive of the game ... Opened up the passing game with five passes for 43 yards and a TD during the game-winning drive ... Capped the 13-play, 77-yard go-ahead and eventual game-winning TD drive by finding tight end Jeremy Sprinkle in the end zone from 4-yards out ... Went 2 of 2 on fourth downs for 22 yards ... **at No. 15 TCU (Sept. 10):** Completed 17 of 29 passes for 223 yards ... Delivered three TD passes in the second half and first overtime before running in the game-winning TD in the second OT to complete his second game-winning drive in as many weeks ... Was 12-of-19 for 178 yards in the second half/overtime ... Was 4-of-4 for 58 yards and a TD on the 56-second game-tying drive in the fourth quarter ... Threw a 16-yard TD pass to wide receiver Keon Hatcher and then caught the tying 2-point conversion from the receiver with 1:03 remaining ... Later connected with tight end Jeremy Sprinkle from 19-yards out in the first overtime ... His second-half QBR of 96 was the best second-half against TCU in 10 years ... **vs. Texas State (Sept. 17):** Went 16-of-21 passing for 241 yards and two TDs ... Completed the longest pass of the season from 73-yards out to Keon Hatcher ... Both scoring tosses came in the first half ... Became just the fourth QB to go 3-0 in his first three starts for Arkansas since it joined the SEC in 1992 ... Went 6-for-6 passing for 188 yards and a TD through the first two drives ... **vs. No. 10 Texas A&M (Sept. 24):** Connected on a career-best 28 completions in 42 attempts ... Threw for a then career-high 371 yards, including 156 yards in the fourth quarter alone, and two TDs ... The 371 yards are the 10th-most in an SEC game and 16th-most overall in program history ... Completed 8 of 10 passes for 65 yards and a score in the first quarter ... **vs. Alcorn State (Oct. 1):** Finished 13 of 18 for 206 yards and three TDs through the air ... Posted a career-best 223.36 passer rating ... **vs. No. 1 Alabama (Oct. 8):** Threw for a career-high 400 yards, which is the ninth-most in school history ... Became one of five quarterbacks since 2007 to throw for 400 or more yards against the Crimson Tide ... **vs. No. 12 Ole Miss (Oct. 15):** Completed 19 of 32 passes for 229 yards and three touchdowns against a defense that had allowed only two passing touchdowns ... Put Arkansas on the board first with a 51-yard scoring strike to Dominique Reed in the first quarter ... **at Mississippi State (Nov. 19):** Completed

72 percent of his passes (18 of 25) for 303 yards and two touchdowns to go along with Rawleigh Williams III's 205 yards and four scores on the ground ... **vs. Missouri (Nov. 25):** Closed out the regular season with his second straight and fourth overall 300-plus yard passing effort (348) ... Finished 24 of 39 and threw one touchdown ... **vs. No. 22 Virginia Tech (Dec. 29):** Completed 18 of 31 passes for 278 yards and two TDs ... Also ran for one TD ... Tied an Arkansas bowl record for TD passes ... Recorded his ninth multi-TD pass game ... Both TD passes came in the first half ... Also went 13-of-16 passing for 215 yards in the first half ... Completed passes of 19, 26, 19 and 20 yards and capped a nine-play 90-yard drive with a 1-yard TD run for the team's first score of the game in the first quarter ... Had a streak of 11 straight completions from the end of the first quarter through the second quarter.

**SOPHOMORE (2015)**

Saw action in three games ... Went 1-of-3 passing for 35 yards and one touchdown ... **vs. UT Martin (Oct. 31):** Tossed the first touchdown of his career on a 35-yard completion to tight end Jeremy Sprinkle.

**REDSHIRT FRESHMAN (2014)**

Saw action in five games ... Went 8-of-16 passing for 153 yards and one rushing touchdown ... **vs. Nicholls (Sept. 6):** Was 4-of-9 passing for 72 yards, including a game-long 24-yard toss and ran in a 5-yard score in the final frame ... **vs. No. 8 Ole Miss (Nov. 22):** Replaced injured brother Brandon Allen in the third quarter, going 3-of-5 passing for 65 yards and a then career-long 33-yard pass in the shutout over the Rebels.

**FRESHMAN (2013)**

Redshirted as a true freshman.

**HIGH SCHOOL**

Led Fayetteville High School to back-to-back 7A state championships and was named MVP of both championship games ... Selected as Arkansas' 2012 Gatorade Player of the Year following senior season ... Rated the 17th-ranked pro-style quarterback in the country and No. 3 player in Arkansas by 247Sports, and No. 3 player in the state according to Rivals ... Named all-state as a senior, completing 233-of-366 passes for 3,593 yards and 29 touchdowns, and added 200 yards and 10 touchdowns rushing to lead Fayetteville to a 10-3 mark and the state title ... Selected for the Semper Fidelis All-American Bowl following senior campaign, playing with fellow Arkansas signee Alex Collins, and started for the East Team ... Completed 270 of 420 passes, a 64.3 percent completion rate, for 4,150 yards and 46 touchdowns against just 11 interceptions as a junior ... Rushed for 300 yards and six touchdowns while leading the Bulldogs to a 12-2 record and the state crown ... Coached by Daryl Patton ... Chose Arkansas over Auburn, Ole Miss, Notre Dame, Stanford, Oklahoma State, North Carolina, Arizona State, Illinois, Vanderbilt, Memphis, South Florida and others.

**PERSONAL**

Born on Aug. 21, 1994 ... Son of Bobby and Marcela Allen ... His older brother, Brandon, was a quarterback for Arkansas and currently plays for the Jacksonville Jaguars ... His father is the Razorbacks' director of high school and NFL relations ... Served as a counselor at the Manning Passing Academy in 2016 and 2017 ... Pursuing a master's degree in recreation and sport management ... Earned his undergraduate degree in supply chain management in December 2016 ... Three-time Fall SEC Academic Honor Roll honoree (2014, 15, 16) after making the 2013-14 First-Year SEC Academic Honor Roll.





# RETURNING PLAYERS



**86 JAMARIO BELL**  
Junction City, Ark | Junction City HS

**SO LB 6-5 258**

### REDSHIRT FRESHMAN (2016)

Moved from tight end to linebacker during 2017 spring workouts ... Didn't see any game action.

### FRESHMAN (2015)

Transitioned from defensive line to tight end during 2016 spring workouts ... Redshirted as a true freshman.

### HIGH SCHOOL

A consensus four-star prospect by Rivals, ESPN, Scout and 247Sports ... Ranked the 172nd-best player in the nation, the No. 17 defensive end and second-best player in the state of Arkansas by Scout ... Listed at No. 238 in the Rivals250, the No. 4 player in Arkansas and No. 11 weak side defensive end in the country according to Rivals ... ESPN ranked him at No. 274 in the ESPN 300, the No. 24 defensive end nationally and the No. 4 player from Arkansas ... Ranked the No. 4 player in Arkansas and No. 15 strong side defensive end in the nation by 247Sports ... The No. 219 player nationally, No. 13 strong side defensive end and No. 4 player in Arkansas according to 247Sports Composite, a combined index of national recruiting rankings ... As the No. 4 player in the Natural 21 by HavgSports.com ... Named to the Associated Press Arkansas Super Team at defensive end in 2014 ... Earned Arkansas Class 2A region 8 all-state honors ... Recognized on All-ArkansasVarsity.com's first team as a senior ... Helped lead Junction City to the Arkansas class 2A state championship in 2014 ... The Junction City defense shut out six opponents en route to a perfect 13-0 record ... Totaled 76 tackles, including 12.0 for loss, seven sacks and one fumble recovery as a senior ... Also caught nine passes for 131 yards (14.6 avg.) and two touchdowns on offense ... As a junior, tallied 93 tackles, including 15.0 for loss, and four sacks ... Posted 81 tackles, including 12.0 for loss and two interceptions as a sophomore in 2012 ... Won three state championships during his high school career ... Also played basketball and track ... Coached by David Carpenter ... Chose Arkansas over Louisville, Auburn, Tennessee, Ole Miss and Mississippi State.

### PERSONAL

Born on June 5, 1996 ... Son of Helen Bell ... Recreation and sport management major.

### CAREER STATS

	PASSING							RUSHING					
	GP/GS	COMP	ATT	PCT	YDS	TD	INT	LNG	ATT	YDS	AVG	TD	LNG
2014	5/0	8	16	50.0	153	0	1	33	7	4	0.6	1	7
2015	3/0	1	3	33.3	35	1	0	35	0	0	0.0	0	0
2016	13/13	245	401	61.1	3,430	25	15	73	65	-126	-1.9	2	18
<b>TOTAL</b>	<b>21/13</b>	<b>254</b>	<b>420</b>	<b>60.5</b>	<b>3,618</b>	<b>26</b>	<b>16</b>	<b>73</b>	<b>72</b>	<b>-122</b>	<b>-1.7</b>	<b>3</b>	<b>18</b>

### 2016 GAME-BY-GAME

	PASSING							RUSHING					
	GP/GS	COMP	ATT	PCT	YDS	TD	INT	LNG	ATT	YDS	AVG	TD	LNG
LA TECH	1/1	20	29	69.0	191	2	2	18	4	-26	-6.5	0	0
at TCU	1/1	17	29	58.6	223	3	0	25	3	2	0.7	1	5
TEXAS ST.	1/1	16	21	76.2	241	2	0	73	4	15	3.8	0	8
vs. Texas A&M	1/1	28	42	66.7	371	2	0	44	5	-6	-1.2	0	4
ALCORN ST.	1/1	13	18	72.2	206	3	0	35	0	0	0.0	0	0
ALABAMA	1/1	25	48	52.1	400	3	3	57	12	-10	-0.8	0	18
OLE MISS	1/1	19	32	59.4	229	3	1	51	6	-24	-4.0	0	3
at Auburn	1/1	17	30	56.7	187	0	1	19	4	-4	-1.0	0	11
FLORIDA	1/1	15	26	57.7	243	1	1	43	4	-11	-2.8	0	2
LSU	1/1	15	31	48.4	210	1	2	54	3	-22	-7.3	0	0
at Mississippi St.	1/1	18	25	72.0	303	2	0	34	2	5	2.5	0	5
at Missouri	1/1	24	39	61.5	348	1	2	66	7	-32	-4.6	0	10
vs. Virginia Tech	1/1	18	31	58.1	278	2	3	36	11	-13	-1.2	1	10
<b>TOTAL</b>	<b>13/13</b>	<b>245</b>	<b>401</b>	<b>61.1</b>	<b>3,430</b>	<b>25</b>	<b>15</b>	<b>73</b>	<b>65</b>	<b>-126</b>	<b>-1.9</b>	<b>2</b>	<b>18</b>

### 2015 GAME-BY-GAME

	PASSING							RUSHING					
	GP/GS	COMP	ATT	PCT	YDS	TD	INT	LNG	ATT	YDS	AVG	TD	LNG
UTEP	1/0	0	2	0.0	0	0	0	0	0	0	0.0	0	0
TOLEDO													
TEXAS TECH													
vs. Texas A&M													
at Tennessee													
at Alabama													
AUBURN													
UT MARTIN	1/0	1	1	100.0	35	1	0	35	0	0	0.0	0	0
at Ole Miss													
at LSU													
MISSISSIPPI ST.													
MISSOURI	1/0	0	0	0.0	0	0	0	0	0	0	0.0	0	0
vs. Kansas State													
<b>TOTAL</b>	<b>3/0</b>	<b>1</b>	<b>3</b>	<b>33.3</b>	<b>35</b>	<b>1</b>	<b>0</b>	<b>35</b>	<b>0</b>	<b>0</b>	<b>0.0</b>	<b>0</b>	<b>0</b>

### 2014 GAME-BY-GAME

	PASSING							RUSHING					
	GP/GS	COMP	ATT	PCT	YDS	TD	INT	LNG	ATT	YDS	AVG	TD	LNG
at Auburn													
NICHOLLS	1/0	4	9	44.4	72	0	1	24	4	18	4.5	1	7
at Texas Tech													
N. ILLINOIS	1/0	1	1	100.0	16	0	0	16	0	0	0.0	0	0
vs. Texas A&M													
ALABAMA													
GEORGIA	1/0	0	0	0.0	0	0	0	0	0	0	0.0	0	0
UAB	1/0	0	1	0.0	0	0	0	0	0	0	0.0	0	0
at Mississippi St.													
LSU													
OLE MISS	1/0	3	5	60.0	65	0	0	33	3	-14	-4.7	0	0
at Missouri													
vs. Texas													
<b>TOTAL</b>	<b>5/0</b>	<b>8</b>	<b>16</b>	<b>50.0</b>	<b>153</b>	<b>0</b>	<b>1</b>	<b>33</b>	<b>7</b>	<b>4</b>	<b>0.6</b>	<b>1</b>	<b>7</b>

# RETURNING PLAYERS



**17 KOFI BOATENG**  
Arlington, Texas | Lamar HS

R-FR WR 6-1 190

### FRESHMAN (2016)

Redshirted as a true freshman.

### HIGH SCHOOL

A consensus three-star recruit by ESPN, Rivals, Scout and 247Sports ... Ranked as a top 100 player in the state of Texas by ESPN, (No. 84), 247 Sports (No. 92) and Rivals (No. 93) ... Tabbed the No. 90 wide receiver in the class of 2016 and No. 13 at the position in the state of Texas by Scout ... ESPN ranked him as the No. 96 wide receiver in the nation with a grade of 78 ... Set an Arlington city record for career touchdown receptions with 27 ... Two-time All-District 4-6A first team selection as a junior and senior ... Finished senior season with 46 receptions for 782 yards and 11 touchdowns ... Helped lead the Vikings to an 11-2 record and to the Class 6A Division II regionals under head coach Laban DeLay ... Had a pair of 100-yard receiving games on the year ... Hauled in 66 receptions for 1,023 yards and 15 touchdowns as a junior ... Named honorable mention 6A All-State by the Texas Associated Press Sports Editors (APSE) ... Also ran for 158 yards and two touchdowns on only 14 carries to help Lamar to an 8-4 record and second round playoff appearance ... Chose Arkansas over Ole Miss, Wisconsin, Texas Tech, Houston, Washington, Arizona State, Cal, North Carolina, Maryland, Purdue, Nebraska, Iowa, Kansas State, Illinois, Colorado, Boston College and others.

### PERSONAL

Born on Sept. 11, 1997 ... Son of Gabriel and Latonia Boateng ... Kinesiology major ... 2016-17 First-Year SEC Academic Honor Roll honoree.



**53 BEN BRASUELL**  
Benton, Ark. | Benton HS

R-FR LB 6-1 202

### FRESHMAN (2016)

Redshirted as a true freshman.

### HIGH SCHOOL

Finished senior season with 102 tackles, including three sacks, six pass breakups and two forced fumbles ... Helped lead Benton High School to a 9-3 record and the 6A state semifinals under head coach Scott Neathery ... As a junior, helped lead the Panthers to a 12-1-1 record and the 6A state championship ... Named to the 2015 Farm Bureau Awards watch list ... Participated in the 2015 Dallas Nike Combine in Arlington, Texas, posting an 88.59 rating with a 29.9 vertical, 4.43 shuttle and 37 power ball ... As a junior, collected 73 tackles, including 15 for loss, two interceptions ... Also had six fumble recoveries, including two returned for touchdowns ... Also played baseball for Benton High School.

### PERSONAL

Born on Sept. 30, 1997 ... Son of Toney and Dawn Brasuell ... Has two older siblings, Luke and Molly ... Great uncle, Jackie Brasuell, played on the Razorbacks' 1964 national championship football team ... Uncle, Dale Brasuell, played football at Arkansas in 1977 under former head coach Lou Holtz ... Accounting major.



**44 AUSTIN CANTRELL**  
Roland, Okla. | Roland HS

SO TE 6-3 263

### REDSHIRT FRESHMAN (2016)

Made five starts over the 13-game season ... Totaled 13 receptions for 120 yards and two touchdowns ... Recorded a catch in 10 games with a season-best two grabs on three occasions ... Scored a touchdown in the last two regular season games ... **at Mississippi State (Nov. 19):** Turned in the longest pass play of the season by an Arkansas tight end with a 32-yard gain in the third quarter before capping the drive with a one-yard TD grab from running back Rawleigh Williams III ... **at Missouri (Nov. 25):** Caught a 5-yard TD pass from Austin Allen to become the fifth different Razorback on the season with a TD catch in consecutive games.

### FRESHMAN (2015)

Redshirted as a true freshman.

### HIGH SCHOOL

A four-star recruit by 247Sports who ranked as the No. 7 tight end prospect in the nation and the No. 4 prospect in Oklahoma ... ESPN gave him a grade of 79, the ninth-best tight end in the nation and No. 7 player in the state ... Rivals rated him as a three-star recruit and the ninth-best prospect in Oklahoma ... A three-star prospect by Scout that ranked as the No. 26 tight end in the nation ... Ranked as the No. 7 player in Oklahoma and No. 17 tight end in the nation by 247Sports Composite, a combined index of national recruiting rankings ... Earned Southwest Times Record All-Area Oklahoma MVP honors as a senior ... Named Oklahoma Coaches Association All-State at defensive end in 2014 ... Played tight end and H-back in high school and rushed 95 times for 600 yards (6.3 avg.) and nine rushing touchdowns as a senior ... Also caught 14 passes for 270 yards (19.3 avg.) and one touchdown ... Helped Roland win the 3A-8 district title and advance to the quarterfinals of the 2014 Oklahoma Class 3A state playoffs with an 11-2 record in 2014 ... Posted 41 carries for 334 yards (8.1 avg.) and nine rushing touchdowns during his junior season ... Tallied nine receptions for 268 yards (29.8 avg.) and two touchdowns in 2013 ... Also played defensive end and totaled 141 tackles, including 51.0 for loss, and 31 sacks during his junior and senior campaigns ... Helped Roland win its first playoff game in 34 years as a sophomore ... Finished his career as Roland High School's all-time leader in sacks ... Checked in at No. 8 on The Oklahoman's Super 30 list of the state's top recruits prior to his senior season ... Coached by Jeff Streun ... Also participated in basketball and track and field ... Two-time state champion in the shot put as a sophomore and junior ... Chose Arkansas over Oklahoma and others.

### PERSONAL

Born on Dec. 9, 1995 ... Son of Kevin and LaDonna Cantrell ... Criminal justice major.

### CAREER STATS

	GP/GS	RECEIVING					RUSHING				
		REC	YDS	AVG	TD	LNG	ATT	YDS	AVG	TD	LNG
2016	13/5	13	120	9.2	2	32	0	0	0.0	0	0
<b>TOTAL</b>	<b>13/5</b>	<b>13</b>	<b>120</b>	<b>9.2</b>	<b>2</b>	<b>32</b>	<b>0</b>	<b>0</b>	<b>0.0</b>	<b>0</b>	<b>0</b>





# RETURNING PLAYERS



**41 AUSTIN CAPPS**  
Star City, Ark. | Star City HS

SO DL 6-4 300

### FRESHMAN (2016)

Played in 12 games ... Totaled 12 tackles, including 1.5 for loss and one-half sack ... Recorded at least one tackle in nine games ... Made a tackle in each of his first five games ... Talled one-half tackle for loss in three games, including two SEC contests ... **vs. Texas State (Sept. 17):** Picked up his first career half-sack in the first quarter on a third-and-five play to help force a punt ... **vs. No. 1 Alabama (Oct. 8):** Logged two tackles, including one-half for loss on third-and-three in the fourth quarter to help set up a punt ... **vs. No. 11 Florida (Nov. 12):** Made one-half tackle for loss in the second quarter.

### HIGH SCHOOL

A four-star recruit by ESPN, Scout and 247Sports ... Ranked as the No. 173 overall player in the class and No. 19 defensive tackle by Scout ... Tabbed a top 300 player by 247Sports at No. 223 and the No. 2 player in the state of Arkansas ... Consensus top four player in the state and the top defensive tackle ... Four-star ESPN ranking came with a grade of 80 ... Named to the All-Arkansas Preps first team and Hawks247 Class of 2016 All-State squad in 2015 ... Earned Defensive MVP honors at the U.S. Army All-American Combine from 247Sports in 2015 ... Totaled over 350 tackles, including more than 60 for loss, and 24 sacks the last three seasons at Star City ... Collected 122 tackles, including 26 for loss, and eight sacks to help Star City to a 9-4 record in 2015 under head coach Jeff Furneaux ... Also played on the offensive line at Star City with 113 pancake blocks ... Followed breakout sophomore season with 129 tackles and nine sacks as a junior ... Named an Arkansas Democrat-Gazette Super Sophomore after recording 117 tackles, including 21 for loss and seven sacks ... Blocked four kicks and two punts over his career ... Started every game after being called up from junior high in 2012 ... Won a Class 4A state title in baseball as a junior while batting .415 with five home runs and 31 RBI ... Hit .421 as a junior and .471 as a freshman ... Chose Arkansas over Ole Miss, Mississippi State and Louisville.

### PERSONAL

Born on Aug. 21, 1997 ... Son of Thea and the late Greg Capps ... Has a younger sister, Mary Catherine ... His uncle Reece Parham, aunt Susie Chastain Parham and cousin Adam Parham all graduated from the University of Arkansas ... Undecided on a major ... 2016-17 First-Year SEC Academic Honor Roll honoree.



### CAREER STATS

	GP/GS	UA	A	TOT	TFL-YDS	SCK-YDS	FF	FR-YDS	INT-YDS	QBH	BRUP
2016	12/0	3	9	12	1.5-6	0.5-4	0	0-0	0-0	0	0
<b>TOTAL</b>	<b>12/0</b>	<b>3</b>	<b>9</b>	<b>12</b>	<b>1.5-6</b>	<b>0.5-4</b>	<b>0</b>	<b>0-0</b>	<b>0-0</b>	<b>0</b>	<b>0</b>

### 2016 GAME-BY-GAME

	GP/GS	UA	A	TOT	TFL-YDS	SCK-YDS	FF	FR-YDS	INT-YDS	QBH	BRUP
LOUISIANA TECH	1/0	1	1	2	0.0-0	0.0-0	0	0-0	0-0	0	0
at TCU	1/0	0	1	1	0.0-0	0.0-0	0	0-0	0-0	0	0
TEXAS STATE	1/0	0	1	1	0.5-4	0.5-4	0	0-0	0-0	0	0
vs. Texas A&M	- DID NOT PLAY -										
ALCORN STATE	1/0	1	1	2	0.0-0	0.0-0	0	0-0	0-0	0	0
ALABAMA	1/0	0	2	2	0.5-1	0.0-0	0	0-0	0-0	0	0
OLE MISS	1/0	0	0	0	0.0-0	0.0-0	0	0-0	0-0	0	0
at Auburn	1/0	0	0	0	0.0-0	0.0-0	0	0-0	0-0	0	0
FLORIDA	1/0	0	1	1	0.5-1	0.0-0	0	0-0	0-0	0	0
LSU	1/0	0	1	1	0.0-0	0.0-0	0	0-0	0-0	0	0
at Mississippi State	1/0	0	1	1	0.0-0	0.0-0	0	0-0	0-0	0	0
at Missouri	1/0	0	0	0	0.0-0	0.0-0	0	0-0	0-0	0	0
vs. Virginia Tech	1/0	1	0	1	0.0-0	0.0-0	0	0-0	0-0	0	0
<b>TOTAL</b>	<b>12/0</b>	<b>3</b>	<b>9</b>	<b>12</b>	<b>1.5-6</b>	<b>0.5-4</b>	<b>0</b>	<b>0-0</b>	<b>0-0</b>	<b>0</b>	<b>0</b>



**46 DAMANI CARTER**  
Fayetteville, Ark. | Fayetteville HS

SO LB 5-11 239

### SOPHOMORE (2016)

Redshirted ... Moved from fullback to linebacker during spring camp.

### FRESHMAN (2015)

Participated against UTEP (Sept. 5) ... Didn't record any statistics.

### HIGH SCHOOL

Coached by Daryl Patton ... Earned American Family Insurance ALL-USA state football team honors at defensive end as a senior in 2015 ... Helped Fayetteville High School finish as the state runner-up in 2014 and win the state championship in 2012 ... Also played baseball and was a track and field athlete.

### PERSONAL

Born on Feb. 21, 1997 ... Son of Michael Carter and Charlene Johnson-Carter ... Dad was a track athlete at Baylor from 1972-77 and is currently a professor at the University of Missouri ... Mom is a professor at the University of Arkansas ... Has four siblings, Vince Carter, Jared Carter, Vene' Baggett and Alona Lacefield ... Vince played football at Oklahoma from 2001-04 and was an All-American and two-time All-Big 12 selection at center ... Communication major ... 2016 Fall SEC Academic Honor Roll honoree.



**20 DE'ANDRE COLEY**  
Miami, Fla. | Northwestern HS



SR DB 6-1 211

### JUNIOR (2016)

Started six of 12 games played ... Started the last three games ... Totaled 37 tackles, including one-half for a loss ... Forced two fumbles and recovered two ... Recorded a tackle in 10 of 12 games and logged multiple tackles in seven contests ... **vs. Alcorn State (Oct. 1):** Picked up a career and game-high tying seven tackles in his first start of the season at strong safety ... Recovered a fumble for the first time in his career at the Arkansas 6-yard line in the second quarter ... Recovered a blocked field goal attempt in the fourth quarter ... **vs. No. 1 Alabama (Oct. 8):** Started at strong safety and collected a career-high six tackles, including one-half for loss ... Forced two fumbles and recovered one ... Delivered a hard hit on Crimson Tide running back Joshua Jacobs to force a fumble that he recovered on the Razorback 1-yard line during Alabama's first drive of the game ... Forced his second fumble in the third quarter.

### SOPHOMORE (2015)

Saw action in all 13 games ... Made 10 tackles, including five solo stops.

### REDSHIRT FRESHMAN (2014)

Saw action in 11 games ... Recorded 12 tackles on the season ... **vs. No. 8 Ole Miss (Nov. 22):** Posted five tackles in the shutout.

### FRESHMAN (2013)

Redshirted as a true freshman.

### HIGH SCHOOL

Ranked as the No. 52 safety in the country by ESPN ... Helped Northwestern High School advance to the second round of the 6A state playoffs as a senior where the Bulls fell to the eventual state champions and ended their season with a 9-3 record ... Recorded 68 tackles, including six sacks, one interception and 12 pass breakups as the defense held opponents to an average of 12.3 points per game and allowed seven points or less in seven games, including two shutouts ... As a junior, Northwestern's defense allowed 20 points per game in an 8-2 campaign ... Also ran track, where he was a member of the state runner-up team in 2012 boasting a 10.6 100-meter dash time and took the baton for the second leg of the 4x100 relay ... Coached by Stephen Field ... Selected the Razorbacks over TCU.

### PERSONAL

Born on March 11, 1995 ... Son of Matthew Spikes and Yvonne Coley ... Earned his undergraduate degree in communication.

### CAREER STATS

	GP/GS	UA	A	TOT	TFL-YDS	SCK-YDS	FF	FR-YDS	INT-YDS	QBH	BRUP
2014	11/0	6	6	12	0.0-0	0.0-0	0	0-0	0-0	0	0
2015	13/0	5	5	10	0.0-0	0.0-0	0	0-0	0-0	0	0
2016	12/6	20	17	37	0.5-1	0.0-0	1	2-0	0-0	0	0
<b>TOTAL</b>	<b>36/6</b>	<b>31</b>	<b>28</b>	<b>59</b>	<b>0.5-1</b>	<b>0.0-0</b>	<b>1</b>	<b>2-0</b>	<b>0-0</b>	<b>0</b>	<b>0</b>

### 2016 GAME-BY-GAME

	GP/GS	UA	A	TOT	TFL-YDS	SCK-YDS	FF	FR-YDS	INT-YDS	QBH	BRUP
LOUISIANA TECH	1/0	1	0	1	0.0-0	0.0-0	0	0-0	0-0	0	0
at TCU	1/0	2	2	4	0.0-0	0.0-0	0	0-0	0-0	0	0
TEXAS STATE	1/0	1	1	2	0.0-0	0.0-0	0	0-0	0-0	0	0
vs. Texas A&M	1/0	0	1	1	0.0-0	0.0-0	0	0-0	0-0	0	0
ALCORN STATE	1/1	4	3	7	0.0-0	0.0-0	0	1-0	0-0	0	0
ALABAMA	1/1	3	3	6	0.5-1	0.0-0	2	1-0	0-0	0	0
OLE MISS	1/1	1	0	1	0.0-0	0.0-0	0	0-0	0-0	0	0
at Auburn					- DID NOT PLAY -						
FLORIDA	1/0	0	0	0	0.0-0	0.0-0	0	0-0	0-0	0	0
LSU	1/0	4	2	6	0.0-0	0.0-0	0	0-0	0-0	0	0
at Mississippi State	1/1	2	2	4	0.0-0	0.0-0	0	0-0	0-0	0	0
at Missouri	1/1	0	0	0	0.0-0	0.0-0	0	0-0	0-0	0	0
vs. Virginia Tech	1/1	2	3	5	0.0-0	0.0-0	0	0-0	0-0	0	0
<b>TOTAL</b>	<b>12/6</b>	<b>20</b>	<b>17</b>	<b>37</b>	<b>0.5-1</b>	<b>0.0-0</b>	<b>2</b>	<b>2-0</b>	<b>0-0</b>	<b>0</b>	<b>0</b>



**1 JARED CORNELIUS**  
Shreveport, La. | Evangel Christian Academy

SR WR 5-11 212

### JUNIOR (2016)

» Pro Football Focus All-SEC first team - slot receiver

Played in 11 games with four starts ... Totaled five touchdowns (4 receiving, 1 rushing) ... Tied for second on the team in TD receptions (4), third in receiving yards (515) and fourth in receptions (32) ... Averaged 16.09 yards per catch to rank second on the team and ninth in the SEC among players with 30-plus catches ... Led the team and tied for fourth in the SEC in 100-yard receiving games (3) ... Two of three 100-yard receiving efforts came in SEC play ... Logged 100-plus yards through the air in Weeks 4, 5 and 6 to match a 20-year old school record of three straight 100-yard receiving performances ... Had never totaled 100 or more yards receiving in a single game prior to the start of the season ... 22 of his 32 receptions resulted in a first down or touchdown ... Averaged 81.6 yards receiving per game through the first five games of the season ... Led the team in receptions of 30-plus yards (5), 25-plus yards (7) and 20-plus yards (11), including TD catches of 35 and 29 yards ... Also had 15 receptions of 15-plus yards ... With 14 catches for 309 yards and two TDs in Weeks 5-8, no SEC receiver was more productive in the month of October as his 309 yards receiving were tops in the conference during that span ... Had a streak of 15 offensive touches that resulted in a first down or touchdown ... 7 of 8 receptions on third down converted a first down ... Owned a streak of four games with a catch of at least 20 yards ... Scored a TD in eight of his last 15 games dating back to 2015 with six through the air and three on the ground ... Had a catch in 10 of 11 games and five or more twice ... **vs. Louisiana Tech (Sept. 3):** Hauled in the first TD pass of the season from 13-yards out in the second quarter ... It gave him a score in five of his last six games dating back to the 2015 season with three coming through the air and two on the ground ... **vs. No. 10 Texas A&M (Sept. 24):** Recorded his first 100-yard receiving game with a career-high seven catches on eight targets for 126 yards and a score ... Four catches resulted in a first down ... Averaged 18.0 yards per catch ... Had three 30-plus yard receptions with four first-down grabs, including three on third or fourth down ... Hauled in three passes, including a 38-yarder, before capping the drive with a 5-yard TD catch at the 6:21 mark in the fourth quarter ... **vs. Alcorn State (Oct. 1):** Caught all four targets for 106 yards and a career-high two TDs ... All four receptions converted first downs and went for 29, 35, 24 and 18 yards to average 26.5 yards per catch ... Scored on a 29-yard touchdown strike on the first play of the team's second drive and then caught a 35-yard score two drives later for his first career multi-TD game ... **vs. No. 1 Alabama (Oct. 8):** Racked up a career-high 146 yards on five receptions to join former Razorbacks Anthony Lucas (1996) and Mike Reppond (1971) as the only three players in school history to post three straight 100-yard receiving performances ... The 146 yards were the most allowed by Alabama's defense since 2014 ... All five catches resulted in a first down ... Averaged 29.2 yards per catch with a long of 57 ... **vs. No. 12 Ole Miss (Oct. 15):** Started at wide receiver and followed up with three catches for 40 yards and lifted the team to a 34-30 victory with a 6-yard TD run late in the fourth quarter ... All three receptions moved the chains.

### SOPHOMORE (2015)

Started six of nine games played ... Missed four games with a broken arm ... Caught 24 passes for 393 yards and three touchdowns ... Turned seven rushes into 112 yards and two TDs ... Scored a touchdown in four of the last five games ... Only player in the SEC and one of three players in the country with a 40-yard reception, 40-yard run and 40-yard punt return ... Recorded a catch in 8 of 9 games, including seven multi-reception contests ... Had nine plays of 20 or more yards with six coming through the air, two on punt returns and one on the ground ... Returned seven punts for 93 yards, good for an average of 13.3 ... **vs. UTEP (Sept. 5):** Had two catches for 75 yards, highlighted by a 58-yard touchdown reception which was the second-longest pass play of the season ... **vs. Toledo (Sept. 12):** Had a punt return for a touchdown (59 yards) called back due to a penalty, resulting in a 43-yard return ... Also had four receptions for 41 yards ... **vs. Texas Tech (Sept. 19):** Broke his arm at the end of a 34-yard reception in the first quarter ... **at No. 19 Ole Miss (Nov. 7):** Caught a 30-yard touchdown pass to close Arkansas' first drive of the second half to highlight four catches for 76 yards ... **at No. 9 LSU (Nov. 14):** Broke the game open with a 69-yard touchdown run to help Arkansas hold onto The Golden Boot for the second straight year ... The 69-yard run was the third-longest of the season by a Razorback ... **vs. Mississippi State (Nov. 21):** Set career-bests with five receptions for 81 yards ... Made it three straight games with a score with a 9-yard TD catch to end the first half ... **vs. Kansas State (Jan. 2):** Recorded two catches for 35 yards and had two rushes for 27 yards, including a 14-yard touchdown, in Liberty Bowl win.





# RETURNING PLAYERS

## FRESHMAN (2014)

Appeared in all 13 contests ... Recorded 212 yards on 18 receptions with a long catch of 38 yards in first collegiate campaign ... Took over punt-return duties and tallied 91 yards on nine returns ... **vs. Nicholls (Sept. 6):** Registered first career catch and score on a 38-yard toss, tallying 51 yards on the day ... **at No. 1 Mississippi State (Nov. 1):** Hauled in 39 yards on two receptions, including a game-long 23-yard catch ... **vs. No. 17 Missouri (Nov. 28):** Recorded a then career long 35-yard punt return to the Tiger's 31-yard line, setting up an Arkansas touchdown on the ensuing drive.

## HIGH SCHOOL

A three-star prospect according to ESPN, Rivals and Scout ... Ranked as the No. 23 prospect from Louisiana and the No. 89 wide receiver in the nation by Rivals ... The No. 47 prospect in the state according to 247Sports ... Helped Evangel Christian Academy win the District 1-3A championship and advance to the Louisiana Division II state semifinals during his senior season ... In 2013, he had 71 receptions for 1,189 yards and 16 touchdowns ... Helped the team go 10-2 in 2013 and 12-3 in 2012 ... Tallied 90 receptions for 1,585 yards and 18 touchdowns in 2012 ... Coached by Byron Dawson and Phillip Dees ... Chose Arkansas over offers from Missouri, Tennessee, Houston, TCU and San Diego State ... Enrolled in January 2014 and participated in spring practices.

## PERSONAL

Born on March 27, 1996 ... Son of Shannon and Sylvia Cornelius ... Recreation and sport management major.



## CAREER STATS

	RECEIVING				RUSHING				PUNT RETURN						
	GP/GS	REC	YDS	AVG	TD	LNG	ATT	YDS	AVG	TD	LNG	PRET	YDS	TD	LNG
2014	13/0	18	212	11.8	2	38	5	23	4.6	0	11	9	91	0	35
2015	9/6	24	393	16.4	3	58	7	112	16.0	2	69	7	93	0	43
2016	11/4	32	515	16.1	4	57	13	53	4.1	1	11	12	85	0	21
<b>TOTAL</b>	<b>33/10</b>	<b>74</b>	<b>1,120</b>	<b>15.1</b>	<b>9</b>	<b>58</b>	<b>25</b>	<b>188</b>	<b>7.5</b>	<b>3</b>	<b>69</b>	<b>28</b>	<b>269</b>	<b>0</b>	<b>43</b>

## 2016 GAME-BY-GAME

	RECEIVING				RUSHING				PUNT RETURN						
	GP/GS	REC	YDS	AVG	TD	LNG	ATT	YDS	AVG	TD	LNG	PRET	YDS	TD	LNG
LOUISIANA TECH	1/1	1	13	13.0	1	13	3	13	4.3	0	8	1	0	0	0
at TCU	1/0	2	17	8.5	0	17	0	0	0.0	0	0	2	35	0	19
TEXAS STATE	- DID NOT PLAY -														
vs. Texas A&M	1/0	7	126	18.0	1	38	1	7	7.0	0	7	1	-1	0	0
ALCORN STATE	1/0	4	106	26.5	2	35	0	0	0.0	0	0	0	0	0	0
ALABAMA	1/0	5	146	29.2	0	57	1	8	8.0	0	8	0	0	0	0
OLE MISS	1/1	3	40	13.3	0	20	2	17	8.5	1	11	2	5	0	4
at Auburn	1/0	2	17	8.5	0	9	0	0	0.0	0	0	0	0	0	0
FLORIDA	1/0	0	0	0.0	0	0	2	3	1.5	0	3	3	0	0	1
LSU	1/0	3	15	5.0	0	6	0	0	0.0	0	0	1	10	0	10
at Mississippi State	1/1	2	12	6.0	0	10	2	7	3.5	0	5	1	21	0	21
at Missouri	1/1	3	23	7.7	0	16	2	-2	-1.0	0	5	1	15	0	15
vs. Virginia Tech	- DID NOT PLAY -														
<b>TOTAL</b>	<b>11/4</b>	<b>32</b>	<b>515</b>	<b>16.1</b>	<b>4</b>	<b>57</b>	<b>13</b>	<b>53</b>	<b>4.1</b>	<b>1</b>	<b>11</b>	<b>12</b>	<b>85</b>	<b>0</b>	<b>21</b>

## 2015 GAME-BY-GAME

	RECEIVING				RUSHING				PUNT RETURN						
	GP/GS	REC	YDS	AVG	TD	LNG	ATT	YDS	AVG	TD	LNG	PRET	YDS	TD	LNG
UTEP	1/1	2	75	37.5	1	58	0	0	0.0	0	0	2	12	0	13
TOLEDO	1/0	4	41	10.3	0	13	0	0	0.0	0	0	1	43	0	43
TEXAS TECH	1/1	1	34	34.0	0	34	0	0	0.0	0	0	0	0	0	0
vs. Texas A&M	- DID NOT PLAY -														
at Tennessee	- DID NOT PLAY -														
at Alabama	- DID NOT PLAY -														
AUBURN	- DID NOT PLAY -														
UT MARTIN	1/0	4	33	8.3	0	11	0	0	0.0	0	0	1	33	0	33
at OLE MISS	1/0	4	76	19.0	1	30	0	0	0.0	0	0	0	0	0	0
at LSU	1/1	2	18	9.0	0	11	2	71	35.5	1	69	0	0	0	0
MISSISSIPPI STATE	1/1	5	81	16.2	1	19	1	9	9.0	0	9	0	0	0	0
MISSOURI	1/1	0	0	0.0	0	0	2	5	2.5	0	5	1	5	0	5
vs. Kansas State	1/1	2	35	17.5	0	26	2	27	13.5	1	14	2	0	0	6
<b>TOTAL</b>	<b>9/6</b>	<b>24</b>	<b>393</b>	<b>16.4</b>	<b>3</b>	<b>58</b>	<b>7</b>	<b>112</b>	<b>16.0</b>	<b>2</b>	<b>69</b>	<b>7</b>	<b>93</b>	<b>0</b>	<b>43</b>

## 2014 GAME-BY-GAME

	RECEIVING				RUSHING				PUNT RETURN						
	GP/GS	REC	YDS	AVG	TD	LNG	ATT	YDS	AVG	TD	LNG	PRET	YDS	TD	LNG
at Auburn	1/0	0	0	0.0	0	0	0	0	0.0	0	0	0	0	0	0
NICHOLLS STATE	1/0	2	51	25.5	1	38	2	14	7.0	0	11	2	0	0	0
at Texas Tech	1/0	0	0	0.0	0	0	0	0	0.0	0	0	0	0	0	0
NORTHERN ILLINOIS	1/0	2	15	7.5	1	10	2	7	3.5	0	6	0	0	0	0
vs. Texas A&M	1/0	2	22	11.0	0	15	0	0	0.0	0	0	0	0	0	0
ALABAMA	1/0	0	0	0.0	0	0	0	0	0.0	0	0	0	0	0	0
GEORGIA	1/0	4	38	9.5	0	14	0	0	0.0	0	0	0	0	0	0
UAB	1/0	0	0	0.0	0	0	1	2	2.0	0	2	0	0	0	0
at Mississippi State	1/0	2	39	19.5	0	23	0	0	0.0	0	0	2	11	0	7
LSU	1/0	1	18	18.0	0	18	0	0	0.0	0	0	2	13	0	9
OLE MISS	1/0	0	0	0.0	0	0	0	0	0.0	0	0	0	0	0	0
at Missouri	1/0	2	13	6.5	0	7	0	0	0.0	0	0	2	40	0	35
vs. Texas	1/0	3	16	6.3	0	11	0	0	0.0	0	0	1	27	0	27
<b>TOTAL</b>	<b>13/0</b>	<b>18</b>	<b>212</b>	<b>11.8</b>	<b>2</b>	<b>38</b>	<b>5</b>	<b>23</b>	<b>4.6</b>	<b>0</b>	<b>11</b>	<b>9</b>	<b>91</b>	<b>0</b>	<b>35</b>



# 13 NATE DALTON

Baton Rouge, La. | Cypress Falls HS

SO

DB

6-3

193

## REDSHIRT FRESHMAN (2016)

Saw action on special teams in four games ... Made a tackle on kickoff coverage against No. 1 Alabama (Oct. 8).

## FRESHMAN (2015)

Redshirted as a true freshman.

## HIGH SCHOOL

A consensus three-star prospect that transitioned from quarterback to defensive back ... Named the No. 43 cornerback and No. 69 recruit in Texas by Rivals ... Pegged the No. 48 safety and No. 100 recruit from Texas by ESPN ... 247Sports Composite, a combined index of national recruiting rankings, rated him three stars and listed him as the No. 90 cornerback in the nation and No. 124 recruit in Texas ... As a senior, he tallied 30 tackles, four interceptions and nine pass breakups ... Was a first-team All-District selection in 2014 ... Played quarterback as a junior, passing for 516 yards and five touchdowns ... Helped Cypress Falls win the 2014 consolation bracket at the state 7-on-7 tournament ... Coached by Kirk Eaton ... Also participated in baseball and track and field ... Selected the Razorbacks over Oklahoma, Michigan, Kentucky, Kansas and several others.

## PERSONAL

Born on Sept. 13, 1996 ... Son of Nathaniel Dalton Sr. and Roxanne Mulkey ... Recreation and sport management major.

# RETURNING PLAYERS



**49 ROBERT DECKER**  
Greenwich, Conn. | Greenwich HS / UConn

SR LS 5-11 253

**JUNIOR (2016)**

Played in all 13 games ... Served as the long snapper on place kicks.

**REDSHIRT FRESHMAN AT ARKANSAS (SPRING 2015)**

Joined the Razorbacks as a walk-on and participated in spring workouts.

**FRESHMAN AT CONNECTICUT (FALL 2013)**

Walk-on who joined the team in the fall.

**HIGH SCHOOL**

Earned three letters in high school ... Helped Greenwich High School finish as the state runner-up during his junior and senior seasons ... Earned All-Fairfield County Interscholastic Conference first team honors as a senior after being named to the second team as a junior ... Coached by Rich Albonizio ... Also lettered in baseball and rugby.

**PERSONAL**

Born on March 8, 1995 ... Son of Mark and Carolyn Decker ... Has one sister, Cate ... Finance major ... 2016 Fall SEC Academic Honor Roll honoree.



**97 BRANDON DePRATO**  
Cypress, Texas | Cypress HS

R-FR DL 6-4 222

**FRESHMAN (2016)**

Redshirted as a true freshman.

**HIGH SCHOOL**

Played on the 2016 U.S. Under-19 National Team and competed in the 2016 International Federation of American Football (IFAF) Under-19 World Championship, a seven-nation tournament in Harbin, China ... Started on the defensive line as a junior and senior ... As a senior, totaled 84 tackles, five pass breakups and one interception ... Also blocked a punt ... Earned academic all-state and all-district honors ... Recorded 65 tackles, including 2.0 sacks as a junior ... Added two interceptions and two pass breakups ... Played wide receiver as a sophomore ... Caught 20 passes for 400 yards ... Coached by Trenton Faith ... Also ran track.

**PERSONAL**

Born on April 16, 1998 ... Son of Curtis Johnson and Tanya Block ... Has two siblings: Hunter Johnson and Brittany Block ... Cousin, Cody Johnson, played football at the University of Houston from 2006-10 ... Recreation and sport management major.



**22 DEON EDWARDS**  
Clermont, Fla. | Lake Minneola HS

R-FR DB 6-1 212

**FRESHMAN**

Redshirted as a true freshman.

**HIGH SCHOOL**

A consensus three-star by ESPN, Rivals, Scout and 247Sports ... Ranked as a top 75 safety in the class by ESPN, 247Sports and Scout with a best of No. 49 by ESPN ... Tabbed the No. 113 player in the state of Florida by ESPN ... Listed as the No. 115 player in the state by 247Sports ... Three-star ESPN ranking came with a grade of 77 ... Named Daily Commercial All-Area Defensive Player of the Year ... Earned Class 7A Associated Press All-State third team honors ... Finished senior year with 115 total tackles, including 13 for loss, three pass breakups and one interception ... Helped lead Lake Minneola and head coach Walter Banks to a 6-4 record ... As a junior, had 73 tackles, including 10 for loss, one sack and one interception in only eight games ... Tallied 64 total tackles, including one for loss, one sack and seven interceptions as a sophomore ... Has a 34-inch vertical jump ... Also played basketball ... Chose Arkansas over South Carolina, Missouri, Louisville, North Carolina State, South Florida and Indiana.

**PERSONAL**

Born on Dec. 5, 1997 ... Son of Dwayne Edwards and Lisa Jordan ... Recreation and sport management major.



**86 TOBIAS ENLOW**  
North Little Rock, Ark. | North Little Rock HS

R-FR WR 6-2 202

**FRESHMAN**

Redshirted as a true freshman.

**HIGH SCHOOL**

Suffered an ACL injury in preseason and missed his entire senior year in 2015 ... Hauled in 16 of 17 targets for 185 yards and two touchdowns as a junior in 2014.

**PERSONAL**

Born on Sept. 4, 1998 ... Son of Chris and Tia Griffin ... Has seven brothers ... Younger brother of Farod Jackson, who played football at Arkansas from 2004-07 ... Journalism major.



# RETURNING PLAYERS



**35 DWAYNE EUGENE JR.**  
Marrero, La. | Archbishop Rummel HS

SR LB 6-1 240

### JUNIOR (2016)

Played in all 13 games ... Started each of the last six regular-season games at WILL linebacker in place of injured Dre Greenlaw ... Finished second in tackles among Arkansas linebackers (44) ... 32 tackles came in his six starts ... A pair of tackles came on kickoffs ... Logged five or more tackles in four games, including one double-digit tackle effort ... Recorded 1.0 tackle for loss, recovered two fumbles, intercepted his first career pass and added two quarterback hurries ... **vs. No. 1 Alabama (Oct. 8):** Intercepted Crimson Tide quarterback Jalen Hurts in Alabama territory and returned it eight yards, leading to an Arkansas touchdown six plays later ... Finished the game with three tackles ... **vs. No. 12 Ole Miss (Oct. 15):** Made his first start of the season and second of his career ... Chipped in three tackles and added two quarterback hurries, including one that led to an incomplete pass and forced a punt ... **at No. 21 Auburn (Oct. 22):** Set a then-career-high in tackles (8) ... **vs. No. 11 Florida (Nov. 12):** Recorded five tackles ... Helped hold the Gators to 12 yards rushing and just one first down on the ground ... **vs. No. 24 LSU (Nov. 12):** Led the team and registered a career-high tackles (10) ... Recovered a fumble at the LSU 28-yard line in the third quarter.

### SOPHOMORE (2015)

Saw action in 9 games with one start ... Totaled 14 tackles ... **at No. 8 Alabama (Oct. 10):** Collected two tackles in his first career start at linebacker ... **vs. Auburn (Oct. 24):** Recorded six tackles in the four-overtime win.

### FRESHMAN (2014)

Saw action in all 13 contests ... Tallied six tackles as a true freshman ... Played mostly on special teams, picking up two tackles on kickoff coverage ... **vs. Nicholls (Sept. 6):** Posted three tackles in Arkansas' home-opening win.

### HIGH SCHOOL

A three-star according to ESPN, Rivals, Scout and 247Sports ... Received a grade of 86 from Scout and was ranked as the No. 32 prospect from Louisiana and the No. 69 safety prospect in the country by 247Sports ... Was a team captain and three-year starter ... Led Archbishop Rummel High School to back-to-back Division I state championships in 2012 and 2013 ... During his three seasons, the Raiders put together a 36-5 record, including 16-0 in 2012 ... Recorded 73 tackles, five fumble recoveries and two interceptions in his senior season ... Collected 94 tackles, three fumble recoveries, three interceptions and scored two touchdowns as a junior ... In first season as a starter, he made 74 tackles, four interceptions, three fumble recoveries and scored three touchdowns for a 10-2 season that ended in the quarterfinal round of the state playoffs ... A member of the basketball and track and field teams ... Coached by Jay Roth ... Chose Arkansas after receiving offers from Arizona, Tulane, Western Kentucky and South Alabama.

### PERSONAL

Born on June 11, 1996 ... Son of Dwayne and Natasha Eugene ... Management major ... 2014-15 First-Year SEC Academic Honor Roll.

### CAREER STATS

	GP/GS	UA	A	TOT	TFL-YDS	SCK-YDS	FF	FR-YDS	INT-YDS	QBH	BRUP
2014	13/0	1	5	6	0.0-0	0.0-0	0	0-0	0-0	0	0
2015	9/1	3	11	14	0.0-0	0.0-0	0	0-0	0-0	0	0
2016	13/6	20	24	44	1.0-1	0.0-0	0	2-0	1-8	2	0
<b>TOTAL</b>	<b>35/7</b>	<b>24</b>	<b>40</b>	<b>64</b>	<b>1.0-1</b>	<b>0.0-0</b>	<b>0</b>	<b>2-0</b>	<b>1-8</b>	<b>2</b>	<b>0</b>

### 2016 GAME-BY-GAME

	GP/GS	UA	A	TOT	TFL-YDS	SCK-YDS	FF	FR-YDS	INT-YDS	QBH	BRUP
LOUISIANA TECH	1/0	0	0	0	0.0-0	0.0-0	0	0-0	0-0	0	0
at TCU	1/0	0	0	0	0.0-0	0.0-0	0	0-0	0-0	0	0
TEXAS STATE	1/0	0	2	2	0.0-0	0.0-0	0	0-0	0-0	0	0
vs. Texas A&M	1/0	0	0	0	0.0-0	0.0-0	0	0-0	0-0	0	0
ALCORN STATE	1/0	1	0	1	0.0-0	0.0-0	0	0-0	0-0	0	0
ALABAMA	1/0	1	2	3	0.0-0	0.0-0	0	0-0	1-8	0	0
OLE MISS	1/1	1	2	3	0.0-0	0.0-0	0	0-0	0-0	2	0
at Auburn	1/1	4	4	8	0.0-0	0.0-0	0	0-0	0-0	0	0
FLORIDA	1/1	3	2	5	0.0-0	0.0-0	0	0-0	0-0	0	0
LSU	1/1	4	6	10	1.0-1	0.0-0	0	1-0	0-0	0	0
at Mississippi State	1/1	1	2	3	0.0-0	0.0-0	0	0-0	0-0	0	0
at Missouri	1/1	3	0	3	0.0-0	0.0-0	0	1-0	0-0	0	0
vs. Virginia Tech	1/0	2	4	6	0.0-0	0.0-0	0	0-0	0-0	0	0
<b>TOTAL</b>	<b>13/6</b>	<b>20</b>	<b>24</b>	<b>44</b>	<b>1.0-1</b>	<b>0.0-0</b>	<b>0</b>	<b>2-0</b>	<b>1-8</b>	<b>2</b>	<b>0</b>



**51 HJALTE FROHOLDT**  
Svendsborg, Denmark | IMG Academy (Fla.)

JR OL 6-5 311

### SOPHOMORE (2016)

Started all 13 games at left guard and played more than 850 snaps ... Part of an offensive line that blocked for 428.4 yards of total offense per game ... Helped the offense log both 200 yards passing and rushing in the same game five times ... Paved the way for Rawleigh Williams III to capture the SEC regular season rushing title with 1,326 yards on the ground, while Austin Allen threw for an SEC-best 3,430 yards ... **at No. 15 TCU (Sept. 10):** Opened lanes for Williams to run for 137 yards and blocked as Allen threw for 233 yards ... **vs. Texas State (Sept. 17):** Helped the offense rush for 226 yards and three scores on the ground ... **vs. Alcorn State (Oct. 1):** Helped pave the way for two 100-yard rushers as Devwah Whaley went for 135 yards and a touchdown, while Williams added 126 yards ... Blocked for 559 yards of total offense, including 353 yards on the ground ... **vs. No. 12 Ole Miss (Oct. 15):** Helped the offense rush for 200 yards and pass for 229 in the win ... 180 yards on the ground came from Williams ... **vs. No. 11 Florida (Nov. 5):** Cleared paths for 223 yards rushing, including 148 and two touchdowns by Williams, against the Gators' top-10 run defense ... Provided time for 243 yards passing and 466 yards of total offense ... **at Mississippi State (Nov. 19):** Paved the way for the fourth-most yards in school history as the offense compiled 661 total yards, including 357 on the ground and 304 in the air ... Part of offensive line that didn't allow a sack, which snapped Mississippi State's seven-game streak with at least one sack ... Cleared paths for Williams' career-high 205 yards rushing and four TDs, as well as Whaley's 112 yards and one score on the ground ... Provided time for Allen to complete 18 of 25 passes for 303 yards and two TDs ... **at Missouri (Nov. 25):** Blocked for 500-plus yards of total offense for the third time, including 348 yards through the air and 155 on the ground ... Helped Williams post his seventh 100-yard rushing game and blocked for Allen to tally his fourth 300-yard passing effort.

### FRESHMAN (2015)

Made three tackles in 10 games played at defensive tackle ... Transitioned to the offensive line during 2016 spring workouts.

### HIGH SCHOOL

An early enrollee who was a five-star prospect according to PrepStar ... Named to the PrepStar Top 150 Dream Team and ranked the No. 122 player in the country by the publication ... A four-star prospect by Rivals, ESPN, Scout and 247Sports ... Listed as the No. 90 overall player in the Top247, No. 13 defensive tackle in the nation and No. 5 player in Florida by 247Sports ... Ranked as the No. 98 overall player in the nation according to the ESPN 300 ... ESPN also listed him as the No. 13 defensive tackle in the nation and the 19th-best player in the state of Florida ... Checked in at No. 221 in the Rivals 250 and ranked the No. 20 defensive tackle nationally and the No. 37 best player in Florida ... Rated the best defensive tackle in Florida by Scout and the No. 28 defensive tackle in the nation ... 247Sports Composite, a combined index of national recruiting rankings, lists him as the No. 143 player in the nation, No. 15 defensive tackle and No. 7 player in Florida ... Posted 55 tackles, including 12.0 for loss, and 10 sacks during his senior season ... Helped IMG Academy finish 10-1 in just its second season of varsity football ... Coached by Chris Weinke ... Also participated in track and field ... Chose Arkansas over numerous offers, including Alabama, Ohio State, Notre Dame, Michigan, Penn State, Michigan State, Louisville, Kentucky and others.

### PERSONAL

Born on Aug. 20, 1996 ... Son of Hans and Lisa Froholdt ... First name is pronounced Yell-duh ... Last name is pronounced Fro-holt ... Started playing football his sophomore year of high school as a foreign exchange student in Ohio ... Kinesiology major ... Two-time Fall SEC Academic Honor Roll honoree (2015, 16).



**62 JOHNNY GIBSON**  
Dumas, Ark. | Dumas HS

JR OL 6-4 333

### SOPHOMORE (2016)

Started five of 13 games played at right guard ... Played 350-plus snaps ... His five starts came in the last five games of the season ... Awarded a scholarship after the regular season, prior to the 2016 Belk Bowl ... Part of an offensive line that blocked for 428.4 yards of total offense per game ... Helped the offense log both 200 yards passing and rushing in the same game five times ... Paved the way for Rawleigh Williams III to capture the SEC regular season rushing title with 1,326 yards on the ground, while Austin Allen threw for an SEC-best 3,430 yards ... **vs. No. 11 Florida (Nov. 5):** Made his first career start ... Had a pancake block on the opening play of the game ... Cleared paths for 223 yards rushing, including 148 and two touchdowns by Williams, against Florida's top-10 run defense ... Provided time for 243 yards passing and 466 yards of total offense ... **at Mississippi State (Nov. 19):** Paved the way for the fourth-most yards in school history as the offense compiled 661 total yards, including 357 on the ground and 304 in the air ... Part of offensive line that didn't allow a sack, which snapped Mississippi State's seven-game streak with at least one sack ... Cleared paths for Williams' career-high 205 yards rushing and four TDs, as well as Dewwah Whaley's 112 yards and one score on the ground ... Provided time for Allen to complete 18 of 25 passes for 303 yards and two TDs ... **at Missouri (Nov. 25):** Blocked for 500-plus yards of total offense for the third time, including 348 yards through the air and 155 on the ground ... Helped Williams post his seventh 100-yard rushing game and blocked for Allen to tally his fourth 300-yard passing effort.

### REDSHIRT FRESHMAN (2015)

Participated in three games.

### FRESHMAN (2014)

Redshirted as a true freshman.

### HIGH SCHOOL

Attended Dumas High School ... Finalist for the Air National Guard Scholar Athlete of the Year award ... Started all but three games from sophomore to senior year on offense and defense ... Played nose guard, tackle and end on defense ... Played left and right tackle on offense ... As a senior, had 40 tackles, one interception, six tackles for loss and 3.0 sacks ... Recorded 50 tackles as a junior ... Coached by Mark Courtney.

### PERSONAL

Born on Sept. 30, 1995 ... Son of Johnny and Irene Gibson ... Computer science engineering major.



**80 WILL GRAGG**  
Dumas, Ark. | Dumas HS

SO TE 6-4 254

### REDSHIRT FRESHMAN (2016)

Didn't see any game action.

### FRESHMAN (2015)

Redshirted as a true freshman.

### HIGH SCHOOL

An early enrollee who was a consensus four-star prospect by Rivals, ESPN, Scout and 247Sports ... Was the top rated player in the state of Arkansas, No. 4 tight end and No. 123 overall prospect in the nation according to Scout ... Ranked No. 218 in the ESPN 300, the third-best player in Arkansas and No. 6 tight end nationally by ESPN ... Rivals listed him as the No. 5 player in Arkansas and No. 7 tight end in the country ... 247Sports Composite, a combined index of national recruiting rankings, ranked him No. 3 in Arkansas, No. 8 at tight end and the 205th-best player in the nation ... Ranked No. 5 in the HawgSports.com Natural 21 ... Earned second team All-ArkansasVarsity.com honors in 2014 ... Caught 42 passes for 452 yards (10.8 avg.) and two touchdowns as a senior at Dumas ... Played his junior season at Pine Bluff High School and recorded 47 receptions for 517 yards (11.0 avg.) and seven touchdowns ... Helped Pine Bluff win the Arkansas Class 6A state championship in

2013 ... Coached by Mark Courtney at Dumas and by Bobby Bolding at Pine Bluff ... Also played basketball and baseball ... Selected Arkansas over offers from Alabama, Auburn, Florida State, Georgia, LSU, Notre Dame, Oklahoma, Oregon, Penn State, Tennessee, Texas, USC, Ole Miss, Missouri, Nebraska, Oklahoma State, Washington, TCU, North Carolina, Michigan State, Louisville and others.

### PERSONAL

Born on Sept. 23, 1996 ... Son of Kelvin and Tenita Gragg ... Brother, Chris, played tight end at Arkansas from 2008-12, was a seventh round selection of the Buffalo Bills in the 2013 NFL Draft ... Cousin, Jarius Wright, played wide receiver at Arkansas from 2008-11, was an All-SEC First Team honoree in 2011 and currently plays for the Minnesota Vikings ... Recreation and sport management major.



**23 DRE GREENLAW**  
Fayetteville, Ark. | Fayetteville HS

JR LB 6-0 229

### SOPHOMORE (2016)

Started all seven games played ... Finished with 42 tackles, including 22 solo ... Tallied 1.5 tackles for loss ... Recorded one interception ... Broke up one pass ... Recovered two fumbles ... Had one quarterback hurry ... Left the Alabama game with a foot injury ... Missed the final six regular-season contests ... Returned from injury and started at WILL linebacker in the Belk Bowl against Virginia Tech ... Racked up 32 tackles through his first four games ... **vs. Louisiana Tech (Sept. 3):** Tied for the team lead with seven tackles ... Made his first career interception on the opening play of Louisiana Tech's second drive of the second quarter ... **at No. 15 TCU (Sept. 10):** Followed up with eight tackles, including four solo stops ... Combined for 21 tackles with Brooks Ellis ... All eight tackles came in the second half and overtimes, including five in the third quarter ... Recovered a fumble at the Arkansas 4-yard line that was forced by Jeremiah Ledbetter during the Horned Frogs' first drive of the game ... Recovered TCU's blocked game-winning field goal attempt at the Arkansas 11 ... **vs. Texas State (Sept. 17):** Finished second on the team with six tackles ... Four tackles came in the first quarter ... **vs. No. 10 Texas A&M (Sept. 24):** Posted his fifth career double-digit tackle effort with a team-high 11, including 1.5 for loss ... Marked the seventh time he's led the team in tackles during his career ... Seven tackles were of the solo variety ... Recovered a fumble at the Arkansas 2-yard line on the opening drive of the second half ... **vs. No. 22 Virginia Tech (Dec. 29):** Made six tackles in his first game back from injury.

### FRESHMAN (2015)

- » Two-Time SEC Freshman of the Week (Oct. 26; Nov. 16)
- » FWAA Freshman All-American
- » Sporting News Freshman All-American
- » Athlon SEC Defensive Freshman of the Year
- » Athlon All-Freshman first team
- » Coaches' SEC All-Freshman Team

Played in all 13 games and started 11 contests ... Only player to win SEC Freshman of the Week twice ... Finished fifth nationally among FBS freshmen and tops among SEC rookies with 95 tackles ... Ranked 17th in the SEC in total tackles ... Led Arkansas in tackles five times ... Had a team-high 46 solo tackles ... Also added 3.5 tackles for loss, one sack and two forced fumbles ... Made a team-high 69 tackles in SEC action ... Averaged 9.8 tackles in SEC road games ... Put together four double-digit tackle performances ... Combined for 150 tackles with Brooks Ellis over the last nine games ... The duo of Greenlaw and Ellis finished as one of six pairs of teammates to rank in the SEC's top 20 in total tackles ... **vs. Texas Tech (Sept. 19):** Made his first career start and made nine tackles, including six solo ... **at Tennessee (Oct. 3):** Produced a team-best 10 tackles with eight coming in the first half ... Started a string of six straight games with at least eight tackles ... **at No. 8 Alabama (Oct. 10):** Six of his eight tackles were of the solo variety ... **vs. Auburn (Oct. 24):** Made 12 tackles in the second half and overtime periods combined en route to a season-high 16 stops, which was the most by a Razorback in 2015 ... Named SEC Freshman of the Week for the first time ... **vs. UT Martin (Oct. 31):** Became the only Razorback in 2015 to post back-to-back games with double figure tackles with 10 stops ... **at No. 9 LSU (Nov. 14):** Produced his fourth double figure tackle performance over a six-game span with a team-best 12 tackles to lead an Arkansas defense that held LSU 218 yards below its season average ... Recorded first career sack in the second quarter and forced a fumble on the play which eventually resulted in a 21-0 Arkansas lead ... Picked up his second SEC Freshman of the Week honor after Arkansas' win in Baton Rouge retained The Golden Boot.



# RETURNING PLAYERS



## 2015 GAME-BY-GAME

	GP/GS	UA	A	TOT	TFL-YDS	SCK-YDS	FF	FR-YDS	INT-YDS	QBH	BRUP
UTEP	1/0	2	3	5	0.0-0	0.0-0	0	0-0	0-0	0	0
TOLEDO	1/0	0	0	0	0.0-0	0.0-0	0	0-0	0-0	0	0
TEXAS TECH	1/1	6	3	9	0.0-0	0.0-0	0	0-0	0-0	0	0
vs. Texas A&M	1/1	2	3	5	1.0-3	0.0-0	0	0-0	0-0	0	0
at Tennessee	1/1	5	5	10	1.0-2	0.0-0	0	0-0	0-0	1	0
at Alabama	1/1	6	2	8	0.0-0	0.0-0	0	0-0	0-0	0	0
AUBURN	1/1	4	12	16	0.5-1	0.0-0	0	0-0	0-0	0	1
UT MARTIN	1/1	6	4	10	0.0-0	0.0-0	1	0-0	0-0	0	0
at Ole Miss	1/1	4	5	9	0.0-0	0.0-0	0	0-0	0-0	0	0
at LSU	1/1	4	8	12	1.0-14	1.0-14	1	0-0	0-0	0	0
MISSISSIPPI STATE	1/1	1	3	4	0.0-0	0.0-0	0	0-0	0-0	0	0
MISSOURI	1/1	4	1	5	0.0-0	0.0-0	0	0-0	0-0	0	0
vs. Kansas State	1/1	2	0	2	0.0-0	0.0-0	0	0-0	0-0	0	0
<b>TOTAL</b>	<b>13/11</b>	<b>46</b>	<b>49</b>	<b>95</b>	<b>3.5-20</b>	<b>1.0-14</b>	<b>2</b>	<b>0-0</b>	<b>0-0</b>	<b>1</b>	<b>1</b>



**7 BRISTON GUIDRY**  
Metairie, La. | Archbishop Rummel HS

**R-FR DL 6-2 279**

**FRESHMAN (2016)**  
Redshirted as a true freshman.

**HIGH SCHOOL**  
A four-star recruit by ESPN, 247Sports and Rivals ... Earned three stars from Scout ... Ranked a top 150 player in the class at No. 143 by ESPN with a grade of 82 ... A top 40 overall defensive tackle with a best of No. 13 by Rivals ... Listed as the No. 9 player in the state of Louisiana by ESPN and Rivals and the No. 32 player in the state by 247Sports ... A consensus top 50 defensive tackle with a best of No. 13 by Rivals ... Amassed 244 tackles, including 37 for loss, 25.5 sacks, two fumble recoveries and one forced fumble in three seasons at Archbishop Rummel ... Earned all-state honors as a senior, junior and sophomore ... Finished senior season with 91 total tackles, including seven for loss, nine sacks and seven quarterback hurries and helped his team to the LHSAA state championship ... Also blocked one field goal ... Named to The Advocate's Super Dozen and the 2015 ALL-USA Louisiana Football first team ... As a junior, tallied 77 tackles, 10 tackles for loss and 10 sacks ... Helped his team to an 11-2 record and reach the LHSAA state semifinals ... Named to The Times-Picayune Large Schools All-Metro team ... Collected 76 tackles, including 20.5 for loss, and nine sacks en route to helping the Raiders capture the 2013 state championship ... Chose Arkansas over Alabama, Arizona State, Louisville, LSU, Miami (FL), Mississippi State, Ole Miss, Penn State, Tennessee and Texas A&M.

**PERSONAL**  
Born on Oct. 11, 1996 ... Son of Sandra Williams ... Criminal justice major.

## HIGH SCHOOL

A consensus three-star recruit by Rivals, ESPN, Scout and 247Sports ... Listed as the No. 35 safety in the country and sixth-best player in Arkansas by Rivals ... Also listed as the sixth-best player in the Natural 21 by HawgSports.com ... 247Sports ranked him as the No. 12 player in Arkansas and No. 56 safety nationally ... Top safety in the state of Arkansas according to Scout ... Earned a three-star ranking by 247Sports Composite, a combined index of national recruiting rankings ... Was named the ALL-NWA Media Football Player of the Year as a senior ... Named to the Associated Press Arkansas Super Team at defensive back in 2014 ... Earned All-ArkansasVarsity.com first team honors at defensive back ... Tabbed all-state and all-conference honors ... Totaled 119 tackles, including 4.0 for loss, four interceptions, 10 pass breakups and two fumble recoveries as a senior, helping Fayetteville High School reach the Arkansas Class 7A state championship game ... Also caught 11 passes for 240 yards (21.8 avg.) and three touchdowns on offense ... Posted another 100-tackle season as a junior, tallying 108 stops, including 4.0 for loss, three interceptions, four pass breakups, one forced fumble and a fumble recovery in 2013 ... Started as a sophomore and helped Fayetteville win the class 7A state championship ... Coached by Daryl Patton ... Also participated in track and field ... Chose Arkansas over offers from Georgia, Washington State and others.

## PERSONAL

Born on May 25, 1997 ... Son of Brian and Nanci Early ... Recreation and sport management major.

## CAREER STATS

	GP/GS	UA	A	TOT	TFL-YDS	SCK-YDS	FF	FR-YDS	INT-YDS	QBH	BRUP
2015	13/11	46	49	95	3.5-20	1.0-14	2	0-0	0-0	1	1
2016	7/7	22	20	42	1.5-3	0.0-0	1	2-0	1-3	0	0
<b>TOTAL</b>	<b>20/18</b>	<b>68</b>	<b>69</b>	<b>137</b>	<b>5.0-23</b>	<b>1.0-14</b>	<b>3</b>	<b>2-0</b>	<b>1-3</b>	<b>1</b>	<b>1</b>

## 2016 GAME-BY-GAME

	GP/GS	UA	A	TOT	TFL-YDS	SCK-YDS	FF	FR-YDS	INT-YDS	QBH	BRUP
LOUISIANA TECH	1/1	2	5	7	0.0-0	0.0-0	0	0-0	1-3	0	0
at TCU	1/1	4	4	8	0.0-0	0.0-0	0	1-0	0-0	0	0
TEXAS STATE	1/1	5	1	6	0.0-0	0.0-0	0	0-0	0-0	0	0
vs. Texas A&M	1/1	7	4	11	1.5-3	0.0-0	0	1-0	0-0	0	0
ALCORN STATE	1/1	1	2	3	0.0-0	0.0-0	0	0-0	0-0	1	0
ALABAMA	1/1	1	0	1	0.0-0	0.0-0	1	0-0	0-0	0	0
OLE MISS					- DID NOT PLAY -						
at Auburn					- DID NOT PLAY -						
FLORIDA					- DID NOT PLAY -						
LSU					- DID NOT PLAY -						
at Mississippi State					- DID NOT PLAY -						
at Missouri					- DID NOT PLAY -						
vs. Virginia Tech	1/1	2	4	6	0.0-0	0.0-0	0	0-0	0-0	0	0
<b>TOTAL</b>	<b>7/7</b>	<b>22</b>	<b>20</b>	<b>42</b>	<b>1.5-3</b>	<b>0.0-0</b>	<b>1</b>	<b>2-0</b>	<b>1-3</b>	<b>1</b>	<b>0</b>

# RETURNING PLAYERS



**89 GRAYSON GUNTER**  
Madison, Miss. | Madison Central HS

SO TE 6-6 236

### FRESHMAN (2016)

Played in all 13 games as a true freshman ... Started on kick-off return unit ... Hauled in his first career catch in his home state of Mississippi in a win at Mississippi State (Nov. 19) ... His 29-yard reception in the first quarter started a two-play, 71-yard scoring drive for the Razorbacks.

### HIGH SCHOOL

A consensus three-star recruit by ESPN, Rivals, Scout and 247Sports ... Ranked the No. 62 tight end in the class and the No. 2 tight end in the state of Mississippi by Scout ... ESPN ranked him as the No. 34 tight end in the class and the No. 34 player in the state with a grade of 73 ... Tabbed the No. 33 player tight end in the class and the No. 26 player in the state by 247Sports ... Finished senior season with 27 receptions for 406 yards and five touchdowns in eight games ... Helped lead the Jaguars to a 9-6 record and the 6A state semifinals under head coach Brad Peterson ... Named a preseason top 125 senior by The Clarion Ledger ... Reeled in 21 passes for 232 yards as a junior and had five catches for 66 yards as a freshman ... Has been clocked at 4.58 in the 40-yard dash ... Also played basketball, helping lead Madison Central to the Mississippi Class 6A state championship game in each of the past two seasons ... Chose Arkansas over Mississippi State, Southern Miss, Memphis, Louisiana Tech, Tulane, Louisiana-Monroe and others.

### PERSONAL

Born on Nov. 13, 1997 ... Son of Bubba and Donna Gunter ... His father, Bubba, played football at Ole Miss from 1989-91 ... Recreation and sport management major.

### CAREER STATS

	GP/GS	RECEIVING					RUSHING				
		REC	YDS	AVG	TD	LNG	ATT	YDS	AVG	TD	LNG
2016	13/0	1	29	29	0	29	0	0	0	0	0
<b>TOTAL</b>	<b>13/0</b>	<b>1</b>	<b>29</b>	<b>29</b>	<b>0</b>	<b>29</b>	<b>0</b>	<b>0</b>	<b>0</b>	<b>0</b>	<b>0</b>



**99 ELIAS HALE**  
Fayetteville, Ark. | Fayetteville HS

R-FR LB 6-4 219

### FRESHMAN (2016)

Redshirted as a true freshman.

### HIGH SCHOOL

Ranked the No. 8 player in the state of Arkansas by 247Sports ... Helped Fayetteville finish 13-2 overall and win the state championship in 2015 after a runner-up finish in 2014 ... Totaled 61 tackles, 7.0 for loss, a team-high 8.0 sacks, 22 quarterback hurries, three forced fumbles, one pass breakup and one blocked field goal as a senior ... Racked up seven sacks as a junior ... Chose Arkansas over California, Air Force, Army and others.

### PERSONAL

Born on May 2, 1997 ... Son of Casey and Kiersten Hale ... Has two brothers: Izzy and Kai, and one sister, Karstin ... Nephew of Ryan Hale, who played football at Arkansas from 1995-98 ... Recreation and sport management major.



**95 JAKE HALL**  
Springdale, Ark. | Har-Ber HS

JR DL 6-5 263

### SOPHOMORE (2016)

Played in 12 games mostly on special teams ... Recorded a tackle on punt coverage against No. 1 Alabama (Oct. 8).

### REDSHIRT FRESHMAN (2015)

Appeared in one contest, and had one tackle ... **vs. UT Martin (Oct. 31):** Posted one tackle in the fourth quarter.

### FRESHMAN (2014)

Redshirted as a true freshman.

### HIGH SCHOOL

A three-star recruit ranked as the No. 6 prospect in Arkansas by ESPN ... Ranked as the seventh-best prospect out of Arkansas and the No. 35 strongside defensive end in the country by 247Sports ... In 2013, he helped lead Har-Ber High School to the quarterfinal round of the 7A state playoffs and an 8-4 record by making 67 tackles, including 3.5 sacks, two forced fumbles, two pass breakups and one fumble recovery ... Named to the all-state team and the Outstanding Lineman in 7A-West ... As a junior, he collected 50 tackles, including 2.5 for loss, and forced three fumbles as the Wildcats won seven games and advanced to the second round of the state playoffs ... Coached by Chris Wood ... Chose Arkansas after receiving offers from Cincinnati and ULM.

### PERSONAL

Born on Sept. 26, 1995 ... Son of Jeff and Heather Hall ... Finance major ... Named to the 2016 Fall SEC Academic Honor Roller after making the 2014-15 First-Year SEC Academic Honor Roll.



**67 TYLER HALL**  
Maumelle, Ark. | Maumelle HS

R-FR OL 6-4 296

### FRESHMAN (2016)

Redshirted as a true freshman.

### HIGH SCHOOL

Ranked the No. 32 prospect in the state of Arkansas and the No. 169 offensive tackle in the class by 247Sports ... Started at offensive tackle for Maumelle High School during his senior season under head coach David Farr ... As a junior, helped Maumelle to a 10-1-1 record and the second round of the 5A state playoffs ... Part of an offensive line that allowed the Hornets to total 31 touchdowns ... Helped pave the way for a backfield that rushed for 1,397 yards while averaging 116.4 yards per game.

### PERSONAL

Born on July 12, 1998 ... Son of Phil and Joan Hall ... Father played basketball at Marquette ... Kinesiology major.



**6 T.J. HAMMONDS**  
Little Rock, Ark. | Joe T. Robinson HS

SO RB 5-10 195

### FRESHMAN (2016)

Flashed big play ability as a true freshman ... Rushed 15 times for 88 yards, good for a 5.9 yards per carry average ... Produced three 10-yard runs out of his 15 touches ... Rushed for four first downs ... Used in wildcat formations ... Also used on kick-off return and had one return for 16 yards ... **vs. Alcorn State (Oct. 1):** Scored his first career touchdown on a 5-yard run in the fourth quarter to a cap 29-yard day on the ground in his hometown of Little Rock ... **at Mississippi State (Nov. 19):** Broke a season-long 30-yard run during a 58-42 win in which Arkansas ran for 357 yards.

### HIGH SCHOOL

Consensus four-star recruit by ESPN, Rivals, Scout and 247Sports ... Consensus national top 250 overall ranking by every recruiting service, with a best of No. 205 by Scout ... National top 20 athlete ranking by Rivals, Scout and 247 Sports, with a best of No. 13 by 247 Sports ... No. 2 overall ranking in the state of Arkansas by ESPN and Rivals and No. 3 by 247 Sports ... Earned 2015 ALL-USA Arkansas Football first team honors ... Named to the 2015 All-Arkansas Preps second team as a running back ... Chosen as Hawgs247 Class of 2016 All-State running back ... As a senior, had 27 receptions for 662 yards and six touchdowns, while rushing 100 times for 1,404 yards and 22 touchdowns ... Selected as the THV11 Red Zone Player of the Week after running four times for 65 yards and four touchdowns in Joe T. Robinson High School's 43-13 win over Clinton on Oct. 16, 2015 ... As a junior, had 42 receptions for 1,109 yards and 11 touchdowns, while rushing 66 times for 835 yards and six touchdowns ... Chosen as a Scout Top Performer after rushing for 301 yards on 13 carries in Joe T. Robinson High School's 59-20 victory over Baptist Prep on Sept. 25, 2015 ... Carried the ball 52 times for 675 yards and eight touchdowns, while hauling in 11 receptions for 225 yards and four touchdowns as a sophomore ... Coached by Todd Eskola ... Chose Arkansas over Georgia, Vanderbilt, Oklahoma State, TCU, Arizona, Arizona State, Duke and others.

### PERSONAL

Born on April 24, 1998 ... Son of Theron Hammonds and Nikkita Neely ... Full name is Theron JaQuawn Hammonds ... Kinesiology major.

### CAREER STATS

	RECEIVING						RUSHING				
	GP/GS	REC	YDS	AVG	TD	LNG	ATT	YDS	AVG	TD	LNG
2016	8/0	0	0	0.0	0	0	15	88	5.9	1	30
<b>TOTAL</b>	<b>8/0</b>	<b>0</b>	<b>0</b>	<b>0.0</b>	<b>0</b>	<b>0</b>	<b>15</b>	<b>88</b>	<b>5.9</b>	<b>1</b>	<b>30</b>

### 2016 GAME-BY-GAME

	RECEIVING						RUSHING				
	GP/GS	REC	YDS	AVG	TD	LNG	ATT	YDS	AVG	TD	LNG
LOUISIANA TECH											
at TCU											
TEXAS STATE	1/0	0	0	0.0	0	0	0	0	0.0	0	0
vs. Texas A&M											
ALCORN STATE	1/0	0	0	0.0	0	0	5	29	5.8	1	13
ALABAMA											
OLE MISS	1/0	0	0	0.0	0	0	0	0	0.0	0	0
at Auburn	1/0	0	0	0.0	0	0	4	2	0.50	0	7
FLORIDA	1/0	0	0	0.0	0	0	1	15	15.0	0	15
LSU											
at Mississippi State	1/0	0	0	0.0	0	0	1	30	30.0	0	30
at Missouri	1/0	0	0	0.0	0	0	3	10	3.3	0	8
vs. Virginia Tech	1/0	0	0	0.0	0	0	1	2	2.0	0	2
<b>TOTAL</b>	<b>8/0</b>	<b>0</b>	<b>0</b>	<b>0.0</b>	<b>0</b>	<b>0</b>	<b>15</b>	<b>88</b>	<b>5.9</b>	<b>1</b>	<b>30</b>



**71 JACKSON HANNAH**  
Bentonville, Ark. | Bentonville HS

JR OL 6-2 305

### SOPHOMORE (2016)

Didn't participate in any games.

### REDSHIRT FRESHMAN (2015)

Didn't participate in any games.

### FRESHMAN (2014)

Redshirted as a true freshman.

### HIGH SCHOOL

Attended Bentonville High School and played under head coach Barry Lunney Sr.

### PERSONAL

Born on April 17, 1996 ... Son of Wendy and Todd Hannah ... Kinesiology major ... Two-time Fall SEC Academic Honor Roll honoree (2015, 16).



**8 DE'JON HARRIS**  
Harvey, La. | John Ehret HS

SO LB 6-0 242

**FRESHMAN (2016)**

» Coaches SEC All-Freshman Team

Provided depth at linebacker and played a key role on special teams ... Saw action in 12 games ... Totaled 37 tackles with 2.0 tackles for loss (-8) and 1.0 sack (-6) ... Added a forced fumble ... Ranked second on the team with 11 special teams tackles ... His 37 total tackles ranked eighth among SEC freshmen ... 25 tackles came in SEC games ... Collected seven or more stops in three games ... **vs. Texas State (Sept. 17):** Made his first two tackles of the season on defense ... **vs. Alcorn State (Oct. 1):** Turned in a solid effort with a team-high tying seven tackles, including three solo and one-half for loss ... Five tackles came in the first half ... **vs. No. 1 Alabama (Oct. 8):** Forced a fumble recovered by Ryan Pulley at the Arkansas 3-yard line on Alabama's first possession of the second half ... **vs. No. 24 LSU (Nov. 12):** Contributed seven tackles, all in the second half, including 1.5 for loss and one sack ... Registered a sack for a loss of 6-yards on third down inside the five-minute mark ... Made three straight stops inside Arkansas' 4-yard line to force a field goal attempt in the fourth quarter ... **at Mississippi State (Nov. 19):** Followed up with a season-high 10 tackles (4 solo) in the road win.

**HIGH SCHOOL**

A consensus three-star recruit by ESPN, 247Sports, Rivals and Scout ... Ranked as a top 30 inside linebacker nationally by ESPN and 247Sports ... Rated the No. 38 overall prospect in the state of Louisiana by 247Sports ... Has a verified 40 time of 4.82 according to Scout ... Led John Ehret High School to the state championship game and a 12-3 record in 2015 under head coach Corey Lambert and position coach Bryan Crayton ... Was named the Offensive Player of the Year on The New Orleans Advocate All-Metro Team for large schools ... Named All-District 8-5A following the 2015 season ... Recorded 83 tackles, including 14 for loss to lead the defense as a senior ... The versatile athlete also rushed for 1,058 yards, had 374 receiving yards and threw for another 495 yards ... He also saw time as the kicker and punter ... Also played basketball and track ... Chose Arkansas over Oregon, Arizona State, Colorado, Memphis, Western Kentucky, Arkansas State, Louisiana Tech, Southern Miss and others.

**PERSONAL**

Born on Nov. 1, 1997 ... Son of Lee and Trenise Murphy ... Full name is De'Jon Raiheem Harris ... Nickname "Scoota" was given to him by his mother when he was a baby ... Communication major.

**CAREER STATS**

	GP/GS	UA	A	TOT	TFL-YDS	SCK-YDS	FF	FR-YDS	INT-YDS	QBH	BRUP
2016	12/0	18	19	37	2.0-8	1.0-6	1	0-0	0-0	0	0
<b>TOTAL</b>	<b>12/0</b>	<b>18</b>	<b>19</b>	<b>37</b>	<b>2.0-8</b>	<b>1.0-6</b>	<b>1</b>	<b>0-0</b>	<b>0-0</b>	<b>0</b>	<b>0</b>

**2016 GAME-BY-GAME**

	GP/GS	UA	A	TOT	TFL-YDS	SCK-YDS	FF	FR-YDS	INT-YDS	QBH	BRUP
LOUISIANA TECH	1/0	0	0	0	0.0-0	0.0-0	0	0-0	0-0	0	0
at TCU					- DID NOT PLAY -						
TEXAS STATE	1/0	0	2	2	0.0-0	0.0-0	0	0-0	0-0	0	0
vs. Texas A&M	1/0	1	1	2	0.0-0	0.0-0	0	0-0	0-0	0	0
ALCORN STATE	1/0	3	4	7	0.5-1	0.0-0	0	0-0	0-0	0	0
ALABAMA	1/0	2	2	4	0.0-0	0.0-0	1	0-0	0-0	0	0
OLE MISS	1/0	0	0	0	0.0-0	0.0-0	0	0-0	0-0	0	0
at Auburn	1/0	0	0	0	0.0-0	0.0-0	0	0-0	0-0	0	0
FLORIDA	1/0	0	1	1	0.0-0	0.0-0	0	0-0	0-0	0	0
LSU	1/0	4	3	7	1.5-7	1.0-6	0	0-0	0-0	0	0
at Mississippi State	1/0	4	6	10	0.0-0	0.0-0	0	0-0	0-0	0	0
at Missouri	1/0	1	0	1	0.0-0	0.0-0	0	0-0	0-0	0	0
vs. Virginia Tech	1/0	3	0	3	0.0-0	0.0-0	0	0-0	0-0	0	0
<b>TOTAL</b>	<b>12/0</b>	<b>18</b>	<b>19</b>	<b>37</b>	<b>2.0-8</b>	<b>1.0-6</b>	<b>1</b>	<b>0-0</b>	<b>0-0</b>	<b>0</b>	<b>0</b>



**45 JOSH HARRIS**  
Pine Bluff, Ark. | Watson Chapel HS

JR LB 5-10 221

**SOPHOMORE (2016)**

Saw action in 11 games ... Started on kickoff-coverage unit ... Tied for third on the team in special teams tackles (8).

**REDSHIRT FRESHMAN (2015)**

Saw action in 12 games ... Made eight tackles, including 1.0 for loss ... Forced one fumble ... **vs. Mississippi State (Nov. 21):** Forced a fumble on a kickoff in the third quarter that led to a Razorback touchdown.

**FRESHMAN (2014)**

Redshirted as a true freshman.

**HIGH SCHOOL**

Attended Watson Chapel High School where he was named to the All-Southeast Arkansas team as a senior ... Made 142 tackles with five sacks and two interceptions in 2013 ... Played under head coach George Shelton.

**PERSONAL**

Born on Dec. 4, 1995 ... Son of Jackie and Letrece Harris ... Father, Jackie, played 12 seasons as a tight end in the NFL with Green Bay, Tampa Bay, Tennessee and Dallas ... Finance major ... 2015 Fall SEC Academic Honor Roll honoree.





# RETURNING PLAYERS



**69 DYLAN HAYS**  
Little Rock, Ark. | Little Rock Christian

**R-FR OL 6-3 298**

### FRESHMAN (2016)

Redshirted as a true freshman.

### HIGH SCHOOL

Ranked the No. 15 offensive guard in the state of Arkansas and the No. 69 offensive guard in the class by 247Sports ... Also earned a grade of 83 from 247Sports and finished as the No. 14 offensive guard in the State of Arkansas by 247Sports Composite, a combined index of national recruiting rankings ... Played on both the offensive and defensive lines at Little Rock Christian Academy ... As a senior, helped Little Rock Christian Academy to a 12-1 record and to the 5A state semifinals under head coach Jeff Weaver ... Named to the All-Arkansas Varsity second team defense ... Defensively, recorded 93 tackles and five sacks ... Has been clocked at 5.0 in the 40-yard dash.

### PERSONAL

Born on May 14, 1997 ... Son of Cindy and David Hays ... Has two brothers, Tyler and Logan, and two sisters, Cara and Courtney ... Courtney played volleyball at the University of Arkansas at Little Rock from 2006-08 ... Communication major ... 2016-17 First-Year SEC Academic Honor Roll honoree.



**9 COLE HEDLUND**  
Argyle, Texas | Argyle HS

**JR K 5-10 164**

### SOPHOMORE (2016)

Played in seven games ... Made 5 of 7 field goal attempts with a long of 38 yards ... Was perfect on PAT kick attempts (25 of 25) for the second straight season to extend his streak to 83 consecutive PATs made ... **at No. 15 TCU (Sept. 10):** Booted through his first two field goal attempts from 38 and 27 yards out.

### REDSHIRT FRESHMAN (2015)

Played in all 13 contests ... Handled both PAT and field goal duties ... Made 58 of 58 PAT kick attempts ... Was one of only four SEC kickers to be perfect on PAT kicks (min. 50 attempts) ... 58 made PATs ranked second in the conference and tied the school record, while 58 attempts were the third-most in a season by a Razorback ... Converted 9 of 15 field goal attempts ... **vs. UTEP (Sept. 5):** Booted through both field goal attempts from 19 and 27 yards ... **vs. Auburn (Oct. 24):** Made his only field goal attempt, a 25-yarder that gave Arkansas a 24-21 lead with 1:07 left in the fourth quarter ... **vs. UT Martin (Oct. 31):** Made 9 of 9 PATs ... 9 PATs in a game tied a program record as well as the SEC lead ... **at No. 19 Ole Miss (Nov. 7):** Converted 1 of 2 field goal attempts, including a season long 45-yarder.

### FRESHMAN (2014)

Redshirted as a true freshman.

### HIGH SCHOOL

A vital part of Argyle High School's 2013 Texas 3A D2 state championship team ... Named a Parade All-American and All-USA first team by USA Today ... Won the Chris Sailer Award presented to the National Placekicker of the Year ... A three-star prospect according to ESPN, Rivals, 247Sports and Scout ... Ranked as the No. 3 kicker in the country by 247Sports ... Argyle ran through a perfect 16-0 season and the 3A D2 state title in 2013 ... Holds the national record with 25 made field goals in a season from his sophomore year and with 56 career made field goals ... Made 157 straight PATs, including a perfect 101-for-101 in 2013 ... As a senior, he was 24 of 30 on field goals with a long of 57 yards and led the country in kick scoring with 168 points ... His junior year, he made 7 of 10 field goal attempts for Argyle's 11-2 team that advanced to the third round of the state playoffs ... As a sophomore, he was 25 for 30 on field goal attempts, breaking the national record for single-season made field goals, and the Eagles ended their 14-2 season with an appearance in the state championship game ... Also played soccer ... Coached by Todd Rogers ... Chose the Razorbacks over Texas A&M.

### PERSONAL

Born on March 15, 1995 ... Son of John and Julie Hedlund ... Recreation and sport management major ... Two-time Fall SEC Academic Honor Roll honoree (2015, 16) after making the 2014-15 First-Year SEC Academic Honor Roll.

### CAREER STATS

	GP	FGM-FGA	LNG	PATs	PTS
2015	13	9-15	45	58	85
2016	7	5-7	38	25	40
<b>TOTAL</b>	<b>20</b>	<b>14-22</b>	<b>45</b>	<b>83</b>	<b>125</b>

### 2016 GAME-BY-GAME

	GP	FGM-FGA	LNG	PATs	PTS
LOUISIANA TECH	1	0-0	0	3	3
at TCU	1	2-3	38	3	9
TEXAS STATE	1	0-0	0	6	6
vs. Texas A&M	1	1-1	25	3	6
ALCORN STATE	1	1-2	25	7	10
ALABAMA	1	0-0	0	0	0
OLE MISS	-	-	-	-	-
at Auburn	-	-	-	-	-
FLORIDA	-	-	-	-	-
LSU	-	-	-	-	-
at Mississippi State	-	-	-	-	-
at Missouri	-	-	-	-	-
vs. Virginia Tech	1	1-1	38	3	6
<b>TOTAL</b>	<b>7</b>	<b>5-7</b>	<b>38</b>	<b>25</b>	<b>40</b>

### 2015 GAME-BY-GAME

	GP	FGM-FGA	LNG	PATs	PTS
UTEP	1	2-2	27	6	12
TOLEDO	1	1-2	25	1	4
TEXAS TECH	1	1-2	22	3	6
vs. Texas A&M	1	0-0	0	3	3
at Tennessee	1	1-2	26	3	6
at Alabama	1	0-0	0	2	2
AUBURN	1	1-1	25	5	8
UT MARTIN	1	0-0	0	9	9
at Ole Miss	1	1-2	45	6	9
at LSU	1	1-1	25	4	7
MISSISSIPPI STATE	1	0-1	0	6	6
MISSOURI	1	0-0	0	4	4
vs. Kansas State	1	1-2	26	6	9
<b>TOTAL</b>	<b>13</b>	<b>9-15</b>	<b>45</b>	<b>58</b>	<b>85</b>





**55 JAKE HEINRICH**  
 Urbandale, Iowa | Urbandale HS

R-FR OL 6-4 293

**FRESHMAN (2016)**  
 Redshirted as a true freshman.

**HIGH SCHOOL**  
 A four-star recruit by ESPN, 247Sports and Scout... Consensus top 30 offensive guard in the class with a best of No. 11 by 247Sports ... Ranked as the No. 1 player in the state of Iowa by 247Sports, the No. 2 player in the state by ESPN and Rivals ... Tabbed a top 300 player by 247Sports at No. 235 ... Scout ranked him as the No. 222 overall player and the No. 2 offensive guard in the state of Iowa ... Four-star ESPN ranking came with a grade of 80 ... A four-year starter at Urbandale High School ... Helped the J-Hawks reach the state playoffs all four years ... Also helped the J-Hawks finish in the top 10 of Class 4A in yards rushing the last three seasons ... Helped Urbandale to a 7-4 record and the first round of the IAHSAA state playoff under head coach Sam Anderson as a senior ... Averaged an offensive grade of 91.5 percent, tallied 35 pancake blocks and didn't allow a sack in three games played ... Missed the last seven games with an arm injury ... Earned a spot on the West squad in the Semper Fi All-American game but didn't play due to injury ... Participated in Nike's The Opening Regional in Chicago ... Part of an offensive line that allowed the J-Hawks to rush for 2,720 yards and 32 touchdowns in 2014 ... Participated in the Sound Mind Sound Body Football Academy in Detroit (June 11, 2015) ... Was the Offensive Line MVP of the Cleveland Rivals.com Camp (April 26, 2015) and was named the 13th best offensive lineman performer in the country to attend one of the 16 events ... Has been clocked at 5.3 in the 40-yard dash ... Bench pressed 405 pounds ... Also competed in track and field and wrestling ... Earned fifth-place in Class 3A wrestling as a heavyweight and second-place in the 4A shot put ... Chose Arkansas over Oregon, Cal, Duke, Illinois, Iowa State, Kansas State, Louisville, Illinois and others.

**PERSONAL**  
 Born on Sept. 9, 1997 ... Son of Don and Gerri Heinrich ... Criminal justice major ... 2016-17 First-Year SEC Academic Honor Roll honoree.



**26 JUSTICE HOBBS**  
 Farmington, Ark. | Farmington HS

R-FR RB 5-10 214

**FRESHMAN (2016)**  
 Redshirted as a true freshman.

**HIGH SCHOOL**  
 Rushed for 1,538 yards and 20 touchdowns, highlighted by seven 100-yard games, as a senior in 2015 ... Added 307 receiving yards and two touchdowns ... Named to the Northwest Arkansas Democrat-Gazette All-NWADG team ... Named Northwest Arkansas Newcomer of the Year as a sophomore in 2013 after rushing for 908 yards and five touchdowns, leading Farmington to a 6-4-1 record and a third-place finish in the 4A-1 Conference ... Three-time KURM Dream Team selection.

**PERSONAL**  
 Born on Oct. 9, 1997 ... Son of Shane Hobbs and Tara Speer ... Has three siblings: older sister Jordyn, younger sister Chloe and younger brother Cade ... Recreation and sport management major.



**78 BIJHON JACKSON**  
 El Dorado, Ark. | El Dorado HS

SR DL 6-1 339

**JUNIOR (2016)**  
 Saw action in all 13 games ... Tied career high in tackles (9) ... Posted career highs in tackles for loss (4.5) and sacks (2.5) ... 2.5 tackles for loss came in SEC games ... **vs. Alcorn State (Oct. 1):** Tallied first career sack for a loss of 13-yards ... Finished with two tackles including 1.5 for loss ... **vs. No. 11 Florida (Nov. 5):** Recorded a sack for a loss of 7-yards on a third-and-10 during the Gators' final drive of the game ... Also had one-half tackle for loss in the second quarter ... **vs. No. 24 LSU (Nov. 12):** Followed up with two tackles, including 1.0 for loss.

**SOPHOMORE (2015)**  
 Played in 12 games ... Recorded a tackle during five of his 12 appearances on the Razorbacks' front four ... Totaled seven tackles, including 1.5 for loss, and one quarterback hurry.

**FRESHMAN (2014)**  
 Played in all 13 games as a true freshman at the defensive tackle position ... Registered nine tackles, 1.0 tackles for loss and a batted-down pass ... **vs. Nicholls (Sept. 6):** Posted three tackles, including 1.0 for loss in the home-opening win ... **vs. UAB (Oct. 25):** Recorded a career-high tying three tackles in the homecoming victory.

**HIGH SCHOOL**  
 Ranked as the No. 1 prospect from Arkansas by ESPN and 247Sports Composite rankings ... 247Sports Composite ranked him as the No. 5 defensive tackle in the country, while ESPN tabbed him as the nation's No. 6 defensive tackle and Scout ranked him as the No. 4 defensive tackle prospect in the country ... Participated in the 2014 US Army All-American Bowl, recording two tackles to help the West to a 28-6 win ... Helped lead El Dorado High School to a 6A state championship and a 13-1 record as a sophomore, recording 47 tackles, including eight for loss and two sacks ... During his junior season he recorded 67 tackles, including 12 for loss and six sacks, and earned all-state honors ... Helped lead El Dorado to another state title in 2013, the school's fourth in five years, by recording 61 tackles, including 14 for loss, with one interception ... Finished high school with 175 career tackles ... Named to the Hawgs247 all-state team for the Class of 2014 and was twice named academic all-conference ... Coached by Scott Reed ... Received numerous offers and chose Arkansas over Alabama and Ole Miss.

**PERSONAL**  
 Born on Nov. 6, 1995 ... Son of Anthony and Michelle Jackson ... Recreation and sport management major.





# RETURNING PLAYERS

## CAREER STATS

	GP/GS	UA	A	TOT	TFL-YDS	SCK-YDS	FF	FR-YDS	INT-YDS	QBH	BRUP
2014	13/0	3	6	9	10-2	0.0-0	0	0-0	0-0	0	0
2015	12/0	3	4	7	1.5-5	0.0-0	0	0-0	0-0	1	0
2016	13/0	4	5	9	4.5-33	2.5-26	0	0-0	0-0	1	0
<b>TOTAL</b>	<b>38/0</b>	<b>10</b>	<b>15</b>	<b>25</b>	<b>7.0-40</b>	<b>2.5-26</b>	<b>0</b>	<b>0-0</b>	<b>0-0</b>	<b>2</b>	<b>0</b>

## 2016 GAME-BY-GAME

	GP/GS	UA	A	TOT	TFL-YDS	SCK-YDS	FF	FR-YDS	INT-YDS	QBH	BRUP
LOUISIANA TECH	1/0	0	0	0	0.0-0	0.0-0	0	0-0	0-0	0	0
at TCU	1/0	0	0	0	0.0-0	0.0-0	0	0-0	0-0	0	0
TEXAS STATE	1/0	0	1	1	0.5-6	0.5-6	0	0-0	0-0	0	0
vs. Texas A&M	1/0	0	0	0	0.0-0	0.0-0	0	0-0	0-0	0	0
ALCORN STATE	1/0	1	1	2	1.5-14	1.0-13	0	0-0	0-0	0	0
ALABAMA	1/0	0	0	0	0.0-0	0.0-0	0	0-0	0-0	1	0
OLE MISS	1/0	0	0	0	0.0-0	0.0-0	0	0-0	0-0	0	0
at Auburn	1/0	0	0	0	0.0-0	0.0-0	0	0-0	0-0	0	0
FLORIDA	1/0	1	1	2	1.5-8	1.0-7	0	0-0	0-0	0	0
LSU	1/0	1	1	2	1.0-5	0.0-0	0	0-0	0-0	0	0
at Mississippi State	1/0	0	1	1	0.0-0	0.0-0	0	0-0	0-0	0	0
at Missouri	1/0	1	0	1	0.0-0	0.0-0	0	0-0	0-0	0	0
vs. Virginia Tech	1/0	0	0	0	0.0-0	0.0-0	0	0-0	0-0	0	0
<b>TOTAL</b>	<b>13/0</b>	<b>4</b>	<b>5</b>	<b>9</b>	<b>4.5-33</b>	<b>2.5-26</b>	<b>0</b>	<b>0-0</b>	<b>0-0</b>	<b>1</b>	<b>0</b>



**34 KENDRICK JACKSON**  
Haynesville, La. | Haynesville HS

JR FB 6-0 253

### SOPHOMORE (2016)

Played in all 13 games with two starts ... Helped block for the offense which average 428.4 yards of total offense per game ... Provided time for the offense to record both 200 yards passing and rushing in the same game five times ... Helped pave the way for Rawleigh Williams III to capture the SEC regular season rushing title with 1,326 yards on the ground, while Austin Allen threw for an SEC-best 3,430 yards ... **vs. No. 10 Texas A&M (Sept. 24):** Caught a pass for a 1-yard gain ... **vs. Ole Miss (Oct. 15):** Returned one kickoff for 10 yards ... **vs. LSU (Nov. 12):** Started at fullback ... **at Mississippi State (Nov. 19):** Started at fullback.

### FRESHMAN (2015)

Appeared in 11 contests and started once ... **at Tennessee (Oct. 3):** Tallied one tackle ... **at Ole Miss (Nov. 7)** ... Started at fullback and contributed on special teams.

### HIGH SCHOOL

A consensus three-star prospect by Rivals, ESPN, Scout and 247Sports ... Ranked the No. 44 player in Louisiana by Rivals ... Named the No. 31 inside linebacker in the nation and No. 49 Louisiana prospect by ESPN ... Scout ranked him the second-best middle linebacker in Louisiana ... 247Sports Composite, a combined index of national recruiting rankings, rated him the No. 43 inside linebacker in the country and the No. 56 prospect from Louisiana ... Helped lead Haynesville to a 13-1 overall record and the 2014 Louisiana class 1A state championship, the 17th state title in school history ... Earned first-team all-state honors and was named Class 1A Outstanding Defensive Player of the Year by the Louisiana Sports Writers Association ... Recognized as The Times All-Area Defensive Player of the Year ... Also earned all-district honors in 2012-14 ... Totaled 118 tackles, 24 for loss, two sacks and two interceptions as a senior ... Also won the state championship in 2013 ... Coached by David Franklin ... Chose Arkansas over offers from Arizona, Hawaii, Memphis, Louisiana Tech, Southern Miss and others.

### PERSONAL

Born on Nov. 5, 1996 ... Son of Gwendolyn Jackson ... Recreation and sport management major.



**74 COLTON JACKSON**  
Conway, Ark. | Conway HS

SO OL 6-5 298

### REDSHIRT FRESHMAN (2016)

Started three of 12 games played at right tackle and played 200-plus snaps ... His three starts came in the first three games of the season ... **at No. 15 TCU (Sept. 10):** Opened lanes for Rawleigh Williams III to run for 137 yards and blocked as Austin Allen threw for 233 yards ... **vs. Texas State (Sept. 17):** Helped the offense rush for 226 yards and three scores on the ground.

### FRESHMAN (2015)

Redshirted as a true freshman.

### HIGH SCHOOL

A four-star prospect who is ranked as the fifth-best player in Arkansas by 247Sports ... Earned a three star rating by Rivals, ESPN and Scout ... Rivals ranked him as the No. 7 player in Arkansas and the No. 55 offensive tackle in the nation ... Ranked the top offensive tackle in the Natural State and the No. 50 tackle nationally by Scout ... 247Sports Composite ranked him as the seventh-best player in Arkansas, a combined index of national recruiting rankings ... Was the No. 7 player in Arkansas according to HawgSports.com's Natural 21 ... Named to the Associated Press Arkansas Super Team in 2014 ... Earned all-state honors at offensive line ... Recognized as one of four offensive linemen on the All-ArkansasVarsity.com first team ... Helped Conway win 11 games in 2014, including a perfect 8-0 mark in conference play and the conference championship ... Coached by Clint Ashcraft ... Also participated in basketball and track and field.

### PERSONAL

Born on Sept. 5, 1996 ... Son of Lloyd and Debbie Jackson ... Recreation and sport management major ... 2016 Fall SEC Academic Honor Roll honoree after making the 2015-16 First-Year SEC Academic Honor Roll.



**4 ALEXY JEAN-BAPTISTE**  
Pompano Beach, Fla. | Coconut Creek HS

R-FR LB 6-2 231

### FRESHMAN (2016)

Redshirted as a true freshman.

### HIGH SCHOOL

A consensus three-star recruit by ESPN, Rivals, Scout and 247Sports ... Rated as the No. 64 recruit in the state of Florida by Rivals ... Ranked as the No. 35 outside linebacker in the country and with a scout grade of 78 by ESPN ... Scout listed him as the No. 52 outside linebacker in the class of 2016 and the No. 7 player at the position in the state of Florida ... Tabbed the No. 88 overall outside linebacker and No. 152 player in the state of Florida by 247Sports ... Finished with a three-star rating and No. 46 outside linebacker ranking by 247Sports Composite, a combined index of national recruiting rankings ... Listed as the No. 27 safety in the class of 2016 by Rivals ... Selected to play in the 2016 International Bowl at AT&T Stadium in Arlington, Texas for the United States U-19 USA team ... Recorded a sack and three tackles in the Team USA 33-0 win over Canada ... Named to the All-Broward County Class 5A-4A-3A-2A first team ... Collected seven sacks as a senior and 11 as a junior at Coconut Creek High School under head coach Kareem Reid ... Caught a 44-yard touchdown his senior season and had one interception ... Chose Arkansas over Miami, Louisville, Wisconsin, North Carolina, Maryland, West Virginia, North Carolina State, Kentucky, Oregon State, Indiana, Cincinnati, Wake Forest, South Florida, Temple, UCF and USF.

### PERSONAL

Born on Sept. 4, 1997 ... Son of Alis and Rose Jean-Baptiste ... Has four siblings, Alex, Alix, Edeline, and Alexandro ... His cousin, Peniel Jean, played defensive back at Wisconsin from 2010-14 ... Criminal justice major.



**18** **BLAKE JOHNSON**  
Long Beach, Calif. | Los Alamitos HS

**SO**   **P**   **6-1**   **185**

**REDSHIRT FRESHMAN (2016)**

Punted in one game ... **vs. Texas State (Sept. 17):** Punted twice for 94 yards and a 47.0 average ... Both punts were fair caught ... Longest punt traveled 48 yards and landed inside the 20.

**FRESHMAN (2015)**

Redshirted as a true freshman.

**HIGH SCHOOL**

Earned three stars from Rivals, Scout and ESPN ... Ranked the No. 2 punter nationally ... Rivals ranks him the third-best specialist in the country ... 247Sports ranked him as the No. 6 punter/kicker nationally ... Selected as one of just two punters to play in the 2015 U.S. Army All-American Bowl in San Antonio, Texas ... Named All-CIF Southern Section First Team at punter ... Earned California Division I All-State First Team honors from MaxPreps ... Named Punter of the Year by OCVarsity.com ... Earned Long Beach Press Telegram Dream Team first team honors as both a junior and senior ... Two-time first team All-Sunset League linebacker and earned his team's defensive player of the year award as both a junior and senior ... Helped Los Alamitos finish 9-2 with a 5-0 mark in league play and the Sunset League championship ... Punted 28 times for 1,039 yards (37.1 avg.) with a long of 63 in 2014 ... Landed punts inside the 20 (42.9 percent) as a senior ... Booted 52 punts for 1,889 yards (36.3 avg.) with 15 landing inside the 20 and a long of 54 in 2013 ... As a sophomore, punted 42 times for 1,617 yards (38.5) including a career long 70 yarder ... Also played linebacker and safety, totaling 156 tackles and seven sacks in his final two varsity seasons ... Ranked second on the team with 72 total tackles as a senior and earned first-team all-league honors at linebacker ... Coached by John Barnes ... Also played lacrosse ... Selected Arkansas over offers from Colorado, Duke and Oregon State.

**PERSONAL**

Born on March 8, 1997 ... Son of Todd and Michelle Johnson ... Political science major.

**CAREER STATS**

	GP	NO	YDS	LNG	BLKD	TB	FC	50+	INSIDE 20
2016	1	2	94	48	0	0	2	0	1
<b>TOTAL</b>	<b>1</b>	<b>2</b>	<b>94</b>	<b>48</b>	<b>0</b>	<b>0</b>	<b>2</b>	<b>0</b>	<b>1</b>



**32** **HAYDEN JOHNSON**  
Columbia, Mo. | Rock Bridge HS

**SO**   **FB**   **6-2**   **256**

**FRESHMAN (2016)**

Started 7 of 12 games played ... Caught two passes for 25 yards ... Helped block for the offense average 428.4 yards of total offense per game ... Provided time for the offense to record both 200 yards passing and rushing in the same game five times ... Helped pave the way for Rawleigh Williams III to capture the SEC regular season rushing title with 1,326 yards on the ground, while Austin Allen threw for an SEC-best 3,430 yards ... **at No. 15 TCU (Sept. 10):** Made an 18-yard catch on the second play of a 13-play, 56-yard scoring drive ... **at Missouri (Nov. 25):** Had one reception for seven yards.

**HIGH SCHOOL**

A consensus three-star recruit by ESPN, 247Sports, Rivals and Scout ... Rated the No. 15 player in the state of Missouri and the No. 4 fullback in the class by ESPN with a grade of 73 ... Rivals ranked him the No. 10 player in the state and the No. 4 fullback in the class ... Tabbed the No. 1 player in the state and the No. 3 fullback in the class by Scout ... Pegged the No. 16 player in the state and the No. 76 defensive end in the class by 247Sports ... Finished senior season with two touchdown catches and 137 receiving yards under head coach A.J. Ofofiele ... Also registered 50 tackles, including eight for loss, 12 sacks and two pass breakups ... Earned Missouri Media All-State Class 6 first team defensive line honors ... Earned first-team all-state honors from the Missouri Football Coaches Association ... As a junior, tallied 280 yards rushing and 161 yards receiving, found the end zone nine times on the ground, caught one touchdown pass ... Defensively, recorded 60 tackles, including 10 for loss and eight sacks ... Rushed for 100 yards and five touchdowns, tallied 70 yards receiving and passed for 90 yards and two touchdowns as a sophomore ... Earned All-Central District honors from the Missouri Sportswriters and Sportscasters Association ... Also collected 85 tackles with 33 of the solo variety and six sacks ... Helped lead the Bruins to an 8-6 record and the MSHSAA state championship under then-head coach Justin Conyers ... Also played baseball, basketball and ice hockey ... Chose Arkansas over Florida State, Missouri, Nebraska, Purdue and others.

**PERSONAL**

Born on July 17, 1997 ... Son of Jim and Leah Johnson ... Biology major ... 2016-17 First-Year SEC Academic Honor Roll honoree.

**CAREER STATS**

	GP/GS	ATT	RUSHING				RECEIVING				
			YDS	AVG	TD	LNG	REC	YDS	AVG	TD	LNG
2016	12/7	0	0	0.0	0	0	2	25	12.5	0	18
<b>TOTAL</b>	<b>12/7</b>	<b>0</b>	<b>0</b>	<b>0.0</b>	<b>0</b>	<b>0</b>	<b>2</b>	<b>25</b>	<b>12.5</b>	<b>0</b>	<b>18</b>



**10** **JORDAN JONES**  
Smackover, Ark. | Smackover HS

**R-FR**   **WR**   **6-1**   **185**

**FRESHMAN (2016)**

Redshirted as a true freshman.

**HIGH SCHOOL**

Four-star recruit by ESPN ... Consensus national top 100 wide receiver ranking by ESPN, Rivals, Scout and 247Sports, with a best of No. 63 by ESPN ... No. 4 overall ranking in the state of Arkansas by 247 Sports and No. 5 by ESPN and Rivals ... Named to the 2015 All-Arkansas Preps first team as a wide receiver ... Chosen as Hawgs247 Class of 2016 All-State wide receiver ... As a senior, had 36 receptions for 721 yards and 11 touchdowns ... Saw time at quarterback in the Wildcat offense, completing 8 of 16 passes for 149 yards and one touchdown, while rushing 21 times for 150 yards and one touchdown ... Also had 19 tackles and four interceptions as a defensive back in his senior season ... As a junior, had 31 receptions for 779 yards and nine touchdowns ... As a sophomore, had 25 receptions for 687 yards and 10 touchdowns ... Caught four passes for 137 yards and one touchdown in the 2014 3A Arkansas State Championship game ... Coached by Brian Strickland at Smackover High School ... Chose Arkansas over Tulsa.

**PERSONAL**

Born on Jan. 20, 1998 ... Son of Adrian Jones and Cashonna Moore ... Communication major.



## RETURNING PLAYERS



**39 BYRON KEATON**  
Camden, Ark. | Camden Fairview HS

SO DB 5-10 183

### REDSHIRT FRESHMAN (2016)

Saw action in 12 games ... Started on kickoff-coverage unit ... Totaled four tackles, all on kickoffs.

### FRESHMAN (2015)

Redshirted as a true freshman.

### HIGH SCHOOL

Named a three-star prospect by 247Sports ... Listed as the No. 135 cornerback in the nation and No. 21 recruit in Arkansas by 247Sports ... Pegged as the No. 170 cornerback and No. 27 prospect in Arkansas by 247Sports Composite, a combined index of national recruiting rankings ... Earned a two-star rating from Rivals ... Notched four interceptions as a senior, tying him for fourth on Camden Fairview's single-season record book and collected six interceptions in his career, tying him for second-most all time in Cardinal history ... Played at Camden Fairview, the same high school as former Razorback Dominique Reed ... Coached at Camden Fairview High School by Cecil Ray Cossey.

### PERSONAL

Born on March 26, 1997 ... Son of Edwin and Valerie Keaton ... Finance major ... 2016 Fall SEC Academic Honor Roll honoree.



**15 COLE KELLEY**  
Lafayette, La. | Teurlings Catholic HS

R-FR QB 6-7 268

### FRESHMAN (2016)

Redshirted as a true freshman.

### HIGH SCHOOL

A four-star recruit by ESPN with a grade of 80 ... Earned a three-star rating from 247Sports, Rivals and Scout ... A consensus top 100 quarterback in the country with a best of No. 16 by ESPN ... No. 2 quarterback in the state of Louisiana by Scout ... ESPN ranked him as the No. 28 player in the state of Louisiana ... Tabbed the No. 51 player in the state of Louisiana by 247Sports and No. 54 by Scout ... As a senior, passed for 3,203 yards and 28 touchdowns while completing 219 of 384 passes in helping the Rebels and head coach Sonny Charpentier to a 10-4 record and the state semifinals ... Also rushed 118 times for 286 yards and eight touchdowns ... A Louisiana Sports Writers Association 2015 Class 4-A honorable mention ... Participated in the 2015 Rivals Quarterback Challenge at Cedar Hill High School in Cedar Hill, Texas ... Helped lead his team to a 9-2 record and the state quarterfinals as a junior, throwing for 2,980 yards and 27 touchdowns thanks to four 300-plus yard passing games ... Also rushed for 18 yards and three touchdowns ... Had six games with three or more touchdown passes, including a six-touchdown performance in the Rebels' 65-35 win over Northside High School (Nov. 7, 2014) ... Named to the 2014 District 5-4A All District Team, All-State first team, All-Acadian first team, and earned Offensive MVP acclaim ... Has been clocked at 4.9 in the 40-yard dash ... Also played basketball, averaging 19 points and 10 rebounds as a junior ... Chose Arkansas over Colorado State, Kentucky, Louisiana Tech, Louisiana, Oklahoma State, Southern Miss and Tulane.

### PERSONAL

Born on Oct. 27, 1997 ... Son of Roger and Sheri Kelley ... Dad played at Louisiana-Monroe and his brother Lance played at Louisiana ... Recreation and sport management major ... 2016-17 First-Year SEC Academic Honor Roll honoree.



**38 BLAKE KERN**  
Lamar, Ark. | Lamar HS

R-FR TE 6-4 245

### FRESHMAN (2016)

Redshirted as a true freshman.

### HIGH SCHOOL

Hauled in 16 receptions for 332 yards and nine touchdowns as a senior ... Rushed for 675 yards on 88 carries and six touchdowns ... Recorded 61 tackles, 2.0 tackles for loss, 2.0 sacks, three interceptions, a forced fumble, a recovered fumble and one pass deflection at defensive end ... Coached by Josh Jones.

### PERSONAL

Born on Aug. 25, 1997 ... Son of Bart and Aimee English ... Has a younger sister, Taylor English ... Recreation and sport management major.



**87 JACK KRAUS**  
Bentonville, Ark. | Bentonville HS

JR TE 6-5 248

### SOPHOMORE (2016)

Saw time in 11 games ... Started on kickoff-coverage unit and was used primarily as a blocking tight end ... Didn't record any statistics.

### REDSHIRT FRESHMAN (2015)

Played in 11 contests, mostly on special teams ... Didn't record any statistics.

### FRESHMAN (2014)

Redshirted as a true freshman.

### HIGH SCHOOL

Earned three stars by ESPN, Rivals, Scout and 247Sports ... Rivals ranked him as the No. 7 prospect from Arkansas, and ESPN ranked him eighth in Arkansas and the nation's No. 31 tight end ... Named to the Hawks247 all-state team for the Class of 2014 ... Helped lead Bentonville High School to three straight 7A state championship games ... Caught 12 passes for 137 yards and two touchdowns while grading at 84 percent blocking and registering 40 knockdown blocks for the 2013 state championship team that finished 11-2 ... Caught 19 passes for 242 yards and three touchdowns and had 72 knockdown blocks during his junior year ... Recorded 112 receiving yards, one touchdown and 42 knockdowns during his sophomore year ... Led the Tigers to a 36-4 record over his three years ... An honor-roll student all four years and also played basketball while volunteering with the Boys and Girls Club of Bentonville ... Coached by Barry Lunney Sr. ... Committed to Arkansas following his junior season.

### PERSONAL

Born on May 12, 1995 ... Son of Paul and Christine Kraus ... Marketing major ... Two-time Fall SEC Academic Honor Roll honoree (2015, 16) after making the 2014-15 First-Year SEC Academic Honor Roll.



## 19 GIOVANNI LaFRANCE

New Orleans, La. | Saint Augustine HS

R-FR LB 6-0 239

### FRESHMAN (2016)

Redshirted as a true freshman.

### HIGH SCHOOL

A consensus three-star recruit by ESPN, Rivals, Scout and 247Sports ... Rated as the No. 23 inside linebacker in the class of 2016 by 247Sports ... Ranked as the No. 32 outside linebacker in the nation by ESPN ... Listed as the No. 54 inside linebacker in the country and No. 1 inside linebacker in the state of Louisiana by Scout ... Earned an ESPN scout grade of 78 as the No. 36 player in the state of Louisiana ... A consensus top 50 player in the state of Louisiana by ESPN, 247Sports (No. 42) and Rivals (No. 50) ... Registered over 250 tackles in his two years at Saint Augustine, earning All-District honors both seasons ... Named to the New Orleans Advocate Large School All-Metro second team as a senior ... Totaled 99 tackles, including 73 solo, eight tackles for loss and five sacks during his senior season at Saint Augustine under head coach Al Jones ... Put together five double-digit tackle performances during the 11-game season while also rushing for 128 yards and four touchdowns ... Had 88 tackles, 12 tackles for loss, five sacks and two forced fumbles as a junior after a 76-tackle sophomore campaign ... Selected Arkansas over Louisville, Texas Tech, Oklahoma State, Arizona State, Cal, Utah and others.

### PERSONAL

Born on April 26, 1997 ... Son of Garland LaFrance and Brandi Green ... Recreation and sport management major.



## 28 JOSH LIDDELL

Pine Bluff, Ark. | Dollarway Senior HS

SR DB 6-1 211

### JUNIOR (2016)

Started all 13 games at free safety, which pushed his streak to 20 straight ... Ranked second on the team and led all defensive backs in tackles with 63 ... Recorded 2.0 tackles for loss (-8) ... Tied for the team lead in interceptions with two ... Logged at least eight tackles in three games ... Collected multiple tackles in all 13 games ... **vs. Alcorn State (Oct. 1):** Recorded his first interception of the season in the third quarter, which led to an Arkansas TD five plays later ... **vs. No. 12 Ole Miss (Oct. 15):** Matched his career high and tied for the team lead in tackles with nine, including six in the first half ... **vs. No. 11 Florida (Nov. 5):** Broke up a pass, which teammate Santos Ramirez intercepted and returned 25 yards for a score on the first play of Florida's first offensive series ... Picked off a pass of his own early in the second quarter ... Helped hold the Gators to 241 yards of total offense, including a season-low 12 yards rushing on 14 carries.

### SOPHOMORE (2015)

Played in all 13 games and made 10 starts ... Started the final seven contests of the season ... Ranked sixth on the team in tackles with 52 ... Tallied 1.5 tackles for loss, forced one fumble and broke up three passes ... Tied for the team lead in interceptions with two ... Logged at least eight tackles in three games ... Totaled 23 tackles, including 1.0 for loss, and one interception during his last four games ... **at No. 8 Alabama (Oct. 10):** Pulled down his first career interception in the first quarter ... **vs. Auburn (Oct. 24):** Made a career-high nine tackles, forced one fumble and broke up two passes ... Broke up a fourth-down pass during the fourth overtime to end the game and help Arkansas clinch the victory ... **at No. 9 LSU (Nov. 14):** Made eight tackles, including four solo stops ... **vs. Mississippi State (Nov. 21):** Followed up with nine tackles, including six of the solo variety ... **vs. Missouri (Nov. 27):** Notched his second interception of the season on fourth-and-10 at the 1:10 mark in the fourth quarter ... **vs. Kansas State (Jan. 2):** Credited with five tackles and one pass breakup in the 2016 AutoZone Liberty Bowl.

### FRESHMAN (2014)

Saw action in 12 games and started two at strong safety as a true freshman ... Registered 12 tackles and one pass breakup on the year ... **vs. Northern Illinois (Sept. 20):** Recorded four tackles in the non-conference win ... **vs. No. 8 Ole Miss (Nov. 22):** Notched his first career start and registered three tackles in Arkansas'

second-consecutive shutout win ... **vs. Texas (Dec. 29):** Posted two tackles in the Razorbacks' AdvoCare V100 Texas Bowl victory.

### HIGH SCHOOL

Ranked as a three-star prospect by 247Sports and ESPN ... Ranked No. 3 overall in Arkansas and as the No. 38 safety in the country by 247Sports ... Played on both sides of the ball, seeing action at safety, running back and quarterback ... Led Dollarway High School to an undefeated conference season, the 2-4A title and the semifinal round of the state playoffs playing quarterback in 2013 ... As a senior, he completed 44 of 58 passes for 1,257 yards and 15 touchdowns while also rushing 112 times for 1,278 yards and 21 touchdowns ... Tallied 45 tackles, three interceptions and five pass breakups ... In his junior season, he made 50 tackles and four interceptions while contributing 1,500 rushing yards, 300 receiving yards and 13 total touchdowns ... As a sophomore, he recorded 45 tackles and 12 interceptions in addition to 800 rushing yards and 10 touchdowns ... Coached by Cortez Lee ... Chose Arkansas over many offers, including Boise State.

### PERSONAL

Born on Feb. 15, 1996 ... Son of James and Vickie Ann Liddell ... Recreation and sport management major ... Two-time Fall SEC Academic Honor Roll honoree (2015, 16).

### CAREER STATS

	GP/GS	UA	A	TOT	TFL-YDS	SCK-YDS	FF	FR-YDS	INT-YDS	QBH	BRUP
2014	12/2	4	8	12	0.0-0	0.0-0	0	0-0	0-0	0	1
2015	13/10	28	24	52	1.5-2	0.0-0	1	0-0	2-0	0	3
2016	13/13	35	28	63	2.0-8	0.0-0	1	0-0	2-2	0	4
<b>TOTAL</b>	<b>38/25</b>	<b>67</b>	<b>60</b>	<b>127</b>	<b>3.5-10</b>	<b>0.0-0</b>	<b>2</b>	<b>0-0</b>	<b>4-2</b>	<b>0</b>	<b>8</b>

### 2016 GAME-BY-GAME

	GP/GS	UA	A	TOT	TFL-YDS	SCK-YDS	FF	FR-YDS	INT-YDS	QBH	BRUP
LOUISIANA TECH	1/1	3	2	5	0.0-0	0.0-0	0	0-0	0-0	0	0
at TCU	1/1	1	2	3	0.0-0	0.0-0	0	0-0	0-0	0	0
TEXAS STATE	1/1	0	2	2	0.0-0	0.0-0	0	0-0	0-0	0	0
vs. Texas A&M	1/1	3	1	4	1.0-3	0.0-0	0	0-0	0-0	0	1
ALCORN STATE	1/1	4	2	6	1.0-5	0.0-0	0	0-0	1-2	0	0
ALABAMA	1/1	2	2	4	0.0-0	0.0-0	0	0-0	0-0	0	0
OLE MISS	1/1	8	1	9	0.0-0	0.0-0	1	0-0	0-0	0	1
at Auburn	1/1	4	4	8	0.0-0	0.0-0	0	0-0	0-0	0	0
FLORIDA	1/1	1	1	2	0.0-0	0.0-0	0	0-0	1-0	0	1
LSU	1/1	4	4	8	0.0-0	0.0-0	0	0-0	0-0	0	0
at Mississippi State	1/1	3	2	5	0.0-0	0.0-0	0	0-0	0-0	0	1
at Missouri	1/1	2	0	2	0.0-0	0.0-0	0	0-0	0-0	0	0
vs. Virginia Tech	1/1	0	5	5	0.0-0	0.0-0	0	0-0	0-0	0	0
<b>TOTAL</b>	<b>13/13</b>	<b>35</b>	<b>28</b>	<b>63</b>	<b>2.0-8</b>	<b>0.0-0</b>	<b>1</b>	<b>0-0</b>	<b>2-2</b>	<b>0</b>	<b>4</b>

### 2015 GAME-BY-GAME

	GP/GS	UA	A	TOT	TFL-YDS	SCK-YDS	FF	FR-YDS	INT-YDS	QBH	BRUP
UTEP	1/1	0	3	3	0.5-1	0.0-0	0	0-0	0-0	0	0
TOLEDO	1/1	2	4	6	0.0-0	0.0-0	0	0-0	0-0	0	0
TEXAS TECH	1/1	3	0	3	0.0-0	0.0-0	0	0-0	0-0	0	0
vs. Texas A&M	1/0	1	0	1	0.0-0	0.0-0	0	0-0	0-0	0	0
at Tennessee	1/0	0	0	0	0.0-0	0.0-0	0	0-0	0-0	0	0
at Alabama	1/0	0	0	0	0.0-0	0.0-0	0	0-0	1-0	0	0
AUBURN	1/1	4	5	9	0.0-0	0.0-0	1	0-0	0-0	0	2
UT MARTIN	1/1	1	2	3	0.0-0	0.0-0	0	0-0	0-0	0	0
at Ole Miss	1/1	2	2	4	0.0-0	0.0-0	0	0-0	0-0	0	0
at LSU	1/1	4	4	8	0.0-0	0.0-0	0	0-0	0-0	0	0
MISSISSIPPI STATE	1/1	6	3	9	0.0-0	0.0-0	0	0-0	0-0	0	0
MISSOURI	1/1	1	0	1	1.0-1	0.0-0	0	0-0	1-0	0	0
vs. Kansas State	1/1	4	1	5	0.0-0	0.0-0	0	0-0	0-0	0	1
<b>TOTAL</b>	<b>13/10</b>	<b>28</b>	<b>24</b>	<b>52</b>	<b>1.5-2</b>	<b>0.0-0</b>	<b>1</b>	<b>0</b>	<b>2-0</b>	<b>0</b>	<b>3</b>





## RETURNING PLAYERS



**42** CONNOR LIMPERT  
Allen, Texas | Allen HS

SO K 6-1 180

### FRESHMAN (2016)

Served as the team's primary kickoff specialist ... Kicked off 43 times for 2,656 yards in nine games ... Nine of his kickoffs were touchbacks.

### HIGH SCHOOL

Ranked the No. 35 kicker in the class by ESPN with a grade of 73 ... A four-year letterwinner at Allen High School under head coach Tom Westerberg ... As a senior, earned All-County first team special teams honors, was named to the All-District 6A second team and was selected as a Kohl's High School All-American honorable mention ... Helped the Eagles to a 14-1 record and the Texas 6A D1 state semifinals ... Made 84 of 87 PAT attempts for a conversion rate of 96.55 ... Booted through 19 of 24 field goals with a long of 48 ... As a junior, converted seven of seven PAT attempts ... Made 28 of 31 PAT attempts and one of four field goal attempts as a sophomore ... In his freshman season, made 36 of 43 PAT attempts and three of four field goals.

### PERSONAL

Born on Oct. 17, 1997 ... Son of Lisa and the late Scott Limpert ... Has one sister, Nicole ... Recreation and sport management major.



**18** JACK LINDSEY  
Fayetteville, Ark. | Springdale HS

R-FR QB 6-2 194

### FRESHMAN (2016)

Redshirted as a true freshman.

### HIGH SCHOOL

As a senior, completed 201 of 365 passes for 2,226 yards, which ranked second in the Arkansas 7A West Conference ... Tossed 16 touchdown passes and rushed for a pair of touchdowns while throwing just six interceptions ... Led Springdale to its first playoff appearance since 2011 under first-year head coach Zak Clark, who spent the previous five seasons as an assistant at Fayetteville High School.

### PERSONAL

Born on May 6, 1998 ... Part of a long line of Razorbacks ... Son of Lyndy and Laura Lindsey ... Lyndy was a four-year letterwinner at Arkansas from 1988-91 ... Grandson of former Razorback great Jim Lindsey, who was a captain on the 1964 national championship team ... Nephew of Springdale head coach Zak Clark, who lettered at Arkansas from 2000-01 ... Has two younger brothers, Sam and Link, and a younger sister Libby ... Recreation and sport management major.



**26** RYDER LUCAS  
The Woodlands, Texas | College Park HS

JR DB 6-0 195

### SOPHOMORE (2016)

Played in all 13 games ... Started and played a key role on the kick coverage teams all season ... Led the team with 13 tackles on special teams ... 11 tackles came on kickoff returns and two were on punt returns ... Collected a tackle in eight games, including four straight from Weeks 2 to 5 ... **at Mississippi State (Nov. 19):** Tallied a career-high four tackles, all on kickoff returns.

### REDSHIRT FRESHMAN (2015)

Participated in six contests, mostly on special teams ... Made four tackles ... Returned one kickoff for eight yards.

### FRESHMAN (2014)

Redshirted as a true freshman.

### HIGH SCHOOL

Attended College Park High School in The Woodlands, Texas, and played under head coach Richard Carson ... Collected 83 solo tackles and 95 total tackles during his varsity career ... Averaged 3.4 tackles per game and added one sack and three interceptions over three years on varsity.

### PERSONAL

Born on Aug. 9, 1995 ... Son of Mike and Dana Lucas ... Recreation and sport management major ... Two-time Fall SEC Academic Honor Roll honoree (2015, 16).



**43** GEORGE MADDEN  
Blanchard, Okla. | Blanchard HS

SO LS 6-1 225

### REDSHIRT FRESHMAN (2016)

Didn't see any game action.

### FRESHMAN (2015)

Redshirted as a true freshman.

### HIGH SCHOOL

A four-year varsity football letterman as starting defensive end, right guard and long snapper ... Selected as team captain for the Lions ... Named a finalist for the 2015 Army All American Game at long snapper ... Aided the Lions to the 2013 Oklahoma 3A State Football Championships as a junior ... Made all but one punt snaps without a miss or blocked punt and was named the Overall Player of the Game in game six and Defensive Player of the Game in game seven during junior campaign ... Helped Blanchard High School to the 2012 Oklahoma 3A State Championship as a sophomore, while being named the Offensive Player of the Game in the semi-final contest ... Made all punt snaps without a miss or blocked punt as a sophomore ... Coached by Jeff Craig ... Also earned varsity letters in wrestling, power lifting and track and field ... Placed fifth at the 2014 Oklahoma Power Lifting State Championship.

### PERSONAL

Born on June 7, 1996 ... Son of George and Laura Madden ... Recreation and sport management major.

# RETURNING PLAYERS



**73 DEION MALONE**  
Batesville, Miss. | Northwest CC (Miss.)

JR OL 6-3 304

**JUNIOR (2016)**  
Redshirted as a junior.

**NORTHWEST CC (2015-16)**  
An early enrollee who was a three-star recruit according to ESPN, 247Sports and Scout ... Rated the No. 5 junior college offensive guard with a grade of 76 by ESPN ... 247Sports ranked him No. 112 among all junior college players and the No. 7 junior college offensive guard ... Named to the 2015 MACJC All-State first team and the NJCAA Region 23 All-Region team ... Played for head coach Jack Wright ... Started 12 games at right tackle as a sophomore ... Helped Northwest [Miss.] C.C. finish 11-1 and win the NJCAA national championship this season, the school's first title since 1992 ... Helped the offense surpass the 40-point plateau six times this season as the Rangers averaged 38.7 points per game ... Part of an offensive line that allowed the Rangers to rush for 2,282 yards and pass for 3,488 yards, averaging 480.8 yards per game — the ninth-highest total among NJCAA teams ... Also helped pave the way for running back Justin Crawford who led the NJCAA in yards rushing with 1,610 ... Started in all 10 games at right tackle as a freshman ... Part of an offensive line that blocked for running back Justin Crawford who led the NJCAA in yards rushing (1,551) ... Chose Arkansas over Mississippi State, Memphis, East Carolina and Southern Miss.

**HIGH SCHOOL**  
Played for head coach Lance Pogue at South Panola High School ... Helped the Tigers to a 13-2 record and the Class 6A Region 1 title as a senior ... Named to the 2013 All-Gridiron second team ... Also received first-team all-district and second-team all-state honors ... Participated in the Mississippi-Alabama All-Star Game.

**PERSONAL**  
Born on Nov. 3, 1995 ... Son of Sturleen Hoskins and Charles Malone ... Has two siblings, Ketrick and Shaquito ... Given name is Terrance ... Recreation and sport management major.



**31 CONNOR McPHERSON**  
The Woodlands, Texas | College Park HS

SR RB 5-7 192



**JUNIOR (2016)**  
Carried twice for four yards against Alcorn State (Oct. 1).

**SOPHOMORE (2015)**  
Didn't appear in any games.

**REDSHIRT FRESHMAN (2014)**  
Didn't appear in any games.

**FRESHMAN (2013)**  
Redshirted as a true freshman.

**HIGH SCHOOL**  
Played under head coach Richard Carson ... Gained 1,200 yards as a running back and averaged 6.9 yards per carry on 175 touches ... Added 18 total touchdowns over three years at College Park High School.

**PERSONAL**  
Born on Feb. 26, 1995 ... Son of Brian and Leslie ... Pursuing a master's degree in business ... Earned his undergraduate degree in finance in December 2016 ... 2016 Fall SEC Academic Honor Roll Honoree.



**42 JONATHAN MARSHALL**  
Shepherd, Texas | Shepherd HS

R-FR DL 6-3 310

**FRESHMAN (2016)**  
Redshirted as a true freshman.

**HIGH SCHOOL**  
A consensus three-star recruit by ESPN, Rivals, Scout and 247Sports ... Ranked as the No. 17 strong-side defensive end in the country and the No. 374 overall recruit by 247Sports ... Top 50 player in the state of Texas by 247Sports and No. 77 by ESPN ... Rated as the No. 57 defensive end by ESPN and No. 59 by Scout ... Labeled the No. 11 defensive end in the state of Texas by Scout ... Finished with a three-star rating as the No. 30 strong-side defensive end in the nation No. 93 ranking in the state of Texas by 247Sports Composite, a combined index of national recruiting rankings ... Earned 4A All-State second team honors from Texas Associated Press Sports Editors as a senior in 2015 under the guidance of head coach Chip Keel ... Also named the District 8-4A Division II Defensive MVP ... Produced 71 tackles, 21 tackles for loss and 10 sacks as a junior ... Named to the 8-4A All-District second team in 2014 ... Earned District 22-3A Newcomer of the Year as a sophomore after 22 of his 39 tackles went for a loss, highlighted by five sacks ... Four-year letterwinner in basketball at Shepherd under head coach Jeremy Bennett ... Earned 23-4A All-District second team honors as a junior ... Scored over 1,100 points and grabbed more than 800 rebounds in his career ... Has collected 28 career double-doubles ... Qualified for regionals in the shot put ... Chose Arkansas over Oklahoma State, TCU, Nebraska and others.

**PERSONAL**  
Born on Sept. 16, 1997 ... Son of John and Wynne Marshall ... Cousin, Cedric Reed, played at Texas and is currently with the Buffalo Bills ... Relative, Cedric Hardman, was the ninth overall pick of the 1970 NFL Draft by the San Francisco 49ers and is currently the franchise's all-time leader with 112.5 sacks ... Recreation and sport management major.



**79 JALEN MERRICK**  
Oak Hill, Fla. | New Smyrna Beach HS

SO OL 6-4 322

**REDSHIRT FRESHMAN (2016)**  
Saw action in nine games ... Contributed on PAT protection unit.

**FRESHMAN (2015)**  
Redshirted as a true freshman.

**HIGH SCHOOL**  
An early enrollee who was a consensus four-star recruit by Rivals, ESPN, Scout and 247Sports ... Checked in at No. 203 in the Rivals250, the 14th-best offensive guard in the nation and 35th-best player in Florida ... Scout listed him as the No. 12 offensive guard nationally, the No. 31 recruit in Florida and No. 257 prospect overall ... ESPN ranked him No. 272 in the ESPN 300 and graded him as the No. 20 offensive guard nationally and the No. 51 prospect in Florida ... The No. 15 offensive guard and No. 37 player in the state of Florida according to 247Sports ... 247Sports Composite, a combined index of national recruiting rankings, listed him as the No. 15 offensive guard, No. 32 player in Florida and No. 243 prospect in the nation ... Named to the All-USA Florida football team at offensive line by USA Today ... Coached by Lance Jenkins ... Also participated in basketball, weightlifting and track and field ... Chose Arkansas over numerous offers, including Alabama, LSU, Ohio State, Florida, Florida State, Georgia, South Carolina, Oklahoma, Wisconsin, Ole Miss, Mississippi State, Miami, Michigan State, Tennessee, Kentucky and others.

**PERSONAL**  
Born on Sept. 7, 1996 ... Son of John and Freda Merrick ... Recreation and sport management major.





# RETURNING PLAYERS



**38 REID MILLER**  
Hollidaysburg, Pa. | IMG Academy (Fla.)

JR DB 5-9 201

### SOPHOMORE (2016)

Appeared in all 13 games, mostly on special teams ... Totaled nine tackles, including five on kickoffs ... Earned a scholarship prior to the season.

### FRESHMAN (2015)

Played in 12 games, mostly on special teams ... Made two tackles.

### HIGH SCHOOL

Transferred to IMG Academy from Hollidaysburg High School for senior campaign ... Enrolled early with the Razorbacks and participated in team activities during the spring semester ... Helped IMG Academy finish 10-1 in just its second season of varsity football ... Posted 83 tackles, two interceptions, three forced fumbles and seven pass breakups as a senior ... Tallied 94 tackles, two interceptions and 10 forced fumbles in his junior campaign at Hollidaysburg ... Saw action on both sides of the ball as a sophomore, tallying 32 carries for 431 rushing yards and 40 tackles and five pass breakups ... Played at IMG Academy with fellow Razorback Hjalte Froholdt and was coached by Chris Weinke ... Also played baseball and basketball.

### PERSONAL

Born on Dec. 13, 1996 ... Son of Robert and Marybeth Miller ... Supply chain management major ... Two-time Fall SEC Academic Honor Roll honoree (2015, 16).



**31 GRANT MORGAN**  
Greenwood, Ark. | Greenwood HS

R-FR LB 5-11 220

### FRESHMAN (2016)

Redshirted as a true freshman.

### HIGH SCHOOL

Tabbed the No. 22 player in the state of Arkansas and the No. 71 inside linebacker in the class by 247Sports ... A three-year letterwinner at Greenwood High School ... Named the 2015 Arkansas Democrat-Gazette Defensive Player of the Year, Southwest Times Record Player of the Year and earned Arkansas Democrat-Gazette All-Prep honors as a senior ... Selected to the All-Arkansas Varsity first team defense ... Finished the season with 149 tackles, including 25 for loss, three sacks, four pass deflections and two fumble recoveries ... Also had 11 receptions for 283 yards and five touchdowns ... Helped Greenwood High School to a 12-1 record and the 6A state championship where he tallied 13 tackles ... Earned All-State honors as a junior ... Logged 80 tackles, including 10 for loss, one sack, three interceptions and three fumble recoveries ... Also caught six passes for 122 yards and two touchdowns, helping the Bulldogs to a 7-5 record and the second round of the 6A state playoffs ... As a sophomore, registered 88 tackles, including 17 for loss, two quarterback hurries, two forced fumbles, three interceptions and one pass breakup ... Also had 16 receptions for 202 yards and six touchdowns ... Coached by head coach Rick Jones ... Chose Arkansas over Air Force, Central Arkansas, Tulsa and others.

### PERSONAL

Born on Jan. 23, 1998 ... Son of Matt Morgan and Annie Shaw ... Younger brother of former Arkansas wide receiver Drew Morgan ... Also has two younger sisters, Paige and MJ, and a younger step brother, Braden ... Kinesiology major.



**85 CHEYENNE O'GRADY**  
Fayetteville, Ark. | Fayetteville HS

SO TE 6-4 253

### REDSHIRT FRESHMAN (2016)

Scored his first career touchdown on a 28-yard reception in the Belk Bowl (Dec. 29) against Virginia Tech ... Played in eight games with three receptions for 60 yards ... Two of his three catches went for 20-plus yards and two resulted in a first down ... **at Mississippi State (Nov. 19):** First career catch was a 23-yard grab in the second quarter ... **vs. Virginia Tech (Dec. 29):** Finished third on the team with 40 receiving yards on two catches.

### FRESHMAN (2015)

Redshirted as a true freshman.

### HIGH SCHOOL

Earned four stars by Rivals, ESPN and 247Sports and earned four stars by 247Sports Composite, a combined index of national recruiting rankings ... Named the top recruit in the Natural State and the No. 2 tight end in the nation by both Rivals and 247Sports ... Rivals ranked him as the No. 90 overall prospect in the Rivals100 ... Ranked as the 130th-best player in the Top247 by 247Sports ... ESPN listed him as the third-best tight end in the nation and the 193rd-best player in the ESPN 300 ... The No. 2 player in the HawgSports.com Natural 21 rank of prospects from Arkansas ... Was invited to play in the Semper Fidelis All-American Bowl ... Named to the 2014 Associated Press Super Team for the state of Arkansas ... Earned All-ArkansasVarsity.com First Team honors at tight end ... Earned all-state honors at tight end in Arkansas Class 7A West ... Helped lead Fayetteville High School to a 13-3 record and the Arkansas class 7A state championship game in 2014 ... Caught 41 passes for 766 yards (18.7 avg.) and 11 touchdowns as a senior ... Tallied 45 receptions for 884 yards (19.6 avg.) and 14 touchdowns as a junior ... High school teammate of fellow Razorback Dre Greenlaw ... Coached by Daryl Patton ... Chose Arkansas over offers from Texas, Oklahoma, Ole Miss, Mississippi State and several others.

### PERSONAL

Born on Sept. 20, 1996 ... Son of Jessika O'Grady and the late Larry Marks, who was a three-year letterman in men's basketball at Arkansas from 1988-90 ... Recreation and sport management major.

### CAREER STATS

	RECEIVING						RUSHING					
	GP/GS	REC	YDS	AVG	TD	LNG	ATT	YDS	AVG	TD	LNG	
2016	8/0	3	63	21.0	1	28	0	0	0.0	0	0	
<b>TOTAL</b>	<b>8/0</b>	<b>3</b>	<b>63</b>	<b>21.0</b>	<b>1</b>	<b>28</b>	<b>0</b>	<b>0</b>	<b>0.0</b>	<b>0</b>	<b>0</b>	



# RETURNING PLAYERS



**16** **LA'MICHAEL PETTWAY**  
Nashville, Ark. | Nashville HS

**SO** **WR** **6-2** **220**

**REDSHIRT FRESHMAN (2016)**

Played in 10 games ... Had one catch for a 10-yard TD against Alcorn State (Oct. 1).

**FRESHMAN (2015)**

Redshirted as a true freshman.

**HIGH SCHOOL**

Earned four stars according to ESPN, who ranked him the No. 8 player in Arkansas and the No. 60 wide receiver in the nation ... Rated a three-star prospect by Rivals, Scout and 247Sports ... Listed as the No. 9 player in the Natural State and No. 55 wide receiver according to 247Sports ... Three-star prospect that ranked No. 8 in Arkansas and No. 45 nationally at his position by 247Sports Composite, a combined index of national recruiting rankings ... Ranked No. 10 in the state by Rivals and checked in at No. 10 on the Natural 21 by HawgSports.com ... Earned Associated Press Arkansas Super Team honors at defensive back in 2014 ... Named first team All-ArkansasVarsity.com at wide receiver as a senior ... Recognized twice on the Arkansas class 4A all-state team ... Was named a finalist for the 4A Offensive Player of the Year ... Helped Nashville win its region and advance to the state quarterfinals in 2014 ... Caught 54 passes for 913 yards (16.9 avg.) and 18 touchdowns as a senior ... Also played defensive back and posted 45 tackles and eight interceptions ... As a junior, he hauled in 56 passes for 1,056 yards (18.8 avg.) and 15 touchdowns ... Recorded 14 tackles, two interceptions and one fumble recovery on defense ... Coached by Billy Dawson ... Also participated in basketball and track and field ... Chose Arkansas over offers from Alabama, Auburn, LSU, Ohio State, Ole Miss, Nebraska, Louisville and others.

**PERSONAL**

Born on March 20, 1997 ... Son of Michael and Linda Pettway ... Cousin, Kamryn Pettway, is a senior running back at Auburn ... Cousin, D.J. Pettway, was a defensive lineman at Alabama from 2011-15 ... Criminal justice major.

**CAREER STATS**

	RECEIVING						RUSHING					
	GP/GS	REC	YDS	AVG	TD	LNG	ATT	YDS	AVG	TD	LNG	
2016	10/0	1	10	10.0	1	10	0	0	0.0	0	0	
<b>TOTAL</b>	<b>10/0</b>	<b>1</b>	<b>10</b>	<b>10.0</b>	<b>1</b>	<b>10</b>	<b>0</b>	<b>0</b>	<b>0.0</b>	<b>0</b>	<b>0</b>	



**34** **TYLER PHILLIPS**  
North Little Rock, Ark. | North Little Rock HS

**SO** **LB** **6-1** **224**

**REDSHIRT FRESHMAN (2016)**

Appeared in seven games, mostly on special teams ... Didn't record any statistics.

**FRESHMAN (2015)**

Redshirted as a true freshman.

**HIGH SCHOOL**

Named a three-star prospect by 247Sports ... Ranked No. 20 in Arkansas in HawgSports' post-season Natural 21 rankings ... Ranked the No. 28 Arkansas recruit and No. 131 safety in nation by 247Sports ... Pegged the No. 127 safety and No. 24 prospect in Arkansas by 247Sports Composite, a combined index of national recruiting rankings ... Logged 114 tackles, including 22 for a loss, and five sacks as a senior ... Also added one interception, eight pass breakups and one defensive touchdown ... Appeared at Nike's The Opening camp where he recorded one of the nation's top scores of 143.00 in the SPARQ competition, which tests prospects in speed, agility, power and vertical jumps ... Coached by Brad Bolding.

**PERSONAL**

Born on Oct. 10, 1996 ... Son of Tanya Phillips ... Journalism major ... 2016 Fall SEC Academic Honor Roll honoree.



**14** **CARSON PROCTOR**  
Vero Beach, Fla. | Vero Beach HS

**R-FR** **QB** **6-3** **212**

**FRESHMAN (2016)**

Redshirted as a true freshman.

**HIGH SCHOOL**

Helped Vero Beach to an undefeated season in 2015 under head coach Lenny Jankowski ... Completed 180 of 280 passes for 2,515 yards and 23 touchdowns as a senior ... Received honorable mention on The Associated Press Florida All-State Football Class 8A team and received first-team honors on the Florida High School Football Class 8A 2015 Elite Team ... Named the Florida Athletics Coaches Association 8A Player of the Year.

**PERSONAL**

Born on July 29, 1997 ... Son of Donald and Allison Proctor ... Has two older siblings, Collier and Anderson ... Uncle Burke Collins (1991), grandfather Jack Altman Collins (1959-1961), and great grandfather Jack Allison Collins (1934-36) played football at the University of Texas ... Business economics major.



## 11 RYAN PULLEY

Fort Myers, Fla. | Island Coast HS

JR DB 5-11 196

### SOPHOMORE (2016)

Shown impressive ability in press coverage ... Started the final 12 games and led the team with 13 pass breakups and finished fifth with 47 tackles ... Forced two interceptions ... His 13 pass breakups also ranked second in the SEC and tied for 12th in the FBS ... 10 pass breakups came against Power 5 opponents ... Broke up at least one pass in nine games ... Allowed just 28 of 63 passes thrown his way to be caught for 336 yards ... Allowed just one touchdown in coverage, which came in the final game of the season ... **at No. 15 TCU (Sept. 10):** Broke up a career-high four passes and held Taj Williams — TCU's top receiver in 2016 — without a catch in his second career start at cornerback ... Helped shut out TCU in the first half and hold the Horned Frogs to only a touchdown through the first three quarters ... Finished with just two receptions allowed for 11 yards out of seven passes thrown his way ... **vs. Texas State (Sept. 17):** Picked off an errant pass for a 25-yard a touchdown return in the second quarter ... Broke up a pass later in the game ... **vs. No. 12 Ole Miss (Oct. 15):** Knocked away two passes, including one on third down to force a punt in the first quarter ... Collected five tackles ... **vs. No. 11 Florida (Nov. 5):** Allowed just one catch for 14 yards out of five passes thrown his way ... **at Missouri (Nov. 25):** Turned in a career and game-high seven tackles and broke up one pass ... Was thrown at seven times and allowed only two receptions for 19 yards ... **vs. No. 22 Virginia Tech (Dec. 29):** Recorded his third career interception, including his second of the season, with just over a minute remaining in the first quarter and returned it 50 yards ... Added a pair of pass breakups and finished with four tackles.

### FRESHMAN (2015)

Appeared in 10 of 13 games with one start ... Collected 10 tackles and posted one interception ... Finished the season as one of only nine true freshman defensive backs in the SEC to record an interception ... **vs. UT Martin (Oct. 31):** Tallied a season-high four tackles and started at cornerback in the homecoming win ... **vs. Kansas State (Jan. 2):** Sealed the Liberty Bowl win with an interception at the 4:31 mark in the fourth quarter.

### HIGH SCHOOL

A consensus three-star prospect by Rivals, ESPN, Scout and 247Sports ... Listed as the No. 73 cornerback in the nation by Scout ... Pegged the No. 116 cornerback and No. 178 recruit in Florida by 247Sports ... Earned the No. 119 cornerback ranking and the No. 185 prospect in Florida by 247Sports Composite, a combined index of national recruiting rankings ... ESPN ranked him the No. 192 recruit in Florida and No. 120 athlete ... Named team MVP and was a finalist for the News-Press Defensive Player of the Year in 2014 ... Earned second team all-state honors at defensive back as chosen by newspaper editors and reporters ... Saw action on both sides of ball as a senior, tallying 29 total tackles, two interceptions and 16 pass breakups while hauling in 25 receptions for 410 yards and seven touchdowns ... In 2014, Island Coast High School won its district and advanced to the 5A Regional Finals, finishing the season with a 10-3 record ... Coached by Wayne Blair ... Selected Arkansas over Arizona, Indiana, Michigan State and Louisville.

### PERSONAL

Born on Dec. 31, 1995 ... Son of Bruce and Linda Wade ... Cousin, Tyrell Johnson, is a senior wide receiver at Arizona ... Recreation and sport management major.

### CAREER STATS

	GP/GS	UA	A	TOT	TFL-YDS	SCK-YDS	FF	FR-YDS	INT-YDS	QBH	BRUP
2015	10/1	6	4	10	0.0-0	0.0-0	0	0-0	1-8	0	2
2016	13/12	33	14	47	0.5-0	0.0-0	0	1-0	2-75	0	13
<b>TOTAL</b>	<b>23/13</b>	<b>39</b>	<b>18</b>	<b>57</b>	<b>0.5-0</b>	<b>0.0-0</b>	<b>0</b>	<b>1-0</b>	<b>3-83</b>	<b>0</b>	<b>15</b>

### 2016 GAME-BY-GAME

	GP/GS	UA	A	TOT	TFL-YDS	SCK-YDS	FF	FR-YDS	INT-YDS	QBH	BRUP
LOUISIANA TECH	1/0	2	0	2	0.0-0	0.0-0	0	0-0	0-0	0	1
at TCU	1/1	4	0	4	0.0-0	0.0-0	0	0-0	0-0	0	3
TEXAS STATE	1/1	3	0	3	0.0-0	0.0-0	0	0-0	1-25	0	1
vs. Texas A&M	1/1	2	2	4	0.0-0	0.0-0	0	0-0	0-0	0	1
ALCORN STATE	1/1	1	3	4	0.0-0	0.0-0	0	0-0	0-0	0	1
ALABAMA	1/1	3	0	3	0.0-0	0.0-0	0	1-0	0-0	0	0
OLE MISS	1/1	5	0	5	0.0-0	0.0-0	0	0-0	0-0	0	2
at Auburn	1/1	1	1	2	0.0-0	0.0-0	0	0-0	0-0	0	1
FLORIDA	1/1	1	0	1	0.0-0	0.0-0	0	0-0	0-0	0	0
LSU	1/1	2	3	5	0.5-0	0.0-0	0	0-0	0-0	0	0
at Mississippi State	1/1	2	1	3	0.0-0	0.0-0	0	0-0	0-0	0	0
at Missouri	1/1	5	2	7	0.0-0	0.0-0	0	0-0	0-0	0	1
vs. Virginia Tech	1/1	2	2	4	0.0-0	0.0-0	0	0-0	1-50	0	2
<b>TOTAL</b>	<b>13/12</b>	<b>33</b>	<b>14</b>	<b>47</b>	<b>0.5-0</b>	<b>0.0-0</b>	<b>0</b>	<b>1-0</b>	<b>2-75</b>	<b>0</b>	<b>13</b>





**72 FRANK RAGNOW**  
Victoria, Minn. | Chanhassen HS

SR OL 6-5 317

### JUNIOR (2016)

- » SEC Offensive Lineman of the Week (Sept. 19)
- » Orange Bowl Courage Award Nominee
- » Pro Football Focus All-America first team
- » Associated Press All-SEC second team
- » Pro Football Focus All-SEC first team
- » Phil Steele All-America fourth team
- » Phil Steele All-SEC first team
- » Pro Football Focus Best Offensive Lineman
- » Pro Football Focus Best Run Blocker

Started all 13 games — 12 at center and one at right guard — to run his streak to 26 straight ... Graded out as the top center in the nation by PFF twice after his performance during wins over No. 11 Florida and at Mississippi State ... Graded out as a top three center in five of 12 games and earned an 80 percent grade or higher from PFF seven times ... Didn't allow a sack for the second straight season, decreased his total number of pressures allowed from 19 in 2015 to just 12 and helped Arkansas average 6.4 yards per carry on runs between center and left guard during the regular season according to PFF ... Named to the PFF Team of the Week and also earned SEC Offensive Lineman of the Week honors on Sept. 18 ... Played more than 900 snaps ... Helped pave the way for running back Rawleigh Williams III to rush for 1,360 yards, while quarterback Austin Allen threw for 3,430 yards, including a league-best 2,291 in conference play ... Helped lead an offensive line that blocked for 428.4 yards of total offense per game ... Opened holes for Williams and Devwah Whaley to total nine 100-yard rushing performances ... Helped the offense log both 200 yards passing and rushing in the same game five times ... **at No. 15 TCU (Sept. 10):** Gave Allen a key push at the goal line on his 5-yard game-winning TD run in the second overtime at TCU ... Opened lanes for Williams to run for 137 yards and blocked as Allen threw for 233 yards ... **vs. Texas State (Sept. 17):** Named the SEC Offensive Lineman of the Week after making the move from center to right guard and helping Arkansas rush for 226 yards and three scores on the ground ... Graded out at a career-best 92 percent following the win as the offense eclipsed 200 yards rushing and 200 yards passing in the same game for the fourth time in its previous 10 contests ... **vs. Alcorn State (Oct. 1):** Opened lanes for two 100-yard rushers as Devwah Whaley went for 135 yards and a touchdown, while Williams added 126 yards ... Blocked for 559 yards of total offense, including 353 yards on the ground ... **vs. No. 12 Ole Miss (Oct. 15):** Helped the offense rush for 200 yards and pass for 229 in the win ... 180 yards on the ground came from Williams ... **vs. No. 11 Florida (Nov. 5):** Cleared paths for 223 yards rushing, including 148 and two touchdowns by Williams, against the Gators' top-10 run defense ... Provided time for 243 yards passing and 466 yards of total offense ... **at Mississippi State (Nov. 19):** Paved the way for the fourth-most yards in school history as the offense compiled 661 total yards, including 357 on the ground and 304 in the air ... Part of offensive line that didn't allow a sack, which snapped Mississippi State's seven-game streak with at least one sack ... Cleared paths for Williams' career-high 205 yards rushing and four TDs, as well as Whaley's 112 yards and one score on the ground ... Provided time for Allen to complete 18 of 25 passes for 303 yards and two TDs ... **at Missouri (Nov. 25):** Blocked for 500-plus yards of total offense for the third time, including 348 yards through the air and 155 on the ground ... Helped Williams post his seventh 100-yard rushing game and blocked for Allen to tally his fourth 300-yard passing effort.

### SOPHOMORE (2015)

Started all 13 games at right guard ... Helped Arkansas lead the SEC in fewest sacks allowed for the third straight season ... Didn't commit a penalty over the final nine games ... Earned an 80 percent offensive grade or better in six games ... Played over 900 snaps at right guard to earn an average grade of 78 percent ... Totaled 54 knockdowns ... Paved the way for running back Alex Collins to run for over 1,500 yards and become just the third player in SEC history with three straight 1,000-yard campaigns to begin his career ... Collins tied for the SEC lead with 10 100-yard rushing games, equaling Darren McFadden's program single-season record ... Arkansas led the SEC with five 200-yard rushing games in league play and had a total of eight on the year ... **vs. Texas Tech (Sept. 19):** Registered a career and team-high 10 knockdowns and posted an 85 percent grade as Arkansas put together the first of its eight 200-yard rushing performances ... **vs. No. 14 Texas A&M (Sept. 26):** Followed 10 knockdown performance with a team-best eight more and an 80 percent grade ... **at Tennessee (Oct. 3):** Put together third straight game with at least an 80 percent grade, helping pave the way for 250 yards rushing on 50 carries

for Arkansas' first win in Knoxville since 1992 ... **vs. UT Martin (Oct. 31):** Season-best 91 percent grade came during an offensive performance that featured nearly 600 yards of total offense and nine touchdowns ... **at No. 19 Ole Miss (Nov. 7):** Posted an offensive line grade of 85 during a career-high 87 snaps to help Arkansas score 50-plus points for the third straight game during its overtime win ... **at No. 9 LSU (Nov. 14):** Put together an 82 percent grade with four knockdowns as Arkansas ran for 299 yards on 40 carries, highlighted by TD runs of 80 and 69 yards, respectively, for the two longest rushing TDs of the season against LSU.

### FRESHMAN (2014)

- » Coaches All-SEC Freshman team
- » Sporting News All-True Freshman team

Saw action in nine contests as a true freshman center ... Participated in more than 200 snaps, averaging a grade of 70 percent and was only flagged twice ... Blocked for running backs Alex Collins and Jonathan Williams, who were the only FBS teammates to each rush for 1,000-plus yards in the 2014 season ... Helped protect quarterback Brandon Allen as the offensive line led the SEC with 14 sacks allowed ... **vs. Nicholls (Sept. 6):** Tallied five knockdown blocks in the home-opening win ... **at Texas Tech (Sept. 13):** Registered three knockdowns, paving the way for Arkansas to post over 400 yards on the ground in the non-conference road victory ... **at No. 1 Mississippi State (Nov. 1):** Earned a season-high offensive line grade of 89 percent against the top-ranked Bulldogs.

### HIGH SCHOOL

Given four stars from ESPN, Scout and 247Sports ... Ranked as the No. 3 prospect from Minnesota by ESPN, 247Sports and Rivals ... According to 247Sports Composite ranking, he had a grade of 89 and was the country's 24th-best offensive tackle ... One of two 2014 Army All-American Bowl nominees from Minnesota and also was invited to the Offense-Defense All-American Bowl following his senior season ... During his career at Chanhassen High School, was twice named all-state, all-metro and all-conference ... Also played defense and accrued 102 tackles, including 14 sacks, and two fumble recoveries ... In his senior year, he helped the Storm to a school-record seven-game win streak from week three to the quarterfinal round of the sectional playoffs ... Played basketball and contested the shot put and discus throw and was a captain on all three teams ... An honor-roll student ... Coached by Bill Rosberg ... Chose Arkansas over offers from Ohio State, Florida State, Wisconsin, Vanderbilt and Minnesota.

### PERSONAL

Born on May 17, 1996 ... Son of Marty Ragnow and the late Jon Ragnow ... Recreation and sport management major ... 2016 Fall SEC Academic Honor Roll Honoree after making the 2014-15 First-Year SEC Academic Honor Roll.





# RETURNING PLAYERS



**76 PAUL RAMIREZ**  
Rialto, Calif. | San Bernardino Valley CC (Calif.)

SR OL 6-5 308

## JUNIOR (2016)

Saw action in three games ... Contributed on PAT protection unit.

## SAN BERNARDINO VALLEY CC (2015-16)

Earned California Community College Football Coaches Association All-America first team honors and American Division-Mountain Conference All-Conference honors as a sophomore ... A three-star recruit according to Scout and 247Sports ... Rated the No. 7 junior college offensive guard, the No. 13 junior college player in the state of California and the No. 60 overall junior college player in the class by 247Sports ... Helped San Bernardino [Calif.] Valley CC to a 9-2 record and berth in the Golden State Bowl under head coach John Shipp ... Part of an offensive line that helped the Wolverines average 210.2 yards rushing and 256.8 yards passing per game ... Helped the Wolverines surpass the 40-point plateau six times as they averaged 41.4 points per game ... Started all 10 games at offensive tackle as a freshman ... Helped his team to a 6-4 overall record ... Helped the offense surpass the 40-point plateau six times as the Wolverines averaged 36.2 points per game ... Part of an offensive line that paved the way for a rushing attack that averaged 183.5 yards per game ... Chose Arkansas over Louisville, Arizona, Indiana and Purdue.

## HIGH SCHOOL

Played at Rialto High School ... Also played basketball and wrestled.

## PERSONAL

Born on April 4, 1995 ... Son of Pascual and Evangelina Ramirez ... Has older two siblings, Pascual and Jocelyn ... Communication major ... 2016-17 First-Year SEC Academic Honor Roll honoree.



**9 SANTOS RAMIREZ**  
Shreveport, La. | Evangel Christian Academy

JR DB 6-2 198

## SOPHOMORE (2016)

A hard hitting-safety who emerged as a leader in the defensive backfield ... Started seven of 12 games played ... Totaled 43 tackles (30 solo) and returned one interception 24 yards for a touchdown ... Forced two fumbles and broke up two passes ... Tallied a tackle in 10 of 12 games played and made five or more stops six times ... **vs. Louisiana Tech (Sept. 3):** Matched a career high and tied for the team lead in tackles (7) in the start at strong safety ... **at No. 15 TCU (Sept. 10):** Started at strong safety and recorded five solo stops ... Helped shut out TCU in the first half and hold the Horned Frogs to only a touchdown through the first three quarters ... **vs. No. 10 Texas A&M (Sept. 24):** Made his fourth straight start at strong safety ... Collected five tackles and caused Texas A&M wide receiver Christian Kirk to fumble a punt return on the game-opening drive ... His forced fumble led to the Razorbacks' first TD two plays later and less than three minutes into the game ... **vs. No. 12 Ole Miss (Oct. 15):** Delivered a huge hit on Ole Miss quarterback Chad Kelly that forced a fumble out of bounds during a fourth-down scramble late in the fourth quarter to secure the victory ... Finished with four tackles and a pass breakup ... **vs. No. 11 Florida (Nov. 5):** Returned an interception 24 yards for the opening touchdown ... Helped hold the Gators to 241 yards of total offense, including a season-low 12 yards rushing on 14 carries.

## REDSHIRT FRESHMAN (2015)

Started 3 of 12 games played ... Totaled 35 tackles and one interception ... 22 of 35 tackles were solo stops ... Recorded a tackle in 11 of 12 contests ... **vs. No. 14 Texas A&M (Sept. 26):** Made the first start of his career ... Had three tackles and broke up two passes ... **at Tennessee (Oct. 3):** Tallied a career-high seven tackles, all solo, in his second career start ... **at No. 8 Alabama (Oct. 10):** Earned his third straight start ... Recorded his first career interception with 2:26 left in the first half, which set up a Razorback touchdown three plays later.

## FRESHMAN (2014)

Redshirted as a true freshman ... Earned the special teams scout team award.

## HIGH SCHOOL

Three-star prospect according to ESPN, Rivals, Scout and 247Sports ... Earned a scouting grade of 88 and ranked as the No. 28 prospect from Louisiana and the No. 49 safety in the nation by 247Sports ... Rivals ranked him 26th in Louisiana and the No. 50 cornerback in the country ... Named first-team all-state, first-team all-district and first-team all-city as a senior after making 88 tackles and 10 interceptions and helping Evangel Christian to a 10-2 record that included an undefeated season in district play ... The Eagles won the District 1-3A championship and advanced to the Division II state semifinals ... As a junior, he made 76 tackles, four interceptions and 10 pass breakups and was a first-team all-state selection ... In his sophomore year he recorded 33 tackles and grabbed two interceptions ... Also played basketball and ran track ... Coached by Byron Dawson ... Chose Arkansas over offers from LSU, Baylor, Memphis, Southern Miss and Air Force.

## PERSONAL

Born on April 22, 1996 ... Son of Lakenyo Louis ... Recreation and sport management major ... 2016 Fall SEC Academic Honor Roll honoree.

## CAREER STATS

	GP/GS	UA	A	TOT	TFL-YDS	SCK-YDS	FF	FR-YDS	INT-YDS	QBH	BRUP
2015	12/3	22	13	35	0.0-0	0.0-0	0	0-0	1-18	0	3
2016	12/7	30	13	43	0.0-0	0.0-0	2	0-0	1-24	0	2
<b>TOTAL</b>	<b>24/10</b>	<b>52</b>	<b>26</b>	<b>78</b>	<b>0.0-0</b>	<b>0.0-0</b>	<b>2</b>	<b>0-0</b>	<b>2-42</b>	<b>0</b>	<b>5</b>

## 2016 GAME-BY-GAME

	GP/GS	UA	A	TOT	TFL-YDS	SCK-YDS	FF	FR-YDS	INT-YDS	QBH	BRUP
LOUISIANA TECH	1/1	4	3	7	0.0-0	0.0-0	0	0-0	0-0	0	0
at TCU	1/1	5	0	5	0.0-0	0.0-0	0	0-0	0-0	0	1
TEXAS STATE	1/1	1	1	2	0.0-0	0.0-0	0	0-0	0-0	0	0
vs. Texas A&M	1/1	4	1	5	0.0-0	0.0-0	1	0-0	0-0	0	0
ALCORN STATE	- DID NOT PLAY -										
ALABAMA	1/0	0	0	0	0.0-0	0.0-0	0	0-0	0-0	0	0
OLE MISS	1/0	3	1	4	0.0-0	0.0-0	1	0-0	0-0	0	1
at Auburn	1/1	4	2	6	0.0-0	0.0-0	0	0-0	0-0	0	0
FLORIDA	1/1	4	1	5	0.0-0	0.0-0	0	0-0	1-24	0	0
LSU	1/1	3	0	3	0.0-0	0.0-0	0	0-0	0-0	0	0
at Mississippi State	1/0	0	1	1	0.0-0	0.0-0	0	0-0	0-0	0	0
at Missouri	1/0	0	0	0	0.0-0	0.0-0	0	0-0	0-0	0	0
vs. Virginia Tech	1/0	2	3	5	0.0-0	0.0-0	0	0-0	0-0	0	0
<b>TOTAL</b>	<b>12/7</b>	<b>30</b>	<b>13</b>	<b>43</b>	<b>0.0-0</b>	<b>0.0-0</b>	<b>2</b>	<b>0-0</b>	<b>1-24</b>	<b>0</b>	<b>2</b>

## 2015 GAME-BY-GAME

	GP/GS	UA	A	TOT	TFL-YDS	SCK-YDS	FF	FR-YDS	INT-YDS	QBH	BRUP
UTEP	1/0	1	4	5	0.0-0	0.0-0	0	0-0	0-0	0	0
TOLEDO	1/0	0	2	2	0.0-0	0.0-0	0	0-0	0-0	0	0
TEXAS TECH	1/0	1	0	1	0.0-0	0.0-0	0	0-0	0-0	0	0
vs. Texas A&M	1/1	2	1	3	0.0-0	0.0-0	0	0-0	0-0	0	2
at Tennessee	1/1	7	0	7	0.0-0	0.0-0	0	0-0	0-0	0	0
at Alabama	1/1	3	1	4	0.0-0	0.0-0	0	0-0	1-18	0	0
AUBURN	1/0	2	1	3	0.0-0	0.0-0	0	0-0	0-0	0	0
UT MARTIN	- DID NOT PLAY -										
at Ole Miss	1/0	3	1	4	0.0-0	0.0-0	0	0-0	0-0	0	1
at LSU	1/0	0	0	0	0.0-0	0.0-0	0	0-0	0-0	0	0
MISSISSIPPI STATE	1/0	1	0	1	0.0-0	0.0-0	0	0-0	0-0	0	0
MISSOURI	1/0	1	1	2	0.0-0	0.0-0	0	0-0	0-0	0	0
vs. Kansas State	1/0	1	2	3	0.0-0	0.0-0	0	0-0	0-0	0	0
<b>TOTAL</b>	<b>12/3</b>	<b>22</b>	<b>13</b>	<b>35</b>	<b>0.0-0</b>	<b>0.0-0</b>	<b>0</b>	<b>0</b>	<b>1-18</b>	<b>0</b>	<b>3</b>



# RETURNING PLAYERS



**10 RANDY RAMSEY**  
Ft. Lauderdale, Fla. | Dillard HS

JR DE 6-4 228

### SOPHOMORE (2016)

Started three of 12 games played ... Led the team and ranked fourth in the SEC in forced fumbles (3) ... Totaled 23 tackles and tied for third on the team with 5.5 tackles for loss and 2.5 sacks ... Had at least one-half tackle for loss in six games ... Had a quarterback hurry in three straight conference games ... **vs. Louisiana Tech (Sept. 3):** Forced a fumble with a sack for a loss of five yards in the third quarter ... **at No. 15 TCU (Sept. 10):** Collected two tackles, including one-half sack for a loss of three yards in the second quarter ... **vs. Alcorn State (Oct. 1):** Had two tackles, including 1.0 for loss (-4) ... Forced and recovered a fumble during Alcorn State's final possession of the game ... **at No. 21 Auburn (Oct. 22.):** Recorded a season-high five tackles ... **vs. No. 11 Florida (Nov. 5):** Helped hold the Gators to just 12 yards rushing and just one first down on the ground ... Notched a sack for a loss of 12 yards in the second quarter ... Added two quarterback hurries ... **vs. No. 22 Virginia Tech (Dec. 29):** Picked up a career-high 1.5 tackles for loss ... Finished with four total tackles.

### FRESHMAN (2014)

Appeared in seven games on defense and special teams with one start ... Accrued eight tackles, including 0.5 for a loss ... **vs. Northern Illinois (Sept. 20):** Earned first start and recorded two tackles in the non-conference rout of the Huskies ... **vs. No. 7 Georgia (Oct. 18):** Tallied two solo tackles ... **vs. UAB (Oct. 25):** Posted four tackles and 0.5 for a loss in the homecoming win.

### HIGH SCHOOL

Played cornerback, safety, linebacker and defensive end in high school ... ESPN, Rivals and 247 Composite rated him with three stars ... Registered 83 tackles, including 34 for loss with 25 sacks, and four forced fumbles to help lead Dillard to eight wins in 2013, an undefeated mark in conference play and a spot in the regional semifinal round of the Florida 6A state playoffs ... Helped the Panthers to six wins and the regional quarterfinal round of the state playoffs during junior season ... Coached at Dillard by Lorenzo Davis ... Chose Arkansas over offers from Kentucky, North Carolina State, Cincinnati, Rutgers and Illinois.

### PERSONAL

Born on Sept. 7, 1995 ... Son of Anna Enewetoks ... Criminal justice major.

### CAREER STATS

	GP/GS	UA	A	TOT	TFL-YDS	SCK-YDS	FF	FR-YDS	INT-YDS	QBH	BRUP
2014	7/1	5	3	8	0.5-1	0.0-0	0	0-0	0-0	0	0
2016	12/3	13	10	23	5.5-32	2.5-20	3	1-0	0-0	4	0
<b>TOTAL</b>	<b>19/4</b>	<b>18</b>	<b>13</b>	<b>31</b>	<b>6.0-33</b>	<b>2.5-20</b>	<b>3</b>	<b>1-0</b>	<b>0-0</b>	<b>4</b>	<b>0</b>



**50 JAKE RAULERSON**  
Celina, Texas | Celina HS / Texas

SR OL 6-4 313



### JUNIOR (2016)

Played in 11 games with seven starts at right guard and one start at center ... Played 570-plus snaps ... His eight starts came in the first eight weeks of the season ... Part of an offensive line that blocked for 428.4 yards of total offense per game ... Helped the offense log both 200 yards passing and rushing in the same game five times ... Paved the way for Rawleigh Williams III to capture the SEC regular season rushing title with 1,326 yards on the ground, while Austin Allen threw for an SEC-best 3,430 yards ... **at No. 15 TCU (Sept. 10):** Opened lanes for Williams to run for 137 yards and blocked as Allen threw for 233 yards ... **vs. Texas State (Sept. 17):** Helped the offense rush for 226 yards and three scores on the ground ... **vs. Alcorn State (Oct. 1):** Helped pave the way for two 100-yard rushers as Dewwah Whaley went for 135 yards and a touchdown, while Williams added 126 yards ... Blocked for 559 yards of total offense, including 353 yards on the ground ... **vs. No. 12 Ole Miss (Oct. 15):** Helped the offense rush for 200 yards and pass for 229 in the win ... 180 yards on the ground came from Williams.

### SOPHOMORE AT TEXAS (2015)

Played in 11 games ... Helped block for quarterbacks Jerrod Heard and Tyrone Swoopes, who each threw for 500 yards or more ... Earned his bachelor's degree in finance in just three years ... Chose Arkansas over Michigan, UCLA, Stanford and North Carolina after announcing his decision to transfer.

### REDSHIRT FRESHMAN AT TEXAS (2014)

Played in 12 games with five starts (four at center/one at right tackle) against BYU, UCLA, Kansas, Baylor and Arkansas ... First-team Academic All-Big 12 choice ... Saw action as a reserve against North Texas, Oklahoma, Iowa State, Texas Tech, West Virginia, Oklahoma State and TCU ... Earned his first career start against BYU ... Helped the offense rush 190 yards against Baylor ... Started at right tackle against Arkansas in the Texas Bowl.

### FRESHMAN AT TEXAS (2013)

Redshirted as a true freshman ... Earned offensive scout team player of the week for his performance leading up to the Oklahoma game.

### HIGH SCHOOL

Coached by Bill Elliot at Celina High School ... Two-time 3A All-State selection ... Played both offense and defense all four years, primarily at right tackle and nose guard ... Participated in the 2013 U.S. Army All-American Bowl ... Rated No. 54 overall and the No. 5 offensive tackle in the nation by MaxPreps ... Rated No. 113 overall and the No. 9 offensive tackle in the nation by ESPN ... Listed No. 127 overall and the No. 11 defensive end in the nation by Rivals.com ... Tabbed No. 172 overall and the No. 3 center in the nation by 247Sports.com ... Ranked the No. 18 defensive end in the nation by FoxSports.com ... Listed No. 9 on the Austin American-Statesman's Fab 55 (state's top prospects) ... Selected first-team 3A All-State by the Associated Press as a senior ... Unanimous selection for District 10-3A Defensive Lineman of the Year ... Also named all-county ... Registered 26 pancakes and allowed only one sack in 2012, while also recording 67 tackles ... Invited to Nike's 2012 The Opening ... Named preseason honorable mention 3A player of the year, first-team 3A All-State, and Defensive MVP by Dave Campbell's Texas Football ... Selected second-team 3A All-State on offense and honorable mention on defense by the Associated Press as a junior ... Selected to the 2011 U.S. Air Force Junior All-America team ... Tabbed first-team All-District 10-3A on both offense and defense ... Also named all-county ... Registered 65 tackles on defense ... Helped Celina to an 11-1 record and an appearance in the regional finals in 2011 ... Recorded nine tackles, two sacks, one INT, two PBU and five pancakes against Prestonwood Christian that year ... First-team all-district on both offense and defense as a sophomore ... Totaled 54 tackles ... First-team all-district on defense as a freshman ... Notched 27 tackles.

### PERSONAL

Born on April 10, 1994 ... Son of Jay and Jolen Raulerson ... His father was a deep snapper at Eastern New Mexico University from 1980-84 ... Pursuing a master's degree in business ... 2016-17 First-Year SEC Academic Honor Roll honoree ... Earned his undergraduate degree in finance from the University of Texas ... Four-time member of the Big 12 Commissioner's Honor Roll (Fall 2013, Spring 2014, Fall 2014, Spring 2015).



## 30 KEVIN RICHARDSON II

Jacksonville, Ark. | Jacksonville HS

SR DB 5-11 185

### JUNIOR (2016)

Sustained a season-ending injury in the season opener ... **vs. Louisiana Tech (Sept. 3):** Started at cornerback ... Tied for the team lead in tackles (7).

### SOPHOMORE (2015)

Saw action in all 13 games and started each of the last five contests ... Finished seventh on the team in tackles with 44 ... 22 of 44 tackles were solo stops ... Made one interception and broke up three passes ... Totaled 33 tackles, including two double-digit performances, since being inserted into the starting lineup at Ole Miss ... **at No. 19 Ole Miss (Nov. 7):** Notched a career-high 10 tackles in his first career start ... **vs. Mississippi State (Nov. 21):** Matched a career-high in tackles with 10 ... Pulled down his first career interception and broke up a career-high three passes ... Earned a scholarship prior to the season.

### REDSHIRT FRESHMAN (2014)

Appeared in all 13 contests in sub packages and on special teams ... Posted eight tackles and one quarterback hurry on the year ... **at Texas Tech (Sept. 13):** Recorded a pair of tackles in the non-conference road win ... **vs. Northern Illinois (Sept. 6):** Posted two tackles against the Huskies.

### FRESHMAN (2013)

Redshirted as a true freshman.

### HIGH SCHOOL

Recorded more than 2,000 all-purpose yards and 17 touchdowns offensively, while also adding eight interceptions playing defense as a senior ... Showed his speed while playing wide receiver, quarterback, running back, safety and returner of both punts and kickoffs for Jacksonville High School as a senior ... Tallied more than 1,000 all-purpose yards and nine touchdowns on offense as a junior, plus seven interceptions on defense ... A two year all-state athlete, he was named to Arkansas Democrat-Gazette's 2012-13 All-Arkansas Preps team and earned first-team all-conference recognition three times ... Competed in basketball, baseball and track while at Jacksonville ... Coached by Rick Russell.

### PERSONAL

Born on Nov. 4, 1994 ... Son of Kevin and Sancie Richardson ... Has five siblings: Airic Hughes, Chanel Richardson, Sacha Richardson, Keilen Richardson and Zylah Richardson ... Sociology major.

### CAREER STATS

	GP/GS	UA	A	TOT	TFL-YDS	SCK-YDS	FF	FR-YDS	INT-YDS	QBH	BRUP
2014	13/0	5	3	8	0.0-0	0.0-0	0	0-0	0-0	1	0
2015	13/5	22	22	44	0.0-0	0.0-0	0	0-0	1-0	0	3
2016	1/1	2	5	7	0.0-0	0.0-0	0	0-0	0-0	0	0
<b>TOTAL</b>	<b>27/6</b>	<b>29</b>	<b>30</b>	<b>59</b>	<b>0.0-0</b>	<b>0.0-0</b>	<b>0</b>	<b>0-0</b>	<b>1-0</b>	<b>1</b>	<b>3</b>

### 2016 GAME-BY-GAME

	GP/GS	UA	A	TOT	TFL-YDS	SCK-YDS	FF	FR-YDS	INT-YDS	QBH	BRUP
LOUISIANA TECH	1/1	2	5	7	0.0-0	0.0-0	0	0-0	0-0	0	0
at TCU											
TEXAS STATE											
vs. Texas A&M											
ALCORN STATE											
ALABAMA											
OLE MISS											
at Auburn											
FLORIDA											
LSU											
at Mississippi State											
at Missouri											
vs. Virginia Tech											
<b>TOTAL</b>	<b>1/1</b>	<b>2</b>	<b>5</b>	<b>7</b>	<b>0.0-0</b>	<b>0.0-0</b>	<b>0</b>	<b>0-0</b>	<b>0-0</b>	<b>0</b>	<b>0</b>

### 2015 GAME-BY-GAME

	GP/GS	UA	A	TOT	TFL-YDS	SCK-YDS	FF	FR-YDS	INT-YDS	QBH	BRUP
UTEP	1/0	1	1	2	0.0-0	0.0-0	0	0-0	0-0	0	0
TOLEDO	1/0	0	0	0	0.0-0	0.0-0	0	0-0	0-0	0	0
TEXAS TECH	1/0	1	1	2	0.0-0	0.0-0	0	0-0	0-0	0	0
vs. Texas A&M	1/0	0	0	0	0.0-0	0.0-0	0	0-0	0-0	0	0
at Tennessee	1/0	0	0	0	0.0-0	0.0-0	0	0-0	0-0	0	0
at Alabama	1/0	1	1	2	0.0-0	0.0-0	0	0-0	0-0	0	0
AUBURN	1/0	0	1	1	0.0-0	0.0-0	0	0-0	0-0	0	0
UT MARTIN	1/0	1	3	4	0.0-0	0.0-0	0	0-0	0-0	0	0
at Ole Miss	1/1	7	3	10	0.0-0	0.0-0	0	0-0	0-0	0	0
at LSU	1/1	2	5	7	0.0-0	0.0-0	0	0-0	0-0	0	0
MISSISSIPPI STATE	1/1	6	4	10	0.0-0	0.0-0	0	0-0	1-0	0	3
MISSOURI	1/1	0	1	1	0.0-0	0.0-0	0	0-0	0-0	0	0
vs. Kansas State	1/1	3	2	5	0.0-0	0.0-0	0	0-0	0-0	0	0
<b>TOTAL</b>	<b>13/5</b>	<b>22</b>	<b>22</b>	<b>44</b>	<b>0.0-0</b>	<b>0.0-0</b>	<b>0</b>	<b>0</b>	<b>1-0</b>	<b>0</b>	<b>3</b>



# RETURNING PLAYERS



**96 KARL ROESLER**  
Louisville, Ky. | Saint Xavier HS

SR LB 6-1 252

### JUNIOR (2016)

Appeared in 13 games with one start ... Recorded seven tackles, 1.5 sacks and one quarterback hurry ... His 1.5 sacks came against ranked competition ... **vs. Louisiana Tech (Sept. 3):** Started at defensive end ... **vs. No. 10 Texas A&M (Sept. 24):** Talled his second career sack for a 5-yard loss in the third quarter ... **vs. No. 12 Ole Miss (Oct. 15):** Credited with one-half sack on the second down of a three-and-out drive in the third quarter.

### SOPHOMORE (2015)

Played in all 13 games ... Totaled 15 tackles, including 3.0 for loss, and one sack ... **vs. UTEP (Sept. 5):** Recorded a career-high three tackles ... **vs. No. 14 Texas A&M (Sept. 26):** Picked up his first career sack ... **at No. 19 Ole Miss (Nov. 7):** Had two tackles, highlighted by a big stop on 3rd-and-1 at the end of third quarter that led to an early fourth quarter lead for Arkansas ... Earned a scholarship after the regular season, prior to the 2016 AutoZone Liberty Bowl.

### REDSHIRT FRESHMAN (2014)

Saw action in 12 contests ... Collected three tackles on the season ... **vs. No. 10 Georgia (Oct. 18):** Posted a season-high two tackles.

### FRESHMAN (2013)

Redshirted as a true freshman.

### HIGH SCHOOL

The backbone for St. Xavier High School his sophomore through senior seasons where the Tigers were state-runner up three years in a row ... Ranked by Maxpreps.com as the No. 4 defensive end in the state of Kentucky ... Collected many accolades throughout career at St. Xavier including being named all-state and all-district three years straight ... Named US Army All-American alternate his senior season, played in the Kentucky-Tennessee Border Bowl and was named Defensive MVP of the Best of the Bluegrass All-Star Game.

### PERSONAL

Born on July 21, 1995 ... Son of Karl and Lora Roesler ... Grandfather Karl Roesler started for three years as a center at Notre Dame ... Father, Karl Roseler Jr., also played football for Notre Dame ... Uncle played baseball for the Cincinnati Reds ... Business economics major ... Three-time Fall SEC Academic Honor Roll honoree (2014, 15, 16).

### CAREER STATS

	GP/GS	UA	A	TOT	TFL-YDS	SCK-YDS	FF	FR-YDS	INT-YDS	QBH	BRUP
2014	12/0	1	2	3	0.0-0	0.0-0	0	0-0	0-0	0	0
2015	13/0	4	11	15	3.0-18	1.0-9	0	0-0	0-0	0	0
2016	13/1	4	3	7	1.5-6	1.5-6	0	0-0	0-0	1	0
<b>TOTAL</b>	<b>38/1</b>	<b>9</b>	<b>16</b>	<b>25</b>	<b>4.5-24</b>	<b>2.5-15</b>	<b>0</b>	<b>0-0</b>	<b>0-0</b>	<b>1</b>	<b>0</b>



**75 ZACH ROGERS**  
Carrollton, Texas | Hebron HS

JR OL 6-1 309

### SOPHOMORE (2016)

Saw time against Texas State (Sept. 17), Alcorn State (Oct. 1) and Mississippi State (Nov. 19).

### FRESHMAN (2015)

Saw action in three contests ... Didn't record any statistics.

### HIGH SCHOOL

An early enrollee who was a four-star prospect ranked as the fourth-best center in the nation by Scout ... Earned a four-star rating and named the No. 32 offensive guard by ESPN ... Rivals listed him as a three star prospect and the No. 50 recruit in Texas ... Earned three stars and was pegged the No. 26 offensive guard and No. 50 Texas prospect by 247Sports Composite, a combined index of national recruiting rankings ... 247Sports rated him as a three-star prospect, the No. 27 offensive guard and No. 50 recruit in Texas ... As a junior, he helped Hebron High School advance to the second round of the Texas Class 5A Division II playoffs ... Part of an offensive line that paved the way for Hawk running back Treyvon Hughes to rush for 1,445 yards in 2013 ... Coached by Brian Brazil ... Also participated in track and field ... Enrolled early and will participate in team activities during the spring semester ... Selected Arkansas over Baylor, Oklahoma, Texas, Texas Tech and UCLA.

### PERSONAL

Born on Dec. 23, 1996 ... Son of Randy and Kellie Rogers ... Criminal justice major ... Two-time Fall SEC Academic Honor Roll honoree (2015, 16).



**25 MICAHH SMITH**  
Marshall, Texas | Marshall HS

R-FR DB 6-0 202

### FRESHMAN (2016)

Redshirted as a true freshman.

### HIGH SCHOOL

A three-star recruit by 247Sports and Scout ... Tabbed the No. 153 safety in the class and the No. 288 player in the state of Texas ... Had a breakout senior campaign, tallying a team-leading 123 tackles, including three for loss, three interceptions, one forced fumble, two fumble recoveries and seven pass breakups ... Helped lead the Mavericks to an 11-2 record and an appearance in Texas Class 5A Division II (fourth-largest of 10 divisions) regional finals under head coach Clint Harper ... Collected 76 tackles, including four for loss, one sack, one interception and five pass breakups as a junior to help Marshall to a 7-5 record and an appearance in Texas Class 5A Division II area finals ... As a sophomore, had 37 stops and three pass breakups ... Also participated in powerlifting and track ... Chose Arkansas over Northwestern (La.) State, Lamar, Texas State, Sam Houston State and Stephen F. Austin.

### PERSONAL

Born on June 6, 1998 ... Son of Stacy Carter and Tomiko Smith ... Criminal justice major.





## RETURNING PLAYERS



**52 T.J. SMITH**  
Moultrie, Ga. | Colquitt County HS

SO DL 6-3 290

### REDSHIRT FRESHMAN (2016)

Saw time in five games ... Collected four tackles, including 1.5 for loss against Alcorn State (Oct. 1).

### FRESHMAN (2015)

Redshirted as a true freshman.

### HIGH SCHOOL

Named a three-star recruit by Rivals, ESPN, Scout and 247Sports ... Pegged the No. 69 strong-side defensive end, No. 148 prospect in Georgia by 247Sports Composite, a combined index of national recruiting rankings ... Listed as the No. 134 and No. 142 defensive end by Scout and ESPN, respectively ... Earned first team all-region honors in 2014 ... Transferred from North Stanly High School in New London, North Carolina, to Colquitt County High School before his senior campaign ... As a senior, he helped Colquitt County to a Class 6A state title after an undefeated 15-0 season ... Posted 46 total tackles, 17 quarterback hurries, 15 tackles for loss and four sacks as a senior ... Earned all-state, all-conference and all-county honors as a junior at North Stanly High School ... Tallied 45 tackles, six sacks and three fumble recoveries in 2013 ... Coached by Rush Propst ... Also competed in basketball, cross country and track and field ... Finished top 10 in the shot put at the state track meet in 2013 ... Member of the National Honor Society ... Chose the Razorbacks over Missouri, Vanderbilt, North Carolina, Wake Forest and others.

### PERSONAL

Born on April 19, 1997 ... Son of Frederick and Avis Smith ... Accounting major ... Cousin, Trelonnie Owens, was an all-ACC basketball player at Wake Forest in the 1990s ... 2016 Fall SEC Academic Honor Roll honoree after making the 2015-16 First-Year SEC Academic Honor Roll.



**61 COOPER SONE**  
Fayetteville, Ark. | Fayetteville HS

SO OL 6-2 272

### REDSHIRT FRESHMAN (2016)

Didn't see any game action.

### FRESHMAN (2015)

Redshirted as a true freshman.

### HIGH SCHOOL

Played at Fayetteville High School in Fayetteville, Arkansas ... Coached by Daryl Patton.

### PERSONAL

Born on Nov. 4, 1997 ... Son of Jeff and Sarah Sone ... Double major in political science and history ... 2016 Fall SEC Academic Honor Roll honoree.



**13 DEON STEWART**  
Hardy, Ark. | Highland HS

SO WR 5-11 162

### REDSHIRT FRESHMAN (2016)

Played in 12 games, used primarily as kickoff return specialist ... Fielded 21 kicks for 419 yards with a long of 43 ... Caught two passes for 34 yards, including a 15-yard reception against Alcorn State (Oct. 1) and a 19-yard grab against Virginia Tech in the Belk Bowl (Dec. 29) ... Rushed twice for nine yards.

### FRESHMAN (2015)

Redshirted as a true freshman.

### HIGH SCHOOL

A consensus three-star recruit by Rivals, ESPN, Scout and 247Sports ... ESPN listed him as the No. 9 prospect in Arkansas and the No. 67 wide receiver in the nation ... Scout ranked him as the No. 71 wide receiver in the country and No. 2 wide out in the Natural State ... Listed as the No. 10 recruit in Arkansas and the No. 90 wide receiver nationally by 247Sports ... Earned a three-star rating by 247Sports Composite, a combined index of national recruiting rankings ... Ranked as the No. 12 player in the Natural 21 by HawgSports.com ... Named to the Associated Press Arkansas Super Team as a defensive back in 2014 ... Earned all-state honors in Arkansas Class 4A region 3 ... Named All-ArkansasVarsity.com second team at wide receiver ... Helped Highland win its third district title in four years in 2014 ... Broke the 1,000-yard plateau as a senior with 49 receptions for 1,005 yards (20.5 avg.) and 11 touchdowns as a senior ... Also made 42 tackles, three interceptions and forced a fumble on defense ... Caught 36 passes for 757 yards (21.0 avg.) and eight touchdowns in 2013 ... Totaled 42 tackles and six interceptions as a junior ... Coached by Spencer Hill ... Also participated in track and field ... Won the state championship in the triple jump in 2014 ... Chose Arkansas over Oregon, Ole Miss and Louisville among others.

### PERSONAL

Born on May 23, 1997 ... Son of Chrissy Stewart ... Recreation and sport management major.

### CAREER STATS

	GP/GS	RECEIVING					RUSHING				
		REC	YDS	AVG	TD	LNG	ATT	YDS	AVG	TD	LNG
2016	12/0	2	34	17.0	0	19	2	9	4.5	0	5
<b>TOTAL</b>	<b>12/0</b>	<b>2</b>	<b>34</b>	<b>17.0</b>	<b>0</b>	<b>19</b>	<b>2</b>	<b>9</b>	<b>4.5</b>	<b>0</b>	<b>5</b>





**4 TY STOREY**  
Charleston, Ark. | Charleston HS

SO QB 6-2 226

**REDSHIRT FRESHMAN (2016)**

Saw action against Texas State (Sept. 17), Alcorn State (Oct. 1) and Auburn (Oct. 22).

**FRESHMAN (2015)**

Redshirted as a true freshman.

**HIGH SCHOOL**

An early enrollee who was a consensus four-star prospect by Rivals, ESPN, Scout and 247Sports ... Was the No. 6 pro-style quarterback in the nation, No. 3 player in Arkansas and No. 165 in the Rivals250 according to Rivals ... 247Sports ranks him the No. 9 pro-style quarterback, No. 3 player in Arkansas and No. 236 overall prospect in the Top247 ... Ranked the No. 4 player in Arkansas and No. 16 quarterback in the nation by Scout ... ESPN listed him as the No. 7 player in Arkansas and No. 19 pocket passer quarterback in the country ... HawgSports.com ranked him at No. 3 in the Natural 21 ... Led Charleston to back-to-back perfect seasons and Arkansas Class 3A state championships, earning State Championship MVP as both a junior and senior ... Also won a state championship as a freshman linebacker in 2011 ... Ended his career with 29 consecutive wins ... Finished his varsity career with 12,856 passing yards and 154 touchdown passes ... The 12,856 passing yards ranks third in Arkansas all-time and the 154 touchdown passes is the second-most by any player in state history ... Became just the eighth player in Arkansas high school history to pass for over 10,000 career yards, joining former Razorback quarterback Brandon Allen on the list ... Also ranks among Arkansas' all-time high school leaders with 897 completions (2nd), 1,370 pass attempts (3rd) and a 66.0 completion percentage (3rd) ... Named to the 2015 Parade All-American First Team at quarterback ... Earned back-to-back Gatorade Arkansas Football Player of the Year and Wendy's High School Football Player of the Year honors for Arkansas ... Named MaxPreps Mr. Football for the state of Arkansas and earned MaxPreps Small School All-American first team honors ... Recognized as the 2014 winner of the Landers Award, given to the state's best prep football player ... Named to the 3A all-state team three consecutive years ... Earned Farm Bureau Insurance 3A Offensive Player of the Year and the Arkansas Democrat Gazette's Outstanding Player of the Year ... Finished his senior season completing 294 of 447 passes (65.7 percent), for 4,159 yards and 53 touchdowns while adding 724 rushing yards and 20 rushing touchdowns ... Totaled 73 touchdowns as a senior, the fourth-most in a single season in state history ... Went 268-of-408 (65.6 percent) passing for 4,241 yards and 52 touchdowns as a junior ... Also rushed for 180 yards and six touchdowns in 2013 ... Started as a sophomore and completed 328 of 503 passes (65.2 percent) for 4,397 yards and 48 touchdowns and rushed for 316 yards and seven touchdowns ... Coached by Greg Kendrick ... Also was an all-state basketball and baseball player ... Chose Arkansas over offers from Alabama, Auburn, Louisville and others.

**PERSONAL**

Born on May 29, 1996 ... Son of Shane and Dianna Storey ... Cousin, Carrie Parker, lettered in women's basketball for the Razorbacks from 1994-97 ... Kinesiology major ... Two-time Fall SEC Academic Honor Roll honoree (2015, 16).

**CAREER STATS**

	PASSING							RUSHING					
	GP/GS	COMP	ATT	PCT	YDS	TD	INT	LNG	ATT	YDS	AVG	TD	LNG
2016	3/0	1	4	25.0	3	0	0	3	2	-17	-8.5	0	0
<b>TOTAL</b>	<b>3/0</b>	<b>1</b>	<b>4</b>	<b>25.0</b>	<b>3</b>	<b>0</b>	<b>0</b>	<b>3</b>	<b>2</b>	<b>-17</b>	<b>-8.5</b>	<b>0</b>	<b>0</b>



**91 MICHAEL TAYLOR II**  
Orlando, Fla. | Riverside City College (Calif.)

JR DL 6-2 258

**SOPHOMORE (2016)**

Didn't participate in any games.

**RIVERSIDE CITY COLLEGE (2015)**

Helped Riverside finish 8-3 in 2015 by tallying 50 tackles, including 11.5 for loss, four sacks and one pass breakup under head coach Tom Craft ... Had at least two tackles in all 11 contests and recorded six or more stops three times ... Notched eight tackles, including 1.5 for loss, and one sack in the Tigers' 38-18 win against Saddleback ... Four games later, recorded four tackles, all for loss, and a season-high two sacks to help Riverside defeat LA Harbor 55-7 ... Closed the year with a season-high nine tackles, including one for an 8-yard loss in the first round of the California Community College Athletic Association (CCCCAA) Southern California Regional Championships ... Prior to Riverside, attended Coffeyville Community College in Kansas, after running track and redshirting in football for one semester at North Carolina Central in 2014 ... Selected Arkansas over Colorado and others.

**PERSONAL**

Born on March 30, 1996 ... Son of Michael and Cheryl Taylor ... Has two younger brothers, Marseille and Taylor ... Communication major ... 2016-17 First-Year SEC Academic Honor Roll.



# RETURNING PLAYERS



# 5

## HENRE' TOLIVER

Marrero, La. | Archbishop Rummel HS

SR

DB

6-1

185

### JUNIOR (2016)

Started 10 of 13 games played at cornerback ... Ranked sixth on the team and third among defensive backs in tackles with 45 (30 solo) ... Tied for the team lead in interceptions (2), including one returned 70 yards for a touchdown ... Broke up six passes ... **at No. 15 TCU (Sept. 10):** Recorded six tackles and broke up one pass ... Helped shut out TCU in the first half and hold the Horned Frogs to only a touchdown through the first three quarters ... **vs. Alcorn State (Oct. 1):** Turned in a season and game-tying high seven tackles ... Recorded his fourth career interception and returned it 70 yards for a score in the third quarter ... **vs. No. 12 Ole Miss (Oct. 15):** Picked off Ole Miss quarterback Chad Kelly on opening drive of the second half.

### SOPHOMORE (2015)

Played in all 13 games and made 10 starts ... Started each of the last four contests ... Finished fourth on the team and second among defensive backs in tackles with 55 ... 43 of 55 tackles were solo stops, good for fourth most on the team ... Tallied 4.0 tackles for loss ... Ranked second on the team in pass breakups with eight ... Hauled in one interception ... Had four or more tackles in 8 of 13 contests ... **vs. UTEP (Sept. 5):** Opened the season with four tackles, including 2.0 for loss, and an interception in the third quarter ... **vs. Toledo (Sept. 12):** Collected a career-high eight tackles, including 1.0 for loss, and broke up a career-high two passes ... **vs. Mississippi State (Nov. 21):** Credited with a career-high tying eight tackles.

### FRESHMAN (2014)

Appeared in 11 contests with one start at cornerback as a true freshman ... Registered 18 tackles and a sack ... Tallied two interceptions for 46 yards and one pass breakup ... **at Texas Tech (Sept. 13):** Totaled three tackles and one interception in the non-conference win over the Red Raiders ... **vs. Northern Illinois (Sept. 20):** Posted three tackles and a pass breakup in the victory ... **vs. No. 7 Alabama (Oct. 11):** Served as the primary defender for Heisman finalist Amari Cooper, limiting him to only two receptions for 22 yards ... **vs. No. 10 Georgia (Oct. 18):** Recorded a pair of tackles and a sack for a loss of four yards ... **vs. Texas (Dec. 29):** Returned an interception 46 yards in the Razorbacks' AdvoCare V100 Texas Bowl victory over the Longhorns.

### HIGH SCHOOL

A four-star with a scout grade of 90 and ranked as the No. 18 prospect from Louisiana and the No. 27 cornerback in the country by 247Sports ... Rivals ranked him as the No. 20 recruit from Louisiana and the nation's 42nd-best cornerback ... Part of the Archbishop Rummel team that claimed back-to-back Division I state championships in 2012 and 2013 ... Made 10 interceptions in high school, including interceptions to clinch consecutive three-point victories in the quarterfinal and semifinal rounds of the state playoffs as a senior ... Made 25 tackles and two interceptions, earning All-District 9-5A honors as a junior ... Also played basketball and helped team advance to the state quarterfinals his junior season ... Recorded 42 tackles with three interceptions as a sophomore ... An honor-roll student and volunteered at the local Senior Center ... Coached by Jay Roth ... Chose Arkansas after receiving numerous offers, including Oklahoma, Nebraska, Arizona State, Kentucky and Louisville.

### PERSONAL

Born on Oct. 21, 1996 ... Son of Henry and Patricia Toliver ... Recreation and sport management major.

### CAREER STATS

	GP/GS	UA	A	TOT	TFL-YDS	SCK-YDS	FF	FR-YDS	INT-YDS	QBH	BRUP
2014	11/4	11	7	18	1.0-4	1.0-4	0	0-0	2-46	0	1
2015	13/10	43	12	55	4.0-14	0.0-0	0	0-0	1-12	0	8
2016	13/10	30	15	45	1.0-1	0.0-0	0	0-0	2-70	0	6
<b>TOTAL</b>	<b>37/24</b>	<b>84</b>	<b>34</b>	<b>118</b>	<b>6.0-19</b>	<b>1.0-4</b>	<b>0</b>	<b>0-0</b>	<b>5-128</b>	<b>0</b>	<b>15</b>

### 2016 GAME-BY-GAME

	GP/GS	UA	A	TOT	TFL-YDS	SCK-YDS	FF	FR-YDS	INT-YDS	QBH	BRUP
LOUISIANA TECH	1/1	2	2	4	1.0-1	0.0-0	0	0-0	0-0	0	0
at TCU	1/1	4	2	6	0.0-0	0.0-0	0	0-0	0-0	0	1
TEXAS STATE	1/1	1	0	1	0.0-0	0.0-0	0	0-0	0-0	0	0
vs. Texas A&M	1/1	3	1	4	0.0-0	0.0-0	0	0-0	0-0	0	2
ALCORN STATE	1/1	4	3	7	0.0-0	0.0-0	0	0-0	1-70	0	0
ALABAMA	1/1	2	1	3	0.0-0	0.0-0	0	0-0	0-0	0	0
OLE MISS	1/1	2	2	4	0.0-0	0.0-0	0	0-0	1-0	0	0
at Auburn	1/1	2	1	3	0.0-0	0.0-0	0	0-0	0-0	0	2
FLORIDA	1/0	1	0	1	0.0-0	0.0-0	0	0-0	0-0	0	1
LSU	1/0	0	0	0	0.0-0	0.0-0	0	0-0	0-0	0	0
at Mississippi State	1/0	3	2	5	0.0-0	0.0-0	0	0-0	0-0	0	0
at Missouri	1/1	5	0	5	0.0-0	0.0-0	0	0-0	0-0	0	0
vs. Virginia Tech	1/1	1	1	2	0.0-0	0.0-0	0	0-0	0-0	0	0
<b>TOTAL</b>	<b>13/10</b>	<b>30</b>	<b>15</b>	<b>45</b>	<b>1.0-1</b>	<b>0.0-0</b>	<b>0</b>	<b>0-0</b>	<b>2-70</b>	<b>0</b>	<b>6</b>

### 2015 GAME-BY-GAME

	GP/GS	UA	A	TOT	TFL-YDS	SCK-YDS	FF	FR-YDS	INT-YDS	QBH	BRUP
UTEP	1/0	4	0	4	2.0-7	0.0-0	0	0-0	1-12	0	0
TOLEDO	1/1	5	3	8	1.0-3	0.0-0	0	0-0	0-0	0	2
TEXAS TECH	1/1	1	2	3	0.0-0	0.0-0	0	0-0	0-0	0	0
vs. Texas A&M	1/1	3	0	3	0.0-0	0.0-0	0	0-0	0-0	0	0
at Tennessee	1/1	5	1	6	1.0-4	0.0-0	0	0-0	0-0	0	1
at Alabama	1/0	5	0	5	0.0-0	0.0-0	0	0-0	0-0	0	1
AUBURN	1/1	2	2	4	0.0-0	0.0-0	0	0-0	0-0	0	0
UT MARTIN	1/1	4	0	4	0.0-0	0.0-0	0	0-0	0-0	0	0
at Ole Miss	1/0	3	0	3	0.0-0	0.0-0	0	0-0	0-0	0	0
at LSU	1/1	4	1	5	0.0-0	0.0-0	0	0-0	0-0	0	2
MISSISSIPPI STATE	1/1	5	3	8	0.0-0	0.0-0	0	0-0	0-0	0	0
MISSOURI	1/1	2	0	2	0.0-0	0.0-0	0	0-0	0-0	0	1
vs. Kansas State	1/1	0	0	0	0.0-0	0.0-0	0	0-0	0-0	0	1
<b>TOTAL</b>	<b>13/10</b>	<b>43</b>	<b>12</b>	<b>55</b>	<b>4.0-14</b>	<b>0.0-0</b>	<b>0</b>	<b>0</b>	<b>1-12</b>	<b>0</b>	<b>8</b>

### 2014 GAME-BY-GAME

	GP/GS	UA	A	TOT	TFL-YDS	SCK-YDS	FF	FR-YDS	INT-YDS	QBH	BRUP
at Auburn	1/0	0	0	0	0.0-0	0.0-0	0	0-0	0-0	0	0
NICHOLLS STATE	1/0	1	1	2	0.0-0	0.0-0	0	0-0	0-0	0	0
at Texas Tech	1/1	3	0	3	0.0-0	0.0-0	0	0-0	1-0	0	0
NORTHERN ILLINOIS	1/0	2	1	3	0.0-0	0.0-0	0	0-0	0-0	0	1
vs. Texas A&M	1/1	1	1	2	0.0-0	0.0-0	0	0-0	0-0	0	0
ALABAMA	1/1	0	2	2	0.0-0	0.0-0	0	0-0	0-0	0	0
GEORGIA	1/1	1	1	2	1.0-4	1.0-4	0	0-0	0-0	0	0
UAB									- DID NOT PLAY -		
at Mississippi State									- DID NOT PLAY -		
LSU	1/0	1	0	1	0.0-0	0.0-0	0	0-0	0-0	0	0
OLE MISS	1/0	2	0	2	0.0-0	0.0-0	0	0-0	0-0	0	0
at Missouri	1/0	0	0	0	0.0-0	0.0-0	0	0-0	0-0	0	0
vs. Texas	1/0	0	1	1	0.0-0	0.0-0	0	0-0	1-46	0	0
<b>TOTAL</b>	<b>11/4</b>	<b>11</b>	<b>7</b>	<b>18</b>	<b>1.0-4</b>	<b>1.0-4</b>	<b>0</b>	<b>0-0</b>	<b>2-46</b>	<b>0</b>	<b>1</b>





**14 BRITTO TUTT**  
Augusta, Ga. | Ventura College (Calif.)

SO DB 6-1 179

**SOPHOMORE (2016)**  
Redshirted as a sophomore.

**FRESHMAN AT VENTURA COLLEGE (2015)**  
Played in 10 games for Ventura College, helping the team finish 8-3 as co-champions of the National Northern Conference ... All-Northern Conference first team selection ... Hauled in a team-best four interceptions ... Finished year with 40 tackles, four interception and one fumble recovery for a touchdown ... Also registered six pass breakups and closed year with at least six tackles in three of last four games ... Coached by Steve Mooshagian ... Chose Arkansas over Oregon State, Louisiana Tech and others.

**HIGH SCHOOL**  
Excelled on both sides of the ball at Academy of Richmond County ... Racked up more than 1,000 all-purpose yards as a senior on offense ... Also led team with five interceptions ... Scored a touchdown four different ways throughout season, returning an interception and a kickoff for a score, while also finding the end zone twice on the ground and seven times through the air ... Finished senior season with 40 receptions for 697 yards and seven touchdowns ... Carried the ball 37 times for 300 yards and two scores for an 8.1 yards per carry average.

**PERSONAL**  
Born on March 18, 1997 ... Son of Lurline Tutt and Britto Garcia ... Was raised by Jerry Cullars ... Has two siblings, Britavious Garcia and Zabrya Cullars... Cousin, Deon Grant, played 12 seasons in the NFL ... Recreation and sport management major.



**33 DEE WALKER**  
Moultrie, Ga. | Colquitt County HS

R-FR LB 6-2 215

**FRESHMAN (2016)**  
Redshirted as a true freshman.

**HIGH SCHOOL**  
A consensus three-star recruit by ESPN, Rivals, Scout and 247Sports ... Ranked as a top 100 outside linebacker in the class by every recruiting service with a best of No. 57 by Rivals ... Rivals also ranked him as the No. 58 player in the state of Georgia ... ESPN ranked him as the No. 64 player in the state of Georgia with a grade of 74 ... Tabbed No. 6 outside linebacker in the state of Georgia and No. 84 overall at the position by Scout ... Registered 96 tackles, nine tackles for loss, five sacks and one forced fumble ... Totaled 13 tackles, including 10 solo, in the GHSA 5A State Championship to help lead Colquitt County to a convincing 30-13 win and a perfect 15-0 record under head coach Rush Propst ... Had double figure tackles in each of the last three games in the playoffs ... Also part of a GHSA 5A State Championship team as a junior that posted a 15-0 record ... Played with current Arkansas defensive lineman T.J. Smith ... Chose Arkansas over Tennessee, Kentucky, Louisville, Nebraska, Iowa, Indiana, Colorado State, Kansas, UCF and others.

**PERSONAL**  
Born on Sept. 26, 1997 ... Son of Demetrius Walker Sr. and Pheadra Walker ... Full name is Demetrius Walker II ... Undecided on a major.



**60 BRIAN WALLACE**  
Florissant, Mo. | Christian Brothers College HS

JR OL 6-6 337

**SOPHOMORE (2016)**  
Played in 12 games and started at right tackle in the last 10 contests ... Played more than 700 snaps ... Part of an offensive line that blocked for 428.4 yards of total offense per game ... Helped the offense log both 200 yards passing and rushing in the same game five times ... Paved the way for Rawleigh Williams III to capture the SEC regular season rushing title with 1,326 yards on the ground, while Austin Allen threw for an SEC-best 3,430 yards ... **vs. Alcorn State (Oct. 1):** Helped pave the way for two 100-yard rushers as Devwah Whaley went for 135 yards and a touchdown, while Williams added 126 yards ... Blocked for 559 yards of total offense, including 353 yards on the ground ... **vs. No. 12 Ole Miss (Oct. 15):** Helped the offense rush for 200 yards and pass for 229 in the win ... 180 yards on the ground came from Williams ... **vs. No. 11 Florida (Nov. 5):** Cleared paths for 223 yards rushing, including 148 and two touchdowns by Williams, against the Gators' top-10 run defense ... Provided time for 243 yards passing and 466 yards of total offense ... **at Mississippi State (Nov. 19):** Paved the way for the fourth-most yards in school history as the offense compiled 661 total yards, including 357 on the ground and 304 in the air ... Part of offensive line that didn't allow a sack, which snapped Mississippi State's seven-game streak with at least one sack ... Cleared paths for Williams' career-high 205 yards rushing and four TDs, as well as Whaley's 112 yards and one score on the ground ... Provided time for Allen to complete 18 of 25 passes for 303 yards and two TDs ... **at Missouri (Nov. 25):** Blocked for 500-plus yards of total offense for the third time, including 348 yards through the air and 155 on the ground ... Helped Williams post his seventh 100-yard rushing game and blocked for Allen to tally his fourth 300-yard passing effort.

**REDSHIRT FRESHMAN (2015)**  
Saw action in three contests ... Didn't record any statistics.

**FRESHMAN (2014)**  
Redshirted as a true freshman.

**HIGH SCHOOL**  
A four-star prospect and played in the 2014 US Army All-American Bowl ... Ranked as the top overall prospect in Missouri, the No. 2 offensive tackle in the nation and the 37th-best overall prospect by 247Sports ... ESPN.com and Rivals ranked him as the country's No. 9 offensive tackle and the second-best prospect from Missouri ... Pegged as the No. 96 overall prospect in the country, and 126th on the ESPN 300 ... Helped Christian Brothers High School reach a 9-3 overall record, including an undefeated record in district play, and advance to the third round of the 2013 Class 6A state playoffs ... Named first-team all-state and first-team All-Metro Catholic Conference as a senior ... Earned first-team all-conference, second-team all-district and second-team all-metro after helping lead the Cadets to an 11-1 record and the quarterfinal round of the state playoffs in his junior season ... Also participated in the shot put and discus for the track and field team and volunteered at the Center of Creative Arts at the YMCA ... Coached by Scott Pingel ... Chose Arkansas after receiving numerous offers including Alabama, Missouri, Georgia, Iowa, Michigan State and Nebraska.

**PERSONAL**  
Born on Feb. 3, 1996 ... Son of Brian and Leslie Wallace ... Sociology major.



**19 RIVER WARNOCK**  
North Little Rock, Ark. | North Little Rock HS

JR WR 5-11 190

**SOPHOMORE (2016)**  
Saw action in five contests, mostly on special teams ... Didn't record any statistics.

**HIGH SCHOOL**  
Coached by Brad Bolding ... Also played baseball and served as a team captain.

**PERSONAL**  
Born on June 25, 1996 ... Son of James Stephen Warnock and Sherah Fulton ... Recreation and sport management major.



# RETURNING PLAYERS



**90** **ARMON WATTS**  
St. Louis, Mo. | Christian Brothers College HS

JR DL 6-5 309

### SOPHOMORE (2016)

Made a tackle in his lone game played at Mississippi State (Nov. 19).

### REDSHIRT FRESHMAN (2015)

Saw action in 11 games ... Made two tackles.

### FRESHMAN (2014)

Redshirted as a true freshman.

### HIGH SCHOOL

A three-star prospect according to ESPN, Rivals, Scout and 247Sports ... Received a scouting grade of 85 from 247Sports and a grade of 78 from ESPN ... Ranked as the No. 10 prospect from Missouri and the No. 61 defensive tackle in the country by ESPN ... Ranked 54th among the nation's defensive tackles ... Helped Christian Brothers High School to a record of 9-3 in 2013, including an undefeated season in district play ... Christian Brothers also advanced to the third round of the Class 6A state playoffs as he tallied 66 tackles, including 14.5 for loss with five sacks ... As a junior, he recorded 57 tackles, including five for loss with four sacks, and one fumble recovery as the Cadets finished 11-1 and advanced to the quarterfinal round of the state playoffs ... Also played basketball and soccer ... Coached by Scott Pingel ... Chose Arkansas over numerous offers, including Missouri, Kentucky, Cincinnati and Wisconsin.

### PERSONAL

Born on July 22, 1996 ... Son of Dereck Watts and Glenda Williams ... Recreation and sport management major ... 2014-15 First-Year SEC Academic Honor Roll.



**21** **DEVWAH WHALEY**  
Beaumont, Texas | Central HS

SO RB 5-11 216

### FRESHMAN (2016)

Played a key role in the backfield and saw time in all 13 games ... Rushed 110 times for 602 yards and three touchdowns ... Averaged 5.5 yards per carry to rank fourth among SEC freshmen running backs with at least 100 attempts ... Added six receptions for 139 yards ... Became just the fourth Razorback in school history to record two 100-yard rushing games as a freshman ... Rushed for 50 or more yards in seven games ... Flashed explosiveness with runs for 75, 50, 34 and 30 yards and receptions for 43, 26, 26 and 23 yards ... Found the end zone on runs for 75 and 30 yards ... 28 runs converted first downs ... Ripped off 19 runs for 10-plus yards, including four for 20 or more ... Posted a 30-plus yard run in each of the last three regular season games ... Had a 10-plus yard run in eight games ... **vs. Alcorn State (Oct. 1):** Burst onto the scene with a season-high 135 yards and a touchdown on nine carries to average 15.0 yards per carry ... Dashed 75 yards for a TD on his first touch of the game in the first quarter ... Five of his nine carries resulted in a first down ... His 135 yards were the most by a Razorback freshman since Alex Collins rushed for 172 yards against Samford in 2013, while his 75-yard score was the team's longest play of the season and the longest scoring rush by a freshman running back in school history since Felix Jones scored from 80-yards out against Missouri State in 2005 ... **vs. No. 11 Florida (Nov. 5):** Accounted for 135 yards of total offense with 66 on the ground and 69 through the air ... Produced 73 (30 rushing and 43 receiving) of the offense's 91 yards on its first quarter scoring drive that gave the team a 14-0 lead ... Turned his first career interception in the first quarter into a 43-yard gain on a screen play, while his second in the fourth quarter went for 26 yards as both drives resulted in points ... Four of his 14 rushes went for 10 or more yards ... Totaled six first downs, highlighted by four on the ground ... **at Mississippi State (Nov. 19):** Topped the 100-yard rushing barrier for the second time with 112 yards and one touchdown on a career-high 19 carries ... Had four runs of 10 or more yards, highlighted by a 50-yard run in the second quarter ... Seven of his 19 carries resulted in a first down ... Combined for 317 yards rushing with Rawleigh Williams III (205) ... It marked the second time on the season and 40th time in school history that Arkansas produced multiple 100-yard rushers in the same game ... **at Missouri (Nov. 25):** Broke free for a 30-yard TD run late in the first quarter.

### HIGH SCHOOL

A consensus four-star recruit by ESPN, Rivals, Scout and 247Sports ... Selected Arkansas live on ESPN during the Under Armour All-America game ... Ran for 47 yards on 12 carries in the 27-0 Team Highlight win over Team Armour ... Rated as the No. 3 running back in the nation by 247Sports with a grade of 94 ... ESPN 300 prospect at No. 70 overall and the No. 6 running back in the class ... Also rated as the No. 11 player in the state of Texas by ESPN ... Finished with a No. 3 overall running back ranking and the No. 15 player in the state of Texas by 247Sports Composite, a combined index of national recruiting rankings ... Consensus top seven running back in the class of 2016 by every recruiting service ... Tabbed as the No. 2 running back in the state of Texas and the No. 117 overall prospect by Scout ... Earned the No. 5 running back ranking and No. 167 overall by Rivals ... Finished at No. 14 in the American-Statesman Fabulous 55 of Texas' top recruits ... Ran for over 2,500 yards in two seasons ... Earned All-District 22-5A first team honors as a senior ... Rushed for 1,701 yards and 23 touchdowns as a senior at Central High School under head coach Toby Foreman ... Chose Arkansas over Alabama, Ole Miss, Georgia, Tennessee, Texas A&M, Mississippi State, Texas, Oklahoma, Baylor, TCU, Notre Dame, Stanford, Texas Tech, Houston, Miami (FL), Missouri, Arizona State, Memphis and others.

### PERSONAL

Born on Nov. 3, 1997 ... Son of Steven and Mary Haynes ... Has six siblings ... Recreation and sport management major.

### CAREER STATS

	GP/GS	ATT	RUSHING				RECEIVING				
			YDS	AVG	TD	LNG	REC	YDS	AVG	TD	LNG
2016	13/0	110	602	5.4	3	75	6	139	23.2	0	43
<b>TOTAL</b>	<b>13/0</b>	<b>110</b>	<b>602</b>	<b>5.4</b>	<b>3</b>	<b>75</b>	<b>6</b>	<b>139</b>	<b>23.2</b>	<b>0</b>	<b>43</b>

### 2016 GAME-BY-GAME

	GP/GS	ATT	RUSHING				RECEIVING				
			YDS	AVG	TD	LNG	REC	YDS	AVG	TD	LNG
LOUISIANA TECH	1/0	2	1	0.5	0	3	0	0	0.0	0	0
at TCU	1/0	2	5	2.5	0	5	0	0	0.0	0	0
TEXAS STATE	1/0	11	50	4.5	0	9	0	0	0.0	0	0
vs. Texas A&M	1/0	9	29	3.2	0	16	0	0	0.0	0	0
ALCORN STATE	1/0	9	135	15.0	1	75	0	0	0.0	0	0
ALABAMA	1/0	5	21	3.8	0	11	0	0	0.0	0	0
OLE MISS	1/0	11	65	5.9	0	18	0	0	0.0	0	0
at Auburn	1/0	8	11	1.4	0	5	0	0	0.0	0	0
FLORIDA	1/0	14	66	4.7	0	16	2	69	34.5	0	43
LSU	1/0	7	51	7.4	0	34	1	23	23.0	0	23
at Mississippi State	1/0	19	112	5.9	1	50	1	14	14.0	0	14
at Missouri	1/0	8	54	6.8	1	30	1	7	7.0	0	7
vs. Virginia Tech	1/0	5	1	0.2	0	3	1	26	26.0	0	26
<b>TOTAL</b>	<b>13/0</b>	<b>110</b>	<b>602</b>	<b>5.4</b>	<b>3</b>	<b>75</b>	<b>6</b>	<b>139</b>	<b>23.2</b>	<b>0</b>	<b>43</b>





**68** **KIRBY ADCOCK**  
Nashville, Ark. | Nashville HS

FR OL 6-5 288

**HIGH SCHOOL**

Enrolled in January 2017 and participated in spring practice ... Consensus three-star prospect by ESPN, Rivals, Scout and 247Sports ... Ranked as the No. 64 player at his position by 247Sports and No. 65 by ESPN ... Tabbed the No. 4 player in the state of Arkansas by Rivals, No. 5 by 247Sports and No. 8 by ESPN with a grade of 76 ... Rated as the No. 1 offensive tackle in the state of Arkansas by Scout ... Can play all five positions up front ... Primarily played tackle in high school ... Coached by Mike Volarvich ... Winner of the 2016 Willie Roaf Award, which is presented to the top Arkansas high school offensive lineman by the Little Rock Touchdown Club ... Helped Nashville High School to an 11-1 record with a 7-0 mark in conference play in 2016 ... Paved the way for Nashville to rush for 3,525 yards with a 9.1 per rush average and pass for 2,675 yards ... Nashville averaged 293.8 yards rushing and 222.9 yards passing per game ... Blocked for three different players who tallied 100-yard rushing games, combining for 13 ... Nashville racked up 747 yards of total offense — including 269 yards and eight TDs on the ground — in its 91-63 win over Idabel ... Added nine tackles on defense ... Helped the Scappers go 15-0 and win the state championship as a junior in 2015 ... Chose the Razorbacks over Iowa State, Southern Miss and Arkansas State.

**PERSONAL**

Born on March 15, 1999 ... Son of Cindi and the late Max Adcock ... Has four siblings: Tamara Smart, Alan Adcock, Kelsey Johnson and Kolten Johnson ... Recreation and sport management major.



**81** **JARROD BARNES**  
Cabot, Ark. | Cabot HS

FR WR 5-11 172

**HIGH SCHOOL**

A versatile athlete who played wide receiver and quarterback at Cabot High School ... Consensus three-star prospect by ESPN, 247Sports, Rivals and Scout ... Rated as the No. 3 prospect in the state of Arkansas according to 247Sports, No. 4 by Rivals and No. 7 by ESPN ... Tabbed the No. 20 athlete in the class by 247Sports and No. 1 in Arkansas by Scout ... Ranked the No. 27 athlete in the south by Scout ... Earned 2016 7A Central All-State honors ... Finished his senior campaign with 867 rushing yards and 12 touchdowns on 126 attempts ... Completed 39 of 49 passes for 689 yards and four TDs against just two interceptions ... Returned five kicks for more than 100 yards and had one interception returned 47 yards for a score ... Scored on a 7-yard TD scamper to lift Cabot over Pine Bluff 28-27 in the team's season opener ... Had a 39-yard run for a TD on Cabot's first offensive play against Pine Bluff ... Also returned a kickoff 85 yards for a score, completed 8 of 11 passes for 113 yards and ran 16 times for 115 yards ... Scored twice, including the game-winner, while also completing 6 of 9 passes for 234 yards and another score in Cabot's 27-23 win at Southside High School ... Scored on runs of nine and seven yards and had big pass plays of 48, 51 and 58 yards against Southside ... Rumbled for 185 yards and three TDs on 15 carries to lift Cabot to a 62-34 win over Bentonville West High School ... Also went 1-of-2 passing for 36 yards and a TD ... Named the All-Arkansas Preps Male Athlete of the Year as a junior ... Rushed 111 times for 1,090 yards and 17 TDs to lead Cabot High School to a 10-0 regular season in 2015 ... Also completed 15 of 44 passes for 223 yards and two TDs ... Coached by Mike Malham ... Led Cabot High School to the Arkansas Class 7A basketball state championship over Bentonville in 2016.

**PERSONAL**

Born on Jan. 2, 1999 ... Son of Gretchen and Jarrod Barnes ... Has four siblings, Holdyn Gunnar Barnes, Trenton Gage Barnes, Henley Breannyn Wright and Karsyn Danielle Crowder ... Cousin, Alec Pender, played baseball at University of Arkansas-Fort Smith from 2013-16 ... Cousin, Braden Starks, played football at Arkansas Tech from 2013-16 ... Recreation and sport management major.



**14** **MALEEK BARKLEY**  
Austin, Texas | Lake Travis HS

FR WR 5-10 175

**HIGH SCHOOL**

Consensus three-star prospect by ESPN, Rivals, Scout and 247Sports ... Evaluated as a top 100 receiver by 247Sports (No. 89) and ESPN (No. 96) ... Ranked the No. 44 athlete in the class and the No. 70 prospect in the state of Texas by Rivals ... Rated a top 100 player in Texas by Rivals (No. 70), 247Sports (No. 79) and ESPN (No. 82) ... Scout ranked him the No. 89 running back in the class as a three-star ... Coached by Hank Carter ... Totaled over 4,600 yards from scrimmage over three seasons, including 2,031 on the ground and 1,902 through the air to go along with 53 career touchdowns ... Closed his career at Lake Travis High School with three touchdowns and 138 yards receiving in the 2016 Texas Class 6A Division I state championship in a 41-13 win over Woodland High School at AT&T Stadium in Arlington ... Two of his TDs came through the air, including a 65-yard score, while the other came on a 1-yard run in the fourth quarter ... Named the 25-6A All-District Offensive Player of the Year ... Used primarily as a running back, he totaled 1,345 yards and 17 touchdowns on the ground as a senior ... Bumped his total yards from scrimmage to 2,146 for the year with 613 receiving yards and seven touchdowns through air ... As a junior, he rushed for 617 yards and 10 touchdowns to lead the Cavaliers to a 15-1 record and a spot in the Texas Class 6A Division II state championship game ... Also hauled in 55 receptions for 693 yards and 10 TDs ... Added two kickoff returns for scores ... Named to the District 14-6A All-District first team ... Named the team's running back MVP as a junior and senior ... Chose Arkansas over Michigan State, Utah, Arizona, Illinois and others.

**PERSONAL**

Born on Oct. 12, 1997 ... Kimberly and Josh McConnico are his legal guardians ... Son of Roslyn Reed ... Has nine brothers and sisters ... Recreation and sport management major.



**21** **MONTARIC BROWN**  
Ashdown, Ark. | Ashdown HS

FR DB 6-0 175

**HIGH SCHOOL**

Consensus four-star prospect by ESPN, Rivals, Scout and 247Sports ... Ranked the top player in the state of Arkansas by Rivals, Scout and 247Sports ... Tabbed a top 200 player in the Class of 2017 by ESPN, Rivals and 247Sports ... Ranked the No. 113 overall prospect and No. 12 safety by 247Sports ... Earned a scout grade of 82 and the No. 191 position on the ESPN300 as the No. 12 safety ... Pegged the No. 172 overall prospect and No. 16 safety by Scout ... Tabbed the No. 163 overall prospect, No. 18 safety and the top player in the state of Arkansas in the 247Sports Composite ranking ... Played for the East Team at the U.S. Army All-American game making three tackles in the 27-17 win over the West ... Made 110 tackles and recorded seven interceptions as a senior at Ashdown High School ... Returned one interception for a 71-yard TD while also hauling in 52 receptions on offense for 813 yards and seven scores ... As a junior in 2015, he recorded 122 tackles and five interceptions, highlighted by three for touchdowns ... Also had seven total TDs on offense and kick returns ... Chose Arkansas over Alabama, Auburn, LSU, Oklahoma, Oklahoma State, Baylor, Missouri and others.

**PERSONAL**

Born on Aug. 24, 1999 ... Son of Danica Richard and Patrick Brown, and stepson of Eddie Richard.

**1 CHEVIN CALLOWAY**

Dallas, Texas | Bishop Dunne HS

FR DB 5-10 188

**HIGH SCHOOL**

Consensus four-star prospect by ESPN, Rivals, Scout and 247Sports ... Rated the No. 8 cornerback, the No. 92 recruit in the class of 2017 and the No. 11 player in the state of Texas by Rivals ... Landed at No. 120 in the ESPN300 and was rated the No. 11 corner and a top 20 player in the state of Texas ... Had a 247Sports Composite ranking of the No. 17 cornerback, No. 22 player in the state and No. 142 national player ... Scout ranked him as the No. 202 recruit in the class and the No. 21 cornerback ... Coached by Michael Johnson ... Received his Under Armour All-American jersey on his 18th birthday ... Played for Team Highlight in the Under Armour All-American game ... Helped lead Bishop Dunne to a Texas Class 5A Division I state-runner up finish as a senior ... Totaled 61 tackles, including 12.0 for loss, with 11 pass breakups and three interceptions ... Announced his decision during National Signing Day on ESPN ... As a junior, recorded 63 tackles, two interceptions and 15 pass breakups en route to a state-runner up finish ... As a sophomore, helped Bishop Dunne High School win the state title ... Tallied 51 tackles, five interceptions and 14 pass breakups ... Also blocked four punts ... Chose Arkansas over Alabama, Ohio State, Michigan, Auburn, LSU, Texas, Texas A&M, Ole Miss, Notre Dame, Wisconsin, Oklahoma, Oklahoma State, TCU, Miami, Nebraska, Colorado, UCLA, Baylor, Iowa, Mississippi State, Missouri, Oregon State, Texas Tech, Arizona State, California, Illinois and others.

**PERSONAL**

Born on Nov. 9, 1998 ... Son of Jeanell and Bradford Davis ... Has four siblings: Camrie Calloway, Bradford Davis Jr., Keyana Davis, and Brittaney Brasfield ... Business major.

**66 TY CLARY**

Fayetteville, Ark. | Fayetteville HS

FR OL 6-4 286

**HIGH SCHOOL**

A three-star recruit according to 247Sports ... Rated as the No. 15 offensive guard in the state of Arkansas ... A three-year varsity letterwinner and two-year starter who helped Fayetteville High School become one of state's top offenses ... Helped Fayetteville High School to two-consecutive Class 7A state titles his junior and senior years ... Served as a team captain in 2016 ... Tabbed as the Class 7A All-State Outstanding Offensive Lineman ... Named to the Arkansas Democrat-Gazette All-Arkansas Preps first team ... Earned Class 7A-West All-Conference honors in both 2015 and 2016 ... Named to the KURM Radio 2016 Dream Team ... Coached by Bill Blankenship ... Member of USA Football's International Federation of American Football (IFAF) Under-19 World Championships team in China ... Member of the track and field team ... Chose Arkansas over Cincinnati, Kansas, Tulsa, Air Force, Arkansas State and others.

**PERSONAL**

Born on May 7, 1999 ... Son of Jennifer and Josh Clary ... Has one sister, Emma ... Mother, Jennifer, was a member of the swimming team at John Brown University from 1995-96 ... Father, Josh, played soccer at John Brown University from 1992-96 and went on to earn his master's degree at the University of Arkansas in 2000 ... Grandfather, Larry Clary, played cornerback at Arkansas A&M from 1966-70 ... Aunt, Sarah Clary Rogers, played soccer at University of the Ozarks from 1996-2000 ... Undecided on a major.

**57 SHANE CLENIN**

Festus, Mo. | Jefferson HS

FR OL 6-6 300

**HIGH SCHOOL**

Enrolled in January 2017 and participated in spring practice ... Consensus three-star prospect by ESPN, Rivals, Scout and 247Sports ... Rated the No. 1 offensive tackle in the state of Missouri by Scout ... Tabbed the No. 6 player in the state by ESPN and No. 8 by both 247Sports and Rivals ... Ranked as the No. 59 player at his position in the class according to Scout, No. 68 by ESPN and No. 92 by 247Sports ... Coached by Alex Rouggy ... The first-ever Division I signee from Jefferson High School ... Led an offensive line that blocked for a rushing attack that totaled 3,700 yards in two years ... Named to the all-conference first team and all-district second team as an offensive tackle in 2016 ... Also earned a spot on the all-region first team as both an offensive and defensive tackle ... Earned academic all-state honors for the third straight year ... Played in the Offense-Defense All-American Bowl Week in Atlanta on Dec. 29 ... Helped the Blue Jays to a 6-4 record with a 4-2 mark in district play in 2016 ... Racked up 60 pancake blocks ... Paved the way for the offense to average 381 yards rushing per game ... Recorded 33 total tackles, including four tackles for loss ... Picked up all-conference, all-region, all-district and all-state honors as both an offensive and defensive tackle during his junior season in 2015 ... Helped Jefferson High School to a Class 2 District runner-up finish ... Earned all-conference and all-district status as a sophomore defensive lineman in 2014 ... Also a three-year member of the track team and one-year member of the basketball team ... Picked Arkansas over scholarship offers from Indiana, Northwestern, Iowa State, New Mexico, Colorado State and others.

**PERSONAL**

Born on March 26, 1999 ... Son of Chris and Darla Clenin ... Father, Chris, played football at Southeast Missouri State from 1985-88 ... Has an older brother, Stefan ... Engineering major.

**2 KAMREN CURL**

Muskogee, Okla. | Muskogee HS

FR DB 6-1 193

**HIGH SCHOOL**

Consensus three-star prospect by ESPN, Rivals, Scout and 247Sports ... Top 10 player in the state of Oklahoma by ESPN, Rivals and 247Sports ... Tabbed the No. 7 player in Oklahoma and No. 41 safety in the class by Rivals ... Listed as the No. 44 safety in the class and top safety in Oklahoma by Scout ... Rated the No. 9 player in Oklahoma and No. 52 athlete in the 2017 class by ESPN ... Top 10 player in the state and No. 42 athlete in the 247Sports Composite ranking ... Coached by Rafe Watkins at Muskogee High School ... Turned two of his three interceptions into touchdowns as a senior ... Totaled 89 tackles and six pass breakups tackles to help lead the Roughers to a 9-2 record and the Class 6II semifinal ... Also hauled in 46 catches for 533 yards and six TDs on offense ... Named to the All-Phoenix Prep Football team as a defensive back and to Scout's All-Midlands team as an athlete ... Recorded 75 tackles, three interceptions and two pass breakups as a junior ... Totaled 52 tackles and two pass breakups as a sophomore ... Also competed on the track and field team ... Chose Arkansas over Oklahoma, Ole Miss, Texas, TCU, Baylor, Nebraska, Houston, Texas Tech, Washington State, Illinois and others.

**PERSONAL**

Born on March 31, 1999 ... Son of Adrienne and Greg Curl ... Has two sisters: Iyanna and Nya Curl ... Communication major.



**32 JORDON CURTIS**

Jenks, Okla. | Jenks HS

FR DB 5-11 181

**HIGH SCHOOL**

A consensus three-star prospect by ESPN, 247Sports, Rivals and Scout ... Ranked as the No. 16 player in the state of Oklahoma by 247Sports, No. 17 by Rivals and No. 19 by ESPN ... Rated as the No. 3 cornerback in the state of Oklahoma by Scout as well as the No. 7 midland cornerback ... Tabbed as the No. 40 cornerback in the class by Scout ... Played both running back and cornerback at Jenks High School ... Part of three state champion football teams at Jenks High School ... Helped Jenks High School to an 11-1 overall record and an appearance in the Oklahoma Class 6A-1 state semifinal ... Named to the 6A-1 All-District team ... Had 22 tackles and four interceptions, including three returned for touchdowns ... Racked up 1,288 all-purpose yards to average 161.0 per game ... Rushed 63 times for 784 yards and a 12.4 yards per carry average ... Found the end zone nine times on the ground ... Caught 8 of 12 targets for 177 yards and a TD ... Had 167 yards and one TD on four kickoff returns ... Scored the game-winning touchdown from 7-yards out with 1:14 left to lift Jenks High School past Union 35-28 in the MidFirst Backyard Bowl, while playing through a thumb injury ... As a junior, rushed for 781 yards and 12 TDs ... Added 308 receiving yards and two TDs on 14 receptions ... Named to the All-State team as a defensive back after recording 23 tackles, 10 pass breakups and two interceptions, including one returned for a score ... Had eight rushes for 133 yards and a TD to go along with a 46-yard reception and a key pass breakup in a 33-17 win against Union in the Class 6A-1 semifinals ... Rushed four times for 105 yards, including an 80-yard touchdown run in the 41-23 season-opening win over No. 5 Owasso ... Also caught two passes for 26 yards and also took an interception back 30 yards for a score ... Played 13 games as a sophomore ... Tallied 34 stops and one interception, including one returned for a TD ... Also had 2.0 tackles for loss and forced a fumble ... Carried the ball 11 times for 169 yards and three TDs ... Returned six kickoffs for 138 yards and a touchdown ... Coached by Allan Trimble ... Also played basketball and was a member of the track and field team at Jenks High School ... Chose Arkansas over offers from Kansas State, Texas Tech, Purdue, Illinois, Iowa State and others.

**PERSONAL**

Born on Dec. 24, 1998 ... Son of Connie and Louis Curtis ... Father, Louis, played football at Wisconsin and Tulsa and is a member of the University of Tulsa Hall of Fame ... Has a younger sister, Mya ... Undecided on a major.



**40 KYREI FISHER**

Tulsa, Okla. | Union HS

FR LB 6-1 234

**HIGH SCHOOL**

Enrolled in January 2017 and participated in spring practice ... Consensus three-star prospect according to ESPN, Rivals, Scout and 247Sports ... Tabbed the No. 14 player in the state of Oklahoma in the 247Sports Composite rankings ... Rated the No. 11 prospect in Oklahoma by Rivals and No. 14 by 247Sports ... Ranked the No. 49 outside linebacker in the 2017 class by Scout and No. 51 by Rivals ... ESPN rated him the No. 20 player in Oklahoma ... Two-year starter under head coach Kirk Fridrich and defensive coordinator Kyle Fridrich ... Turned in 65 tackles and eight sacks as a senior in 2016 ... Registered four sacks, including three in the first half, in the Class 6A Division I championship game to help Union High School defeat Norman North for its first state title since 2011 ... Named to Scout's All-Midlands team ... Totaled 71 tackles and four sacks as a junior ... Chose Arkansas over Texas, Michigan State, Minnesota, Colorado, Houston and others.

**PERSONAL**

Born on Sept. 17, 1998 ... Son of Kelly Sunday and Derrick Morris ... Son of the late Deatrick Darnell Fisher ... Wears No. 40 in honor of his late father and Derrick Morris, his father's best friend ... Has five siblings: Darrean Fisher, Derek Morris, Devin Clayton, Keyaira Clayton and Amarion Tease ... Kinesiology major.



**2 CHASE HAYDEN**

Memphis, Tenn. | Saint George's Independent School

FR RB 5-10 191

**HIGH SCHOOL**

Tabbed the No. 4 all-purpose running back by Rivals and 247Sports ... Four-star prospect, No. 7 player in the state of Tennessee and No. 169 player in the Class of 2017 by Rivals ... Three-star prospect by ESPN, Scout and 247Sports ... Pegged as the No. 27 running back in the class by Scout ... Earned a final No. 188 prospect ranking in the class by 247Sports Composite ... No. 10 prospect in Tennessee by 247Sports ... Named one of the top 10 performers at The Opening ... Rushed for 7,000 yards and 92 touchdowns over his career at St. George Academy ... Named the male athlete of the year for Division 2 by The Commercial Appeal ... Coached by David Carter ... Earned Division 2A All-State honors from the Tennessee Sports Writers Association as a senior ... Finalist for the Division II-A Mr. Back award ... Named the District 2-A West 2 Player of the Year ... Rushed for 1,940 yards on just 160 attempts for a 12.1 yards per carry average ... Scored 29 touchdowns, including 27 on the ground ... Hauled in eight receptions for 159 yards while also making 51 tackles to go along with 16 pass breakups on defense ... Played in the 15th Annual AutoZone Liberty Bowl All-Star game ... Two-time Tennessee Division 2-A Mr. Basketball winner (2015, 16) ... As a junior, he was named Tennessee's Mr. Football and Mr. Basketball in Division 2-A to become the first person in the first 31 years of both awards to win each in the same year ... Rushed for an area-best 2,625 yards and 32 touchdowns ... Averaged 10.9 yards per carry added five receiving TDs on 19 receptions ... Rushed for 266 yards in the state title game against Northpoint ... First of three straight seasons with over 1,000 yards rushing came as a sophomore in the form of 1,715 yards and 20 touchdowns ... Became St. George's all-time leading scorer in basketball during his senior season with 2,030 career points ... Averaged 24.4 points, 6.5 assists and 2.8 steals per game ... Shot 47.5 from the field and 3-point range, and 87 percent from the free-throw line ... As a junior, averaged 24.6 points, five rebounds, three steals and 2.6 assists per game ... Chose Arkansas over Michigan, Florida, Tennessee, Louisville, Oklahoma State, Mississippi State, South Carolina, Missouri, Vanderbilt, Illinois, Virginia, Purdue, Arizona and others.

**PERSONAL**

Born on April 2, 1999 ... Son of ChaToya and Aaron Hayden ... Has two younger brothers: Dallan and Cullen ... Father, Aaron, was running back at the University of Tennessee before being selected in the fourth round of the 1995 NFL Draft by the San Diego Chargers and played four seasons in the NFL ... Undecided on a major.



**27 HAYDEN HENRY**  
Little Rock, Ark. | Pulaski Academy**FR LB 6-1 209****HIGH SCHOOL**

A three-star recruit by 247Sports ... Ranked as the No. 13 player in the state of Arkansas by 247Sports ... Named the Arkansas Democrat-Gazette All-Arkansas Preps Defensive Player of the Year in 2016 ... Earned 2016 ALL-USA Arkansas honors ... Named the 2016 Arkansas Class 5A Player of the Year by the Little Rock Touchdown Club ... Also tabbed the Class 5A Defensive Player of the Year by Hootens ... Helped Pulaski Academy to a 13-1 record in 2016 and win three consecutive state championships ... Ranked second on the team with 93 tackles, 9.5 tackles for loss and a team-best four interceptions in 14 games played as a senior ... Added one sack, defended 10 passes, recovered three fumbles and forced fumble ... Led the team with 39 solo stops ... Made a tackle in all 14 contests ... Posted double-digit tackles three times, including a season-high 18 in the state championship against Wynne ... As a junior, finished second on the team with 89 tackles ... Tallied 6.0 tackles for loss, eight pass breakups and one quarterback hurry ... Made 35 tackles, forced four interceptions and had two fumble recoveries as a sophomore ... Coached by Kevin Kelley ... Chose Arkansas over Air Force, Navy and others.

**PERSONAL**

Born on Feb. 14, 1999 ... Son of Jenny and Mark Henry ... Mark, played football for the Razorbacks from 1988-1991 and was an All-Southwest Conference center as a senior ... Jenny also attended the University of Arkansas ... Grandson of Skip Coffman, who played basketball for Arkansas from 1957-62 ... Has three siblings: Hunter, Hudson and Hope ... Hunter was an All-American tight end for the Razorbacks from 2013-15 and went on to be selected by San Diego in the second round of the 2016 NFL draft with the 35th overall pick ... Finance major.

**15 KOREY HERNANDEZ**  
Atlanta, Ga. | Cedar Grove HS**FR DB 5-10 174****HIGH SCHOOL**

Enrolled in January 2017 and participated in spring practice ... Consensus three-star prospect by ESPN, Rivals, Scout and 247Sports ... Ranked the No. 65 player at his position by ESPN and No. 71 by Scout ... Tabbed the No. 8 cornerback in the state of Georgia and No. 26 in the south by Scout ... Rated the No. 91 player in the state by ESPN and No. 98 by Rivals ... Started at defensive back and also contributed on special teams and wide receiver ... Helped the Saints take home its first football state championship in Class AAA with a 30-18 victory over Greater Atlanta Christian, finishing the season with 13-2 overall record and a 6-1 mark in league play in 2016 ... Finished senior season with 64 total tackles, 27 pass breakups, two forced fumbles and three interceptions en route to earning all-region first-team honors ... Totaled over 1,000 all-purpose yards through the air, kick returns and punt returns ... Scored three different ways in the team's 40-0 win over Decatur Columbia as he returned the opening kickoff for a touchdown, blocked a punt and recovered it in the end zone for a touchdown, caught a 29-yard TD pass and returned an interception 46 yards to the 15-yard line ... Tallied six tackles, including one for loss, broke up two passes and recorded one interception in the team's 28-3 victory over Jenkins ... Had 85 tackles, three interceptions and 12 pass break ups as a junior ... Chose Arkansas over Iowa, Georgia Tech, Maryland, Wake Forest, South Florida and others.

**PERSONAL**

Born on Nov. 10, 1998 ... Son of Curtis Hernandez and Yolande Caine ... Has three siblings: older brother Kyle Hernandez, younger sister Madison Hernandez, younger brother Joshua Bridges and younger brother Kenzo Holder ... Cousin

of Andre Brown Jr., who is a sophomore defensive back at Indiana ... Cousin of Jordan Eastling, who is a sophomore defensive back at Texas State ... Undecided on a major.

**11 DAULTON HYATT**  
Attalla, Ala. | Etowah HS**FR QB 6-4 188****HIGH SCHOOL**

Enrolled in January 2017 and participated in spring practice ... Four-star prospect by ESPN ... Rated the No. 9 pocket-passer and the No. 150 overall prospect in the nation by ESPN ... Tabbed the No. 5 player in the state of Alabama by ESPN ... The state of Alabama's No. 1 quarterback in the class by Scout ... Transferred from Arab (Ala.) High School to Etowah High for his senior season ... Combined with his junior, sophomore and freshman seasons at Arab High School, he ended his prep career with 6,216 passing yards and 50 TDs to go along with 1,854 yards and 16 scores on the ground ... Became the first high school player under Etowah head coach Drew Noles to sign a scholarship with an SEC program ... Named to the Alabama Sports Writers Association 2016 All-State second team ... Completed 66 percent of his passes (121 of 184) and threw for 2,240 yards with 25 touchdowns to five interceptions for Etowah as a senior ... Finished with a 135.9 quarterback rating ... Added 419 yards on the ground with five TDs on 74 rushes ... Helped the Blue Devils finish second in Region 7 with a 9-3 record and an appearance in the second round of the 5A state playoffs ... Completed 11 of 14 passes for 236 yards and four touchdowns in the Blue Devils' 44-27 Class 5A playoff win over Mae Jemison ... Was 7-of-15 passing for 187 yards and touchdowns of 66 and 49 yards while adding 68 rushing yards on 11 carries against No. 1 Scottsboro ... Participated in the 2016 Alabama-Mississippi All-Star Game ... Attended The Opening-Atlanta ... Threw for 1,100 yards and five TDs as a junior at Arab ... Also tallied 460 yards and two scores on the ground ... Completed 163 of 256 passes for a 64 percent clip as a sophomore ... Earned 6A Region 7 Offensive MVP honors after passing for 2,250 yards and 16 TDs to go along with 745 yards rushing and five TDs and leading Arab to a 7-4 record and a playoff berth ... Also played basketball and baseball ... Fielded scholarship offers from 17 FBS schools ... Chose Arkansas over Louisville, Miami, Missouri, Vanderbilt, Maryland and others.

**PERSONAL**

Born on April 7, 1998 ... Son of Jeremy and Tennille Hyatt ... Has a younger sister, Alexis ... Undecided on a major.



3

**KOILAN JACKSON**

Little Rock, Ark. | Joe T. Robinson HS

FR

WR

6-2

214

**HIGH SCHOOL**

A four-star prospect according to ESPN ... Tabbed as a top-five player in the state of Arkansas by ESPN, 247Sports and Rivals, with a best of No. 2 by 247Sports ... Ranked as the No. 26 wide receiver in the class by 247Sports as well as the No. 2 wide receiver in the state of Arkansas by Scout ... Rated as the No. 167 overall player in the nation by 247Sports ... Helped Joe T. Robinson High School to a 12-2 overall record with a 6-1 mark in conference play in 2016 ... Finished his senior season with 57 receptions for 1,206 yards and 12 touchdowns ... Added 487 rushing yards and eight touchdowns on 56 carries ... Also completed 5 of 9 passes for 80 yards and three touchdowns ... Logged seven games of 100 or more receiving yards ... Averaged 21.2 yards per catch and 92.8 receiving yards per contest ... Racked up 469 receiving yards and nine total touchdowns through the team's first four games ... Totaled 100 or more receiving yards in four of the team's first five games ... Had a streak of three straight 100-yard receiving games later in the season ... Rumbled for 141 yards and one TD on 19 carries, while going 1-for-3 passing for 15 yards against Warren High School in the Class 4A quarterfinals ... Had four receptions for 106 yards and two touchdowns from 38 and 27-yards out without playing in the second half of Joe T. Robinson's 51-28 season-opening win over Lakeside High School ... Made six catches for 128 yards and a TD in a win over Arkadelphia High School ... Hauled in five receptions for 176 yards and three touchdowns to help Joe T. Robinson in a 47-18 win over Fountain Lake High School ... Transferred to Joe T. Robinson from Parkview High School following his junior season in 2015 ... Produced 3,000 yards of total offense and 38 touchdowns in 2015 as the quarterback for Parkview ... Chose Arkansas over Illinois, Memphis, Louisiana-Monroe, Army and others.

**PERSONAL**

Born on Sept. 20, 1999 ... Son of Melanie and two-time All-America and All-Pro tight end Keith Jackson Sr. ... Keith, a member of the College Football Hall of Fame, played at Oklahoma from 1984-87 and served as a member of the Razorback Sports Network as a color analyst on radio broadcasts from 2000-16 ... Has two brothers, Keith Jr., and Kenyon ... Keith Jr., was an All-SEC defensive tackle for the Razorbacks from 2003-06 before playing in the NFL for the St. Louis Rams and San Diego Chargers ... Kenyon is a sophomore defensive lineman at Illinois ... Undecided on a major.



5

**BRANDON MARTIN**

Monroe, La. | Mississippi Gulf Coast CC

SO

WR

6-4

219

**MISSISSIPPI GULF COAST CC (2015-16)**

Enrolled in January 2017 and participated in spring practice ... Consensus top 10 junior college prospect and four-star according to ESPN, Scout and 247Sports ... Ranked the No. 2 player and No. 1 wide receiver in the ESPN JC50 ... Tabbed the No. 8 junior college player by Scout and 247Sports ... Totaled 23 receptions for 327 yards and a team-best four touchdowns in his lone season on the field at Mississippi Gulf Coast ... Scored all four touchdowns over a six-game span ... Had six catches for 98 yards and a TD against Jones County CC ... Redshirted as a true freshman in 2015 ... Chose Arkansas over LSU, Auburn, Florida, Louisville, Georgia, Mississippi State, Arizona State and others.

**HIGH SCHOOL**

Rated a four-star prospect and the No. 111 overall player in the ESPN300 ... ESPN ranked him the No. 4 player in the state of Louisiana and the No. 12 wide receiver in the class ... Attended Wossman High School before finishing at Prime Prep Academy in Dallas ... Earned a spot in the Under Armour All-American game ... Totaled 26 TDs and had more than 1,300 receiving yards ... Won the state and national titles in the high jump with a clearance of 7' 2" ... Signed with LSU over Miami, Louisville, Baylor, Missouri and others out of Prime Academy.

**PERSONAL**

Born on July 12, 1996 ... Son of Karen and Lloyd Martin ... Father of Syncere Martin ... Has six brothers and sisters: Jasmine Martin, Darius Martin, Lloyd Johnson, Michael Johnson, Contrell Johnson and D'Jonterrious Haynes ... Criminal justice major.



24

**JARQUES McCLELLION**

Lake Worth, Fla. | American Heritage School

FR

DB

6-0

172

**HIGH SCHOOL**

Consensus three-star prospect by ESPN, Rivals, Scout and 247Sports ... Rated the No. 53 cornerback in the class of 2017 and No. 17 corner in the South by Scout ... ESPN tabbed him the No. 62 cornerback with a scout grade of 77 ... Ranked the No. 89 cornerback and No. 113 player in the state of Florida by 247Sports Composite ... Won the 2017 Brandon Flowers Defensive Player of the Year Award, which is named after his cousin, who currently plays in the NFL for the Los Angeles Chargers ... Earned an invite to the Blue-Grey All-American Bowl held in Jacksonville ... Named to the Sun-Sentinel Super 11 prior to the season ... Earned all-area recognition ... Totaled 46 tackles and 21 pass breakups as a senior ... Also had four receiving touchdowns ... Helped lead American Heritage High School to the 2015 Florida 3A state championship game and a 10-3 record ... Had eight interceptions and 45 tackles as a junior ... Selected Arkansas over Florida, Louisville, Michigan State, Nebraska, North Carolina, Kentucky, West Virginia, Purdue, Maryland, Syracuse, Boston College, California and others.

**PERSONAL**

Born on Dec. 3, 1997 ... Son of Tamika and Central McClellion ... Father, Central, played football at Ohio State ... Undecided on a major ... Cousin of Brandon Flowers, who played cornerback for the Kansas City Chiefs and San Diego Chargers.

**29 DERRICK MUNSON**  
New Orleans, La. | Archbishop Rummel HS**FR LB 5-11 203****HIGH SCHOOL**

A consensus three-star prospect by ESPN, 247Sports, Rivals and Scout ... Ranked as the No. 4 outside linebacker in Louisiana and No. 31 in the south by Scout ... Rated as the No. 21 player in Louisiana by 247Sports.com ... Tabbed as the No. 38 outside linebacker in the class by 247Sports ... Played safety as a sophomore and linebacker as a junior and senior ... As a senior, earned a spot on the Louisiana Sports Writers Association Class 5A All-State team and was named Most Valuable Defensive Player in the Catholic League ... Selected to the ALL-USA Louisiana Football first team ... Recorded 120 tackles, including five for loss, and five interceptions while playing linebacker ... Helped Archbishop Rummel High School's defense allow only 14 points over the first two games of the season ... Tallied 19 tackles and stopped University Lab High School's final two threats in the fourth quarter with interceptions in the team's 28-14 season-opening win ... Followed that performance with 12 stops and an interception in the 21-0 win at Covington High School ... As a junior in 2015, recorded 160 tackles, including 21 for loss, six sacks and two interceptions en route to Defensive Player of the Year honors on The New Orleans Advocate's All-Metro team ... Averaged 12.1 tackles in 13 games and helped Archbishop Rummel High School to a district title and state championship runner-up finish ... Racked up 20 tackles, forced three fumbles and intercepted a pass in a win over Mississippi's Wayne County High School ... Totaled 92 tackles as a sophomore and helped the team to a district championship and appearance in the state semifinal ... Made 68 stops as a freshman and helped win the school's first football state championship ... Played with current Razorbacks Henre' Toliver, Dwayne Eugene and Briston Guidry at Archbishop Rummel ... Also played basketball and was a member of the wrestling team at Archbishop Rummel High School ... Coached by Jay Roth ... Chose Arkansas over Louisville.

**PERSONAL**

Born on Jan. 7, 1998 ... Son of Collette Munson and Rodney Franklin ... Has three siblings: Rodney Munson, Chance Franklin and Alaysia Franklin ... Recreation and sport management major.

**7 JONATHAN NANCE**  
Gulfport, Miss. | Mississippi Gulf Coast CC**JR WR 6-0 182****MISSISSIPPI GULF COAST CC (2015-16)**

Enrolled in January 2017 and participated in spring practice ... Ranked as the No. 13 junior college wide receiver and the No. 117 overall prospect by 247Sports ... Battled through a shoulder injury and finished with 13 receptions for 153 yards. Chose Arkansas over Colorado State, Troy and Louisiana-Monroe ... Hauled in 31 receptions for 400 yards and three touchdowns as a freshman ... Grabbed eight receptions at Southwest Mississippi ... Over the final two games of the 2015 season, hauled in receptions of 47 and 62 yards while putting together a 109-yard performance with a score against Itawamba.

**HIGH SCHOOL**

Sun Herald All-South Mississippi Football Team honoree and also played in the Bernard Blackwell All-Star Classic ... Named first-team All-Area and first-team All-Region as a junior and senior, while earning second-team All-State accolades as a senior ... Two-time All-Region 4-6A selection ... Totaled 63 receptions for 743 yards and six touchdowns as a senior ... Over 30 games at Gulfport High School, he scored 16 touchdowns, including 14 through the air, while totaling over 1,500 yards receiving ... Recorded 60 tackles, including six tackles for loss and a pair of interceptions ... Boomed a 55-yard punt with under two minutes to play after starting punter got hurt ... Signed with Southern Mississippi out of high school and enrolled early in January of 2015 before transferring to Mississippi Gulf Coast.

**PERSONAL**

Born on August 19, 1997 ... Son of Melissa and James Nance Jr. ... Has two brothers: James and Joel, and one younger sister, Sara ... Sociology major.

**18 JEREMY PATTON**  
Indianapolis, Ind. | Arizona Western College**JR TE 6-6 236****ARIZONA WESTERN COLLEGE (2015-16)**

Consensus four-star prospect and the No. 1 tight end according to ESPN, Scout and 247Sports ... Ranked the No. 9 junior college prospect by 247Sports, marking the first time since 2013 a tight end has been in the top 10 ... Tabbed the No. 17 junior college player by Scout and landed at No. 33 in the ESPN JC50 ... Helped lead Arizona Western College to the NJCAA championship game, a record of 11-1 and the No. 3 ranking in the final NJCAA poll ... Coached by Tom Minnick ... Named the team's offensive MVP at the El Toro Bowl after scoring a fourth quarter touchdown ... All-WSFL and All-Region 1 honoree ... Totaled 18 receptions for 242 yards and a team-best six touchdowns ... Hauled in five TD grabs over his final three games ... Had a team-high four TD receptions to go along with 17 catches for 316 yards as a freshman in 2015 ... Chose Arkansas over Alabama, Auburn, Louisville, USC, Utah, Mississippi State, South Carolina, Oklahoma State, Nebraska, Pittsburgh, Houston, Arizona State, Arizona and others.



**44** **JOSH PAUL**  
Kenner, La. | De La Salle HS

FR LB 6-2 205

**HIGH SCHOOL**

Ranked a three-star prospect by ESPN, Scout and 247Sports ... Top 50 player in the state of Louisiana according to ESPN (No. 41) and 247Sports Composite (No. 50) ... Graded as an outside linebacker by every scouting service ... Listed as the No. 53 outside linebacker in the class and No. 22 outside linebacker in the south by Scout ... ESPN ranked him as the No. 75 outside linebacker while 247Sports ranked him No. 86 at his position ... Named the Class 3A Defensive Player of the Year by the Lane Sports by the Louisiana Sports Writers Association and the Times Picayune All-Metro Small Schools Defensive Player of the Year following his senior season ... Led De La Salle to a 13-1 record and the state semifinals ... Coached by Ryan Manale ... Earned a spot on the MaxPreps Medium School All-America second team ... Recorded 81 tackles, including five for loss, a sack, two forced fumbles and returned an interception for an 80-yard touchdown ... Returned a punt for a TD against KIPP Renaissance High School and also blocked two punts in 2016 ... Helped lead De La Salle to a 13-1 record and into the state semifinals ... Split time at linebacker and safety as a junior with 43 tackles, including nine for loss, seven tackles, four interceptions, two forced fumbles and two defensive touchdowns ... Named to the New Orleans Advocate All-Area first team ... Chose Arkansas over Ole Miss, Mississippi State and others.

**PERSONAL**

Born on Oct. 9, 1997 ... Son of Simona Paul and Stephfon Washington.



**6** **GABE RICHARDSON**  
Decatur, Ga. | Hutchinson CC (Kan.)

SO LB 6-3 239

**HUTCHINSON CC (2016)**

Earned KJCCC All-Conference honorable mention status ... Led the team with 18.5 tackles for loss ... Tied for the team lead with 6.0 sacks ... Totaled 60 tackles in 11 games to rank fifth on the team ... 37 of his 60 tackles were of the solo variety ... Part of a defense that allowed only 18.2 points per game and just 91.1 yards per game on the ground ... 4.5 of his sacks came against conference opponents ... Logged eight or more tackles five times ... Tallied a season-high 13 stops, including 4.0 for loss, in a 21-12 win against Iowa Western CC ... Recorded a tackle for loss in seven games, including five multiple tackle for loss performances ... Racked up 10.5 tackles for loss through the last four games of the season ... Notched eight tackles, a season-high 2.5 sacks and 4.0 tackles for loss against Independence CC ... Coached by Rion Rhoades ... Chose Arkansas over West Virginia, Louisville, Nebraska, Texas Tech, Syracuse, Maryland, and Buffalo.

**HIGH SCHOOL**

Recorded 8.0 sacks as a senior and 9.0 sacks as a junior.

**PERSONAL**

Born on Dec. 9, 1996 ... Son of April Steele ... Has five siblings: Travis Whitehead, Grace Whitehead, Faith Whitehead, Melvin Whitehead III and Jocelyn Richardson ... Social work major with an emphasis in marriage and family counseling.



**71** **DAVID PORTER**  
Little Rock, Ark. | Joe T. Robinson HS

FR DL 6-3 241

**HIGH SCHOOL**

A consensus three-star prospect by ESPN, 247Sports, Rivals and Scout ... Rated the No. 1 defensive end in the state of Arkansas by Scout ... Ranked as the nation's No. 49 strong-side defensive end and the state of Arkansas' No. 10 overall prospect, according to 247Sports Composite ... Helped Joe T. Robinson High School to a 12-2 overall record with a 6-1 mark in conference play in 2016 ... Ranked third on the team with 105 total tackles ... Averaged 8.1 tackles per game ... 68 of 105 tackles were of the solo variety ... Led the team with 24.0 tackles for loss and tied for the team lead with 10.0 sacks ... Logged five double-digit tackle performances, including a season-high 13 in a 42-0 win over Baptist Prep ... Had 33 tackles during a three-game stretch ... Tallied multiple tackles for loss in six games ... Notched a season-high 5.0 tackles for loss twice ... Booked a tackle for loss in seven straight games to close out the season, totaling 20.0 over that stretch ... Added a forced fumble and a pass deflection ... James Street Sportsmanship Award nominee ... Attended the Nike The Opening Dallas Regional in March 2016 ... As a junior, recorded 84 tackles, including 17.0 tackles for loss, 8.0 sacks, one pass deflection, one forced fumble and one recovered fumble ... Coached by Todd Eskola ... Chose Arkansas over Baylor, Texas, Iowa State, Kansas State, Colorado State, Louisiana-Monroe, Louisiana Tech, Rutgers, Tulsa and others.

**PERSONAL**

Born on Sept. 17, 1999 ... Son of Kecia Porter ... Undecided on a major.



**78** **DALTON WAGNER**  
Spring Grove, Ill. | Richmond Burton HS

FR OL 6-9 311

**HIGH SCHOOL**

Enrolled in January 2017 and participated in spring practice ... Consensus three-star prospect according to ESPN, Rivals, Scout and 247Sports ... Rated the No. 256 overall prospect in the class by 247Sports ... Tabbed a top 50 prospect at his position by 247Sports (No. 32) and Scout (No. 46) ... Touted as the No. 1 offensive tackle in the state of Illinois according to Scout ... Ranked as the No. 4 player in the state by 247Sports, No. 8 by Scout and No. 19 by ESPN ... A three-year starter on the offensive line at Richmond-Burton ... Coached by Pat Elder ... Earned a spot on the Northwest Herald All-Area first team in 2016 for the second straight season ... Named to the Illinois High School Football Coaches Association Class 4-A All-State team and All-Kishwaukee River Conference team ... Helped Richmond-Burton to a 6-4 record with a 5-1 mark in conference play and the program's 10th consecutive Class 4A playoff appearance in 2016 ... Paved the way for the Rockets to score 30 or more points four times ... Add 14 total tackles, one tackle for loss and a half-sack on defense in 2016 ... Helped Richmond-Burton advance to the second round of the state playoffs in 2015 ... Was one of 600 players selected to the 2016 U.S. Army All-American Combine in San Antonio ... Chose Arkansas over Louisville, Utah, California, Vanderbilt, Virginia, Illinois, Indiana, Purdue and others.

**PERSONAL**

Born on Oct. 5, 1998 ... Son of Brad and Nancy Wagner ... Father, Brad, is a former offensive lineman at Western Illinois ... Has three siblings, Bryce, Melanie and Wyatt ... Brother, Bryce, is a junior offensive lineman at Southern Illinois ... Business economics major.



# 9

## DE'VION WARREN

Monroe, La. | Ouachita Parish HS

FR

WR

5-10

181

### HIGH SCHOOL

A four-star prospect by ESPN ... Ranked as the No. 18 player in Louisiana by ESPN ... Tabbed as the No. 5 athlete in Louisiana and the No. 28 athlete in the south by Scout ... Rated as the No. 34 athlete in the class by ESPN ... Listed as the No. 37 player in the class by 247Sports ... A three-year letterman at Ouachita Parish High School ... A three-time all-district selection and two-time all-northeast honoree ... Named a Louisiana Sports Writer's Association All-State Class 5A honorable mention as a senior in 2016 ... Earned a spot on the Central Louisiana All-District first team ... Was responsible for 39 total touchdowns ... Tallied 1,361 yards on the ground ... Completed 57 of 128 passes against just one interception for 1,022 yards ... Had 317 total yards and seven touchdowns in a 54-35 win against Natchitoches (La.) Central High School ... Followed that performance with 136 rushing yards and six touchdowns against Alexandria (La.) High School ... Rushed 26 times for 215 yards and four TDs against Ruston ... As a junior in 2015, played quarterback and had more than 2,200 yards of total offense and 27 TDs ... Threw for 235 yards and three scores as a sophomore in 2014 ... Also rushed for 628 yards and six TDs ... Coached by Jeff Fitzgerald ... Chose Arkansas over Colorado State.

### PERSONAL

Born on Nov. 1, 1998 ... Son of Roxanne and Lavell Warren ... Has a younger brother, Jakob ... Undecided on a major.



# 33

## DAVID WILLIAMS

Philadelphia, Pa. | South Carolina

SR

RB

6-1

220

### JUNIOR AT SOUTH CAROLINA (2016)

Rushed for 239 yards and three touchdowns on 56 carries ... Turned 14 of his carries into first downs and five into runs of 10 or more yards ... Caught nine passes for 72 yards ... Had a 10-yard play either on the ground or receiving in six of nine games played ... **vs. East Carolina (Sept. 17):** Had 83 all-purpose yards on just eight touches, highlighted by 67 yards on the ground ... Three of his seven carries went for over 15 yards while he accounted for four first downs ... **vs. UMass (Oct. 22):** Scored a pair of first half touchdowns during a 69-yard day on the ground ... Highlighted by a season-long run of 33 yards, he totaled 54 yards on seven carries in the first quarter ... **at Florida (Nov. 12):** Accounted for the team's lone touchdown on a 1-yard run in the fourth quarter ... Ran for 20 yards and added 26 receiving yards on four receptions.

### SOPHOMORE AT SOUTH CAROLINA (2015)

Made first four career starts and played in all 12 games ... Third on the team with 299 yards rushing on 86 carries ... Had 11 receptions for 93 yards ... Turned 15 of his carries into first downs and had nine runs of 10-plus yards ... Had a 10-yard run in five straight games midway through the season ... **vs. North Carolina (Sept. 3):** Ran 10 times for 42 yards in the season opener ... **at No. 7 LSU (Oct. 10):** Made his first career start and responded with 25 yards on seven carries and a pair of receptions for nine yards ... **vs. Vanderbilt (Oct. 17):** Built off his first career start with 49 yards rushing on seven carries, highlighted by three runs of 10 or more yards ... **at Texas A&M (Oct. 31):** Totaled 70 all-purpose yards and three first downs ... Hauled in three passes for 43 yards and ran for 27 more on the ground ... Also made starts at Tennessee (Nov. 7) and against No.1 Clemson (Nov. 28) in the final month of the season.

### REDSHIRT FRESHMAN AT SOUTH CAROLINA (2014)

Played in nine games ... Totaled 256 yards on 45 carries for a 5.7 average with two touchdowns ... Caught seven passes for 99 yards ... 16 of his 45 carries resulted in a first down and nine went for 10-plus yards ... **at Vanderbilt (Sept. 20):** Scored

first collegiate touchdown and rushed four times for 25 yards ... **vs. Furman (Oct. 18):** Turned 11 carries into his first 100-yard rushing performance that included a career-long run of 37 yards ... Totaled 125 all-purpose yards with 110 on the ground and 15 yards on a reception ... Accounted for four first downs on the ground and one through the air with four carries of 10-plus yards ... **vs. South Alabama (Nov. 22):** Ran a career-high 22 times for 65 yards, highlighted by 14-yard touchdown ... **at No. 15 Clemson (Nov. 29):** Put together 85 all-purpose yards that included four receptions for 70 yards out of the backfield ... Turned in a 59-yard catch-and-run in the fourth quarter for the longest play of his career.

### FRESHMAN AT SOUTH CAROLINA (2013)

Redshirted as a true freshman.

### HIGH SCHOOL

Unanimous four-star prospect by ESPN, Rivals, Scout and 247Sports ... Consensus top 8 player in the state of Pennsylvania by ESPN, Rivals and 247Sports ... Ranked the No. 131 overall prospect in the ESPN300 for the class of 2013 ... ESPN tabbed him the No. 6 player in Pennsylvania and the No. 13 running back in the class with a scout grade of 83 ... Ranked the No. 145 overall player in the class, No. 8 all-purpose back and No. 7 player in the state by 247Sports ... Landed at No. 160 overall in the 247Sports Composite Ranking ... Rushed for 1,904 yards on 195 carries (9.8 per rush) with 23 touchdowns as a senior at Imhotep Charter in Philadelphia ... Led the Panthers to a 14-1 record as a senior in 2013 ... Coached by Albie Crosby ... Played in the Semper Fidelis All-American Bowl in Carson, Calif. following his senior season ... Earned first-team All-City honors as a junior when he fell just short of 2,000 yards rushing ... Chose South Carolina over Ohio State, Auburn, Tennessee, Southern Cal, Notre Dame, Wisconsin, Penn State, Nebraska, Michigan State, West Virginia, Miami, Pittsburgh, NC State, Virginia, California, Maryland, Arizona State, Arizona and others.

### PERSONAL

Born on June 17, 1994 ... Graduated in May of 2017 from University of South Carolina with a retail management degree ... 2013-14 SEC First-Year Academic Honor Roll honoree and a 2016 SEC Fall Academic Honor Roll selection.

### CAREER STATS

	GP/GS	RUSHING					RECEIVING				
		ATT	YDS	AVG	TD	LNG	REC	YDS	AVG	TD	LNG
2014	9/0	45	256	5.7	2	37	7	99	14.1	0	59
2015	12/4	86	299	3.5	0	18	11	93	8.5	0	21
2016	9/1	56	244	4.4	3	33	9	72	8.0	0	16
<b>TOTAL</b>	<b>30/5</b>	<b>187</b>	<b>799</b>	<b>4.3</b>	<b>5</b>	<b>37</b>	<b>27</b>	<b>264</b>	<b>9.8</b>	<b>0</b>	<b>59</b>





**23** MALEEK WILLIAMS  
Punta Gorda, Fla. | Charlotte HS

FR RB 5-11 218

**HIGH SCHOOL**

Enrolled in January 2017 and participated in spring practice ... Rated a four-star prospect and the No. 33 running back in the class of 2017 by ESPN with a scout grade of 80 ... ESPN also tabbed him as the No. 57 player in the state of Florida ... Ranked the No. 14 running back in Florida by Scout ... Graded out as the No. 47 running back in the class in the 247Sports Composite ranking ... Coached by Binky Waldrop ... Finished his career with 38 rushing touchdowns and eight 100-yard games ... Named the Suncoast Sports All-Area Player of the Year as a senior in 2016 ... Also named to the FACA All-District 18 Class 7A team ... Rushed for an area-leading 1,294 yards with 24 touchdowns en route to leading Charlotte High School to their first state semifinal appearance since 2002 ... Topped the 100-yard mark on the ground five times with seven multi-touchdown performances ... As a junior, he rushed for 664 yards and 12 touchdowns behind Elijah Mack, who is currently at South Florida ... Also ran track and clocked the fastest times in the state in both the 100m (10.85) and 200m (22.39) events as a freshman ... Chose Arkansas over Tennessee, Oregon, Kentucky, North Carolina, Colorado, Illinois, South Florida, Minnesota, Purdue and others.

**PERSONAL**

Born on November 3, 1998 ... Son of Michelle Stanford and Cosmo Williams ... Has a younger brother, Chad ... Undecided on a major.



**54** TERRELL COLLINS  
St. Louis, Mo. | Iowa Western CC

SO LB 6-0 240

**IOWA WESTERN CC (2016)**

Played in 10 games ... Recorded 34 tackles, including 1.5 for loss and 1.0 sack ... Tallied a career-high seven tackles in three games ... Earned Midwest Football Conference Honorable Mention All-Conference honors ... Coached by Scott Strohmeier.

**HIGH SCHOOL**

Named Class 6-A Linebacker of the Year ... Earned first team all-state and all-conference honors as a senior ... Totaled 117 tackles, 5.0 sacks, and one interception ... Recorded 91 tackles, 3.0 sacks and one interception as a junior ... Collected 15 tackles as a freshman ... Coached by Van Vanatta.

**PERSONAL**

Born on July 25, 1996 ... Son of Clarence Collins and Laura Lenix ... Has an older sister, Adrienne Collins ... Cousin, Mark Collins, played football at Georgia State in 2009 ... Sociology major ... Earned an associate's degree in general studies.



**83** DE'SHAWN GULLEDE  
Kensett, Ark. | Bald Knob HS

FR WR 5-9 175

**HIGH SCHOOL**

Accounted for 36 touchdowns to help Bald Knob High School to an 11-2 record and a Class 3A conference championship as a senior in 2016 ... Carried the ball 86 times for 697 yards and 16 TDs ... Caught 36 passes for 909 yards and 12 TDs ... Returned six punts for 232 yards and four TDs as well as seven kickoffs for 215 yards and a score ... Clocked a time of 4.42 seconds in the 40 at the All Arkansas camp in Little Rock in June 2016 ... Attended Nike The Opening Dallas in March 2016 ... Invited to the 2016 U.S. Army All-American Combine ... Earned All-State honors at wide receiver as a junior ... Totaled 1,013 yards and 14 TDs on 90 carries ... Hauled in 36 passes for 580 yards and 10 TDs ... Returned an interception for a score ... As a sophomore, earned All-Conference and All-Arkansas Prep honors ... Tallied 940 yards and 11 TDs on 109 attempts on the ground ... Recorded 315 yards and two TDs on 13 catches ... Returned two kickoffs for TDs ... Coached by Randy Johnston ... Also played basketball, baseball and was a member of the track and field team at Bald Knob HS.

**PERSONAL**

Born on July 14, 1998 ... Son of Jennifer Boyd and Maurice Gullede ... Has two siblings: Desmond Gullede and Tyrah Gullede ... Kinesiology major.



**64** AUDRY HORN  
Benton, Ark. | Little Rock Catholic HS

FR OL 6-2 329

**HIGH SCHOOL**

Helped lead Little Rock Catholic to the 7A state playoffs each of his four years ... Owns the school record in the bench press (415 lbs.) and squat (535 lbs.) ... Attended the Arkansas three-day camp last summer ... Carried a 3.4 GPA over his high school career.

**PERSONAL**

Born on Oct. 28, 1998 ... Son of Ashley and Brian Keith Horn ... Dad played college baseball at Arkansas State and professionally with the Cleveland Indians ... Has a younger brother, Alex ... Criminal justice major.

**92** **BLAKE MAZZA**  
Plano, Texas | Plano Senior HS**FR** **P/K** **5-9** **173****HIGH SCHOOL**

Worked with Chris Sailer Kicking, which ranked him a five-star prospect and the No. 12 placekicker in the nation for the 2017 class ... Three-year starter ... Served as the team's kicker, punter and kickoff specialist ... Converted 17 of 23 career field goal attempts ... Named first team all-district as a kicker and punter ... Was 6-for-9 on field goals with a long of 44 yards and 26-for-27 on extra points as a senior ... Had 11 touchbacks out of 48 kickoffs ... Earned second team all-district honors as a junior and sophomore ... Hit 10 of 10 on PATs and nailed his lone field goal attempt as a sophomore ... Made a 65-yard field goal to win a Chris Sailer competition.

**PERSONAL**

Born on Dec. 8, 1998 ... Son of Matt and Kristen Mazza ... Has one sister, Chandler ... Kinesiology major with a minor in business.

**48** **JORDAN SILVER**  
Branson, Mo. | Branson HS**FR** **LS** **6-3** **235****HIGH SCHOOL**

Rated as a five-star prospect and the No. 13 long snapper in the class according to Kohl's Kicking, the premier specialist program in the country ... Under Armour All-America honorable mention ... Snapped 44 times as a senior ... Attended the National Invitational Scholarship Camp, which is America's largest camp for kickers, punters and snappers ... Earned a spot in the final Under Armour Competition at the camp after he scored on 10 of his 12 snaps with an average snap time of .68 seconds ... His snaps to a punter have been regularly clocked at 38 mph ... Chose Arkansas over Oklahoma State, Oklahoma and Baylor.

**PERSONAL**

Born on March 8, 1998 ... Son of Lynnne and John Silver ... Has one brother, Justin ... Chemistry major.

**39** **TYLER PENNINGTON**  
Cary, Ill. | Cary-Grove HS**FR** **LB** **5-10** **210****HIGH SCHOOL**

A four-year starter, who finished as Cary-Grove High School's all-time rushing leader with 5,161 rushing yards (15th on the IHSA career list) and 84 touchdowns ... Named the Northwest Herald Male Athlete of the Year in 2016 and 2017 ... Earned Northwest Herald All-Area first team honors in both football and baseball in 2016 and 2017 ... Totaled 185 tackles, 26.5 tackles for loss and 8.5 sacks ... Started at fullback for four seasons and at linebacker for three ... A three-time Northwest Herald All-Area first-team selection ... Helped his teams to a 10-4 record in the playoffs with one Class 7A state runner-up finish and another semifinal appearance ... Coached by Brad Seaburg ... Rushed 274 times for 1,833 yards and 35 touchdowns in 14 games as a sophomore ... Gained 180 yards and scored two touchdowns on 39 attempts in the 2014 Class 7A championship game ... Carried 197 times for 1,120 yards and 8 touchdowns in eight games at fullback as a freshman.

**PERSONAL**

Born on Jan. 19, 1999 ... Son of Doug and Stellanna Pennington ... Undecided on a major.

**84** **TYSON MORRIS**  
Helena-West Helena, Ark. | Fayetteville HS**FR** **WR** **6-1** **199****HIGH SCHOOL**

Earned all-state and all-conference honors after helping lead his team to a Class 7A state championship as a senior ... Named to the 2015 ALL-USA Arkansas Football Team ... Earned first team all-conference honors as a junior and second team all-conference honors as a sophomore ... Coached by Daryl Patton.

**PERSONAL**

Born on March 23, 1998 ... Son of Isaiah and Synetra Morris ... Father, Isaiah, played basketball for Arkansas from 1990-92 and was a second-round pick in the 1992 NBA Draft to the Miami Heat ... Has one sibling, Devin Morris ... Signed with Central Oklahoma out of high school.

**37** **BRENDEN YOUNG**  
Little Rock, Ark. | Ouachita Baptist**SO** **DB** **6-1** **202****OUACHITA BAPTIST (2015)**

Appeared in 11 games ... Recorded nine tackles, one quarterback hurry and one interception.

**HIGH SCHOOL**

Earned all-state honors at safety as the team's leader in tackles with 88, including five on special teams ... Recorded one interception and six pass breakups ... Led Bryant to a 9-2-1 overall record during his senior season, a second-place finish in Class 7A/6A Central and a trip to the second round of the playoffs ... Played for the East team in the Arkansas High School Coaches Association All-Star Game ... Coached by Paul Calley ... Also earned all-state honors in track.

**PERSONAL**

Born on Nov. 11, 1996 ... Son of Gibion and Chavelia Young ... Has two siblings: Daelyn and Joseph ... Recreation and sport management major.

2016 REVIEW







**AUSTIN ALLEN** became the first quarterback in school history and one of just four in the SEC since 2000 to throw multiple touchdown passes in each of the first seven games of a season, joining Kenny Hill (Texas A&M, 2014), Andre Woodson (Kentucky, 2007) and Rex Grossman (Florida, 2001).

### ALLEN DELIVERED AS QB1

In his first season as the Razorbacks' top signal-caller, **QB AUSTIN ALLEN** immediately made his mark by leading the SEC with 3,430 passing yards, including a league-best 2,291 in conference play. He finished with 25 touchdown passes, which ranked second in the conference, completed 61.1 percent of his passes (245 of 401) and boasted a 146.04 passer rating.

His 3,430 passing yards and 25 touchdown passes each ranked fifth in single-season school history. Of his 25 touchdown passes, 19 came inside the red zone, which led the SEC and tied for 10th in the FBS. He also tied for the FBS lead with 15 touchdown passes against ranked opponents.

The Fayetteville product threw for 200-plus yards in 11 games, including four 300-plus yard performances in SEC play.

### RW3 TOPS 1,000-YARDS RUSHING

**RB RAWLEIGH WILLIAMS III** became the 13th player in Arkansas history to eclipse 1,000 yards rushing in a season. Williams captured the SEC regular-season rushing title with 1,326 yards and finished the year with 1,360.

Arkansas has had a 1,000-yard rusher in four straight seasons by three different players. Williams also became the seventh different running back to run for 1,000 yards in **HC BRET BIELEMA'S** 11-year head coaching career. Bielema has had a 1,000-yard rusher in each of his 11 seasons as a head coach.

In addition, Williams became the sixth different running back to run for 200 yards in a single-game under Bielema in his 11 seasons as a head coach. Bielema is 10-0 all-time when he has a player run for 200 or more yards.

### DOUBLE TROUBLE

Arkansas has been one of the most balanced offenses in the nation over the last two seasons under **OC DAN ENOS**. In fact, Arkansas and Boise State were the

only two FBS teams to have a 3,000-yard passer and 1,300-yard rusher in each of the last two seasons. Even more impressive, Arkansas was the only school that accomplished the feat with two different quarterbacks and two different running backs.

The combo of a 3,000-yard passer and 1,300-yard rusher has been accomplished three times in Arkansas' program history (2010, 15, 16) with two coming under Enos the last two years.

Arkansas was one of 14 FBS programs with a 3,000-yard passer and 1,300-yard rusher in 2016 and one of just nine FBS programs with a different 3,000-yard passer in 2015 and 2016.

**QB BRANDON ALLEN** (2015) and **QB AUSTIN ALLEN** (2016) each passed for 3,000 yards in the last two seasons. The only other time two different Arkansas quarterbacks threw for 3,000 yards in consecutive seasons came in 2010 (**RYAN MALLETT**) and 2011 (**TYLER WILSON**).

Arkansas was one of just four FBS programs with a different 1,300-yard rusher in 2015 and 2016. It was just the second time Arkansas had a 1,300-yard rusher in back-to-back seasons and the first time two different players accounted for 1,300 yards rushing in consecutive seasons. **RB DARREN MCFADDEN** rushed for over 1,300 yards in 2006 and 2007.

### RW3'S CAREER NIGHT

**RB RAWLEIGH WILLIAMS III** had a career performance at Mississippi State on Nov. 19, rushing for 205 yards and four TDs on 16 carries and passing for a TD. He became the fourth player in Arkansas history to run for over 200 yards in an SEC game.

Williams was also the first non-QB in college football in 2016 to rush for four TDs and pass for a TD in a game and one of two FBS running backs to run for four TDs and pass for another since 2000. The other was former Wisconsin RB James White (2012 vs. Nebraska in BIG Championship Game), who also played for **HC BRET BIELEMA** at the time.

Williams set career-highs for rushing yards and TDs in the first half against Mississippi State with 191 yards and four touchdowns on just eight carries. He had a hand in five of Arkansas' first six TDs in the game with four coming on the ground and the fifth coming on a 1-yard TD pass on 4th-and-goal in the third quarter. He eclipsed 100-yards rushing in his first four attempts (122), marking the first time that an Arkansas running back has rushed for more than 100 yards in the first quarter since **RB KNILE DAVIS** on Nov. 20, 2010.

### IN GOOD COMPANY

**RB RAWLEIGH WILLIAMS III** was one of just two players in the SEC to run for 200 yards and four TDs in a game in 2016. In fact, he became one of only seven players in the conference to accomplish that feat since 2000.

PLAYER	TEAM	DATE	OPPONENT	ATT	YDS	AVG	TD
Derrius Guice	LSU	11/24/16	Texas A&M	37	285	7.7	4
<b>Rawleigh Williams III</b>	<b>Arkansas</b>	<b>11/19/16</b>	<b>Miss. State</b>	<b>16</b>	<b>205</b>	<b>12.8</b>	<b>4</b>
Leonard Fournette	LSU	12/29/15	Texas Tech	29	212	7.3	4
Tre Mason	Auburn	12/7/13	Missouri	46	304	6.6	4
Dexter McCluster	Ole Miss	11/14/09	Tennessee	25	282	11.3	4
Artose Pinner	Kentucky	11/16/02	Vanderbilt	31	224	7.2	4
Rudi Johnson	Auburn	10/21/00	LA Tech	33	249	7.5	4

Williams also joined **RB JAMES ROUSE** as the only two players in Arkansas history to rush for 200 yards and four TDs in a game and became the first to do so in an SEC game. Rouse tallied 219 yards rushing and four TDs on 19 carries on Nov. 28, 1987 against New Mexico.



Senior **DAN SKIPPER** finished his career with 47 consecutive starts and became just the sixth offensive lineman in program history to earn All-SEC status in two different seasons.

**RAGNOW NAMED COLLEGE FOOTBALL'S BEST OFFENSIVE LINEMAN AND BEST RUN BLOCKER**

**OL FRANK RAGNOW** was named the nation's best offensive lineman, best run blocker and a first-team All-American by Pro Football Focus (PFF) for the 2016 season. He helped pave the way for the Razorbacks to manufacture 428.4 yards of total offense per game, highlighted by five games with both 200 yards rushing and passing.

Ragnow graded out as the top center in the nation by PFF twice in 2016 after his performances during wins over then-No. 11 Florida and at Mississippi State. He graded out as a top three center in five of 12 regular-season games and earned an 80 percent grade or higher from PFF seven times. According to PFF, Ragnow didn't allow a sack for the second straight season and decreased his total number of pressures allowed from 19 in 2015 to just 12.

Ragnow also was named SEC Offensive Lineman of the Week on Sept. 18, 2016, for his efforts in his start at right guard against Texas State. He graded out at a career-best 92 percent and helped Arkansas rush for 226 yards and three scores in the 42-3 win. The Victoria, Minnesota, product has made 26 straight starts heading into his senior campaign with 14 starts at right guard and 12 at center.

**ZERO TO 100**

Prior to 2016, **WR JARED CORNELIUS** had never totaled 100 or more yards receiving in a single game. After logging 100-plus yards through the air in Weeks 4, 5 and 6, Cornelius matched a 20-year-old school record of three straight 100-yard receiving games. Cornelius totaled a career-high 146 yards on five receptions against No. 1 Alabama in Week 6 to join former Razorbacks **WR ANTHONY LUCAS** (1996) and **WR MIKE REPPOND** (1971) as the only three players in school history to accomplish that feat. His three games over the century mark through the air tied for fourth in the SEC.

**SKIPPER ADDED ALL-AMERICA TO LIST OF HONORS**

**OL DAN SKIPPER** was named to the 2016 AFCA FBS Coaches' All-America Team by the American Football Coaches Association. Skipper, who earned second-team status, finished his collegiate career with 47 consecutive starts on the offensive line – the second-longest streak in program history – with 26 coming at left tackle, 13 at right tackle and eight at left guard.

**THE ULTIMATE GOAL**

Last fall, Razorbacks who graduated from the university and earned a degree but still competed for their respective teams in their final year of NCAA eligibility were honored with a special patch on their jersey that brings to light their academic achievement on a national stage.



An initiative championed by Vice Chancellor and Director of Athletics Jeff Long, the new patch features the traditional red and white SEC logo with a "stole" wrapping underneath it emblazoned with the all-important word, "Graduate."

A total of 21 Razorbacks donned the patch during the 2016 Belk Bowl:

PLAYER	MAJOR	GRADUATED
Austin Allen	Supply Chain Management	December 2016
Toby Baker	Finance	December 2016
Jared Collins	Recreation & Sport Management	May 2016
Brooks Ellis	Pre-Professional Exercise Science	December 2016
Matthew Emrich	Agricultural Business	December 2016
Keon Hatcher	Sociology	December 2015
Cody Hollister	Marketing	May 2016
Taiwan Johnson	Journalism	December 2016
Jeremiah Ledbetter	Sociology	December 2016
Brandon Lewis	Recreation & Sport Management	December 2016
Adam McFain	Supply Chain Management	December 2016
Connor McPherson	Finance	December 2016
Damon Mitchell	English/Journalism	December 2016
Drew Morgan	Management	December 2016
Jake Raulerson	Finance	May 2016
Dominique Reed	Sociology	December 2016
Dan Skipper	Biology	December 2016
Jeremy Sprinkle	Recreation & Sport Management	May 2016
Kody Walker	Sociology	December 2015
JaMichael Winston	Recreation & Sport Management	May 2016
Deatrich Wise Jr.	Kinesiology	May 2016

**HOGS IN THE NATIONAL RANKINGS**

DATE	AP	COACHES	FWAA-NFF SUPER 16	CFP
Preseason	RV	RV	—	—
Sept. 7	—	RV	—	—
Sept. 11	24	24	RV	—
Sept. 18	17	18	16	—
Sept. 25	20	22	RV	—
Oct. 2	16	17	16	—
Oct. 10	22	22	RV	—
Oct. 16	17	17	RV	—
Oct. 23	RV	RV	—	—
Oct. 30	RV	RV	—	—
Nov. 6	RV	RV	RV	25
Nov. 13	RV	RV	—	—
Nov. 20	RV	RV	RV	—
Nov. 27	—	—	—	—
Dec. 4	—	—	—	—
Jan. 10	—	—	—	—



## McTELVIN AGIM, FR., DL

### PRESEASON

- Phil Steele No. 11 freshman defensive lineman in the nation
- Lindy's No. 7 Fab Freshman in the country

### POSTSEASON

- Coaches SEC All-Freshman Team

## AUSTIN ALLEN, JR., QB

### PRESEASON

- Manning Passing Academy Counselor

### REGULAR SEASON

- SEC Offensive Player of the Week (Sept. 12)
- Davey O'Brien "Great 8" (Sept. 12)
- Manning Award Stars of the Week (Sept.12)
- Manning Award QB of the Week (Sept. 15)
- Manning Award Watch List
- Maxwell Award Watch List

## TOBY BAKER, SR., P

### PRESEASON

- Ray Guy Award Watch List

### REGULAR SEASON

- Burlsworth Trophy semifinalist

### POSTSEASON

- Senior Bowl Invitation
- Pro Football Focus All-SEC second team

## JARED CORNELIUS, JR., WR

### PRESEASON

- Paul Hornung Award Watch List

### POSTSEASON

- Pro Football Focus All-SEC first team (slot receiver)

## BROOKS ELLIS, SR., LB

### PRESEASON

- Butkus Award Watch List
- Wuerffel Trophy Watch List
- Reese's Senior Bowl Watch List
- Coaches All-SEC second team
- Athlon All-SEC third team
- Phil Steele All-SEC third team
- Phil Steele No. 17 inside linebacker in the nation
- Sporting News SEC Top Scholar

### REGULAR SEASON

- William V. Campbell Trophy finalist
- Wuerffel Trophy semifinalist
- CoSIDA Academic All-District

### POSTSEASON

- East-West Shrine Game Invitation
- SEC Community Service Team
- CoSIDA Academic All-America first team
- SEC Scholar-Athlete of the Year

## HJALTE FROHOLDT, SO., OL

### PRESEASON

- Phil Steele All-SEC third team

## BRISTON GUIDRY, FR., DL

### PRESEASON

- Phil Steele No. 52 freshman defensive lineman in the nation

## KEON HATCHER, SR., WR

### PRESEASON

- Phil Steele No. 47 draft eligible wide receiver
- Reese's Senior Bowl Watch List

### POSTSEASON

- Pro Football Focus All-SEC second team

## DE'JON HARRIS, FR., LB

### POSTSEASON

- Coaches SEC All-Freshman Team

## JEREMIAH LEDBETTER, SR., DL

### POSTSEASON

- East-West Shrine Game Invitation

## DREW MORGAN, SR., WR

### PRESEASON

- Biletnikoff Award Watch List
- Reese's Senior Bowl Watch List
- Media All-SEC third team
- Coaches All-SEC third team
- Athlon All-SEC third team
- Phil Steele No. 39 draft eligible wide receiver

### POSTSEASON

- Pro Football Focus All-SEC second team

## FRANK RAGNOW, JR., OL

### PRESEASON

- Rimington Trophy Watch List
- Coaches All-SEC third team
- Phil Steele All-SEC fourth team
- Phil Steele No. 14 center in the nation

### REGULAR SEASON

- SEC Offensive Lineman of the Week (Sept. 19)
- Orange Bowl Courage Award Nominee (Oct. 12)

### POSTSEASON

- Pro Football Focus All-America first team
- Associated Press All-SEC second team
- Pro Football Focus All-SEC first team
- Phil Steele All-America fourth team
- Phil Steele All-SEC first team
- Pro Football Focus Best Offensive Lineman and Best Run Blocker



**FRANK RAGNOW** was named the nation's best offensive lineman and best run blocker for the 2016 season by Pro Football Focus (PFF). Ragnow, who started 12 games at center and one game at right guard, did not allow a sack in more than 900 snaps for the second straight season.

## DOMINIQUE REED, SR., WR

### PRESEASON

- Phil Steele All-SEC second team
- Phil Steele No. 41 draft eligible wide receiver
- Reese's Senior Bowl Watch List

## DAN SKIPPER, SR., OL

### PRESEASON

- Outland Trophy Watch List
- Reese's Senior Bowl Watch List
- Lindy's All-America second team
- Athlon All-America third team
- Media All-SEC first team
- Coaches All-SEC first team
- Athlon All-SEC first team
- ESPN All-SEC team
- Lindy's All-SEC first team
- Phil Steele All-SEC first team
- Sporting News All-SEC team
- Lindy's best run blocker in the SEC
- ESPN.com No. 88 player in the nation

### REGULAR SEASON

- SEC Offensive Lineman of the Week (Sept. 12)
- SEC Co-Special Teams Player of the Week (Oct. 3)
- SEC Co-Offensive Lineman of the Week (Nov. 21)

### POSTSEASON

- East-West Shrine Game Invitation
- Coaches All-SEC first team
- Associated Press All-SEC first team
- Phil Steele All-SEC second team
- AFCA FBS Coaches' All-America second team

## JEREMY SPRINKLE, SR., TE

### PRESEASON

- John Mackey Award Watch List
- Reese's Senior Bowl Watch List
- Media All-SEC third team
- Coaches All-SEC third team
- Athlon All-SEC third team
- Lindy's All-SEC third team
- Phil Steele All-SEC third team
- Phil Steele No. 5 tight end in the nation
- Athlon Top 15 Breakout Players in the nation

### REGULAR SEASON

- John Mackey Award Midseason Watch List

### POSTSEASON

- Senior Bowl Invitation
- Phil Steele All-SEC third team

## HENRE' TOLIVER, JR., DB

### PRESEASON

- Phil Steele All-SEC fourth team

## KODY WALKER, SR., RB

### PRESEASON

- Doak Walker Award Watch List
- Reese's Senior Bowl Watch List

## DEVAH WHALEY, FR., RB

### PRESEASON

- Phil Steele No. 7 freshman running back in the nation

## RAWLEIGH WILLIAMS III, SO., RB

### PRESEASON

- Doak Walker Award Watch List

### REGULAR SEASON

- SEC Offensive Player of the Week (Oct. 17)
- Earl Campbell Tyler Rose Award Week 7 Hon. Mention (Oct. 18)
- SEC Co-Offensive Player of the Week (Nov. 7)
- SEC Offensive Player of the Week (Nov. 21)
- Earl Campbell Tyler Rose Award Semifinalist
- Earl Campbell Tyler Rose Award Week 12 Hon. Mention (Nov. 22)

### POSTSEASON

- Coaches All-SEC second team
- Associated Press All-SEC first team
- Phil Steele All-SEC second team

## DEATRICH WISE JR., SR., DL

### PRESEASON

- Chuck Bednarik Award Watch List
- Bronko Nagurski Trophy Watch List
- Ted Hendricks Award Watch List
- Reese's Senior Bowl Watch List
- Media All-SEC third team
- Coaches All-SEC third team
- Athlon All-SEC second team
- Lindy's All-SEC third team
- Phil Steele All-SEC third team
- Allstate AFCA Good Works Team Nominee
- Phil Steele No. 9 defensive end in the nation
- ESPN.com No. 25 player in the SEC

### REGULAR SEASON

- SEC Defensive Lineman of the Week (Sept. 6)

### POSTSEASON

- East-West Shrine Game Invitation



**RAWLEIGH WILLIAMS III** became just the 13th running back in SEC history to win the league's Offensive Player of the Week nod three times in a season.



**LOUISIANA TECH (0-1)**.....20  
**ARKANSAS (1-0)**.....21

September 3, 2016 | Fayetteville, Ark.  
 Donald W. Reynolds Razorback Stadium | Time: 3:00 p.m. | Attendance: 69,132  
 SEC Network > Beth Mowins (PBP), Anthony Becht (Analyst), Rocky Boiman (Sideline)

**LOUISIANA TECH**

RUSHING	ATT	GAIN	LOST	NET	TD	LONG	AVG
Jarred Craft	12	68	0	68	1	31	5.7
J'Mar Smith	9	30	20	10	1	9	1.1
Boston Scott	1	2	0	2	0	2	2.0
C. Henderson	1	0	1	-1	0	0	-1.0

PASSING	COMP	ATT	YDS	TD	INT	LONG	Sack
J'Mar Smith	19	31	212	0	1	26	3

RECEIVING	NO	YDS	TD	LONG
Trent Taylor	8	78	0	19
C. Henderson	6	71	0	24
Marcus Gaines	2	31	0	24
Jarred Craft	2	28	0	26
Conner Smith	1	4	0	4

PUNTING	NO	YDS	AVG	LONG	I20	50+
Gerald Shouse	3	115	38.3	49	0	0

FIELD GOALS	MADE	ATT	LONG
J. Barnes	2	4	43

Kicks: Missed 54, Made 43, Made 20, Missed 39

**ARKANSAS**

RUSHING	ATT	GAIN	LOST	NET	TD	LONG	AVG
R. Williams III	24	102	6	96	1	14	4.0
Kody Walker	6	24	0	24	0	7	4.0
Jared Cornelius	3	13	0	13	0	8	4.3
Devwah Whaley	2	3	2	1	0	3	0.5
Team	1	0	2	-2	0	0	-2.0
Austin Allen	4	0	26	-26	0	0	-6.5

PASSING	COMP	ATT	YDS	TD	INT	LONG	SACK
Austin Allen	20	29	191	2	2	18	4

RECEIVING	NO	YDS	TD	LONG
Keon Hatcher	6	86	0	18
Drew Morgan	5	47	0	18
Jeremy Sprinkle	3	19	1	12
R. Williams III	3	15	0	16
Jared Cornelius	1	13	1	13
Dominique Reed	1	6	0	6
Austin Cantrell	1	5	0	5

PUNTING	NO	YDS	AVG	LONG	I20	50+
Toby Baker	4	190	47.5	55	1	2

FIELD GOALS	MADE	ATT	LONG
—			



In his first game action since a season-ending neck injury in 2015, sophomore **RAWLEIGH WILLIAMS III** scored Arkansas' first touchdown of the season and went on to rush for a game-high 96 yards on a then career-best 24 carries.

**SCORING SUMMARY**

	1st	2nd	3rd	4th	Final
Louisiana Tech	7	7	6	0	20
Arkansas	7	7	0	7	21

	Qtr.	Time	Scoring Play
Louisiana Tech	1st	9:11	J'Mar Smith 9 yd run (J. Barnes Kick)
Arkansas	1st	2:52	R. Williams III 6 yd run (Hedlund Kick)
Arkansas	2nd	7:01	J. Cornelius 13 yd pass from Allen (Hedlund Kick)
Louisiana Tech	2nd	1:40	Jarred Craft 1 yd run (J. Barnes Kick)
Louisiana Tech	3rd	11:14	J. Barnes 43 yd field goal
Louisiana Tech	3rd	4:58	J. Barnes 20 yd field goal
Arkansas	4th	6:37	J. Sprinkle 4 yd pass from Allen (Hedlund Kick)

**TEAM STATS**

	LOUISIANA TECH	ARKANSAS
FIRST DOWNS	16	21
RUSHES-YARDS (NET)	23-79	40-106
PASSING YDS (NET)	212	191
Comp-Passes Att-Int	19-31-1	20-29-2
TOTAL OFFENSE PLAYS-YARDS	54-291	69-297
Fumble Returns-Yards	0-0	0-0
Punt Returns-Yards	2-39	1-0
Kickoff Returns-Yards	3-84	2-42
Interception Returns-Yards	2-34	1-3
Punts (Number-Avg)	3-38.3	4-47.5
Fumbles-Lost	1-0	1-0
Penalties-Yards	3-20	4-35
Possession Time	23:19	36:41
Third-Down Conversions	5 of 11	3 of 12
Fourth-Down Conversions	0 of 0	3 of 3
Red-Zone Scores-Chances	3-3	3-4
Sacks By: Number-Yards	4-26	3-20



**ARKANSAS (2-0)**.....41  
**NO. 15/12 TCU (1-1)**.....38

September 10, 2016 | Fort Worth, Texas  
 Amon G. Carter Stadium | Time: 6:00 p.m. | Attendance: 48,091  
 ESPN > Joe Tessitore (PBP), Todd Blackledge (Analyst), Holly Rowe (Sideline)

## ARKANSAS

RUSHING	ATT	GAIN	LOST	NET	TD	LONG	AVG
R. Williams III	28	146	0	137	0	37	4.9
Kody Walker	7	20	1	19	0	6	2.7
Dominique Reed	2	18	0	18	0	15	9.0
Devwah Whaley	2	5	0	5	0	5	2.5
Austin Allen	3	8	6	2	1	5	0.7
Team	1	0	1	-1	0	0	-1.0

PASSING	COMP	ATT	YDS	TD	INT	LONG	Sack
Austin Allen	17	29	233	3	0	25	1

RECEIVING	NO	YDS	TD	LONG
Drew Morgan	7	93	1	24
Jeremy Sprinkle	3	58	1	25
Keon Hatcher	2	22	1	16
Jared Cornelius	2	17	0	17
Hayden Johnson	1	18	0	18
Dominique Reed	1	11	0	11
Austin Cantrell	1	4	0	4

PUNTING	NO	YDS	AVG	LONG	I20	50+
Toby Baker	6	304	50.7	59	1	5

FIELD GOALS	MADE	ATT	LONG
Cole Hedlund	2	3	38

Kicks: Made 38, Made 27, Missed 22

## TCU

RUSHING	ATT	GAIN	LOST	NET	TD	LONG	AVG
Kenny Hill	15	111	18	93	2	26	6.2
Kyle Hicks	11	49	0	49	2	9	4.5
Derrick Green	5	31	0	31	0	14	6.2
Deante Gray	1	22	0	22	0	19	22.0

PASSING	COMP	ATT	YDS	TD	INT	LONG	SACK
Kenny Hill	36	56	377	1	1	57	3
Team	0	2	0	0	0	0	0

RECEIVING	NO	YDS	TD	LONG
Kyle Hicks	8	92	0	31
KaVontae Turpin	7	126	0	57
Ty Slanina	7	75	0	18
Desmon White	5	16	0	5
Deante Gray	3	17	0	9
Emanuel Porter	2	10	0	14
John Diarse	1	18	0	18
Taj Williams	1	13	1	13
Daniel Walsh	1	7	0	7
Sewo Olonilu	1	3	0	3

PUNTING	NO	YDS	AVG	LONG	I20	50+
Adam Nunez	5	199	39.8	49	1	0

FIELD GOALS	MADE	ATT	LONG
Ryan Graf	1	2	37

Kicks: Missed 28, Made 37



Senior **BROOKS ELLIS'** 47-yard interception return for a touchdown gave Arkansas a 13-0 lead at the half. Ellis finished with 13 stops, including a career-high three for loss, and had at least one tackle in eight of TCU's first nine drives.

## SCORING SUMMARY

	1st	2nd	3rd	4th	OT1	OT2	Final
Arkansas	3	10	7	8	7	6	41
TCU	0	0	7	21	7	3	38

	Qtr.	Time	Scoring Play
Arkansas	1st	11:40	Cole Hedlund 38 yd field goal
Arkansas	2nd	12:07	Cole Hedlund 27 yd field goal
Arkansas	2nd	10:09	Brooks Ellis 47 yd interception return (Hedlund Kick)
TCU	3rd	11:58	Kyle Hicks 9 yd run (Graf Kick)
Arkansas	3rd	4:27	Drew Morgan 13 yd pass from Allen (Hedlund Kick)
TCU	4th	9:44	Kenny Hill 1 yd run (Graf Kick)
TCU	4th	7:15	Kyle Hicks 7 yd run (Graf Kick)
TCU	4th	2:05	Kenny Hill 5 yd run (Graf Kick)
Arkansas	4th	1:03	Keon Hatcher 16 yard pass from Allen (2PT)
Arkansas	OT	15:00	Jeremy Sprinkle 19 yd pass from Allen (Hedlund Kick)
TCU	OT	15:00	Taj Williams 13 yd pass from Hill (Graf Kick)
TCU	OT	15:00	Graf 37 yd field goal
Arkansas	OT	15:00	Austin Allen 5 yd run

## TEAM STATS

	ARKANSAS	TCU
FIRST DOWNS	20	25
RUSHES-YARDS (NET)	43-180	32-195
PASSING YDS (NET)	223	377
Comp-Passes Att-Int	17-29-0	36-58-1
TOTAL OFFENSE PLAYS-YARDS	72-403	90-572
Fumble Returns-Yards	0-0	0-0
Punt Returns-Yards	2-35	2-33
Kickoff Returns-Yards	4-77	5-155
Interception Returns-Yards	1-47	0-0
Punts (Number-Avg)	6-50.7	5-39.8
Fumbles-Lost	0-0	1-1
Penalties-Yards	5-45	9-95
Possession Time	33:07	26:53
Third-Down Conversions	7 of 16	12 of 19
Fourth-Down Conversions	0 of 0	1 of 1
Red-Zone Scores-Chances	6-7	6-7
Sacks By: Number-Yards	3-18	1-6

TEXAS STATE (1-1) ..... 3  
 NO. 24/24 ARKANSAS (3-0) ..... 42

September 17, 2016 | Fayetteville, Ark.  
 Donald W. Reynolds Razorback Stadium | Time: 6:30 p.m. | Attendance: 72,114  
 SECN Alt. > Roy Philpott (PBP), Clint Stoerner (Analyst), Dawn Davenport (Sideline)

**TEXAS STATE**

RUSHING	ATT	GAIN	LOST	NET	TD	LONG	AVG
S. Mayberry	10	34	0	34	0	6	3.4
Eddie Printz	2	19	0	19	0	13	9.5
J. Worrell	4	2	0	2	0	2	0.5
Tyler Jones	10	8	41	-33	0	4	-3.3

PASSING	COMP	ATT	YDS	TD	INT	LONG	Sack
Tyler Jones	11	26	83	0	1	24	4

RECEIVING	NO	YDS	TD	LONG
S. Mayberry	3	13	0	6
T. Morbley	2	19	0	10
Gabe Schrade	2	12	0	8
Tyler Watts	2	6	0	4
Elijah King	1	24	0	24
Eric Luna	1	9	0	9

PUNTING	NO	YDS	AVG	LONG	I20	50+
Lumi Kaba	8	365	45.6	57	4	3

FIELD GOALS	MADE	ATT	LONG
James Sherman	1	1	39
Kicks: Made 39			

**ARKANSAS**

RUSHING	ATT	GAIN	LOST	NET	TD	LONG	AVG
R. Williams III	19	122	1	121	2	18	6.4
Devwah Whaley	11	50	0	50	0	9	4.5
Kody Walker	7	23	0	23	1	12	3.3
Dominique Reed	1	15	0	15	0	15	15.0
Austin Allen	4	21	6	15	0	8	3.8
Damon Mitchell	2	2	0	2	0	2	1.0

PASSING	COMP	ATT	YDS	TD	INT	LONG	SACK
Austin Allen	16	21	241	2	0	73	1
Ty Storey	0	1	0	0	0	0	0

RECEIVING	NO	YDS	TD	LONG
Keon Hatcher	3	96	1	73
Cody Hollister	3	38	0	19
Drew Morgan	3	28	0	15
Jeremy Sprinkle	3	20	1	10
Dominique Reed	2	36	0	32
Austin Cantrell	1	12	0	12
Kody Walker	1	11	0	11

PUNTING	NO	YDS	AVG	LONG	I20	50+
Toby Baker	2	80	40.0	50	2	1
Blake Johnson	2	94	47.0	48	1	0

FIELD GOALS	MADE	ATT	LONG
—			



Senior **JEREMIAH LEDBETTER** recorded 1.5 sacks to help Arkansas limit Texas State to just 105 total yards, including 22 on the ground. The Bobcats had just one first down in their first seven possessions, as the Razorbacks took a 35-0 lead into the half.

**SCORING SUMMARY**

	1st	2nd	3rd	4th		Final
Texas State	0	0	3	0	—	3
Arkansas	14	21	7	0	—	42

	Qtr.	Time	Scoring Play
Arkansas	1st	9:15	Keon Hatcher 9 yd pass from Allen (Hedlund Kick)
Arkansas	1st	4:36	Kody Walker 1 yd run (Hedlund Kick)
Arkansas	2nd	11:31	Ryan Pulley 25 yd interception return (Hedlund Kick)
Arkansas	2nd	5:22	J. Sprinkle 10 yd pass from Allen (Hedlund Kick)
Arkansas	2nd	0:44	R. Williams III 1 yd run (Hedlund Kick)
Texas State	3rd	9:56	James Sherman 39 yd field goal
Arkansas	3rd	1:02	R. Williams III 15 yd run (Hedlund Kick)

**TEAM STATS**

	TEXAS STATE	ARKANSAS
FIRST DOWNS	8	26
RUSHES-YARDS (NET)	26-22	44-226
PASSING YDS (NET)	83	241
Comp-Passes Att-Int	11-26-1	16-22-0
TOTAL OFFENSE PLAYS-YARDS	52-105	66-467
Fumble Returns-Yards	0-0	0-0
Punt Returns-Yards	1-1	2-1
Kickoff Returns-Yards	3-53	2-26
Interception Returns-Yards	0-0	1-25
Punts (Number-Avg)	8-45.6	4-43.5
Fumbles-Lost	0-0	1-1
Penalties-Yards	5-45	7-40
Possession Time	20:31	34:29
Third-Down Conversions	3 of 14	4 of 9
Fourth-Down Conversions	1 of 1	1 of 1
Red-Zone Scores-Chances	1-1	5-5
Sacks By: Number-Yards	1-6	4-40

# GAME 4

NO. 17/18 ARKANSAS (3-1, 0-1)..... 24  
 NO. 10/13 TEXAS A&M (4-0, 2-0)..... 45

September 24, 2016 | Arlington, Texas  
 AT&T Stadium | Time: 8:15 p.m. | Attendance: 67,751  
 ESPN > Joe Tessitore (PBP), Todd Blackledge (Analyst), Holly Rowe (Sideline)

## ARKANSAS

RUSHING	ATT	GAIN	LOST	NET	TD	LONG	AVG
R. Williams III	17	89	19	79	1	55	4.6
Devwah Whaley	9	36	7	29	0	16	3.2
Kody Walker	5	23	0	23	0	17	4.6
Jared Cornelius	1	7	0	7	0	7	7.0
Team	1	0	1	-1	0	0	-1.0
Keon Hatcher	1	0	5	-5	0	0	-5.0
Dominique Reed	1	0	6	-6	0	0	-6.0
Austin Allen	5	7	13	-6	0	4	-1.2

PASSING	COMP	ATT	YDS	TD	INT	LONG	Sack
Austin Allen	28	42	371	2	0	44	1

RECEIVING	NO	YDS	TD	LONG
Drew Morgan	9	86	0	21
Jared Cornelius	7	126	1	38
Jeremy Sprinkle	4	46	0	23
Keon Hatcher	3	77	1	44
Cody Hollister	3	39	0	19
Kendrick Jackson	1	1	0	1
R. Williams III	1	-4	0	0

PUNTING	NO	YDS	AVG	LONG	I20	50+
Toby Baker	3	118	39.3	46	1	0

FIELD GOALS	MADE	ATT	LONG
Cole Hedlund	1	1	25
Kicks: Made 25			

## TEXAS A&M

RUSHING	ATT	GAIN	LOST	NET	TD	LONG	AVG
Trevor Knight	10	168	11	157	2	62	15.7
Trayveon Williams	12	153	0	153	2	33	12.8
Keith Ford	10	60	5	55	0	27	5.5
James White	1	6	0	6	0	6	6.0
Kendall Bussey	2	1	0	1	0	1	0.5
Team	2	0	6	-6	0	0	-3.0

PASSING	COMP	ATT	YDS	TD	INT	LONG	SACK
Trevor Knight	12	22	225	2	0	92	1

RECEIVING	NO	YDS	TD	LONG
Josh Reynolds	4	141	1	92
Christian Kirk	3	25	1	9
Trayveon Williams	3	5	0	9
Ricky Seals-Jones	1	47	0	47
Frank Iheanacho	1	7	0	7

PUNTING	NO	YDS	AVG	LONG	I20	50+
Shane Tripucka	2	95	47.5	50	1	1

FIELD GOALS	MADE	ATT	LONG
Daniel LaCamera	1	2	48
Kicks: Missed 36, Made 48			



Junior **AUSTIN ALLEN** threw for 371 yards, including 156 yards in the fourth quarter alone. It marked the first of four 300-yard games in 2016 for Allen.

## SCORING SUMMARY

	1st	2nd	3rd	4th	Final
Arkansas	7	10	0	7	24
Texas A&M	0	17	7	21	45

	Qtr.	Time	Scoring Play
Arkansas	1st	12:29	Keon Hatcher 15 yd pass from Allen (Hedlund Kick)
Texas A&M	2nd	14:52	Trevor Knight 42 yd run (LaCamera Kick)
Arkansas	2nd	9:59	Hedlund 25 yd field goal
Texas A&M	2nd	4:42	LaCamera 48 yd field goal
Arkansas	2nd	1:31	R. Williams III 8 yd run (Hedlund Kick)
Texas A&M	2nd	0:13	Trevor Knight 48 yd run (LaCamera Kick)
Texas A&M	3rd	1:33	Josh Reynolds 92 yd pass from Knight (LaCamera Kick)
Texas A&M	4th	11:54	Trayveon Williams 33 yd run (LaCamera Kick)
Texas A&M	4th	10:25	Christian Kirk 9 yd pass from Knight (LaCamera Kick)
Arkansas	4th	6:21	Jared Cornelius 5 yd pass from Allen (Hedlund Kick)
Texas A&M	4th	4:57	Trayveon Williams 22 yd run (LaCamera Kick)

## TEAM STATS

	ARKANSAS	TEXAS A&M
FIRST DOWNS	27	22
RUSHES-YARDS (NET)	40-120	37-366
PASSING YDS (NET)	371	225
Comp-Passes Att-Int	28-42-0	12-22-0
TOTAL OFFENSE PLAYS-YARDS	82-491	59-591
Fumble Returns-Yards	0-0	0-0
Punt Returns-Yards	1-(-1)	1-(-14)
Kickoff Returns-Yards	1-15	4-84
Interception Returns-Yards	0-0	0-0
Punts (Number-Avg)	3-39.3	2-47.5
Fumbles-Lost	3-3	3-2
Penalties-Yards	7-62	7-55
Possession Time	39:45	20:15
Third-Down Conversions	9 of 16	8 of 12
Fourth-Down Conversions	1 of 3	0 of 0
Red-Zone Scores-Chances	4-7	1-3
Sacks By: Number-Yards	1-5	1-9



**ALCORN STATE (1-3).....10****NO. 20/22 ARKANSAS (4-1) ..... 52**

October 1, 2016 | Little Rock, Ark.

War Memorial Stadium | Time: 11:01 a.m. | Attendance: 46,988

SECN Alt. &gt; Mike Morgan (PBP), Clint Stoerner (Analyst), Kevin Weidl (Sideline)

**ALCORN STATE**

RUSHING	ATT	GAIN	LOST	NET	TD	LONG	AVG
Arron Baker	13	93	8	85	0	46	6.5
Noah Johnson	10	80	25	55	1	53	5.5
De'Lance Turner	11	25	4	21	0	6	1.9
Silas Spearman	3	4	5	-1	0	3	-0.3
TEAM	1	0	5	-5	0	0	-5.0

PASSING	COMP	ATT	YDS	TD	INT	LONG	Sack
Noah Johnson	13	19	158	0	2	39	2

RECEIVING	NO	YDS	TD	LONG
Jabor McKenzie	7	88	0	28
LaDarrien Davis	2	9	0	8
Jalen Walker	1	39	0	39
Collins Moore	1	11	0	11
Arron Baker	1	7	0	7
Norlando Veals	1	4	0	4

PUNTING	NO	YDS	AVG	LONG	I20	50+
Haideen McCraney	5	211	42.2	51	2	1

FIELD GOALS	MADE	ATT	LONG
Haideen McCraney	1	2	43

Kicks: Made 43, Missed 41

**ARKANSAS**

RUSHING	ATT	GAIN	LOST	NET	TD	LONG	AVG
Devwah Whaley	9	136	1	135	1	75	15.0
R. Williams III	13	126	0	126	0	29	9.7
Cody Hollister	2	48	0	48	1	26	24.0
T.J. Hammonds	5	29	0	29	1	13	5.8
Damon Mitchell	4	12	0	12	0	7	3.0
Kody Walker	2	6	0	6	0	6	3.0
C. McPherson	2	4	0	4	0	2	2.0
Ty Storey	1	0	7	-7	0	0	-7.0

PASSING	COMP	ATT	YDS	TD	INT	LONG	SACK
Austin Allen	13	18	206	3	0	35	0

RECEIVING	NO	YDS	TD	LONG
Jared Cornelius	4	106	2	35
Drew Morgan	4	47	0	17
Jeremy Sprinkle	2	14	0	9
Deon Stewart	1	15	0	15
Austin Cantrell	1	14	0	14
L. Pettway	1	10	1	10

PUNTING	NO	YDS	AVG	LONG	I20	50+
—						

FIELD GOALS	MADE	ATT	LONG
Cole Hedlund	1	2	25

Kicks: Made 25, Missed 44



Freshman **DEVWAH WHALEY'S** 75-yard touchdown run highlighted Arkansas' 353 yards on the ground against Alcorn State. Whaley reached the 100-yard plateau for the first time in his career and was joined by Rawleigh Williams III.

**SCORING SUMMARY**

	1st	2nd	3rd	4th		Final
Alcorn State	0	7	3	0	—	10
Arkansas	24	0	14	14	—	52

	Qtr.	Time	Scoring Play
Arkansas	1st	12:11	Hedlund 25 yd field goal
Arkansas	1st	9:03	Jared Cornelius 29 yd pass from Allen (Hedlund kick)
Arkansas	1st	7:22	Devwah Whaley 75 yd run (Hedlund kick)
Arkansas	1st	0:17	Jared Cornelius 35 yd pass from Allen (Hedlund kick)
Alcorn State	2nd	10:44	Noah Johnson 12 yd run (McCraney kick)
Arkansas	3rd	9:42	Henre' Tolliver 70 yd interception return (Hedlund kick)
Arkansas	3rd	5:44	Cody Hollister 26 yd run (Hedlund kick)
Alcorn State	3rd	3:40	McCraney 43 yd field goal
Arkansas	4th	13:49	L. Pettway 10 yd pass from Allen (Hedlund kick)
Arkansas	4th	6:36	TJ Hammonds 5 yd run (Hedlund kick)

**TEAM STATS**

	ALCORN STATE	ARKANSAS
FIRST DOWNS	15	25
RUSHES-YARDS (NET)	38-155	38-353
PASSING YDS (NET)	158	206
Comp-Passes Att-Int	13-19-2	13-18-0
TOTAL OFFENSE PLAYS-YARDS	57-313	56-559
Fumble Returns-Yards	0-0	0-0
Punt Returns-Yards	0-0	1-33
Kickoff Returns-Yards	6-125	2-29
Interception Returns-Yards	0-0	2-72
Punts (Number-Avg)	5-42.2	0-0.0
Fumbles-Lost	3-2	1-1
Penalties-Yards	3-15	4-45
Possession Time	31:55	28:05
Third-Down Conversions	4 of 11	2 of 7
Fourth-Down Conversions	0 of 0	0 of 2
Red-Zone Scores-Chances	2-4	4-4
Sacks By: Number-Yards	0-0	2-19

# GAME 6

NO. 1/1 ALABAMA (6-0, 3-0)..... 49  
 NO. 16/17 ARKANSAS (4-2, 0-2)..... 30

October 8, 2016 | Fayetteville, Ark.  
 Donald W. Reynolds Razorback Stadium | Time: 6:05 p.m. | Attendance: 75,459  
 ESPN > Joe Tessitore (PBP), Todd Blackledge (Analyst), Holly Rowe (Sideline)

## ALABAMA

RUSHING	ATT	GAIN	LOST	NET	TD	LONG	AVG
Damien Harris	13	128	6	122	0	57	9.4
Joshua Jacobs	3	57	0	57	0	56	19.0
Bo Scarbrough	8	21	1	20	2	6	2.5
Jalen Hurts	8	21	1	20	2	6	2.5
B.J. Emmons	3	9	0	9	0	5	3.0

PASSING	COMP	ATT	YDS	TD	INT	LONG	Sack
Jalen Hurts	13	17	253	2	1	67	0

RECEIVING	NO	YDS	TD	LONG
A. Stewart	5	120	0	67
Calvin Ridley	3	14	1	9
Damien Harris	2	60	1	56
M. Forristall	1	32	0	32
O.J. Howard	1	21	0	21
Gehrig Dieter	1	6	0	6

PUNTING	NO	YDS	AVG	LONG	I20	50+
JK Scott	4	206	51.5	63	2	2

FIELD GOALS	MADE	ATT	LONG
—			

## ARKANSAS

RUSHING	ATT	GAIN	LOST	NET	TD	LONG	AVG
R. Williams III	12	46	0	46	1	14	3.8
Devwah Whaley	5	21	0	21	0	10	4.2
Kody Walker	4	17	2	15	0	11	3.8
Jared Cornelius	1	8	0	8	0	8	8.0
Dominique Reed	1	0	-1	-1	0	0	-1.0
Drew Morgan	1	0	1	-1	0	0	-1.0
Austin Allen	12	39	49	-10	0	18	-0.8

PASSING	COMP	ATT	YDS	TD	INT	LONG	SACK
Austin Allen	25	48	400	3	3	57	6

RECEIVING	NO	YDS	TD	LONG
Jared Cornelius	5	146	0	57
Drew Morgan	5	43	0	23
Keon Hatcher	4	39	2	16
Jeremy Sprinkle	3	37	1	24
R. Williams III	2	51	0	29
Cody Hollister	2	43	0	37
Kody Walker	2	10	0	8
Dominique Reed	1	20	0	20
Austin Cantrell	1	11	0	11

PUNTING	NO	YDS	AVG	LONG	I20	50+
Toby Baker	4	211	52.8	57	1	3

FIELD GOALS	MADE	ATT	LONG
Adam McFain	1	1	25
Kicks: Made 25			



Junior **JARED CORNELIUS** became the third player in program history to hit the 100-yard receiving mark in three straight games and the first since 1996.

## SCORING SUMMARY

	1st	2nd	3rd	4th	Final
Alabama	14	21	7	7	49
Arkansas	7	10	7	6	30

Qtr.	Time	Scoring Play
Alabama	1st 7:27	Jalen Hurts 5 yd run (Griffith kick)
Alabama	1st 5:25	Jalen Hurts 6 yd run (Griffith kick)
Arkansas	1st 1:54	Jeremy Sprinkle 24 yd pass from Allen (McFain kick)
Alabama	2nd 12:25	Tim Williams 23 yd fumble recovery (Griffith kick)
Alabama	2nd 8:53	56 yd pass from Hurts (Griffith kick)
Arkansas	2nd 2:56	McFain 25 yd field goal
Alabama	2nd 1:25	Bo Scarbrough 21 yd run (Griffith kick)
Arkansas	2nd 0:29	Keon Hatcher 16 yd pass from Allen (McFain kick)
Alabama	3rd 11:10	Calvin Ridley 4 yd pass from Hurts (Griffith kick)
Arkansas	3rd 3:57	Keon Hatcher 10 yd pass from Allen (McFain kick)
Alabama	4th 10:18	M. Fitzpatrick 100 yd interception return (Griffith kick)
Arkansas	4th 3:18	R. Williams III 3 yd run (Allen pass failed)

## TEAM STATS

	ALABAMA	ARKANSAS
FIRST DOWNS	16	25
RUSHES-YARDS (NET)	34-264	36-73
PASSING YDS (NET)	253	400
Comp-Passes Att-Int	13-17-1	25-48-3
TOTAL OFFENSE PLAYS-YARDS	51-517	84-473
Fumble Returns-Yards	1-23	0-0
Punt Returns-Yards	2-12	0-0
Kickoff Returns-Yards	5-90	4-87
Interception Returns-Yards	3-114	1-8
Punts (Number-Avg)	4-51.5	4-52.8
Fumbles-Lost	3-2	3-2
Penalties-Yards	7-86	6-60
Possession Time	22:53	37:07
Third-Down Conversions	4 of 8	8 of 16
Fourth-Down Conversions	1 of 3	1 of 2
Red-Zone Scores-Chances	3-4	4-5
Sacks By: Number-Yards	6-49	0-0



**NO. 12/13 OLE MISS (3-3, 1-2)..... 30**  
**NO. 22/22 ARKANSAS (5-2, 1-2) ..... 34**

October 15, 2016 | Fayetteville, Ark.

Donald W. Reynolds Razorback Stadium | Time: 6:10 p.m. | Attendance: 73,786  
 ESPN > Joe Tessitore (PBP), Todd Blackledge (Analyst), Holly Rowe (Sideline)

**OLE MISS**

RUSHING	ATT	GAIN	LOST	NET	TD	LONG	AVG
Chad Kelly	14	99	10	89	2	23	6.4
Akeem Judd	11	41	0	41	1	13	3.7
Eugene Brazley	6	20	0	20	0	7	3.3

PASSING	COMP	ATT	YDS	TD	INT	LONG	Sack
Chad Kelly	18	39	253	1	1	35	2

RECEIVING	NO	YDS	TD	LONG
Evan Engram	7	111	1	35
Q. Adeboyejo	4	61	0	22
Markell Pack	3	26	0	18
D. Stringfellow	2	26	0	16
Van Jefferson	1	16	0	16
A.J. Brown	1	13	0	13

PUNTING	NO	YDS	AVG	LONG	I20	50+
Gary Wunderlich	2	78	39.0	41	0	0
Will Gleeson	2	83	41.5	47	1	0
Chad Kelly	1	40	40.0	40	0	0

FIELD GOALS	MADE	ATT	LONG
Gary Wunderlich	1	1	33
Kicks: Made 33			

**ARKANSAS**

RUSHING	ATT	GAIN	LOST	NET	TD	LONG	AVG
R. Williams III	27	180	0	180	0	53	6.7
Devwah Whaley	11	66	1	65	0	18	5.9
Jared Cornelius	2	17	0	17	1	11	8.5
Keon Hatcher	2	8	0	8	0	6	4.0
Austin Allen	6	5	29	-24	0	3	-4.0
Team	3	-22	24	-46	0	0	-15.3

PASSING	COMP	ATT	YDS	TD	INT	LONG	SACK
Austin Allen	19	32	229	3	1	51	3

RECEIVING	NO	YDS	TD	LONG
Drew Morgan	4	34	1	13
Dominique Reed	3	65	1	51
Jared Cornelius	3	40	0	20
Keon Hatcher	3	34	0	13
R. Williams III	2	18	1	16
Austin Cantrell	2	14	0	14
Cody Hollister	1	19	0	19
Jeremy Sprinkle	1	5	0	5

PUNTING	NO	YDS	AVG	LONG	I20	50+
Toby Baker	5	231	46.2	54	3	2

FIELD GOALS	MADE	ATT	LONG
Adam McFain	2	2	43
Kicks: Made 43, Made 36			



Sophomore **RAWLEIGH WILLIAMS III** took over the SEC rushing lead following a 180-yard performance against No. 12 Ole Miss. He earned the first of his three SEC Offensive Player of the Week awards following the game.

**SCORING SUMMARY**

	1st	2nd	3rd	4th	Final
Ole Miss	6	14	0	10	30
Arkansas	14	6	7	7	34

	Qtr.	Time	Scoring Play
Arkansas	1st	10:33	Dominique Reed 51 yd pass from Allen (McFain kick)
Ole Miss	1st	7:26	Evan Engram 13 yd pass from Kelly (Wunderlich kick failed)
Arkansas	1st	6:08	Morgan 13 yd pass from Allen (McFain kick)
Arkansas	2nd	14:13	McFain 43 yd field goal
Ole Miss	2nd	11:50	Akeem Judd 2 yd run (Wunderlich kick)
Arkansas	2nd	5:21	McFain 36 yd field goal
Ole Miss	2nd	1:24	Kelly 8 yd run (Wunderlich kick)
Arkansas	3rd	3:29	R. Williams III 2 yd pass from Allen (McFain kick)
Ole Miss	4th	14:49	Wunderlich 33 yd field goal
Ole Miss	4th	9:00	Kelly 17 yd run (Wunderlich kick)
Arkansas	4th	2:20	Jared Cornelius 6 yd run (McFain kick)

**TEAM STATS**

	OLE MISS	ARKANSAS
FIRST DOWNS	20	27
RUSHES-YARDS (NET)	31-150	51-200
PASSING YDS (NET)	253	229
Comp-Passes Att-Int	18-39-1	19-32-1
TOTAL OFFENSE PLAYS-YARDS	70-403	83-429
Fumble Returns-Yards	0-0	0-0
Punt Returns-Yards	1-0	2-5
Kickoff Returns-Yards	4-87	2-26
Interception Returns-Yards	1-17	1-0
Punts (Number-Avg)	5-40.2	5-46.2
Fumbles-Lost	2-0	1-0
Penalties-Yards	4-45	6-71
Possession Time	19:22	40:38
Third-Down Conversions	6 of 14	5 of 16
Fourth-Down Conversions	0 of 2	1 of 1
Red-Zone Scores-Chances	5-5	4-5
Sacks By: Number-Yards	3-27	2-9



NO. 17/17 ARKANSAS (5-3, 1-3).....3  
 NO. 21/24 AUBURN (5-2, 3-1).....56

October 22, 2016 | Auburn, Ala.  
 Jordan-Hare Stadium | Time: 5:01 p.m. | Attendance: 87,451  
 ESPN > Joe Tessitore (PBP), Todd Blackledge (Analyst), Holly Rowe (Sideline)

## ARKANSAS

RUSHING	ATT	GAIN	LOST	NET	TD	LONG	AVG
R. Williams III	13	28	6	22	0	8	1.7
Devwah Whaley	8	15	4	11	0	5	1.4
Damon Mitchell	1	4	0	4	0	4	4.0
T.J. Hammonds	4	10	8	2	0	7	0.5
Austin Allen	4	11	15	-4	0	11	-1.0
Ty Storey	1	0	10	-10	0	0	-10.0

PASSING	COMP	ATT	YDS	TD	INT	LONG	Sack
Austin Allen	17	30	187	0	1	19	3
Ty Storey	1	3	3	0	0	3	1

RECEIVING	NO	YDS	TD	LONG
Keon Hatcher	7	81	0	17
Drew Morgan	4	42	0	19
R. Williams III	2	19	0	10
Jared Cornelius	2	17	0	9
Austin Cantrell	2	15	0	9
Jeremy Sprinkle	1	16	0	16

PUNTING	NO	YDS	AVG	LONG	I20	50+
Toby Baker	10	415	41.5	58	2	3

FIELD GOALS	MADE	ATT	LONG
Adam McFain	1	1	54
Kicks: Made 54			

## AUBURN

RUSHING	ATT	GAIN	LOST	NET	TD	LONG	AVG
Kamryn Pettway	27	192	0	192	2	27	7.1
Eli Stove	3	94	0	94	1	78	31.3
Kam Martin	7	80	0	80	1	51	11.4
Stanton Truitt	8	78	0	78	2	31	9.8
Sean White	4	61	0	61	1	41	15.2
John Franklin	7	39	0	39	0	11	5.6
TEAM	1	0	1	-1	0	0	-1.0

PASSING	COMP	ATT	YDS	TD	INT	LONG	SACK
Sean White	6	11	77	1	0	45	0
John Franklin	1	1	12	0	0	12	0

RECEIVING	NO	YDS	TD	LONG
Ryan Davis	3	15	0	7
Stanton Tuitt	1	45	1	45
Eli Stove	1	12	0	12
N. Craig-Myers	1	10	0	10
Chandler Cox	1	7	0	7

PUNTING	NO	YDS	AVG	LONG	I20	50+
Kevin Phillips	3	119	39.7	53	1	1

FIELD GOALS	MADE	ATT	LONG
—			



During his career-high tying seven-catch performance against the Tigers, **KEON HATCHER** surpassed 1,500 yards receiving. Five of his seven receptions resulted in a first down, while three catches went for 17 yards apiece.

## SCORING SUMMARY

	1st	2nd	3rd	4th		Final
Arkansas	0	3	0	0	—	3
Auburn	21	7	14	14	—	56

Qtr.	Time	Scoring Play
Auburn	1st 11:00	Eli Stove 78 yd run (Carlson kick)
Auburn	1st 3:00	Kamryn Pettway 9 yd run (Carlson kick)
Auburn	1st 0:57	Stanton Truitt 20 yd run (Carlson kick)
Auburn	2nd 1:28	Stanton Truitt 45 yd pass from White (Carlson kick)
Arkansas	2nd 0:00	Adam McFain 54 yd field goal
Auburn	3rd 6:06	Sean White 1 yd run (Carlson kick)
Auburn	3rd 0:42	Kamryn Pettway 23 yd run (Carlson kick)
Auburn	4th 12:25	Stanton Truitt 31 yd run (Carlson kick)
Auburn	4th 4:27	Kam Martin 51 yd run (Carlson kick)

## TEAM STATS

	ARKANSAS	AUBURN
FIRST DOWNS	14	26
RUSHES-YARDS (NET)	31-25	57-543
PASSING YDS (NET)	190	89
Comp-Passes Att-Int	18-33-1	7-12-0
TOTAL OFFENSE PLAYS-YARDS	64-215	69-632
Fumble Returns-Yards	0-0	0-0
Punt Returns-Yards	0-0	2-11
Kickoff Returns-Yards	2-29	0-0
Interception Returns-Yards	0-0	1-0
Punts (Number-Avg)	10-41.5	3-39.7
Fumbles-Lost	1-1	0-0
Penalties-Yards	4-29	2-10
Possession Time	32:37	27:23
Third-Down Conversions	3 of 15	7 of 12
Fourth-Down Conversions	0 of 1	1 of 2
Red-Zone Scores-Chances	0-0	3-3
Sacks By: Number-Yards	0-0	4-25

NO. 11 FLORIDA (6-2, 4-2) .....10  
 ARKANSAS (6-3, 2-3)..... 31

November 5, 2016 | Fayetteville, Ark.  
 Donald W. Reynolds Razorback Stadium | Time: 2:37 p.m. | Attendance: 74,432  
 CBS > Brad Nessler (PBP), Aaron Taylor (Analyst), John Schriffen (Sideline)

**FLORIDA**

RUSHING	ATT	GAIN	LOST	NET	TD	LONG	AVG
M. Thompson	3	21	2	19	0	21	6.3
J. Scarlett	5	16	1	15	0	9	3.0
L. Perine	3	7	4	3	0	4	1.0
L. Del Rio	3	0	25	-25	0	0	-8.3

PASSING	COMP	ATT	YDS	TD	INT	LONG	Sack
L. Del Rio	19	37	229	0	2	25	3

RECEIVING	NO	YDS	TD	LONG
A. Callaway	4	44	0	14
B. Powell	2	41	0	21
A. Fulwood	2	38	0	22
J. Cronkrite	2	25	0	21
M. Thompson	2	20	0	15
J. Scarlett	2	14	0	13
D. Goolsby	2	3	0	3
J. Hammond	1	25	0	25
C. Lewis	1	17	0	17
T. Cleveland	1	2	0	2

PUNTING	NO	YDS	AVG	LONG	I20	50+
J. Townsend	7	311	44.4	59	4	1

FIELD GOALS	MADE	ATT	LONG
E. Pineiro	1	1	49
Kicks: Made 54			

**ARKANSAS**

RUSHING	ATT	GAIN	LOST	NET	TD	LONG	AVG
R. Williams III	26	150	2	148	2	41	5.7
Devwah Whaley	14	69	3	66	0	16	4.7
T.J. Hammonds	1	15	0	15	0	15	15.0
Deon Stewart	1	4	0	4	0	0	4.0
Jared Cornelius	2	3	0	3	0	3	1.5
Team	1	0	2	-2	0	0	-2.0
Austin Allen	4	2	13	-11	0	2	-2.8

PASSING	COMP	ATT	YDS	TD	INT	LONG	SACK
Austin Allen	15	26	243	1	1	43	1

RECEIVING	NO	YDS	TD	LONG
Drew Morgan	7	95	1	21
Jeremy Sprinkle	3	51	0	31
Devwah Whaley	2	69	0	43
R. Williams III	2	22	0	17
Keon Hatcher	1	6	0	6

PUNTING	NO	YDS	AVG	LONG	I20	50+
Toby Baker	6	241	40.2	51	2	1

FIELD GOALS	MADE	ATT	LONG
Adam McFain	1	1	36
Kicks: Made 36			



Behind touchdown runs of six yards and 41 yards, sophomore **RAWLEIGH WILLIAMS III** rushed for 148 yards on 26 carries in Arkansas' convincing 31-10 win over No. 11 Florida. The Razorbacks improved to 5-0 on the season when Williams rushes for 100 yards.

### SCORING SUMMARY

	1st	2nd	3rd	4th		Final
Florida	7	0	0	3	—	10
Arkansas	14	7	0	10	—	31

	Qtr.	Time	Scoring Play
Arkansas	1st	12:20	Santos Ramirez 24 yd interception return (McFain kick)
Arkansas	1st	5:56	R. Williams III 6 yd run (McFain kick)
Florida	1st	2:44	D. Dawson 37 yd interception return (Pineiro kick)
Arkansas	2nd	0:16	Drew Morgan 7 yd pass from Allen (McFain kick)
Arkansas	4th	9:14	McFain 36 yd field goal
Florida	4th	6:41	Pineiro 49 yd field goal
Arkansas	4th	5:40	R. Williams III 41 yd run (McFain kick)

**TEAM STATS**

	FLORIDA	ARKANSAS
FIRST DOWNS	13	27
RUSHES-YARDS (NET)	14-12	51-200
PASSING YDS (NET)	229	229
Comp-Passes Att-Int	19-37-2	19-32-1
TOTAL OFFENSE PLAYS-YARDS	51-241	83-429
Fumble Returns-Yards	0-0	0-0
Punt Returns-Yards	2-25	3-0
Kickoff Returns-Yards	4-59	1-15
Interception Returns-Yards	1-37	2-24
Punts (Number-Avg)	7-44.4	6-40.2
Fumbles-Lost	2-0	0-0
Penalties-Yards	3-34	9-97
Possession Time	20:39	39:21
Third-Down Conversions	1 of 11	6 of 14
Fourth-Down Conversions	0 of 1	1 of 1
Red-Zone Scores-Chances	0-1	3-3
Sacks By: Number-Yards	1-9	3-25



**NO. 24 LSU (6-3, 4-2).....38**  
**NO. 25 ARKANSAS (6-4, 2-4).....10**

November 12, 2016 | Fayetteville, Ark.  
 Donald W. Reynolds Razorback Stadium | Time: 6:10 p.m. | Attendance: 75,156  
 ESPN > Dave Pasch (PBP), Greg McElroy (Analyst), Tom Luginbill (Sideline)

## LSU

RUSHING	ATT	GAIN	LOST	NET	TD	LONG	AVG
Derrius Guice	21	254	2	252	2	96	12.0
L. Fournette	17	103	5	98	3	17	5.8
Nick Brossette	5	33	1	32	0	16	6.4
D.J. Clark	1	6	0	6	0	6	6.0
Darrel Williams	2	6	0	6	0	5	3.0
B. Mouton	1	0	0	0	0	0	0.0
Travin Dural	1	0	2	-2	0	0	-2.0
Danny Etling	3	4	6	-2	0	3	-0.7

PASSING	COMP	ATT	YDS	TD	INT	LONG	Sack
Danny Etling	10	16	157	0	0	48	1

RECEIVING	NO	YDS	TD	LONG
Travin Dural	3	31	0	15
Malachi Dupri	2	60	0	48
L. Fournette	2	44	0	38
J.D. Moore	2	12	0	6
Colin Jeter	1	10	0	10

PUNTING	NO	YDS	AVG	LONG	I20	50+
Josh Growden	4	188	47.0	50	1	1

FIELD GOALS	MADE	ATT	LONG
C. Delahoussaye	1	1	19
Kicks: Made 19			

## ARKANSAS

RUSHING	ATT	GAIN	LOST	NET	TD	LONG	AVG
Devwah Whaley	7	52	0	52	0	34	7.4
R. Williams III	13	49	0	49	9	18	3.8
Drew Morgan	1	2	0	2	0	2	2.0
Austin Allen	3	0	22	-22	0	0	-7.3

PASSING	COMP	ATT	YDS	TD	INT	LONG	SACK
Austin Alen	15	31	210	1	2	54	3

RECEIVING	NO	YDS	TD	LONG
Jeremy Sprinkle	4	29	0	20
Jared Cornelius	3	15	0	6
Dominique Reed	2	58	1	44
Keon Hatcher	2	26	0	19
R. Williams III	1	54	0	54
Devwah Whaley	1	23	0	23
Drew Morgan	1	4	0	4
Cody Hollister	1	1	0	1

PUNTING	NO	YDS	AVG	LONG	I20	50+
Toby Baker	7	302	43.1	51	3	1

FIELD GOALS	MADE	ATT	LONG
Adam McFain	1	1	24
Kicks: Made 24			



Two of **DEVWAH WHALEY'S** eight touches against LSU went for over 20 yards, including a 34-yard run in the second quarter. He led Arkansas with 52 yards on the ground and added a 23-yard reception.

## SCORING SUMMARY

	1st	2nd	3rd	4th	Final	
LSU	7	14	7	10	—	38
Arkansas	0	7	3	0	—	10

	Qtr.	Time	Scoring Play
LSU	1st	8:58	L. Fournette 5 yd run (Delahoussaye kick)
LSU	2nd	14:54	L. Fournette 7 yd run (Delahoussaye kick)
LSU	2nd	10:19	Derrius Guice 3 yd run (Delahoussaye kick)
Arkansas	2nd	5:52	Dominique Reed 44 yd pass from Allen (McFain kick)
Arkansas	3rd	10:32	McFain 24 yd field goal
LSU	3rd	6:59	L. Fournette 3 yd run (Delahoussaye kick)
LSU	4th	7:51	Delahoussaye 19 yd field goal
LSU	4th	6:04	Derrius Guice 96 yd run (Delahoussaye kick)

## TEAM STATS

	LSU	ARKANSAS
FIRST DOWNS	23	13
RUSHES-YARDS (NET)	51-390	24-81
PASSING YDS (NET)	157	210
Comp-Passes Att-Int	10-16-0	15-31-2
TOTAL OFFENSE PLAYS-YARDS	67-547	55-291
Fumble Returns-Yards	0-0	0-0
Punt Returns-Yards	3-(-9)	1-10
Kickoff Returns-Yards	1-12	7-117
Interception Returns-Yards	2-16	0-0
Punts (Number-Avg)	4-47.0	7-43.1
Fumbles-Lost	2-2	1-1
Penalties-Yards	5-44	7-56
Possession Time	35:11	24:49
Third-Down Conversions	6 of 12	5 of 13
Fourth-Down Conversions	0 of 0	0 of 0
Red-Zone Scores-Chances	5-5	1-3
Sacks By: Number-Yards	3-22	1-6



**ARKANSAS (7-4, 3-4)..... 58**  
**MISSISSIPPI STATE (4-7, 2-5)..... 42**

November 19, 2016 | Starkville, Miss.

Davis Wade Stadium | Time: 6:02 p.m. | Attendance: 58,538

ESPNU > Clay Matvick (PBP), Dusty Dvoracek (Analyst), Alex Corrdry (Sideline)

**ARKANSAS**

RUSHING	ATT	GAIN	LOST	NET	TD	LONG	AVG
R. Williams III	16	209	4	205	4	72	12.8
Devwah Whaley	19	122	10	112	1	50	5.9
T.J. Hammonds	1	30	0	30	0	30	30.0
Jared Cornelius	2	7	0	7	0	5	3.5
Austin Allen	2	5	0	5	0	5	2.5
Team	1	0	2	-2	0	0	-2.0

PASSING	COMP	ATT	YDS	TD	INT	LONG	Sack
Austin Allen	18	25	303	2	0	34	0
R. Williams III	1	1	1	1	0	1	0

RECEIVING	NO	YDS	TD	LONG
Drew Morgan	6	91	0	34
Keon Hatcher	4	65	2	33
Jeremy Sprinkle	2	37	0	24
Austin Cantrell	2	33	1	32
Jared Cornelius	2	12	0	10
Grayson Gunter	1	29	0	29
Cheyenne O'Grady	1	23	0	23
Devwah Whaley	1	14	0	14

PUNTING	NO	YDS	AVG	LONG	I20	50+
—						

FIELD GOALS	MADE	ATT	LONG
Adam McFain	1	2	34
Kicks: Missed 40, Made 34			

**MISSISSIPPI STATE**

RUSHING	ATT	GAIN	LOST	NET	TD	LONG	AVG
Nick Fitzgerald	17	136	5	131	4	58	7.7
Aeris Williams	13	63	0	63	0	10	4.8
Malik Dear	1	10	0	10	0	10	10.0
Ashton Shumpert	2	4	0	4	0	3	2.0
Keith Mixon	2	5	8	-3	0	5	-1.5

PASSING	COMP	ATT	YDS	TD	INT	LONG	SACK
Nick Fitzgerald	23	33	328	2	0	43	0

RECEIVING	NO	YDS	TD	LONG
Fred Ross	10	171	2	40
Donald Gray	7	92	0	43
Jamal Couch	2	38	0	24
Malik Dear	2	20	0	13
Aeris Williams	1	4	0	4
Ashton Shumpert	1	3	0	3

PUNTING	NO	YDS	AVG	LONG	I20	50+
K. Schexnayder	4	151	37.8	41	0	0

FIELD GOALS	MADE	ATT	LONG
Westin Graves	0	1	—
Kicks: Missed 44			



**RAWLEIGH WILLIAMS III** became the first non-QB in college football in 2016 to run for four touchdowns and pass for another in the same game. Williams ran for 191 of his career-high 205 yards in the first half.

**SCORING SUMMARY**

	1st	2nd	3rd	4th		Final
Arkansas	14	24	6	14	—	58
Mississippi State	14	0	14	14	—	42

	Qtr.	Time	Scoring Play
Arkansas	1st	14:12	R. Williams III 72 yd run (McFain kick)
Miss. State	1st	13:18	Nick Fitzgerald 58 yd run (Graves kick)
Arkansas	1st	7:29	R. Williams III 42 yd run (McFain kick)
Miss. State	1st	1:25	Nick Fitzgerald 18 yd run (Graves kick)
Arkansas	2nd	12:29	Keon Hatcher 5 yd pass from Allen (McFain kick)
Arkansas	2nd	8:58	McFain 34 yd field goal
Arkansas	2nd	5:53	R. Williams III 7 yd run (McFain kick)
Arkansas	2nd	1:32	R. Williams III 33 yd run (McFain kick)
Miss. State	3rd	12:15	Fred Ross 40 yd pass from Fitzgerald (Graves kick)
Arkansas	3rd	5:03	A. Cantrell 1 yd pass from Williams (McFain kick failed)
Miss. State	3rd	2:52	Nick Fitzgerald 2 yd run (Graves kick)
Arkansas	4th	14:04	Keon Hatcher 10 yd pass from Allen (Hatcher rush)
Miss. State	4th	11:12	Nick Fitzgerald 1 yd run (Ross pass from Fitzgerald)
Arkansas	4th	5:29	Devwah Whaley 4 yd run (Williams pass failed)
Miss. State	4th	2:15	Fred Ross pass from Fitzgerald (Fitzgerald pass failed)

**TEAM STATS**

	ARKANSAS	MISSISSIPPI STATE
FIRST DOWNS	27	25
RUSHES-YARDS (NET)	41-357	35-205
PASSING YDS (NET)	304	328
Comp-Passes Att-Int	19-26-0	23-33-0
TOTAL OFFENSE PLAYS-YARDS	67-661	68-533
Fumble Returns-Yards	0-0	0-0
Punt Returns-Yards	1-21	0-0
Kickoff Returns-Yards	4-70	10-178
Interception Returns-Yards	0-0	0-0
Punts (Number-Avg)	0-0	4-37.8
Fumbles-Lost	0-0	0-0
Penalties-Yards	1-10	3-22
Possession Time	33:13	26:47
Third-Down Conversions	7 of 11	5 of 13
Fourth-Down Conversions	2 of 2	4 of 4
Red-Zone Scores-Chances	6-6	4-4
Sacks By: Number-Yards	0-0	0-0

# GAME 12

ARKANSAS (7-5, 3-5)..... 24  
 MISSOURI (4-8, 2-6)..... 28

November 25, 2016 | Columbia, Mo.  
 Memorial Stadium | Time: 1:30 p.m. | Attendance: 51,043  
 CBS > Brad Nessler (PBP), Gary Danielson (Analyst), John Schriffen (Sideline)

## ARKANSAS

RUSHING	ATT	GAIN	LOST	NET	TD	LONG	AVG
R. Williams III	25	122	5	117	1	25	4.7
Devwah Whaley	8	55	1	4	1	30	6.8
T.J. Hammonds	3	11	1	10	0	8	3.3
Drew Morgan	1	8	0	8	0	8	8.0
Jared Cornelius	2	5	7	-2	0	5	-1.0
Austin Allen	7	15	47	-32	0	10	-4.6

PASSING	COMP	ATT	YDS	TD	INT	LONG	Sack
Austin Allen	24	39	348	1	2	66	4

RECEIVING	NO	YDS	TD	LONG
Drew Morgan	6	54	0	19
Jeremy Sprinkle	4	48	0	21
Dominique Reed	4	46	0	20
Keon Hatcher	3	106	0	66
Jared Cornelius	3	23	0	16
R. Williams III	1	52	0	52
Hayden Johnson	1	7	0	7
Devwah Whaley	1	7	0	7
Austin Cantrell	1	5	1	5

PUNTING	NO	YDS	AVG	LONG	I20	50+
Toby Baker	3	136	45.3	60	3	1

FIELD GOALS	MADE	ATT	LONG
Adam McFain	1	2	33

Kicks: Missed 48, Made 33

## MISSOURI

RUSHING	ATT	GAIN	LOST	NET	TD	LONG	AVG
J. Johnson	2	82	1	81	0	82	40.5
Nate Strong	17	52	0	52	2	11	3.1
A. Sherrills	1	14	0	14	0	14	14.0
Ish Witter	5	12	0	12	0	7	2.4
Richard Floyd	1	5	0	5	0	5	5.0
Team	2	0	7	-7	0	0	-3.5
Drew Lock	2	0	26	-26	0	0	-13.0
J'Mon Moore	0	0	0	0	1	0	0.0

PASSING	COMP	ATT	YDS	TD	INT	LONG	SACK
Drew Lock	16	26	268	1	0	67	2

RECEIVING	NO	YDS	TD	LONG
J'Mon Moore	6	135	0	49
D. Mason	5	62	0	25
J. Johnson	2	70	1	67
K. Blanton	1	1	0	1
Sean Culkin	1	0	0	0
Ish Witter	1	0	0	0

PUNTING	NO	YDS	AVG	LONG	I20	50+
Corey Fatony	5	196	39.2	49	1	0

FIELD GOALS	MADE	ATT	LONG
-	-	-	-



With his seventh 100-yard rushing game of the season at Missouri, **RAWLEIGH WILLIAMS III** clinched the SEC regular-season rushing title with 1,326 yards on the ground. Williams ran for a career-high nine first downs against the Tigers and also had one through the air.

## SCORING SUMMARY

	1st	2nd	3rd	4th	Final
Arkansas	14	10	0	0	24
Missouri	7	0	14	7	28

Qtr.	Time	Scoring Play
Arkansas	1st 14:05	R. Williams III 1 yd run (McFain kick)
Missouri	1st 9:44	J'Mon Moore 0 yd fumble recovery (McCann kick)
Arkansas	1st 4:13	Devwah Whaley 30 yd run (McFain kick)
Arkansas	2nd 8:05	Austin Cantrell 5 yd pass from Allen (McFain kick)
Arkansas	2nd 1:08	McFainn 33 yd field goal
Missouri	3rd 11:53	Nate Strong 2 yd run (McCann kick)
Missouri	3rd 2:07	J. Johnson 67 yd pass from Lock (McCann kick)
Missouri	4th 12:48	Nate Strong 1 yd run (McCann kick)

## TEAM STATS

	ARKANSAS	MISSOURI
FIRST DOWNS	27	15
RUSHES-YARDS (NET)	46-155	30-131
PASSING YDS (NET)	348	268
Comp-Passes Att-Int	24-39-2	16-26-0
TOTAL OFFENSE PLAYS-YARDS	85-503	56-399
Fumble Returns-Yards	0-0	0-0
Punt Returns-Yards	2-18	1-(-2)
Kickoff Returns-Yards	5-139	5-110
Interception Returns-Yards	0-0	2-4
Punts (Number-Avg)	3-45.3	5-39.2
Fumbles-Lost	0-0	4-1
Penalties-Yards	8-55	2-10
Possession Time	40:22	19:38
Third-Down Conversions	9 of 17	6 of 13
Fourth-Down Conversions	1 of 3	1 of 1
Red-Zone Scores-Chances	3-6	3-3
Sacks By: Number-Yards	2-26	4-44





**ARKANSAS (7-6)** ..... 24  
**NO. 22 VIRGINIA TECH (10-4)** ..... 35

December 29, 2016 | Charlotte, N.C. | Belk Bowl  
 Bank of America Stadium | Time: 4:36 p.m. | Attendance: 46,902  
 ESPN > Mike Patrick (PBP), Ed Cunningham (Analyst), Dr. Jerry Punch (Sideline)

**ARKANSAS**

RUSHING	ATT	GAIN	LOST	NET	TD	LONG	AVG
R. Williams III	12	34	0	34	0	9	2.8
Deon Stewart	1	5	0	5	0	5	5.0
Drew Morgan	1	4	0	4	0	4	4.0
Keon Hatcher	1	4	0	4	0	4	4.0
T.J. Hammonds	1	2	0	2	0	2	2.0
Devwah Whaley	5	3	3	1	0	3	0.2
Kody Walker	2	3	3	-1	0	2	-0.5
Austin Allen	11	24	37	-13	1	10	-1.2

PASSING	COMP	ATT	YDS	TD	INT	LONG	Sack
Austin Allen	18	31	278	2	3	36	6

RECEIVING	NO	YDS	TD	LONG
Keon Hatcher	6	105	1	29
Drew Morgan	4	75	0	36
Cheyenne O'Grady	2	40	1	28
Dominique Reed	2	13	0	17
Devwah Whaley	1	26	0	26
Deon Stewart	1	19	0	19
Austin Cantrell	1	7	0	7
R. Williams III	1	-7	0	0

PUNTING	NO	YDS	AVG	LONG	I20	50+
Toby Baker	7	304	43.4	50	3	2

FIELD GOALS	MADE	ATT	LONG
Cole Hedlund	1	1	38
Kicks: Made 38			

**VIRGINIA TECH**

RUSHING	ATT	GAIN	LOST	NET	TD	LONG	AVG
Jerod Evans	22	115	28	87	2	33	4.0
Travon McMillian	9	40	6	34	1	21	3.8
Cam Phillips	4	22	6	16	0	15	4.0
Isaiah Ford	2	14	0	14	0	9	7.0
Bucky Hodges	2	15	5	10	0	15	5.0
Sam Rogers	2	4	0	4	0	2	2.0

PASSING	COMP	ATT	YDS	TD	INT	LONG	SACK
Jerod Evans	21	33	243	2	1	38	4
TEAM	0	1	0	0	0	0	0

RECEIVING	NO	YDS	TD	LONG
Cam Phillips	6	115	0	38
Isaiah Ford	6	56	0	13
Bucky Hodges	5	51	0	15
Sam Rogers	2	14	1	11
Chris Cunningham	1	5	1	5
Travon McMillian	1	2	0	2

PUNTING	NO	YDS	AVG	LONG	I20	50+
Mitchell Ludwig	6	235	39.2	48	5	0

FIELD GOALS	MADE	ATT	LONG
Joey Slye	0	1	—
Kicks: Missed 48			



In his final game as a Razorback, **KEON HATCHER** recorded his second straight 100-yard receiving effort through the air and eighth TD grab. He finished fourth on Arkansas' career TD receptions list (19), 13th in receptions (130) and 11th in receiving yards (1,866).

**SCORING SUMMARY**

	1st	2nd	3rd	4th	Final
Arkansas	17	7	0	0	— 24
Virginia Tech	0	0	21	14	— 35

	Qtr.	Time	Scoring Play
Arkansas	1st	13:23	Hedlund 38 yd field goal
Arkansas	1st	2:22	Allen 1 yd run (Hedlund kick)
Arkansas	1st	0:21	O'Grady 28 yd pass from Allen (Hedlund kick)
Arkansas	2nd	10:05	Hatcher 12 yd pass from Allen (Hedlund kick)
Virginia Tech	3rd	13:27	Evans 4 yd run (Slye kick)
Virginia Tech	3rd	4:18	Rogers 3 yd pass from Evans (Slye kick)
Virginia Tech	3rd	4:00	Cunningham 5 yd pass from Evans (Slye kick)
Virginia Tech	4th	12:03	McMillian 6 yd run (Slye kick)
Virginia Tech	4th	6:41	Evans 1 yd run (Slye kick)

**TEAM STATS**

	ARKANSAS	VIRGINIA TECH
FIRST DOWNS	14	25
RUSHES-YARDS (NET)	34-36	44-159
PASSING YDS (NET)	278	243
Comp-Passes Att-Int	18-31-3	21-34-1
TOTAL OFFENSE PLAYS-YARDS	65-314	78-402
Fumble Returns-Yards	0-0	0-0
Punt Returns-Yards	1-21	1-5
Kickoff Returns-Yards	1-16	4-78
Interception Returns-Yards	1-50	3-22
Punts (Number-Avg)	7-43.4	6-39.2
Fumbles-Lost	1-1	2-1
Penalties-Yards	12-75	4-45
Possession Time	31:14	28:46
Third-Down Conversions	2 of 14	7 of 15
Fourth-Down Conversions	0 of 0	0 of 1
Red-Zone Scores-Chances	3-3	5-5
Sacks By: Number-Yards	4-18	6-37





# 2016 INDIVIDUAL STATISTICS

SCORING	TD	FGS	-----PATS-----				DXP	SAF	PTS
			KICK	RUSH	RCV	PASS			
Rawleigh Williams III	13	0-0	0-0	0-0	0	0-1	0	0	78
Keon Hatcher	8	0-0	0-0	1-1	0	1-1	0	0	50
Adam McFain	0	8-10	20-21	0-0	0	0-0	0	0	44
Cole Hedlund	0	5-7	25-25	0-0	0	0-0	0	0	40
Jared Cornelius	5	0-0	0-0	0-0	0	0-0	0	0	30
Jeremy Sprinkle	4	0-0	0-0	0-0	0	0-0	0	0	24
Devwah Whaley	3	0-0	0-0	0-0	0	0-0	0	0	18
Drew Morgan	3	0-0	0-0	0-0	0	0-0	0	0	18
Austin Allen	2	0-0	0-0	0-0	1	0-1	0	0	14
Austin Cantrell	2	0-0	0-0	0-0	0	0-0	0	0	12
Dominique Reed	2	0-0	0-0	0-0	0	0-0	0	0	12
Cheyenne O'Grady	1	0-0	0-0	0-0	0	0-0	0	0	6
Kody Walker	1	0-0	0-0	0-0	0	0-0	0	0	6
T.J. Hammonds	1	0-0	0-0	0-0	0	0-0	0	0	6
La'Michael Pettway	1	0-0	0-0	0-0	0	0-0	0	0	6
Henre' Toliver	1	0-0	0-0	0-0	0	0-0	0	0	6
Santos Ramirez	1	0-0	0-0	0-0	0	0-0	0	0	6
Brooks Ellis	1	0-0	0-0	0-0	0	0-0	0	0	6
Ryan Pulley	1	0-0	0-0	0-0	0	0-0	0	0	6
Cody Hollister	1	0-0	0-0	0-0	0	0-0	0	0	6
<b>TOTAL</b>	<b>51</b>	<b>13-17</b>	<b>45-46</b>	<b>1-1</b>	<b>1</b>	<b>1-3</b>	<b>0</b>	<b>0</b>	<b>394</b>
Opponents	54	9-16	51-52	0-0	1	1-2	0	0	404

PUNT RETURNS	NO	YDS	AVG	TD	LONG
Jared Cornelius	12	85	7.1	0	21
Drew Morgan	4	37	9.2	0	33
Keon Hatcher	1	21	21.0	0	21
<b>TOTAL</b>	<b>17</b>	<b>143</b>	<b>8.4</b>	<b>0</b>	<b>33</b>
Opponents	18	101	5.6	0	34

KICK RETURNS	NO	YDS	AVG	TD	LONG
Deon Stewart	21	419	20.0	0	43
Dominique Reed	9	161	17.9	0	25
Drew Morgan	3	58	19.3	0	28
T.J. Hammonds	1	16	16.0	0	16
Team	1	4	4.0	0	4
Keon Hatcher	1	20	20.0	0	20
Kendrick Jackson	1	10	10.0	0	10
<b>TOTAL</b>	<b>37</b>	<b>688</b>	<b>18.6</b>	<b>0</b>	<b>43</b>
Opponents	54	1115	20.6	0	64

FUMBLE RETURNS	NO	YDS	AVG	TD	LONG
<b>TOTAL</b>	<b>0</b>	<b>0</b>	<b>0.0</b>	<b>0</b>	<b>0</b>
Opponents	1	23	23.0	1	23

INTERCEPTIONS	NO	YDS	AVG	TD	LONG
Henre' Toliver	2	70	35.0	1	70
Josh Liddell	2	2	1.0	0	2
Ryan Pulley	2	75	37.5	1	50
Brooks Ellis	1	47	47.0	1	47
Dwayne Eugene	1	8	8.0	0	8
Santos Ramirez	1	24	24.0	1	24
Dre Greenlaw	1	3	3.0	0	3
<b>TOTAL</b>	<b>10</b>	<b>229</b>	<b>22.9</b>	<b>4</b>	<b>70</b>
Opponents	15	244	16.3	2	100

ALL PURPOSE	G	RUSH	REC	PR	KOR	IR	TOT	AVG/G
Rawleigh Williams III	13	1360	220	0	0	0	1580	121.5
Drew Morgan	13	8	739	37	58	0	842	64.8
Keon Hatcher	12	7	743	21	20	0	791	65.9
Devwah Whaley	13	602	139	0	0	0	741	57.0
Jared Cornelius	11	53	515	85	0	0	653	59.4
Deon Stewart	12	9	34	0	419	0	462	38.5
Dominique Reed	13	26	255	0	161	0	442	34.0
Jeremy Sprinkle	12	0	380	0	0	0	380	31.7
Cody Hollister	12	48	140	0	0	0	188	15.7
Kody Walker	7	109	21	0	0	0	130	18.6
Austin Cantrell	13	0	120	0	0	0	120	9.2
T.J. Hammonds	8	88	0	0	16	0	104	13.0
Ryan Pulley	13	0	0	0	0	75	75	5.8
Henre' Toliver	13	0	0	0	0	70	70	5.4
Cheyenne O'Grady	8	0	63	0	0	0	63	7.9
Brooks Ellis	13	0	0	0	0	47	47	3.6
Grayson Gunter	13	0	29	0	0	0	29	2.2
Hayden Johnson	12	0	25	0	0	0	25	2.1
Santos Ramirez	12	0	0	0	0	24	24	2.0
Damon Mitchell	12	18	0	0	0	0	18	1.5
Kendrick Jackson	13	0	1	0	10	0	11	0.8
La'Michael Pettway	10	0	10	0	0	0	10	1.0
Dwayne Eugene	13	0	0	0	0	8	8	0.6
Connor McPherson	1	4	0	0	0	0	4	4.0
Dre Greenlaw	7	0	0	0	0	3	3	0.4
Josh Liddell	13	0	0	0	0	2	2	0.2
Ty Storey	3	-17	0	0	0	0	-17	-5.7
Team	8	-54	0	0	4	0	-50	-6.2
Austin Allen	13	-126	0	0	0	0	-126	-9.7
<b>TOTAL</b>	<b>13</b>	<b>2135</b>	<b>3434</b>	<b>143</b>	<b>688</b>	<b>229</b>	<b>6629</b>	<b>509.9</b>
Opponents	13	2671	2875	101	1115	244	7006	538.9

PUNTING	NO	YDS	AVG	LG	TB	FC	I20	50+	BLKD
Toby Baker	57	2532	44.4	60	3	24	22	21	0
Blake Johnson	2	94	47.0	48	0	2	1	0	0
<b>TOTAL</b>	<b>59</b>	<b>2626</b>	<b>44.5</b>	<b>60</b>	<b>3</b>	<b>26</b>	<b>23</b>	<b>21</b>	<b>0</b>
Opponents	61	2592	42.5	63	6	19	23	10	0

FIELD GOALS	FGM-FGA	PCT	01-19	20-29	30-39	40-49	50-99	LG	BLK
Cole Hedlund	5-7	71.4	0-0	3-4	2-2	0-1	0-0	38	0
Adam McFain	8-10	80.0	0-0	2-2	4-4	1-3	1-1	54	0

FIELD GOAL SEQUENCE	ARKANSAS	OPPONENTS
LOUISIANA TECH	—	54, (43), (20), 39
at TCU	(38), (27), 22	28, (37)
TEXAS STATE	—	(39)
vs. Texas A&M	(25)	36, (48)
ALCORN STATE	(25), 44	(43), 41
ALABAMA	(25)	—
OLE MISS	(43), (36)	(33)
at Auburn	(54)	—
FLORIDA	(36)	(49)
LSU	(24)	(19)
at Mississippi State	40, (34)	44
at Missouri	(33), 48	—
vs. Virginia Tech	(38)	48

Numbers in (parentheses) indicate field goal was made.

KICKOFFS	NO	YDS	AVG	TB	OB	RETN	NET	YDLN
Connor Limpert	43	2656	61.8	9	3			
Adam McFain	28	1658	59.2	6	0			
Cole Hedlund	1	31	31.0	0	0			
<b>TOTAL</b>	<b>72</b>	<b>4345</b>	<b>60.3</b>	<b>15</b>	<b>3</b>	<b>1115</b>	<b>39.7</b>	<b>25</b>
Opponents	72	4407	61.2	33	2	688	40.2	24

# 2016 INDIVIDUAL DEFENSIVE STATISTICS



NO	PLAYER	GP	TACKLES			TFL-YDS	SACKS NO-YDS	PASS DEF			FUMBLES		BLOCKED	
			SOLO	AST	TOTAL			INT-YDS	BRUP	QBH	RCV-YDS	FF	KICK	SAF
51	Brooks Ellis	13	38	45	83	7.0-41	1.0-21	1-47	5	3	1-0	.	.	
28	Josh Liddell	13	35	28	63	2.0-8	.	2-2	4	.	.	1	.	
55	Jeremiah Ledbetter	13	17	32	49	7.5-52	5.5-44	.	2	1	.	1	.	
48	Deatrich Wise	13	21	28	49	5.5-29	3.5-23	.	3	7	.	1	.	
11	Ryan Pulley	13	33	14	47	0.5-0	.	2-75	13	.	1-0	.	.	
5	Henre' Toliver	13	30	15	45	1.0-1	.	2-70	6	.	.	.	.	
35	Dwayne Eugene	13	20	24	44	1.0-1	.	1-8	.	2	2-0	.	.	
9	Santos Ramirez	12	30	13	43	.	.	1-24	2	.	.	2	.	
23	Dre Greenlaw	7	22	20	42	1.5-3	.	1-3	.	1	2-0	.	.	
29	Jared Collins	13	25	16	41	1.0-3	.	.	12	.	.	.	.	
20	De'Andre Coley	12	20	17	37	0.5-1	.	.	.	.	2-0	2	.	
8A	De'Jon Harris	12	18	19	37	2.0-8	1.0-6	.	.	.	.	1	.	
94	Taiwan Johnson	13	9	20	29	5.0-18	2.0-8	.	1	2	.	.	.	
3A	McTelvin Agim	13	8	19	27	5.5-23	2.5-13	.	.	2	.	.	.	
2	DJ Dean	11	9	15	24	.	.	.	1	.	.	.	.	
10	Randy Ramsey	12	13	10	23	5.5-32	2.5-20	.	.	4	1-0	3	.	
97	Tevin Beanum	12	6	15	21	.	.	.	.	1	.	.	.	
6	JaMichael Winston	13	8	13	21	2.0-10	2.0-10	.	.	1	.	.	.	
41	Austin Capps	12	3	9	12	1.5-6	0.5-4	.	.	.	.	.	.	
2B	Ryder Lucas	13	5	7	12	.	.	.	.	.	.	.	.	
38	Reid Miller	13	3	6	9	.	.	.	.	.	.	.	.	
78	Bijhon Jackson	13	4	5	9	4.5-33	2.5-26	.	.	1	.	.	.	
99	Brandon Lewis	5	2	7	9	2.5-8	0.5-5	.	.	.	.	.	.	
45	Josh Harris	12	5	3	8	.	.	.	.	.	.	.	.	
81	Cody Hollister	12	6	2	8	.	.	.	.	.	2-0	.	.	
30	Kevin Richardson	1	2	5	7	.	.	.	.	.	.	.	.	
96	Karl Roesler	13	4	3	7	1.5-6	1.5-6	.	.	1	.	.	.	
27	Khalia Hackett	8	2	4	6	.	.	.	.	.	.	.	.	
7	Damon Mitchell	12	1	5	6	.	.	.	.	.	1	.	.	
52	T.J. Smith	5	1	3	4	1.5-3	.	.	.	.	.	.	.	
39	Byron Keaton	12	2	2	4	.	.	.	.	.	.	.	.	
44	Austin Cantrell	13	2	1	3	.	.	.	.	.	.	1	.	
56	Matt Emrich	12	1	1	2	.	.	.	.	.	.	.	.	
22	Rawleigh Williams III	13	2	.	2	.	.	.	.	.	.	.	.	
84	D'Vone McClure	5	1	.	1	.	.	.	.	.	.	.	.	
TM	Team	8	.	1	1	.	.	.	.	1	.	.	.	
2A	Josh Williams	12	1	.	1	.	.	.	.	.	.	1	.	
42	Connor Limpert	9	1	.	1	.	.	.	.	.	.	.	.	
4A	Adam McFain	11	.	1	1	.	.	.	.	.	.	.	.	
64	Jake Hall	12	1	.	1	.	.	.	.	.	.	.	.	
8	Austin Allen	13	1	.	1	.	.	.	.	.	.	.	.	
74	Colton Jackson	12	1	.	1	.	.	.	.	.	.	.	.	
4	Keon Hatcher	12	1	.	1	.	.	.	.	.	.	.	.	
37	Toby Baker	12	1	.	1	.	.	.	.	.	.	.	.	
72	Frank Ragnow	13	.	1	1	.	.	.	.	.	.	.	.	
15	Nate Dalton	4	1	.	1	.	.	.	.	.	.	.	.	
86	Armon Watts	1	.	1	1	.	.	.	.	.	.	.	.	
70	Dan Skipper	13	.	.	.	.	.	.	.	.	.	.	2	
<b>TOTAL</b>		<b>13</b>	<b>416</b>	<b>430</b>	<b>846</b>	<b>59-286</b>	<b>25-186</b>	<b>10-229</b>	<b>49</b>	<b>27</b>	<b>11-0</b>	<b>14</b>	<b>2</b>	
Opponents		13	504	458	962	870-404	35-264	15-244	53	61	10-23	8	.	



**RYAN PULLEY** emerged as one of the SEC's top cornerbacks in 2016 as he racked up 13 pass breakups, which were second-most in the conference and tied for 12th in the FBS. He forced two interceptions, including one returned for a 25-yard TD against Texas State.



**SANTOS RAMIREZ**, who will serve as a team captain in 2017, returned his second career interception 24 yards for the opening TD in Arkansas' 31-10 win over No. 11 Florida. The Hogs' four interceptions returned for TDs in 2016 were its most since at least 1985.







## 20-YARD PLUS PLAYS

YARDS	TYPE	PLAYER(S)	OPPONENT
75*	Rush	Devwah Whaley	ALCORN STATE
73	Pass	Keon Hatcher from Austin Allen	TEXAS STATE
72*	Rush	Rawleigh Williams III	at Mississippi State
70*	INT	Henre' Toliver	ALCORN STATE
66	Pass	Keon Hatcher from Austin Allen	at Missouri
57	Pass	Jared Cornelius from Austin Allen	ALABAMA
55	Rush	Rawleigh Williams III	vs. Texas A&M
54	Pass	Rawleigh Williams III from Austin Allen	LSU
53	Rush	Rawleigh Williams III	OLE MISS
52	Pass	Rawleigh Williams III from Austin Allen	at Missouri
51*	Pass	Dominique Reed from Austin Allen	OLE MISS
50	INT	Ryan Pulley	vs. Virginia Tech
50	Rush	Devwah Whaley	at Mississippi State
47*	INT	Brooks Ellis	at TCU
44*	Pass	Dominique Reed from Austin Allen	LSU
44	Pass	Keon Hatcher from Austin Allen	vs. Texas A&M
43	KR	Deon Stewart	at Missouri
43	Pass	Devwah Whaley from Austin Allen	FLORIDA
42*	Rush	Rawleigh Williams III	at Mississippi State
41*	Rush	Rawleigh Williams III	FLORIDA
38	Pass	Jared Cornelius from Austin Allen	vs. Texas A&M
38	Pass	Jared Cornelius from Austin Allen	vs. Texas A&M
37	Rush	Rawleigh Williams III	at TCU
37	Pass	Cody Hollister from Austin Allen	ALABAMA
36	Pass	Drew Morgan from Austin Allen	vs. Virginia Tech
35*	Pass	Jared Cornelius from Austin Allen	ALCORN STATE
34	Rush	Devwah Whaley	LSU
34	Pass	Drew Morgan from Austin Allen	at Mississippi State
33	Pass	Jared Cornelius from Austin Allen	vs. Texas A&M
33	Pass	Keon Hatcher from Austin Allen	at Mississippi State
33*	Rush	Rawleigh Williams III	at Mississippi State
33	PR	Drew Morgan	ALCORN STATE
32	Pass	Dominique Reed from Austin Allen	TEXAS STATE
32	Pass	Austin Cantrell from Austin Allen	at Mississippi State
31	Pass	Jeremy Sprinkle from Austin Allen	FLORIDA
30*	Rush	Devwah Whaley	at Missouri
30	KR	Deon Stewart	at Missouri
30	Rush	T.J. Hammonds	at Mississippi State
29*	Pass	Jared Cornelius from Austin Allen	ALCORN STATE
29	Pass	Rawleigh Williams III from Austin Allen	ALABAMA
29	Pass	Jared Cornelius from Austin Allen	ALABAMA
29	Rush	Rawleigh Williams III	ALCORN STATE
29	KR	Deon Stewart	ALABAMA
29	Pass	Keon Hatcher from Austin Allen	vs. Virginia Tech
29	Pass	Grayson Gunter from Austin Allen	at Mississippi State
28	KR	Deon Stewart	at Mississippi State
28*	Pass	Cheyenne O'Grady from Austin Allen	vs. Virginia Tech
28	KR	Drew Morgan	ALABAMA
28	KR	Deon Stewart	LSU
27	KR	Deon Stewart	at Missouri
26	Pass	Devwah Whaley from Austin Allen	FLORIDA
26*	Rush	Cody Hollister	ALCORN STATE
26	Pass	Devwah Whaley from Austin Allen	vs. Virginia Tech
25	KR	Dominique Reed	LOUISIANA TECH
25	Pass	Jeremy Sprinkle from Austin Allen	at TCU
25	Rush	Rawleigh Williams III	at Missouri
25	KR	Deon Stewart	ALCORN STATE
25*	INT	Ryan Pulley	TEXAS STATE
24*	INT	Santos Ramirez	FLORIDA
24	Pass	Jared Cornelius from Austin Allen	ALCORN STATE
24	Pass	Jeremy Sprinkle from Austin Allen	at Mississippi State
24*	Pass	Jeremy Sprinkle from Austin Allen	ALABAMA
24	Rush	Rawleigh Williams III	ALCORN STATE
24	Pass	Drew Morgan from Austin Allen	at TCU
24	Pass	Drew Morgan from Austin Allen	at TCU
24	Pass	Drew Morgan from Austin Allen	at Mississippi State
24	Rush	Rawleigh Williams III	OLE MISS
24	Pass	Jared Cornelius from Austin Allen	ALABAMA
23	Pass	Keon Hatcher from Austin Allen	at Missouri
23	Rush	Rawleigh Williams III	at Mississippi State
23	Pass	Devwah Whaley from Austin Allen	LSU
23	Pass	Drew Morgan from Austin Allen	ALABAMA
23	Pass	Jeremy Sprinkle from Austin Allen	vs. Texas A&M
23	Pass	Cheyenne O'Grady from Austin Allen	at Mississippi State
22	Rush	Cody Hollister	ALCORN STATE
22	KR	Dominique Reed	at TCU

YARDS	TYPE	PLAYER(S)	OPPONENT
22	Pass	Rawleigh Williams III from Austin Allen	ALABAMA
21	Pass	Jeremy Sprinkle from Austin Allen	at Missouri
21	Pass	Drew Morgan from Austin Allen	FLORIDA
21	KR	Dominique Reed	at TCU
21	PR	Keon Hatcher	vs. Virginia Tech
21	PR	Jared Cornelius	at Mississippi State
21	Pass	Drew Morgan from Austin Allen	vs. Texas A&M
20	Pass	Keon Hatcher from Austin Allen	vs. Virginia Tech
20	Pass	Dominique Reed from Austin Allen	at Missouri
20	Pass	Drew Morgan from Austin Allen	FLORIDA
20	KR	Keon Hatcher	at Missouri
20	Pass	Dominique Reed from Austin Allen	ALABAMA
20	Pass	Drew Morgan from Austin Allen	vs. Virginia Tech
20	Pass	Jared Cornelius from Austin Allen	OLE MISS
20	Pass	Jeremy Sprinkle from Austin Allen	LSU
20	Pass	Jared Cornelius from Austin Allen	ALABAMA

\*touchdown scored on play

## LONG PLAYS BY YARDS

	NO	TD
100+	0	0
90-99	0	0
80-89	0	0
70-79	4	3
60-69	1	0
50-59	8	1
40-49	7	4
30-39	18	3
20-29	56	6
<b>TOTAL</b>	<b>94</b>	<b>17</b>

## LONG PLAYS BY TYPE

	NO	TD
Rushing	21	7
Passing	53	6
Punt returns	3	0
Kick returns	12	0
Interceptions	5	4
Fumble returns	0	0
Other	0	0
<b>TOTAL</b>	<b>94</b>	<b>17</b>

## 20-YARD PLUS PLAYS BY PLAYER

PLAYER	NO	TD	R	P	KR	PR	IR	FR
Rawleigh Williams III	18	4	14	4	0	0	0	0
Jared Cornelius	12	2	0	11	0	1	0	0
Drew Morgan	12	0	0	10	1	1	0	0
Keon Hatcher	9	0	0	7	1	1	0	0
Dominique Reed	8	2	0	5	3	0	0	0
Devwah Whaley	8	2	4	4	0	0	0	0
Jeremy Sprinkle	7	1	0	7	0	0	0	0
Deon Stewart	7	0	0	7	0	0	0	0
Cody Hollister	3	1	2	1	0	0	0	0
Cheyenne O'Grady	2	1	0	2	0	0	0	0
Ryan Pulley	2	1	0	0	0	0	2	0
Henre' Toliver	1	1	0	0	0	0	1	0
Santos Ramirez	1	1	0	0	0	0	1	0
Brooks Ellis	1	1	0	0	0	0	1	0
T.J. Hammonds	1	0	1	0	0	0	0	0
Grayson Gunter	1	0	0	1	0	0	0	0
Austin Cantrell	1	0	0	1	0	0	0	0
<b>TOTAL</b>	<b>94</b>	<b>17</b>	<b>21</b>	<b>53</b>	<b>12</b>	<b>3</b>	<b>5</b>	<b>0</b>

## LONGEST PLAYS OF THE YEAR

TYPE	YDS	PLAY
Rushing	75	Devwah Whaley vs. ALCORN STATE (10/1/2016)
Rushing Touchdown	75	Devwah Whaley vs. ALCORN STATE (10/1/2016)
Passing	73	Keon Hatcher from Austin Allen vs. TEXAS STATE (9/17/2016)
Passing Touchdown	51	Dominique Reed from Austin Allen vs. OLE MISS (10/15/2016)
Punt Return	33	Drew Morgan vs. ALCORN STATE (10/1/2016)
Kick Return	43	Deon Stewart at Missouri (11/25/2016)
Interception Return	70	Henre' Toliver vs. ALCORN STATE (10/1/2016)
Fumble Return	None	
Punt	60	Toby Baker at Missouri (11/25/2016)
Field Goal	54	Adam McFain at Auburn (10/22/2016)





## WESTERN DIVISION

	SEC	PCT	PF	PA	OVERALL	PCT	PF	PA	HOME	AWAY	NEUTRAL	VS. DIV.	TOP 25	TOP 10	STREAK
Alabama	8-0	1.000	304	118	14-1	.933	582	195	7-0	4-0	3-1	6-0	9-1	3-1	L1
Auburn	5-3	.625	210	147	8-5	.615	406	222	6-2	2-2	0-1	4-2	2-4	0-3	L2
LSU	5-3	.625	218	141	8-4	.667	340	189	5-2	2-1	1-1	4-2	4-2	0-1	W2
Texas A&M	4-4	.500	252	242	8-5	.615	453	319	5-2	2-2	1-1	2-4	3-2	1-1	L2
<b>Arkansas</b>	<b>3-5</b>	<b>.375</b>	<b>214</b>	<b>298</b>	<b>7-6</b>	<b>.538</b>	<b>394</b>	<b>404</b>	<b>5-2</b>	<b>2-2</b>	<b>0-2</b>	<b>2-4</b>	<b>3-5</b>	<b>1-1</b>	<b>L2</b>
Mississippi State	3-5	.375	234	272	6-7	.462	395	413	3-3	2-4	1-0	2-4	1-2	1-1	W2
Ole Miss	2-6	.250	234	295	5-7	.417	391	408	4-3	1-3	0-1	1-5	2-5	1-2	L2

## EASTERN DIVISION

	SEC	PCT	PF	PA	OVERALL	PCT	PF	PA	HOME	AWAY	NEUTRAL	VS. DIV.	TOP 25	TOP 10	STREAK
Florida	6-2	.750	196	123	9-4	.692	311	218	5-0	2-3	2-1	5-1	2-3	0-1	W1
Tennessee	4-4	.500	287	295	9-4	.692	473	375	6-1	1-3	2-0	4-2	3-2	0-2	W1
Georgia	4-4	.500	167	192	8-5	.615	319	312	3-3	3-1	2-1	3-3	2-3	1-0	W1
Kentucky	4-4	.500	185	237	7-6	.538	390	407	5-2	2-3	0-1	3-3	1-3	0-1	L1
South Carolina	3-5	.375	126	168	6-7	.462	270	344	5-2	1-4	0-1	3-3	1-4	0-2	L2
Vanderbilt	3-5	.375	162	162	6-7	.500	299	312	4-2	2-4	0-1	2-4	1-2	0-0	L1
Missouri	2-6	.250	181	280	4-8	.333	377	378	4-3	0-5	0-0	1-5	0-2	0-0	W1

NOTES: vs. Top 25 - Record vs. teams in Top 25 (AP, USA Today) when game was played; Teams listed in alphabetical order unless tie-breaker applicable

## SEC CHAMPIONSHIP GAME

Alabama 54, Florida 16  
Attendance: 74,632 • TV: CBS

Dec. 3 • Georgia Dome • Atlanta, Ga.  
MVP: Reuben Foster, Alabama

## SEC BOWL RESULTS

**ST. PETERSBURG BOWL**  
Mississippi State 17, Miami (Ohio) 16  
Dec. 26 • Tropicana Field  
St. Petersburg, Fla.

**BUFFALO WILD WINGS CITRUS BOWL**  
LSU 29, Louisville 9  
Dec. 31 • Camping World Stadium  
Orlando Fla.

## CAMPING WORLD INDEPENDENCE BOWL

N.C. State 41, Vanderbilt 17  
Dec. 26 • Independence Stadium  
Shreveport, La.

**TAXSLAYER BOWL**  
Georgia Tech 33, Kentucky 18  
Dec. 31 • EverBank Field  
Jacksonville, Fla.

## ADVOCARE V100 TEXAS BOWL

Kansas State 33, Texas A&M 28  
Dec. 28 • NRG Stadium  
Houston, Texas

**CHICK-FIL-A PEACH BOWL**  
Alabama 24, Washington 7  
Dec. 31 • Georgia Dome  
Atlanta, Ga.

## BIRMINGHAM BOWL

USF 46, South Carolina 39 (OT)  
Dec. 29 • Legion Field  
Birmingham, Ala.

**OUTBACK BOWL**  
Florida 30, Iowa 3  
Jan. 2 • Raymond James Stadium  
Tampa, Fla.

## BELK BOWL

Virginia Tech 35, Arkansas 24  
Dec. 29 • Bank of America Stadium  
Charlotte, N.C.

**ALLSTATE SUGAR BOWL**  
Oklahoma 35, Auburn 19  
Jan. 2 • Superdome  
New Orleans, La.

## AUTOZONE LIBERTY BOWL

Georgia 31, TCU 23  
Dec. 30 • Liberty Bowl Memorial Stadium  
Memphis, Tenn.

**CFP NATIONAL CHAMPIONSHIP GAME**  
Clemson 35, Alabama 31  
Jan. 9 • Raymond James Stadium  
Tampa, Fla.

## FRANKLIN AMERICAN MORTGAGE

**MUSIC CITY BOWL**  
Tennessee 38, Nebraska 24  
Dec. 30 • Nissan Stadium  
Nashville, Tenn.

## RAZORBACKS IN THE SEC & NATIONAL RANKINGS

CATEGORY	STAT	SEC RANK	NCAA RANK
3rd Down Conversion Pct.	0.398	10	70
3rd Down Conversion Pct. Defense	0.448	14	112
4th Down Conversion Pct.	0.556	3	42
4th Down Conversion Pct. Defense	0.615	12	103
Blocked Kicks	2	4	44
Blocked Kicks Allowed	0	1	1
Blocked Punts	0	-	-
Blocked Punts Allowed	0	1	1
Completion Percentage	0.608	5	37
Defensive TDs	4	3	8
Fewest Penalties	80	9	75
Fewest Penalties Per Game	6.15	10	66
Fewest Penalty Yards	680	10	60
Fewest Penalty Yards Per Game	52.31	10	55
First Downs Defense	249	5	32
First Downs Offense	288	4	43
Fumbles Lost	10	6	87
Fumbles Recovered	11	7	24
Kickoff Return Defense	20.65	8	66
Kickoff Returns	18.59	14	111
Net Punting	41.78	1	6
Passes Had Intercepted	15	13	102
Passes Intercepted	10	11	68
Passing Offense	264.2	3	32
Passing Yards Allowed	221.2	8	58
Passing Yards per Completion	13.9	3	25
Punt Return Defense	5.61	6	39
Punt Returns	8.41	7	55
Red Zone Defense	0.854	11	74
Red Zone Offense	0.793	10	100
Rushing Defense	205.5	10	94
Rushing Offense	164.2	11	78
Sacks Allowed	2.69	13	103
Scoring Defense	31.1	10	85
Scoring Offense	30.3	8	57
Tackles for Loss Allowed	6.69	12	101
Team Passing Efficiency	145.63	2	30
Team Passing Efficiency Defense	129.49	10	65
Team Sacks	1.92	8	75
Team Tackles for Loss	4.5	14	118
Time of Possession	34:43	1	2
Total Defense	426.6	8	76
Total Offense	428.4	8	54
Turnover Margin	-0.31	13	90
Turnovers Gained	21	8	53
Turnovers Lost	25	12	107



## COACHES' SEC AWARDS

### OFFENSIVE PLAYER OF THE YEAR

Jalen Hurts, Alabama

### DEFENSIVE PLAYER OF THE YEAR

Jonathan Allen, Alabama

### SPECIAL TEAMS PLAYER OF THE YEAR

Daniel Carlson, Auburn

### FRESHMAN OF THE YEAR

Jalen Hurts, Alabama

### SCHOLAR-ATHLETE OF THE YEAR

Brooks Ellis, Arkansas

### JACOBS BLOCKING TROPHY

Cam Robinson, Alabama

### COACH OF THE YEAR

Nick Saban, Alabama

## COACHES' ALL-SEC TEAMS

### First Team Offense

- TE Evan Engram, Ole Miss
- OL Cam Robinson, Alabama
- OL Dan Skipper, Arkansas**
- OL Avery Gennesy, Texas A&M
- OL Will Clapp, LSU
- C Ethan Pocic, LSU
- WR Christian Kirk, Texas A&M
- WR ArDarius Stewart, Alabama
- QB Jalen Hurts, Alabama
- RB Kamryn Pettway, Auburn
- RB Derrius Guice, LSU
- AP Christian Kirk, Texas A&M

### First Team Defense

- DL Jonathan Allen, Alabama
- DL Derek Barnett, Tennessee
- DL Carl Lawson, Auburn
- DL Myles Garrett, Texas A&M
- LB Zach Cunningham, Vanderbilt
- LB Reuben Foster, Alabama
- LB Kendell Beckwith, LSU
- DB Jalen Tabor, Florida
- DB Tre'Davious White, LSU
- DB Minkah Fitzpatrick, Alabama
- DB Aarion Penton, Missouri

### First Team Special Teams

- PK Daniel Carlson, Auburn
- P JK Scott, Alabama
- RS Christian Kirk, Texas A&M

### Second Team Offense

- TE O.J. Howard, Alabama
- OL Braden Smith, Auburn
- OL Will Holden, Vanderbilt
- OL Martez Ivey, Florida
- OL Alex Kozan, Auburn
- C Jon Toth, Kentucky

- WR Calvin Ridley, Alabama
- WR Fred Ross, Mississippi State
- QB Chad Kelly, Ole Miss\*
- QB Joshua Dobbs, Tennessee\*
- RB Rawleigh Williams III, Arkansas**
- RB Ralph Webb, Vanderbilt\*
- RB Leonard Fournette, LSU\*
- AP Derrius Guice, LSU

### Second Team Defense

- DL Arden Key, LSU
- DL Montravius Adams, Auburn
- DL Charles Harris, Missouri
- DL Caleb Brantley, Florida
- LB Tim Williams, Alabama
- LB Jarrad Davis, Florida
- LB Jordan Jones, Kentucky
- DB Jamal Adams, LSU
- DB Eddie Jackson, Alabama
- DB Quincy Wilson, Florida
- DB Justin Evans, Texas A&M

### Second Team Special Teams

- PK Gary Wunderlich, Ole Miss
- P Johnny Townsend, Florida
- RS Evan Berry, Tennessee

## AP SEC AWARDS

### COACH OF THE YEAR

Nick Saban, Alabama

### OFFENSIVE PLAYER OF THE YEAR

Jalen Hurts, Alabama

### DEFENSIVE PLAYER OF THE YEAR

Jonathan Allen, Alabama

### NEWCOMER OF THE YEAR

Jalen Hurts, Alabama

## AP ALL-SEC TEAMS

### First Team Offense

- QB Jalen Hurts, Alabama
- RB Derrius Guice, LSU
- RB Kamryn Pettway, Auburn
- RB Rawleigh Williams III, Arkansas**
- OT Cam Robinson, Alabama
- OG Braden Smith, Auburn
- OG Alex Kozan, Auburn
- C Ethan Pocic, LSU
- C Jon Toth, Kentucky
- WR Fred Ross, Mississippi State
- WR Christian Kirk, Texas A&M
- TE Evan Engram, Ole Miss
- AP Christian Kirk, Texas A&M
- K Daniel Carlson, Auburn

### First Team Defense

- DE Jonathan Allen, Alabama
- DE Derek Barnett, Tennessee
- OT Montravius Adams, Auburn



Junior **FRANK RAGNOW** became the fourth different offensive lineman under head coach Bret Bielema to earn All-SEC honors in 2016.

- LB Zach Cunningham, Vanderbilt
- LB Reuben Foster, Alabama
- LB Ryan Anderson, Alabama
- LB Arden Key, LSU
- CB Teez Tabor, Florida
- CB Tre'Davious White, LSU
- S Minkah Fitzpatrick, Alabama
- S Jamal Adams, LSU
- P JK Scott, Alabama

### Second Team Offense

- QB Joshua Dobbs, Tennessee
- QB Chad Kelly, Ole Miss
- RB Ralph Webb, Vanderbilt
- RB Leonard Fournette, LSU
- OT Robert Leff, Auburn
- OT Jonah Williams, Alabama
- OG Josh Boutte, LSU
- OG Martez Ivey, Florida
- OG Ross Pierschbacher, Alabama
- C Frank Ragnow, Arkansas**
- WR ArDarius Stewart, Alabama
- WR J'Mon Moore, Missouri
- WR Josh Reynolds, Texas A&M
- TE O.J. Howard, Alabama
- AP Isaiah McKenzie, Georgia
- K Gary Wunderlich, Ole Miss

### Second Team Defense

- DE Myles Garrett, Texas A&M
- DE Charles Harris, Missouri
- DE Carl Lawson, Auburn
- OT Caleb Brantley, Florida
- OT Darius English, South Carolina
- LB Tim Williams, Alabama
- LB Jordan Jones, Kentucky
- LB Kendall Beckwith, LSU
- CB Aarion Penton, Missouri
- CB Quincy Wilson, Florida
- S Marcus Maye, Florida
- S Justin Evans, Texas A&M
- S Mike Edwards, Kentucky
- P Johnny Townsend, Florida

\* - Ties

HISTORY



# 1964 NATIONAL CHAMPIONS

Without question, the proudest moment in the history of Arkansas Razorback football is the 1964 national championship. Head coach Frank Broyles led his 1964 team to an undefeated 10-0 regular season record and a 10-7 Cotton Bowl victory over Nebraska.

The 1964 national championship was historic not so much for who won but for when the title was awarded.

In 1964, seven different entities named a mythical national champion. The two most notable polls to fans at the time — The Associated Press and the United Press International — did not wait until after the bowl games to award their champion. Because of that, Alabama was named the national champ by the AP, UPI and Litkenhous groups. However, the Crimson Tide went on to lose 21-17 to Texas in the Orange Bowl and finish 10-1 on the year.

Arkansas remained the only undefeated team in the country at 11-0 with its victory over Nebraska. Two groups who waited until after the bowl games to name their champion — The Football Writers Association of America and the Helms Athletic Foundation — named Frank Broyles' Razorbacks as national champs. Notre Dame and Michigan also were honored by lesser known polls. Both the AP (1965) and UPI (1974) eventually changed their procedure, choosing to wait until after the bowls to announce their final polls.



**LEFT TO RIGHT- FIRST ROW:** 1. Gary Robinson; 2. Ronnie Mac Smith; 3. Tom McKnelly; 4. Fred Marshall; 5. Jerry Welch; 6. Jim Finch; 7. Dick Hatfield; 8. Ken Hatfield; 9. Jim Lindsey; 10. Johnny Majors. **SECOND ROW:** 11. Bill Ferrell; 12. Randy Stewart; 13. Jerry Jones; 14. Mike Jordan; 15. Tommy Sain; 16. Bobby Roper; 17. Jim Williams; 18. Larry Watkins; 19. Loyd Phillips; 20. Bobby Burnett; 21. Lee Johnson; 22. Melvin Gibbs; 23. Glen Ray Hines; 24. Mike Bender; 25. Jim Mackenzie. **THIRD ROW:** 26. Lon Ferrell; 27. Merv Johnson; 28. Eddie Woodlee; 29. Martine Bercher; 30. Dick Cunningham; 31. Harry Jones; 32. Jimmy Johnson. **FOURTH ROW:** 33. Bobby Nix; 34. Richard Trail; 35. Tommy Burnett; 36. Guy Jones; 37. Joe Black; 38. Bill Gray; 39. Claud Smithey; 40. Jackie Brausuell; 41. Stu Berryhill; 42. Bobby Crockett; 43. Charles Daniel.

## 1964 GAME-BY-GAME

### ARKANSAS 14, OKLAHOMA STATE 10 SEPT. 19, 1964 • LITTLE ROCK, ARK.

- The Hogs earned 235 yards rushing including touchdown runs by Jim Lindsey and Bobby Burnett.
- Arkansas staged a 64-yard game-winning drive in the third quarter to secure the victory.

### ARKANSAS 31, TULSA 22 SEPT. 26, 1964 • FAYETTEVILLE, ARK.

- Arkansas scored 31 straight points after trailing 14-0 midway through the first quarter.
- Arkansas All-American linebacker Ronnie Caveness returned an interception for a touchdown and recovered a fumble in the win.

### ARKANSAS 29, TCU 6 OCT. 3, 1964 • FORT WORTH, TEXAS

- The Razorbacks intercepted TCU six times in the victory including two thefts by defensive half-back Bill Gray.
- Arkansas quarterback Fred Marshall threw for 157 yards and scored a rushing touchdown.

### ARKANSAS 17, BAYLOR 6 OCT. 10, 1964 • LITTLE ROCK, ARK.

- Arkansas racked up 342 yards of total offense.
- The Hogs collected six Baylor turnovers including three interceptions and three fumble recoveries.

### ARKANSAS 14, TEXAS 13 OCT. 17, 1964 • AUSTIN, TEXAS

- Ken Hatfield's 81-yard punt return for a touchdown set the tone for the Arkansas victory.
- Arkansas linebacker Ronnie Caveness tallied 25 tackles against the Longhorns.

### ARKANSAS 17, WICHITA STATE 0 OCT. 24, 1964 • LITTLE ROCK, ARK.

- Arkansas blanked the Shockers in the first of its school-record-tying five straight shutouts.
- Quarterback Fred Marshall ran for a score and passed to Jim Lindsey for another in the win.

### ARKANSAS 17, TEXAS A&M 0 OCT. 31, 1964 • COLLEGE STATION, TEXAS

- The Arkansas defense limited Texas A&M to seven yards rushing in the final 30 minutes of the game.
- Arkansas offensive halfback Jack Brasuell scored twice on the ground in the win over the Aggies.

### ARKANSAS 21, RICE 0 NOV. 7, 1964 • FAYETTEVILLE, ARK.

- Rice snapped the ball in Arkansas territory on only one play the entire game.
- Harry Jones returned an Owls' errant pass for a 35-yard touchdown.

### ARKANSAS 44, SMU 0 NOV. 14, 1964 • FAYETTEVILLE, ARK.

- Arkansas racked up 340 yards in total offense.
- Ken Hatfield essentially cemented his national punt return crown by returning a punt 78 yards for a touchdown against the Ponies.

### ARKANSAS 17, TEXAS TECH 0 NOV. 21, 1964 • LUBBOCK, TEXAS

- The Razorbacks tied a school record with their fifth straight shutout.
- Bobby Roper blocked two Texas Tech field goal attempts and recovered a fumble in the regular-season finale against the Red Raiders.

### ARKANSAS 10, NEBRASKA 7 JAN. 1, 1965 • COTTON BOWL • DALLAS, TEXAS

- The Hogs' victory coupled with a loss by Alabama in the Orange Bowl established Arkansas as the only undefeated team in the nation. Both The Football Writers Association of America and the Helms Athletic Foundation voted Arkansas the 1964 national champion.
- Arkansas trailed 7-3 before mounting an 80-yard scoring drive in the fourth quarter to secure the win and the national crown.



# NATIONAL AWARD WINNERS



**5** **DARREN MCFADDEN**  
Little Rock, Ark. | Running Back

- 2007 Walter Camp Player of the Year
- 2007 Doak Walker Award
- 2007 Sporting News Player of the Year
- 2007 Unanimous First Team All-American
- 2006 Doak Walker Award
- 2006 Consensus First Team All-American



## MCFADDEN'S HONORS

### 2007


- Walter Camp Player of the Year
- Doak Walker Award
- Heisman Trophy Runner-Up
- Unanimous First Team All-American (AFCA, AP, CBSSports.com, College Football News, FWAA, Phil Steele, Pro Football Weekly, Rivals.com, Sporting News, Walter Camp)
- Sporting News Player of the Year
- Maxwell Award Finalist
- SEC Coaches Offensive Player of the Year
- First Team All-SEC (AP, Coaches)

### 2006

- Doak Walker Award
- Heisman Trophy Runner-Up
- Consensus First Team All-American (AFCA, AP, CBSSports.com, FWAA, Rivals.com, Sports Illustrated, Pro Football Weekly, Scout.com, Walter Camp)
- Walter Camp Player of the Year Finalist
- Associated Press SEC Offensive Player of the Year
- SEC Coaches Offensive Player of the Year
- First Team All-SEC (AP, Coaches)
- SEC Co-Offensive Player of the Week (Nov. 24 vs. LSU)

### 2005

- First Team Freshman All-American (FWAA, College Football News, ESPN.com, Rivals.com, Scout.com, Sporting News)
- SEC Freshman of the Year (AP, Coaches, College Football News)
- First Team All-SEC (AP, Coaches)
- ESPN.com SEC Newcomer of the Year
- College Football News All-SEC Team
- ESPN.com All-SEC Team
- Scout.com All-SEC Team
- SEC All-Freshman Team (Coaches, Sporting News)





## McFADDEN'S QUICK HITS

- Ranks second on the SEC career rushing list with 4,590 yards.
- Only the second two-time winner of the Doak Walker Award (Ricky Williams, Texas, 1997-98).
- One of only three players in conference history to rush for 1,000 yards in his freshman, sophomore and junior seasons along with former Razorback Alex Collins and Georgia great Herschel Walker.
- Averaged 120.8 yards rushing per game during his career, which ranks third all-time in the SEC.
- Ranks second in the SEC in career all-purpose yards with 5,881 and third in career yards per game average with 154.8.
- Ranks fourth in the SEC in single-season all-purpose yardage with 2,310 in 2007.
- Owns the two highest rushing totals in school history with 1,830 yards in 2007 and 1,647 yards in 2006.
- Rushed for 100 yards or more a school-record 22 times in 38 career games, including 10 of 13 games in 2007.
- Averaged 129.8 yards per game in his career against ranked opponents (2,337 in 18 games).
- Boasted a rushing average of 120.8 per game in his Razorback career, including a 130.9 yard average in SEC games.



## McFADDEN IN THE ARKANSAS RECORD BOOK

CATEGORY	STAT	RANK
Rushing Attempts	785	1
Rushing Yards	4,590	1
Rushing Touchdowns	41	2
100-Yard Rushing Games	22	1

### COLLEGE FOOTBALL IS BACK!



### COLLEGE FOOTBALL PREVIEW



## McFADDEN'S CAREER STATISTICS

	G/GS	RUSHING			RECEIVING			PASSING					KICKOFF RETURNS			
		ATT	YARDS	TD	REC	YARDS	TD	COMP	ATT	YARDS	TD	INT	NO.	YARDS	TD	LONG
2005	11/8	176	1,113	11	14	52	0	1	2	13	0	0	12	348	0	81
2006	14/14	284	1,647	14	11	149	1	7	9	69	3	1	10	262	1	92
2007	13/12	325	1,830	16	21	164	1	6	11	123	4	0	16	316	0	33
<b>TOTAL</b>	<b>38/34</b>	<b>785</b>	<b>4,590</b>	<b>41</b>	<b>46</b>	<b>365</b>	<b>2</b>	<b>14</b>	<b>22</b>	<b>205</b>	<b>7</b>	<b>1</b>	<b>38</b>	<b>926</b>	<b>1</b>	<b>92</b>





**45** **D.J. WILLIAMS**  
Little Rock, Ark. | Tight End

2010 John Mackey Award  
2010 Disney Spirit Award

### WILLIAMS' HONORS

#### 2010

- John Mackey Award
- Disney Spirit Award
- Second Team All-American (Scout.com, Sports Illustrated)
- Third Team All-American (AP)
- First Team All-SEC (AP, Coaches)

#### 2008

- First Team All-SEC (AP)

#### 2007

- SEC All-Freshman Team

### WILLIAMS' QUICK HITS

- Named the first Mackey Award winner in Arkansas history after becoming the school's first semifinalist in 2008.
- Finished the 2010 season with a team-leading 54 receptions for 627 yards and a career-high four touchdowns.
- Named to the All-SEC first team in 2010 after helping the Razorbacks be the only team in the country with a 3,000-yard passer, a 1,000-yard rusher and five 600-yard receivers.
- Finished his career with 152 receptions, at the time the second-highest total in school history and the most by a non-wide receiver, 1,855 receiving yards, which ranked eighth on the school's all-time list, and 10 touchdowns.
- Totaled three 100-yard receiving games in 2008, which is the most by a non-wide receiver in a season in school history.
- Tied with fellow tight end Hunter Henry for the most 100-yard receiving games by a non-wide receiver for a career in school history with four.



### WILLIAMS' CAREER STATISTICS

	G/GS	RECEIVING				
		REC.	YDS.	AVG.	TD	LG
2007	13/2	5	94	18.8	0	28
2008	12/8	61	723	11.9	3	76
2009	13/9	32	411	12.8	3	69
2010	13/13	54	627	11.6	4	46
<b>TOTAL</b>	<b>51/32</b>	<b>152</b>	<b>1,855</b>	<b>12.2</b>	<b>10</b>	<b>76</b>





**84 HUNTER HENRY**  
Little Rock, Ark. | Tight End



2015 John Mackey Award  
2015 Consensus First Team All-American

**HENRY'S HONORS**

**2015**

- John Mackey Award
- Consensus First Team All-American (AFCA, AP, Athlon, ESPN.com, Phil Steele, Sporting News, USA Today, Walter Camp)
- Second Team All-American (Sports Illustrated)
- First Team All-SEC (AP, Coaches, Athlon, Phil Steele, ESPN.com, USA Today)

**2014**

- Second Team All-SEC (Coaches)
- All-SEC Honorable Mention (AP)
- CFPA Tight End of the Week Honorable Mention (Nov. 1)

**2013**

- Freshman All-American (FWAA, Sporting News, Athlon, Phil Steele, College Football News)
- Second Team All-SEC (AP, Athlon, Phil Steele)
- SEC All-Freshman Team

**HENRY'S QUICK HITS**

- Became the second Razorback to win the John Mackey Award — awarded annually to the most outstanding tight end in college football — joining D.J. Williams (2010) and making Arkansas the only school to produce multiple winners.
- Totaled four 100-yard receiving games, equaling Williams' program record by a tight end.
- 93 of his 116 career receptions resulted in a first down or touchdown, for a conversion rate of 80 percent.
- His receptions on third down passing plays resulted in a first down or touchdown 97.4 percent of the time (36 first downs, two touchdowns).
- Led all FBS tight ends with 739 yards receiving on 51 receptions in 2015.
- Did not drop a single pass during the 2015 season.
- Topped SEC tight ends in first down catches each of his three seasons.



**HENRY'S CAREER STATISTICS**

	G/GS	RECEIVING				
		REC.	YDS.	AVG.	TD	LG
2013	12/7	28	409	14.6	4	52
2014	13/10	37	513	13.9	2	38
2015	13/13	51	739	14.5	3	51
<b>TOTAL</b>	<b>38/30</b>	<b>116</b>	<b>1,661</b>	<b>14.3</b>	<b>9</b>	<b>52</b>







# 3

## JOE ADAMS

Little Rock, Ark. | Wide Receiver



2011 Johnny "The Jet" Rodgers Award  
2011 Consensus All-American

### ADAMS' HONORS

#### 2011

- Johnny "The Jet" Rodgers Award
- First Team All-American (Pro Football Weekly, FWAA, Sporting News)
- Second Team All-American (AP, Sports Illustrated, Walter Camp, Phil Steele)
- First Team All-SEC (AP, Coaches)
- SEC Special Teams Player of the Year
- Paul Hornung Award Finalist
- Best Play ESPY Award Winner for his 60-yard punt return touchdown vs. Tennessee
- SEC Special Teams Player of the Week (Sept. 3)

#### 2009

- Second Team All-SEC (AP)

### ADAMS' QUICK HITS

- Recorded four punt return touchdowns and averaged 16.89 yards per return in 2011.
- His touchdown total tied the single-season SEC record, and his average led the conference, ranked second in the NCAA and was the fourth-highest average in school history.
- Tied an SEC record with two punt return touchdowns in a game, a feat he accomplished in the season opener vs. Missouri State while breaking the Arkansas single-game punt return yardage record with 174.
- Concluded his career with five punt return touchdowns, tied for third in SEC history, and an average of 15.83 yards per punt return that ranks second all-time at Arkansas.
- Ranks third on Arkansas' all-time career receptions list with 164.
- Fifth in school history with 2,410 career receiving yards, seven career 100-yard receiving games and 17 career receiving touchdowns.



### ADAMS' CAREER STATISTICS

	G/GS	RECEIVING				PUNT RETURNS				KICKOFF RETURNS			
		REC	YARDS	TD	LG	NO.	YARDS	AVG.	TD	NO.	YARDS	AVG.	TD
2008	12/7	31	377	1	33	0	0	0.0	0	1	20	20.0	0
2009	10/7	29	568	7	78	1	0	0.0	0	2	41	20.5	0
2010	12/4	50	813	6	85	16	249	15.6	1	4	63	15.8	0
2011	13/11	54	652	3	67	19	321	16.9	4	0	0	0	0
<b>TOTAL</b>	<b>47/29</b>	<b>164</b>	<b>2,410</b>	<b>17</b>	<b>85</b>	<b>36</b>	<b>570</b>	<b>15.8</b>	<b>5</b>	<b>7</b>	<b>124</b>	<b>17.7</b>	<b>0</b>



**63 JONATHAN LUIGS**  
Little Rock, Ark. | Center



2007 Rimington Trophy  
2007 Consensus First Team All-American

**LUIGS' HONORS**

**2007**

- Rimington Trophy
- Jacobs Blocking Trophy
- Consensus First Team All-American (FWAA, CBSSports.com, College Football News, Phil Steele, Rivals.com, Sporting News, Walter Camp)
- Second Team All-American (AP)
- First Team All-SEC (AP, Coaches)

**2006**

- Rimington Trophy Finalist
- Third Team All-American (AP)
- First Team All-SEC (AP, Coaches)

**2005**

- SEC All-Freshman Team

**LUIGS' QUICK HITS**

- Helped Arkansas lead the SEC and rank fourth in the nation in rushing (286.5), rank 17th in total offense (450.0) and 13th in scoring (37.3) in 2007.
- Helped clear the way for Darren McFadden, the Heisman Trophy runner-up and Doak Walker Award winner, to rush for 1,830 yards and 16 touchdowns and for All-American Felix Jones, who ran for 1,162 yards and 11 scores in 2007.
- In 2007, Arkansas set school records with 3,750 rushing yards on the season and ranked fourth in the nation, with 5,850 yards of total offense, and in scoring with 485 total points and 37.3 points per game.
- Led the offensive line with a 90.4 percent grade average including team-leading averages in run (86.1 percent) and pass (96.9 percent) blocking in 2007.
- Helped Arkansas lead the SEC and rank fourth in the nation in rushing.





**70** **LOYD PHILLIPS**  
Longview, Texas | Tackle

**PHILLIPS' HONORS**

**1966**

- Outland Trophy
- Consensus First Team All-American (AFCA, AP, FWAA, Sporting News, Walter Camp)
- First Team All-SWC

**1965**

- Consensus First Team All-American (AFCA, AP, Walter Camp)
- First Team All-SWC

**1964**

- First Team All-SWC

**PHILLIPS' QUICK HITS**

- Finished his career with 304 tackles, including a 22-tackle performance against Tulsa.
- Made 100 stops in 1965 and 97 in 1966.



1966 Outland Trophy  
1966 Consensus First Team All-American  
1965 Consensus First Team All-American



**64** **BILL "BUD" BROOKS**  
Wynne, Ark. | Guard/Defensive Tackle

**BROOKS' HONORS**

**1954**

- Outland Trophy
- Consensus First Team All-American (AFCA, AP, FWAA, Walter Camp)
- First Team All-SWC

**BROOKS' QUICK HITS**

- Helped the Hogs win the SWC championship with an 8-3 record and earn a trip to the 1955 Cotton Bowl against Georgia Tech.
- MVP of the south team in the Senior Bowl.



1954 Outland Trophy  
1954 Consensus First Team All-American

# ALL-AMERICANS

## FIRST TEAM

<b>1929</b> Wear Schoonover, End.....GR, NYS	<b>1965</b> Glen Ray Hines , OT.....AFCA, AP, FWAA, WC Bobby Crocket, End.....FWAA Loyd Phillips, DT.....AFCA, AP, WC	<b>1979</b> Greg Kolenda, OT.....AFCA, AP, FWAA, WC	<b>2003</b> Shawn Andrews, OT.....AFCA, AP, CFN, CNNSI, ESPN.com, FWAA, SN, WC
<b>1936</b> Jack Robbins, QB .....AABF	<b>1966</b> Martine Bercher, S.....AFCA, UPI Loyd Phillips, DT.....AFCA, AP, FWAA, SN, WC	<b>1981</b> Bruce Lahay, K/P .....FWAA Billy Ray Smith Jr, DE.....AFCA, AP, FWAA, SN, WC	<b>2005</b> Felix Jones, KR/RB.....CFN
<b>1937</b> Jim Benton, End.....NANA	<b>1968</b> Jim Barnes, OG .....AP	<b>1982</b> Steve Korte, OG .....AFCA, AP, FWAA, SN Billy Ray Smith Jr, DE.....AFCA, AP, FWAA, SN, WC	<b>2006</b> Darren McFadden, RB.....AFCA, AP, CBS, FWAA, PFW, SI, Scout, WC
<b>1948</b> Clyde Scott, TB.....AFCA, AP	<b>1969</b> Rodney Brand , C.....AP, FWAA, WC Cliff Powell, LB .....AFCA Chuck Dicus, End.....AFCA	<b>1983</b> Ron Faurot, DE .....UPI	<b>2007</b> Jonathan Luigs, C.....CBS, CFN, FWAA, PS, Rivals, SN, WC
<b>1954</b> Bud Brooks, OG/DT.....AFCA, AP, FWAA, WC	<b>1970</b> Bruce James, DE.....FWAA Dick Bumpas, DT .....AP Chuck Dicus, End.....AFCA, AP, WC Bill McClard, K.....AFCA	<b>1986</b> Greg Horne, P.....AFCA	<b>2007</b> Felix Jones, KR/RB.....PS, Rivals, Scout, WC Darren McFadden, RB.....AFCA, AP, CBS, CFN, FWAA, PFW, PS, Rivals, SN, WC
<b>1959</b> Jim Mooty, Back.....AP	<b>1971</b> Bill McClard, K.....FWAA, SN	<b>1987</b> Tony Cherico, NG.....AFCA	<b>2011</b> Joe Adams, PR/AP .....PFW, FWAA, SN
<b>1960</b> Wayne Harris , LB .....FWAA	<b>1976</b> Steve Little, K/P .....AFCA	<b>1988</b> Wayne Martin, DT.....AP, FWAA, SN Kendall Trainor, K.....AFCA, AP, SN, WC	<b>2013</b> Travis Swanson, C .....USA Today
<b>1961</b> Lance Alworth, Back.....FWAA	<b>1977</b> Leotis Harris, OG.....AFCA, AP, WC Steve Little, K/P .....AFCA, FWAA, SN	<b>1989</b> Jim Mabry, OT.....AFCA, AP, WC	<b>2015</b> Hunter Henry, TE.....AFCA, AP, Athlon, ESPN.com, PS, SN, USA Today, WC
<b>1962</b> Billy Moore, QB.....FWAA	<b>1978</b> Dan Hampton, DT.....AFCA Jimmy Walker, DT.....FWAA	<b>1998</b> Brandon Burlsworth, OG .....FN	<b>2016</b> Frank Ragnow, OL .....PFF
<b>1963</b> Ronnie Caveness, LB.....FN		<b>2001</b> Jermaine Petty, LB.....AAFF, AFCA	
<b>1964</b> Ronnie Caveness, LB.....AFCA, AP, FWAA, NEA, SN		<b>2002</b> Ken Hamlin, FS.....CFN Shawn Andrews, OT.....AFCA, CFN, CNNSI, ESPN.com, FWAA, SN	



A finalist for the Outland Trophy and Lombardi Award as a junior in 2003, **SHAWN ANDREWS** was also named the SEC's Offensive Player of the Year by College Football News and won the Jacobs Trophy as the SEC's best blocker for the second straight season.



In addition to winning the 2015 John Mackey Award, **HUNTER HENRY** earned first team All-America nods from four of the five outlets used to determine which players receive consensus status — AFCA, Associated Press, Sporting News and the Walter Camp Football Foundation.



## OTHER ALL-AMERICANS

**1929**  
Wear Schoonover, End.....2nd (UPI), 3rd (AP, INS)

**1937**  
Jim Benton, End.....2nd (ChP), 3rd (AP, CP)

**1959**  
Jim Mooty, Back.....3rd (NEA)

**1979**  
Ish Ordonez, K.....2nd (UPI)

**1998**  
Brandon Burlsworth, OG.....2nd (AP)

**1999**  
Kenoy Kennedy, FS.....3rd (AP)  
Anthony Lucas, SE.....3rd (AP)

**2006**  
Jonathan Luigs, C.....3rd (AP)  
Stephen Parker, OG.....2nd (SN)  
Tony Ugoh, OT.....2nd (Rivals), 3rd (AP)

**2007**  
Felix Jones, KR/RB.....2nd (AP)  
Jonathan Luigs, C.....2nd (AP)  
Robert Felton, OG.....2nd (AP, PS, Rivals)

**2010**  
D.J. Williams, TE.....2nd (Scout, SI), 3rd (AP)

**2011**  
Joe Adams, PR/AP.....2nd (AP, PS, SI, WC)

**2012**  
Cobi Hamilton, WR.....3rd (AP, PS)

**2013**  
Travis Swanson, C.....2nd (CSM), 4th (PS)

**2015**  
Alex Collins, RB.....3rd (Athlon), 4th (PS)  
Hunter Henry, TE.....2nd (SI)  
Sebastian Tretola, OG.....2nd (AP, Athlon, SN)

**2016**  
Frank Ragnow, OL.....4th (PS)  
Dan Skipper, OL.....2nd (AFCA)

## CONSENSUS ALL-AMERICANS

**1948**  
Clyde Scott, Back

**1954**  
**Bud Brooks, OG/DT**

**1965**  
Glen Ray Hines, OT  
Lloyd Phillips, DT

**1966**  
**Lloyd Phillips, DT**

**1968**  
Jim Barnes, OG

**1969**  
Rodney Brand, C

**1970**  
Dick Bumpas, DT

**1977**  
Leotis Harris, OG  
Steve Little, K/P

**1979**  
**Greg Kolenda, OT**

**1981**  
**Billy Ray Smith Jr., DE**

**1982**  
**Steve Korte, OG**  
**Billy Ray Smith Jr., OG**

**1988**  
Wayne Martin, DT  
Kendall Trainor, K

**1989**  
Jim Mabry, OT

**2002**  
Shawn Andrews, OT

**2003**  
**Shawn Andrews, OT**

**2006**  
Darren McFadden, RB

**2007**  
Jonathan Luigs, C  
Felix Jones, KR/RB  
**Darren McFadden, RB**


**2011**  
Joe Adams, PR/AP

**2015**  
Hunter Henry, TE

**BOLD** indicates Unanimous Selection

## AWARD ORGANIZATION LEGEND

AABF.....	All-America Board of Football
AAFF.....	All-American FB Foundation
AFCA.....	American FB Coaches Assoc.
AP.....	Associated Press
CBS.....	CBSSports.com
CFN.....	College Football News
ChP.....	Charles Parker
CNN SI.....	CNN Sports Illustrated
CP.....	Central Press
FN.....	Football News
FWAA.....	Football Writers Assoc. of America
GR.....	Grantland Rice
INS.....	International News Service
NANA.....	North American Newspaper Alliance
NEA.....	Newspaper Enterprise Association
NYS.....	New York Sun
PFF.....	Pro Football Focus
PFW.....	Pro Football Weekly
PS.....	Phil Steele College Football
SI.....	Sports Illustrated
SN.....	Sporting News
UPI.....	United Press International
WC.....	Walter Camp Foundation



The 1978 SWC Outstanding Player of the Year by the Houston Post, **DAN HAMPTON** helped Arkansas reach the Fiesta Bowl and earn a No. 10 final ranking in 1978.

**FIRST TEAM**

**1992**

Kirk Botkin, TE.....Coaches  
 Pete Raether, P.....AP

**1993**

Henry Ford, DE.....AP, Coaches  
 Orlando Watters, CB.....Coaches

**1995**

Madre Hill, RB.....AP, Coaches  
 Mark Smith, LB.....AP, Coaches  
 Steven Conley, DE.....Coaches

**1998**

Brandon Burlsworth, OG.....AP, Coaches  
 Melvin Bradley, NG.....Coaches  
 Zac Painter, S.....AP, Coaches

**1999**

Anthony Lucas, WR.....AP  
 Kenoy Kennedy, FS.....Coaches

**2000**

Quinton Caver, LB.....AP, Coaches

**2001**

Jermaine Petty, LB.....AP  
 Ken Hamlin, FS.....AP

**2002**

Fred Talley, RB.....Coaches  
 Ken Hamlin, FS.....AP, Coaches  
 Shawn Andrews, OT.....AP, Coaches

**2003**

Ahmad Carroll, CB.....Coaches  
 Cedric Cobbs, RB.....AP, Coaches  
 Shawn Andrews, OT.....AP, Coaches  
 Tony Bua, LB/FS.....Coaches

**2004**

Jeb Hucekba, DE.....Coaches

**2005**

Darren McFadden, RB.....AP, Coaches

**2006**

Chris Houston, CB.....AP  
 Darren McFadden, RB.....AP, Coaches  
 Jamaal Anderson, DE.....AP, Coaches  
 Jonathan Luigs, C.....AP, Coaches  
 Keith Jackson, DT.....AP  
 Sam Olajubutu, LB.....AP, Coaches  
 Tony Ugoh, OT.....AP, Coaches  
 Zac Tubbs, OT.....Coaches

**2007**

Darren McFadden, RB.....AP, Coaches  
 Felix Jones, RB/KR.....AP, Coaches  
 Jonathan Luigs, C.....AP, Coaches  
 Mitch Petrus, OG.....Coaches  
 Robert Felton, OG.....AP, Coaches

**2008**

D.J. Williams, TE.....AP

**2009**

Mitch Petrus, OG.....AP, Coaches

**2010**

D.J. Williams, TE.....AP, Coaches  
 DeMarcus Love, OT.....AP, Coaches  
 Knile Davis, RB.....AP

**2011**

Jake Bequette, DE.....Coaches  
 Jarius Wright, WR.....AP, Coaches  
 Joe Adams, WR/PR.....AP, Coaches  
 Tyler Wilson, QB.....AP, Coaches

**2012**

Cobi Hamilton, WR.....AP, Coaches

**2013**

Travis Swanson, C.....AP

**2014**

Martrell Spaight, LB.....AP, Coaches

**2015**

Hunter Henry, TE.....AP, Coaches  
 Sebastian Tretola, OG.....AP, Coaches

**2016**

Dan Skipper, OL.....AP, Coaches  
 Rawleigh Williams III, RB.....AP



**KEN HAMLIN** left as Arkansas' record holder for career tackles with 381. In 2000, he became the first Razorback freshman to lead the team in tackles before becoming a first-team All-American in 2002 and a two-time All-SEC first team (2001, 02) choice.



**JARIUS WRIGHT** became one of three Razorback wide receivers to top the 1,000-yard plateau for a single season when he totaled 1,117 receiving yards in 2011. He finished his career as Arkansas' all-time leading receiver with 2,934 yards.



## SECOND TEAM

**1992**  
Kirk Botkin, TE..... AP  
Pete Raether, P..... Coaches  
Orlando Watters, CB ..... Coaches

**1993**  
Kirk Botkin, TE..... AP  
Isaac Davis, OG..... Coaches

**1995**  
Tracy Cantlope, CB..... Coaches  
Steven Conley , DE..... AP  
Verl Mitchell, OG..... AP, Coaches  
Junior Soli, NG..... AP, Coaches

**1996**  
Melvin Bradley, NG Coaches  
Russ Brown, OG Coaches  
C.J. McLain, DE Coaches

**1997**  
Melvin Bradley, NG..... AP, Coaches  
Brandon Burlsworth, OG .... AP, Coaches

**1998**  
Melvin Bradley, NG..... AP  
Kenoy Kennedy, FS..... AP  
Todd Latourette, K..... AP, Coaches  
Anthony Lucas, WR..... AP, Coaches  
C.J. McLain, DE ..... AP  
Clint Stoerner, QB ..... AP

**1999**  
David Barrett, CB..... AP, Coaches  
Joe Dean Davenport, TE..... Coaches  
Kenoy Kennedy, FS..... AP  
Anthony Lucas, WR..... Coaches  
Clint Stoerner, QB..... AP  
Bobbie Williams, OT ..... Coaches

**2000**  
Richie Butler, P..... AP, Coaches

**2001**  
Shawn Andrews, OT ..... AP  
Tony Bua, LB/FS ..... AP  
Carlos Hall, DE..... AP  
Kenny Sandlin, C..... AP  
Fred Talley, RB..... Coaches

**2002**  
Tony Bua, LB/FS ..... AP, Coaches  
Ahmad Carroll, CB ..... Coaches  
Fred Talley, RB..... AP

**2003**  
Tony Bua, LB/FS ..... AP  
Caleb Miller, LB..... AP, Coaches  
Jason Peters, TE..... Coaches  
George Wilson, SE..... AP

**2004**  
Matt Jones, QB..... Coaches

**2005**  
Keith Jackson, DT ..... AP  
Felix Jones, RB/KR..... Coaches  
Sam Olajubutu, LB..... AP  
Kyle Roper, C..... AP

**2006**  
Felix Jones, RB/KR..... AP, Coaches  
Stephen Parker, OG ..... AP

**2007**  
Nate Garner, OT ..... AP, Coaches  
Michael Grant, FS..... AP, Coaches  
Marcus Harrison, DT ..... AP  
Matt Hewitt, SS..... AP

**2008**  
Jeremy Davis, P ..... AP  
Jonathan Luigs, C ..... AP, Coaches  
Malcolm Sheppard, DE..... AP, Coaches  
Michael Smith , RB ..... AP, Coaches  
D.J. Williams, TE ..... Coaches

**2009**  
Joe Adams, WR/PR..... AP  
Ryan Mallett, QB ..... AP, Coaches  
Malcolm Sheppard, DE..... AP, Coaches  
D.J. Williams, TE ..... Coaches

**2010**  
Jake Bequette, DE ..... AP, Coaches  
Knile Davis, RB ..... Coaches  
Jerry Franklin, LB ..... Coaches  
Ryan Mallett, QB ..... AP, Coaches  
Tramain Thomas, S..... AP

**2011**  
Alvin Bailey, OG..... AP, Coaches  
Dylan Breeding, P ..... AP, Coaches  
Jerry Franklin, LB ..... AP, Coaches  
Dennis Johnson, ..... AP  
AP

**2012**  
Dylan Breeding, P ..... AP, Coaches  
Travis Swanson, C ..... AP

**2013**  
Trey Flowers, DE..... Coaches  
Hunter Henry, TE..... AP  
Zach Hocker, K ..... AP  
Chris Smith, DE ..... Coaches  
Travis Swanson, C ..... Coaches

**2014**  
Trey Flowers, DE..... Coaches  
Hunter Henry, TE..... Coaches  
Darius Philon, DT ..... AP  
Jonathan Williams, RB ..... AP

**2015**  
Dan Skipper, OT ..... AP, Coaches  
Alex Collins, RB ..... AP, Coaches  
Drew Morgan, WR..... AP

**2016**  
Frank Ragnow, OL ..... AP



In 2013, **ALEX COLLINS** became the first freshman in SEC history to begin his career with three straight 100-yard rushing games and the first true freshman in the FBS since Oklahoma's Adrian Peterson in 2004.

## ALL-FRESHMAN TEAM

**1992**  
Oscar Malone, RB

**1993**  
Don Struebing, C  
Mark Smith, LB

**1994**  
Matt Wait, P

**1995**  
Anthony Lucas, WR  
Russ Brown, OL

**1996**  
D.J. Cooper, DL

**1997**  
Randy Garner, LB  
Quentin Caver, LB

**1998**  
Carlos Hall, DL  
Orlando Green, DB

**1999**  
Cedric Cobbs, RB  
Richie Butler, P

**2000**  
Richard Smith, WR  
Caleb Miller, LB  
Ken Hamlin, DB

**2001**  
Shawn Andrews, OL  
Jeb Huckeba, LB  
Ahmad Carroll, DB

**2004**  
Marcus Monk, WR  
Robert Felton, OL  
Matt Gilbow, OL  
Jeremy Davis, P

**2005**  
Jonathan Luigs, OL  
Casey Dick, QB  
Darren McFadden, RB\*  
Freddie Fairchild, LB  
Felix Jones, RS

**2006**  
Ben Cleveland, TE  
Damian Williams, WR  
Wendel Davis, LB

**2007**  
D.J. Williams, TE  
Damario Ambrose, DL  
Freddy Burton, LB  
Alex Tejada, PK

**2008**  
Grant Cook, OL  
Jake Bequette, DL  
Zach Stadther, DL  
Jerry Franklin, LB  
Dennis Johnson, RS

**2009**  
Tenarius Wright, DL

**2010**  
Alvin Bailey, OL  
Travis Swanson, C  
Byran Jones, DL  
Zach Hocker, PK

**2011**  
Trey Flowers, DL  
Tevin Mitchell, DB  
Marquel Wade, RS

**2012**  
A.J. Turner, LB  
Otha Peters, LB  
Rohan Gaines, DB

**2013**  
Hunter Henry, TE  
Denver Kirkland, OL  
Alex Collins, RB\*  
Darius Philon, DL

**2014**  
Frank Ragnow, C

**2015**  
Dre Greenlaw, LB  
Rawleigh Williams III, RB

**2016**  
McTelvin Agim, DL  
De'Jon Harris, LB

\* Freshman of the Year

**OFFENSIVE**

**1992**

Todd Wright (Oct. 10)

**1995**

Madre Hill (Sept. 9)  
Madre Hill (Sept. 30)  
Madre Hill (Oct. 28)

**1999**

Clint Stoerner (Oct. 30)  
Clint Stoerner (Co) (Nov. 13)

**2002**

Fred Talley (Oct. 14)

**2003**

Cedric Cobbs (Sept. 6)  
Cedric Cobbs (Sept. 27)

**2006**

Darren McFadden (Co) (Nov. 24)

**2007**

Darren McFadden (Nov. 3)  
Casey Dick (Nov. 17)  
Darren McFadden (Nov. 23)

**2008**

Michael Smith (Oct. 11)  
Casey Dick (Nov. 1)

**2009**

Ryan Mallett (Nov. 7)  
Ryan Mallett (Nov. 21)

**2010**

Ryan Mallett (Sept. 18)  
Ryan Mallett (Oct. 30)  
Knile Davis (Nov. 6)

**2011**

Tyler Wilson (Co) (Oct. 1)  
Jarius Wright (Co) (Oct. 1)  
Dennis Johnson (Oct. 22)  
Tyler Wilson (Nov. 19)

**2012**

Cobi Hamilton (Co) (Sept. 22)

**2014**

Alex Collins (Sept. 13)

**2015**

Brandon Allen (Nov. 7)

**2016**

Austin Allen (Sept. 10)  
Rawleigh Williams III (Oct. 15)  
Rawleigh Williams III (Co) (Nov. 5)  
Rawleigh Williams III (Nov. 19)



**RYAN MALLET** is the only player in program history to earn SEC Offensive Player of the Week honors twice in two different seasons. Six different Arkansas quarterbacks have earned the honor since 1992.

**DEFENSIVE**

**1992**

Orlando Watters (Sept. 12)  
Kelvin Knight (Oct. 10)

**1993**

Darwin Ireland (Oct. 2)  
Orlando Watters (Nov. 27)

**1995**

Mark Smith (Sept. 16)  
Steven Conley (Nov. 4)

**1998**

Jeromy Flowers (Sept. 26)  
Kenoy Kennedy (Nov. 7)  
David Barrett (Nov. 28)

**2000**

Quinton Caver (Sept. 23)  
Quinton Caver (Nov. 16)  
Quinton Caver (Nov. 23)

**2001**

Ken Hamlin (Sept. 1)  
Jermaine Petty (Nov. 3)

**2002**

Tony Bua (Sept. 9)  
Ken Hamlin (Dec. 2)

**2003**

Caleb Miller (Sept. 13)  
Arrion Dixon (Nov. 1)  
Tony Bua (Nov. 8)

**2006**

Randy Kelly (Sept. 23)  
Chris Houston (Nov. 18)

**2010**

Tramain Thomas (Oct. 9)  
Jerry Franklin (Nov. 20)  
Jerico Nelson (Nov. 27)

**2011**

Jerry Franklin (Co) (Oct. 29)

**2014**

Martrell Spaight (Co) (Nov. 15)

**SPECIAL TEAMS**

**2002**

Tom Crowder (Oct. 28)  
David Carlton (Nov. 11)

**2004**

Pierre Brown (Nov. 20)

**2006**

Felix Jones (Oct. 21)  
Anthony Brown (Nov. 4)

**2007**

Felix Jones (Sept. 1)

**2009**

Dennis Johnson (Co) (Sept. 5)  
Dennis Johnson (Oct. 10)

**2010**

Joe Adams (Oct. 23)

**2011**

Joe Adams (Sept. 3)  
Zach Hocker (Oct. 29)  
Dennis Johnson (Nov. 5)  
Joe Adams (Nov. 12)

**2012**

Zach Hocker (Tri) (Oct. 13)

**2013**

Alan D'Appollonio (Sept. 14)  
Sam Irwin-Hill (Oct. 12)

**2014**

Sam Irwin-Hill (Nov. 22)

**2016**

Dan Skipper (Co) (Oct. 3)





**OFFENSIVE LINEMAN**

**2004**

Kyle Roper (Nov. 13)

**2006**

Jonathan Luigs (Oct. 7)  
Stephen Parker (Oct. 28)  
Tony Ugoh (Nov. 11)

**2007**

Jonathan Luigs (Oct. 20)  
Mitch Petrus (Nov. 3)  
Nate Garner (Nov. 17)

**2009**

Mitch Petrus (Oct. 31)

**2010**

DeMarcus Love (Nov. 20)

**2011**

Alvin Bailey (Sept. 10)

**2014**

Sebastian Tretola (Oct. 25)  
Dan Skipper (Nov. 15)

**2015**

Sebastian Tretola (Oct. 3)  
Mitch Smothers (Oct. 31)  
Dan Skipper (Nov. 14)

**2016**

Dan Skipper (Sept. 10)  
Frank Ragnow (Sept. 17)  
Dan Skipper (Co) (Nov. 19)

**DEFENSIVE LINEMAN**

**2004**

Arrion Dixon (Sept. 5)  
Jeremy Harrell (Sept. 25)

**2005**

Jamaal Anderson (Nov. 19)

**2006**

Jamaal Anderson (Oct. 7)  
Keith Jackson (Oct. 14)

**2007**

Damario Ambrose (Sept. 29)

**2008**


Adrian Davis (Oct. 11)

**2009**

Tenarius Wright (Oct. 3)

**2011**

Jake Bequette (Co) (Nov. 5)



The only player in program history to win SEC Defensive Player of the Week multiple times in a season, **QUINTON CARVER** earned the honors three times in 2000. His final weekly honor in 2000 came after a 14-3 win over No. 24 LSU at War Memorial Stadium where he had a 33-yard interception return for a touchdown.

**2012**

Chris Smith (Co) (Sept. 1)  
Trey Flowers (Oct. 6)  
Chris Smith (Co) (Nov. 3)

**2013**

Trey Flowers (Aug. 31)  
Chris Smith (Sept. 21)

**2014**

Trey Flowers (Sept. 20)  
Darius Philon (Nov. 22)

**2015**

Deatrich Wise Jr. (Nov. 27)

**2016**

Deatrich Wise Jr. (Sept. 3)

**FRESHMAN**

**2005**

Felix Jones (Sept. 3)  
Darren McFadden (Oct. 15)  
Darren McFadden (Oct. 22)  
Casey Dick (Nov. 12)

**2006**

Mitch Mustain (Sept. 16)

**2008**

Joe Adams (Sept. 6)  
Dennis Johnson (Nov. 28)

**2011**

Tevin Mitchell (Oct. 8)

**2013**

Alex Collins (Sept. 7)  
Alex Collins (Sept. 14)

**2015**

Dre Greenlaw (Oct. 24)  
Dre Greenlaw (Nov. 14)

# ALL-SWC SELECTIONS (1915-91)

(First team selections only)

- |                                   |                               |
|-----------------------------------|-------------------------------|
| HB Gary Adams (1966-68)           | T Dick Cunningham (1966)      |
| B Lance Alworth (1960-61)         | FB Jack Dale (1930)           |
| RB Gary Anderson (1982)           | QB Gene Davidson (1917, 1919) |
| S Steve Atwater (1986, 1988)      | RB David Dickey (1967)        |
| HB Herman Bagby (1924)            | E Chuck Dicus (1968-70)       |
| E Alton Baldwin (1946)            | E Jay Donathan (1957)         |
| G Jim Barnes (1968)               | G Jerry Dossey (1969)         |
| WR Teddy Barnes (1975)            | HB Kay Eakin (1939)           |
| FB Garland Beavers (1928)         | RB Jerry Eckwood (1975)       |
| G Mike Bender (1965)              | OG Marcus Elliott (1983-84)   |
| E Jim Benton (1936-37)            | T Dan Estes (1913)            |
| T W.R. Benton Jr. (1934)          | FS Kevin Evans (1979-80)      |
| C Jay Bequette (1982)             | WR Robert Farrell (1979)      |
| S Martine Bercher (1966)          | DE Ron Fautot (1983)          |
| E Clifford Blackburn (1924)       | QB Joe Ferguson (1971)        |
| LB Mike Boschetti (1970)          | RB Ike Forte (1974-75)        |
| HB Danny Brabham (1962)           | LB Lynn Garner (1968)         |
| HB Jesse Branch (1962)            | G Dean Garrett (1961)         |
| C Rodney Brand (1968-69)          | C Melvin Gibbs (1966)         |
| HB Jack Brasuell (1965-66)        | C Bob Griffin (1951)          |
| QB Jon Brittenum (1965-66)        | QB Quinn Grovey (1988)        |
| DT Bud Brooks (1954)              | DT Dan Hampton (1978)         |
| DT Dick Bumpas (1970)             | E Hartford Hamilton (1966-67) |
| DT Earl Buckingham (1982)         | OG Ronnie Hammers (1970)      |
| TB Bill Burnett (1969-70)         | T Dave Hanner (1950-51)       |
| B Bobby Burnett (1965)            | E Harry Hansard (1921)        |
| TB Tommy Burnett (1966)           | OG Leotis Harris (1977)       |
| S Bo Busby (1975)                 | LB Wayne Harris (1959-60)     |
| QB Ron Calcagni (1977)            | HB Ken Hatfield (1964)        |
| NG Mike Campbell (1975)           | C Mark Henry (1991)           |
| E Preston Carpenter (1955)        | T Glen Ray Hines (1964-65)    |
| LB Ronnie Caveness (1963-64)      | T Percy Hinton (1912)         |
| NG Tony Cherico (1985-87)         | C Phil Huntly (1911)          |
| K Tommy Cheyne (1975)             | LB Larry Jackson (1977-78)    |
| OG Freddie Childress (1986, 1988) | T Charlie Jamerson (1921)     |
| T John Childress (1961)           | E Bruce James (1970)          |
| QB George Cole (1927)             | CB Michael James (1991)       |
| C James Coleman (1919)            | T Gus Japp (1925)             |
| E Jimmy Collier (1960-61)         | G Jim Johnson (1964)          |
| CB Anthony Cooney (1989)          | WB Harry Jones (1965)         |
| G David Cooper (1967)             | E Ronnie Jones (1971)         |
| E Charles Corgan (1923)           | DE Ivan Jordan (1973-75)      |
| TB Ben Cowins (1976-78)           | OT Mike Kelson (1970-71)      |
| P Steve Cox (1979-80)             | T Rick Kersey (1969)          |
| C Elbert Crawford (1989)          | OT Greg Koch (1975)           |
| QB Steve Creekmore Sr. (1910)     | OT Greg Kolenda (1978-79)     |
| E Bobby Crockett (1965)           | OG Steve Korte (1981-82)      |
|                                   | C Richard LaFargue (1975)     |
|                                   | K Bruce Lahay (1981)          |



**LAMAR MCHAN** who led the SWC in passing in 1953, was a three-time All-Southwest Conference selection from 1951-53.

- |                                |                              |                                  |
|--------------------------------|------------------------------|----------------------------------|
| E Jerry Lamb (1963-64)         | FB Gerald Nesbitt (1956-57)  | DT Michael Shepherd (1988-89)    |
| S Greg Lasker (1985)           | K Ish Ordonez (1979-80)      | SE James Shibest (1984, 1986)    |
| K Steve Little (1974-75, 1977) | OLB Kerry Owens (1988)       | OT Gerald Skinner (1975-76)      |
| T Charles Lively (1946)        | OG Limbo Parks (1985)        | T Billy Ray Smith Sr. (1956)     |
| DB Vaughn Lusby (1977-78)      | G Leon Pense (1943)          | DE Billy Ray Smith Jr. (1981-82) |
| OT Jim Mabry (1988-89)         | T Stanley Phillips (1909)    | DB Rollen Smith (1973)           |
| QB Fred Marshall (1964)        | T Loyd Phillips (1964-66)    | C Bill Spivey (1934)             |
| DB Patrick Martin (1977)       | LB Cliff Powell (1968-69)    | OG George Stewart (1979)         |
| DT Wayne Martin (1988)         | G Tom Reed (1971-72)         | C Randy Stewart (1965)           |
| HB Russell May (1913)          | E Mike Reppond (1971)        | HB Terry Stewart (1969)          |
| T Jerry Mazzanti (1962)        | C Ron Revard (1971)          | OG/C R.C. Thielemann (1975-76)   |
| LB Hal McAfee (1975)           | DT Jon Rhiddlehoover (1973)  | G Ray Trail (1962)               |
| K Bill McClard (1970-71)       | LB Danny Rhodes (1971, 1973) | K Kendall Trainor (1988)         |
| QB Lamar McHan (1951-53)       | NG Richard Richardson (1982) | HB Tommy Trantham (1965-67)      |
| DE Johnnie Meadors (1975)      | QB Jack Robbins (1936)       | G Clyde Van Sickle (1928)        |
| T John Measel (1933)           | E Bobby Roper (1965)         | DT Jimmy Walker (1975-78)        |
| FB Clinton Milford (1909)      | E Glen Rose (1927)           | CB Danny Walters (1982)          |
| OT Alfred Mohammed (1982)      | E Paul Rucker (1933)         | T Jim Williams (1964-65)         |
| B Billy Moore (1962)           | T Ernest Ruple (1967)        | LB Rickey Williams (1987)        |
| FB Henry Moore (1954-55)       | E Floyd Sagely (1953)        | HB Ben Winkelman (1921)          |
| DB Jerry Moore (1970)          | S Howard Sampson (1977)      | TE Billy Winston (1988)          |
| B Jim Mooty (1958-59)          | QB Kevin Scanlon (1979)      | K Todd Wright (1989)             |
| QB Bill Montgomery (1970)      | E Wear Schoonover (1929)     | CB Kevin Wyatt (1984)            |
| TE Pat Morrison (1970)         | E Mike Schumchyk (1944)      | LB Bert Zinamon (1983)           |
| TB Dickey Morton (1972-73)     | T Brad Scott (1926)          |                                  |
| FB Tom Murphy (1933)           | B Clyde Scott (1946-48)      |                                  |



**BILLY RAY SMITH SR.** (left) earned first team All-Southwest Conference honors in 1956 while **BILLY RAY SMITH JR.** made the All-SWC first team in 1981 and '82.




The ultimate honor is to have your jersey number retired, and in the 122 years the Razorbacks have been on the football field, only two players have had the honor bestowed upon them. Clyde Scott (No. 12) and Brandon Burlsworth (No. 77) have worn numbers no future Razorback will ever wear.

## **NO. 12** CLYDE "SMACKOVER" SCOTT - (1946-49)

Following a glamorous career in the 1940s, the athletic department decided to retire No. 12. Nicknamed "Smackover" for his hometown, Clyde Scott made a name for himself in 1948, winning the silver medal in the hurdles at the Olympic Games in August and then reporting to football practice where he would earn All-America honors during his senior year.

Scott rushed for 1,463 yards during his career for a school record at the time. In 1948 he had an impressive 7.0 yards-per-carry average, gaining 670 yards on 95 attempts. Scott was the first Razorback athlete to win an Olympic medal as most of Arkansas' track success didn't come until 1978 with the arrival of John McDonnell.

When Arkansas was recruiting Steve Little, Coach Frank Broyles asked Scott if Little could wear his retired No. 12. Scott graciously agreed and Little went on to an All-American career.



## **NO. 77** BRANDON BURLSWORTH - (1994-98)


The athletic department did not see fit to retire another football jersey until after the 1998 campaign, when the No. 77 worn by Razorback All-American offensive guard Brandon Burlsworth was retired.

One of the most inspiring stories in Razorback history, Burlsworth joined the Razorbacks in 1994 as a walk-on. Following a redshirt year, he earned a scholarship with his work ethic in the weight room. After serving as a backup guard for the 1995 SEC Western Division champions, he earned a starting position in the spring of '96 and never yielded it. He went on to start 34 consecutive games, concluding with the Florida Citrus Bowl on Jan. 1, 1999.

Burlsworth was an All-SEC offensive guard in 1997. In 1998 he not only earned all-conference honors, but was named a first team All-American by The Football News. He was the leader of an offensive line that helped the Razorback offense score more points than it had since 1970 and produce more yards than it had since the 1989 season.

In the classroom, Burlsworth was equally astounding. He earned his bachelor's degree in marketing management in 1997 and immediately went to work on his master's in business administration. In December 1998, Burlsworth completed his master's requirements to become the first Razorback football player to complete a master's degree before playing in his final game.

Burlsworth was drafted in the third round by the Indianapolis Colts, but unfortunately would die tragically in an automobile accident less than two weeks later. The entire state of Arkansas was stunned and head coach Houston Nutt recommended that Burlsworth's jersey be retired. Athletic director Frank Broyles quickly agreed.





## NATIONAL FOOTBALL FOUNDATION & COLLEGE FOOTBALL HALL OF FAME

1954 Hugo Bezdek (HC)	2003 Doug Dickey (AC)
1962 Wear Schoonover (P)	Hayden Fry (AC)
1971 Clyde Scott (P)	2004 Wayne Harris (P)
1983 Frank Broyles (HC)	Tracy Rocker (AC)
1984 Lance Alworth (P)	2008 Lou Holtz (HC)
1987 Johnny Majors (AC)	2010 Ronnie Caveness (P)
1992 Loyd Phillips (P)	2012 Jimmy Johnson (P/AC)
1997 Bowden Wyatt (HC)	2016 Danny Ford (HC)
1999 Chuck Dicus (P)	
2000 Billy Ray Smith Jr. (P)	
2001 Barry Switzer (AC)	

(HC) - Head Coach;  
(AC) - Assistant Coach; (P) - Player

## ARKANSAS SPORTS HALL OF FAME

Established in January, 1959, to honor individuals who have made a special contribution to athletics in Arkansas.

1959 Jim Lee Howell, football	1997 Bill Montgomery, football
Wear Schoonover, football	Billy Moore, football
1960 Jim Benton, football	Mike Conley, track
John Barnhill, football, college athletics	1998 Nolan Richardson, basketball
Steve Creekmore, football, golf	Marvin Delph, basketball
1961 Hugo Bezdek, football, baseball	Jimmy Johnson, football
1962 None	Firmon Bynum, football
1963 Clyde Scott, football, track	1999 Ronnie Caveness, football
George Cole, football, college athletics	Jerry Jones, football
Russell May, football	2000 Tommy Boyer, basketball
1964 Glen Rose, basketball, football	Bobby Burnett, football
Dan Estes, football	2001 Orville Henry, journalism
1965 Gordon Carpenter, basketball	Jerry Lamb, football
Tom Murphy, basketball, football	Ken Turner, football
J.L. Carter, football	2002 Steve Atwater, football
1966 Francis Schmidt, football	Brandon Burlsworth, football
1967 Frank Broyles, football, college athletics	Joe Kleine, basketball
1968 Howard "Red" Hickey, football	Cliff Powell, football
Gene "Sodie" Davidson, football	2003 O'Neale Adams, football
1970 Melvin McGaha, baseball, basketball, football	Louis Schaufele, football, baseball
Wilson Thomsen, football	Darrell Walker, basketball
1971 Fred Matthews, football	2004 Jesse Branch, football
Pat Summerall, football	Bud Campbell, journalism
1972 Maurice "Footsie" Britt, football	Bud Canada, football
Dave Hanner, football	Steve Cox, football
Boyd Cypert, college athletics	Wayne Martin, football
1973 Ray Hamilton, football	2005 William "Bud" Brooks, football
Sam Coleman, high school athletics	Scott Hastings, basketball
1974 Jack Robbins, football	2006 Gary Anderson, football
1975 Miller Barber, golf	John Daly, golf
Lamar McHan, football	Paul Eells, television and radio play-by-play
1976 Billy Ray Smith, Sr., football	Fred Grim, basketball
1977 Leon "Muscles" Campbell, football	Bettye Fiscus Dickey, basketball
Tom Pickell, basketball	2007 Bobby Crockett, football
1978 Fred Williams, football	Tom Pagnozzi, baseball
1979 Lance Alworth, football	George Walker, football
Johnny Adams, basketball	Jim Elder, journalism
1980 Barry Switzer, football	2008 Todd Day, basketball
1981 Clifford Shaw, officiating	Bruce James, football
Jim Mooty, football	Jon Richardson, football
Wayne Harris, football	2009 Martine Bercher, football
1982 Aubrey "Cobb" Fowler, football, track	R.C. Thielemann, football
Milan Creighton, football	Corliss Williamson, basketball
1983 Lou Holtz, football	Jarrell Williams, football
Eddie Sutton, basketball	2010 Bill Ferrell, trainer and baseball coach
1984 Fred Akers, football	Leotis Harris, football
Kay Eakin, football	Scotty Thurman, basketball
1985 Eugene Lambert, basketball	1964 National Championship football team
Floyd Sagely, football	2011 Dick Bumpas, football
1986 Loyd Phillips, football	Jerry Carlton, basketball
W. Howard Pearce, football, stadium management	Ben Cowins, football
1987 John McDonnell, track	Quinn Grove, football
Jim Lindsey, football	Cliff Horton, football
Alton Baldwin, football	Cliff Lee, baseball
1988 George Kok, basketball	2012 Harry Jones, football
Dwight Sloan, football	Lee Mayberry, basketball
Lewis Carpenter, football	U.S. Reed, basketball
1989 Ken Hatfield, football	Bob Ford, football
Harold Horton, football	1994 National Championship basketball team
Brad Scott, football	2013 Stacy Lewis, golf
R.H. Sikes, golf	Frank O'Mara, track and field
1990 Henry Moore, football	2014 David Bazzel, football
1991 Norm DeBriyn, baseball	Gary Blair, women's basketball coach
Pat Foster, basketball	Dennis Winston, football
Gerald Nesbitt, football	2015 Pat Bradley, basketball
1992 Preston Carpenter, football	Ron Calcagni, football
Dan Hampton, football	Stephen Jones, football
1993 Sidney Moncrief, basketball	Christy Smith, basketball
Buddy Bob Benson, football	2016 Bowden Wyatt, football coach
1994 Joe Ferguson, football	Greg Koch, football
Ron Brewer, basketball	Fred Marshall, football
Ike Poole, football, basketball	Almer Lee, basketball
1995 Billy Ray Smith, Jr., football	Niall O'Shaughnessy, track
Chuck Dicus, football	2017 Larry Jackson, football
1996 Bill Burnett, football	Darren McFadden, football
Kevin McReynolds, baseball	
Raymond Peters, football	

(Only inductees that coached, played or were closely affiliated with University of Arkansas athletics are listed)

## UNIVERSITY OF ARKANSAS SPORTS HALL OF HONOR

The University of Arkansas Sports Hall of Honor was established in 1988 as a means of honoring the all-time great athletes and coaches that have done so much in establishing a tradition of excellence in University of Arkansas athletics. Only former Razorback letterwinners are allowed to vote.

1988 Lance Alworth	Deena Drossin	2011 Gary Adams
John Barnhill	Pat Foster	Steve Cox
Frank Broyles	Quinn Grove	Jessica Koch Dailey
Sidney Moncrief	Glen Ray Hines	Fred Grim
Glen Rose	Cliff Powell	Almer Lee
Clyde Scott	Reuben Reina	Brisson Manor Jr.
1989 Jim Benton	Jarrell Williams	Jessica Field Phelan
George Cole	2002 Todd Day	Godfrey Siamusiye
Wayne Harris	Bobby Crockett	Pat Serret
Wilson Matthews	Martine Bercher	Jimmy Walker
Kevin McReynolds	Rick Schaeffer	2012 Edrick Floreal
Wear Schoonover	Deane Pappas	Andrew Lang
1990 Miller Barber	Amber Nicholas Shirey	Bruce Maxwell
Mel McGaha	Harold E. "Sonney" Henson	Bruce May
John McDonnell	Ronnie Underwood	Clyde Reed
Loyd Phillips	Ray Hamilton	Ronn Reynolds
Jack Robbins	2003 Johnny Adams	Jodi Rittenhouse
Jim Lee Howell	Gary Anderson	Lisa Sparks
1991 Leon Campbell	Bud Canada	Terry Stewart
Mike Conley	Chip Hooper	Dennis Winston
Norm DeBriyn	Fred Marshall	2013 Charles Balentine
Dan Hampton	Jerry Mazzanti	Don Christian
Dave Hanner	Cynthia Moore	Greg D'Alexander
Fred Williams	Scott Tabor	Calvin Davis
1993 Ron Brewer	Corliss Williamson	Barry Foster
Chuck Dicus	2004 Brandon Burlsworth	Edel Hackett
Joe Ferguson	Jerry Carlton	Cheryl McArton Ward
Lamar McHan	Peter Doohan	Dickey Morton
Pat Summerall	Harry Jones	Buddy Sutton
1994 George Kok	Jerry Jones	2014 Pat Bradley
Maurice Britt	Seneca Lassiter	Freddie Childress
Bill Ferrell	Wayne Martin	Shameka Christon
Steve Little	Lee Mayberry	Robert Cox
Bettye Fiscus	Tracy Webb Rice	Graham Hood
Billy Ray Smith Sr.	2005 Dick Booth	Kenoy Kenedy
Niall O'Shaughnessy	Bill Gray	Stacy Lewis
John Daly	Leotis Harris	Pat Morrison
1995 Bill Burnett	Scott Hastings	Louis Ramsay
Ken Hatfield	Steve Krueger	2015 DeeDee Brown-Campbell
Eddie Sutton	Jerry Lamb	Niall Bruton
R.H. Sikes	Jon Richardson	Robin Ford
Tim Lollar	Christy Smith	Lynn Garner
J. William Fulbright	R.C. Thielemann	Derek Hood
Bud Brooks	2006 Scott Bull	Steve Korte
1996 Preston Carpenter	Dick Bumpas	Mike Loggins
Bob Cheyne	Jay Donathan	Ron Meyer
Joe Falcon	Ron Hightower	Kendall Trainor
Eugene Lambert	Bobby Proctor	2016 Gregory Lasker
Bill Montgomery	Louis Schaufele	Oliver Miller
Billy Moore	Martin Terry	Lou Holtz
Nolan Richardson	Amy Yoder Begley	Kendrick Moore
Barry Switzer	Lance Harter	Roddie Haley
Melody Sye	2007 Jim Barnes	Christin Wurth-Thomas
1997 Harold Horton	Jackie Brasuell	Tammy Kincaid Dustin
Jim Mooty	Ben Cowins	Tom Pickell
Lon Farrell	Megan Flowers	Danny Rhodes
Billy Ray Smith, Jr.	Dean Garrett	2017 Bo Busby
Johnny Ray	Brenden Pappas	Louis Campbell
Frank O'Mara	Randy Stewart	Troy Eklund
Jim Lindsey	Phillip Stidham	Ken Hamlin
Henry Moore	2008 Scotty Thurman	Madre Hill
Floyd Sagely	Rodney Brand	Chin Bee Khoo
1998 Steve Atwater	Tommy Brasher	Jack O'Keefe
Marvin Delph	Bruce James	Melvin Lister
Paul Donovan	Daniel Lincoln	Amy Wright
Bev Lewis	Ryan Lundquist	
Eddie Bradford	George McKinney	
Ike Poole	Gi-Gi Miller	
Steve Creekmore, Sr.	Darrell Walker	
1999 Fred Akers	Steed White	
Tommy Boyer	2009 Shawn Andrews	
Ronnie Caveness	Richard Bell	
Jimmy Johnson	Ron Calcagni	
Gordon Long	Veronica Campbell-Brown	
Gerald Nesbitt	Dr. Jim Counce	
Tom Pagnozzi	Alistair Cragg	
Stanley Redwine	Billy Joe Moody	
George Walker	Tom Pucci	
2000 Jesse Branch	2010 Bubba Carpenter	
Bobby Burnett	Milan Creighton	
Lew Carpenter	Ike Forte	
Delmonica DeHorney	Karen Gorham	
Howard "Red" Hickey	Greg Koch	
Jeff King	Kevin Scanlon	
Joe Kleine	U.S. Reed	
Tom Murphy	Tracy Robertson	
Dean Weber	Terry Don Phillips	
2001 Alton Baldwin	Erick Walder	
Jim Bone	Jim Williams	



## ALL-CENTURY TEAM

(selected by fan ballot prior to the 1994 season as part of the UA football centennial celebration)

### OFFENSE

#### LINEMEN

Bud Brooks  
 Freddie Childress  
 Leotis Harris  
 Glen Ray Hines  
 Steve Korte  
 R.C. Thielemann

#### RECEIVERS

Jim Benton  
 Bobby Crockett  
 Chuck Dicus  
 Wear Schoonover

### RUNNING BACKS

Lance Alworth  
 Leon Campbell  
 Barry Foster  
 Jim Mooty  
 Clyde Scott

### QUARTERBACKS

Joe Ferguson  
 Quinn Grovey  
 Lamar McHan  
 Bill Montgomery

### DEFENSE

#### LINEMEN

Dan Hampton  
 Dave Hanner  
 Wayne Martin  
 Loyd Phillips  
 Billy Ray Smith Sr.  
 Billy Ray Smith Jr.  
 Fred Williams

#### LINEBACKERS

Ronnie Caveness  
 Wayne Harris  
 Cliff Powell  
 Dennis Winston

### SECONDARY

Steve Atwater  
 Alton Baldwin  
 Martine Bercher  
 Ken Hatfield  
 Billy Moore

### KICKERS

Steve Cox  
 Steve Little  
 Pat Summerall



**JOE FERGUSON** was named to Arkansas' All-Century Team in 1994 after passing for 4,431 yards in three seasons from 1970-72.

## ARKANSAS ALL-DECADE TEAMS

### 2000-09 OFFENSE

TE D.J. Williams  
 T Shawn Andrews  
 G Mitch Petrus  
 C Jonathan Luigs  
 G Robert Felton  
 T Tony Ugoh  
 WR Marcus Monk  
 WR George Wilson  
 QB Matt Jones  
 RB Darren McFadden  
 RB Felix Jones  
 K Alex Tejada

### 2000-09 DEFENSE

E Jamaal Anderson  
 T Marcus Harrison  
 T Keith Jackson  
 E Jeb Huckeba  
 LB Quinton Caver  
 LB Sam Olajubutu  
 OLB Jermaine Petty  
 CB Ahmad Carroll  
 CB Chris Houston  
 S Ken Hamlin  
 S Tony Bua  
 P Jeremy Davis

### 1990-99 OFFENSE

TE Kirk Botkin  
 T Bobbie Williams  
 G Brandon Burlsworth  
 C Grant Garrett  
 G Isaac Davis  
 T Chad Abernathy  
 WR Anthony Lucas  
 WR Anthony Eubanks  
 QB Clint Stoerner  
 RB Madre Hill  
 RB Chrys Chukwuma  
 K Todd Wright

### 1990-99 DEFENSE

E Henry Ford  
 T Melvin Bradley  
 T Junior Soli  
 E Steven Conley  
 LB Jamel Harris  
 LB Mark Smith  
 OLB Darwin Ireland  
 CB David Barrett  
 CB Orlando Watters  
 S Kenoy Kennedy  
 S Zac Painter  
 P Pete Raether

### 1980-89 OFFENSE

TE Billy Winston  
 T Jim Mabry  
 G Steve Korte  
 C Elbert Crawford  
 G Freddie Childress  
 T Alfred Mohammed  
 WR James Shibest  
 QB Quinn Grovey  
 RB Gary Anderson  
 RB James Rouse  
 RB Barry Foster  
 K Kendall Trainor

### 1980-89 DEFENSE

E Billy Ray Smith  
 T Wayne Martin  
 NG Tony Cherico  
 T Michael Shepherd  
 E Kerry Owens  
 LB Rickey Williams  
 LB Bert Zinamon  
 CB Danny Walters  
 CB Richard Brothers  
 S Steve Atwater  
 S Greg Lasker  
 P Greg Horne

### 1970-79 OFFENSE

TE Charles Clay  
 T Greg Koch  
 G Leotis Harris  
 C R.C. Thielemann  
 G George Stewart  
 T Greg Kolenda  
 WR Chuck Dicus  
 WR Mike Reppond  
 QB Joe Ferguson  
 RB Ben Cowins  
 RB Dickey Morton  
 K Steve Little

### 1970-79 DEFENSE

E Dennis Winston  
 T Jimmy Walker  
 NG Dale White  
 T Dan Hampton  
 E Ivan Jordan  
 LB Danny Rhodes  
 LB Larry Jackson  
 CB Vaughn Lusby  
 CB Louis Campbell  
 S Howard Sampson  
 S Bo Busby  
 P Steve Little

### 1960-69 OFFENSE

E Bobby Crockett  
 T Glen Ray Hines  
 G Jim Barnes  
 C Rodney Brand  
 G Jerry Dossey  
 T Dick Cunningham  
 E Jerry Lamb  
 E Chuck Dicus  
 B Bill Montgomery  
 B Jon Brittenum  
 B Bill Burnett  
 B Bruce Maxwell  
 B Lance Alworth  
 K Ronny South

### 1960-69 DEFENSE

E Hartford Hamilton  
 L John Childress  
 L Jimmy Johnson  
 L Loyd Phillips  
 E Rick Kersey  
 LB Wayne Harris  
 LB Ronnie Caveness  
 LB Cliff Powell  
 B Gary Adams  
 B Tommy Trantham  
 B Billy Moore  
 B Terry Stewart  
 P Bobby Nix

### 1950-59

E Floyd Sagely  
 T Billy Ray Smith  
 G Bud Brooks  
 C Jay Donathan  
 G Dave Hanner  
 T Bob Griffin  
 E Pat Summerall  
 B Lamar McHan  
 B Henry Moore  
 B Lewis Carpenter  
 B Gerald Nesbitt  
 B Preston Carpenter  
 B Jim Mooty

### 1940-49

E Mike Schumchyk  
 T Charles Lively  
 G Leon Pense  
 C Billy Ray Thomas  
 G Theron Roberts  
 T Ray Peters  
 E Alton Baldwin  
 B Clyde Scott  
 B Leon Campbell  
 B Geno Mazzanti  
 B Ross Pritchard  
 B Louis Schaufele

### 1930-39

E Jim Benton  
 T W. R. Benton  
 G Clifford Van Sickle  
 C Bill Spivey  
 G John Measel  
 T Howard "Red" Hickey  
 E Paul Rucker  
 B Ray Hamilton  
 B Kay Eakin  
 B Jack Robbins  
 B Jack Dale  
 B Tom Murphy

### 1920-29

E Wear Schoonover  
 T Charlie Jamerson  
 G Brad Scott  
 C Herman Boozman  
 G Clyde Van Sickle  
 T Gus Japp  
 E Glen Rose  
 B Herman Bagby  
 B Ben Winkleman  
 B George Cole  
 B Garland Beavers

### PRE-1920

L John Shirley Wood  
 L Stanley Phillips  
 L J. Tate McGill  
 L Phil C. Huntley  
 L Percy Hinton  
 L Dan Estes  
 L James Coleman  
 B Gene "Sodie" Davidson  
 B Steve Creekmore  
 B Clinton C. Milford



## DANA X. BIBLE AWARD

*(Outstanding Player of the Year in the Southwest Conference as selected by Texas/Arkansas Football Magazine.)*

1975	Scott Bull	QB
1979	Kevin Scanlon	QB

## ACADEMIC ALL-AMERICA

1955	George Walker	QB
1957	Jerry Ford	C
	Gerald Nesbitt	FB
1959	Wayne Harris	C
1960	Joe Paul Alberty	FB
1961	Lance Alworth	HB
1964	Ken Hatfield	HB
1965	Randy Stewart	C
	Jim Lindsey	WB
	Jack Brasuell	HB
1968	Bob White	K
1969	Bill Burnett	RB
	Terry Stewart	S
1978	Brad Shoup	DB
1991	Mick Thomas	LB
1992	Owen Kelly	NG
1993	Chris Oliver	OT
2003	Jerry Reith	OT
2012	Dylan Breeding	P
2015	Brooks Ellis	LB
2016	Brooks Ellis	LB

## ABC-TV CHEVROLET PLAYER OF THE YEAR

1977	Larry Jackson	LB/Defense
------	---------------	------------

## NATIONAL FOOTBALL FOUNDATION SCHOLAR

1969	Terry Stewart	S
1976	Bo Busby	S
1978	Brad Shoup	DB
2016	Brooks Ellis	LB

## NCAA POST GRADUATE SCHOLARSHIP

1969	Terry Stewart	Football
1978	Niall O'Shaughnessy	Track
	Brad Shoup	Football
1984	Don S. Denis	Swimming
1993	Chris Oliver	Football
2005	Matt Gunn	Track

## HOUSTON POST AWARD

*(Outstanding Player of the Year in the Southwest Conference)*

1928	Garland "Bevo" Beavers	FB
1933	Tom Murphy	FB
1937	Jim Benton	E
1954	William "Bud" Brooks	G
1960	Wayne Harris	C
1962	Billy Moore	QB
1964	Fred Marshall	QB
1965	Bobby Crockett	E
1965	Glen Ray Hines	T
1969	Cliff Powell	LB
1970	Dick Bumpus	T
1978	Dan Hampton	DT

## SPORTSMANSHIP AWARDS

1948	Gordon Long	Swede Nelson National Award
1953	Lamar McHan	SWC Trophy
1957	George Walker	SWC Trophy
1961	Lance Alworth	SWC Trophy
1966	Jon Brittenum	SWC Trophy

1970	Bill Burnett	SWC Trophy
1970	Bill Burnett	Kerns Tips Award
1975	Scott Bull	Ft. Worth Kiwanis Award
1979	Kevin Scanlon	Ft. Worth Kiwanis Award
1987	Tony Cherico	Ft. Worth Kiwanis Award
1988	Jim Kremers	SWC Trophy

## DELBERT SWARTZ OUTSTANDING ACADEMIC ACHIEVEMENT AWARD

1962	Lance Alworth	Football
1963	Danny Brabham	Football
1964	John Derdorff	Track
1965	Ken Hatfield	Football
1966	J. D. McConnell	Basketball
1967	Ken Sharp	Track
1968	Hartford Hamilton	Football
1969	Bob White	Football
1970	Dewitt Smith III	Football
1971	Steve Walters	Football
1972	Tom Reed	Football
1973	Tom Reed	Football
1974	Randy Jackson	Tennis
1975	Rickey Medlock	Basketball
1976	Tommy Cheyne	Football
1977	Ray Buckner	Basketball
1978	Jimmy Counce	Basketball
1979	Brad Shoup	Football
1980	Kevin Scanlon	Football
1981	Mark Anderson	Track
1982	Pat Vaughn	Track
1983	Tom Moloney	Track
1984	Bill Jasinski	Track
1985	Mark Lee	Football
1986	Chris Bequette	Football
1987	Jim Kremers	Baseball
1988	Shawn Baker	Basketball
1989	Odis Lloyd	Football
1990	Wade Hill	Football

## J. FRANK BROYLES AWARD (UA'S TOP MALE ATHLETE)

1977	Niall O'Shaughnessy	Track
1978	Tim Lollar	Baseball
1979	Sidney Moncrief	Basketball
1980	Steve Krueger	Baseball
1981	U. S. Reed	Basketball
1982	Randy Stephens	Track
1983	Frank O'Mara	Track
1984	Mike Conley	Track
1985	Mike Conley	Track
1986	Ralph Kraus	Baseball
1987	Jim Kremers	Baseball
1988	Joe Falcon	Track
1989	Joe Falcon	Track
1990	Edrick Floreal	Track
1991	Quinn Grovey	Football
1992	Todd Day	Basketball
1993	Erick Walder	Track
1994	Corliss Williamson	Basketball
1995	Corliss Williamson	Basketball
1996	Godfrey Siamusiye	Track
1997	Robert Howard	Track
1998	Robert Howard	Track
1999	Brandon Burlsworth	Football
2000	Melvin Lister	Track
2001	Quinton Caver	Football
2002	Jermaine Petty	Football
2003	Alistair Cragg	Track
2004	Alistair Cragg	Track

2004	Wallace Spearmon	Track
2005	Josphat Boit	Track
2006	Darren McFadden	Football
2007	Darren McFadden	Football

## GARRETT UEKMAN MEMORIAL SCHOLARSHIP

2014	Luke Charpentier	OG/C
2015	Alex Voelzke	TE
2016	Jeremy Sprinkle	TE
2017	Kevin Richardson	DB

## CRIP HALL HOMECOMING PERFORMANCE BY A SENIOR AWARD

1950	Frank Fischel	E
1951	Lamar McHan	QB
1952	Larry Hogue	FB
1953	Lamar McHan	TB
1954	Bobby Proctor	B
1955	Preston Carpenter	HB
1956	Billy Ray Smith	T
	Ronnie Underwood	HB
1957	Gerald Nesbitt	FB
1958	Billy Gilbow	G
1959	Jim Mooty	HB
1960	Wayne Harris	C
1961	Lance Alworth	HB
1962	Billy Moore	QB
1963	Jim John	E
1964	Fred Marshall	QB
1965	Bobby Burnett	TB
1966	Martine Bercher	S
1967	Ronny South	QB
1968	Max Peacock	E
1969	Bruce Maxwell	FB
1970	Bill Montgomery	QB
1971	Bill McClard	K
1972	Louis Campbell	CB
	Don Wunderly	DT
1973	Dickey Morton	TB
	Danny Rhodes	LB
1974	Jon Rhiddlehoover	DT
	Billy Burns	LB
1975	Scott Bull	QB
1976	Harvey Hampton	DT
1977	Steve Little	K/P
1978	Jimmy Walker	DT
1979	Robert Farrell	WR
1980	Ish Ordonez	K
1981	Cliff Henry	S
1982	Gary Anderson	RB
1983	Mark Mistler	WR
1984	Danny Nutt	QB
1985	Mark Calcagni	QB
1986	Derrick Thomas	FB
1987	Rickey Williams	LB
1988	Kendall Trainor	K
1989	James Rouse	HB
1990	Derek Russell	WR
1991	Michael James	CB
1992	Pete Raether	P
1993	Darwin Ireland	LB
1994	Lance Ellison	K
1995	Barry Lunney Jr.	QB
1996	Oscar Malone	TB
1997	Anthony Eubanks	WR
1998	Brandon Burlsworth	OG
1999	Clint Stoerner	QB
2000	J.J. Jones	LB
2001	Carlos Hall	DE
2002	Fred Talley	RB
2003	Caleb Miller	LB

2004	Jeb Huckeba	DE
2005	Kyle Roper	C
2006	Keith Jackson	DT
2007	Peyton Hillis	FB
2008	Casey Dick	QB
2009	Lucas Miller	WR
2010	D.J. Williams	TE
2011	Jarius Wright	WR
2012	Cobi Hamilton	WR
2013	Chris Smith	DE
2014	Martrell Spaight	LB
2015	Brandon Allen	QB
2016	Toby Baker	P

## CHISM REED OUTSTANDING SENIOR FOR LEADERSHIP AWARD

1964	Jim Johnson	NG
1965	Jack Brasuell	B
1966	Eddie Woodlee	FB
1967	Alvin Jones	DT
1968	Tommy Dixon	DB
1969	Gordon McNulty	DE
1970	Bobby Field	DB
1971	Bobby Nichols	TE
1972	Louis Campbell	CB
1973	Danny Rhodes	LB
1974	Jon Rhiddlehoover	DT
1975	Tommy Cheyne	P
1976	Bo Busby	S
1977	Steve Heim	OT
1978	Jimmy Walker	DT
1979	Chuck Herman	OG
1980	Phillip Moon	OT
1981	Ronnie Trusty	OT
1982	Kim Dameron	WR
1983	Jim Schoolcraft	TE
1984	Joe Kleine	Basketball
1985	Andy Upchurch	C
1986	Derrick Thomas	FB
1987	Tony Cherico	FB
1988	Keith Wilson	Basketball
1989	Elbert Crawford	C
1990	Quinn Grovey	QB
1991	Arlyn Bowers	Basketball
1992	Ray Lee Johnson	DE
1993	Tyrone Chatman	LB
1994	Jason Allen	QB
1995	Barry Lunney	QB
1996	Mark Smith	LB
1997	Anthony Eubanks	WR
1998	Grant Garrett	C
1999	Marvin Caston	FB
2000	Quinton Caver	LB
2001	Jermaine Petty	LB
2002	Fred Talley	RB
2003	George Wilson	WR
2004	Matt Jones	QB
2005	Clarke Moore	DE
2006	Brett Goode	LS
2007	Weston Dacus	LB
2008	Jonathan Luigs	C
2009	Michael Smith	RB
2010	Van Stumon	FB
2011	Grant Cook	OL
2012	Tyler Wilson	QB
2013	Kiero Small	FB
2014	Martrell Spaight	LB
2015	Brandon Allen	QB
2016	Drew Morgan	WR



## GORDON CAMPBELL SENIOR SPIRIT AWARD

1969	Bob Stankovich	OT
1970	Steve Walters	S
1971	Ronnie Jones	DE
1972	Tom Reed	OG
1973	Danny Rhodes	LB
1974	Floyd Hogan	FS
1975	Hal McAfee	LB
1976	Gerald Skinner	OT
1977	Howard Sampson	SS
1978	Dan Hampton	DT
1979	Robert Farrell	WR
1980	George Stewart	OG
1981	Darryl Mason	TE
1982	Richard Richardson	NG
1983	Bert Zinamon	LB
1984	Brad Taylor	QB
1985	David Bazzel	LB
1986	James Shibest	WR
1987	Tony Cherico	NG
1988	Odis Lloyd	LB
1989	Tim Horton	WR
1990	Quinn Grovey	QB
1991	Curtis Banks	SS
1992	Scott Long	DT
1993	Chris Oliver	OT
1994	Dean Peevy	CB
1995	Earl Scott	C
1996	Scott Rivers	OT
1997	Ken Anderson	DE
1998	Russ Brown	OG
1999	Nathan Norman	FB
2000	Jeremiah Harper	DB
2001	La'Zerius White	OG
2002	Nathan Ball	OG
2003	Bo Lacy	OT
2004	DeCori Birmingham	RB
2005	Vickiel Vaughn	FS
2006	Desmond Sims	LB
2007	Robert Felton	OT

## JIM WELLONS DEDICATION AWARD

1978	Ron Calcagni	QB
1979	Kevin Scanlon	QB
1980	Keith Houfek	C
1981	Steve Clyde	TE
1982	Tom Jones	QB
1983	Milton Fields	LB
1984	Mark Lee	LB
1985	Mark Calcagni	QB
1986	Theo Young	TE
1987	Greg Thomas	QB
	Chris Bequette	OT
1988	John Bland	QB
1989	Billy Winston	TE
1991	Greg Switzer	LB
1992	Gary Adams	S
1993	Henry Ford	DE
1994	Willie Johnson	LB
1995	Spencer Brown	CB
1996	Vincent Bradford	LB
1997	Bill Carson	LS
1998	Benji Mahan	LS
1999	Joe Dean Davenport	TE
2000	Randy Garner	DE
2001	Josh Folliart	LB
2002	Raymond House	DE
2003	Mark Bokermann	OG
2004	Steven Harris	WR
2005	Kyle Dickerson	RB

2006	Tony Ugoh	OT
2007	Robert Johnson	WR

## STEVE LITTLE AWARD

*(Special Teams)*

1982	Keith Burns	DB
1983	Calvin Shaw	LB
1984	Nathan Jones	DB
1992	Todd Wright	K
1994	Carl Kidd	S
1995	J. J. Meadors	WR
1996	Jessie Cornelius	FB
1997	Matt Wait	P
1998	Todd Latourette	K
1999	Tony Dodson	K
	Chris Akin	P
2000	Michael Snowden	WR
2001	D'Andre Berry	SS
2002	Richie Butler	P
2003	Tom Crowder	WR
2004	David Carlton	K
2005	Jacob Skinner	P
2006	Jacob Skinner	P
2007	Kevin Woods	FS

## BRUCE MITCHELL AWARD

*(Toughness)*

1982	Ed Jackson	DE
1983	Orson Weems	OT
1984	Marcus Elliott	OG
1985	Greg Lasker	S
1986	Derrick Thomas	FB
1987	Rickey Williams	LB
1988	Eric Bradford	S
1989	Anthony Cooney	CB
1990	Derek Russell	WR
1992	E. D. Jackson	RB
1993	Darwin Ireland	LB
1994	Trent Knapp	LB
1995	Junior Soli	NG
1996	Anthony Hicks	LB
1997	Shannon Sidney	WR
1998	C.J. McLain	DE
1999	Jeromy Flowers	DB
2000	Jim Ed Reed	LB
2001	Sacha Lancaster	FB
2002	Gavin Walls	DE
2003	Tony Bua	LB/S
2004	Marcus Whitmore	LB
2005	Brandon Kennedy	FB
2006	Sam Olajubutu	LB
2007	Farod Jackson	FB

## HAROLD HORTON AWARD

*(Loyalty)*

1999	Anthony Lucas	WR
2000	Rod Stinson	FB
2001	Curt Davis	NG
2002	Raymond House	DE
2003	Caleb Miller	LB
2004	Jeb Huckeba	DE
2005	Kyle Dickerson	RB
2006	Stephen Parker	OG
2007	Nate Garner	OT

## NELSON RAINEY AWARD

*(Character)*

2000	Jeremiah Harper	DB
2001	Kenny Sandlin	OG
2002	Josh Melton	C
2003	Jerry Reith	OG
2004	Jeb Huckeba	DE

2005	Pierre Brown	LB
2006	Zac Tubbs	OT
2007	Marcus Monk	WR

## BRANDON BURLSWORTH AWARD

*(Academics and one-time non-scholarship)*

2001	Jerry Reith	OG
2002	George Wilson	S
2003	Chuck Nalley	LS
2004	Tom Crowder	WR
2005	Dowell Loggains	QB/H
2006	Richard Bracken	WR
2007	Stephen Parker	OG
2008	Jeremy Davis	P
2009	Lucas Miller	WR
2010	Seth Armbrust	SS
2011	No recipient	-
2012	Seth Armbrust	SS
2013	David Hurd	OT
2014	Austin Jones	LB
2015	Josh Harris	LB
2016	Adam McFain	K

## LITTLE ROCK TD CLUB TEAM MVP

2004	Matt Jones	QB
2005	Darren McFadden	RB
2006	Darren McFadden	RB
2007	Darren McFadden	RB
2008	DJ Williams	TE
2009	Ryan Mallett	QB
2010	Ryan Mallett	QB
2011	Jarius Wright	WR
2012	Tyler Wilson	QB
2013	Trey Flowers	DE
2014	Jonathan Williams	RB
2015	Alex Collins	RB
2016	Austin Allen	QB

## PAUL EELLS AWARD

*(Perseverance, determination, courage and resolve in the face of adversity)*

2006	Robert Johnson	WR/QB
2007	Peyton Hillis	RB
2008	Casey Dick	QB
2009	Joe Adams	WR
2010	DJ Williams	TE
2011	Garrett Uekman	TE
2012	Dennis Johnson	RB
2013	Kiero Small	RB
2014	Martrell Spaight	LB
2015	Brandon Allen	QB
2016	Rawleigh Williams III	RB

## DAN HAMPTON AWARD

*(Best D-lineman from an Arkansas college)*

2013	Trey Flowers	DE
2014	Trey Flowers	DE

## WILLIE ROAF AWARD

*(Best O-lineman from an Arkansas college)*

2013	Travis Swanson	C
2015	Sebastian Tretola	G
2016	Dan Skipper	T

## DR. LON FARRELL AWARD

1987	Jack Gregory Magness	Swimming
1988	Shawn Baker	Basketball
1989	Cheryl McArton	Swimming
1990	Allen Meancham	Football
1991	Mary Farmer	Swimming
1992	Amber Nicholas	Basketball
1993	Cynthia TerPoorten	Swimming
1994	Kim Mount	Track
1995	Rene Pillow	Track
1996	Kristen DeArmand	Swimming
1997	Kelly Cook	Cross Country
1998	Alicyn Hennis	Soccer
1999	Louise Ostling	Tennis
2000	Kimberly Mourton	Soccer
2001	Julie Sloniger	Volleyball
2002	Tiffany Woolley	Softball

## SEC FOOTBALL LEGENDS

1994	Lance Alworth	HB
1995	Joe Ferguson	QB
1996	Chuck Dicus	WR
1997	Jim Benton	E
1998	Clyde Scott	B
1999	Bill Montgomery	QB
2000	Ronnie Caveness	LB
2001	Steve Atwater	FS
2002	Loyd Phillips	DT
2003	Wayne Harris	LB
2004	Fred Marshall	QB
2005	Quinn Grovey	QB
2006	Cliff Powell	LB
2007	Ken Hatfield	DB
2008	Billy Ray Smith, Jr.	LB
2009	Gary Anderson	RB
2010	Frank Broyles	Head Coach
2011	Leotis Harris	OG
2012	Pat Summerall	K/DE/TE
2013	Wayne Martin	DE
2014	Jerry Lamb	E
2015	Madre Hill	RB
2016	Shawn Andrews	T



AUSTIN ALLEN was named the Razorback Team MVP for the 2016 season at the 13th annual Little Rock Touchdown Club awards banquet where National Football Foundation Chairman Archie Manning served as guest speaker.



## ALL-AMERICAN BOWL

(Tampa, Fla.)

1970	Gary Adams	S
1971	Bill Montgomery	QB
	Dick Bumpus	T
	Bruce James (South MVP Award)	E
	Pat Morrison	TE
	Ronnie Jones	DE
1972	David Reavis	DT
1973	Brison Manor	DT
1975	Tommy Harris	DB
1976	Greg Koch	OT
1979	Larry Jackson	LB

## ALL-AMERICAN CLASSIC

(Las Vegas, Nev.)

2003	Tony Bua	FS
	Bo Lacy	OT
2005	DeCori Birmingham	RB
	Steven Harris	WR

## ALL-AMERICAN GAME

(Lubbock, Texas)

1961	Wayne Harris	LB
1963	Jesse Branch	HB
1965	Ronnie Caveness	LB
1966	Jim Lindsey	HB
	Bobby Crockett	E
	Glen Ray Hines	T
1967	Martine Bercher	HB
	Jon Brittenum	QB
	Loyd Phillips	T
1970	Rodney Brand	C
	Cliff Powell	LB
1971	Chuck Dicus	E
	Jerry Moore	DB
1972	Tom Mabry	OT
1973	Dickey Morton	TB

## ALL-STAR GRIDIRON CLASSIC

(Orlando, Fla.)

1998	Madre Hill	RB
	Todd Latourette	K
	Ryan Hale	NG
2002	Fred Talley	RB
	Raymond House	DE

## BLUE-GRAY GAME

(Montgomery, Ala.)

1950	Buddy Brown	G
	Louis Schaufele	FB
1952	Buddy Sutton	HB
	Lewis Carpenter	FB
1953	Lamar McHan	QB
	Harold Spain	G
1966	Joe Black	LB
	Martine Bercher	S
1967	David Cooper	G
	Hartford Hamilton	E
	Ronny South	QB
1970	Bill Montgomery	QB
	Bruce James	E
	Dick Bumpas (MVP Award)	T
1971	Jack Morris	DB
	Mike Kelson	T
1972	David Reavis	DT
	Jim Hodge	WR
1973	Jack Ettinger	WR
	Danny Rhodes	LB
1974	Rollen Smith	DE
1982	Phillip Boren	OT
1992	Ray Lee Johnson	DE

	Ron Dickerson Jr.	WR
1993	Henry Ford	DE
	Isaac Davis	OG
	Kirk Botkin	TE
1994	Carl Kidd	S
1996	Mark Smith	LB
1997	Anthony Eubanks	WR
	David Sanders	DT

## CASINO DEL SOL ALL-STAR GAME

(Tucson, Ariz.)

2012	Broderick Green	RB
2013	Jared Green	DT

## COLLEGE ALL-STAR BOWL

(Greenville, S.C.)

2014	Eric Bennett	S
	David Hurd	OT
	Byron Jones	DT
	Jarrett Lake	LB

## COLLEGE ALL-STAR GAME

(Chicago, Ill.)

1938	Jim Benton	E
	Jack Robbins	QB
1949	Clyde Scott	HB
	Bud Canada	E
1952	Bob Griffin	C
1954	Lamar McHan	QB
1956	Preston Carpenter	HB
	Henry Moore	FB
1957	Ronnie Underwood	HB
1960	Jim Mooty	HB
1961	Lance Alworth	HB
1963	Danny Brabham	FB
1965	Ronnie Caveness	LB
1966	Jim Lindsey	HB
	Glen Ray Hines	T
	Bobby Crockett	E
1967	Harry Jones	HB

## COLLEGE GRIDIRON SHOWCASE

(Arlington, Texas)

2015	Tevin Mitchel	CB
------	---------------	----

## EAST-WEST SHRINE GAME

(Various Locations)

1938	Jim Benton	E
	Dwight Sloan	HB
1940	Kay Eakin	QB
1941	Howard Hickey	E
1946	Earl Wheeler	G
1949	Ed Hamilton	E
1951	Ken Jones	OT
1956	Preston Carpenter	HB
	Henry Moore	FB
1957	Gerald Nesbitt (Offensive MVP)	FB
1958	Donnie Stone	HB
1963	Wesley Bryant	T
1966	Loyd Phillips	T
	Dick Cunningham	T
1967	Ernie Ruple	T
1976	R. C. Thielemann	C
	Gerald Skinner	T
1980	Kevin Evans	FS
1985	Greg Lasker	S
1989	Steve Atwater (Defensive MVP)	S
1990	Michael Shepherd	DT
1998	C. J. McLain	DE
1999	D. J. Cooper	DT
2003	Lawrence Richardson	CB
2005	Jeb Huckeba	DE

2006	Houston Nutt	Head Coach
	De'Arrius Howard	RB
	Brandon Kennedy	FB
	Kyle Roper	C
	Vickiel Vaughn	S
2007	Sam Olajubutu	LB
	Keith Jackson	DT
2008	Michael Grant	FS
2012	Greg Childs	WR
	Jerry Franklin	LB
	Jarius Wright	WR
2013	Dylan Breeding	P
2014	Zach Hocker	K
	Kiero Small	FB
2015	AJ Derby (injured)	TE
2017	Jeremiah Ledbetter	DE
	Brooks Ellis (sick)	LB
	Drew Morgan	WR
	Dan Skipper	T
	Deatrich Wise Jr.	DE

## MEDAL OF HONOR BOWL

(Charleston, S.C.)

2014	Javontee Herndon	WR
	David Hurd	OL
2015	Brey Cook	OL
	Cameron Jefferson	OL
	Tevin Mitchel	CB
	Demetrius Wilson	WR

## NFLPA COLLEGIATE BOWL

(Carson, Calif.)

2014	Kiero Small	FB
2015	Braylon Mitchell	LB
2017	Keon Hatcher	WR

## NORTH-SOUTH CLASSIC

(Houston, Texas)

2007	Keith Jackson	DT
	Randy Kelly	SS
	Stephen Parker	OG

## NORTH-SOUTH SHRINE GAME

(Miami, Fla.)

1957	Jay Donathan	C
	George Walker	QB
1967	Tommy Trantham	DB
1971	Ronnie Jones	DE
	Tom Mabry	OT
1972	Don Wunderly	DT
	Tom Reed	OG
	Mike Reppond	WR
	Joe Ferguson	QB
1973	Danny Rhodes	LB
	Jack Ettinger	WR

(Pontiac, Mich.)

1976	Curtis Townsend	LB
	Dennis Winston	DE

## HULA BOWL

(Honolulu, Hawaii)

1961	Lance Alworth (MVP Award)	HB
1964	Wesley Bryant	T
1965	Ronnie Caveness	LB
	Jerry Lamb	E
1966	Glen Ray Hines	T
	Jim Williams	T
1967	Loyd Phillips	T
	Harry Jones	WB
1968	Tommy Trantham	DB

1970	Rodney Brand	C
	Cliff Powell	LB
1971	Chuck Dicus	WR
	Bill Burnett	TB
1972	Mike Kelson	OT
	Tom Mabry	OT
1973	Tom Reed	OG
	Mike Reppond	WR
	Joe Ferguson	QB
1974	Dickey Morton	TB
	Danny Rhodes	LB
1975	Floyd Hogan	DB
1976	Ike Forte	RB
1977	R. C. Thielemann	C
1978	Steve Little	K
	Patrick Martin	DB
	Howard Sampson (injured)	DB
	Leotis Harris (injured)	G
1979	Ron Calcagni	QB
	Jimmy Walker	T
	Ben Cowins	RB
	Lou Holtz	Head Coach
1980	Greg Kolenda	OT
	Robert Farrell	WR
1981	Joe Shantz	OT
1982	Darryl Mason	TE
1983	Jessie Clark	FB
1984	Ron Faurot	DE
1985	Marcus Elliott	OG
	Eddie White	TE
1986	Andy Upchurch	C
	Kevin Wyatt	CB
1987	Limbo Parks	OG
1988	Tony Cherico	NG
	Bryan White	C
1989	Kendall Trainor	K
1991	Derek Russell	WR
2001	Shannon Money	OT
2003	Caleb Miller	LB
2005	Arrion Dixon	DT

## JAPAN BOWL

(Tokyo, Japan)

1978	Steve Little	K
	Patrick Martin	DB
	Howard Sampson (injured)	DB
1979	Ron Calcagni	QB
	Jerry Eckwood	RB
	Larry Jackson	LB
	Dean Weber	Athletic Trainer
1980	Kevin Scanlon	QB
1982	Darryl Mason	TE
	Bruce Lahay	K
1983	Richard Richardson	NG
	Dean Weber	Athletic Trainer
1984	Mark Mistler	WR
1986	Bobby Joe Edmonds	RB
1987	James Shibest	WR
1988	Tony Cherico	NG
	Eric Whitted	LB
1990	Jim Mabry	T
	Michael Shepherd	T
1992	Mick Thomas	LB





# HONORS

## SENIOR BOWL

(Mobile, Ala.)

1950	Theron Roberts	G	1971	Jerry Moore	DB
1951	Buddy Brown	G	1976	Richard LaFargue	C
	Buddy Rogers	HB	1977	Gerald Skinner	T
1952	Bob Griffin	C	1978	Vaughn Lusby	DB
	Fred Williams	T	1980	Greg Kolenda	OT
1953	Buddy Sutton	HB		Chuck Herman	OG
1955	Bud Brooks (MVP - South Team)	G	1983	Billy Ray Smith	DE
1956	Henry Moore	FB		Steve Korte	OG
1957	Jay Donathon	C	1989	Kendall Trainor	K
	George Walker	QB	1992	Ron Dickerson Jr.	WR
1959	Jim Mooty	HB	1994	Henry Ford	DE
1961	Paul Dudley	HB		Isaac Davis	OG
1962	Danny Brabham	FB	1996	Steven Conley	DE
1966	Bobby Burnett	TB	1998	Brandon Burlsworth	OG
	Jim Lindsey	WB	1999	Anthony Lucas	WR
	Bobby Crockett	E		David Barrett	CB
1968	Ernie Ruple	T		Kenoy Kennedy	S
1969	Jim Barnes	G		Joe Dean Davenport	TE
				Bobbie Williams	OT
			2000	Quinton Caver	LB

	Randy Garner	DE	2001	Carlos Hall	DE
	Boo Williams	WR	2003	Cedric Cobbs	TB
2005	Matt Jones	QB/WR	2007	Brett Goode	LB
2007	Tony Ugoh	OT	2008	Robert Felton	OG
2008	Marcus Harrison	DT		Peyton Hillis	FB
2009	Jonathan Luigs	C	2009	Jonathan Luigs	C
2010	Mitch Petrus	OL	2010	Mitch Petrus	OL
2011	DeMarcus Love	OL	2011	D.J. Williams	TE
2012	Joe Adams	WR	2012	Jake Bequette	DE
2013	Cobi Hamilton	WR	2013	Cobi Hamilton	WR
2014	Chris Smith	DE	2014	Chris Smith	DE
	Travis Swanson	C		Travis Swanson	C

2015	Martrell Spaight	LB
	Trey Flowers	DE
2016	Brandon Allen	QB
	Sebastian Tretola	OG
	Jonathan Williams	RB
2017	Toby Baker	P
	Jeremy Sprinkle	TE

## TEXAS VS. THE NATION

(El Paso, Texas)

2009	Jamar Love	CB
	Jose Valdez	OT

(Allen, Texas)

2013	DeQuinta Jones	DT
	Ronnie Wingo Jr.	RB
	Darius Winston	CB



After leading the SEC in tackles with 128 in 2014, **MARTRELL SPAIGHT** represented Arkansas in the 2015 Reese's Senior Bowl and went on to be drafted in the fifth round of the NFL Draft by the Washington Redskins.



The national leader in total QBR in 2015, **BRANDON ALLEN** completed 7 of 10 passes for 106 yards during the South All-Stars' win in the 2016 Reese's Senior Bowl.

# ALL-TIME LETTERWINNERS

(The Razorback Communications office welcomes corrections from authentic sources.)

\*denotes team captains

A	
Abernathy, Chad	1995, '96 '97 '98
Adair, Marcus	1993, '94 '95
Adams, Dave	1962, '63
Adams, Gary	1966, '67 '68*
Adams, Gary	1989, '90 '91 '92
Adams, Joe	2008, '09 '10 '11
Adams, Oliver	1927 '28
Adams, O'Neale	1939, '40 '41
Adams, Tim	1976, 77 '78
Adkins, Jim	1956
Agim, McTelvin	2016
Aguirre, Michael	2006, '07 '08
Akerfelds, Darrel	1980, '81
Akers, Freddy	1958, '59
Akerstrom, Anders	2004
Akin, Chris	1998, '99
Akins, Terry	1992
Alberty, Joe Paul	1958, '59 '60
Alberty, Brett	1987
Alcorn, E.	1923
Alcorn, Hal	1917, '18 '20
Alcorn, R.E.	1917, '18 '19 '20
Alderson, Winston	1994, '95 '96
Alexander, Brother	1984, '85
Alexander, Marion	1943
Alexander, Tim	1976, '80
Allen, Austin	2014, '15 '16
Allen, Brandon	2012, '13 '14* '15*
Allen, Clint	1976
Allen, Jason	1991, '92 '93 '94*
Allen, Joe	1909
Allen, Josh	2015
Allen, V.V.	1896
Allison, Robert	1939
Alworth, Lance	1959, '60 '61
Amrose, Damario	2007, '08 '09 '10
Amis, William	1921, '22
Anderson, Gary	1979, '80 '81 '82*
Anderson, Jamaal	2004, '05 '06
Anderson, Ken	1994, '95 '96 '97*
Anderson, Kevin	1984, '85
Anderson, Paul	1944, '45
Andrews, Shawn	2001, '02 '03
Antwine, Anthony	2014, '15
Apolskis, Rick	1986, '87 '88 '89
Arenz, Terry	1958
Arinze, Patrick	2014
Armbrust, Seth	2009, '11
Armendariz, Richard	1984
Askew, Lavunce	2008, '09 '10
Atiga, Robert	2011, '13
Atkinson, Drexel	1948, '49
Atteberry, Dwight	1990, '91
Atwater, Steve	1985, '86 '87 '88*
Atwood, Ralph	1937, '38 '39
Audas, Stan	1973, '75
Avery, Steve	1973, '75
Avlos, Nick	1973*
Ayers, James	1925, '26
B	
Bach, Tommy	1957, '58 '59
Bagby, Herman	1923, '24
Bailey, Alvin	2010, '11, '12
Bailey, Jack	1950
Bailey, Joe	1999
Bailey, Mitchell	2008
Bain, James	1915, '16 '19
Baker, Chris	2003, '04 '06 '07
Baker, Ed	1995
Baker, Kevin	2000
Baker, Mark	1994, '95 '96 '97
Baker, Pat	1993, '94
Baker, Toby	2015, '16
Baker, Victor	1980
Baldrige, Joe	1949
Baldwin, Alton	1943, '44 '45 '46
Baldwin, Jake	1945, '49
Ball, Nathan	1999, '00 '01 '02
Balseiro, Chris	2003, '04 '05



**JAKE BEQUETTE** lettered from 2008-11 and was a team captain during his last three seasons. An All-SEC selection in 2010 and 2011, he finished his career with 126 tackles, including 31 for loss and 23.5 sacks.

Banks, Curtis	1988, '89 '90 '91	Bequette, Jay	1980, '81 '82	Boyd, Cordale	2013, '14, '15	Brown, Spencer	1992, '93 '94 '95
Banks, Reggie	2003, '04	Bercher, Martine	1964, '65 '66	Boydston, Brian	1997	Brown, Thomas	1978, '81 '82
Banks, Tim	1965	Berezansky, Chris	2008	Brabham, Danny	1960, '61 '62	Brown, Vann	1934, '35 '36
Bankston, Bill		Berner, Dennis	1967, '68 '69	Bracey, Bill	1951	Brown, Wm. Buddy	1948, '49 '50*
Barker, Hubert	1940, '41	Berry, Benny	1954, '56	Bracken, Richard	2005	Browne, Leshon	1986
Barnes, Charlie	1958	Berry, Charlie	1956	Bradford, Carl	1985, '86 '87	Browning, Eric	1989, '90 '91 '92
Barnes, David	1957	Berry, D'Andre	1998, '99 '00 '01	Bradford, Eddie	1952, '53 '54	Bruick, Kevin	1985
Barnes, Jim	1966, '67 '68*	Berry, Greg	1983	Bradford, Eric	1985, '86 '87 '88	Bryan, Cameron	2009, '12
Barnes, J.J.	1901	Berry, Homer	1922, '23 '24	Bradford, W.	1909, '10 '11 '12	Bryan, Frank	1910
Barnes, Teddy	1973, '74 '75	Berryhill, Stuart	1964 '65 '66	Bradford, Mike	1978, '80	Bryan, Lemuel B.	1901, '02*
Barnett, Brandon	2007, '08 '09	Bettis, Evan	2008	Bradford, Vincent	1993, '94 '95 '96	Bryant, Larry Gunn	1983
Barnett, Robert	1957	Beutelschies, Gene	1962	Bradford, William	1921	Bryant, Thakkeus "Bam"	2002
Barrett, David	1996, '97 '98 '99*	Bexley, Carleton	1996	Bradley, Freddie	1991	Bryant, Trent	1977, '78 '79 '80
Barrow, Bubba	1986, '87 '88 '89	Bickelstaff, Ray	1945	Bradley, Melvin	1996, '97 '98	Bryant, Wesley	1961, '62 '63
Barwegien, Doug	1975, '76 '77	Biddle, Joe	1932, '33	Bradsher, Bobby	1971	Bua, Tony	2000, '01 '02 '03*
Basore, George	1919, '20 '21	Billings, Fred M.	1902	Branch, Eric	1997, '98 '99	Buckalew, Hollis	1928, '29 '30
Bass, Bill	1947, '48 '49	Billingsley, Mickey	1974, '76 '77	Branch, Jesse	1961, '62	Buckingham, Earl	1980, '81 '82
Battle, Khiry	2008	Binnion, Scott	1970, '71 '72	Branch, Job	1984, '85	Buehner, Brian	2011, '12 '13
Baxter, John	1979	Biocic, Jerry	1986, '87	Brand, Mike		Bull, Scott	1972, '74 '75*
Baxter, Robert	1979	Birdwell, Steve	1969, '70 '71	Brand, Rodger	1971, '72	Bumpas, Dick	1968, '69 '70*
Bayne, Louis	1944	Birmingham, DeCori	2001, '02 '03 '04*	Brand, Rodney	1967, '68 '69*	Burchfield, Mike	1977, '78 '79
Bazzel, David	1981, '82 '84 '85*	Black, Charles	1932, '33	Brandt, Jason	1988, '89 '90	Burks, Pete	1995, '96
Beachum, Rodney	1982, '83 '84 '85	Black, Joe	1964, '65 '66	Brannon, Robert	1983, '84	Burleson, C.H.	1943
Beane, Colmore	1944	Blackburn, Claud	1924	Brasher, Tommy	1961, '62 '63	Burlingame, Mike	1977, '78 '79
Beanum, Tevin	2014, '15 '16	Blackburn, Clifford	1923, '24	Brasuel, Jackie	1963, '64 '65*	Burlsworth, Brandon	1995, '96 '97 '98*
Beard, Abner H.	1900, '02	Blackmer, D.	1901	Braswell, J.C.	1894	Burnett, Bill	1968, '69 '70*
Beard, Chip	1982	Blakely, Gervis T.	1910	Brawner, Jim	1971, '72	Burnett, Bobby	1964, '65*
Beard, Scott Oscar	1903	Blakely, Ronnie	1961	Bray, Don	1994, '95	Burnett, Tommy	1965, '66
Beasley, Jimmy	2000, '01 '02 '03*	Bland, John	1985, '86 '87 '88*	Brazil, Ernest	1917, '18	Burns, Billy	1972, '73 '74*
Beavers, Garland	1926, '27 '28	Bledsoe, Fred	2004, '07	Breedon, Sam	2000, '01	Burns, Keith	1980, '81 '82
Beck, Austin	2014, '15	Blevins, Paul	1969	Breeding, Dylan	2009, '10 '11 '12	Burns, Olan	1954, '55 '56
Belknap, Ray	1919	Bloom, John R.	1903, '04	Brewer, Nick	2010, '12	Burris, Pat	1989, '90
Bell, Geno	1993, '94 '95 '97	Boatwright, William	1897, '98	Briggs, Oscar Garner	1899	Burstein, Matt	1999, '00
Bell, Mark	1987, '88 '89	Bobo, Donny	1976, '77 '78	Britt, Maurice	1938, '39 '40	Burton, Freddy	2007, '08 '09 '10
Bell, Richard	1957, '58*	Boepple, Emil	1932, '33	Britt, Tommy	1951	Busby, Bo	1973, '74 '75 '76
Bemberg, Clay	2010	Bogard, Jerry	1951, '52 '53	Brittenuum, Jon	1963, '65 '66	Butler, Richie	1999, '00 '01 '02*
Bender, Mike	1964, '65*	Bohanon, Alex	1993	Broadway, Ramon	2007, '08 '09 '10*	Butler, Steve	1958, '59 '60*
Bennett, Archie	1970, '71	Bokermann, Mark	2000, '01 '02 '03	Brooks, Chris	1998, '99	Butz, Sam	1949
Bennett, Eric	2010, '11 '12 '13	Boles, John	1956, '57	Brooks, Jermaine	1999, '00 '01	Bynum, Firmon	1940, '41
Bennett, Richard	1955, '56 '57	Bolton, Andy	1973	Brooks, John	1991		
Bennett, Ronnie	1969, '70	Bonneau, Rob	1989	Brooks, Sam	1994, '96 '97		
Benoit, Steve	1970	Bonner, Mark	2005, '06 '07	Brooks, Wm. Bud	1952, '53 '54		
Benson, Buddy Bob	1954, '55	Booth, Marc	1991	Brothers, Richard	1985, '86 '87 '88		
Benson, Ken	1989, '90	Boozman, H.	1924, '25 '26*	Brown, Anthony	2005, '06		
Benson, Mike	1986, '87	Boozman, John	1971, '72	Brown, Anthony W.	2014		
Benton, James "Jim"	1935, '36 '37*	Boren, Phillip	1979, '81 '82 '83	Brown, Charlie	1974		
Benton, Jim	1970, '71 '72	Boschetti, Mike	1968, '69 '70*	Brown, Fred I.	1900, '01*		
Benton, W.R.	1932, '33 '34*	Botkin, Kirk	1990, '91 '92 '93*	Brown, J.R.	1986, '87		
Bentz, J.L.	1895	Boulware, David	1993	Brown, Justin	1995, '96		
Bequette, Chris	1984, '85 '86 '87*	Boutwell, Dale	1956	Brown, Larry	1973, '75		
Bequette, George	1954, '55 '56	Bowles, Darryl	1979, '80 '81 '82	Brown, Pierre	2002, '03 '04 '05*		
Bequette, Jake	2008, '09 '10, '11*	Boyd, Bill	1964	Brown, Russ	1995, '96 '97 '98		







# ALL-TIME LETTERWINNERS



**JIM LINDSEY** helped the Razorbacks to an undefeated 11-0 record and a national championship in 1964. A team captain in 1965, he went on to a seven-year professional football career with the Minnesota Vikings in the National Football League playing for legendary Coach Bud Grant from 1966-72.

O		P	
O'Brien, Kelvin	1973, '74	Pensell, Larkus	1958
O'Donohoe, Brennan	2000, '01 '02 '03	Perdue, Gordon	1917
O'Neal, Wesley	2001, '02	Perdue, Monroe	1919
Oden, Anthony	2009	Perry, Caleb	2000, '02 '03
Okoli, Ramon	1993	Perry, Gene	2003, '04
Olajubutu, Sam	2003, '04 '05 '06*	Perry, James	1993
Oliver, Chris	1990, '91 '92 '93	Perry, Pat	1952
Ollison, Grady	2012, '13	Perry, Stuart	1955, '56 '57
Ollison, Tony	1987, '88 '89 '90	Perryman, S.S.	1898
Olney, Lee S.	1903, '04 '05	Peters, Jason	2001, '02 '03
Ordenez, Ish	1978, '79 '80	Peters, Jim	2000, '01
Orrick, C.E.	1907, '08 '09	Peters, Otha	2012, '13
Osborne, Pervis	2000, '02	Peters, Raymond	1947, '48
Ousley, Carlos	2002, '03	Peterson, Skye	2004
Overby, Rogers	1955, '56	Petray, Allen	1973, '74 '75
Owen, B.A.	1936, '37	Petrus, Mitch	2005, '06 '07 '09
Owenby, Tatum	2000, '01	Petty, Jermaine	1999, '00 '01
Owens, Kerry	1985, '86 '87 '88*	Pettway, La'Michael	2016
Owens, Lewis F.	1896, '97 '98	Phillip, H.E.	1906, '07 '09 '10 '11
Owens, W.B.	1938	Phillips, Chief	1912
Oxner, Seth	2008, '09 '10	Phillips, Danny	1977, '78 '79 '80
		Phillips, Harold Jiggs	1950
		Phillips, Loyd	1964, '65 '66
		Phillips, Mackenzie	1988, '89 '91
		Phillips, M.R. Stanley	1907, '08 '09*
		Phillips, Terry Don	1966, '68 '69
		Phillips, Tyler	2016
		Phillips, William H.	1930, '31 '32
		Philon, Darius	2013, '14
		Pickens, Billy	1951, '52 '53
		Pickett, Daryal	1980, '81
		Pickett, Ivan	1991, '92
		Pierce, Bill	1980
		Pierce, Mark	2001, '02 '03
		Pinkston, Greg	1955, '56 '57
		Pipkin, Joyce	1946*, '47
		Pitner, Matt	1989, '90
		Pitts, R.C.	1941
		Plufcan, Cole	1994
		Plunk, Jim	1997
		Poff, A.A.	1912
		Polk, Tommy	1961, '62
		Pollard, J.W.	1895, '96
		Poole, Dedrick	2002, '04 '05
		Poole, H.L. Ike	1933, '34 '35
		Potts, Thomas O.	1896
		Powell, Cliff	1967, '68 '69*
		Powell, William	1969
		Powers, Ryan	2007, '08 '09 '10
		Poydras, Marcellus	1999, '00 '01 '02
		Prescott, Mark	1980
		Pressley, Chase	2003, '05 '06
		Preston, Doyle	1992, '93
		Price, Jim	1963, '64
		Price, John	1982

Price, Kerwin	1988, '89 '90 '91
Price, Donny	1973
Pritchard, Ross	1946, '47 '48 '50
Procter, Bobby	1953, '54*
Proud, Bryan	
Pruitt, Grant	1998
Pruett, John R.	1905
Pryor, Jerry	1992
Pryor, R. Dean	1950, '51 '52*
Ptak, James V.	1919
Pullen, James	1964
Pulley, Ryan	2015, '16
Putman, L.E.	1896

## R

Raether, Pete	1990, '91 '92
Ragland, H.S.	1901, '02 '03*
Ragnow, Frank	2014, '15 '16
Rainwater, Elmer	1922, '23
Ramey, Paul	1967
Ramirez, Santos	2015, '16
Ramsay, Louis	1940, '41
Ramsey, Charles	1953
Ramsey, Randy	2014, '16
Randolph, Billy R.	1943
Rankin, Roxie	1943
Rasner, Ross	2009, '10 '11 '12
Ratcliff, E.M.	1912, '13
Raulerson, Jake	2016
Rawlings, Ralph	1936, '37
Ray, Alvin	1998, '00
Ray, Herman	1934
Ray, Lance	2010
Reavis, David	1970, '71 '72
Reber, Kent	1981, '82 '83
Reed, Dominique	2015, '16
Reed, Don	1956
Reed, Jim Ed	1997, '99 '00
Reed, J.L.	1912
Reed, R.G.	1912
Reed, Robert	1994
Reed, Scott	1983
Reed, Tom	1970, '71 '72*
Rees, John Aaron	2005, '06 '07 '08
Rees, John	1968, '69 '70
Reginelli, Phillip	1951, '53
Reichardt, Chris	1914, '15 '16*
Reichert, James	1947, '48
Reid, Jim	1956
Reinig, Mike	1976
Reith, Jerry	2002, '03
Renfro, Elza	1923
Reppond, Mike	1970, '71 '72
Reuter, Buddy	1958, '59
Revard, Ron	1971, '72
Reynolds, Bobby	1962
Reynolds, Matt	2016
Riddlehoover, Jon	1972, '73 '74
Rhodes, Danny	1971, '72 '73*
Rhynes, Jake O.	1912
Richard, Don	1947
Richard, Jack S.	1948, '50
Richardson, Ernie	1965
Richardson, Jon	1970, '71 '72
Richardson, Kevin	2014, '15, '16
Richardson, Lawrence	2001, '02 '03
Richardson, Matteredal	2004, '05 '06 '07*
Richardson, Rhett	2007, '08 '09 '10
Richardson, Richard	1979, '80 '81 '82*
Reiderer, Don	1948, '49 '50
Riley, Ozzie	1977, '78 '79
Rinehart, Jim	1949, '50 '51
Ritschel, Don	1956, '57 '58
Rivers, Scott	1994, '95 '96*
Robbins, Jack	1935, '36 '37*
Roberts, Odus	1937
Roberts, Theron	1946, '47 '49
Roberts, Wayland	1953, '54 '55
Robinson, Antwain	2005, '06 '07 '08
Robinson, Gary	1964*
Robinson, Jack	1929, '30 '31
Robinson, Lerinezo	2002, '03 '04 '05
Robinson, Michael	2003, '04
Roebuck, Gene	1958
Roesler, Karl	2014, '15 '16
Rothers, Darren	2002, '03 '04
Rogers, Tommy H.	1894, '95
Rogers, William Buddy	1948, '49 '50

Rogers, Yandell	1922, '23 '24*
Rogers, Zach	2015, '16
Rolen, Chad	1987, '88 '89 '90*
Roper, Bobby	1964, '65*
Roper, Gary	1974
Roper, Kyle	2002, '03 '04 '05*
Rose, Glen	1925, '26 '27
Ross, J.R.	1976, '77
Rossi, Luke	2015
Roth, Jim	1952, '53 '54*
Rouse, James	1985, '87 '88 '89
Rowland, Eckel	1949
Rownd, Ed	1971, '72 '73
Rucker, Choice	1933, '34 '35*
Rucker, Jeff	1924, '25
Rucker, Paul	1932, '34
Ruckers, Madison	1942
Rudasill, Bill	1983
Rudd, James T.	1912, '13 '14* '15*
Ruggles, William A.	1900, '01 '02
Ruple, Ernest	1965, '66 '67*
Rusher, Gus	1969, '70 '71
Rushing, Gerald	1920, '21 '22
Rushing, Jack	1948, '49 '50
Russell, Derek	1987, '88 '89 '90
Russell, Randy	1989
Rutherford, R.P.	1895, '96
Rutledge, John	2000
Rystrom, Tom	1976

## S

Sadler, Dennis	1972
Sadler, Nelson	1927
Sadler, Wm. P.	1914, '15
Sagley, Floyd	1951, '52 '53
Saling, Lane	2015
Sain, Tommy	1964, '65
Saint, Mike	1970, '71 '72
Saint Pierre, Bob	1952
Sales, Roland	1977, '78 '79*
Saliba, Eddie	1937
Salley, Bryan	1979
Sallings, Max	1941, '42
Salters, Carlton	2007, '08 '09
Sampson, Howard	1974, '75 '76 '77*
Sanders, C.F.	1895
Sanders, Carrel	1917
Sanders, Curtis	1998, '99
Sanders, David	1994, '95 '96 '97
Sanders, Percy	1935, '36
Sandlin, Kenny	1998, '99 '00 '01*
Saunders, Chris	2015
Savage, Jeff	1992
Saxton, Jerry	1977, '78
Scanlon, Kevin	1978, '79
Scalet, Joe	1938
Scarborough, David	1941, '42
Schalchin, George	1912
Schaufele, Louis	1948, '49 '50
Schaufele, Mike	1967
Scheel, Doug	1971, '73
Schell, David	1984, '85 '86 '87
Schmidt, Harold	1940
Schoolcraft, Jim	1982, '83
Schoonover, Wear	1927, '28 '29
Schumchyk, Frank	1944
Schumchyk, Mike	1944, '45 '48
Scott, Brad	1924, '25 '26
Scott, Carl L.	
Scott, Clyde	1946, '47 '48*
Scott, Earl	1992, '93 '94 '95
Scott, John T.	1900
Scott, Justin	2001, '02 '03*
Scott, Mike	1976, '77 '78
Scott, Tracy	1949
Seamster, Savoy	1935
Seawell, A.C.	1895
Seawell, W.L.	1895
Secret, Earl	1930, '31*
Secret, Jack	1929
Sellers, Jimmy D.	1957
Shaddox, John	1946, '49
Shakelford, J.M.	1916
Shantz, Bobby	1980, '81 '82
Shantz, Joe	1978, '79 '80
Shavers, Marcus	2005, '06 '07
Shaw, Calvin	1980, '81 '82 '83
Shaw, Homer	1926
Shaw, Thurman	1979, '80 '81
Shelby, Shannon	1993, '95
Shepherd, Mike	1986, '87 '88 '89*
Sheppard, Malcolm	2006, '07 '08 '09*
Sherland, Mark	1932, '33 '34
Shibest, James	1983, '84 '85 '86*
Shimer, Ted	1987, '88 '89 '90
Shockley, Brett	1999, '00
Shofner, Jim	1945
Shoup, Brad	1976, '77 '78
Showers, Carlos	1993, '94 '95 '96
Shumaker, Rick	1976, '77 '78
Sickle, Clifford	1936*
Sidney, Shannon	1994, '95 '96 '97
Sigman, Mike	1966, '67 '68
Silliman, W.E.	1911
Simington, Milton	1938, '39 '40
Simpson, Jim	1986, '87 '88
Simpson, Travis	1948, '49 '50
Sims, Buddy	1964, '65
Sims, Chuck	1972, '73
Sims, Desmond	2003, '04 '05 '06*
Singer, Saul	1938, '39
Sisson, Walter	1941
Skilern, James	1915
Skinner, Gerald	1973, '74 '75 '76
Skinner, Jacob	2003, '04 '05 '06
Skinner, Jerol	1991
Skipper, Dan	2013, '14 '15 '16
Slaughter, Justin	2004
Slay, T.C.	1997, '00
Sloan, Chester C.	1898, '99*
Sloan, Dwight	1936, '37
Small, Kiero	2011, '13*
Smart, David	1985, '86
Smith, Arlis	1917, '20 '21
Smith, Billy Ray Sr.	1954, '56
Smith, Billy Ray Jr.	1979, '80 '81 '82*
Smith, Calvin	1945
Smith, Carl C.	1899
Smith, Chris	2010, '11 '12 '13*
Smith, Clarence	1920, '21 '22*
Smith, Cornelius	1976, '77
Smith, Darrell	2010
Smith, Darrell	1999
Smith, Demetrius	1990, '91 '93 '94
Smith, Dewitt	1967, '68 '69
Smith, Elmer	1949
Smith, Emanuel	1996, '97 '98 '99
Smith, Fred	1924
Smith, Gerald	1986, '87
Smith, Hezekiah	2006, '07
Smith, Howard	
Smith, James H.	1949, '50 '51
Smith, James R.	1945
Smith, Jarrette D.	1948, '49
Smith, L.P.	1916, '17 '18 '19
Smith, Mark	1986
Smith, Mark	1993, '94 '95 '96*
Smith, Martin	1982
Smith, Michael	2006, '07 '08, '09*
Smith, Minor	1924, '25 '26
Smith, Richard	2000, '01 '02 '03
Smith, Robin	1977, '78
Smith, Rollen	1973, '74*
Smith, Ronnie Mac	1962, '63 '64*
Smith, Tim	1987
Smith, T.J.	2016
Smith, Trey	1982
Smith, Wm. Joseph	1951
Smith, Zack	1938
Smithy, Claud	1964, '65 '66
Smothers, Mitch	2011, '13 '14 '15
Snider, Zach	2005
Snowden, Michael	1996, '97 '98 '00
Soli, Junior	1992, '93 '94 '95
Sorahan, Ryan	2001, '02 '03
Souter, Ted	1954, '55 '56*
South, Ronny	1965, '67
Southerland, William	1938
Spain, Harold	1951, '52 '53
Spaight, Martrell	2013, '14
Spangler, Shannon	1989
Spann, Dwayne	1988
Sparks, Claude	1908, '09
Sparks, Stan	1962, '63
Spencer, Edward	1954
Spencer, Terry	1990, '91 '92





## 2017

Jeff Long, AD  
Bret Bielema, HC  
Dan Enos, OC/QB  
Paul Rhoads, DC/Secondary  
Kurt Anderson, OL  
Vernon Hargreaves, ILB  
Barry Lunney Jr., TE  
Reggie Mitchell, RB  
John Scott Jr., DL  
Michael Smith, WR  
Chad Walker, OLB

## 2016

Jeff Long, AD  
Bret Bielema, HC  
Dan Enos, OC/QB  
Robb Smith, DC/Secondary  
Kurt Anderson, OL  
Vernon Hargreaves, LB  
Barry Lunney Jr., TE  
Reggie Mitchell, RB  
Paul Rhoads, DB  
Rory Segrest, DL/Specialists  
Michael Smith, WR

## 2015

Jeff Long, AD  
Bret Bielema, HC  
Dan Enos, OC/QB  
Robb Smith, DC/Secondary  
Sam Pittman, Assoc. HC/Rec./OL  
Jemal Singleton, Special Teams/RB  
Vernon Hargreaves, LB  
Clay Jennings, DB  
Barry Lunney Jr., TE  
Rory Segrest, DL/Specialists  
Michael Smith, WR

## 2014

Jeff Long, AD  
Bret Bielema, HC  
Jim Chaney, OC/QB  
Robb Smith, DC/Secondary  
Randy Shannon Sr., Assoc. HC/LB  
Sam Pittman, Assoc. HC/Rec./OL  
Clay Jennings, DB  
Barry Lunney Jr., TE  
Rory Segrest, DL/Specialists  
Michael Smith, WR  
Joel Thomas, RB

## 2013

Jeff Long, AD  
Bret Bielema, HC  
Chris Ash, DC/Secondary  
Jim Chaney, OC/QB  
Sam Pittman, Assoc. HC/Rec./OL  
Charlie Partridge, Asst. HC/DL  
Taver Johnson, CB  
Barry Lunney Jr., TE  
Randy Shannon, LB  
Michael Smith, WR  
Joel Thomas, RB

## 2012

Jeff Long, AD  
John L. Smith, HC  
Paul Haynes\*, DC/Secondary  
Paul Petrino, OC/QB  
Steve Caldwell, DE/STC  
Taver Johnson, Asst. HC/LB  
Bobby Allen, Secondary  
Kris Cinkovich, WR  
Tim Horton, RB/Rec.  
Chris Klenakis, OL  
Kevin Peoples, DT

## 2011

Jeff Long, AD  
Bobby Petrino, HC  
Garrick McGee, OC/QB  
Willy Robinson, DC/Secondary  
John L. Smith, OLB/STC  
Bobby Allen, DT  
Steve Caldwell, DE  
Kris Cinkovich, WR  
Tim Horton, RB/Rec.  
Reggie Johnson, ILB  
Chris Klenakis, OL

## 2010

Jeff Long, AD  
Bobby Petrino, HC

Garrick McGee, OC/QB  
Willy Robinson, DC/Secondary  
John L. Smith, STC/OLB  
Bobby Allen, DT  
Steve Caldwell, DE  
Kris Cinkovich, WR  
Tim Horton, RB/Rec.  
Reggie Johnson, ILB  
Chris Klenakis, OL

## 2009

Jeff Long, AD  
Bobby Petrino, HC  
Mike Summers, Asst. HC/OL  
Paul Petrino, OC/WR  
Willy Robinson, DC/S  
John L. Smith, STC/OLB  
Bobby Allen, DT  
Kirk Botkin, DE  
Tim Horton, RB/Rec.  
Reggie Johnson, ILB  
Garrick McGee, QB

## 2008

Jeff Long, AD  
Bobby Petrino, HC  
Mike Summers, Asst. HC/OL  
Paul Petrino, OC/WR  
Willy Robinson, DC/S  
Bobby Allen, DT  
Kirk Botkin, DE/ST  
Tim Horton, RB/TE/Rec.  
Reggie Johnson, LB  
Garrick McGee, QB  
Lorenzo Ward, Secondary

## 2007

Frank Broyles, AD  
Houston Nutt, HC  
Reggie Herring, DC/LB  
David Lee, OC/QB  
Mike Markuson, OL/Run Game Coord.  
Alex Wood, WR/Pass Game Coord.  
Bobby Allen, CB  
Tim Horton, RB  
Tracy Rucker, DL  
James Shibest, TE/Specialists  
Chris Vaughn, S

## 2006

Frank Broyles, AD  
Houston Nutt, HC  
Reggie Herring, DC/LB  
Gus Malzahn, OC/WR  
Mike Markuson, OL/Run Game Coord.  
Alex Wood, QB/Pass Game Coord.  
Bobby Allen, CB  
Louis Campbell, Secondary  
Danny Nutt, RB  
Tracy Rucker, DL  
James Shibest, TE/Specialists

## 2005

Frank Broyles, AD  
Houston Nutt, HC  
Reggie Herring, DC/LB  
Mike Markuson, OL/Run Game Coord.  
Roy Wittke, QB/Pass Game Coord.  
Bobby Allen, CB  
Clifton Ealy, TE  
Danny Nutt, RB  
Tracy Rucker, DL  
James Shibest, WR/Specialists  
Chris Vaughn, S/Rec.

## 2004

Frank Broyles, AD  
Houston Nutt, HC  
Dave Wommack, DC/ILB  
Mike Markuson, OL/Run Game Coord.  
Roy Wittke, QB/Pass Game Coord.  
Bobby Allen, Secondary  
Clifton Ealy, TE  
Danny Nutt, RB  
Tracy Rucker, DL  
James Shibest, WR/Specialists  
Chris Vaughn, OLB/Rec.

## 2003

Frank Broyles, AD  
Houston Nutt, HC  
Dave Wommack, DC/ILB  
Mike Markuson, OL/Run Game Coord.  
Roy Wittke, QB/Pass Game Coord.

Bobby Allen, CB/FS  
Clifton Ealy, TE  
Danny Nutt, RB  
Tracy Rucker, DL  
James Shibest, WR/Specialists  
Chris Vaughn, OLB/SS/Rec.

## 2002

Frank Broyles, AD  
Houston Nutt, HC  
Dave Wommack, DC/CB/FS  
Bobby Allen, ILB/MLB  
David Lee, QB  
Mike Markuson, OL  
Danny Nutt, RB  
George Pugh, TE/Rec.  
Kacy Rodgers, DL  
James Shibest, WR/Specialists  
Chris Vaughn, OLB/SS

## 2001

Frank Broyles, AD  
Houston Nutt, HC  
John Thompson, DC/ILB  
Bobby Allen, DL  
David Lee, QB  
Mike Markuson, OL  
Danny Nutt, RB  
George Pugh, Rec./WR  
James Shibest, TE/Specialists  
Chris Vaughn, OLB  
Dave Wommack, Secondary

## 2000

Frank Broyles, AD  
Houston Nutt, HC  
Fitz Hill, Asst. HC/Rec. Coord./WR  
Bobby Allen, Co-DC/LB  
John Thompson, Co-DC/Secondary  
Joe Ferguson, QB  
Bill Johnson, DL  
Mike Markuson, OL  
Danny Nutt, RB  
James Shibest, TE/Special Teams  
Chris Vaughn, Bandits/Rovers

## 1999

Frank Broyles, AD  
Houston Nutt, HC  
Bobby Allen, Co-DC/ILB  
Keith Burns, Co-DC/Secondary  
Clifton Ealy, Bandits/Rovers  
Joe Ferguson, QB  
Fitz Hill, WR  
Mark Hutson, TE/STC  
Bill Keopple, DL  
Mike Markuson, OL  
Danny Nutt, RB

## 1998

Frank Broyles, AD  
Houston Nutt, HC  
Bobby Allen, Co-DC/ILB  
Keith Burns, Co-DC/Secondary  
Clifton Ealy, Bandits/Rovers  
Joe Ferguson, QB  
Fitz Hill, WR  
Mark Hutson, TE/Special Teams  
Bill Keopple, DL  
Mike Markuson, OL  
Danny Nutt, RB

## 1997

Frank Broyles, AD  
Danny Ford, HC  
Miles Aldridge, DC/LB  
Kay Stephenson, OC/RB  
Louis Campbell, Asst. HC/DB  
Mike Bender, OG/C  
Joe Ferguson, QB  
Fitz Hill, WR  
Charley North, OT/TE  
Jim Washburn, DL  
Dennis Winston, OLB

## 1996

Frank Broyles, AD  
Danny Ford, HC  
Miles Aldridge, DC/LB  
Mike Bender, OL  
Louis Campbell, Asst. HC/DB  
Rockey Felker, QB  
Fitz Hill, WR  
David Mitchell, RB

Charley North, OT/TE  
Joe Pate, LB  
Jim Washburn, DL

## 1995

Frank Broyles, AD  
Danny Ford, HC  
Mike Bender, OL  
Louis Campbell, DB  
Joe Lee Dunn, DC  
Rockey Felker, QB  
Fitz Hill, WR  
David Mitchell, RB  
Charley North, OT/TE  
Joe Pate, LB  
Jim Washburn, DL

## 1994

Frank Broyles, AD  
Danny Ford, HC  
Louis Campbell, DB  
Rockey Felker, QB  
Fitz Hill, WR  
Buddy King, OT/TE  
Joe Kines, Asst. HC/DC  
David Mitchell, RB  
Joe Pate, LB  
Larry Van Der Heyden, OG/C  
Jim Washburn, DL

## 1993

Frank Broyles, AD  
Danny Ford, HC  
Louis Campbell, DB  
Greg Davis, QB  
Rockey Felker, RB  
Fitz Hill, WR  
Buddy King, OT/TE  
Joe Kines, Asst. HC/DC  
Joe Pate, DL  
Scott Smith, LB  
Larry Van Der Heyden, OG/C

## 1992

Frank Broyles, AD  
Jack Crowe, HC\*  
Joe Kines, DC/ILB/HC#  
Louis Campbell, DB  
Scott Conley, TE  
Greg Davis, OC/QB  
J.B. Grimes, OL  
Fitz Hill, DB/LB  
Houston Nutt, WR  
Joe Pate, Asst. HC/DL  
Ken Rucker, RB

## 1991

Frank Broyles, AD  
Jack Crowe, HC  
Louis Campbell, DB  
Scott Conley, TE  
J.B. Grimes, OL  
Bill Johnson, DL  
Joe Kines, DC/ILB  
Houston Nutt, WR  
Joe Pate, Asst. HC/OLB  
Ken Rucker, RB  
Charlie Weatherbie, QB

## 1990

Frank Broyles, AD  
Jack Crowe, HC  
Louis Campbell, DB  
Scott Conley, OLB  
J.B. Grimes, OL  
Bill Johnson, DL  
Houston Nutt, WR  
Joe Pate, DC/LB  
Jerry Pullen, TE  
Ken Rucker, RB  
Charlie Weatherbie, QB

## 1989

Frank Broyles, AD  
Ken Hatfield, HC  
Wally Ake, ILB  
Larry Beckman, OG/C  
Larry Brinson, RB/FB  
Dick Bumpas, DL  
Jack Crowe, OC/QB  
J.B. Grimes, OT/TE  
Roger Hinshaw, OL  
Bob Trott, DB  
Richard Wilson, WR

## 1988

Frank Broyles, AD  
Ken Hatfield, HC  
Wally Ake, DL  
Larry Beckman, OL  
Larry Brinson, RB  
Fred Goldsmith, DC/ILB  
Jim Goodman, WR  
Roger Hinshaw, OLB  
David Lee, QB/FB  
Bob Trott, DB  
Ken Turner, TE/K

## 1987

Frank Broyles, AD  
Ken Hatfield, HC  
Wally Ake, DL  
Larry Beckman, OL  
Larry Brinson, RB  
Fred Goldsmith, DC/ILB  
Jim Goodman, WR  
Roger Hinshaw, OLB  
David Lee, QB/FB  
Bob Trott, DB  
Ken Turner, TE/K

## 1986

Frank Broyles, AD  
Ken Hatfield, HC  
Wally Ake, DL  
Larry Beckman, OL  
Larry Brinson, RB  
Fred Goldsmith, DC/ILB  
Jim Goodman, WR  
Roger Hinshaw, OLB  
David Lee, QB/FB  
Bob Trott, DB  
Ken Turner, TE/K

## 1985

Frank Broyles, AD  
Ken Hatfield, HC  
Wally Ake, DL  
Larry Beckman, OL  
Jesse Branch, WR  
Fred Goldsmith, DC/ILB  
Roger Hinshaw, OLB  
David Lee, QB/FB  
Bob Trott, DB  
Ken Turner, TE/K

## 1984

Frank Broyles, AD  
Ken Hatfield, HC  
Wally Ake, DL  
Larry Beckman, OL  
Jesse Branch, WR  
Larry Brinson, RB  
Fred Goldsmith, DC/ILB  
Roger Hinshaw, OLB  
David Lee, QB/FB  
Bob Trott, DB  
Ken Turner, TE/K

## 1983

Frank Broyles, AD  
Lou Holtz, HC  
Jesse Branch, OB  
Pete Cordelli, WR  
Harvey Hampton, DE  
Rich Olson, DB  
Bob Shaw, LB  
Jim Strong, OT/TE  
Mike Tolleson, DL  
Don Lindsey, Asst. HC/DC  
Ken Turner, OG/C/K

## 1982

Frank Broyles, AD  
Lou Holtz, HC  
Larry Beightol, OC/OL  
Jesse Branch, WR  
Sam Goodwin, OB  
Don Lindsey, Asst. HC/DC  
John Mitchell, DE  
Rich Olson, DB  
Ken Turner, TE/K  
Bob Shaw, LB

## 1981

Frank Broyles, AD  
Lou Holtz, HC  
Larry Beightol, OC/OL  
Jesse Branch, WR  
Sam Goodwin, OB  
Don Lindsey, DC/LB  
John Mitchell, DE  
Rich Olson, DB  
Ken Turner, TE/OL/K  
Fred von Appen, DL

## 1980

Frank Broyles, AD  
Lou Holtz, HC  
Larry Beightol, Asst. HC/OL  
Jesse Branch, DB  
Don Breaux, OB  
Bob Cope, DC  
Harold Horton, DL  
John Konstantinos, WR  
John Mitchell, DE  
Ken Turner, TE/K

## 1979

Frank Broyles, AD  
Lou Holtz, HC  
Jesse Branch, WR  
Don Breaux, OB  
Bob Cope, DB  
Harold Horton, DL  
Monte Kiffin, DC/Asst. HC  
John Konstantinos, TE  
John Mitchell, DE  
Ken Turner, OL/K

## 1978

Frank Broyles, AD  
Lou Holtz, HC  
Larry Beightol, OC  
Jesse Branch, WR  
Don Breaux, OB  
Bob Cope, DB  
Harold Horton, DL  
Monte Kiffin, DC  
John Mitchell, DE  
Ken Turner, OL/K

## 1977

Frank Broyles, AD  
Lou Holtz, HC  
Larry Beightol, OC  
Jesse Branch, WR  
Don Breaux, OB  
Bob Cope, DB  
Harold Horton, DL  
Monte Kiffin, DC  
John Mitchell, DE  
Ken Turner, TE/K

## 1976

Frank Broyles, AD/HC  
Don Boyce, OL  
Jesse Branch, OB  
Frank Falks, DE  
Bob Gatling, WR  
Harold Horton, LB  
Jim Johnson, DL  
Bill Lewis, DB  
Ken Turner, OL/K

## 1975

Frank Broyles, AD/HC  
Don Boyce, OL  
Jesse Branch, WR  
Frank Falks, DE  
Harold Horton, LB  
Jim Johnson, DL  
Pat Jones, DL  
Bill Lewis, DB  
Bo Rein, OC  
Ken Turner, TE

## 1974

Frank Broyles, AD/HC  
Frank Falks, DE  
Harold Horton, LB  
Jim Johnson, DL  
Mervin Johnson, OL  
Bill Lewis, DB  
Gordon Norwood, QB  
Ken Turner, OL  
Richard Williamson, OB





# ALL-TIME COACHING STAFFS

## 1973

Frank Broyles, AD/HC  
 Frank Falks, DE  
 Harold Horton, LB  
 Jim Johnson, DL  
 Mervin Johnson, OL  
 Bill Lewis, DB  
 Don Trull, QB/WR  
 Ken Turner, OL  
 Richard Williamson, OB

## 1972

George Cole, AD  
 Frank Broyles, HC  
 Buddy Bennett, DB  
 Raymond Berry, WR  
 Lon Farrell, DE  
 Joe Gibbs, OL  
 Harold Horton, LB  
 Mervin Johnson, DL  
 Ken Turner, B Team  
 Richard Williamson, OB

## 1971

George Cole, AD  
 Frank Broyles, HC  
 Mervin Johnson, DL  
 Lon Farrell, DE  
 Harold Horton, LB  
 Buddy Bennett, DB  
 Don Breaux, OB  
 Raymond Berry, WR  
 Joe Gibbs, OL

## 1970

George Cole, AD  
 Frank Broyles, HC  
 Raymond Berry, WR  
 Don Breaux, OB  
 Charley Coffey, DL  
 Harold Horton, LB  
 Marvin Johnson, OL  
 Bill Kinard, DB

## 1969

John Barnhill, AD  
 Frank Broyles, HC  
 Don Breaux, OB  
 Charley Coffey, DL  
 Harold Horton, LB  
 Hootie Ingram, DB  
 Mervin Johnson, OL  
 Richard Williamson, WR  
 Bob Ford, Asst.

## 1968

John Barnhill, AD  
 Frank Broyles, HC  
 Don Breaux, OB  
 Charley Coffey, DL  
 Hootie Ingram, DB  
 Mervin Johnson, OL  
 Harold Horton, LB  
 Richard Williamson, WR  
 Bob Ford, Asst.

## 1967

John Barnhill, AD  
 Frank Broyles, HC  
 Charley Coffey, DL  
 Hootie Ingram, DB  
 Mervin Johnson, OL  
 Johnny Majors, OB  
 Wilson Matthews, LB  
 Gordon Smith, OE  
 Bob Ford, Asst.

## 1966

John Barnhill, AD  
 Frank Broyles, HC  
 Charley Coffey, DL  
 Mervin Johnson, OL  
 Johnny Majors, DB  
 Wilson Matthews, LB  
 Bill Pace, OB  
 Gordon Smith, OE

## 1965

John Barnhill, AD  
 Frank Broyles, HC  
 Jim Mackenzie, Asst. HC/DC  
 Mervin Johnson, OL  
 Johnny Majors, DB  
 Wilson Matthews, LB  
 Bill Pace, OB  
 Barry Switzer, OE

## 1964

John Barnhill, AD  
 Frank Broyles, HC  
 Jim Mackenzie, Asst. HC/DC  
 Mervin Johnson, OL  
 Johnny Majors, DB  
 Wilson Matthews, LB  
 Bill Pace, OB  
 Barry Switzer, OE

## 1963

John Barnhill, AD  
 Frank Broyles, HC  
 Doug Dickey, OB  
 Jim Mackenzie, DL  
 Wilson Matthews, LB/DE  
 Steed White, OE/OL  
 Bill Pace, DB  
 Mervin Johnson, OL

## 1962

John Barnhill, AD  
 Frank Broyles, HC  
 Doug Dickey, OB  
 Mervin Johnson, OL  
 Bill Pace, DB  
 Jim Mackenzie, DL  
 Wilson Matthews, LB/DE  
 Steed White, OE/OL

## 1961

John Barnhill, AD  
 Frank Broyles, HC  
 Doug Dickey, OB  
 Hayden Fry, OB  
 Jim Mackenzie, OL  
 Wilson Matthews, LB  
 Dixie White, OL  
 Steed White, OE/OL

## 1960

John Barnhill, AD  
 Frank Broyles, HC  
 Doug Dickey, DB  
 Merrill Green, OB  
 Jim Mackenzie, DL  
 Wilson Matthews, LB/DE  
 Dixie White, OL  
 Steed White, OE

## 1959

John Barnhill, AD  
 Frank Broyles, HC  
 Doug Dickey, DB  
 Merrill Green, OB  
 Jim Mackenzie, DL  
 Wilson Matthews, LB/DE  
 Dixie White, OL  
 Steed White, OE

## 1958

John Barnhill, AD  
 Frank Broyles, HC  
 Doug Dickey, DB  
 Merrill Green, OB  
 Jim Mackenzie, DL  
 Wilson Matthews, LB/DE  
 Dixie White, OL  
 Steed White, OE

## 1957

John Barnhill, AD  
 Jack Mitchell, HC  
 George Barnhardt  
 Ab Bidwell  
 George Cole  
 Gene Corrotto  
 Bill Pace  
 Dixie White  
 Steed White

## 1956

John Barnhill, AD  
 Jack Mitchell, HC  
 George Barnhardt  
 Ab Bidwell  
 Bert Clark  
 George Cole  
 Gene Corrotto  
 Bobby Proctor  
 Tracy Scott  
 Dixie White

## 1955

John Barnhill, AD  
 Jack Mitchell, HC  
 George Barnhardt  
 Ab Bidwell  
 George Cole  
 Bobby Proctor  
 Tracy Scott  
 Dixie White

## 1954

John Barnhill, AD  
 Bowden Wyatt, HC  
 John Bailey  
 George Cafego  
 George Cole  
 Dick Hitt  
 LeRoy Pearce  
 Tracy Scott

## 1953

John Barnhill, AD  
 Bowden Wyatt, HC  
 John Bailey  
 George Cafego  
 George Cole  
 Dick Hitt  
 LeRoy Pearce  
 Tracy Scott

## 1952

John Barnhill, AD  
 Otis Douglas, HC  
 George Cole  
 Bill Ferrell  
 Charles Gray  
 Charles Hanks  
 Dick Humbert  
 Clyde Van Sickle

## 1951

John Barnhill, AD  
 Otis Douglas, HC

## 1950

John Barnhill, AD  
 Otis Douglas, HC

## 1949

John Barnhill, AD/HC  
 Bill Barnes  
 H.B. Brackett  
 George Cole  
 Charles Gray  
 Hobart Hooser  
 Charles McGibbony  
 Clyde Van Sickle

## 1948

John Barnhill, AD/HC

## 1947

John Barnhill, AD/HC

## 1946

John Barnhill, AD/HC

## WAR-TIME AD

George Cole

\* 1 game  
 # named head coach after 1st game

## ALL-TIME COACHING STAFF ROSTER

Wally Ake, 1984-89  
 Miles Aldridge, 1996-97  
 Bobby Allen, 1998-2012  
**Kurt Anderson, 2016-**  
 Chris Ash, 2013  
 John Bailey, 1953-54  
 Bill Barnes, 1949  
 George Barnhardt, 1955-57  
 John Barnhill, 1946-49 (HC); 1946-69 (AD)  
 Larry Beckman, 1984-89  
 Larry Beightol, 1980-82  
 Mike Bender, 1995-97  
 Buddy Bennett, 1971-72  
 Raymond Berry, 1970-72  
 Ab Bidwell, 1955-57  
**Bret Bielema, 2013- (HC)**  
 Kirk Botkin, 2008-09  
 Don Boyce, 1975-76  
 H.B. Brackett, 1949  
 Jesse Branch, 1975-85  
 Don Breaux, 1968-71, 1977-80  
 Larry Brinson, 1984-89  
 Frank Broyles, 1958-76 (HC); 1973-2007 (AD)  
 Dick Bumpas, 1989  
 Keith Burns, 1998-99  
 George Cafego, 1953-54  
 Steve Caldwell, 2010-12  
 Louis Campbell, 1990-97, 2006  
 Jim Chaney, 2013-14  
 Kris Cinkovich, 2010-12  
 Charley Coffey, 1966-70  
 George Cole, 1949, 1952-57; 1970-72 (AD)  
 Scott Conley, 1990-92  
 Bob Cope, 1977-80  
 Pete Cordelli, 1983  
 Gene Corrotto, 1956-57  
 Jack Crowe, 1989-92, 1990-92 (HC)  
 Greg Davis, 1992-93  
 Doug Dickey, 1958-63  
 Otis Douglas, 1950-52 (HC)  
 Joe Lee Dunn, 1995  
 Clifton Ealy, 1998-99, 2003-05  
**Dan Enos, 2015-**  
 Frank Falks, 1973-76  
 Lon Farrell, 1971-72  
 Rocky Felker, 1993-96  
 Joe Ferguson, 1997-2000  
 Bill Ferrell, 1952  
 Danny Ford, 1993-97 (HC)  
 Hayden Fry, 1961  
 Bob Gatling, 1976  
 Joe Gibbs, 1971-72  
 Fred Goldsmith, 1984-88  
 Jim Goodman, 1986-88  
 Sam Goodwin, 1981-82  
 Charles Gray, 1949, 1952

Merrill Green, 1958-60  
 J.B. Grimes, 1989-92  
 Harvey Hampton, 1983  
 Charles Hanks, 1952  
**Vernon Hargreaves, 2015-**  
 Ken Hatfield, 1984-89 (HC)  
 Paul Haynes, 2011\*-12  
 Reggie Herring, 2005-07  
 Fitz Hill, 1992-2000  
 Roger Hinshaw, 1984-89  
 Dick Hitt, 1953-54  
 Lou Holtz, 1977-83 (HC)  
 Harold Horton, 1968-80  
 Tim Horton, 2007-12  
 Hobart Hooser, 1949  
 Dick Humbert, 1952  
 Mark Hutson, 1998-99  
 Hootie Ingram, 1967-69  
 Clay Jennings, 2014-15  
 Bill Johnson, 1990-91, 2000  
 Jimmy Johnson, 1973-76  
 Mervin Johnson, 1962-74  
 Reggie Johnson, 2008-11  
 Taver Johnson, 2012-13  
 Pat Jones, 1975  
 Bill Keopple, 1998-99  
 Monte Kiffin, 1977-79  
 Bill Kinard, 1970  
 Joe Kines, 1991-94  
 Buddy King, 1993-94  
 Chris Klenakis, 2010-12  
 John Konstantinos, 1979-80  
 David Lee, 1984-88, 2001-02, 07  
 Bill Lewis, 1973-76  
 Don Lindsey, 1981-83  
**Barry Lunney, Jr., 2013-**  
 Jim Mackenzie, 1958-65  
 Johnny Majors, 1964-67  
 Gus Malzahn, 2006  
 Mike Markuson, 1998-2007  
 Wilson Matthews, 1958-67  
 Garrick McGee, 2008-11  
 Charles McGibbony, 1949  
 David Mitchell, 1994-96  
 Jack Mitchell, 1955-57 (HC)  
 John Mitchell, 1977-82  
**Reggie Mitchell, 2016-**  
 Charley North, 1995-97  
 Gordon Norwood, 1974  
 Danny Nutt, 1998-07  
 Houston Nutt, 1990-92; 1998-2007 (HC)  
 Rich Olson, 1981-83  
 Bill Pace, 1962-66  
 Charlie Partridge, 2013  
 Joe Pate, 1990-96  
 Kevin Peoples, 2011\*-12  
 Bobby Petrino, 2008-11 (HC)  
 Paul Petrino, 2008-09; 2011\*-12  
 LeRoy Pearce, 1953-54  
 Sam Pittman, 2013-15  
 Bobby Proctor, 1955-56  
 George Pugh, 2001-02  
 Jerry Pullen, 1990  
 Bo Rein, 1975  
**Paul Rhoads, 2016-**  
 Willy Robinson, 2008-11  
 Tracy Rocker, 2003-07  
 Kacy Rodgers, 2002  
 Ken Rucker, 1990-92  
 Tracy Scott, 1953-56  
**John Scott Jr., 2017-**  
 Rory Segrest, 2014-16  
 Randy Shannon, 2013-14  
 Bob Shaw, 1982-83  
 James Shibest, 2000-07  
 Jemal Singleton, 2015  
 Gordon Smith, 1966-67  
 John L. Smith, 2008-11; 12 (HC)  
**Michael Smith, 2013-**  
 Robb Smith, 2014-16  
 Scott Smith, 1993  
 Kay Stephenson, 1997  
 Jim Strong, 1983  
 Mike Summers, 2008-09  
 Barry Switzer, 1964-65  
 Joel Thomas, 2013-14  
 John Thompson, 2000-01  
 Mike Tolleson, 1983  
 Bob Trull, 1984-89  
 Don Trull, 1973  
 Ken Turner, 1972-88  
 Fred von Appen, 1981  
 Larry Van Der Heyden, 1993-94  
 Clyde Van Sickle, 1949, 1952  
 Chris Vaughn, 2000-05, 2007  
**Chad Walker, 2017-**  
 Jim Washburn, 1994-97  
 Lorenzo Ward, 2008  
 Charlie Weatherbie, 1990-91  
 Dixie White, 1955-61  
 Steed White, 1957-63  
 Richard Williamson, 1972-74  
 Richard Wilson, 1989  
 Dennis Winston, 1997  
 Roy Wittke, 2003-05  
 Dave Wommack, 2001-04  
 Alex Wood, 2006-07  
 Bowden Wyatt, 1953-54 (HC)  
 \*Joined Staff prior to Cotton Bowl at end of 2011 season

# ALL-TIME OVERALL RECORDS



YEAR	ALL GAMES				CONFERENCE GAMES				FINISH	BOWL	HEAD COACH
	W	L	T	PCT.	W	L	T	PCT.			
1894	2	1	0	.667	—	—	—	—	—	—	John C. Futrall
1895	1	0	0	1.000	—	—	—	—	—	—	John C. Futrall
1896	2	1	0	.667	—	—	—	—	—	—	John C. Futrall
1897	2	0	1	.833	—	—	—	—	—	—	B.N. Wilson
1898	2	1	0	.667	—	—	—	—	—	—	B.N. Wilson
1899	3	1	1	.700	—	—	—	—	—	—	Colbert Searles
1900	2	1	1	.625	—	—	—	—	—	—	Colbert Searles
1901	3	5	0	.375	—	—	—	—	—	—	Charles Thomas
1902	6	3	0	.667	—	—	—	—	—	—	Charles Thomas
1903	3	4	0	.429	—	—	—	—	—	—	D.A. McDaniel
1904	4	3	0	.571	—	—	—	—	—	—	A.D. Brown
1905	2	6	0	.250	—	—	—	—	—	—	A.D. Brown
1906	2	4	2	.375	—	—	—	—	—	—	F.C. Longman
1907	3	4	1	.438	—	—	—	—	—	—	F.C. Longman
1908	5	4	0	.556	—	—	—	—	—	—	Hugo Bezdek
1909	7	0	0	1.000	—	—	—	—	—	—	Hugo Bezdek
1910	7	1	0	.875	—	—	—	—	—	—	Hugo Bezdek
1911	6	2	1	.722	—	—	—	—	—	—	Hugo Bezdek
1912	4	6	0	.400	—	—	—	—	—	—	Hugo Bezdek
1913	7	2	0	.778	—	—	—	—	—	—	E.T. Pickering
1914	4	5	-	.444	—	—	—	—	—	—	E.T. Pickering
<b>SOUTHWEST CONFERENCE PLAY BEGINS</b>											
1915	4	2	1	.643	1	1	0	.500	T2	—	T.T. McConnell
1916	4	4	0	.500	0	2	0	.000	T5	—	T.T. McConnell
1917	5	1	1	.786	0	1	1	.250	6	—	Norman Paine
1918	3	2	0	.600	0	1	0	.000	T6	—	Norman Paine
1919	3	4	0	.429	1	2	0	.333	5	—	J.B. Craig
1920	3	2	2	.571	2	0	1	.833	2	—	G.W. McLaren
1921	5	3	1	.611	2	1	0	.667	3	—	G.W. McLaren
1922	5	4	0	.556	1	3	0	.250	6	—	Francis Schmidt
1923	6	2	1	.722	2	2	0	.500	T4	—	Francis Schmidt
1924	7	2	1	.750	1	2	1	.375	7	—	Francis Schmidt
1925	4	4	1	.500	2	2	1	.500	T4	—	Francis Schmidt
1926	5	5	0	.500	2	2	0	.500	T3	—	Francis Schmidt
1927	8	1	0	.889	3	1	0	.750	3	—	Francis Schmidt
1928	7	2	0	.788	3	1	0	.750	2	—	Francis Schmidt
1929	7	2	0	.778	3	2	0	.600	3	—	Fred Thomsen
1930	3	6	0	.333	2	2	0	.500	5	—	Fred Thomsen
1931	3	5	1	.389	0	4	0	.000	7	—	Fred Thomsen
1932	1	6	2	.222	1	4	0	.200	7	—	Fred Thomsen
1933	7	3	1	.682	4	1	0	.800	1*	Dixie	Fred Thomsen
1934	4	4	2	.500	2	3	1	.417	5	—	Fred Thomsen
1935	4	5	1	.450	2	4	0	.333	5	—	Fred Thomsen
1936	7	3	0	.700	5	1	0	.833	1	—	Fred Thomsen
1937	6	2	2	.700	3	2	1	.583	3	—	Fred Thomsen
1938	2	7	1	.250	1	5	0	.167	T6	—	Fred Thomsen
1939	4	5	1	.450	2	3	1	.417	5	—	Fred Thomsen
1940	4	6	0	.400	1	5	0	.167	6	—	Fred Thomsen
1941	3	7	0	.300	0	6	0	.000	7	—	Fred Thomsen
1942	3	7	0	.200	0	6	0	.000	7	—	George Cole
1943	2	7	0	.200	1	4	0	.200	T5	—	John Tomlin
1944	5	5	1	.500	2	2	1	.500	3	—	Glen Rose
1945	3	7	0	.300	1	5	0	.167	7	—	Glen Rose
1946	6	3	1	.650	5	1	0	.833	T1	Cotton	John Barnhill
1947	6	4	1	.590	1	4	1	.250	T5	Dixie	John Barnhill
1948	5	5	0	.500	2	4	0	.333	5	—	John Barnhill
1949	5	5	0	.500	2	4	0	.333	6	—	John Barnhill
1950	2	8	0	.200	1	5	0	.167	7	—	Otis Douglas
1951	5	5	0	.500	2	4	0	.333	6	—	Otis Douglas
1952	2	8	0	.200	1	5	0	.167	7	—	Otis Douglas
1953	3	7	0	.300	2	4	0	.333	5	—	Bowden Wyatt
1954	8	3	0	.727	5	1	0	.833	1	Cotton	Bowden Wyatt
1955	5	4	1	.550	3	2	1	.583	4	—	Jack Mitchell
1956	6	4	0	.600	3	3	0	.500	4	—	Jack Mitchell
1957	6	4	0	.600	2	4	0	.333	T5	—	Jack Mitchell
1958	4	6	0	.400	2	4	0	.333	T5	—	Frank Broyles
1959	9	2	0	.818	5	1	0	.833	T1	Gator	Frank Broyles
1960	8	3	0	.727	6	1	0	.857	1	Cotton	Frank Broyles
1961	8	3	0	.727	6	1	0	.857	T1	Sugar	Frank Broyles
1962	9	2	0	.818	6	1	0	.857	2	Sugar	Frank Broyles
1963	5	5	0	.500	3	4	0	.429	4	—	Frank Broyles
1964	11	0	0	1.000	7	0	0	1.000	1	Cotton/National Champs	Frank Broyles
1965	10	1	0	.909	7	0	0	1.000	1	Cotton	Frank Broyles
1966	8	2	0	.800	5	2	0	.714	T2	—	Frank Broyles
1967	4	5	1	.450	3	3	1	.500	5	—	Frank Broyles
1968	10	1	0	.909	6	1	0	.857	T1	Sugar	Frank Broyles
1969	9	2	0	.818	6	1	0	.857	2	Sugar	Frank Broyles
1970	9	2	0	.818	6	1	0	.857	2	—	Frank Broyles
1971	8	3	1	.708	5	1	1	.786	2	Liberty	Frank Broyles
1972	6	5	0	.546	3	4	0	.429	T4	—	Frank Broyles
1973	5	5	1	.500	3	3	1	.500	T4	—	Frank Broyles
1974	6	4	1	.591	3	3	1	.500	T4	—	Frank Broyles
1975	10	2	0	.833	6	1	0	.859	T1	Cotton	Frank Broyles



# ALL-TIME OVERALL RECORDS

YEAR	ALL GAMES				CONFERENCE GAMES				FINISH	BOWL	HEAD COACH
	W	L	T	PCT.	W	L	T	PCT.			
1976	5	5	1	.500	3	4	1	.438	6	—	Frank Broyles
1977	11	1	0	.917	7	1	0	.875	2	Orange	Lou Holtz
1978	9	2	1	.792	6	2	0	.750	T2	Fiesta	Lou Holtz
1979	10	2	0	.833	7	1	0	.875	T1	Sugar	Lou Holtz
1980	7	5	0	.583	3	5	0	.375	T6	Hall of Fame	Lou Holtz
1981	8	4	0	.667	5	3	0	.625	4	Gator	Lou Holtz
1982	9	2	1	.792	5	2	1	.688	3	Bluebonnet	Lou Holtz
1983	6	5	0	.546	4	4	0	.500	5	—	Lou Holtz
1984	7	4	1	.636	5	3	0	.625	T3	Liberty	Ken Hatfield
1985	10	2	0	.833	6	2	0	.750	T2	Holiday	Ken Hatfield
1986	9	3	0	.750	6	2	0	.750	T2	Orange	Ken Hatfield
1987	9	4	0	.692	5	2	0	.714	T2	Liberty	Ken Hatfield
1988	10	2	0	.833	7	0	0	1.000	1	Cotton	Ken Hatfield
1989	10	2	0	.833	7	1	0	.875	1	Cotton	Ken Hatfield
1990	3	8	0	.273	1	7	0	.125	7	—	Jack Crowe
1991	6	6	0	.600	5	3	0	.625	T2	Independence	Jack Crowe

## SOUTHEASTERN CONFERENCE PLAY BEGINS

1992	3	7	1	.318	3	4	1	.438	4 West	—	Jack Crowe/Joe Kines
1993	6	4	1	.591	4	3	1	.438	T2 West	—	Danny Ford
1994	4	7	0	.364	2	6	0	.250	T4 West	—	Danny Ford
1995	8	5	0	.615	6	2	0	.750	1 West	CarQuest	Danny Ford
1996	4	7	0	.363	2	6	0	.250	5 West	—	Danny Ford
1997	4	7	0	.363	2	6	0	.250	5 West	—	Danny Ford
1998	9	3	0	.750	6	2	0	.750	T1 West	Citrus	Houston Nutt
1999	8	4	0	.667	4	4	0	.500	T3 West	Cotton	Houston Nutt
2000	6	6	0	.500	3	5	0	.375	T5 West	Las Vegas	Houston Nutt
2001	7	5	0	.583	4	4	0	.500	T3 West	Cotton	Houston Nutt
2002	9	5	0	.643	5	3	0	.625	T1 West	Music City	Houston Nutt
2003	9	4	0	.692	4	4	0	.500	4 West	Independence	Houston Nutt
2004	5	6	0	.455	3	5	0	.375	T3 West	—	Houston Nutt
2005	4	7	0	.364	2	6	0	.250	4 West	—	Houston Nutt
2006	10	4	0	.714	7	1	0	.875	1 West	Capital One	Houston Nutt
2007	8	5	0	.615	4	4	0	.500	T3 West	Cotton	Houston Nutt/Reggie Herring
2008	5	7	0	.416	2	6	0	.250	T4 West	—	Bobby Petrino
2009	8	5	0	.615	3	5	0	.375	T4 West	Liberty	Bobby Petrino
2010	10	3	0	.769	6	2	0	.750	T2 West	Sugar	Bobby Petrino
2011	11	2	0	.846	6	2	0	.750	3 West	Cotton	Bobby Petrino
2012	4	8	0	.333	2	6	0	.250	6 West	—	John L. Smith
2013	3	9	0	.250	0	8	0	.000	7 West	—	Bret Bielema
2014	7	6	0	.538	2	6	0	.250	7 West	Texas	Bret Bielema
2015	8	5	0	.615	5	3	0	.625	T3 West	Liberty	Bret Bielema
2016	7	6	0	.538	3	5	0	.375	T5 West	Belk	Bret Bielema

## ARKANSAS ALL-TIME COACHING RECORDS

COACH	TENURE (SEASONS)	CONFERENCE W-L-T (PCT.)	OVERALL W-L-T (PCT.)	BOWLS
John C. Futrall	1894-96 (3)	-	5-2-0 (.714)	-
B.N. Wilson	1897-98 (2)	-	4-1-1 (.750)	-
Colbert Searles	1899-1900 (2)	-	5-2-2 (.667)	-
Charles Thomas	1901-02 (2)	-	9-8-0 (.529)	-
D.A. McDaniel	1903 (1)	-	3-4-0 (.429)	-
A.D. Brown	1904-05 (2)	-	6-9-0 (.400)	-
F.C. Longman	1906-07 (2)	-	5-8-3 (.406)	-
Hugo Bezdek	1908-12 (5)	-	v 29-13-1 (.686)	-
E.T. Pickering	1913-14 (2)	-	11-7-0 (.611)	-
T.T. McConnell	1915-16 (2)	1-3-0 (.250)	8-6-1 (.567)	-
Norman Paine	1917-18 (2)	0-2-1 (.167)	8-3-1 (.708)	-
J.B. Craig	1919 (1)	1-2-0 (.333)	3-4-0 (.429)	-
G.W. McLaren	1920-21 (2)	4-1-1 (.750)	8-5-3 (.594)	-
Francis Schmidt	1922-28 (7)	14-13-2 (.517)	42-20-3 (.669)	-
Fred Thomsen	1929-41 (13)	26-42-3 (.387)	56-61-10 (.480)	1
George Cole	1942 (1)	0-6-0 (.000)	3-7-0 (.300)	-
John Tomlin	1943 (1)	1-4-0 (.200)	2-7-0 (.222)	-
Glen Rose	1944-45 (2)	3-7-1 (.318)	8-12-1 (.405)	-
John Barnhill	1946-49 (4)	10-13-1 (.438)	22-17-3 (.560)	2
Otis Douglas	1950-52 (3)	4-14-0 (.222)	9-21-0 (.300)	-
Bowden Wyatt	1953-54 (2)	7-5-0 (.583)	11-10-0 (.524)	1
Jack Mitchell	1955-57 (3)	8-9-1 (.472)	17-12-1 (.583)	-
Frank Broyles	1958-76 (19)	91-36-5 (.708)	144-58-5 (.708)	10
Lou Holtz	1977-83 (7)	37-18-1 (.670)	60-21-2 (.735)	6
Ken Hatfield	1984-89 (6)	36-10-0 (.783)	55-17-1 (.760)	6
Jack Crowe^	1990-91 (2+)	6-10-0 (.375)	9-15-0 (.375)	1
Joe Kines#	1992 (1)	3-4-1 (.438)	3-6-1 (.350)	-
Danny Ford	1993-97 (5)	16-23-1 (.413)	26-30-1 (.465)	1
Houston Nutt	1998-2007 (10)	42-38-0 (.525)	75-48-0 (.610)	8
Reggie Herring*	2007	-	0-1-0 (.000)	-
Bobby Petrino	2008-11 (4)	17-15-0 (.531)	34-17-0 (.667)	3
John L. Smith	2012 (1)	2-6-0 (.250)	4-8-0 (.333)	-
Bret Bielema	2013-Present (4)	10-22-0 (.313)	25-26 (.490)	3
<b>TOTALS</b>	<b>1894-2016 (123)</b>	<b>339-303-18 (.527)</b>	<b>709-486-40 (.590)</b>	<b>42</b>

^ Including first game of 1992 season; # Interim head coach after first game of the season;

\* Reggie Herring served as interim head coach during the 2008 Cotton Bowl

## ARKANSAS COACHING SUPERLATIVES

SEASONS	COACH	PERIOD
19	Frank Broyles	1958-76
13	Fred Thomsen	1929-41
10	Houston Nutt	1998-2007
7	Francis Schmidt	1922-28
7	Lou Holtz	1977-83
6	Ken Hatfield	1984-89
5	Hugo Bezdek	1908-12
5	Danny Ford	1993-97

### WINS

144	Frank Broyles	144-58-5 [.708]
75	Houston Nutt	75-48-0 [.610]
60	Lou Holtz	60-21-2 [.735]
56	Fred Thomsen	56-61-10 [.480]
55	Ken Hatfield	55-17-1 [.760]
42	Francis Schmidt	42-20-3 [.669]

### WINNING PERCENTAGE (MIN. 4 SEASONS)

.760	Ken Hatfield	55-17-1, 6 seasons
.735	Lou Holtz	60-21-2, 7 seasons
.708	Frank Broyles	144-58-5, 19 seasons
.686	Hugo Bezdek	29-13-1, 5 seasons
.669	Francis Schmidt	42-20-3, 7 seasons
.667	Bobby Petrino	34-17-0, 4 seasons

### BOWLS

10	Frank Broyles	19 seasons
8	Houston Nutt	10 seasons
6	Lou Holtz	7 seasons
6	Ken Hatfield	6 seasons
3	Bret Bielema	4 seasons
3	Bobby Petrino	4 seasons
2	John Barnhill	4 seasons















# SEASON-BY-SEASON RESULTS



## JACK MITCHELL

3 seasons | 1955-57 | 17-12-1

Jack Mitchell led Arkansas to three winning seasons and consecutive wins over Texas in 1955 and 1956 and consecutive wins over unbeaten Ole Miss teams in 1956 and 1957 before leaving UA for Kansas following the 1957 season.

### 1955 - (5-4-1, 3-2-1 SWC - 4th)

Captains: Preston Carpenter, Henry Moore

DATE	OPPONENT	UA/OPP RK	TV	W	L	T	UA	OPP
Sept. 17	TULSA			W			21	6
Sept. 24	OKLAHOMA STATE+	17/NR		W			21	0
Oct. 1	TCU*	NR/10			L		0	26
Oct. 8	at Baylor*				L		20	25
Oct. 15	TEXAS*+			W			27	20
Oct. 22	at Ole Miss				L		7	17
Oct. 29	TEXAS A&M (HC)*	NR/11				T	7	7
Nov. 5	at Rice*		NA	W			10	0
Nov. 12	at SMU*		NA	W			6	0
Nov. 19	LSU+			L			7	13

\* Southwest Conference game  
+ Little Rock, Ark.

### 1956 - (6-4, 3-3 SWC - 4th)

Captains: Neil Martin, Ted Souter

DATE	OPPONENT	UA/OPP RK	TV	W	L	T	UA	OPP
Sept. 22	HARDIN-SIMMONS			W			21	6
Sept. 29	OKLAHOMA STATE+			W			19	7
Oct. 6	at TCU*		NA		L		6	41
Oct. 13	BAYLOR*				L		7	14
Oct. 20	at Texas*			W			32	14
Oct. 27	OLE MISS+			W			14	0
Nov. 3	at Texas A&M*		NA		L		0	27
Nov. 10	RICE (HC)*			W			27	12
Nov. 17	SMU*+			W			27	13
Nov. 24	vs. LSU#			L			7	21

\* Southwest Conference game  
+ Little Rock, Ark.  
# Shreveport, La.

### 1957 - (6-4, 2-4 SWC - T-5th)

Captains: Jay Donathan, Gerald Nesbit, George Walker

DATE	OPPONENT	UA/OPP RK	TV	W	L	T	UA	OPP
Sept. 21	OKLAHOMA STATE+			W			12	0
Sept. 28	TULSA			W			41	14
Oct. 5	TCU*+	NR/18		W			20	7
Oct. 12	at Baylor*	11/NR		W			20	17
Oct. 19	TEXAS*	10/NR			L		0	17
Oct. 26	vs. Ole Miss#	NR/6		W			12	6
Nov. 2	TEXAS A&M (HC)*	11/1			L		6	7
Nov. 9	at Rice*	12/NR		NA		L	7	13
Nov. 16	at SMU*				L		22	27
Nov. 23	TEXAS TECH+			W			47	26

\* Southwest Conference game  
+ Little Rock, Ark.  
# Memphis, Tenn.

NOTE: The Texas Tech game was not officially recognized as a conference game because Texas Tech was not a full SWC member



## FRANK BROYLES

19 seasons | 1958-76 | 144-58-5

Frank Broyles' arrival at Arkansas prior to the 1958 season marked the beginning of a relationship between Broyles and the institution. He served as athletic director from 1973-2007. With 144 wins in 19 seasons, Broyles ranks as the winningest and longest-tenured head football coach in UA history. His 1964 team went 11-0 to earn the school's only national championship and No. 1 final ranking by the Football Writers Association of America. He led the Razorbacks to 10 bowl appearances, including nine New Year's Day Bowls.

### 1958 - (4-6, 2-4 SWC - T-5th)

Captains: Richard Bell, Billy Micheal

DATE	OPPONENT	UA/OPP RK	TV	W	L	T	UA	OPP
Sept. 20	BAYLOR*+				L		0	12
Sept. 27	TULSA				L		14	27
Oct. 4	at TCU*				L		7	12
Oct. 11	RICE*				L		0	24
Oct. 18	TEXAS*	NR/7			L		6	24
Oct. 25	OLE MISS+	NR/6			L		12	14
Nov. 1	at Texas A&M*			W			21	8
Nov. 8	HARDIN-SIMMONS+			W			60	15
Nov. 15	SMU (HC)*	NR/15			W		13	6
Nov. 22	at Texas Tech			W			14	8

\* Southwest Conference game  
+ Little Rock, Ark.

NOTE: The Texas Tech game was not officially recognized as a conference game because Texas Tech was not a full SWC member

### 1959 - (9-2, 5-1 SWC - T-1st)

SWC CO-CHAMPION - 9th AP/9th UPI

Captains: Billy Luplow, James Monroe, Barry Switzer

DATE	OPPONENT	UA/OPP RK	TV	W	L	T	UA	OPP
Sept. 19	TULSA			W			28	0
Sept. 26	OKLAHOMA STATE+			W			13	7
Oct. 3	TCU*			W			3	0
Oct. 10	at Baylor*	19/NR		W			23	7
Oct. 17	TEXAS*+	12/3			L		12	13
Oct. 24	vs. Ole Miss#	10/4			L		0	28
Oct. 31	TEXAS A&M (HC)*	17/NR		NA		W	12	7
Nov. 7	at Rice*	16/NR		W			14	10
Nov. 14	at SMU*	20/NR		NA		W	17	14
Nov. 21	TEXAS TECH+	13/NR		W			27	8
Jan. 2	vs. Georgia Tech>	9/NR		NA		W	14	7

\* Southwest Conference game  
+ Little Rock, Ark.  
# Memphis, Tenn.  
> 1960 Gator Bowl (Jacksonville, Fla.)

NOTE: The Texas Tech game was not officially recognized as a conference game because Texas Tech was not a full SWC member

### 1960 - (8-3, 6-1 SWC - 1st)

SWC CHAMPION - 7th AP/7th UPI

Captains: Steve Butler, Wayne Harris

DATE	OPPONENT	UA/OPP RK	TV	W	L	T	UA	OPP
Sept. 17	OKLAHOMA STATE+	19/NR		W			9	0
Sept. 24	TULSA			W			48	7
Oct. 1	at TCU*	14/NR		W			7	0
Oct. 8	BAYLOR*	20/3			L		14	28
Oct. 15	at Texas*	NR/11	ABC	W			24	23
Oct. 22	OLE MISS+	14/2			L		7	10
Oct. 29	at Texas A&M*	12/NR		W			7	3
Nov. 5	RICE*+	16/10		W			3	0
Nov. 12	SMU (HC)*	9/NR		W			26	3
Nov. 19	at Texas Tech*	7/NR		W			34	6
Jan. 1	vs. Duke>	7/10	CBS		L		6	7

\* Southwest Conference game  
+ Little Rock, Ark.  
> 1961 Cotton Bowl (Dallas, Texas)

### 1961 - (8-3, 6-1 SWC - T-1st)

SWC CO-CHAMPION - 9th AP/8th UPI

Captains: John Childress, Harold Horton, George McKinney

DATE	OPPONENT	UA/OPP RK	TV	W	L	T	UA	OPP
Sept. 23	at Ole Miss#	12/9	ABC-N		L		0	16
Sept. 30	TULSA			W			6	0
Oct. 7	TCU*+	NR/18		W			28	3
Oct. 14	at Baylor*	20/9		W			23	13
Oct. 21	TEXAS*	10/3			L		7	33
Oct. 28	N'WESTERN (LA.) ST.+			W			42	7
Nov. 4	TEXAS A&M (HC)*	22/NR		W			15	8
Nov. 11	at Rice*	18/NR		W			10	0
Nov. 18	at SMU*	14/NR		W			21	7
Nov. 25	TEXAS TECH*+	9/NR		W			28	0
Jan. 1	vs. Alabama>	9/1	NA-N		L		3	10

\* Southwest Conference game  
+ Little Rock, Ark.  
# Jackson, Miss.  
> 1962 Sugar Bowl (New Orleans, La.)

### 1962 - (9-2, 6-1 SWC - 2nd)

6th AP/6th UPI

Captains: Billy Moore, Ray Trail

DATE	OPPONENT	UA/OPP RK	TV	W	L	T	UA	OPP
Sept. 22	OKLAHOMA STATE+	15/NR		W			34	7
Sept. 29	TULSA	11/NR		W			42	14
Oct. 6	at TCU*	15/NR		W			42	14
Oct. 13	BAYLOR*	8/NR		W			28	21
Oct. 20	at Texas*	7/1			L		3	7
Oct. 27	HARDIN-SIMMONS+	9/NR		W			49	7
Nov. 3	at Texas A&M*	8/NR		W			17	7
Nov. 10	RICE (HC)*	6/NR		W			28	14
Nov. 17	SMU*+	7/NR		W			9	7
Nov. 24	at Texas Tech*	7/NR		W			34	0
Jan. 1	vs. Ole Miss>	6/3	NBC		L		13	17

\* Southwest Conference game  
+ Little Rock, Ark.  
> 1963 Sugar Bowl (New Orleans, La.)

### 1963 - (5-5, 3-4 SWC - 4th)

Captains: Jim Grizzle, Mike Parker

DATE	OPPONENT	UA/OPP RK	TV	W	L	T	UA	OPP
Sept. 21	OKLAHOMA STATE+	8/NR		W			21	0
Sept. 28	MISSOURI+	8/NR			L		6	7
Oct. 5	TCU*	12/25		W			18	3
Oct. 12	at Baylor*	12/NR			L		10	14
Oct. 19	TEXAS*+	12/1			L		13	17
Oct. 26	TULSA	11/NR		W			56	7
Nov. 2	TEXAS A&M*+	11/NR		W			21	7
Nov. 9	at Rice*		NA		L		0	7
Nov. 16	at SMU*				L		7	14
Nov. 23	TEXAS TECH (HC)*			W			27	20

\* Southwest Conference game  
+ Little Rock, Ark.

### 1964 - (11-0, 7-0 SWC - 1st)

NATIONAL CHAMPION - SWC CHAMPION - 1st FWA/2nd AP/2nd UPI

Captains: Seniors

DATE	OPPONENT	UA/OPP RK	TV	W	L	T	UA	OPP
Sept. 19	OKLAHOMA STATE+	11/NR		W			14	10
Sept. 26	TULSA	11/NR		NA			31	22
Oct. 3	at TCU*	11/NR		W			29	6
Oct. 10	BAYLOR*+	9/NR		W			17	6
Oct. 17	at Texas*	8/1		W			14	13
Oct. 24	WICHITA STATE+	4/NR		W			17	0
Oct. 31	at Texas A&M*	4/NR		W			17	0
Nov. 7	RICE*	4/NR		W			21	0
Nov. 14	SMU (HC)*	3/NR		W			44	0
Nov. 21	at Texas Tech*	3/NR		W			17	0
Jan. 1	vs. Nebraska>	2/6	CBS		W		10	7

\* Southwest Conference game  
+ Little Rock, Ark.  
> 1965 Cotton Bowl (Dallas, Texas)

### 1965 - (10-1, 7-0 SWC - 1st)

SWC CHAMPION - 3rd AP/2nd UPI

Captains: Seniors

DATE	OPPONENT	UA/OPP RK	TV	W	L	T	UA	OPP
Sept. 18	OKLAHOMA STATE+	6/NR		W			28	14
Sept. 25	TULSA	5/NR		W			20	12
Oct. 2	TCU*+	4/NR		W			28	0
Oct. 9	at Baylor*	3/NR		W			38	7
Oct. 16	TEXAS*	3/1	NBC-N		W		27	24
Oct. 23	NORTH TEXAS+	1/NR		W			55	20
Oct. 30	TEXAS A&M*+	2/NR		W			31	0
Nov. 6	at Rice*	2/NR		W			31	0
Nov. 13	at SMU*	2/NR		W			24	3
Nov. 20	TEXAS TECH (HC)*	2/9	NA-R		W		42	24
Jan. 1	vs. LSU>	2/NR	CBS-N		L		7	14

\* Southwest Conference game  
+ Little Rock, Ark.  
> 1966 Cotton Bowl (Dallas, Texas)

# SEASON-BY-SEASON RESULTS

## 1966 - (8-2, 5-2 SWC - T-2nd)

### 13th UPI

#### Captains: Seniors

DATE	OPPONENT	UA/OPP RK	TV	W	L	T	UA	OPP
Sept. 17	OKLAHOMA STATE+	5/NR		W			14	10
Sept. 24	TULSA	6/NR		W			27	8
Oct. 1	at TCU*	7/NR		W			21	0
Oct. 8	BAYLOR*	5/12		L			0	7
Oct. 15	at Texas*	12/NR	NBC	W			12	7
Oct. 22	WICHITA STATE+	11/NR		W			41	0
Oct. 29	at Texas A&M*	9/21		W			34	0
Nov. 5	RICE*+	8/NR		W			31	20
Nov. 12	SMU (HC)*	6/15		W			22	0
Nov. 19	at Texas Tech*	6/NR		L			16	21

\* Southwest Conference game  
+ Little Rock, Ark.

## 1967 - (4-5-1, 3-3-1 SWC - 5th)

#### Captains: Hartford Hamilton, Ernest Ruple, Larry Watkins

DATE	OPPONENT	UA/OPP RK	TV	W	L	T	UA	OPP
Sept. 23	OKLAHOMA STATE+	11/NR		L			6	7
Sept. 30	TULSA			L			12	14
Oct. 7	TCU*			W			26	0
Oct. 14	at Baylor*			T			10	10
Oct. 21	TEXAS*+	ABC		L			12	21
Oct. 28	KANSAS STATE+			W			28	7
Nov. 4	TEXAS A&M (HC)*			L			21	33
Nov. 11	at Rice*			W			23	9
Nov. 18	at SMU*			W			35	17
Nov. 25	TEXAS TECH*+	NA	L				27	31

\* Southwest Conference game  
+ Little Rock, Ark.

## 1968 - (10-1, 6-1 SWC - T-1st)

### SWC CO-CHAMPION - 6th AP/9th UPI

#### Captains: Gary Adams, Jim Barnes

DATE	OPPONENT	UA/OPP RK	TV	W	L	T	UA	OPP
Sept. 21	OKLAHOMA STATE+			W			32	15
Sept. 28	TULSA			W			56	13
Oct. 5	at TCU*	20/NR		W			17	7
Oct. 12	BAYLOR*	14/NR		W			35	19
Oct. 19	at Texas*	9/17		L			29	39
Oct. 26	NORTH TEXAS+	16/NR		W			17	15
Nov. 2	at Texas A&M*	17/NR		W			25	22
Nov. 9	RICE (HC)*	14/NR		W			46	21
Nov. 16	SMU*+	10/NR	NA	W			35	29
Nov. 23	at Texas Tech*	9/NR		W			42	7
Jan. 1	vs. Georgia>	9/4	NBC	W			16	2

\* Southwest Conference game  
+ Little Rock, Ark.  
> 1969 Sugar Bowl (New Orleans, La.)

## 1969 - (9-2, 6-1 SWC - 2nd)

### 7th AP/3rd UPI

#### Captains: Rodney Brand, Bruce Maxwell, Cliff Powell, Terry Stewart

DATE	OPPONENT	UA/OPP RK	TV	W	L	T	UA	OPP
Sept. 20	OKLAHOMA STATE+	2/NR		W			39	0
Sept. 27	TULSA	3/NR		W			55	0
Oct. 4	TCU*+	3/NR		W			24	6
Oct. 11	at Baylor*	3/NR		W			21	7
Oct. 25	WICHITA STATE+	4/NR		W			52	14
Nov. 1	TEXAS A&M (HC)*	4/NR	ABC	W			35	13
Nov. 8	at Rice*	4/NR		W			30	6
Nov. 15	at SMU*	4/NR		W			28	15
Nov. 27	TEXAS TECH*+	2/NR	NA	W			33	0
Dec. 6	TEXAS*	2/1	ABC	L			14	15
Jan. 1	vs. Ole Miss>	3/13	ABC	L			22	27

\* Southwest Conference game  
+ Little Rock, Ark.  
> 1970 Sugar Bowl (New Orleans, La.)

## 1970 - (9-2, 6-1 SWC - 2nd)

### 11th AP/12th UPI

#### Captains: Bill Burnett, Bill Montgomery, Dick Bumpas, Mike Boschetti

DATE	OPPONENT	UA/OPP RK	TV	W	L	T	UA	OPP
Sept. 12	STANFORD+	4/10	NA	L			28	34
Sept. 19	OKLAHOMA STATE+	11/NR		W			23	7
Sept. 26	TULSA	12/NR		W			26	7
Oct. 3	at TCU*	11/NR		W			49	14
Oct. 10	BAYLOR*+	10/NR		W			41	7
Oct. 24	WICHITA STATE+	9/NR		W			62	0
Oct. 31	at Texas A&M*	8/NR		W			45	6
Nov. 7	RICE*	7/NR		W			38	14
Nov. 14	SMU (HC)*	7/NR		W			36	3
Nov. 21	at Texas Tech*	6/19		W			24	10
Dec. 5	at Texas*	4/1	NA	L			7	42

\* Southwest Conference game  
+ Little Rock, Ark.

## 1971 - (8-3-1, 5-1-1 SWC - 2nd) - 16th AP/20th UPI

#### Captains: David Hogue, Ronnie Jones, Mike Kelson, Kay Maybray, Bobby Nichols

DATE	OPPONENT	UA/OPP RK	TV	W	L	T	UA	OPP
Sept. 11	CALIFORNIA+	7/NR		W			51	20
Sept. 18	OKLAHOMA STATE+	6/NR		W			18	10
Sept. 25	TULSA	7/NR		L			20	21
Oct. 2	TCU*	18/NR		W			49	15
Oct. 9	at Baylor*	17/NR		W			35	7
Oct. 16	TEXAS*+	16/NR	ABC	W			31	7
Oct. 23	NORTH TEXAS	9/NR		W			60	21
Oct. 30	TEXAS A&M*+	8/NR		L			9	17
Nov. 6	at Rice*	16/NR		T			24	24
Nov. 13	at SMU*	18/NR	ABC	W			18	13
Nov. 20	TEXAS TECH (HC)*	17/NR		W			15	0
Dec. 20	vs. Tennessee>	18/9	ABC	L			13	14

\* Southwest Conference game  
+ Little Rock, Ark.  
> 1971 Liberty Bowl (Memphis, Tenn.)

## 1972 - (6-5, 3-4 SWC - T-4th)

#### Captains: Louis Campbell, Jim Hodge, Tom Reed, Don Wunderly

DATE	OPPONENT	UA/OPP RK	TV	W	L	T	UA	OPP
Sept. 9	SOUTHERN CALIFORNIA+	4/8		L			10	31
Sept. 23	OKLAHOMA STATE+			W			24	23
Sept. 30	TULSA			W			21	20
Oct. 7	at TCU*			W			27	13
Oct. 14	BAYLOR*	20/NR		W			31	20
Oct. 21	at Texas*	17/14	ABC	L			15	35
Oct. 28	NORTH TEXAS+	18/NR		W			42	16
Nov. 4	at Texas A&M*	20/NR		L			7	10
Nov. 11	RICE*+			L			20	23
Nov. 18	SMU (HC)*			L			7	22
Nov. 25	at Texas Tech*	NR/20		W			24	14

\* Southwest Conference game  
+ Little Rock, Ark.

## 1973 - (5-5-1, 3-3-1 SWC - T-4th)

#### Captains: Nick Avlos, Jack Ettinger, Steve Hedgepeth, Dickey Morton, Danny Rhodes

DATE	OPPONENT	UA/OPP RK	TV	W	L	T	UA	OPP
Sept. 15	at Southern California	NR/1		L			0	17
Sept. 22	OKLAHOMA STATE+	NA	L				6	38
Sept. 29	IOWA STATE			W			21	19
Oct. 6	TCU*+			W			13	5
Oct. 13	at Baylor*			W			13	7
Oct. 20	TEXAS*			L			6	34
Oct. 27	TULSA+			W			20	6
Nov. 3	TEXAS A&M (HC)*			W			14	10
Nov. 10	at Rice*			L			7	17
Nov. 17	at SMU*			T			7	7
Nov. 24	TEXAS TECH*+	NR/12		L			17	24

\* Southwest Conference game  
+ Little Rock, Ark.

## 1974 - (6-4-1, 3-3-1 SWC - T-4th)

#### Captains: Billy Burns, Rollen Smith

DATE	OPPONENT	UA/OPP RK	TV	W	L	T	UA	OPP
Sept. 14	SOUTHERN CALIFORNIA+	NR/5		W			22	7
Sept. 21	OKLAHOMA STATE+	10/NR		L			7	26
Sept. 28	TULSA			W			60	0
Oct. 5	at TCU*	20/NR		W			49	0
Oct. 12	BAYLOR*	14/NR		L			17	21
Oct. 19	at Texas*	NR/16	ABC	L			7	38
Oct. 26	COLORADO STATE+			W			43	9
Nov. 2	at Texas A&M*	NR/8		L			10	20
Nov. 9	RICE (HC)*			W			25	6
Nov. 16	SMU*+			T			24	24
Nov. 23	at Texas Tech*			W			21	13

\* Southwest Conference game  
+ Little Rock, Ark.

## 1975 - (10-2, 6-1 SWC - T-1st)

### SWC CO-CHAMPION - 7th AP/6th UPI

#### Captains: Scott Bull, Mike Campbell, Ike Forte, Hal McAfee

DATE	OPPONENT	UA/OPP RK	TV	W	L	T	UA	OPP
Sept. 13	AIR FORCE+			W			35	0
Sept. 20	at Oklahoma State	16/NR		L			13	20
Sept. 27	TULSA			W			31	15
Oct. 4	TCU*+			W			19	8
Oct. 11	at Baylor*			W			41	3
Oct. 18	TEXAS*	20/8	ABC	L			18	24
Oct. 25	UTAH STATE+			W			31	0
Nov. 8	at Rice*			W			20	16
Nov. 15	at SMU*			W			35	7
Nov. 22	TEXAS TECH (HC)*	19/NR		W			31	14
Dec. 6	TEXAS A&M*+	18/2	ABC	W			31	6
Jan. 1	vs. Georgia>	18/19	CBS	W			31	10

\* Southwest Conference game  
+ Little Rock, Ark.  
> 1976 Cotton Bowl (Dallas, Texas)

## 1976 - (5-5-1, 3-4-1 SWC - 6th)

### Captains: Seniors

DATE	OPPONENT	UA/OPP RK	TV	W	L	T	UA	OPP
Sept. 11	UTAH STATE+	13/NR		W			33	16
Sept. 18	OKLAHOMA STATE+	12/NR		W			16	10
Sept. 25	TULSA	12/NR				L	3	9
Oct. 2	TCU*			W			46	14
Oct. 23	at Houston*	15/14		W			14	7
Oct. 30	RICE (HC)*	14/NR		W			41	16
Nov. 6	at Baylor*	12/NR				T	7	7
Nov. 13	TEXAS A&M*+	13/16	ABC	L			10	31
Nov. 20	vs. SMU*#			L			31	35
Nov. 27	TEXAS TECH*+	NR/9		L			7	30
Dec. 4	at Texas*		ABC	L			12	29



# SEASON-BY-SEASON RESULTS

## 1980 - (7-5, 3-5 SWC - T-6th)

Captains: Keith Houfek, George Stewart

DATE	OPPONENT	UA/OPP RK	TV	W	L	T	UA	OPP
Sept. 1	at Texas*	6/10	ABC		L		17	23
Sept. 20	OKLAHOMA STATE+	17/NR		W			33	20
Sept. 27	TULSA	15/NR		W			13	10
Oct. 4	TCU*	14/NR		W			44	7
Oct. 11	WICHITA STATE	15/NR		W			27	7
Oct. 25	at Houston*	15/NR			L		17	24
Nov. 1	RICE*+				L		16	17
Nov. 8	at Baylor*	NR/16	NA		L		15	42
Nov. 15	TEXAS A&M (HC)*		ABC	W			27	24
Nov. 22	at SMU*				L		7	31
Nov. 29	TEXAS TECH*+			W			22	16
Dec. 27	vs. Tulane>	NA	W				34	15

\* Southwest Conference game

+ Little Rock, Ark.

> 1980 Hall of Fame Bowl (Birmingham, Ala.)

## 1981 - (8-4, 5-3 SWC - 4th)

16th UPI

Captains: Darryl Mason, Teddy Morris

DATE	OPPONENT	UA/OPP RK	TV	W	L	T	UA	OPP
Sept. 12	TULSA			W			14	10
Sept. 19	NORTHWESTERN+			W			38	7
Sept. 26	at Ole Miss#			W			27	13
Oct. 3	at TCU*	18/NR			L		24	28
Oct. 10	at Texas Tech*		ABC	W			26	14
Oct. 17	TEXAS*	NR/1		W			42	11
Oct. 24	HOUSTON*+	12/NR			L		17	20
Oct. 31	at Rice*	20/NR		W			41	7
Nov. 7	BAYLOR*+	19/NR	ESPN	W			41	39
Nov. 14	at Texas A&M*	16/NR	ABC	W			10	7
Nov. 21	SMU (HC)*	16/6			L		18	32
Dec. 28	vs. N. Carolina>	NR/10	ABC		L		27	31

\* Southwest Conference game

+ Little Rock, Ark.

# Jackson, Miss.

> 1981 Gator Bowl (Jacksonville, Fla.)

## 1982 - (9-2-1, 5-2-1 SWC - 3rd)

9th AP/8th UPI/8th USA Today

Captains: Gary Anderson, Jessie Clark, Richard Richardson, Billy Ray Smith

DATE	OPPONENT	UA/OPP RK	TV	W	L	T	UA	OPP
Sept. 11	TULSA	13/NR		W			38	0
Sept. 18	NAVY+	9/NR		W			29	17
Sept. 25	OLE MISS+	9/NR		W			14	12
Oct. 2	TCU*+	10/NR	TBS	W			35	0
Oct. 9	TEXAS TECH*	9/NR		W			21	3
Oct. 23	at Houston*	6/NR	CBS	W			38	3
Oct. 30	RICE (HC)*	5/NR		W			24	6
Nov. 6	at Baylor*	5/NR			L		17	24
Nov. 13	TEXAS A&M*+	10/NR		W			35	0
Nov. 20	at SMU*	9/2	ABC			T	17	17
Dec. 4	at Texas*	6/12	ABC		L		7	33
Dec. 31	vs. Florida>	14/NR	Mizlou	W			28	24

\* Southwest Conference game

+ Little Rock, Ark.

> 1982 Bluebonnet Bowl (Houston, Texas)

## 1983 - (6-5, 4-4 SWC - 5th)

Captains: Ron Faurot, Mark Mistler, Milton Fields

DATE	OPPONENT	UA/OPP RK	TV	W	L	T	UA	OPP
Sept. 10	TULSA			W			17	14
Sept. 17	NEW MEXICO+			W			17	0
Sept. 24	at Ole Miss#		NA		L		10	13
Oct. 1	at TCU*			W			38	21
Oct. 15	TEXAS*+	NR/2	CBS		L		3	31
Oct. 22	HOUSTON*			W			24	3
Oct. 29	RICE*+			W			35	0
Nov. 5	BAYLOR (HC)*				L		21	24
Nov. 12	at Texas A&M*			L			23	36
Nov. 19	SMU*+	NR/6	ABC		L		0	17
Nov. 26	at Texas Tech*			W			16	13

\* Southwest Conference game

+ Little Rock, Ark.

# Jackson, Miss.



## KEN HATFIELD

6 seasons | 1984-79 | 55-17-1

One of just two Arkansas graduates to serve as head football coach at his alma mater, Ken Hatfield posted a UA-best .760 winning percentage and averaged better than nine wins per season during his six-year tenure. Hatfield led the Razorbacks to a bowl game all six years.

## 1984 - (7-4-1, 5-3 SWC - T-3rd)

Captains: Marcus Elliott, Mark Lee

DATE	OPPONENT	UA/OPP RK	TV	W	L	T	UA	OPP
Sept. 15	OLE MISS+					T	14	14
Sept. 22	TULSA			W			18	9
Sept. 29	NAVY+		ESPN	W			33	10
Oct. 6	TCU*				L		31	32
Oct. 13	TEXAS TECH*+			W			24	0
Oct. 20	at Texas*	NR/3			L		18	24
Oct. 27	at Houston*			W			17	3
Nov. 3	RICE*+			W			28	6
Nov. 10	at Baylor*			W			14	9
Nov. 17	TEXAS A&M (HC)*		Raycom	W			28	0
Nov. 24	at SMU*		ESPN		L		28	31
Dec. 27	vs. Auburn>	NR/11	KATZ	L			15	21

\* Southwest Conference game

+ Little Rock, Ark.

> 1984 Liberty Bowl (Memphis, Tenn.)

## 1985 - (10-2, 6-2 SWC - T-2nd)

12th AP/12th UPI/15th USA Today

Captains: David Bazzel, Greg Lasker, Nick Miller, Andy Upchurch

DATE	OPPONENT	UA/OPP RK	TV	W	L	T	UA	OPP
Sept. 14	at Ole Miss#	14/NR		W			24	19
Sept. 21	TULSA+	14/NR		W			24	0
Sept. 28	NEW MEXICO STATE+	10/NR		W			45	13
Oct. 5	at TCU*	10/NR	Raycom	W			41	0
Oct. 12	at Texas Tech*	6/NR		W			30	7
Oct. 19	TEXAS*	4/NR	ABC		L		13	15
Oct. 26	HOUSTON*+	14/NR	Raycom	W			57	27
Nov. 2	at Rice*	14/NR		W			30	15
Nov. 9	BAYLOR*+	12/11	ABC	W			20	14
Nov. 16	at Texas A&M*	9/NR	ESPN		L		6	10
Nov. 23	SMU (HC)*	18/NR		W			15	9
Dec. 22	vs. Arizona State>	14/NR	LSN	W			18	17

\* Southwest Conference game

+ Little Rock, Ark.

# Jackson, Miss.

> 1985 Holiday Bowl (San Diego, Calif.)

## 1986 - (9-3, 6-2 SWC - T-2nd)

15th AP/16th UPI/17th USA Today

Captains: James Shibest, Derrick Thomas, Theo Young

DATE	OPPONENT	UA/OPP RK	TV	W	L	T	UA	OPP
Sept. 13	OLE MISS+	18/NR		W			21	0
Sept. 20	TULSA	12/NR		W			34	17
Sept. 27	NEW MEXICO STATE+	9/NR		W			42	11
Oct. 4	TCU*	8/NR	Raycom	W			34	17
Oct. 11	TEXAS TECH*	8/NR			L		7	17
Oct. 18	at Texas*	14/NR	ESPN	W			21	14
Oct. 25	at Houston*	14/NR		W			30	13
Nov. 1	RICE (HC)*	13/NR		W			45	14
Nov. 8	at Baylor*	10/NR	Raycom		L		14	29
Nov. 15	TEXAS A&M*+	17/7	ABC	W			14	10
Nov. 22	at SMU*	11/NR		W			41	0
Jan. 1	vs. Oklahoma>	9/3	NBC	L			8	42

\* Southwest Conference game

+ Little Rock, Ark.

> 1987 Orange Bowl (Miami, Fla.)

## 1987 - (9-4, 5-2 SWC - T-2nd)

Captains: Chris Bequette, Tony Cherico, Greg Thomas, Rickey Williams

DATE	OPPONENT	UA/OPP RK	TV	W	L	T	UA	OPP
Sept. 12	at Ole Miss#	13/NR		W			31	10
Sept. 19	TULSA	12/NR	NA	W			30	15
Sept. 26	MIAMI (FLA.)+	10/5	ESPN		L		7	51
Oct. 3	at TCU*			W			20	10
Oct. 10	at Texas Tech*	20/NR		W			31	0
Oct. 17	TEXAS*+	15/NR	ESPN		L		14	16
Oct. 24	HOUSTON*			W			21	17
Oct. 31	at Rice*		NA	W			38	14
Nov. 7	BAYLOR (HC)*			W			10	7
Nov. 14	at Texas A&M*	20/19			L		0	14
Nov. 28	NEW MEXICO+			W			43	25
Dec. 5	at Hawaii		ESPN	W			38	20
Dec. 29	vs. Georgia>	NR/15	Raycom		L		17	20

\* Southwest Conference game

+ Little Rock, Ark.

# Jackson, Miss.

> 1987 Liberty Bowl (Memphis, Tenn.)

## 1988 - (10-2, 7-0 SWC - 1st)

SWC CHAMPION - 12th AP/13th UPI/14th USA Today

Captains: Steve Atwater, John Bland, Odis Lloyd, Kerry Owens

DATE	OPPONENT	UA/OPP RK	TV	W	L	T	UA	OPP
Sept. 3	PACIFIC (CALIF.)+			W			63	14
Sept. 10	TULSA			W			30	26
Sept. 17	OLE MISS+			W			21	13
Oct. 1	TCU*		Raycom	W			53	10
Oct. 8	TEXAS TECH*+	20/NR		W			31	10
Oct. 15	at Texas*	17/NR	HSE	W			27	24
Oct. 22	at Houston*	13/NR	Raycom	W			26	21
Oct. 29	RICE*+	11/NR		W			21	14
Nov. 5	at Baylor*	11/NR	HSE	W			33	3
Nov. 12	TEXAS A&M (HC)*	11/NR	HSE	W			25	20
Nov. 26	at Miami (Fla.)	8/3	CBS		L		16	18
Jan. 2	vs. UCLA>	8/9	CBS		L		3	17

\* Southwest Conference game

+ Little Rock, Ark.

> 1989 Cotton Bowl (Dallas, Texas)

## 1989 - (10-2, 7-1 SWC - 1st)

SWC CHAMPION - 13th AP/13th UPI/13th USA Today

Captains: Anthony Cooney, Elbert Crawford, Tim Horton, Michael Shepherd

DATE	OPPONENT	UA/OPP RK	TV	W	L	T	UA	OPP
Sept. 16	TULSA	9/NR		W			26	7
Sept. 23	at Ole Miss#	8/NR		W			24	7
Sept. 30	TEXAS-EL PASO+	8/NR		W			39	7
Oct. 7	at TCU*	7/NR		W			41	19
Oct. 14	at Texas Tech*	7/NR		W			45	13
Oct. 21	TEXAS*	7/NR	Raycom		L		20	24
Oct. 28	HOUSTON*+	18/12		W			45	39
Nov. 4	at Rice*	11/NR	Raycom	W			38	17
Nov. 11	BAYLOR (HC)*	10/NR	ESPN	W			19	10
Nov. 24	at Texas A&M*	9/14	CBS	W			23	22
Dec. 2	SMU*+	9/NR		W			38	24
Jan. 1	vs. Tennessee>	10/8	CBS		L		27	31

\* Southwest Conference game

+ Little Rock, Ark.

# Jackson, Miss.

> 1990 Cotton Bowl (Dallas, Texas)



## JACK CROWE

2+ seasons | 1990-92 | 9-15

Arkansas' final head coach of the Southwest Conference era, Jack Crowe directed the Razorbacks to a 14-13 win in their last meeting with rival Texas as league foes and an Independence Bowl berth in 1991.

## 1990 - (3-8, 1-7 SWC - 8th)

Captains: Quinn Grovey, Chad Rolan

DATE	OPPONENT	UA
------	----------	----

# SEASON-BY-SEASON RESULTS



## 1991 - (6-6, 5-3 SWC - T-2nd)

Captains: Kirk Collins, Mark Henry

DATE	OPPONENT	UA/OPP RK	TV	W	L	T	UA	OPP
Aug. 31	MIAMI (FLA.)+	NR/3	ABC	L	3	31	6	31
Sept. 7	SMU*+			W	17	6		
Sept. 21	LOUISIANA-LAFAYETTE			W	9	7		
Sept. 28	at Ole Miss#			L	17	24		
Oct. 5	at TCU*			W	22	21		
Oct. 12	HOUSTON (HC)*			W	29	17		
Oct. 19	TEXAS*+	25/NR	Raycom	W	14	13		
Nov. 2	BAYLOR*	24/21	ABC	L	5	9		
Nov. 9	at Texas Tech*			L	21	38		
Nov. 16	at Texas A&M*	NR/13	ESPN	L	3	13		
Nov. 23	RICE*+			W	20	0		
Dec. 29	vs. Georgia>	NR/24	ABC	L	15	24		

\* Southwest Conference game

+ Little Rock, Ark.

# Jackson, Miss.

> 1991 Independence Bowl (Shreveport, La.)

## ARKANSAS JOINS SOUTHEASTERN CONFERENCE

## 1992 - (3-7-1, 3-4-1 SEC - 4th/West)

Captains: Darwin Ireland, E.D. Jackson, Owen Kelly

DATE	OPPONENT	UA/OPP RK	TV	W	L	T	UA	OPP
Sept. 5	THE CITADEL			L	3	10		



### JOE KINES

1 season | 1992 | 3-6-1

Named interim head coach after the first game of the 1992 season, Joe Kines' 10-game tenure included Arkansas' first Southeastern Conference win and the Razorbacks' first win at Tennessee.

DATE	OPPONENT	UA/OPP RK	TV	W	L	T	UA	OPP
Sept. 12	at South Carolina*			W	45	7		
Sept. 19	ALABAMA*+	NR/9		L	11	38		
Sept. 26	at Memphis			L	6	22		
Oct. 3	GEORGIA (HC)*	NR/16	JP	L	3	27		
Oct. 10	at Tennessee*	NR/4	JP	W	25	24		
Oct. 17	OLE MISS*+			L	3	17		
Oct. 31	at Auburn*			T	24	24		
Nov. 7	at Mississippi State*	NR/19	JP	L	3	10		
Nov. 21	SMU*			L	19	24		
Nov. 27	LSU*	ESPN	W	30	6			

\* Southeastern Conference game

+ Little Rock, Ark.



### DANNY FORD

5 seasons | 1993-97 | 26-30-1

The architect of Clemson's 1981 national championship, Danny Ford directed Arkansas to its first Southeastern Conference Western Division title and first SEC championship game appearance in 1995. His tenure included two on-the-field wins at Alabama, his alma mater, and another win over the Crimson Tide by NCAA sanction.

## 1993 - (6-4-1, 4-3-1 SEC - 2nd/West)

Captains: Kirk Botkin, Tyrone Chatman

DATE	OPPONENT	UA/OPP RK	TV	W	L	T	UA	OPP
Sept. 4	at SMU			W	10	6		
Sept. 11	SOUTH CAROLINA*	NR/19	W	18	17			
Sept. 18	at Alabama@	NR/2	JP	W	3	43		
Sept. 25	MEMPHIS+			L	0	6		
Oct. 2	at Georgia*			W	20	10		
Oct. 9	TENNESSEE*+	NR/11	JP	L	14	28		
Oct. 16	at Ole Miss*#		JP	L	0	19		
Oct. 30	AUBURN (HC)*			L	21	31		
Nov. 6	MISSISSIPPI STATE*+			T	13	13		
Nov. 13	TULSA		W	24	11			
Nov. 27	at LSU*	ESPN	W	42	24			

\* Southeastern Conference game

+ Little Rock, Ark.

# Jackson, Miss.

@ Arkansas victory by NCAA-imposed forfeit

NOTE: SEC Western Division championship vacated by Alabama per NCAA sanction in 1993.

## 1994 - (4-7, 2-6 SEC - T-4th/West)

Captains: Jason Allen, Willie Johnson

DATE	OPPONENT	UA/OPP RK	TV	W	L	T	UA	OPP
Sept. 3	SMU*			W	34	14		
Sept. 10	at South Carolina*			L	0	14		
Sept. 17	ALABAMA*	NR/12	ABC	L	6	13		
Sept. 25	at Memphis			L	15	16		
Oct. 1	VANDERBILT*+			W	42	6		
Oct. 8	at Tennessee*			L	21	38		
Oct. 15	OLE MISS (HC)*			W	31	7		
Oct. 29	at Auburn*	NR/4	JP	L	14	31		
Nov. 5	at Mississippi State*	NR/24	JP	L	7	17		
Nov. 12	NORTHERN ILLINOIS		W	30	27			
Nov. 26	LSU*+		L	12	30			

\* Southeastern Conference game

+ Little Rock, Ark.

## 1995 - (8-5, 6-2 SEC - 1st/West)

SEC WESTERN DIVISION CHAMPION

Captains: Steve Conley, Barry Lunney Jr.

DATE	OPPONENT	UA/OPP RK	TV	W	L	T	UA	OPP
Sept. 2	at SMU			L	14	17		
Sept. 9	SOUTH CAROLINA*			W	51	21		
Sept. 16	at Alabama*	NR/13	JP	W	20	19		
Sept. 23	MEMPHIS+			W	27	20		
Sept. 30	at Vanderbilt*	23/NR	W	35	7			
Oct. 7	TENNESSEE (HC)*	18/10		L	31	49		
Oct. 14	at Ole Miss*#			W	13	6		
Oct. 28	AUBURN*+	NR/11	ESPN	W	30	28		
Nov. 4	MISSISSIPPI STATE*+	18/NR	JP	W	26	21		
Nov. 11	LOUISIANA-LAFAYETTE	15/NR	W	24	13			
Nov. 18	at LSU*	14/NR	ABC	L	0	28		
Dec. 2	vs. Florida<	23/2	ABC	L	3	34		
Dec. 30	vs. North Carolina>	24/NR	TBS	L	10	20		

\* Southeastern Conference

+ Little Rock, Ark.

# Memphis, Tenn.

< 1995 SEC Championship Game (Atlanta, Ga.)

> 1995 CarQuest Bowl (Miami, Fla.)

## 1996 - (4-7, 2-6 SEC - 5th/West)

Captains: Scott Rivers, Mark Smith

DATE	OPPONENT	UA/OPP RK	TV	W	L	T	UA	OPP
Sept. 7	SMU			L	10	23		
Sept. 21	ALABAMA*+	NR/13	JP	L	7	17		
Sept. 28	LOUISIANA-MONROE		W	38	21			
Oct. 5	FLORIDA*	NR/1	JP	L	7	42		
Oct. 12	LOUISIANA TECH*+			W	38	21		
Oct. 19	at South Carolina*			L	17	23		
Nov. 2	at Auburn*	ESPN2	L	7	28			
Nov. 9	OLE MISS (HC)*		W	13	7			
Nov. 16	at Tennessee*	NR/12	JP	L	14	55		
Nov. 23	at Mississippi State*		W	(OT)	16	13		
Nov. 29	LSU*+	NR/19	CBS	L	7	17		

\* Southeastern Conference game

+ Little Rock, Ark.

## 1997 - (4-7, 2-6 SEC - T-5th/West)

Captains: Ken Anderson, Anthony Eubanks

DATE	OPPONENT	UA/OPP RK	TV	W	L	T	UA	OPP
Sept. 6	LOUISIANA-MONROE		W	28	16			
Sept. 13	vs. SMU#		L	9	31			
Sept. 20	at Alabama*	NR/11	JP	W	17	16		
Sept. 27	LOUISIANA TECH+			W	17	13		
Oct. 4	at Florida*	NR/1	ESPN2	L	7	56		
Oct. 18	SOUTH CAROLINA*+			L	13	39		
Oct. 25	AUBURN (HC)*	NR/11	ESPN2	L	21	26		
Nov. 6	at Ole Miss*+		ESPN	L	9	19		
Nov. 15	TENNESSEE*+	NR/5	ESPN2	L	22	30		
Nov. 22	MISSISSIPPI STATE*	NR/14	W	17	7			
Nov. 28	at LSU*	NR/17	CBS	L	21	31		

\* Southeastern Conference game

+ Little Rock, Ark.

# Shreveport, La.



### HOUSTON NUTT

10 seasons | 1998-2007 | 75-48

Houston Nutt was the third Arkansas head coach to take the Razorbacks to a bowl game in each of his first six seasons. He led the Hogs to three SEC Western Division crowns, eight bowl games, two bowl victories, three final national rankings and four nine-win seasons. Nutt's 8-0 start in 1998 marked the best debut ever for a UA head coach and helped UA reach its first New Year's Day game since 1990. In 2001 and 2006, Nutt was voted SEC Coach of the Year by the Associated Press and league coaches.

## 1998 - (9-3, 6-2 SEC - T-1st/West)

SEC WESTERN DIVISION CO-CHAMPION - 16th AP/17th USA Today

Captains: Brandon Burlsworth, Grant Garrett, Ryan Hale, Madre Hill

DATE	OPPONENT	UA/OPP RK	TV	W	L	T	UA	OPP
Sept. 5	LOUISIANA-LAFAYETTE		W	38	17			
Sept. 19	SMU+			W	44	17		
Sept. 26	ALABAMA*	NR/22	ESPN2	W	42	6		
Oct. 3	KENTUCKY*+	22/NR	ESPN2	W	27	20		
Oct. 10	at Memphis	20/NR	FX	W	23	9		
Oct. 17	at South Carolina*	17/NR	W	41	28			
Oct. 31	at Auburn*	14/NR	W	24	21			
Nov. 7	OLE MISS (HC)*	11/NR	JP	W	34	0		
Nov. 14	at Tennessee*	10/1	CBS	L	24	28		
Nov. 21	at Mississippi State*	9/NR	JP	L	21	22		
Nov. 27	LSU*+	13/NR	CBS	W	41	14		
Jan. 1	vs. Michigan>	11/15	ABC	L	31	45		

\* Southeastern Conference game

+ Little Rock, Ark.

> 1999 Florida Citrus Bowl (Orlando, Fla.)

## 1999 - (8-4, 4-4 SEC - T-3rd/West)

17th AP/19th USA Today

Captains: David Barrett, Kenoy Kennedy, Anthony Lucas, Clint Stoerner

DATE	OPPONENT	UA/OPP RK	TV	W	L	T	UA	OPP
Sept. 4	at SMU	18/NR	W	26	0			
Sept. 18	LOUISIANA-MONROE+	15/NR	W	44	6			
Sept. 25	at Alabama*	14/NR	CBS	L	28	35		
Oct. 2	at Kentucky*	20/NR	L	20	31			
Oct. 9	MIDDLE TENNESSEE ST.		W	58	6			
Oct. 16	SOUTH CAROLINA*+		W	48	14			
Oct. 30	AUBURN (HC)*		JP	W	34	10		
Nov. 6	at Ole Miss*	NR/23	ESPN2	L	16	38		
Nov. 13	TENNESSEE*	NR/3	JP	W	28	24		
Nov. 20	MISSISSIPPI STATE*+	22/12	ESPN2	W	14	9		
Nov. 26	at LSU*	17/NR	CBS	L	10	35		
Jan. 1	vs. Texas>	24/14	Fox	W	27	6		

\* Southeastern Conference game

+ Little Rock, Ark.

> 2000 Cotton Bowl (Dallas, Texas)

## 2000 - (6-6, 3-5 SEC - T-5th/West)

Captains: Quinton Caver, Randy Garner, Michael Snowden, Rod Stinson

DATE	OPPONENT	UA/OPP RK	TV	W	L	T	UA	OPP
Sept								



# SEASON-BY-SEASON RESULTS

## 2001 - (7-5, 4-4 SEC - T-3rd/West)

Captains: Curt Davis, Carlos Hall, Kenny Sandlin, LaZerius White

DATE	OPPONENT	UA/OPP RK	TV	W	L	T	UA	OPP
Aug. 30	UNLV+		ESPN	W			14	10
Sept. 8	TENNESSEE*	NR/8	ESPN2	L			3	13
Sept. 22	at Alabama*		CBS	L			10	31
Sept. 29	at Georgia*		ESPN2	L			23	34
Oct. 6	WEBER ST.			W			42	19
Oct. 13	SOUTH CAROLINA*+	NR/9	CBS	W			10	7
Oct. 27	AUBURN*	NR/17	JP	W			42	17
Nov. 3	at Ole Miss*		ESPN2	W		(7 OT)	58	56
Nov. 10	UCF (HC)			W			27	20
Nov. 17	MISSISSIPPI STATE*			W			24	21
Nov. 23	at LSU*	24/NR	CBS	L			38	41
Jan. 1	vs. Oklahoma>	NR/10	Fox	L			3	10

\* Southeastern Conference game  
 + Little Rock, Ark.  
 > 2002 Cotton Bowl (Dallas, Texas)

## 2002 - (9-5, 5-3 SEC - T-1st/West)

### SEC WESTERN DIVISION CO-CHAMPION

Captains: Richie Butler, Chuck Nalley, Sparky Hamilton, Raymond House, Fred Talley, Gavin Walls

DATE	OPPONENT	UA/OPP RK	TV	W	L	T	UA	OPP
Sept. 7	BOISE STATE			W			41	14
Sept. 14	SOUTH FLORIDA+			W			42	3
Sept. 28	ALABAMA*		ESPN	L			12	30
Oct. 5	at Tennessee*	NR/10	ESPN	L		(6 OT)	38	41
Oct. 12	at Auburn*	NR/24	JP	W			38	17
Oct. 19	KENTUCKY*			L			17	29
Oct. 26	OLE MISS (HC)*			W			48	28
Nov. 2	TROY+			W			23	0
Nov. 9	at South Carolina*		JP	W			23	0
Nov. 16	LOUISIANA-LAFAYETTE			W			24	17
Nov. 23	at Mississippi State*			W			26	19
Nov. 29	LSU*+	NR/18	CBS	W			21	20
Dec. 7	vs. Georgia<	22/4	CBS	L			3	30
Dec. 30	vs. Minnesota>		ESPN	L			14	29

\* Southeastern Conference game  
 + Little Rock, Ark.  
 < 2002 SEC Championship Game (Atlanta, Ga.)  
 > 2002 Gaylord Hotels Music City Bowl (Nashville, Tenn.)

## 2003 - (9-4, 4-4 SEC - 4th/West)

Captains: Jimmy Beasley, Tony Bua, Bo Lacy, Caleb Miller, Justin Scott, George Wilson

DATE	OPPONENT	UA/OPP RK	TV	W	L	T	UA	OPP
Sept. 6	TULSA			W			45	13
Sept. 13	at Texas	NR/5	ABC	W			38	28
Sept. 20	NORTH TEXAS+	14/NR		W			31	7
Sept. 27	at Alabama*	9/NR	CBS	W		(2 OT)	34	31
Oct. 11	AUBURN (HC)*	7/NR	JP	L			3	10
Oct. 18	FLORIDA*	11/NR	CBS	L			28	33
Oct. 25	at Ole Miss*	21/NR	ESPN2	L			7	19
Nov. 1	at Kentucky*		ESPN2	W		(7 OT)	71	63
Nov. 6	SOUTH CAROLINA*+		ESPN	W			28	6
Nov. 15	NEW MEXICO STATE			W			48	20
Nov. 22	MISSISSIPPI STATE*			W			52	6
Nov. 28	at LSU*	NR/3	CBS	L			24	55
Dec. 31	vs. Missouri>		ESPN	W			27	14

\* Southeastern Conference game  
 + Little Rock, Ark.  
 > 2003 Mainstay Independence Bowl (Shreveport, La.)

## 2004 - (5-6, 3-5 SEC - T-3rd/West)

Captains: DeCori Birmingham, Arrión Dixon, Steven Harris, Jeb Huckeba, Matt Jones, Marcus Whitmore

DATE	OPPONENT	UA/OPP RK	TV	W	L	T	UA	OPP
Sept. 4	NEW MEXICO STATE			W			63	13
Sept. 11	TEXAS	NR/7	ESPN	L			20	22
Sept. 18	LOUISIANA-MONROE+			W			49	20
Sept. 25	ALABAMA*		CBS	W			27	10
Oct. 2	at Florida*	NR/16	CBS	L			30	45
Oct. 16	at Auburn*	NR/4	CBS	L			20	38
Oct. 23	GEORGIA (HC)*	NR/6	ESPN2	L			14	20
Nov. 6	at South Carolina*		JP	L			32	35
Nov. 13	OLE MISS*		JP	W			35	3
Nov. 20	at Mississippi State*			W			24	21
Nov. 26	LSU*+	NR/14	CBS	L			14	43

\* Southeastern Conference game  
 + Little Rock, Ark.

## 2005 - (4-7, 2-6 SEC - 4th/West)

Captains: Pierre Brown, Kyle Dickerson, Brandon Kennedy, Kyle Roper, Vickiel Vaughn

DATE	OPPONENT	UA/OPP RK	TV	W	L	T	UA	OPP
Sept. 3	MISSOURI STATE			W			49	17
Sept. 10	VANDERBILT*			L			24	28
Sept. 17	at Southern California*	NR/1	FSN	L			17	70
Sept. 24	at Alabama*^		JP	L			13	24
Oct. 8	LOUISIANA-MONROE+			W			44	15
Oct. 15	AUBURN*	NR/21		L			17	34
Oct. 22	at Georgia*	NR/4	JP	L			20	23
Nov. 5	SOUTH CAROLINA (HC)*		JP	L			10	14
Nov. 12	at Ole Miss*			W			28	17
Nov. 19	MISSISSIPPI STATE*+			W			44	10
Nov. 25	at LSU*	NR/3	CBS	L			17	19

+ Little Rock, Ark.  
 \* Southeastern Conference game  
 ^ USC and Alabama later vacated wins due to NCAA Committee on Infractions penalty

## 2006 - (10-4, 7-1 SEC - 1st/West)

15th AP/16th USA Today

Captains: Keith Jackson, Sam Olajubu, Desmond Sims, Zac Tubbs, Tony Ugho, Darius Vinnett

DATE	OPPONENT	UA/OPP RK	TV	W	L	T	UA	OPP
Sept. 2	SOUTHERN CALIFORNIA	NR/6	ESPN	L			14	50
Sept. 9	UTAH STATE			W			20	0
Sept. 16	at Vanderbilt*		LFS	W			21	19
Sept. 23	ALABAMA*	NR/22	CBS	W		(2 OT)	24	23
Oct. 7	at Auburn*	NR/2	CBS	W			27	10
Oct. 14	SE MISSOURI ST. (HC)	17/NR		W			63	7
Oct. 21	OLE MISS*	15/NR	LFS	W			38	3
Oct. 28	LOUISIANA-MONROE+	13/NR	ESPNU	W			44	10
Nov. 4	at South Carolina*	12/NR	ESPN	W			26	20
Nov. 11	TENNESSEE*	11/3	ESPN2	W			31	14
Nov. 18	at Mississippi State*	5/NR		W			28	14
Nov. 24	LSU*+	5/9	CBS	L			26	31
Dec. 2	vs. Florida<	8/4	CBS	L			28	38
Jan. 1	vs. Wisconsin>	12/6	ABC	L			14	17

\* Southeastern Conference game  
 + Little Rock, Ark.  
 < 2006 SEC Championship Game (Atlanta, Ga.)  
 > 2007 Capital One Bowl (Orlando, Fla.)

## 2007 - (8-5, 4-4 SEC - T-3rd/West)

Captains: Weston Dacus, Marcus Harrison, Robert Johnson, Marcus Monk, Mattered Richardson, Kevin Woods

DATE	OPPONENT	UA/OPP RK	TV	W	L	T	UA	OPP
Sept. 1	TROY	21/NR		W			46	26
Sept. 15	at Alabama*^	16/NR	ESPN	L			38	41
Sept. 22	KENTUCKY*	NR/21	ESPN2	L			29	42
Sept. 29	NORTH TEXAS			W			66	7
Oct. 6	CHATTAHOOGA+			W			34	15
Oct. 13	AUBURN*	NR/22	ESPN	L			7	9
Oct. 20	at Ole Miss*			W			44	8
Oct. 27	FIU (HC)			W			58	10
Nov. 3	SOUTH CAROLINA*	NR/23	ESPN2	W			48	36
Nov. 10	at Tennessee*	NR/22	LFS	L			13	34
Nov. 17	MISSISSIPPI STATE*+			W			45	31
Nov. 23	at LSU*	NR/1	CBS	W		(3 OT)	50	48
Jan. 1	Missouri-&	25/7	FOX	L			7	38

\* Southeastern Conference game  
 + Little Rock, Ark.  
 > 2008 Cotton Bowl (Dallas, Texas)  
 & Reggie Herring served as interim head coach  
 ^ Alabama later vacated win due to NCAA Committee on Infractions penalty



# BOBBY PETRINO

4 seasons | 2008-11 | 34-17

Bobby Petrino was introduced as the head coach of the Razorbacks on Dec. 11, 2007. In just his third season, he led Arkansas to the first BCS game in school history against Ohio State in the Allstate Sugar Bowl. In his final season, he took the Razorbacks to a school-record-tying 11 wins and the first top-five AP finish since 1977.

## 2008 - (5-7, 2-6 SEC - T-4th/West)

Captains: Casey Dick, Jonathan Luigs, Jamar Love, Malcolm Sheppard

DATE	OPPONENT	UA/OPP RK	TV	W	L	T	UA	OPP
Aug. 30	WESTERN ILLINOIS			W			28	24
Sept. 6	LOUISIANA-MONROE+		RSP	W			28	27
Sept. 20	ALABAMA*	NR/9	Raycom	L			14	49
Sept. 27	at Texas	NR/7	ABC	L			10	52
Oct. 4	FLORIDA*	NR/12	Raycom	L			7	38
Oct. 11	at Auburn*	NR/20	RSP	W			25	22
Oct. 18	at Kentucky*		ESPN	L			20	21
Oct. 25	OLE MISS*		RSP	L			21	23
Nov. 1	TULSA (HC)	NR/19	RSP	W			30	23
Nov. 8	at South Carolina*		ESPN	L			21	34
Nov. 22	at Mississippi State*			L			28	31
Nov. 28	LSU*+		CBS	W			31	30

\* Southeastern Conference game  
 + Little Rock, Ark.

## 2009 - (8-5, 3-5 SEC - T-4th/West)

Captains: Adrian Davis, Wendel Davis, DeMarcus Love, Ryan Mallett, Malcolm Sheppard, Michael Smith

DATE	OPPONENT	UA/OPP RK	TV	W	L	T	UA	OPP
Sept. 5	MISSOURI STATE+		RSP	W			48	10
Sept. 19	GEORGIA*	NR/23	ESPN	L			41	52
Sept. 26	at Alabama*	NR/3	CBS	L			7	35
Oct. 3	vs. Texas A&M*		ESPN2	W			47	19
Oct. 10	AUBURN*	NR/17	ESPN	W			44	23
Oct. 17	at Florida*	NR/1	CBS	L			20	23
Oct. 24	at Ole Miss*		SEC-R	L			17	30
Oct. 31	EASTERN MICHIGAN (HC)		ESPNU	W			63	27
Nov. 7	South Carolina*		SEC-R	W			33	16
Nov. 14	TROY		CSS	W			56	20
Nov. 21	MISSISSIPPI STATE*+		SEC-R	W			42	21
Nov. 28	at LSU*	NR/17	ESPN	L		(OT)	30	33
Jan. 2	vs. East Carolina>		ESPN	W		(OT)	20	17

\* Southeastern Conference game  
 + Little Rock, Ark.  
 ^ Arlington, Texas  
 > 2010 Liberty Bowl (Memphis, Tenn.)

## 2010 - (10-3, 6-2 SEC - T-2nd/West)

12th AP/12th USA Today

Captains: Jake Bequette, Ramon Broadway, Jerry Franklin, DeMarcus Love, Ryan Mallett, D.J. Williams

DATE	OPPONENT	UA/OPP RK	TV	W	L	T	UA	OPP
Sept. 4	Tennessee Tech	17/NR	RSP	W			44	3
Sept. 11	LOUISIANA-MONROE+	14/NR	FSN	W			31	7
Sept. 18	at Georgia*	12/NR	ESPN	W			31	24
Sept. 25	ALABAMA*	10/1	CBS	L			20	24
Oct. 9	vs. Texas A&M*	11/NR	ABC	W			24	17
Oct. 16	at Auburn*	12/7	CBS	L			43	65
Oct. 23	OLE MISS*	21/NR	SEC-R	W			38	24
Oct. 30								

# SEASON-BY-SEASON RESULTS



## 2011 - (11-2, 6-2 SEC - 3rd/West)

5th AP/5th USA Today

Captains: Jake Bequette, Knile Davis, Jerry Franklin, Jerico Nelson, Tyler Wilson, Jarius Wright

DATE	OPPONENT	UA/OPP RK	TV	W	L	T	UA	OPP
Sept. 3	MISSOURI STATE	15/NR	RSP	W			51	7
Sept. 10	NEW MEXICO+	14/NR	ESPN	W			52	3
Sept. 17	TROY	14/NR	CSS	W			38	28
Sept. 24	at Alabama*	14/3	CBS		L		14	38
Oct. 1	vs. Texas A&M^	18/14	ESPN	W			42	38
Oct. 8	AUBURN*	10/15	ESPN	W			38	14
Oct. 22	at Ole Miss*	10/NR	SEC-R	W			29	24
Oct. 29	at Vanderbilt*	8/NR	SEC-R	W			31	28
Nov. 5	SOUTH CAROLINA (HC)*	8/10	ESPN	W			44	28
Nov. 12	TENNESSEE*	8/NR	ESPN2	W			49	7
Nov. 19	MISSISSIPPI STATE*+	6/NR	CBS	W			44	17
Nov. 25	at LSU*	3/1	CBS		L		17	41
Jan. 7	vs. Kansas State>	7/11	FOX	W			29	16

\* Southeastern Conference game  
+ Little Rock, Ark.  
^ Arlington, Texas  
> 2012 Cotton Bowl (Arlington, Texas)



**JOHN L. SMITH**  
1 season | 2012 | 4-8

On April 23, 2012, John L. Smith returned to Arkansas as the Razorbacks' head coach for the 2012 season. Smith, who was an assistant at Arkansas from 2009-11, was named a head coach for the sixth time in his career after stops at Idaho, Utah State, Louisville, Michigan State and Weber State.

## 2012 - (4-8, 2-6 SEC - 6th/West)

Captains: Alfred Davis, Knile Davis, Alonzo Highsmith, Travis Swanson, Tyler Wilson, Tenarius Wright

DATE	OPPONENT	UA/OPP RK	TV	W	L	T	UA	OPP
Sept. 1	JACKSONVILLE ST.	10/NR	PPV	W			49	24
Sept. 8	LOUISIANA-MONROE+	8/NR	ESPN		L	(OT)	31	34
Sept. 15	ALABAMA*	NR/1	CBS		L		0	52
Sept. 22	RUTGERS	ESPNU		L			26	35
Sept. 29	at Texas A&M*	SEC-R		L			10	58
Oct. 6	at Auburn*	ESPN2	W				24	7
Oct. 13	KENTUCKY*	FSN	W				49	7
Oct. 27	OLE MISS*+	SEC-R		L			27	30
Nov. 3	TULSA (HC)	SEC-R	W				19	15
Nov. 10	at South Carolina*	NR/12	CBS		L		20	38
Nov. 17	at Mississippi State*	SEC-R		L			14	45
Nov. 23	LSU*	NR/8	CBS		L		13	20

\* Southeastern Conference game  
+ Little Rock, Ark.



**BRET BIELEMA**  
4 seasons | 2013-Present | 25-26

On Dec. 4, 2012 the University of Arkansas captivated the world of college football by naming Bret Bielema the 32nd head coach in Razorback history. Bielema, who had spent seven years at Wisconsin, represented the three qualities Arkansas was looking for: a leader of young men who holds student-athletes academically responsible and a coach who has a proven record of winning championships.

## 2013 - (3-9, 0-8 SEC - 7th/West)

Captains: Kiero Small, Travis Swanson, Chris Smith, Robert Thomas

DATE	OPPONENT	UA/OPP RK	TV	W	L	T	UA	OPP
Aug. 31	LOUISIANA-LAFAYETTE	FSN	W				34	14
Sept. 7	SAMFORD+	PPV	W				31	21
Sept. 14	SOUTHERN MISS	SEC-R	W				24	3
Sept. 21	at Rutgers	ESPN		L			24	28
Sept. 28	TEXAS A&M*	NR/10	ESPN2		L		33	45
Oct. 5	at Florida*	NR/18	ESPN2		L		10	30
Oct. 12	SOUTH CAROLINA (HC)*	NR/14	SEC-R		L		7	52
Oct. 19	at Alabama*	NR/1	ESPN		L		0	52
Nov. 2	AUBURN*	NR/8	ESPN2		L		17	35
Nov. 9	at Ole Miss*	SEC-R		L			24	34
Nov. 23	MISSISSIPPI STATE*+	SEC-R		L	(OT)		17	24
Nov. 29	at LSU*	NR/15	CBS		L		27	31

\* Southeastern Conference game  
+ Little Rock, Ark.

## 2014 - (7-6, 2-6 SEC - 7th/West)

Captains: Brandon Allen, Brey Cook, Trey Flowers, Alan Turner

DATE	OPPONENT	UA/OPP RK	TV	W	L	T	UA	OPP
Aug. 30	at Auburn*	NR/6	SECN		L		21	45
Sept. 6	NICHOLLS	SECN-Alt	W				73	7
Sept. 13	at Texas Tech	ABC	W				49	28
Sept. 20	NORTHERN ILLINOIS	ESPNU	W				52	14
Sept. 27	vs. Texas A&M**	NR/6	CBS		L	(OT)	28	35
Oct. 11	ALABAMA*	NR/7	ESPN2		L		13	14
Oct. 18	GEORGIA*+	NR/10	SECN		L		32	45
Oct. 25	UAB (HC)	SECN	W				45	17
Nov. 1	at Mississippi State*	NR/1	ESPN2		L		10	17
Nov. 15	LSU*	NR/20	ESPN2		W		17	0
Nov. 22	OLE MISS*	NR/8	CBS		W		30	0
Nov. 28	at Missouri*	NR/17	CBS		L		14	21
Dec. 29	vs. Texas>	ESPN	W				31	7

\* Southeastern Conference game  
+ Little Rock, Ark.  
^ Arlington, Texas  
> 2014 AdvoCare V100 Texas Bowl (Houston, Texas)

## 2015 - (8-5, 5-3 SEC - 3rd/West)

Captains: Brandon Allen, Jonathan Williams, Brooks Ellis, JaMichael Winston

DATE	OPPONENT	UA/OPP RK	TV	W	L	T	UA	OPP
Sept. 5	UTEP	18/NR	ESPNU	W			48	13
Sept. 12	TOLEDO+	18/NR	SECN-Alt		L		12	16
Sept. 19	TEXAS TECH	ESPN2		L			24	35
Sept. 26	vs. Texas A&M**	NR/14	ESPN		L	(OT)	21	28
Oct. 3	at Tennessee*	ESPN2	W				24	20
Oct. 10	at Alabama*	NR/8	ESPN		L		14	27
Oct. 24	AUBURN*	SECN	W			(4 OT)	54	46
Oct. 31	UT MARTIN	SECN	W				63	28
Nov. 7	at Ole Miss*	NR/18	CBS		W	(OT)	53	52
Nov. 14	at LSU*	NR/9	ESPN		W		31	14
Nov. 21	MISSISSIPPI STATE*	ESPN		L			50	51
Nov. 27	MISSOURI*	CBS	W				28	3
Jan. 2	vs. Kansas State>	ESPN	W				45	23

\* Southeastern Conference game  
+ Little Rock, Ark.  
^ Arlington, Texas  
> 2016 Autozone Liberty Bowl (Memphis, Tenn)

## 2016 - (7-6, 3-5 SEC - T-5th/West)

Captains: Brooks Ellis, Dan Skipper, Kody Walker, Deatrich Wise Jr.

DATE	OPPONENT	UA/OPP RK	TV	W	L	T	UA	OPP
Sept. 3	LOUISIANA TECH	SECN	W				21	20
Sept. 10	at TCU	NR/15	ESPN		W	(2 OT)	41	38
Sept. 17	TEXAS STATE	24/NR	SECN-Alt	W			42	3
Sept. 24	vs. Texas A&M**	17/10	ESPN		L		24	45
Oct. 1	ALCORN STATE+	20/NR	SECN-Alt	W			52	10
Oct. 8	ALABAMA*	16/1	ESPN		L		30	49
Oct. 15	OLE MISS*	22/12	ESPN		W		34	30
Oct. 22	at Auburn*	17/21	ESPN		L		3	56
Nov. 5	FLORIDA*	NR/11	CBS		W		31	10
Nov. 12	LSU*	25/24	ESPN		L		10	38
Nov. 18	at Mississippi State*	ESPNU	W				58	42
Nov. 25	at Missouri*	CBS		L			24	28
Dec. 29	vs. Virginia Tech>	NR/22	ESPN		L		24	35

\* Southeastern Conference game  
+ Little Rock, Ark.  
^ Arlington, Texas  
> 2016 Belk Bowl (Charlotte, N.C.)



# AGAINST 2017 OPPONENTS

## TCU

Arkansas leads the series 44-23-2

DATE	UA/OPP	RNK	SITE	RESULT
Oct. 16, 1920			Fayetteville, Ark.	L, 19-2
Nov. 24, 1921			Fort Worth, Texas	L, 19-14
Nov. 27, 1924			Fayetteville, Ark.	W, 20-0
Nov. 14, 1925			Fort Worth, Texas	L, 3-0
Nov. 12, 1926			Fayetteville, Ark.	L, 10-7
Nov. 5, 1927			Fort Worth, Texas	W, 10-3
Oct. 11, 1930			Fort Worth, Texas	L, 40-0
Oct. 31, 1931			Fayetteville, Ark.	L, 7-0
Oct. 8, 1932			Fort Worth, Texas	L, 34-12
Oct. 7, 1933			Fayetteville, Ark.	W, 13-0
Oct. 6, 1934			Fort Worth, Texas	W, 24-10
Oct. 5, 1935			Fayetteville, Ark.	L, 13-7
Oct. 3, 1936			Fort Worth, Texas	L, 18-14
Oct. 2, 1937			Fayetteville, Ark.	T, 7-7
Oct. 1, 1938			Fort Worth, Texas	L, 21-14
Oct. 7, 1939			Fayetteville, Ark.	W, 14-13
Oct. 5, 1940			Fort Worth, Texas	L, 20-0
Oct. 4, 1941			Fayetteville, Ark.	L, 9-0
Oct. 3, 1942			Fort Worth, Texas	L, 13-6
Oct. 2, 1943			Little Rock, Ark.	L, 13-0
Oct. 7, 1944			Fort Worth, Texas	T, 6-6
Oct. 6, 1945			Fayetteville, Ark.	W, 27-14
Oct. 5, 1946			Fort Worth, Texas	W, 34-14
Oct. 4, 1947			Fayetteville, Ark.	W, 6-0
Oct. 2, 1948			Fort Worth, Texas	W, 27-14
Oct. 1, 1949			Fayetteville, Ark.	W, 27-7
Oct. 7, 1950			Fort Worth, Texas	L, 13-6
Oct. 6, 1951			Little Rock, Ark.	L, 17-7
Oct. 4, 1952			Fort Worth, Texas	L, 13-7
Oct. 3, 1953			Fayetteville, Ark.	W, 13-6
Oct. 2, 1954			Fort Worth, Texas	W, 20-13
Oct. 1, 1955	NR/10		Fayetteville, Ark.	L, 26-0
Oct. 6, 1956			Fort Worth, Texas	L, 41-6
Oct. 5, 1957	NR/18		Little Rock, Ark.	W, 20-7
Oct. 4, 1958			Fort Worth, Texas	L, 12-7
Oct. 3, 1959			Fayetteville, Ark.	W, 3-0
Oct. 1, 1960	14/NR		Fort Worth, Texas	W, 7-0
Oct. 7, 1961	NR/18		Little Rock, Ark.	W, 28-3
Oct. 6, 1962	15/NR		Fort Worth, Texas	W, 42-14
Oct. 5, 1963	12/25		Fayetteville, Ark.	W, 18-3
Oct. 3, 1964	11/NR		Fort Worth, Texas	W, 29-6
Oct. 2, 1965	4/NR		Little Rock, Ark.	W, 28-0
Oct. 1, 1966	7/NR		Fort Worth, Texas	W, 21-0
Oct. 7, 1967			Fayetteville, Ark.	W, 26-0
Oct. 5, 1968	20/NR		Fort Worth, Texas	W, 17-7
Oct. 4, 1969	3/NR		Little Rock, Ark.	W, 24-6
Oct. 3, 1970	11/NR		Fort Worth, Texas	W, 49-14
Oct. 2, 1971	18/NR		Fayetteville, Ark.	W, 49-15
Oct. 7, 1972			Fort Worth, Texas	W, 27-13
Oct. 6, 1973			Little Rock, Ark.	W, 13-5
Oct. 5, 1974	20/NR		Fort Worth, Texas	W, 49-0
Oct. 4, 1975			Little Rock, Ark.	W, 19-8
Oct. 2, 1976			Fayetteville, Ark.	W, 46-14
Oct. 1, 1977	12/NR		Fort Worth, Texas	W, 42-6
Oct. 7, 1978	4/NR		Little Rock, Ark.	W, 42-3
Oct. 6, 1979	13/NR		Fayetteville, Ark.	W, 16-13
Oct. 4, 1980	14/NR		Fayetteville, Ark.	W, 44-7
Oct. 3, 1981	18/NR		Fort Worth, Texas	L, 28-24
Oct. 2, 1982	10/NR		Little Rock, Ark.	W, 35-0
Oct. 1, 1983			Fort Worth, Texas	W, 38-21
Oct. 6, 1984			Fayetteville, Ark.	L, 32-31
Oct. 5, 1985	10/NR		Fort Worth, Texas	W, 41-0
Oct. 4, 1986	8/NR		Fayetteville, Ark.	W, 34-17
Oct. 3, 1987			Fort Worth, Texas	W, 20-10
Oct. 1, 1988			Fayetteville, Ark.	W, 53-10
Oct. 7, 1989	7/NR		Fort Worth, Texas	W, 41-19
Oct. 6, 1990	21/NR		Little Rock, Ark.	L, 54-26
Oct. 5, 1991			Fort Worth, Texas	W, 22-21
Sept. 10, 2016	NR/15		Fort Worth, Texas	W, 41-38 (2OT)

## TEXAS A&M

Arkansas leads the series 41-29-3

DATE	UA/OPP	RNK	SITE	RESULT
Oct. 31, 1903			Arlington, Texas	L, 6-0
Oct. 29, 1910			Fayetteville, Ark.	W, 5-0
Oct. 18, 1912			Dallas, Texas	L, 27-0
Oct. 15, 1927			College Station, Texas	L, 40-6
Oct. 29, 1928			Fayetteville, Ark.	W, 27-12
Oct. 26, 1929			College Station, Texas	W, 14-13
Oct. 25, 1930			Little Rock, Ark.	W, 13-0
Nov. 3, 1934			College Station, Texas	T, 7-7
Nov. 2, 1935			Little Rock, Ark.	W, 14-7
Oct. 31, 1936			College Station, Texas	W, 18-0
Oct. 30, 1937	20/NR		Fayetteville, Ark.	W, 26-13
Oct. 29, 1938			College Station, Texas	L, 13-7
Nov. 4, 1939	NR/5		Fayetteville, Ark.	L, 27-0
Nov. 2, 1940	NR/5		College Station, Texas	L, 17-0
Nov. 1, 1941	NR/5		Little Rock, Ark.	L, 7-0
Oct. 31, 1942			College Station, Texas	L, 41-0
Oct. 30, 1943	NR/19		Fayetteville, Ark.	L, 13-0
Nov. 4, 1944			College Station, Texas	W, 7-6
Nov. 3, 1945			Fayetteville, Ark.	L, 34-0
Nov. 2, 1946			College Station, Texas	W, 7-0
Nov. 1, 1947			Fayetteville, Ark.	T, 21-21
Oct. 30, 1948			College Station, Texas	W, 28-6
Oct. 29, 1949			Fayetteville, Ark.	W, 27-6
Nov. 4, 1950			College Station, Texas	L, 42-13
Nov. 3, 1951	NR/18		Fayetteville, Ark.	W, 33-21
Nov. 1, 1952			College Station, Texas	L, 31-12
Oct. 31, 1953			Little Rock, Ark.	W, 41-14
Oct. 30, 1954	4/NR		College Station, Texas	W, 14-7
Oct. 29, 1955	NR/11		Fayetteville, Ark.	T, 7-7
Nov. 3, 1956			College Station, Texas	L, 27-0
Nov. 2, 1957	11/1		Fayetteville, Ark.	L, 7-6
Nov. 1, 1958			College Station, Texas	W, 21-8
Oct. 31, 1959	17/NR		Fayetteville, Ark.	W, 12-7
Oct. 29, 1960	12/NR		College Station, Texas	W, 7-3
Nov. 4, 1961	22/NR		Fayetteville, Ark.	W, 15-8
Nov. 3, 1962	8/NR		College Station, Texas	W, 17-7
Nov. 2, 1963	11/NR		Little Rock, Ark.	W, 21-7
Oct. 31, 1964	4/NR		College Station, Texas	W, 17-0
Oct. 30, 1965	2/NR		Little Rock, Ark.	W, 31-0
Oct. 29, 1966	9/21		College Station, Texas	W, 34-0
Nov. 4, 1967			Fayetteville, Ark.	L, 33-21
Nov. 2, 1968	17/NR		College Station, Texas	W, 25-22
Nov. 1, 1969	4/NR		Fayetteville, Ark.	W, 35-13
Oct. 31, 1970	8/NR		College Station, Texas	W, 45-6
Oct. 30, 1971	8/NR		Little Rock, Ark.	L, 17-9
Nov. 4, 1972	20/NR		College Station, Texas	L, 10-7
Nov. 3, 1973			Fayetteville, Ark.	W, 14-10
Nov. 2, 1974	NR/8		College Station, Texas	L, 20-10
Dec. 6, 1975	18/2		Little Rock, Ark.	W, 31-6
Nov. 13, 1976	13/16		Little Rock, Ark.	L, 31-10
Nov. 12, 1977	8/11		College Station, Texas	W, 26-20
Nov. 18, 1978	13/NR		Little Rock, Ark.	W, 26-7
Nov. 17, 1979	8/NR		College Station, Texas	W, 22-10
Nov. 15, 1980			Fayetteville, Ark.	W, 27-24
Nov. 14, 1981	16/NR		College Station, Texas	W, 10-7
Nov. 13, 1982	10/NR		Little Rock, Ark.	W, 35-0
Nov. 12, 1983			College Station, Texas	L, 36-23
Nov. 17, 1984			Fayetteville, Ark.	W, 28-0
Nov. 16, 1985	9/NR		College Station, Texas	L, 10-6
Nov. 15, 1986	17/7		Little Rock, Ark.	W, 14-10
Nov. 14, 1987	20/19		College Station, Texas	L, 14-0
Nov. 12, 1988	11/NR		Fayetteville, Ark.	W, 25-20
Nov. 24, 1989	9/14		College Station, Texas	W, 23-22
Nov. 17, 1990			Fayetteville, Ark.	L, 20-16
Nov. 16, 1991	NR/13		College Station, Texas	L, 13-3
Oct. 3, 2009			Arlington, Texas	W, 47-19
Oct. 9, 2010	11/NR		Arlington, Texas	W, 24-17
Oct. 1, 2011	18/14		Arlington, Texas	W, 42-38
Sept. 29, 2012			College Station, Texas	L, 58-10
Sept. 28, 2013	NR/10		Fayetteville, Ark.	L, 45-33

Sept. 27, 2014	NR/6		Arlington, Texas	L, 35-28 (OT)
Sept. 26, 2015	NR/14		Arlington, Texas	L, 28-21 (OT)
Sept. 24, 2016	17/10		Arlington, Texas	L, 45-24

## NEW MEXICO STATE

Arkansas leads the series 5-0

DATE	UA/OPP	RNK	SITE	RESULT
Sept. 10, 1977			Little Rock, Ark.	W, 53-10
Sept. 28, 1985			Little Rock, Ark.	W, 45-13
Sept. 27, 1986			Little Rock, Ark.	W, 42-11
Nov. 15, 2003			Fayetteville, Ark.	W, 48-20
Sept. 4, 2004			Fayetteville, Ark.	W, 63-13

## SOUTH CAROLINA

Arkansas leads the series 13-9

DATE	UA/OPP	RNK	SITE	RESULT
Sept. 12, 1992			Columbia, S.C.	W, 45-7
Sept. 11, 1993	NR/19		Fayetteville, Ark.	W, 18-17
Sept. 10, 1994			Columbia, S.C.	L, 14-0
Sept. 9, 1995			Fayetteville, Ark.	W, 51-21
Oct. 19, 1996			Columbia, S.C.	L, 23-17
Oct. 18, 1997			Little Rock, Ark.	L, 39-13
Oct. 17, 1998	17/NR		Columbia, S.C.	W, 41-28
Oct. 16, 1999			Little Rock, Ark.	W, 48-14
Oct. 14, 2000	NR/24		Columbia, S.C.	L, 27-7
Oct. 13, 2001	NR/9		Little Rock, Ark.	W, 10-7
Nov. 9, 2002			Columbia, S.C.	W, 23-0
Nov. 6, 2003			Little Rock, Ark.	W, 28-6
Nov. 6, 2004			Columbia, S.C.	L, 35-32
Nov. 5, 2005			Fayetteville, Ark.	L, 14-10
Nov. 4, 2006	12/NR		Columbia, S.C.	W, 26-20
Nov. 3, 2007	NR/23		Fayetteville, Ark.	W, 48-36
Nov. 8, 2008			Columbia, S.C.	L, 34-21
Nov. 7, 2009			Fayetteville, Ark.	W, 33-16
Nov. 6, 2010	17/18		Columbia, S.C.	W, 41-20
Nov. 5, 2011	8/10		Fayetteville, Ark.	W, 44-28
Nov. 10, 2012	NR/12		Columbia, S.C.	L, 38-20
Oct. 12, 2013	NR/14		Fayetteville, Ark.	L, 52-7

## ALABAMA

Alabama leads the series 19-8

DATE	UA/OPP	RNK	SITE	RESULT
Jan. 1, 1961	9/1		New Orleans, La.	L, 10-3
Jan. 1, 1980	6/2		New Orleans, La.	L, 24-9
Sept. 19, 1992	NR/9		Little Rock, Ark.	L, 38-11
Sept. 18, 1993	NR/2		Tuscaloosa, Ala.	W, 3-43@
Sept. 17, 1994	NR/12		Fayetteville, Ark.	L, 13-6
Sept. 16, 1995	NR/13		Tuscaloosa, Ala.	W, 20-19
Sept. 21, 1996	NR/13		Little Rock, Ark.	L, 17-7
Sept. 20, 1997	NR/11		Tuscaloosa, Ala.	W, 17-16
Sept. 26, 1998	NR/22		Fayetteville, Ark.	W, 42-6
Sept. 25, 1999	14/NR		Tuscaloosa, Ala.	L, 35-28
Sept. 23, 2000			Fayetteville, Ark.	W, 28-21
Sept. 22, 2001			Tuscaloosa, Ala.	L, 31-10
Sept. 28, 2002			Fayetteville, Ark.	L, 30-12
Sept. 27, 2003	9/NR		Tuscaloosa, Ala.	W, 34-31(2OT)
Sept. 25, 2004			Fayetteville, Ark.	W, 27-10
Sept. 24, 2005			Tuscaloosa, Ala.	L, 24-13^
Sept. 23, 2006	NR/22		Fayetteville, Ark.	W, 24-23(2OT)
Sept. 15, 2007	16/NR		Tuscaloosa, Ala.	L, 41-38^
Sept. 20, 2008	NR/9		Fayetteville, Ark.	L, 49-14
Sept. 26, 2009	NR/3		Tuscaloosa, Ala.	L, 35-7
Sept. 25, 2010	10/1		Fayetteville, Ark.	L, 24-20
Sept. 24, 2011	14/3		Tuscaloosa, Ala.	L, 38-14
Sept. 15, 2012	NR/1		Fayetteville, Ark.	L, 52-0
Oct. 19, 2013	NR/1		Tuscaloosa, Ala.	L, 52-0
Oct. 11, 2014	NR/7		Fayetteville, Ark.	L, 14-13
Oct. 10, 2015	NR/8		Tuscaloosa, Ala.	L, 27-14
Oct. 8, 2016	16/1		Fayetteville, Ark.	L, 49-30

@ Arkansas victory by NCAA-imposed forfeit

^Win vacated due to NCAA Committee on Infractions penalty

# AGAINST 2017 OPPONENTS

## AUBURN

Auburn leads the series 14-11-1

UA/OPP			
DATE	RNK	SITE	RESULT
Dec. 27, 1984	NR/11	Memphis, Tenn.	L, 21-15
Oct. 31, 1992		Auburn, Ala.	T, 24-24
Oct. 30, 1993		Fayetteville, Ark.	L, 31-21
Oct. 29, 1994	NR/4	Auburn, Ala.	L, 31-14
Oct. 28, 1995	NR/11	Little Rock, Ark.	W, 30-28
Nov. 2, 1996		Auburn, Ala.	L, 28-7
Oct. 25, 1997	NR/11	Fayetteville, Ark.	L, 26-21
Oct. 31, 1998	14/NR	Auburn, Ala.	W, 24-21
Oct. 30, 1999		Fayetteville, Ark.	W, 34-10
Oct. 28, 2000	NR/25	Auburn, Ala.	L, 21-19
Oct. 27, 2001	NR/17	Fayetteville, Ark.	W, 42-17
Oct. 12, 2002	NR/24	Auburn, Ala.	W, 38-17
Oct. 11, 2003	7/NR	Fayetteville, Ark.	L, 10-3
Oct. 16, 2004	NR/4	Auburn, Ala.	L, 38-20
Oct. 15, 2005	NR/21	Fayetteville, Ark.	L, 34-17
Oct. 7, 2006	NR/2	Auburn, Ala.	W, 27-10
Oct. 13, 2007	NR/22	Fayetteville, Ark.	L, 9-7
Oct. 11, 2008	NR/20	Auburn, Ala.	W, 25-22
Oct. 10, 2009	NR/17	Fayetteville, Ark.	W, 44-23
Oct. 16, 2010	12/7	Auburn, Ala.	L, 65-43
Oct. 8, 2011	10/15	Fayetteville, Ark.	W, 38-14
Oct. 6, 2012		Auburn, Ala.	W, 24-7
Nov. 2, 2013	NR/8	Fayetteville, Ark.	L, 35-17
Aug. 30, 2014	NR/6	Auburn, Ala.	L, 45-21
Oct. 24, 2015		Fayetteville, Ark.	W, 54-46 (40T)
Oct. 22, 2016	17/21	Auburn, Ala.	L, 56-3

## OLE MISS

Arkansas leads the series 35-27-1

UA/OPP			
DATE	RNK	SITE	RESULT
Oct. 10, 1908		Fayetteville, Ark.	W, 33-0
Nov. 15, 1913		Little Rock, Ark.	L, 21-10
Nov. 14, 1914		Little Rock, Ark.	W, 1-0
Oct. 25, 1924		Little Rock, Ark.	W, 20-0
Oct. 2, 1926		Fayetteville, Ark.	W, 21-6
Sept. 29, 1928		Oxford, Miss.	L, 25-0
Nov. 13, 1937	20/NR	Memphis, Tenn.	W, 32-6
Nov. 16, 1938		Memphis, Tenn.	L, 20-14
Oct. 26, 1940		Memphis, Tenn.	W, 21-20
Nov. 22, 1941		Memphis, Tenn.	L, 18-0
Oct. 24, 1942		Memphis, Tenn.	W, 7-6
Oct. 28, 1944		Memphis, Tenn.	W, 26-18
Oct. 27, 1945		Memphis, Tenn.	W, 19-0
Oct. 26, 1946		Memphis, Tenn.	L, 9-7
Oct. 25, 1947		Memphis, Tenn.	W, 19-14
Oct. 25, 1952		Little Rock, Ark.	L, 34-7
Oct. 24, 1953		Memphis, Tenn.	L, 28-0
Oct. 23, 1954	7/5	Little Rock, Ark.	W, 6-0
Oct. 22, 1955		Oxford, Miss.	L, 17-7
Oct. 27, 1956		Little Rock, Ark.	W, 14-0
Oct. 26, 1957	NR/6	Memphis, Tenn.	W, 12-6
Oct. 25, 1958	NR/6	Little Rock, Ark.	L, 14-12
Oct. 24, 1959	10/4	Memphis, Tenn.	L, 28-0
Oct. 22, 1960	14/2	Little Rock, Ark.	L, 10-7
Sept. 23, 1961	12/9	Jackson, Miss.	L, 16-0
Jan. 1, 1963	6/3	New Orleans, La.	L, 17-13
Jan. 1, 1970	3/13	New Orleans, La.	L, 27-22
Sept. 26, 1981		Jackson, Miss.	W, 27-13
Sept. 25, 1982	9/NR	Little Rock, Ark.	W, 14-12
Sept. 24, 1983		Jackson, Miss.	L, 13-10
Sept. 15, 1984		Little Rock, Ark.	T, 14-14
Sept. 14, 1985	14/NR	Jackson, Miss.	W, 24-19
Sept. 13, 1986	18/NR	Little Rock, Ark.	W, 21-0
Sept. 12, 1987	13/NR	Jackson, Miss.	W, 31-10
Sept. 17, 1988		Little Rock, Ark.	W, 21-13

Sept. 23, 1989	8/NR	Jackson, Miss.	W, 24-17
Sept. 22, 1990	13/NR	Little Rock, Ark.	L, 21-17
Sept. 28, 1991		Jackson, Miss.	L, 24-17
Oct. 17, 1992		Little Rock, Ark.	L, 17-3
Oct. 16, 1993		Jackson, Miss.	L, 19-0
Oct. 15, 1994		Fayetteville, Ark.	W, 31-7
Oct. 14, 1995		Memphis, Tenn.	W, 13-6
Nov. 9, 1996		Fayetteville, Ark.	W, 13-7
Nov. 6, 1997		Oxford, Miss.	L, 19-9
Nov. 7, 1998	11/NR	Fayetteville, Ark.	W, 34-0
Nov. 6, 1999	NR/23	Oxford, Miss.	L, 38-16
Nov. 4, 2000		Fayetteville, Ark.	L, 38-24
Nov. 3, 2001		Oxford, Miss.	W, 58-56 (70T)
Oct. 26, 2002		Fayetteville, Ark.	W, 48-28
Oct. 25, 2003	21/NR	Oxford, Miss.	L, 19-7
Nov. 13, 2004		Fayetteville, Ark.	W, 35-3
Nov. 12, 2005		Oxford, Miss.	W, 28-17
Oct. 21, 2006	15/NR	Fayetteville, Ark.	W, 38-3
Oct. 20, 2007		Oxford, Miss.	W, 44-8
Oct. 25, 2008		Fayetteville, Ark.	L, 23-21
Oct. 24, 2009		Oxford, Miss.	L, 30-17
Oct. 23, 2010	21/NR	Fayetteville, Ark.	W, 38-24
Oct. 22, 2011	10/NR	Oxford, Miss.	W, 29-24
Oct. 27, 2012		Little Rock, Ark.	L, 30-27
Nov. 9, 2013		Oxford, Miss.	L, 34-24
Nov. 22, 2014	NR/8	Fayetteville, Ark.	W, 30-0
Nov. 7, 2015	NR/18	Oxford, Miss.	W, 53-52 (OT)
Oct. 15, 2016	22/12	Fayetteville, Ark.	W, 34-30

## LSU

LSU leads the series 38-22-2

UA/OPP			
DATE	RNK	SITE	RESULT
Nov. 22, 1901		Baton Rouge, La.	L, 15-0
Nov. 30, 1906		Baton Rouge, La.	T, 6-6
Nov. 9, 1907		Little Rock, Ark.	L, 17-12
Nov. 26, 1908		Little Rock, Ark.	L, 36-4
Nov. 13, 1909		Memphis, Tenn.	W, 16-0
Nov. 24, 1910		Little Rock, Ark.	W, 51-0
Nov. 23, 1911		Little Rock, Ark.	W, 11-0
Nov. 9, 1912		Little Rock, Ark.	L, 7-6
Nov. 8, 1913		Shreveport, La.	L, 12-7
Nov. 7, 1914		Shreveport, La.	W, 20-12
Nov. 6, 1915		Shreveport, La.	L, 13-7
Nov. 4, 1916		Shreveport, La.	L, 17-7
Nov. 3, 1917		Shreveport, La.	W, 14-0
Oct. 25, 1919		Shreveport, La.	L, 20-0
Nov. 6, 1920		Shreveport, La.	L, 3-0
Nov. 5, 1921		Shreveport, La.	L, 10-7
Oct. 28, 1922		Shreveport, La.	W, 40-6
Oct. 27, 1923		Shreveport, La.	W, 26-13
Nov. 1, 1924		Shreveport, La.	W, 10-7
Oct. 31, 1925		Shreveport, La.	W, 12-0
Nov. 6, 1926		Shreveport, La.	L, 14-0
Oct. 29, 1927		Shreveport, La.	W, 28-0
Nov. 3, 1928		Shreveport, La.	W, 7-0
Nov. 2, 1929		Shreveport, La.	W, 32-0
Nov. 1, 1930		Shreveport, La.	L, 27-12
Oct. 24, 1931		Shreveport, La.	L, 13-6
Oct. 22, 1932		Shreveport, La.	L, 14-0
Oct. 21, 1933		Shreveport, La.	L, 20-0
Oct. 20, 1934		Shreveport, La.	L, 16-0
Oct. 19, 1935		Shreveport, La.	L, 13-7
Oct. 24, 1936	NR/13	Shreveport, La.	L, 19-7
Jan. 1, 1947	16/8	Dallas, Texas	T, 0-0
Nov. 21, 1953		Little Rock, Ark.	L, 9-8
Nov. 20, 1954	9/NR	Shreveport, La.	L, 7-6
Nov. 19, 1955		Little Rock, Ark.	L, 13-7
Nov. 24, 1956		Shreveport, La.	L, 21-7
Jan. 1, 1966	2/NR	Dallas, Texas	L, 14-7

Nov. 27, 1992		Fayetteville, Ark.	W, 30-6
Nov. 27, 1993		Baton Rouge, La.	W, 42-24
Nov. 26, 1994		Little Rock, Ark.	L, 30-12
Nov. 18, 1995	14/NR	Baton Rouge, La.	L, 28-0
Nov. 29, 1996	NR/19	Little Rock, Ark.	L, 17-7
Nov. 28, 1997	NR/17	Baton Rouge, La.	L, 31-21
Nov. 27, 1998	13/NR	Little Rock, Ark.	W, 41-14
Nov. 26, 1999	17/NR	Baton Rouge, La.	L, 35-10
Nov. 24, 2000	NR/24	Little Rock, Ark.	W, 14-3
Nov. 23, 2001	24/NR	Baton Rouge, La.	L, 41-38
Nov. 29, 2002	NR/18	Little Rock, Ark.	W, 21-20
Nov. 28, 2003	NR/3	Baton Rouge, La.	L, 55-24
Nov. 26, 2004	NR/14	Little Rock, Ark.	L, 43-14
Nov. 19, 2005	NR/3	Baton Rouge, La.	L, 19-17
Nov. 24, 2006	5/9	Little Rock, Ark.	L, 36-26
Nov. 23, 2007	NR/1	Baton Rouge, La.	W, 50-48 (30T)
Nov. 28, 2008		Little Rock, Ark.	W, 31-30
Nov. 28, 2009	NR/17	Baton Rouge, La.	L, 33-30 (OT)
Nov. 27, 2010	12/6	Little Rock, Ark.	W, 31-23
Nov. 25, 2011	3/1	Baton Rouge, La.	L, 41-17
Nov. 23, 2012	NR/8	Fayetteville, Ark.	L, 20-13
Nov. 29, 2013	NR/15	Baton Rouge, La.	L, 31-27
Nov. 15, 2014	NR/20	Fayetteville, Ark.	W, 17-0
Nov. 14, 2015	NR/9	Baton Rouge, La.	W, 31-14
Nov. 12, 2016	25/24	Fayetteville, Ark.	L, 38-10

## MISSISSIPPI STATE

Arkansas leads the series 16-10-1

UA/OPP			
DATE	RNK	SITE	RESULT
Nov. 25, 1916		Memphis, Tenn.	L, 20-7
Sept. 30, 1939		Memphis, Tenn.	L, 19-0
Nov. 7, 1992	NR/19	Starkville, Miss.	L, 10-3
Nov. 6, 1993		Little Rock, Ark.	T, 13-13
Nov. 5, 1994	NR/24	Starkville, Miss.	L, 17-7
Nov. 4, 1995		Little Rock, Ark.	W, 26-21 (OT)
Nov. 23, 1996		Starkville, Miss.	W, 16-13
Nov. 22, 1997	NR/14	Fayetteville, Ark.	W, 17-7
Nov. 21, 1998	9/NR	Starkville, Miss.	L, 22-21
Nov. 20, 1999	22/12	Little Rock, Ark.	W, 14-9
Nov. 18, 2000	NR/13	Starkville, Miss.	W, 17-10 (OT)
Nov. 17, 2001		Fayetteville, Ark.	W, 24-21
Nov. 23, 2002		Starkville, Miss.	W, 26-19
Nov. 22, 2003		Fayetteville, Ark.	W, 52-6
Nov. 20, 2004		Starkville, Miss.	W, 24-21
Nov. 10, 2005		Little Rock, Ark.	W, 44-10
Nov. 18, 2006	5/NR	Starkville, Miss.	W, 28-14
Nov. 17, 2007		Little Rock, Ark.	W, 45-31
Nov. 22, 2008		Starkville, Miss.	L, 31-28
Nov. 21, 2009		Little Rock, Ark.	W, 42-21
Nov. 20, 2010	13/22	Starkville, Miss.	W, 38-31 (20T)
Nov. 19, 2011	6/NR	Little Rock, Ark.	W, 44-17
Nov. 17, 2012		Starkville, Miss.	L, 45-14
Nov. 23, 2013		Little Rock, Ark.	L, 24-17
Nov. 1, 2014		Starkville, Miss.	L, 17-10
Nov. 21, 2015		Fayetteville, Ark.	L, 51-50
Nov. 18, 2016		Starkville, Miss.	W, 58-42

## MISSOURI

Missouri leads the series 5-3

UA/OPP			
DATE	RNK	SITE	RESULT
Nov. 10, 1906		Columbia, Mo.	L, 11-0
Sept. 23, 1944		Columbia, Mo.	W, 7-6
Sept. 28, 1963	8/NR	Little Rock, Ark.	L, 7-6
Dec. 31, 2003		Shreveport, La.	W, 27-14
Jan. 1, 2008	25/7	Dallas, Texas	L, 38-7
Nov. 28, 2014	NR/17	Columbia, Mo.	L, 21-14
Nov. 27, 2015		Fayetteville, Ark.	W, 28-3
Nov. 25, 2016		Columbia, Mo.	L, 35-24





## ALL-TIME RECORDS

In Season Openers 123 (96-23-4, .797)

On Homecoming 95 (58-33-4, .631)

OPPONENT	W	L	T	FIRST MTG	LAST MTG	OPPONENT	W	L	T	FIRST MTG	LAST MTG	OPPONENT	W	L	T	FIRST MTG	LAST MTG	
Abilene Christian	1	0	0	1948	1948	Iowa	0	1	0	1925	1925	Rhodes College	1	0	0	1928	1928	
Air Force	1	0	0	1975	1975	Iowa State	1	0	0	1973	1973	Rice	35	29	3	1919	1991	
Alabama	8	19	0	1961*	2016	Jacksonville State	1	0	0	2012	2012	Rutgers	0	2	0	2012	2013	
Alabama-Birmingham	1	0	0	2014	2014	Joplin (Mo.) High	1	0	1	1899	1901	Saint Louis	1	2	1	1907	1915	
Alcorn State	1	0	0	2016	2016	Kansas	0	2	0	1905	1906	Samford	1	0	0	2013	2013	
Arkansas A&M	1	0	0	1944	1944	Kansas City Medics	1	1	0	1901	1905	Santa Clara	0	2	0	1938	1951	
Arizona State	2	0	0	1951	1985*	Kansas State	2	3	0	1910	2015*	South Carolina	13	9	0	1992	2013	
Auburn	11	14	1	1984*	2016	Kentucky	3	4	0	1998	2012	South Florida	1	0	0	2002	2002	
Austin College	2	0	0	1913	1927	Kingfisher College	1	0	0	1902	1902	SE Missouri State	2	0	0	1906	2006	
Barksdale Field	1	0	0	1945	1945	Little Rock (Ark.) High	0	1	0	1901	1901	Southern California	1	4	0	1972	2006	
Baylor	35	33	2	1904	1991	Louisiana	5	0	0	1991	2013	Southern Methodist	37	31	5	1920	1999	
Boise State	2	0	0	2000	2002	Louisiana-Monroe	9	1	0	1996	2012	Southern Miss	1	0	0	2013	2013	
California	1	0	0	1971	1971	Louisiana Tech	4	0	0	1901	2016	Stanford	0	1	0	1970	1970	
Camp Pike	0	1	0	1918	1918	LSU	22	38	2	1901	2016	State College of Missouri	0	2	0	1902	1903	
Centenary	3	1	2	1926	1933*	Memphis	2	3	0	1992	1998	Tahlequah Seminary	1	0	0	1902	1902	
Central Arkansas	2	0	0	1923	1926	Miami (Fla.)	0	3	0	1987	1991	Tennessee	5	13	0	1907	2015	
Central Florida	1	0	0	2001	2001	Michigan	0	1	0	1998*	1998*	Tennessee-Martin	1	0	0	2015	2015	
Central Missouri State	1	0	0	1917	1917	Middle Tennessee	1	0	0	1999	1999	Tennessee Tech	1	0	0	2010	2010	
Central Oklahoma St.	1	0	0	1937	1937	Minnesota	0	1	0	2002*	2002*	Texas	22	56	0	1894	2014*	
Chattanooga	1	0	0	2007	2007	Mississippi State	16	10	1	1916	2016	Texas A&M	41	29	3	1903	2016	
Chicago	0	0	1	1931	1931	Missouri	3	5	0	1906	2016	TCU	44	23	2	1920	2016	
Chiloco College	1	1	0	1905	1906	Missouri State	7	0	0	1911	2011	Texas-El Paso	3	0	0	1989	2015	
The Citadel	0	1	0	1992	1992	Missouri-Rolla	15	4	0	1902	1943	Texas Southwestern	2	0	1	1910	1912	
College of the Ozarks	8	0	0	1927	1935	Monticello Navy	0	1	0	1943	1943	Texas Tech	29	8	0	1957	2015	
Colorado State	3	0	0	1974	1990	Navy	2	0	0	1982	1984	Texas State	1	0	0	2016	2016	
Dallas Medics	0	1	0	1904	1904	Nebraska	1	0	0	1964*	1964*	Toledo	0	1	0	2015	2015	
Detroit	2	0	0	1941	1942	Neosho (Mo.) High	1	0	0	1902	1902	Transylvania (Ky.)	0	1	0	1905	1905	
Drury College	13	5	2	1896	1923	New Mexico	3	0	0	1983	2011	Troy	4	0	0	2002	2011	
Duke	0	1	0	1960*	1960*	New Mexico State	5	0	0	1977	2004	Tulane	3	0	0	1906	1980*	
East Carolina	1	0	0	2009*	2009*	Nicholls	1	0	0	2014	2014	Tulsa	54	15	2	1899	2012	
East Central Oklahoma	4	0	0	1929	1941	Northeastern (Okla.) St.	1	0	0	1924	1924	UCLA	0	1	1	1978*	1988*	
East Texas State	1	0	0	1948	1948	Norman Navy	0	1	0	1944	1944	UNLV	1	1	0	2000*	2001	
Eastern Michigan	1	0	0	2009	2009	North Carolina	0	2	0	1981*	1995*	Utah State	3	0	0	1975	2006	
Fairmont College	2	0	0	1904	1909	Northern Illinois	2	0	0	1994	1994	Vanderbilt	7	2	0	1949	2011	
Florida	2	9	0	1982*	2016	North Texas	9	0	0	1947	2007	Villanova	0	1	0	1939	1939	
Florida International	1	0	0	2007	2007	Northwestern	1	0	0	1981	1981	Virginia Tech	0	1	0	2016*	2016*	
Fordham	0	1	0	1940	1940	Northwestern (La.) St.	3	0	0	1946	1961	Washington (Mo.)	4	1	0	1905	1912	
Ft. Scott (Kan.) High	2	2	0	1898	1904	Ohio State	0	1	0	2010*	2010*	Webb City (Mo.) High	1	0	0	1900	1900	
Ft. Smith (Ark.) High	8	0	0	1894	1904	Oklahoma	4	9	1	1899	2001*	Weber State	1	0	0	2001	2001	
George Washington	0	1	1	1936	1937	Oklahoma Baptist	2	1	0	1925	1933	Western Illinois	1	0	0	2008	2008	
Georgia	4	10	0	1968*	2014	Oklahoma Mines	1	0	0	1916	1916	Wichita State	6	0	0	1904	1980	
Georgia Tech	1	1	0	1954*	1959*	Oklahoma State	30	15	1	1912	1980	William & Mary	1	2	0	1947*	1949	
Hardin-Simmons	3	0	0	1956	1962	Ole Miss	35	27	1	1908	2016	Wisconsin	0	2	0	1912	2006	
Haskell College	1	0	1	1907	1908	Ouachita College	6	2	1	1897	1923							
Hawaii	1	0	0	1987	1987	Pacific	1	0	0	1988	1988							
Henderson State	6	0	0	1908	1929	Phillips College	4	0	1	1920	1925							
Hendrix College	15	0	2	1911	1933	Pierce City College	1	2	0	1900	1902							
Houston	12	6	0	1952	1991	Pittsburg (Kan.) State	4	0	0	1908	1936							

\* Bowl game


# BOWL HISTORY



**1934 DIXIE CLASSIC**  
Jan. 1, 1934  
Dallas, Texas  
Centenary, T 7-7



**1947 COTTON BOWL**  
Jan. 1, 1947  
Dallas, Texas  
LSU, T 0-0



**1948 DIXIE BOWL**  
Jan. 1, 1948  
Birmingham, Ala  
William & Mary, W 21-19



**1955 COTTON BOWL**  
Jan. 1, 1955  
Dallas, Texas  
Georgia Tech, L 14-6




**1960 GATOR BOWL**  
Jan. 2, 1960  
Jacksonville, Fla.  
Georgia Tech, W 14-7




**1961 COTTON BOWL**  
Jan. 1, 1961  
Dallas, Texas  
Duke, L 7-6



**1962 SUGAR BOWL**  
Jan. 1, 1962  
New Orleans, La.  
Alabama, L 10-3



**1963 SUGAR BOWL**  
Jan. 1, 1963  
New Orleans, La.  
Ole Miss, L 17-13



**1965 COTTON BOWL**  
Jan. 1, 1965  
Dallas, Texas  
Nebraska, W 10-7



**1966 COTTON BOWL**  
Jan. 1, 1966  
Dallas, Texas  
LSU, L 14-7



**1969 SUGAR BOWL**  
Jan. 1, 1969  
New Orleans, La.  
Georgia, W 16-2



**1970 SUGAR BOWL**  
Jan. 1, 1970  
New Orleans, La.  
Ole Miss, L 27-22



**1971 LIBERTY BOWL**  
Dec. 20, 1971  
Memphis, Tenn.  
Tennessee, L 14-13




**1976 COTTON BOWL**  
Jan. 1, 1976  
Dallas, Texas  
Georgia, W 31-10




**1978 ORANGE BOWL**  
Jan. 2, 1978  
Miami, Fla.  
Oklahoma, W 31-6



**1978 FIESTA BOWL**  
Dec. 25, 1978  
Tempe, Ariz.  
UCLA, T 10-10



**1980 SUGAR BOWL**  
Jan. 1, 1980  
New Orleans, La.  
Alabama, L 24-9



**1980 HALL OF FAME BOWL**  
Dec. 27, 1980  
Birmingham, Ala.  
Tulane, W 34-15



**1981 GATOR BOWL**  
Dec. 28, 1981  
Jacksonville, Fla.  
North Carolina, L 31-27



**1982 BLUEBONNET BOWL**  
Dec. 31, 1982  
Houston, Texas  
Florida, W 28-24




**1984 LIBERTY BOWL**  
Dec. 27, 1984  
Memphis, Tenn.  
Auburn, L 21-15



**1985 HOLIDAY BOWL**  
Dec. 22, 1985  
San Diego, Calif.  
Arizona State, W 18-17



**1987 ORANGE BOWL**  
Jan. 1, 1987  
Miami, Fla.  
Oklahoma, L 42-8



**1987 LIBERTY BOWL**  
Dec. 29, 1987  
Memphis, Tenn.  
Georgia, L 20-17



**1989 COTTON BOWL**  
Jan. 2, 1989  
Dallas, Texas  
UCLA, L 17-3



**1990 COTTON BOWL**  
Jan. 1, 1990  
Dallas, Texas  
Tennessee, L 31-27



**1991 INDEPENDENCE BOWL**  
Dec. 29, 1991  
Shreveport, La.  
Georgia, L 24-15



**1995 CARQUEST BOWL**  
Dec. 30, 1995  
Miami, Fla.  
North Carolina, L 20-10



**1999 FLORIDA CITRUS BOWL**  
Jan. 1, 1999  
Orlando, Fla.  
Michigan, L 45-31



**2000 COTTON BOWL**  
Jan. 1, 2000  
Dallas, Texas  
Texas, W 27-6



**2000 LAS VEGAS BOWL**  
Dec. 21, 2000  
Las Vegas, Nev.  
UNLV, L 31-14



**2002 COTTON BOWL**  
Jan. 1, 2002  
Dallas, Texas  
Oklahoma, L 10-3



**2002 MUSIC CITY BOWL**  
Dec. 30, 2002  
Nashville, Tenn.  
Minnesota, L 29-14



**2003 INDEPENDENCE BOWL**  
Dec. 31, 2003  
Shreveport, La.  
Missouri, W 27-14



**2007 CAPITAL ONE BOWL**  
Jan. 1, 2007  
Orlando, Fla.  
Wisconsin, L 17-14



**2008 COTTON BOWL**  
Jan. 1, 2008  
Dallas, Texas  
Missouri, L 38-7



**2010 LIBERTY BOWL**  
Jan. 2, 2010  
Memphis, Tenn.  
E. Carolina, W 20-17 (OT)



**2011 SUGAR BOWL**  
Jan. 4, 2011  
New Orleans, La.  
Ohio State, L 31-26^



**2012 COTTON BOWL**  
Jan. 7, 2012  
Arlington, Texas  
Kansas State, W 29-16



**2014 TEXAS BOWL**  
Dec. 29, 2014  
Houston, Texas  
Texas, W 31-7



**2016 LIBERTY BOWL**  
Jan. 2, 2016  
Memphis, Tenn.  
Kansas State, W 45-23



**2016 BELK BOWL**  
Dec. 29, 2016  
Charlotte, N.C.  
Virginia Tech, L 35-24

OVERALL BOWL RECORD: 15-24-3 ^Ohio State later vacated win due to NCAA penalty



## INDIVIDUAL

### MOST CARRIES

Marius Johnson North Carolina 1995 Carquest Bowl 29

### MOST YARDS GAINED RUSHING

Roland Sales Oklahoma 1978 Orange Bowl 205

### LONGEST RUN FROM SCRIMMAGE

Felix Jones Wisconsin 2007 Capital One Bowl 76

### MOST PASSES ATTEMPTED

Ryan Mallett Ohio State 2011 Sugar Bowl 47

### MOST PASSES COMPLETED

Ryan Mallett Ohio State 2011 Sugar Bowl 24

### MOST YARDS GAINED PASSING

Bill Montgomery Ole Miss 1970 Sugar Bowl 338

### MOST TOUCHDOWN PASSES

Austin Allen Virginia Tech 2016 Belk Bowl 2

Brandon Allen Texas 2014 Texas Bowl 2

Tyler Wilson Kansas State 2012 Cotton Bowl 2

Ryan Mallett Ohio State 2011 Sugar Bowl 2

Robby Hampton UNLV 2000 Las Vegas Bowl 2

Clint Stoerner Michigan 1999 Florida Citrus Bowl 2

Brad Taylor North Carolina 1981 Gator Bowl 2

Bill Montgomery Ole Miss 1970 Sugar Bowl 2

### MOST CONSECUTIVE PASSES COMPLETED

Austin Allen Virginia Tech 2016 Belk Bowl 11

### LONGEST PASS COMPLETION

B. Gray-J. Lamb Ole Miss 1963 Sugar Bowl 68

### MOST PASS RECEPTIONS

Chuck Dicus Georgia 1969 Sugar Bowl 12

### MOST YARDS GAINED RECEIVING

Chuck Dicus Ole Miss 1970 Sugar Bowl 171

Derek Holloway North Carolina 1981 Gator Bowl 171

### MOST TOUCHDOWN RECEPTIONS

32 players (last: Keon Hatcher 2016 Belk Bowl) 1

### MOST PUNTING YARDS

Tom Murphy Centenary 1934 Dixie Classic 572

### MOST PUNTS

Tom Murphy Centenary 1934 Dixie Classic 13

### BEST PUNTING AVERAGE

Allen Meacham UCLA 1989 Cotton Bowl 49.2  
(6 punts, 295 yards)

### LONGEST PUNT

Allen Meacham UCLA 1989 Cotton Bowl 71

### MOST INTERCEPTIONS

Austin Allen Virginia Tech 2016 Belk Bowl 3

Louis Campbell Tennessee 1971 Liberty Bowl 3

### MOST INTERCEPTION RETURN YARDS

Mel McGaha William & Mary 1948 Dixie Bowl 70

### LONGEST INTERCEPTION RETURN

Mel McGaha William & Mary 1948 Dixie Bowl 70

### MOST ALL-PURPOSE YARDS

Alex Collins Kansas State 2016 Liberty Bowl 259  
(25 plays, 185 yards rushing, 74 kick return yards)

### MOST YARDS GAINED TOTAL OFFENSE

Bill Montgomery Ole Miss 1970 Sugar Bowl 360  
(46 plays, 22 yards rushing, 338 yards passing)

### MOST PUNT RETURNS

Reggie Fish Wisconsin 2007 Capital One Bowl 5  
(15 yards)

### MOST PUNT RETURN YARDS

Gary Anderson Tulane 1980 Hall of Fame Bowl 80

### LONGEST PUNT RETURN

Gary Anderson Tulane 1980 Hall of Fame Bowl 80

### MOST KICKOFF RETURNS

Felix Jones Missouri 2008 Cotton Bowl 4

Dedrick Poole Minnesota 2002 Music City Bowl 4

Steven Harris UNLV 2000 Las Vegas Bowl 4

James Rouse Georgia 1987 Liberty Bowl 4

Marshall Foreman Oklahoma 1987 Orange Bowl 4

Lance Alworth Alabama 1962 Sugar Bowl 4

### MOST KICKOFF RETURN YARDS

Marshall Foreman Oklahoma 1987 Orange Bowl 92

### LONGEST KICKOFF RETURN

Alex Collins Kansas State 2016 Liberty Bowl 68

### MOST POINTS SCORED

Alex Collins Kansas State 2016 Liberty Bowl 18

(3 TDs)

### MOST TOUCHDOWNS SCORED

Alex Collins Kansas State 2016 Liberty Bowl 3

### MOST FIELD GOALS

Chris Balseiro Missouri 2003 Independence Bowl 4

### MOST FIELD GOAL ATTEMPTS

Bob White Georgia 1969 Sugar Bowl 5

### MOST PATS

Cole Hedlund Kansas State 2016 Liberty Bowl 6

### MOST PAT ATTEMPTS

Cole Hedlund Kansas State 2016 Liberty Bowl 6

### LONGEST SCORING RUN

Felix Jones Wisconsin 2007 Capital One Bowl 76

### LONGEST SCORING PASS

B. Taylor-D. Holloway North Carolina 1981 Gator Bowl 66

### LONGEST FIELD GOAL

Kendall Trainor UCLA 1989 Cotton Bowl 49

### LONGEST SCORING INTERCEPTION RETURN

Mel McGaha William & Mary 1948 Dixie Bowl 70

### LONGEST SCORING PUNT RETURN

Gary Anderson Tulane 1980 Hall of Fame Bowl 80

## TEAM

### MOST FIRST DOWNS

Tennessee 1990 Cotton Bowl 31

### MOST FIRST DOWNS RUSHING

Florida 1982 Bluebonnet Bowl 22

### MOST FIRST DOWNS PASSING

Kansas State 2016 Liberty Bowl 14

Ohio State 2011 Sugar Bowl 14

### MOST FIRST DOWNS PENALTY

Georgia 1991 Independence Bowl 5

### MOST YARDS RUSHING

Tulane 1980 Hall of Fame Bowl 383

### MOST CARRIES

Tennessee 1990 Cotton Bowl 72

### MOST YARDS PASSING

Ole Miss 1970 Sugar Bowl 338



**RYAN MALLETT** broke the Arkansas bowl record for pass attempts and pass completions and tied the school record for most passing touchdowns in a bowl game at the 2011 Allstate Sugar Bowl against Ohio State.

### MOST ATTEMPTS PASSING

Ohio State 2011 Sugar Bowl 47

### MOST COMPLETIONS

Ohio State 2011 Sugar Bowl 24

### MOST PASSES HAD INTERCEPTED

Oklahoma 1987 Orange Bowl 5

Georgia 1991 Independence Bowl 5

### MOST TOUCHDOWN PASSES

Virginia Tech 2016 Belk Bowl 2

Texas 2014 Texas Bowl 2

Kansas State 2012 Cotton Bowl 2

Ohio State 2011 Sugar Bowl 2

Minnesota 2002 Music City Bowl 2

UNLV 2000 Las Vegas Bowl 2

Michigan 1999 Citrus Bowl 2

North Carolina 1981 Gator Bowl 2

Ole Miss 1970 Sugar Bowl 2

### MOST YARDS TOTAL OFFENSE

Kansas State 2016 Kansas Bowl 569

### MOST PLAYS TOTAL OFFENSE

Tennessee 1990 Cotton Bowl 94

### MOST PENALTIES

Virginia Tech 2016 Belk Bowl 12

(75 yards)

Wisconsin 2007 Capital One Bowl 12

(123 yards)

### MOST YARDS PENALIZED

Wisconsin 2007 Capital One Bowl 123

(12 penalties)

### FEWEST PENALTIES

Tulane 1980 Hall of Fame Bowl 1

Alabama 1980 Sugar Bowl 1

LSU 1947 Cotton Bowl 1

### FEWEST YARDS PENALIZED

LSU 1947 Cotton Bowl 5

### MOST FUMBLES

Georgia 1976 Cotton Bowl 6

# BOWL RECORDS



**ALEX COLLINS** set Arkansas bowl records for most all-purpose yards, longest kickoff return, most points scored and most touchdowns in the Razorbacks' 45-23 win over Kansas State in the 2016 AutoZone Liberty Bowl.

<b>MOST FUMBLES LOST</b>			
Missouri	2008 Cotton Bowl		4
<b>MOST INTERCEPTIONS</b>			
Tennessee	1971 Liberty Bowl		3
Georgia	1969 Sugar Bowl		3
<b>MOST INTERCEPTION RETURN YARDS</b>			
William & Mary	1948 Dixie Bowl		70
<b>MOST PUNT RETURNS</b>			
Texas	2000 Cotton Bowl		6
<b>MOST PUNT RETURN YARDS</b>			
Tulane	1980 Hall of Fame Bowl		80
<b>MOST KICKOFF RETURNS</b>			
Missouri	2008 Cotton Bowl		7
Minnesota	2002 Music City Bowl		7
<b>MOST KICKOFF RETURN YARDS</b>			
Missouri	2008 Cotton Bowl		168
<b>MOST POINTS SCORED</b>			
Kansas State	2016 Liberty Bowl		45
<b>FEWEST POINTS SCORED</b>			
LSU	1947 Cotton Bowl		0
<b>MOST POINTS ALLOWED</b>			
Michigan	1999 Citrus Bowl		45
<b>FEWEST POINTS ALLOWED</b>			
LSU	1947 Cotton Bowl		0
<b>INDIVIDUAL (OPPONENT)</b>			
<b>MOST CARRIES</b>			
Dominque Lindsay	East Carolina	2010 Liberty Bowl	33
<b>MOST YARDS GAINED RUSHING</b>			
Tony Temple	Missouri	2008 Cotton Bowl	281
<b>MOST PASSES ATTEMPTED</b>			
Nickie Hall	Tulane	1980 Hall of Fame Bowl	37
<b>MOST PASSES COMPLETED</b>			
Nate Hybl	Oklahoma	2002 Cotton Bowl	24
<b>MOST YARDS GAINED PASSING</b>			
Archie Manning	Ole Miss	1970 Sugar Bowl	273
<b>MOST TOUCHDOWN PASSES</b>			
Jason Thomas	UNLV	2000 Las Vegas Bowl	3
Bob Hewko	Florida	1982 Bluebonnet Bowl	3
<b>MOST PASS RECEPTIONS</b>			
Quentin Griffin	Oklahoma	2002 Cotton Bowl	9
<b>MOST YARDS GAINED RECEIVING</b>			
Tai Streets	Michigan	1999 Citrus Bowl	129
<b>MOST TOUCHDOWN RECEPTIONS</b>			
Dwayne Dixon	Florida	1982 Bluebonnet Bowl	3
<b>MOST PUNTS</b>			
Spike Jones	Georgia	1969 Sugar Bowl	10
<b>MOST PUNTING YARDS</b>			
Spike Jones	Georgia	1969 Sugar Bowl	386
<b>MOST INTERCEPTIONS</b>			
Pat Pinkney	East Carolina	2010 Liberty Bowl	2
John Stocco	Wisconsin	2007 Capital One Bowl	2
Michael Lehan	Minnesota	2002 Music City Bowl	2
Sonny Brown	Oklahoma	1987 Orange Bowl	2
George Wilson	Alabama	1962 Sugar Bowl	2

<b>MOST INTERCEPTION YARDS RETURNED</b>			
Ian Gold	Michigan	1999 Citrus Bowl	46
<b>MOST ALL-PURPOSE YARDS</b>			
Tony Temple	Missouri	2008 Cotton Bowl	281
<b>MOST YARDS GAINED TOTAL OFFENSE</b>			
Terrelle Pryor	Ohio State	2011 Sugar Bowl	336
<b>MOST PUNT RETURNS</b>			
Curtis Fagan	Oklahoma	2002 Cotton Bowl	7
<b>MOST PUNT RETURN YARDS</b>			
Troy Mason	UNLV	2000 Las Vegas Bowl	51
<b>MOST POINTS SCORED</b>			
Tony Temple	Missouri	2008 Cotton Bowl	24
<b>MOST TOUCHDOWNS SCORED</b>			
Tony Temple	Missouri	2008 Cotton Bowl	4
<b>MOST FIELD GOALS MADE</b>			
Dan Nystrom	Minnesota	2002 Music City Bowl	5
<b>LONGEST FIELD GOAL</b>			
Taylor Mehlhaff	Wisconsin	2007 Capital One Bowl	52
Cloyce Hinton	Ole Miss	1970 Sugar Bowl	52
<b>LONGEST RUN FROM SCRIMMAGE</b>			
Chuck Webb	Tennessee	1990 Cotton Bowl	78
<b>LONGEST SCORING RUN</b>			
Chuck Webb	Tennessee	1990 Cotton Bowl	78
<b>LONGEST PASS COMPLETION</b>			
A. Kelly-A. Morgan	Tennessee	1990 Cotton Bowl	84
<b>LONGEST SCORING PASS</b>			
A. Kelly-A. Morgan	Tennessee	1990 Cotton Bowl	84
<b>LONGEST INTERCEPTION RETURN</b>			
Eddie Brown	Tennessee	1971 Liberty Bowl	47
<b>TEAM (OPPONENT)</b>			
<b>MOST RUSHING ATTEMPTS</b>			
North Carolina	1981 Gator Bowl		65
<b>MOST NET YARDS RUSHING</b>			
Missouri	2008 Cotton Bowl		323
<b>MOST PASSES COMPLETED</b>			
Oklahoma	2002 Cotton Bowl		24
Texas	2000 Cotton Bowl		24
<b>MOST YARDS PASSING</b>			
Ole Miss	1970 Sugar Bowl		273
<b>MOST TOTAL OFFENSE YARDS</b>			
Tennessee	1990 Cotton Bowl		470
<b>MOST PUNTS</b>			
Centenary	1934 Dixie Classic		13
<b>MOST POINTS</b>			
Michigan	1999 Citrus Bowl		45
<b>MOST FIELD GOALS MADE</b>			
Minnesota	2002 Music City Bowl		5
<b>FEWEST FIRST DOWNS</b>			
Texas	2014 Texas Bowl		7
<b>FEWEST FIRST DOWNS RUSHING</b>			
Texas	2014 Texas Bowl		1
Wisconsin	2007 Capital One Bowl		1

<b>FEWEST FIRST DOWNS PASSING</b>			
Alabama	1962 Sugar Bowl		0
<b>MOST FUMBLES</b>			
Georgia	1969 Sugar Bowl		7
<b>MOST FUMBLES LOST</b>			
Georgia	1969 Sugar Bowl		5
<b>MOST PENALTIES</b>			
UNLV	2000 Las Vegas Bowl		12
Michigan	1999 Citrus Bowl		12
<b>MOST PENALTY YARDS</b>			
UNLV	2000 Las Vegas Bowl		119
<b>FEWEST RUSHING ATTEMPTS</b>			
Kansas State	2016 Liberty Bowl		22
<b>FEWEST NET YARDS RUSHING</b>			
Texas	2000 Cotton Bowl		-27
<b>MOST YARDS LOST</b>			
Georgia	1969 Sugar Bowl		96
<b>FEWEST PASSES COMPLETED</b>			
Oklahoma	1987 Orange Bowl		2
<b>FEWEST TOTAL OFFENSE PLAYS</b>			
Kansas State	2016 Liberty Bowl		47
<b>FEWEST TOTAL OFFENSE YARDS</b>			
Nebraska	1965 Cotton Bowl		168
<b>FEWEST PASSES ATTEMPTED</b>			
Oklahoma	1987 Orange Bowl		5
<b>FEWEST YARDS PASSING</b>			
Alabama	1962 Sugar Bowl		20



## ARKANSAS IN OVERTIME (12-6)

1996	at Miss. State	W	16-13	OT
2000	at Miss. State	W	17-10	OT
2001	at Ole Miss	W	58-56	7 OT
2002	at Tennessee	L	41-38	6 OT
2003	at Alabama	W	34-31	2 OT
2003	at Kentucky	W	71-63	7 OT
2006	Alabama	W	24-23	2 OT
2007	at LSU	W	50-48	3 OT
2009	at LSU	L	33-30	OT
2009	vs. East Carolina	W	20-17	OT
2010	at Miss. State	W	38-31	2 OT
2012	ULM	L	34-31	OT
2013	Miss. State	L	24-17	OT
2014	Texas A&M	L	35-28	OT
2015	vs. Texas A&M	L	28-21	OT
2015	Auburn	W	54-46	4 OT
2015	at Ole Miss	W	53-52	OT
2016	at TCU	W	41-38	2OT



On one of the most memorable plays in recent program history, **HUNTER HENRY** helped Arkansas convert for a first down on 4th-and-25 in overtime at Ole Miss in 2015. The Razorbacks scored two plays later and won the game with a two-point conversion.

## ARKANSAS' NCAA RECORDS SET IN OVERTIME

- Longest games in NCAA history: seven overtimes (Arkansas at Kentucky, 2003; Arkansas at Ole Miss, 2001; and North Texas at FIU, 2006)
- Fourth-longest game in NCAA history: six overtimes (Arkansas at Tennessee, 2002)

- Most points scored in overtime: 47 at Kentucky, 2003
- Most points scored in overtime (both teams): 86, UA at Kentucky, 2003
- Most plays in an overtime game (both teams): 202, UA at Kentucky, 2003
- Second-most points scored in an overtime game (both teams): 134, UA at Kentucky, 2003

### Arkansas 71, Kentucky 63 (7 OT) Nov. 1, 2003 - Lexington, Ky.

	1Q	2Q	3Q	4Q	1OT	2OT	3OT	4OT	5OT	6OT	7OT	TOTAL
ARKANSAS	7	14	0	3	7	7	3	8	6	8	8	71
KENTUCKY	7	0	7	10	7	7	3	8	6	8	0	63

### SCORING SUMMARY

- 1st - UA DeCori Birmingham 10 run (Chris Balseiro kick); UK Andrew Hopewell 6 blocked punt return (Taylor Begley kick)  
 2nd - UA Richard Smith 26 pass from Matt Jones (Balseiro kick); UA Tom Crowder recovered blocked punt in end zone (Balseiro kick)  
 3rd - UK Alexis Bwenge 51 pass from Jared Lorenzen (Begley kick)  
 4th - UK Begley 34 field goal; UA Balseiro 37 field goal; UK Chris Benard 13 pass from Lorenzen (Begley kick)  
 1st OT - UA Mark Pierce 1 run (Balseiro kick); UK Bwenge 2 run (Begley kick)  
 2nd OT - Bwenge 7 run (Begley kick); UA Jason Peters 7 pass from Matt Jones (Balseiro kick)  
 3rd OT - UA Balseiro 25 field goal; UK Begley 24 field goal  
 4th OT - Lorenzen 1 run (Derek Abney pass from Lorenzen); UA Jones 3 run (Pierce pass from Jones)  
 5th OT - George Wilson 15 pass from Jones (pass failed); UK Lorenzen 2 run (pass failed)  
 6th OT - Lorenzen 1 run (Tommy Cook pass from Lorenzen); UA Pierce 2 run (Wilson pass from Jones)  
 7th OT - UA Birmingham 25 run (Peters pass from Jones)

	ARKANSAS	KENTUCKY
First Downs	29	29
Rushing	15	13
Passing	14	12
Penalty	0	4
Rushing Attempts-Net Yards	71-334	52-180
Net Yards Passing	271	326
Passing	28-17-0	51-28-1
Total Plays-Total Offense	99-605	103-506
Punts	6-34.3	7-40.0
Fumbles	5-2	2-1
Penalties	12-87	8-60
Possession Time	32:53	27:07
Third-Down Conversions	13-22	10-22
Fourth-Down Conversions	1-1	2-3
Sacks By: Number-Yards	2-13	2-17

### INDIVIDUAL STATISTICS

**RUSHING:** UA - DeCori Birmingham 40-196; Matt Jones 15-112; Cedric Cobbs 9-46; Carlos Ousley 1-9; Mark Pierce 2-3; Steven Harris 1(-15); Ryan Sorahan 3(-17). UK - Alexis Bwenge 22-89; Jared Lorenzen 15-39; Draak Davis 5-35; Shane Boyd 4-17; Derek Abney 1-2; Ronald Johnson 1-1; Team 1-0; Keenan Burton 3(-3).  
**PASSING:** UA - Matt Jones 25-16-0, 260; Ryan Sorahan 3-1-0, 11. UK Jared Lorenzen 49-28-1, 326; Shane Boyd 2-0-0.  
**RECEIVING:** UA - George Wilson 9-172; Richard Smith 5-69; Carlos Ousley 1-12; Jared Hicks 1-11; Jason Peters 1-7. UK Derek Abney 10-91; Chris Bernard 4-82; Tommy Cook 4-39; Draak Davis 4-13; Jeremi Drobney 2-25; Alexis Bwenge 1-51; Glenn Holt 1-17; Keenan Burton 1-7; Shane Boyd 1-1.

### Arkansas 58, Ole Miss 56 (7 OT) Nov. 3, 2001 - Oxford, Miss.

	1Q	2Q	3Q	4Q	1OT	2OT	3OT	4OT	5OT	6OT	7OT	TOTAL
ARKANSAS	0	7	3	7	7	0	6	6	6	8	8	58
OLE MISS	7	0	3	7	7	0	6	6	6	8	6	56

### SCORING SUMMARY

- 1st - UM Joe Gunn 1 run (Nichols kick);  
 2nd - UA Cedric Cobbs 2 run (O'Donohoe kick)  
 3rd - UA Brennan O'Donohoe 45 field goal; UM Jonathon Nichols 32 field goal  
 4th - UA Mark Pierce 2 run (O'Donohoe kick); UM Jason Armstead 3 pass from Eli Manning (Nichols kick)  
 1st OT - UA Cobbs 16 run (O'Donohoe kick); UM Armstead 11 pass from Manning (Nichols kick)  
 3rd OT - UA Matt Jones 25 run (rush failed); UM Gunn 1 run (pass failed)  
 4th OT - UM Bill Flowers 21 pass from Manning (pass failed); UA George Wilson 24 pass from Jones (rush failed)  
 5th OT - UA Jones 8 run (pass failed); UM Doug Zeigler 12 pass from Manning (pass failed)  
 6th OT - UM Zeigler 15 pass from Manning (Charles Stackhouse run); UA Pierce 2 run (Peters pass from Jones)  
 7th OT - UA Pierce 2 run (Birmingham pass from Jones); UM Armstead 3 pass from Manning (pass failed)

	ARKANSAS	OLE MISS
First Downs	32	28
Rushing	22	10
Passing	10	17
Penalty	0	1
Rushing Attempts-Net Yards	80-370	50-145
Net Yards Passing	161	312
Passing	26-12-1	42-27-0
Total Plays-Total Offense	106-531	92-457
Punts	5-37.6	5-36.2
Fumbles	1-1	1-1
Penalties	4-40	4-16
Possession Time	33:34	26:26
Third-Down Conversions	16-26	7-17
Fourth-Down Conversions	3-3	2-2
Sacks By: Number-Yards	1-3	0-0

### INDIVIDUAL STATISTICS

**RUSHING:** UA - Fred Talley 23-113; Matt Jones 18-110; Cedric Cobbs 22-100; Mark Pierce 11-39; Zak Clark 2-5; DeCori Birmingham 4-3. UM - Joe Gunn 31-102; Robert Williams 5-34; Charles Stackhouse 8-27; Toward Sanford 1-0; Eli Manning 4(-9).  
**PASSING:** UA - Zak Clark 9-20-1, 100; Matt Jones 3-6-0, 61. UM - Eli Manning 27-42-0, 312.  
**RECEIVING:** UA - George Wilson 8-105; Mark Pierce 2-19; Nathan Ball 1-23; Marcellus Poydras 1-0. UM - Bill Flowers 7-97; Doug Zeigler 5-102; Jason Armstead 5-27; Charles Stackhouse 4-40; Chris Collins 3-15; Omar Rayford 2-19; Robert Williams 1-2.

PRO HOGS





2017	TEAM	POS	RD	PICK
Deatrich Wise Jr.	New England	DE	4	131
Jeremy Sprinkle	Washington	TE	5	154
Jeremiah Ledbetter	Detroit	DE	6	205

2016	TEAM	POS	RD	PICK
Hunter Henry	San Diego	TE	2	35
Jonathan Williams	Buffalo	RB	5	156
Alex Collins	Seattle	RB	5	171
Sebastian Tretola	Tennessee	G	6	193
Brandon Allen	Jacksonville	QB	6	201

2015	TEAM	POS	RD	PICK
Trey Flowers	New England	DE	4	101
Martrell Spaight	Washington	LB	5	141
Tevin Mitchell	Washington	CB	6	182
Darius Philon	San Diego	DT	6	192
AJ Derby	New England	TE	6	202

2014	TEAM	POS	RD	PICK
Travis Swanson	Detroit	C	3	76
Chris Smith	Jacksonville	DE	5	159
Kiero Small	Seattle	FB	7	227
Zach Hocker	Washington	K	7	228

2013	TEAM	POS	RD	PICK
Knile Davis	Kansas City	RB	3	96
Tyler Wilson	Oakland	QB	4	112
Cobi Hamilton	Cincinnati	WR	6	197
Chris Gragg	Buffalo	TE	7	222

2012	TEAM	POS	RD	PICK
Jake Bequette	New England	DE	3	90
Joe Adams	Carolina	WR	4	104
Jarius Wright	Minnesota	WR	4	118
Greg Childs	Minnesota	WR	4	134

2011	TEAM	POS	RD	PICK
Ryan Mallett	New England	QB	3	74
D.J. Williams	Green Bay	TE	5	141
DeMarcus Love	Minnesota	T	6	168

2010	TEAM	POS	RD	PICK
Mitch Petrus	New York Giants	G	5	147

2009	TEAM	POS	RD	PICK
Jonathan Luigs	Cincinnati	C	4	106

2008	TEAM	POS	RD	PICK
Darren McFadden	Oakland	RB	1	4
Felix Jones	Dallas	RB	1	22
Marcus Harrison	Chicago	DT	3	90
Nate Garner	New York Jets	T	7	211
Peyton Hillis	Denver	FB	7	227
Marcus Monk	Chicago	WR	7	248

2007	TEAM	POS	RD	PICK
Jamaal Anderson	Atlanta	DE	1	8
Chris Houston	Atlanta	DB	2	41
Tony Ugoh	Indianapolis	T	2	42
Keith Jackson, Jr.	St. Louis	DT	7	248

2006	TEAM	POS	RD	PICK
Vickiel Vaughn	San Francisco	DB	7	254

2005	TEAM	POS	RD	PICK
Matt Jones	Jacksonville	WR	1	21
Jeb Huckeba	Seattle	LB	5	159

2004	TEAM	POS	RD	PICK
Shawn Andrews	Philadelphia	G	1	16
Ahmad Carroll	Green Bay	DB	1	25
Caleb Miller	Cincinnati	LB	3	80
Cedric Cobbs	New England	RB	4	128
Tony Bua	Miami	LB	5	160
Bo Lacy	Pittsburgh	T	6	177

2003	TEAM	POS	RD	PICK
Ken Hamlin	Seattle	DB	2	42

2002	TEAM	POS	RD	PICK
Carlos Hall	Tennessee	DB	7	240

## NFL DRAFT QUICK FACTS

- Arkansas has had a player selected in the NFL Draft 22 straight years.
- Highlighted by six over a five-year span from 2004-08, Arkansas has had 22 players taken in the first round of the NFL Draft.
- Arkansas is one of seven programs to have at least three players selected in each of last seven NFL Drafts.
- Two of the last four running back duos selected in the top five rounds of the same NFL Draft have come from Arkansas.
- Arkansas is the only program with a tight end selected in each of the last three NFL Drafts.

2001	TEAM	POS	RD	PICK
Quinton Caver	Philadelphia	LB	2	55
Randy Garner	Atlanta	DE	6	167

2000	TEAM	POS	RD	PICK
Kenoy Kennedy	Denver	DB	2	45
Bobbie Williams	Philadelphia	G	2	61
David Barrett	Arizona	DB	4	102
Anthony Lucas	Green Bay	WR	4	114
Emanuel Smith	Jacksonville	WR	6	196

1999	TEAM	POS	RD	PICK
Brandon Burlsworth	Indianapolis	G	3	63
Melvin Bradley	Arizona	DE	6	202
Madre Hill	Cleveland	RB	7	207
Ryan Hale	New York Giants	DT	7	225

1998	TEAM	POS	RD	PICK
David Sanders	Oakland	DE	7	235

1997	TEAM	POS	RD	PICK
Anthony Hicks	Green Bay	LB	5	160

1996	TEAM	POS	RD	PICK
Steve Conley	Pittsburgh	LB	3	72
Junior Soli	San Diego	DT	5	155

1994	TEAM	POS	RD	PICK
Henry Ford	Houston	DT	1	26
Isaac Davis	San Diego	G	2	43

1993	TEAM	POS	RD	PICK
Raylee Johnson	San Diego	DE	4	95

1991	TEAM	POS	RD	PICK
Derek Russell	Denver	WR	4	89

1990	TEAM	POS	RD	PICK
Barry Foster	Pittsburgh	RB	5	128
James Rouse	Chicago	RB	8	200
Elbert Crawford	Los Angeles	G	8	216
Anthony Cooney	Chicago	DB	12	310



**ARKANSAS** is the only school with five tight end selections in the NFL Draft since 2011.



1989	TEAM	POS	RD	PICK
Wayne Martin	New Orleans	DE	1	19
Steve Atwater	Denver	DB	1	20
Fred Childress	Cincinnati	G	2	55
Kerry Owens	Cincinnati	LB	4	89
Richard Brothers	Chicago	DB	7	189
Kendall Trainor	Phoenix	K	9	234
LaSalle Harper	Chicago	LB	9	243

1987	TEAM	POS	RD	PICK
Greg Horne	Cincinnati	P	5	139
Theo Young	Pittsburgh	TE	12	317

1986	TEAM	POS	RD	PICK
Greg Lasker	New York Giants	DB	2	53
Ravin Caldwell	Washington	LB	5	113
Bobby Edmonds, Jr.	Seattle	WR	5	126
Nick Miller	Cleveland	LB	5	127
Kevin Wyatt	Miami	DB	5	136

1984	TEAM	POS	RD	PICK
Ron Faurot	New York Jets	DE	1	15
Keith Kidd	Minnesota	WR	9	235

1983	TEAM	POS	RD	PICK
Billy Ray Smith, Jr.	San Diego	LB	1	5
Gary Anderson	San Diego	RB	1	20
Steve Korte	New Orleans	C	2	38
Danny Walters	San Diego	DB	4	95

1982	TEAM	POS	RD	PICK
Jeff Goff	Washington	LB	12	322

1981	TEAM	POS	RD	PICK
Steve Cox	Cleveland	P	5	134
Bobby Duckworth	San Diego	WR	6	162
Kevin Evans	New Orleans	DB	8	215
Hugh Jernigan	Detroit	DB	9	238
Trent Bryant	Baltimore	DB	10	259

1980	TEAM	POS	RD	PICK
Tom Ginn	Detroit	C	5	120
Mike Massey	Oakland	LB	11	291
Roland Sales	Cleveland	RB	11	294
Kevin Scanlon	Los Angeles	QB	12	332

1979	TEAM	POS	RD	PICK
Dan Hampton	Chicago	DT	1	4
Jerry Eckwood	Tampa Bay	RB	3	60
Vaughn Lusby	Cincinnati	DB	4	91
Ben Cowins	Philadelphia	RB	4	94
Michael Forrest	Kansas City	RB	12	305

1978	TEAM	POS	RD	PICK
Steve Little	St. Louis	K	1	15
Leotis Harris	Green Bay	G	6	144

1977	TEAM	POS	RD	PICK
R. C. Thielemann	Atlanta	G	2	36
Greg Koch	Green Bay	T	2	39
Gerald Skinner	New England	T	4	109
Dennis Winston	Pittsburgh	LB	5	132
Curtis Townsend	San Diego	LB	10	265

1976	TEAM	POS	RD	PICK
Ike Forte	New England	RB	2	35
Mike Kirkland	Baltimore	QB	5	143



Selected with the fourth overall pick in the 2008 NFL Draft by the Oakland Raiders, **DARREN MCFADDEN** joined Dan Hampton as the highest choice in program history.

Scott Bull	San Francisco	QB	6	177	Bob Stankovich	Kansas City	G	10	260
Richard LaFargue	Philadelphia	C	8	216	Rodney Brand	New York Giants	C	14	350
Rolland Fuchs	Pittsburgh	RB	11	319	Cliff Powell	St. Louis	LB	17	423

1975	TEAM	POS	RD	PICK
Rollen Smith	Cincinnati	DB	6	145
Floyd Hogan	Cleveland	DB	9	215
Marsh White	New York Giants	RB	12	287
Brison Manor	New York Jets	DT	15	380

1974	TEAM	POS	RD	PICK
Danny Rhodes	Baltimore	LB	6	140
Jack Ettinger	Chicago	WR	7	160
Dickey Morton	Pittsburgh	RB	11	283

1973	TEAM	POS	RD	PICK
Joe Ferguson	Buffalo	QB	3	57
Dave Reavis	Pittsburgh	DE	5	106
Tom Reed	Atlanta	G	8	195
Mike Reppond	Buffalo	WR	9	215
Don Wunderly	Pittsburgh	DT	10	258
Mike Griffin	Chicago	G	12	291
Jim Hodge	Atlanta	WR	17	428

1972	TEAM	POS	RD	PICK
Bill McClard	San Diego	K	3	61
Tom Mabry	New York Giants	T	8	184
Mike Kelson	New England	T	9	220
Ronnie Jones	St. Louis	LB	11	265

1971	TEAM	POS	RD	PICK
Jerry Moore	Chicago	DB	4	89
Chuck Dicus	San Diego	WR	7	169
Bill Burnett	Baltimore	RB	9	234
Bruce James	Philadelphia	LB	16	395
Pat Morrison	Buffalo	TE	17	419

1970	TEAM	POS	RD	PICK
Terry Stewart	New York Jets	DB	6	150
Jerry Dossey	Dallas	G	8	205
Bruce Maxwell	Detroit	RB	10	253

1969	TEAM	POS	RD	PICK
Jim Barnes	Minnesota	G	5	121
Webster Hubbell	Chicago	G	8	197
Gary Adams	Philadelphia	DB	12	288

1968	TEAM	POS	RD	PICK
Ernie Ruple	Pittsburgh	T	2	36
Ronnie South	New Orleans	QB	5	115

1967	TEAM	POS	RD	PICK
Loyd Phillips	Chicago	DE	1	10
Harry Jones	Philadelphia	RB	1	19
Martine Bercher	Atlanta	DB	6	151

1966	TEAM	POS	RD	PICK
James Lindsey	Minnesota	RB	2	27
Dick Cunningham	Detroit	T	9	136
Mike Bender	Atlanta	G	10	141
Bobby Burnett	Chicago	RB	10	152
Jim Williams	Minnesota	DE	16	237
Bobby Crockett	New York Giants	WR	19	282

1965	TEAM	POS	RD	PICK
Glen Ray Hines	St. Louis	T	6	82
Ronnie Caveness	Los Angeles	LB	9	121

1964	TEAM	POS	RD	PICK
Wes Bryant	Detroit Lions	T	7	90
Jerry Lamb	St. Louis	E	7	93
Gordon Quest	Washington	QB	20	270

1963	TEAM	POS	RD	PICK
Danny Brabham	St. Louis	LB	3	30
Billy Moody	Los Angeles	HB	12	155
Dave Adams	Washington	G	16	218
Bill Clay	St. Louis	E	20	269





1962	TEAM	POS	RD	PICK
Lance Alworth	San Francisco	WR	1	8
John Childress	Washington	G	10	127
George McKinney	Philadelphia	B	13	180
Jerry Mazzanti	Philadelphia	DE	16	223

1961	TEAM	POS	RD	PICK
Paul Dudley	Green Bay	B	4	54
Jim Collier	New York Giants	TE	7	95

1959	TEAM	POS	RD	PICK
Charley Sample	Green Bay	B	20	229
Donnie Stone	Chicago	HB	21	249

1958	TEAM	POS	RD	PICK
Don Christian	San Francisco	B	21	251

1957	TEAM	POS	RD	PICK
Billy Ray Smith, Sr.	Los Angeles	DT	3	26
George Walker	Cleveland	B	3	28
Ronnie Underwood	Baltimore	B	5	54

1956	TEAM	POS	RD	PICK
Preston Carpenter	Cleveland	E	1	13
Henry Moore	New York Giants	DB	2	19
Buddy Benson	Pittsburgh	B	27	316
Gerry Nesbitt	New York Giants	B	27	321
Bill Fuller	New York Giants	T	28	333

1955	TEAM	POS	RD	PICK
Bud Brooks	Detroit	G	5	13
A. J. Baker	Washington	B	27	316

1954	TEAM	POS	RD	PICK
Lamar McHan	Chicago	QB	1	2
Floyd Sagely	San Francisco	DB	6	71
Tom Garlington	Chicago	T	8	90
Sammy Dumas	Chicago	G	14	158
Jack Troxell	Chicago	B	17	194
Buster Graves	Detroit	T	19	229

1953	TEAM	POS	RD	PICK
Lew Carpenter	Detroit	HB	8	97
John Cole	Baltimore	B	10	110
Buddy Sutton	Baltimore	B	15	170

1952	TEAM	POS	RD	PICK
Bob Griffin	Los Angeles	LB	2	25
Pat Summerall	Detroit	E	4	45
Dave Hanner	Green Bay	DT	5	52
Fred Williams	Chicago	DT	5	56
Billy Jurney	Chicago	E	8	92
Bill Ward	New York Giants	G	13	146
Frank Fischel	Chicago	E	20	232

1951	TEAM	POS	RD	PICK
Jack Richards	Philadelphia	E	8	93
Louis Schaufele	Philadelphia	B	10	116
Buddy Brown	Washington	G	26	221
Buddy Rogers	Chicago	B	26	312
Fred Williams	Cleveland	DT	26	315
Marv Stendel	Philadelphia	E	28	332
Leon Campbell	Chicago	FB	28	336

1950	TEAM	POS	RD	PICK
Leon Campbell	Baltimore	FB	2	15
Bill Bass	Baltimore	B	9	106

John Lunney	Los Angeles	G	12	155
Billy Hix	Philadelphia	E	14	183
Alvin Duke	Washington	B	18	227
Geno Mazzanti	Baltimore	HB	26	327

1949	TEAM	POS	RD	PICK
John Hoffman	Chicago	HB	5	49
Ross Pritchard	Washington	B	17	168
Ed Hamilton	Los Angeles	E	22	217
Frank Lambright	Green Bay	G	25	243

1948	TEAM	POS	RD	PICK
Clyde Scott	Philadelphia	HB	1	8
Jim Minor	Detroit	T	4	25
Don Richards	Green Bay	T	5	27
Aubrey Fowler	Philadelphia	HB	18	162
Floyd Thomas	Green Bay	C	20	181
Theron Roberts	New York Giants	G	23	206

1947	TEAM	POS	RD	PICK
Alton Baldwin	Boston	E	4	25
Earl Wheeler	Washington	C	15	128
Herm Lubker	Green Bay	E	26	241

1946	TEAM	POS	RD	PICK
Mike Schumchyk	Los Angeles	E	9	80
Alton Baldwin	Chicago	E	29	271

1945	TEAM	POS	RD	PICK
Leon Pense	Pittsburgh	DB	9	79
Lamar Dingle	Green Bay	E	9	87
Ben Jones	Boston	E	11	102
Jim Young	New York Giants	T	11	108
Bob Boozer	New York Giants	T	13	130
Marv Lindsey	Green Bay	B	14	142
Charley Lively	Boston	T	20	199
Ray Pipkin	New York Giants	B	29	306

1944	TEAM	POS	RD	PICK
Virgil Johnson	Green Bay	E	11	104
David Jones	Cleveland	B	22	229
Paul Paladino	Green Bay	G	29	302

1943	TEAM	POS	RD	PICK
Bob Forte	Green Bay	B	11	98
Jay Lawhorn	Philadelphia	T	23	212
Harry Wynne	Pittsburgh	E	24	227
Bob Green	Brooklyn	T	27	254

1942	TEAM	POS	RD	PICK
Firman Bynum	Detroit	T	16	145
R. C. Pitts	Brooklyn	E	17	157

1941	TEAM	POS	RD	PICK
Red Hickey	Philadelphia	E	6	98
Milt Simington	Cleveland	G	9	74
Maurice Britt	Detroit	E	13	115
Johnny Frieberger	Green Bay	E	15	13

1940	TEAM	POS	RD	PICK
Kay Eakin	Pittsburgh	HB	1	3
Saul Singer	Philadelphia	T	6	43
Wilfred Thorpe	Cleveland	G	9	75
Bolo Perdue	Washington	DE	16	148

1939	TEAM	POS	RD	PICK
Lloyd Woodell	New York Giants	C	7	60

1938	TEAM	POS	RD	PICK
Jack Robbins	Chicago	HB	1	5
Jim Benton	Cleveland	E	2	11
Ray Hamilton	Cleveland	E	6	41
Dwight Sloan	Chicago	B	10	85



The first tight end taken in the 2016 NFL Draft, **HUNTER HENRY** was named to the PFWA All-Rookie team after leading all NFL tight ends with eight touchdown catches in his first season.

# PRO HOGS IN THE NFL

## A

Chad Abernathy	Minnesota
Gary Adams	Philadelphia [1969]
Joe Adams	Carolina [2012-13], Edmonton (CFL) [2014], Houston [2014], BC (CFL) [2014], Texas (CFL) [2016], San Jose (CFL) [2016]
O'Neal Adams	NY Giants [1942-45], Brooklyn (AAFC)
Anders Akerstrom	New Orleans [2005], Hamburg (NFL) [2006]
Winston Alderson	Houston
Brandon Allen	Jacksonville [2016-Present]
Lance Alworth*	San Diego [1962-70], Dallas [1971-72]
Gary Anderson*	Tampa Bay (USFL), San Diego [1985-88], Tampa Bay [1990-93], Memphis (CFL), Detroit [1993]
Jamaal Anderson*	Atlanta [2007-10], Indianapolis [2011], Cincinnati [2012-13], Chicago [2013]
Ken Anderson	Chicago [1999], Orlando (XFL)
Shawn Andrews*	Philadelphia [2004-2009], New York Giants [2010]
Rick Apolskis	NY Giants, Barcelona (WLA)
Steve Atwater*	Denver [1989-98], NY Jets [1999]

## B

Herman Bagby	Brooklyn (AAFC), Cleveland (AAFC)
Alvin Bailey	Seattle [2013-2015], Cleveland [2016-17]
Alton Baldwin	Buffalo (AAFC), Green Bay [1950]
Hubert Barker	NY Giants [1942-45]
David Barrett	Arizona [2000-03], NY Jets [2004-08]
Jake Bequette	New England [2012-15]
Jay Bequette	Oklahoma (USFL)
Geno Bell	NY Jets, Cleveland
Mike Bender	Atlanta
Ken Benson	Toronto (CFL)
Jim Benton	Los Angeles (Rams) [1938-40, 42, 44-47], Cleveland, Chicago [1943]
DeCori Birmingham	New England [2005], New York Jets [2005], San Francisco (2006), New York Giants [2006-07], Indianapolis [2007], Carolina [2007-09]
Kirk Botkin	New England, New Orleans [1994-95], Pittsburgh [1996-97]
Danny Brabham	Houston [1963-67], Cincinnati [1968]
Vincent Bradford	San Francisco [1997]
Melvin Bradley	Arizona [1999], Calgary (CFL) [2002-04]
Jesse Branch	Calgary (CFL), Edmonton (CFL)
Robert Brannon	New Orleans [1987]
Sam Breeden	New Orleans [2004], Green Bay [2005]
Jermaine Brooks	Dallas [2003-05]

Richard Brothers	Chicago
Anthony Brown	Chicago [2007]
Maurice Britt	Detroit [1941]
Jon Brittenum	San Diego [1968]
William Brooks	Detroit
Richard Brothers	Chicago
Bill Brown	Washington [1951-52], Green Bay [1953-56]
Trent Bryant	Kansas City [1982-83, 87], Washington [1981], Chicago (USFL)
Wes Bryant	Minnesota
Tony Bua	Miami [2004-05], Cincinnati [2006], Calgary (CFL) [2007]
Scott Bull	San Francisco [1976-78]
Dick Bumpas	Memphis (WFL), Pittsburgh, British Columbia (CFL)
Brandon Burlsworth	Indianapolis [1998]
Bobby Burnett	Buffalo [1966-67], Denver [1969]

## C

Ron Calcagni	Ottawa (CFL), Edmonton (CFL)
Ravin Caldwell	Washington [1987-92]
Leon Campbell	NY Yanks [1950], Chicago [1952-54], Pittsburgh [1955]
Lew Carpenter	Detroit [1953-55], Cleveland [1957-58], Green Bay [1959-63]
Preston Carpenter*	Cleveland [1956-59], Pittsburgh [1960-63], Washington [1964-66], Miami [1966], Minnesota [1966]
Ahmad Carroll*	Green Bay [2004-05], Jacksonville [2006], Orlando (AFL) [2008], NY Jets [2009]
Albert Casey	St. Louis (Browns)
Daryl Cato	Miami (AAFC)
Ronnie Caveness	Houston [1966-68], Kansas City
Quinton Caver	Philadelphia [2001-02], Kansas City [2002-04], Dallas [2005-06], Hamilton (CFL) [2007]
Tyrone Chatman	British Columbia (CFL)
Freddie Childress	Cincinnati, Oakland, Dallas, New England [1991], Cleveland, Calgary (CFL), Saskatchewan (CFL) [2006]
Greg Childs	Minnesota [2012-13]
Chrys Chukwuma	Dallas, Las Vegas (XFL), Tennessee
Jessie Clark	Green Bay [1983-87], Detroit [1988], Phoenix [1988-89], Minnesota [1989-90]
Thomas Cobb	Kansas City, Cleveland, Detroit, Chicago (Cardinals) [1931]
Cedric Cobbs	New England [2004-05], Denver [2006]
Raymond Cole	Milwaukee [1940-41]
James Collier	NY Giants [1962], Washington [1963]
Alex Collins	Seattle [2016-Present]



**ALEX COLLINS** (left) and **JONATHAN WILLIAMS** (right) are one of just three running back duos to be selected in the first five rounds of the same NFL Draft since 2008 when Arkansas greats Darren McFadden and Felix Jones both went in the first round.



Steven Conley	Pittsburgh [1996-98], Indianapolis [1998], Saskatchewan (CFL)
Brey Cook	Washington [2015]
Grant Cook	Green Bay [2012], Minnesota [2012]
Anthony Cooney	Chicago, Montreal (WLAF)
D.J. Cooper	New Orleans, Memphis (XFL)
Charles Corgan	Kansas City, Hartford, NY Giants
Ben Cowins	Philadelphia, Kansas City, Toronto, (CFL)
Steve Cox	Cleveland, Washington [1981-88]
Reggie Craig	Kansas City [1975-76], Buffalo [1977], Cleveland
Elbert Crawford	LA Rams, New England [1990-91], Denver
Milan Creighton	Chicago (Cardinals) [1931-37]
Bobby Crockett	Buffalo [1966-69]
Tom Crowder	Dallas [2004-06]
Dick Cunningham	Buffalo [1967-72], Philadelphia [1973], Houston [1973], Detroit
DeAnthony Curtis	Tampa Bay [2012]

D

Weston Dacus	Kansas City [2008-2009]
Kim Dameron	Memphis (USFL)
Joe Dean Davenport	San Francisco, Indianapolis [2001-03]
Andrew Davie	New York Jets [2009], Carolina [2009]
Brandon Davis#	Cleveland [2002], Philadelphia [2003]
Curt Davis	Atlanta [2001]
Isaac Davis	San Diego [1994-97], New Orleans [1997], Minnesota [1998]
Knile Davis	Kansas City [2013-16], Green Bay [2016], Kansas City [2017], Pittsburgh [2017-Present]
AJ Derby	New England [2015-16], Denver [2016-Present]
Ron Dickerson, Jr.	Kansas City [1993-94]
Chuck Dicus	San Diego [1971-72], Pittsburgh [1973]
Arrion Dixon	Kansas City [2005-06]
Ray Dominguez	Green Bay [2011], Carolina [2012], Dallas [2013]
Freddie Douglas	Pittsburgh, Tampa Bay [1976]
Bobby Duckworth	San Diego [1982-84], Los Angeles (Rams) [1985-86], Philadelphia [1986]
Paul Dudley	NY Giants [1962], Philadelphia [1963]

E

Kay Eakin*	NY Giants [1940-41], Miami (AAFC)
Jerry Eckwood	Tampa Bay [1979-81]
Bobby Joe Edmonds	Seattle [1986-88], Los Angeles (Raiders) [1989], Tampa Bay [1995], Detroit
Brooks Ellis	New England [2017-Present]
Anthony Eubanks	Dallas
Jack Ettinger	Memphis (WFL)

F

Ron Faurot	NY Jets [1984-85]
Robert Felton	Buffalo [2008], Oakland [2008]



Arguably the greatest tackle in Philadelphia Eagles history, **JASON PETERS** has made nine Pro Bowl appearances and earned six All-Pro selections in his 13 NFL seasons.

Joe Ferguson	Buffalo [1973-84], Detroit [1985-87], Tampa Bay [1988-89], Indianapolis [1990]
Milton Fields	Birmingham (USFL), Washington
Trey Flowers	New England [2015-Present]
Henry Ford*	Houston/Tennessee [1994-2002]
Ike Forte	NY Giants, Washington [1978-80]
Robert Forte	Green Bay [1946-53]
Barry Foster	Pittsburgh [1990-94]
Aubrey Fowler	Boston Yanks [1948]
Jerry Franklin	Denver [2012], Carolina [2012], Dallas [2012], Chicago [2013], Kansas City [2014], New Orleans [2014-15], Detroit [2016-Present]

G

Rohan Gaines	Los Angeles [2016]
Nate Garner	New York Jets [2008], Miami Dolphins [2008-14]
Randy Garner	Atlanta [2001], Jacksonville [2002], Rhein Fire (NFL) [2004], Denver Broncos [2004]
Grant Garrett	Green Bay, Kansas City
Greg Gatson	San Diego [2012-13]
Tom Ginn	Detroit [1980-81]
Jeff Goff	Washington
Brett Goode	Jacksonville [2007], Green Bay [2008-16]
Chris Gragg	Buffalo [2013-2016]
Michael Grant	Jacksonville [2008], Kansas City [2008], Washington [2008-09], Cleveland [2009]
Oscar Gray	Phoenix [1995], Seattle [1996-97]
Bob Griffin	St. Louis [1961], Los Angeles (Rams) [1953-57], Detroit

H

John Haden	NY Giants [1936-38]
Ryan Hale	NY Giants [1999-2000]
Carlos Hall	Tennessee [2002-05], Kansas City [2005-06], Denver [2007]
Cobi Hamilton	Cincinnati [2013-2014, 14-15], Philadelphia [2014], Miami [2015], Carolina [2016], Pittsburgh [2016-Present]
Ray Hamilton	Cleveland, Detroit [1939], Los Angeles (Rams) [1938, 44-47], Philadelphia [1940]
Ken Hamlin	Seattle [2003-06], Dallas [2007-09], Baltimore [2010], Indianapolis [2010-11]
Dan Hampton*	Chicago [1979-90]
William Hampton	Montreal (CFL)
Dave Hanner	Green Bay [1952-64]
LaSalle Harper	Chicago [1989], NY Giants [1989]
Corey Harris	Atlanta
Elliott Harris	Pittsburgh [2005], Houston [2006]
Leotis Harris	Green Bay [1978-83]
Steven Harris	Washington [2005-07]
Wayne Harris	Calgary (CFL)
Marcus Harrison	Chicago [2008-10]
Keon Hatcher	Oakland [2017-Present]
Ken Hayden	Philadelphia [1942], Washington [1943]
Hunter Henry	San Diego/Los Angeles Chargers [2016-Present]
Chuck Herman	Atlanta [1980]
Javonte Herndon	San Diego [2014-16]
Howard Hickey	Pittsburgh [1941], Cleveland, Los Angeles (Rams) [1941, 45-48]
Anthony Hicks	Green Bay, Jacksonville
Alonzo Highsmith	Miami [2013], Kansas City [2014], Washington [2015]
Madre Hill	Cleveland, Berlin (NFL), Oakland [2002-03]
Peyton Hillis	Denver [2008-09], Cleveland [2010-11], Kansas City [2012], Tampa Bay [2013], New York Giants [2013-14]
Glen Ray Hines	Houston [1966-70], New Orleans [1971-72], Pittsburgh [1973]
Bill Hix	Philadelphia [1950]
Gary Hobbs	Kansas City
Zach Hocker	Washington [2014], Miami [2015], New Orleans [2015], St. Louis [2015], Cincinnati [2016]
John Hoffman	Chicago [1949-56]
Floyd Hogan	British Columbia (CFL)
Cody Hollister	New England [2017-Present]
Derek Holloway	Michigan, (USFL), Arizona (USFL), Washington [1986], Tampa Bay [1987]
Greg Horne	Cincinnati [1987], St. Louis/Phoenix [1987-88], Washington, London (WLAF)
Julian Horton	Tennessee [2014]

Raymond House	Atlanta [2003-04], Ottawa (CFL) [2005]
Chris Houston	Atlanta [2007-09], Detroit [2010-13], Carolina [2015]
DeArrius Howard	Kansas City [2006]
Jim Lee Howell	NY Giants [1937-42, 46-48], Tampa Bay
Jeb Huckeba	Seattle [2005-06]

<b>I</b>	
Darwin Ireland	Chicago [1994-95]
Sam Irwin-Hill	Dallas [2017-Present]

<b>J</b>	
Eddie Jackson	Carolina [2004-05], Miami [2006], New England [2007], Washington [2008]
Keith Jackson	St. Louis [2007], San Diego [2008]
Charles Jamerson	Hartford
Michael James	Dallas
Cameron Jefferson	Chicago [2015], Denver [2015-16], Buffalo [2017-Present]
Michael Jenkins	Toronto (CFL), Houston, Montreal (CFL) [2005], Edmonton (CFL) [2006]
Dennis Johnson	Houston [2013], Cleveland [2013], Brooklyn Bolts (FXFL) [2014-15]
Ray Lee Johnson	San Diego [1993-03], Denver [2004-05]
Felix Jones*	Dallas [2008-12], Philadelphia [2013], Pittsburgh [2013]
Harry Jones*	Philadelphia [1967-71]
J.J. Jones	Dallas [2001], New Orleans [2002-03], Scottish (NFLE) [2004]
Matt Jones*	Jacksonville [2005-2008], Cincinnati [2010]

<b>K</b>	
Allen Keen	Philadelphia [1937-38]
Randy Kelly	Kansas City [2007]
Kenoy Kennedy	Denver [2000-04], Detroit [2005-07]
Carl Kidd	Oakland [1995-96], British Columbia (CFL) [2000], Minnesota [2001], British Columbia (CFL) [2002-06]
Keith Kidd	Minnesota [1987]
Denver Kirkland	Oakland [2016-Present]
Mike Kirkland	Baltimore (Colts) [1976-78]
Steve Korte	New Orleans [1983-90]
Greg Koch	Green Bay [1977-85], Miami [1986-87], Minnesota [1987]

<b>L</b>	
Bo Lacy	Pittsburgh [2004], Chicago [2005], Indianapolis [2006], Atlanta [2007]
Jerry Lamb	Kansas City
Sacha Lancaster	Hamburg (NFLE) [2005], Rhein (NFLE) [2006], British Columbia (CFL) [2007]
Greg Lasker	NY Giants [1986-88], Phoenix [1988], Chicago [1988]
Homer Ledbetter	Chicago Cardinals [1932-33]
Jim Lindsey	Minnesota [1966-72]
Steve Little*	St. Louis [1978-80]
Mitchell Loewen	New Orleans [2016-Present]
DeMarcus Love	Minnesota [2011-13], Jacksonville [2013], New York Giants [2014], New Orleans [2014], Denver [2014], Atlanta [2015]
Jamar Love	New England [2009], Dallas [2009], Tampa Bay [2009], Tennessee [2009]
Anthony Lucas	Green Bay, Dallas
Jonathan Luigs	Cincinnati [2009]
Kenneth Lunday	NY Giants [1937-41, 46-47]
Vaughn Lusby	Cincinnati [1979], Chicago [1980]

<b>M</b>	
Isaac Madison	Dallas [2012], Detroit [2012]
Ryan Mallett	New England [2011-2014], Houston [2014-2015], Baltimore [2015-Present]
Brison Manor	Denver [1977-84], Tampa Bay [1984]
Fred Marshall	Calgary (CFL)
Wayne Martin*	New Orleans [1989-99]
Darryl Mason	Birmingham (USFL)
Geno Mazzanti	NY Yanks [1950]
Jerry Mazzanti	Philadelphia [1963], Detroit [1966], Pittsburgh [1967]
Bruce Maxwell	Detroit [1970]
Darren McFadden*	Oakland [2008-14], Dallas [2015-Present]
Bill McClard	San Diego [1972], New Orleans [1973-75]
Lamar McHan*	Chicago Cardinals [1954-58], Green Bay [1959-60], Baltimore Colts [1961-63], San Francisco [1963]



**TRAVIS SWANSON**, who has started 31 of 42 games played over three seasons, is the Detroit Lions' longest-tenured offensive lineman heading into the 2017 season.

J.J. Meadors	Edmonton (CFL)
Peter Merloni	Boston Braves
Caleb Miller	Cincinnati [2004-07]
Nick Miller	Cleveland
Tevin Mitchell	Washington [2015], Indianapolis [2015-Present]
Braylon Mitchell	Oakland [2015]
Verl Mitchell	Atlanta
Marcus Monk	Chicago [2008], Carolina [2009]
Charles Moore	Washington [1962]
Henry Moore	NY Giants [1956], Baltimore Colts [1957]
Jerry Moore	Chicago [1971-72], New Orleans [1973-74]
Jim Mooty	Dallas [1960]
Drew Morgan	Miami [2017-Present]
Alex Mortensen	Tennessee [2009]
Dickey Morton	Toronto (CFL), Pittsburgh
Lock Morton	Newark
Tom Murphy	Chicago Cardinals [1934]
Wes Murphy	Kansas City [2007]

<b>N</b>	
Jerico Nelson	New Orleans [2012-13]
Gerald Nesbitt	Ottawa (CFL)

<b>O</b>	
Sam Olajubutu	Tampa Bay [2007]
Tony Ollison	Indianapolis, San Antonio (USFL)
Kerry Owens	Cincinnati, Cleveland [1989]

<b>P</b>	
Zac Painter	Dallas
Stephen Parker	Miami [2007]
Leon Pense	Pittsburgh [1945]
Jason Peters	Buffalo [2004-08], Philadelphia [2009-Present]
Mitch Petrus	New York Giants [2010-12], New England [2012], Tennessee [2012]
Jermaine Petty	Cincinnati [2002], Green Bay [2003]
Loyd Phillips*	Chicago [1967-69], New Orleans
Darius Philon	San Diego [2015-Present]
Joyce Pipkin	NY Giants [1948], Los Angeles

<b>R</b>	
Davis Reavis	Pittsburgh [1974-75], Tampa Bay [1976-83]
Mike Reppond	Chicago [1973], British Columbia (CFL)
Lawrence Richardson	Buffalo [2004], Hamburg (NFLE) [2005]
Matterral Richardson	Washington [2008], Houston [2008], Cleveland [2009]
Danny Rhodes	Baltimore Colts [1974]
Jack Robbins*	Chicago Cardinals [1938-39]
Kyle Roper	Baltimore [2006]



James Rouse	Chicago [1990-91]
Coy Ernest Ruple	Pittsburgh [1968-69]
Derek Russell	Denver [1991-94], Houston/Tennessee [1995-97]

S

Floyd Sagely	Chicago Cardinals [1957]
Roland Sales	Toronto (CFL), Montreal (CFL)
Howard Sampson	Green Bay [1978-79]
David Sanders	Oakland, San Francisco (XFL)
Kenny Sandlin	Carolina [2002], Minnesota [2003]
Kevin Scanlon	Los Angeles Rams [1980], Hamilton (CFL) [1980]
Clyde Scott*	Philadelphia [1949-52], Detroit [1952]
Earl Scott	Amsterdam (WLAF)
Malcolm Sheppard	Houston [2010], Tennessee [2010-2011]
Milt Simington	Cleveland, Pittsburgh [1942]
Desmond Sims	New Orleans [2007]
Gerald Skinner	Green Bay [1978]
Dan Skipper	Dallas [2017-Present]
Dwight Sloan	Chicago Cardinals [1938], Detroit [1939-40]
Kiero Small	Seattle [2014], Cleveland [2014], Baltimore [2014-2015]
Billy Ray Smith Sr.	Los Angeles Rams [1957], Pittsburgh [1958-60], Baltimore Colts [1961, 63-70]
Billy Ray Smith Jr.*	San Diego [1983-92]
Chris Smith	Jacksonville [2014-16], Cincinnati [2017-Present]
Emanuel Smith	Jacksonville [2000]
Mark Smith	Kansas City
Richard Smith	Kansas City [2004-05], Washington [2006], Edmonton (CFL) [2007]
Rollen Smith	St. Louis
Michael Snowden	Tennessee
Junior Soli	San Diego
Ryan Sorahan	New Orleans [2004]
Ronny South	New Orleans [1968]
Martrell Spaight	Washington [2015-Present]
Ray Spillers	Philadelphia [1937]
Bob Stankovitch	Kansas City
George Stewart	Kansas City
Clint Stoerner	Dallas [2000-03], Scottish (NFL), Miami [2004]
Donnie Stone	Denver [1961-64], Buffalo [1965], Houston [1966]
Pat Summerall	Detroit [1952], Chicago Cardinals [1953-57], NY Giants [1958-61]
Buddy Sutton	Baltimore
Travis Swanson	Detroit [2014-Present]

T

Fred Talley	Atlanta [2003], Edmonton (CFL) [2004], Montreal (CFL) [2005], Atlanta [2006]
Brad Taylor	Edmonton (CFL), Montreal (CFL)
R.C. Thielemann	Atlanta [1977-84], Wash. [1985-88]
Mick Thomas	Atlanta
Robert Thomas	Washington [2014-2015], Seattle [2015], New England [2015], Miami [2015], Carolina [2016], NY Giants [2016-Present]
Tramain Thomas	Tampa Bay [2012]
Wilfred Thorpe	Cleveland
Curtis Townsend	St. Louis [1978], San Diego
Kendall Trainor	Phoenix, Sacramento (WLAF), New York, New Jersey (WLAF)
Sebastian Tretola	Tennessee [2016-Present]
Zac Tubbs	Buffalo [2007]

U

Tony Ugoh	Indianapolis [2007-09], Detroit [2010], Indianapolis [2011], New York Giants [2011], Kansas City [2012]
Ron Underwood	Chicago

V

Jose Valdez	Atlanta [2009-11], St. Louis [2012], Saskatchewan (CFL) [2013]
Clyde Van Sickle	Green Bay [1932-33]
Vickiel Vaughn	San Francisco [2006], Washington [2007], Denver [2008]
Darius Vinnett	St. Louis [2007-08]

W

Jimmy Walker	Minnesota [1987], Edmonton (CFL), Ottawa (CFL), Birmingham (USFL)
Gavin Walls	Minnesota [2003], Scottish (NFL) [2004], Winnipeg (CFL) [2005-2010], Montreal (CFL) [2010-11]
Danny Walters	San Diego [1983-87]
Charles Washington	Green Bay [1987]
Orlando Watters	Seattle [1994]
Tim Webster	Green Bay [1971]
Marsh White	NY Giants [1975-77]
Bobbie Williams	Philadelphia [2000-03], Cincinnati [2004-11]
Boo Williams	New Orleans [2001-05], NY Giants [2006]
D.J. Williams	Green Bay [2011-12], Jacksonville [2013], New England [2013], Tampa Bay [2014], Washington [2015]
Fred Williams	Chicago [1952-63], Washington [1964-65]
Jonathan Williams	Buffalo [2016-Present]
Patrick Williams	New York Jets
Demetrius Wilson	San Diego [2015]
George Wilson	Detroit [2004], Buffalo [2005-12], Tennessee [2013-14]
Tyler Wilson	Oakland [2013], Tennessee [2013], Cincinnati [2014]
Ronnie Wingo Jr.	Atlanta [2013], Buffalo [2013-14], Atlanta [2014-15]
Ben Winkleman	Milwaukee
Bill Winston	New York Jets
Dennis Winston	Pittsburgh [1977-81, 85-86], New Orleans [1982-85]
Jarius Wright	Minnesota [2012-Present]
Don Wunderly	Pittsburgh, British Columbia (CFL)
Kevin Wyatt	Miami, San Diego [1986]
Harry Wynne	Boston Yanks, NY Giants [1945]

Y

Theo Young	Pittsburgh [1987]
------------	-------------------

\* Drafted first round  
 # Played basketball at Arkansas  
 Years spent with each team not available for all players.



The first draft selection for Arkansas in 2017, **DEATRICH WISE JR.** is the second Razorback defensive lineman drafted by the New England Patriots in the past three years, joining Super Bowl LI champion Trey Flowers.

# PRO HOGS IN THE SUPER BOWL



PLAYER	TEAM	SUPER BOWL (OPPONENT)
Lance Alworth, WR	Dallas	VI (Miami)
Steve Atwater, S	Denver	XXIV (San Francisco)
		XXXII (Green Bay)
		XXXIII (Atlanta)
Alvin Bailey, OT	Seattle	XLVIII (Denver)
		XLIX (New England)
Jake Bequette, DE <sup>^</sup>	New England	XLIX (Denver)
Ravin Caldwell, LB	Washington	XXII (Denver)
		XXVI (Buffalo)
Mike Cherry, QB	N.Y. Giants	XXXV (Baltimore)
Steve Cox, P	Washington	XXII (Denver)
Trey Flowers, DE	New England	LI (Atlanta)
Henry Ford, DT/DE	Tennessee	XXIV (St. Louis)
Brett Goode, LS	Green Bay	XLV (Pittsburgh)
Ryan Hale, DT	N.Y. Giants	XXXV (Baltimore)
Dan Hampton, DE	Chicago	XX (New England)
Madre Hill, RB	Oakland	XXXVII (Tampa Bay)
Tavaris Jackson, QB	Seattle	XLVIII (Denver)
Cameron Jefferson, OT <sup>^</sup>	Denver	50 (Denver)
Raylee Johnson, DE	San Diego	XXIX (San Francisco)
Greg Lasker, S	N.Y. Giants	XXI (Denver)
Jim Lindsey, RB	Minnesota	IV (Kansas City)
Ryan Mallett, QB	New England	XLVI (N.Y. Giants)
Brisan Manor, DE	Denver	XII (Dallas)
Mitch Petrus, OG	N.Y. Giants	XLVI (New England)
Dave Reavis, OT	Pittsburgh	IX (Minnesota)
		X (Dallas)
Billy Ray Smith, DT	Baltimore Colts	III (N.Y. Jets)
		V (Dallas)
R.C. Thielemann, OG	Washington	XXII (Denver)
Tony Ugoh, OT	Indianapolis	XLIV (New Orleans)
	N.Y. Giants	XLVI (New England)
Bobbie Williams, OG	Baltimore	XLVII (San Francisco)
Dennis Winston, LB	Pittsburgh	XIII (Dallas)
		XIV (Los Angeles Rams)

<sup>^</sup> Practice squad


COACH	TEAM	SUPER BOWL (OPPONENT)
Raymond Berry*	New England	XX (Chicago)
Don Breaux*	Washington	XVII (Miami)
		XVIII (Los Angeles Raiders)
		XXII (Denver)
		XXVI (Buffalo)
Pete Carroll*	Seattle	XLVIII (Denver)
		XLIX (New England)
Joe Gibbs*	Washington	XVII (Miami)
		XVIII (Los Angeles Raiders)
		XXII (Denver)
		XXVI (Buffalo)
Bill Johnson*	New Orleans	XLIV (Indianapolis)
Jimmy Johnson	Dallas	XXVII (Buffalo)
		XXVIII (Buffalo)
John Mitchell*	Pittsburgh	XXX (Dallas)
		XL (Seattle)
		XLIII (Arizona)
		XLV (Green Bay)
Pat Ruel*	Seattle	XLVIII (Denver)
		XLIX (New England)
Barry Switzer	Dallas	XXX (Pittsburgh)
Fred Von Appen*	San Francisco	XIX (Miami)
		XXIII (Cincinnati)

\*Coached at Arkansas

OWNER	TEAM	SUPER BOWL (OPPONENT)
Jerry Jones	Dallas	XXVII (Buffalo)
		XXVIII (Buffalo)
		XXX (Pittsburgh)



**TREY FLOWERS** had 2.5 sacks and five total quarterback hits in the New England Patriots' 34-28 Super Bowl LI win over the Atlanta Falcons. He is the 25th former Razorback to win the Super Bowl as a player on an active roster.



**JERRY JONES** (left) and **JIMMY JOHNSON** (right) celebrate with the Lombardi Trophy after the Dallas Cowboys defeated the Buffalo Bills in Super Bowl XXVIII for their second straight Super Bowl victory.

RECORD BOOK



# INDIVIDUAL RUSHING RECORDS



## RUSHING ATTEMPTS

GAME			
1.	45	Madre Hill vs. Auburn (186 yards, 1 TD)	1995
2.	42	Brandon Holmes vs. LSU (143 yards, 1 TD)	2000
3.	40	DeCori Birmingham at Kentucky (196 yards, 2 TD)	2003
4.	38	David Dickey vs. SMU (133 yards, 2 TD)	1966
5.	36	Cedric Cobbs at Alabama (198 yards, 1 TD)	2003
	36	Dickey Morton at SMU (189 yards, 0 TD)	1973
7.	35	Michael Smith at Kentucky (192 yards, 1 TD)	2008
	35	Michael Smith at Auburn (176 yards, 1 TD)	2008
	35	Bill Burnett at Baylor (133 yards, 3 TD)	1969
	35	Bill Burnett vs. North Texas (185 yards, 2 TD)	1968

## SEASON

1.	325	Darren McFadden (1,830 yards, 16 TD)	2007
2.	307	Madre Hill (1,387 yards, 15 TD)	1995
3.	284	Darren McFadden (1,647 yards, 14 TD)	2006
4.	271	Alex Collins (1,577 yards, 20 TD)	2015
5.	245	Rawleigh Williams III (1,360 yards, 12 TD)	2016
6.	242	Dickey Morton (1,188 yards, 6 TD)	1972
7.	232	Bobby Burnett (947 yards, 16 TD)	1965
8.	227	Cedric Cobbs (1,320 yards, 10 TD)	2003
9.	226	Dickey Morton (1,298 yards, 5 TD)	1973
10.	220	Ben Cowins (1,192 yards, 14 TD)	1977

## CAREER

1.	785	Darren McFadden (4,590 yards, 41 TD)	2005-07
2.	665	Alex Collins (3,703 yards, 36 TD)	2013-15
3.	635	Ben Cowins (3,570 yards, 30 TD)	1975-78
4.	595	Dickey Morton (3,317 yards, 16 TD)	1971-73
5.	589	Cedric Cobbs (3,018 yards, 26 TD)	1999-2003
6.	559	James Rouse (2,887 yards, 38 TD)	1985-89
7.	541	Madre Hill (2,407 yards, 25 TD)	1994-98
8.	526	Bill Burnett (2,204 yards, 46 TD)	1968-70
9.	505	E.D. Jackson (2,061 yards, 9 TD)	1989-92
10.	498	Fred Talley (2,661 yards, 11 TD)	1999-2002

## RUSHING YARDS

GAME			
1.	321	Darren McFadden vs. South Carolina (34 rushes, 1 TD)	2007
2.	271	Dickey Morton at Baylor (28 rushes, 2 TD)	1973
3.	241	Fred Talley at Auburn (21 rushes, 1 TD)	2002
4.	236	Leon Campbell vs. North Texas (15 rushes, 2 TD)	1949
5.	219	Darren McFadden at South Carolina (25 rushes, 2 TD)	2006
	219	James Rouse vs. New Mexico (19 rushes, 4 TD)	1987
7.	215	Ike Forte vs. Texas Tech (32 rushes, 2 TD)	1974
8.	214	Fred Talley vs. Ole Miss (29 rushes, 2 TD)	2000
9.	212	Alex Collins at Texas Tech (27 rushes, 2 TD)	2014
10.	206	Darren McFadden at LSU (32 rushes, 3 TD)	2007

## SEASON

1.	1,830	Darren McFadden (325 rushes, 16 TD)	2007
2.	1,647	Darren McFadden (284 rushes, 14 TD)	2006
3.	1,577	Alex Collins (271 rushes, 20 TD)	2015
4.	1,387	Madre Hill (307 rushes, 15 TD)	1995
5.	1,360	Rawleigh Williams III (245 rushes, 12 TD)	2016
6.	1,322	Knile Davis (204 rushes, 13 TD)	2010
7.	1,320	Cedric Cobbs (227 rushes, 10 TD)	2003
8.	1,298	Dickey Morton (226 rushes, 5 TD)	1973
9.	1,192	Ben Cowins (220 rushes, 14 TD)	1977
10.	1,190	Jonathan Williams (211 rushes, 12 TD)	2014

## CAREER

1.	4,590	Darren McFadden (785 rushes, 41 TD)	2005-07
2.	3,703	Alex Collins (665 rushes, 36 TD)	2013-15
3.	3,570	Ben Cowins (635 rushes, 30 TD)	1975-78
4.	3,317	Dickey Morton (595 rushes, 16 TD)	1971-73
5.	3,018	Cedric Cobbs (589 rushes, 26 TD)	1999-2003
6.	2,956	Felix Jones (386 rushes, 20 TD)	2005-07
7.	2,887	James Rouse (559 rushes, 38 TD)	1985-89
8.	2,661	Fred Talley (498 rushes, 11 TD)	1999-2002
9.	2,535	Matt Jones (382 rushes, 24 TD)	2001-04
10.	2,407	Madre Hill (541 rushes, 25 TD)	1994-98

## YARDS PER RUSH

### SEASON (MIN. 99 RUSHES)

1.	8.74	Felix Jones (133 rushes, 1156 yards)	2007
2.	7.62	Jerry Eckwood (104 rushes, 792 yards)	1975
3.	7.58	Felix Jones (154 rushes, 1168 yards)	2006
4.	6.54	Dickey Morton (127 rushes, 831 yards)	1971
5.	6.48	Knile Davis (204 rushes, 1322 yards)	2010
6.	6.34	Ben Cowins (183 rushes, 1162 yards)	1976
7.	6.32	Dennis Johnson (106 rushes, 670 yards)	2011
	6.32	Darren McFadden (176 rushes, 1113 yards)	2005
	6.32	Felix Jones (99 rushes, 626 yards)	2005
10.	6.15	Geno Mazzanti (123 rushes, 757 yards)	1949

## CAREER

1.	7.66	Felix Jones (386 rushes, 2956 yards)	2005-07
2.	6.64	Matt Jones (382 rushes, 2535 yards)	2001-04
3.	5.98	Dennis Johnson (345 rushes, 2036 yards)	2008-12
4.	5.85	Michael Smith (359 rushes, 2103 yards)	2006-09
	5.85	Darren McFadden (785 rushes, 4590 yards)	2005-07
6.	5.72	Jonathan Williams (406 rushes, 2321 yards)	2012-15
7.	5.62	Ben Cowins (635 rushes, 3570 yards)	1975-78
8.	5.57	Alex Collins (665 rushes, 3703 yards)	2013-15
	5.57	Jerry Eckwood (340 rushes, 1895 yards)	1974-76, 78
	5.57	Dickey Morton (595 rushes, 3317 yards)	1971-73

## RUSHING TOUCHDOWNS


GAME			
1.	6	Madre Hill vs. South Carolina	1995
2.	5	Alex Collins vs. UT Martin	2015
	5	Jessie Clark vs. Baylor	1981
	5	Gene Davidson vs. Oklahoma Mines	1916
	5	Gene Davidson vs. Hendrix	1915

## SEASON

1.	20	Alex Collins	2015
2.	19	Bill Burnett	1969
3.	17	James Rouse	1987
4.	16	Darren McFadden	2007
	16	Bobby Burnett	1965
6.	15	Madre Hill	1995
	15	Bill Burnett	1968
8.	14	Darren McFadden	2006
	14	Ben Cowins	1977
	14	Billy Moore	1962

## CAREER

1.	46	Bill Burnett	1968-70
2.	41	Darren McFadden	2005-07
3.	38	James Rouse	1985-89
4.	36	Alex Collins	2013-15
5.	30	Ben Cowins	1975-78
6.	26	Cedric Cobbs	1999-2003
7.	25	Madre Hill	1994-98
	25	David Dickey	1966-68
9.	24	Matt Jones	2001-04
	24	Chrys Chukwuma	1996-99



**ALEX COLLINS** became one of three Razorback wide receivers to top the 1,000-yards in 2011. He finished his career as Arkansas' all-time leading receiver with 2,934 yards.

## 100-YARD RUSHING GAMES

### SEASON

1.	10	Darren McFadden	2007
	10	Alex Collins	2015
3.	7	Rawleigh Williams III	2016
	7	Darren McFadden	2006
	7	Cedric Cobbs	2003
6.	6	Knile Davis	2010
	6	Felix Jones	2007
	6	Madre Hill	1995
	6	Ben Cowins	1977
	6	Dickey Morton	1973
	6	Dickey Morton	1972
12.	5	Jonathan Williams	2014
	5	Michael Smith	2008
	5	Felix Jones	2006
	5	Darren McFadden	2005
	5	Ben Cowins	1978
	5	Ben Cowins	1976
	5	Jerry Eckwood	1975
	5	Bill Burnett	1969
	5	Bobby Burnett	1965

## CAREER


1.	22	Darren McFadden	2005-07
2.	17	Alex Collins	2013-15
3.	16	Ben Cowins	1975-78
4.	15	Dickey Morton	1971-73
5.	13	Felix Jones	2005-07
6.	11	Cedric Cobbs	1999-2003
	11	Fred Talley	1999-2002
8.	9	Jonathan Williams	2012-15
	9	Oscar Malone	1992-94, 96
	9	Bill Burnett	1968-70
11.	8	Rawleigh Williams III	2015-16
	8	Matt Jones	2001-04
	8	Madre Hill	1994-98
	8	James Rouse	1985, 87-89
	8	Ike Forte	1974-75





# 100-YARD RUSHING GAMES (321)

PLAYER	DATE	ATT	YDS	AVG	TD	OPPONENT
Darren McFadden	11/3/07	34	321	9.4	1	South Carolina
Dickey Morton	10/13/73	28	271	9.7	2	Baylor
Fred Talley	10/12/02	21	241	11.5	1	Auburn
Leon Campbell	9/24/49	15	236	15.7	2	North Texas
Darren McFadden	11/4/06	25	219	8.8	2	South Carolina
James Rouse	11/28/87	19	219	11.5	4	New Mexico
Ike Forte	11/23/74	32	215	6.7	2	Texas Tech
Fred Talley	11/4/00	29	214	7.4	2	Ole Miss
Alex Collins	9/13/14	27	212	7.9	2	Texas Tech
Darren McFadden	11/23/07	32	206	6.4	3	LSU
Roland Sales	1/1/78	22	205	9.3	2	Oklahoma
Rawleigh Williams III	11/19/16	16	205	12.8	4	Mississippi State
Ben Cowins	9/17/77	21	203	9.7	2	Oklahoma State
Madre Hill	9/30/95	29	200	6.9	2	Vanderbilt
Cedric Cobbs	9/27/03	36	198	5.5	1	Alabama
DeCori Birmingham	11/1/03	40	196	4.9	2	Kentucky
Darren McFadden	9/15/07	33	195	5.9	2	Alabama
Michael Smith	10/18/08	35	192	5.5	1	Kentucky
Darren McFadden	10/22/05	31	190	6.1	2	Georgia
Fred Talley	11/10/01	27	189	7.0	2	Central Florida
Dickey Morton	11/17/73	36	189	5.3	0	SMU
Lamar McHan	11/3/51	26	189	7.3	2	Texas A&M
Knile Davis	11/20/10	30	187	6.2	2	Mississippi State
Darren McFadden	11/5/05	32	187	5.8	0	South Carolina
Madre Hill	10/28/95	45	186	4.1	1	Auburn
Ben Cowins	10/23/76	21	186	8.9	1	Houston
Alex Collins	1/2/16	23	185	8.0	3	Kansas State
Bill Burnett	10/26/68	35	185	5.3	2	North Texas
Darren McFadden	9/9/06	20	184	9.2	2	Utah State
E.D. Jackson	11/24/90	29	184	6.3	2	SMU
Knile Davis	11/13/10	11	182	16.5	1	UTEP
Darren McFadden	11/24/06	21	182	8.7	2	LSU
Fred Talley	10/19/02	24	182	7.6	0	Kentucky
Darren McFadden	11/11/06	30	181	6.0	2	Tennessee
Ray Parks	10/14/50	21	180	8.6	2	Baylor
Rawleigh Williams III	10/15/16	27	180	6.7	0	Ole Miss
Madre Hill	9/9/95	31	178	5.7	6	South Carolina
Marius Johnson	11/13/93	34	177	5.2	2	Tulsa
Knile Davis	10/23/10	22	176	8.0	3	Ole Miss
Michael Smith	10/11/08	35	176	5.0	1	Auburn
Barry Foster	10/7/89	17	176	10.4	2	TCU
Cedric Cobbs	9/16/00	34	174	5.1	2	Boise State
Alex Collins	10/31/15	16	173	10.8	5	UT Martin
Darren McFadden	9/22/07	29	173	6.0	1	Kentucky
Alex Collins	9/7/13	24	172	7.2	1	Samford
Alex Collins	9/19/15	28	170	6.1	1	Texas Tech
Cedric Cobbs	11/28/03	21	169	8.0	1	LSU
Darryl Bowles	11/17/79	16	169	10.6	2	Texas A&M
Ken Holland	9/20/47	9	168	18.7	3	Northwestern (La.) State
E.D. Jackson	9/5/92	29	167	5.8	0	Citadel
Felix Jones	11/3/07	13	166	12.8	3	South Carolina
Chrys Chukwuma	11/27/98	29	166	5.7	2	LSU
Darren McFadden	11/19/05	21	165	7.9	2	Mississippi State
Geno Mazzanti	11/26/49	23	165	7.2	2	Tulsa
Buddy Sutton	11/22/52	21	164	7.8	1	Tulsa
Ben Cowins	9/18/76	17	163	9.6	0	Oklahoma State
Jerry Eckwood	10/4/75	14	162	11.6	1	TCU
Dennis Johnson	10/27/12	27	161	6.0	1	Ole Miss
Fred Talley	10/28/00	26	161	6.2	1	Auburn
Gary Anderson	12/31/82	26	161	6.2	2	Florida
Ike Forte	9/13/75	26	161	6.2	3	Air Force
Dennis Johnson	10/22/11	15	160	10.7	1	Ole Miss
Mark Calcagni	11/2/85	22	160	7.3	1	Rice
Mike Saint	11/20/71	29	160	5.5	0	Texas Tech
Michael Smith	9/6/08	22	157	7.1	2	Louisiana Monroe
Dickey Morton	10/27/72	34	157	4.6	2	Baylor
Gary Anderson	12/27/80	11	156	14.2	1	Tulane
Ben Cowins	9/10/77	17	156	9.2	1	New Mexico State
Jerry Eckwood	9/20/75	20	156	7.8	1	Oklahoma State
Dickey Morton	10/27/73	17	156	9.2	1	Tulsa
Alex Collins	10/3/15	27	154	5.7	2	Tennessee



One of only two players to win the Doak Walker Award twice, **DARREN McFADDEN** owns the two highest season rushing totals in school history with 1,830 yards in 2007 and 1,647 yards in 2006.

PLAYER	DATE	ATT	YDS	AVG	TD	OPPONENT
Madre Hill	10/14/95	26	154	5.9	1	Ole Miss
Jon Richardson	9/18/71	24	154	6.4	2	Oklahoma State
Jonathan Williams	10/25/14	18	153	8.5	1	UAB
Ike Forte	10/26/74	20	153	7.7	2	Colorado State
Knile Davis	11/27/10	30	152	5.1	1	LSU
Alex Collins	9/26/15	26	151	5.8	1	Texas A&M
Jonathan Williams	8/31/13	18	151	8.4	1	Louisiana
Darren McFadden	9/1/07	24	151	6.3	1	Troy
Madre Hill	11/11/95	27	151	5.6	1	Louisiana Lafayette
Oscar Malone	9/3/94	19	151	7.9	2	SMU
Felix Jones	11/1/07	14	150	10.7	2	Wisconsin
Cedric Cobbs	11/22/03	30	150	5.0	2	Mississippi State
Marshall Foreman	10/6/84	21	150	7.1	1	TCU
Ben Cowins	12/2/78	19	148	7.8	2	Texas Tech
Rawleigh Williams III	11/5/16	26	148	5.7	2	Florida
Ben Cowins	11/20/76	28	147	5.3	1	SMU
Dickey Morton	11/3/73	27	147	5.4	0	Texas A&M
Jerry Eckwood	9/27/75	19	146	7.7	1	Tulsa
Mike Kirkland	11/16/74	23	146	6.3	1	SMU
Dickey Morton	10/23/71	13	146	11.2	1	North Texas
Jonathan Williams	9/13/14	22	145	6.6	4	Texas Tech
Michael Smith	10/10/09	18	145	8.1	1	Auburn
Darren McFadden	10/7/06	28	145	5.2	1	Auburn
Cedric Cobbs	9/6/03	12	145	12.1	1	Tulsa
Ben Cowins	9/16/78	15	144	9.6	0	Vanderbilt
Jonathan Williams	9/6/14	4	143	35.8	1	Nicholls
Brandon Holmes	11/24/00	42	143	3.4	1	LSU
Oscar Malone	11/27/93	10	143	14.3	2	LSU
Ike Forte	10/25/75	21	143	6.8	2	Utah State
Jerry Eckwood	9/13/75	11	143	13.0	1	Air Force
Fred Talley	11/11/00	27	142	5.3	1	Tennessee
Chrys Chukwuma	9/19/98	17	142	8.4	0	SMU
Alex Collins	11/14/15	16	141	8.8	2	LSU
Felix Jones	10/16/07	13	141	10.8	2	Chattanooga
Felix Jones	10/28/06	9	141	15.7	1	Louisiana Monroe

# 100-YARD RUSHING GAMES (321)

PLAYER	DATE	ATT	YDS	AVG	TD	OPPONENT
Cedric Cobbs	12/31/03	27	141	5.2	1	Missouri
Oscar Malone	9/11/93	22	141	6.4	1	South Carolina
Russell Cody	10/23/67	33	140	4.2	0	Oklahoma State
Geno Mazzanti	10/22/49	16	140	8.8	0	Vanderbilt
Clyde Scott	10/2/48	17	140	8.2	3	TCU
Knile Davis	1/4/11	26	139	5.3	0	Ohio State
De'Arrius Howard	9/10/05	21	139	6.6	1	Vanderbilt
Darren McFadden	9/29/07	19	138	7.3	2	North Texas
Darryl Bowles	9/18/82	27	138	5.1	1	Navy
Felix Jones	11/24/06	16	137	8.6	1	LSU
Felix Jones	9/3/05	8	137	17.1	1	Missouri State
Dickey Morton	9/29/73	27	137	5.1	1	Iowa State
Dickey Morton	9/30/72	26	137	5.3	0	Tulsa
Rawleigh Williams III	9/10/16	28	137	4.9	0	TCU
Fred Talley	10/26/02	20	136	6.8	0	Ole Miss
Marius Johnson	12/30/95	29	136	4.7	0	North Carolina
Peyton Hillis	9/3/05	14	135	9.6	3	Missouri State
Fred Talley	10/6/01	17	135	7.9	1	Weber State
Dickey Morton	11/25/72	33	135	4.1	0	Texas Tech
<b>Devwah Whaley</b>	<b>10/1/16</b>	<b>9</b>	<b>135</b>	<b>15.0</b>	<b>1</b>	<b>Alcorn State</b>
Broderick Green	10/31/09	9	134	14.9	2	Eastern Michigan
Henry Moore	10/30/54	26	134	5.2	1	Texas A&M
Michael Smith	10/4/08	20	133	6.7	1	Florida
Felix Jones	9/22/07	12	133	11.1	0	Kentucky
James Rouse	11/11/89	28	133	4.8	1	Baylor
James Rouse	10/14/89	19	133	7.0	1	Rice
Dickey Morton	9/23/72	26	133	5.1	1	Oklahoma State
Bill Burnett	10/11/69	35	133	3.8	3	Baylor
David Dickey	11/12/66	38	133	3.5	2	SMU
Felix Jones	9/29/07	7	132	18.9	2	North Texas
Matt Jones	11/15/03	7	132	18.9	3	New Mexico State
Chrys Chukwuma	9/5/98	12	132	11.0	2	Louisiana Lafayette
Bobby Burnett	11/20/65	30	132	4.4	3	Texas Tech
Bobby Burnett	10/23/65	18	132	7.3	3	North Texas
Alex Collins	9/27/14	21	131	6.2	1	Texas A&M
Alex Collins	9/6/14	13	131	10.0	3	Nicholls
Alex Collins	8/31/13	21	131	6.2	0	Louisiana
Matt Jones	11/17/01	10	131	13.1	0	Mississippi State
Ike Forte	9/27/75	17	131	7.7	0	Tulsa
Lance Alworth	11/14/59	15	131	8.7	1	SMU
Alex Collins	11/27/15	30	130	4.3	3	Missouri
Michael Forrest	10/29/77	25	130	5.2	1	Rice
Bill Burnett	11/8/69	25	130	5.2	2	Rice
Bill Burnett	11/23/68	29	130	4.5	2	Texas Tech
Michael Smith	10/25/08	19	129	6.8	1	Ole Miss
Felix Jones	9/1/07	12	129	10.8	1	Troy
Darren McFadden	10/28/06	18	129	7.2	1	Louisiana Monroe
Matt Jones	11/16/02	13	129	9.9	1	Louisiana Lafayette
Lewis Carpenter	11/24/51	20	129	6.5	0	Tulsa
Oscar Malone	10/8/94	15	128	8.5	1	Tennessee
Harry Jones	9/18/65	6	128	21.3	1	Oklahoma State
Alex Collins	9/5/15	12	127	10.6	1	UTEP
Dennis Johnson	11/28/08	18	127	7.1	1	LSU
De'Cori Birmingham	9/18/04	14	127	9.1	1	Louisiana Monroe
Ron Calcagni	10/22/77	18	127	7.1	0	Houston
Jonathan Williams	9/7/13	17	126	7.4	1	Samford
Matt Jones	11/13/04	5	126	25.2	1	Ole Miss
Oscar Malone	11/9/96	32	126	3.9	0	Ole Miss
Ben Cowins	9/11/76	16	126	7.9	2	Utah State
Billy Moore	9/29/62	9	126	14.0	2	Tulsa
Geno Mazzanti	11/5/49	15	126	8.4	0	Rice
Rawleigh Williams III	10/1/16	13	126	9.7	0	Alcorn State
Darren McFadden	10/8/05	11	125	11.4	2	Louisiana Monroe
De'Arrius Howard	11/20/04	29	125	4.3	1	Mississippi State
Barry Foster	10/28/89	20	125	6.3	0	Houston
James Rouse	10/12/85	14	125	8.9	1	Texas Tech
James Tolbert	11/15/80	29	125	4.3	2	Texas A&M
Henry Moore	10/16/54	13	125	9.6	1	Texas
Lamar McHan	10/3/53	21	125	6.0	0	TCU
Leon Campbell	9/25/48	19	125	6.6	2	East Texas State
Michael Jenkins	9/9/99	9	124	13.8	1	Middle Tennessee State



**RAWLEIGH WILLIAMS III** not only finished as the SEC regular-season rushing leader in 2016, but also led the conference in all-purpose yards (1,580).

PLAYER	DATE	ATT	YDS	AVG	TD	OPPONENT
B.J. Edmonds	10/6/84	13	124	9.5	1	TCU
Oscar Malone	10/19/96	20	123	6.2	0	South Carolina
Carlton Calvin	11/27/93	14	123	8.8	2	LSU
Scott Bull	11/15/75	14	123	8.8	1	SMU
Dickey Morton	10/2/71	14	123	8.8	1	TCU
Harry Jones	10/23/65	6	123	20.5	1	North Texas
Gerald Nesbitt	10/20/56	11	123	11.2	2	Texas
Darren McFadden	10/6/07	25	122	4.9	1	Chattanooga
Bruce Maxwell	9/24/66	27	122	4.5	2	Tulsa
Harry Jones	10/2/65	11	122	11.1	2	TCU
Don Christian	10/27/56	23	122	5.3	2	Ole Miss
Jack Robbins	11/26/36	21	122	5.8	1	Tulsa
De'Arrius Howard	11/23/02	25	121	4.8	0	Mississippi State
James Rouse	10/10/87	18	121	6.7	1	Texas Tech
Gary Anderson	11/1/80	14	121	8.6	1	Rice
Ben Cowins	10/30/76	20	121	6.1	1	Rice
Dickey Morton	10/28/72	21	121	5.8	1	North Texas
Jack Brasuell	11/7/64	26	121	4.7	0	Rice
Rawleigh Williams III	9/17/16	19	121	6.4	2	Texas State
De'Arrius Howard	9/3/05	12	120	10.0	0	Missouri State
Madre Hill	9/26/98	20	120	6.0	1	Alabama
E.D. Jackson	11/23/91	20	120	6.0	0	Rice
Jerry Eckwood	10/11/75	15	120	8.0	1	Baylor
Jim Mooty	10/25/58	14	120	8.6	2	Ole Miss
Mike Kirkland	9/13/75	12	119	9.9	1	Air Force
Bill Burnett	9/20/69	19	119	6.3	1	Oklahoma State
Clyde Scott	9/18/48	10	119	11.9	0	Abilene Christian
Fred Talley	11/29/02	15	118	7.9	1	LSU
Oscar Malone	11/21/92	12	118	9.8	1	SMU
Marshall Foreman	10/13/84	24	118	4.9	0	Texas Tech
Ben Cowins	9/30/78	21	118	5.6	2	Tulsa
Darren McFadden	11/10/07	22	117	5.3	0	Tennessee
Ben Cowins	11/4/78	23	117	5.1	0	Rice
Ben Cowins	9/24/77	16	117	7.3	1	Tulsa
Fred Marshall	10/10/64	23	117	5.1	1	Baylor



# 100-YARD RUSHING GAMES (321)

PLAYER	DATE	ATT	YDS	AVG	TD	OPPONENT
Gerald Nesbitt	10/13/56	20	117	5.9	0	Baylor
Rawleigh Williams III	11/25/16	25	117	4.7	1	Missouri
Alex Collins	9/28/13	14	116	8.3	1	Texas A&M
Jonathan Williams	9/14/13	16	116	7.2	1	Southern Miss
Michael Smith	10/14/06	8	116	14.5	2	Southeast Missouri State
Jessie Clark	9/11/82	11	116	10.5	1	Tulsa
Scott Bull	10/11/75	10	116	11.6	2	Baylor
Bobby Burnett	11/6/65	28	116	4.1	2	Rice
Alex Collins	9/14/13	25	115	4.6	1	Southern Miss
Cedric Cobbs	9/13/03	20	115	5.8	1	Texas
Chrys Chukwuma	10/30/99	19	115	6.1	1	Auburn
James Rouse	12/2/89	20	115	5.8	1	SMU
Greg Thomas	9/14/85	24	115	4.8	0	Ole Miss
Ben Cowins	11/19/77	19	115	6.1	2	SMU
Henry Moore	10/15/55	21	115	5.5	0	Texas
Clyde Scott	11/1/47	22	115	5.2	1	Texas A&M
James Rouse	10/28/89	19	114	6.0	1	Houston
Ben Cowins	10/29/77	15	114	7.6	2	Rice
Jon Richardson	11/21/70	31	114	3.7	2	Texas Tech
Fred Talley	11/3/01	23	113	4.9	0	Ole Miss
Oscar Malone	9/17/94	9	113	12.6	0	Alabama
Greg Thomas	11/22/86	16	113	7.1	3	SMU
James Tolbert	10/31/81	12	113	9.4	2	Rice
Ike Forte	11/16/74	17	113	6.6	0	SMU
Dickey Morton	10/9/71	17	113	6.6	1	Baylor
Clyde Scott	10/9/48	16	113	7.1	1	Baylor
Darren McFadden	9/23/06	25	112	4.5	1	Alabama
Matt Jones	11/1/03	15	112	7.5	1	Kentucky
E.D. Jackson	12/29/91	28	112	4.0	2	Georgia
Marshall Foreman	10/27/84	29	112	3.9	1	Houston
Russ Garber	11/7/70	18	112	6.2	0	Rice
Russell Cody	11/8/69	8	112	14.0	0	Rice
John Eichler	10/7/67	15	112	7.5	1	TCU
Jim Mooty	10/31/59	19	112	5.9	2	Texas A&M
<b>Devwah Whaley</b>	<b>11/19/16</b>	<b>19</b>	<b>112</b>	<b>5.9</b>	<b>1</b>	<b>Mississippi State</b>
Matt Jones	11/6/04	10	111	11.1	1	South Carolina
Fred Talley	10/13/01	33	111	3.4	0	South Carolina
Gary Anderson	9/19/81	14	111	7.9	0	Northwestern
James Tolbert	10/4/80	20	111	5.6	0	TCU
Ben Cowins	11/12/77	30	111	3.7	2	Texas A&M
Bill Burnett	11/16/68	24	111	4.6	3	SMU
Bobby Burnett	10/30/65	25	111	4.4	2	Texas A&M
Danny Brabham	10/6/62	21	111	5.3	2	TCU
Clyde Scott	9/20/47	8	111	13.9	2	Northwestern (La.) State
Knile Davis	11/6/10	22	110	5.0	3	South Carolina
Darren McFadden	10/20/07	22	110	5.0	0	Ole Miss
Matt Jones	11/3/01	18	110	6.1	2	Ole Miss
Juju Harshaw	10/7/89	16	110	6.9	2	TCU
Ben Cowins	11/11/78	26	110	4.2	0	Baylor
Geno Mazzanti	11/12/49	16	110	6.9	0	SMU
Dennis Johnson	11/3/12	22	109	5.0	2	Tulsa
Ronnie Wingo Jr.	9/17/11	20	109	5.5	2	Troy
DeArrius Howard	9/18/04	13	109	8.4	1	Louisiana Monroe
Rod Stinson	11/15/97	19	109	5.7	1	Tennessee
Oscar Malone	10/12/96	16	109	6.8	1	Louisiana Tech
Bill Burnett	10/10/70	27	109	4.0	2	Baylor
Alex Collins	11/7/15	17	108	6.4	0	Ole Miss
Jonathan Williams	10/18/14	18	108	6.0	0	Georgia
Darren McFadden	10/15/05	13	108	8.3	2	Auburn
James Rouse	9/19/88	22	108	4.9	2	Tulsa
Bruce Maxwell	1/1/70	8	108	13.5	0	Ole Miss
Bruce Maxwell	10/25/69	18	108	6.0	1	Wichita State
Dennis Johnson	10/17/09	14	107	7.6	0	Florida
Cedric Cobbs	11/13/99	15	107	7.1	0	Tennessee
Roland Sales	9/13/79	20	107	5.4	0	Texas Tech
Kay Eakin	9/24/38	20	107	5.4	1	Oklahoma State
Felix Jones	10/14/06	5	106	21.2	1	Southeast Missouri State
Madre Hill	10/3/98	23	106	4.6	0	Kentucky
Marius Johnson	11/27/93	19	106	5.6	0	LSU
Marshall Freeman	10/4/86	31	106	3.4	1	TCU
Nathan Jones	10/19/82	7	106	15.1	0	Texas Tech

PLAYER	DATE	ATT	YDS	AVG	TD	OPPONENT
Ike Forte	10/11/75	23	106	4.6	2	Baylor
Dickey Morton	11/10/73	26	106	4.1	1	Rice
Fred Marshall	10/10/64	15	106	7.1	1	Baylor
Alex Collins	10/24/15	25	105	4.2	1	Auburn
Jonathan Williams	12/29/14	23	105	4.6	1	Texas
Brandon Barnett	9/29/07	16	105	6.6	1	North Texas
Madre Hill	9/16/95	26	105	4.0	0	Alabama
Quinn Grovey	10/14/89	8	105	13.1	1	Texas Tech
Juju Harshaw	11/5/88	20	105	5.3	1	Baylor
Dickey Morton	10/21/72	22	105	4.8	0	Texas
Mike Saint	10/24/70	21	105	5.0	1	Wichita State
Gerald Nesbitt	10/22/55	13	105	8.1	0	Ole Miss
Jonathan Williams	11/2/13	15	104	6.9	0	Auburn
Felix Jones	10/7/06	13	104	8.0	1	Auburn
Cedric Cobbs	9/20/03	20	104	5.2	2	North Texas
Chrys Chukwuma	10/12/96	12	103	8.6	1	Louisiana Tech
Barry Foster	11/26/88	8	103	12.9	1	Miami
Derrick Thomas	9/29/84	8	103	12.9	0	Navy
Gary Anderson	9/1/80	9	103	11.4	1	Texas
Jon Richardson	9/11/71	18	103	5.7	0	California
Bill Burnett	11/15/69	26	103	4.0	2	SMU
Felix Jones	10/8/05	14	102	7.3	2	Louisiana Monroe
Matt Jones	9/13/03	12	102	8.5	1	Texas
Bobby Burnett	11/13/65	26	102	3.9	1	SMU
Jack Brasuell	10/10/64	32	102	3.2	1	Baylor
Felix Jones	10/20/07	15	101	6.7	2	Ole Miss
Cedric Cobbs	11/17/01	18	101	5.6	3	Mississippi State
Quinn Grovey	10/15/88	18	101	5.6	1	Texas
Gary Anderson	10/11/80	13	101	7.8	0	Wichita State
Rolland Fuchs	11/15/75	24	101	4.2	0	SMU
Richard Miller	10/27/28	11	101	9.2	0	Texas
Rawleigh Williams III	10/3/15	14	100	7.1	0	Tennessee
Cedric Cobbs	11/3/01	22	100	4.5	2	Ole Miss
Roland Sales	10/29/79	15	100	6.7	2	Tulsa
Jerry Eckwood	9/23/78	14	100	7.1	0	Oklahoma State
Ike Forte	10/12/74	18	100	5.6	0	Baylor
Bill Burnett	11/27/69	20	100	5.0	3	Texas Tech
Gerald Nesbitt	10/26/57	18	100	5.6	0	Ole Miss



**FELIX JONES'** career 7.66 yards per carry average is a program record and over a yard better than the SEC record set by Bo Jackson, but his 386 career carries are just short of the minimum of 400.

# INDIVIDUAL PASSING RECORDS



**BRANDON ALLEN** broke Arkansas' single-game record with six touchdown passes at Ole Miss (Nov. 7, 2015) and his own record two weeks later with seven touchdown passes against Mississippi State (Nov. 21, 2015) to equal the SEC record.

## PASS ATTEMPTS

GAME	ATTEMPTS	PLAYER	DATE
1.	59	Tyler Wilson at Texas A&M	2012
2.	53	Brandon Allen vs. Toledo	2015
3.	52	Tyler Wilson vs. LSU	2012
4.	52	Clint Stoerner at Alabama	1999
5.	51	Tyler Wilson vs. Texas A&M	2011
6.	51	Joe Ferguson vs. Texas A&M	1971
7.	47	Ryan Mallett vs. Ohio State	2010
8.	45	Brandon Allen at Ole Miss	2013
9.	45	Brandon Allen vs. Georgia	2014
10.	44	Ryan Mallett vs. Vanderbilt	2010

## SEASON

1.	438	Tyler Wilson	2011
2.	411	Ryan Mallett	2010
3.	403	Ryan Mallett	2009
4.	401	<b>Austin Allen</b>	2016
5.	401	Tyler Wilson	2012
6.	357	Casey Dick	2008
7.	357	Clint Stoerner	1997
8.	370	Brandon Allen	2015
9.	339	Brandon Allen	2014
10.	317	Clint Stoerner	1999

## CAREER

1.	1,023	Clint Stoerner	1996-99
2.	1,016	Brandon Allen	2012-15
3.	948	Tyler Wilson	2008-12
4.	856	Barry Lunney Jr.	1992-95
5.	850	Casey Dick	2005-08
6.	814	Ryan Mallett	2009-10
7.	755	Matt Jones	2001-04
8.	644	Brad Taylor	1981-84
9.	611	Joe Ferguson	1970-72
10.	602	Bill Montgomery	1968-70

## PASS COMPLETIONS

GAME	COMPLETIONS	PLAYER	DATE
1.	33	Brandon Allen at Ole Miss	2015
2.	32	Brandon Allen vs. Toledo	2015
3.	32	Tyler Wilson vs. Mississippi State	2011
4.	31	Tyler Wilson vs. LSU	2012
5.	31	Joe Ferguson vs. Texas A&M	1971
6.	30	Tyler Wilson vs. Texas A&M	2011
7.	29	Tyler Wilson at Texas A&M	2012
8.	28	Brandon Allen vs. Georgia	2014
9.	28	Ryan Mallett vs. Louisiana Monroe	2010
10.	27	Tyler Wilson vs. Vanderbilt	2011
11.	27	Ryan Mallett at Vanderbilt	2010
12.	27	Ryan Mallett vs. Texas A&M	2010
13.	27	Clint Stoerner vs. LSU	1998

## SEASON

1.	277	Tyler Wilson	2011
2.	266	Ryan Mallett	2010
3.	249	Tyler Wilson	2012
4.	245	<b>Austin Allen</b>	2016
5.	244	Brandon Allen	2015
6.	225	Ryan Mallett	2009
7.	205	Casey Dick	2008
8.	190	Brandon Allen	2014
9.	180	Barry Lunney Jr.	1995
10.	177	Clint Stoerner	1999

## CAREER

1.	593	Tyler Wilson	2008-12
2.	583	Brandon Allen	2012-15
3.	528	Clint Stoerner	1996-99
4.	491	Ryan Mallett	2009-10
5.	476	Barry Lunney Jr.	1992-95
6.	473	Casey Dick	2005-08
7.	417	Matt Jones	2001-04
8.	337	Bill Montgomery	1968-70
9.	333	Brad Taylor	1981-84
10.	327	Joe Ferguson	1970-72

## COMPLETION PERCENTAGE

### GAME (13-19 PASS ATT.)

1.	.875	Ryan Mallett (14-16) vs. Eastern Michigan	2009
2.	.857	Billy Moore (12-14) vs. Tulsa	1962
3.	.846	Brad Taylor (11-13) vs. Tulsa	1984
4.	.823	Casey Dick (14-17) vs. Mississippi State	2007
5.	.813	Matt Jones (13-16) vs. New Mexico State	2004
6.	.812	Clint Stoerner (13-16) vs. South Carolina	1999
7.	.800	Mitch Mustain (12-15) vs. Ole Miss	2006
8.	.800	Kevin Scanlon (12-15) at Texas A&M	1979
9.	.800	Joe Ferguson (12-15) vs. North Texas	1972
10.	.800	Bill Montgomery (12-15) vs. Oklahoma State	1970

### GAME (MIN. 20 PASS ATT.)

1.	.875	Ryan Mallett (21-24) vs. Tennessee Tech	2010
2.	.852	Ryan Mallett (23-27) vs. South Carolina	2009
3.	.818	Ronny South (18-22) vs. Texas A&M	1967
4.	.815	Barry Lunney Jr. (22-27) vs. Tennessee	1995
5.	.800	Brandon Allen (20-25) vs. Texas A&M	2015
6.	.800	Kevin Scanlon (16-20) vs. Rice	1979
7.	.793	Tyler Wilson (23-29) at Mississippi State	2012
8.	.773	Ryan Mallett (17-22) vs. Missouri State	2009
9.	.773	Robby Hampton (17-22) vs. SW Missouri State	2000
10.	.769	Brandon Allen (20-26) vs. Kansas State	2015

### SEASON (MIN. 100 PASS ATT.)

1.	.662	Kevin Scanlon (92-139)	1979
2.	.659	Brandon Allen (244-370)	2015
3.	.647	Ryan Mallett (266-411)	2010
4.	.632	Tyler Wilson (277-438)	2011
5.	.625	Jack Robbins (95-162)	1935
6.	.621	Tyler Wilson (249-401)	2012
7.	.616	Barry Lunney Jr. (180-292)	1995
8.	.615	Greg Thomas (67-109)	1986
9.	.611	<b>Austin Allen (245-401)</b>	2016
10.	.602	Ron Calcagni (62-103)	1978



# INDIVIDUAL PASSING RECORDS

## PASSING YARDS

### GAME

1.	510	Tyler Wilson vs. Texas A&M	2011
2.	442	Brandon Allen at Ole Miss	2015
3.	419	Tyler Wilson vs. Rutgers	2012
4.	412	Brandon Allen vs. Toledo	2015
5.	409	Ryan Mallett vs. Vanderbilt	2010
6.	408	Ryan Mallett vs. Georgia	2009
7.	406	Brandon Allen vs. Mississippi State	2015
8.	405	Ryan Mallett vs. Troy	2009
9.	400	<b>Austin Allen vs. Alabama</b>	<b>2016</b>
	400	Ryan Mallett vs. Louisiana Monroe	2010

### SEASON

1.	3,869	Ryan Mallett (266-411, 32 TD, 12 INT)	2010
2.	3,638	Tyler Wilson (277-438, 24 TD, 6 INT)	2011
3.	3,624	Ryan Mallett (225-403, 30 TD, 7 INT)	2009
4.	3,440	Brandon Allen (244-370, 30 TD, 8 INT)	2015
5.	<b>3,430</b>	<b>Austin Allen (245-401, 35 TD, 15 INT)</b>	<b>2016</b>
6.	3,387	Tyler Wilson (249-401, 21 TD, 13 INT)	2012
7.	2,629	Clint Stoerner (167-312, 26 TD, 8 INT)	1998
8.	2,586	Casey Dick (205-357, 13 TD, 14 INT)	2008
9.	2,347	Clint Stoerner (173-357, 12 TD, 13 INT)	1997
10.	2,293	Clint Stoerner (177-317, 19 TD, 10 INT)	1999

### CAREER

1.	7,765	Tyler Wilson	2008-12
2.	7,493	Ryan Mallett	2009-10
3.	7,463	Brandon Allen	2012-15
4.	7,422	Clint Stoerner	1996-99
5.	5,857	Matt Jones	2001-04
6.	5,856	Casey Dick	2005-08
7.	5,782	Barry Lunney Jr.	1992-95
8.	4,802	Brad Taylor	1981-84
9.	4,590	Bill Montgomery	1968-70
10.	4,496	Quinn Grovey	1987-90

## TOUCHDOWN PASSES

### GAME

1.	7	Brandon Allen vs. Mississippi State	2015
2.	6	Brandon Allen at Ole Miss	2015
3.	5	Tyler Wilson vs. Kentucky	2012
	5	Ryan Mallett vs. UTEP	2010
	5	Ryan Mallett vs. Mississippi State	2009
	5	Ryan Mallett vs. Troy	2009
	5	Ryan Mallett vs. Georgia	2009
8.	4	Brandon Allen vs. Nicholls	2014
	4	Tyler Wilson at Auburn	2010
	4	Ryan Mallett vs. Texas A&M	2009
	4	Casey Dick vs. Mississippi State	2007
	4	Matt Jones vs. Louisiana Monroe	2004
	4	Robby Hampton vs. Louisiana Monroe	2000
	4	Brad Taylor vs. Rice	1983
	4	Joe Ferguson at TCU	1972
	4	Ronny South vs. SMU	1967



**RYAN MALLET** is one of just six quarterbacks in SEC history to throw 30 or more touchdown passes in a single season twice and is Arkansas' all-time leader with 14 300-yard passing games.

### SEASON

1.	32	Ryan Mallett	2010
2.	30	Brandon Allen	2015
	30	Ryan Mallett	2009
4.	26	Clint Stoerner	1998
5.	<b>25</b>	<b>Austin Allen</b>	<b>2016</b>
6.	24	Tyler Wilson	2011
7.	21	Tyler Wilson	2012
8.	20	Brandon Allen	2014
9.	19	Clint Stoerner	1999
10.	18	Casey Dick	2007
	18	Matt Jones	2003
	18	Quinn Grovey	1990

### CAREER

1.	64	Brandon Allen	2012-15
2.	62	Ryan Mallett	2009-10
3.	57	Clint Stoerner	1996-99
4.	53	Matt Jones	2001-04
5.	52	Tyler Wilson	2008-12
6.	47	Casey Dick	2005-08
7.	33	Barry Lunney Jr.	1992-95
8.	29	Quinn Grovey	1987-90
	29	Bill Montgomery	1968-70
10.	<b>26</b>	<b>Austin Allen</b>	<b>2014-Present</b>

### CONSECUTIVE PASSES W/O INT

1.	184	Tyler Wilson	2011
2.	<b>146</b>	<b>Austin Allen</b>	<b>2016</b>
3.	141	Ryan Mallett	2009
4.	134	Brandon Allen	2014-15
	134	Clint Stoerner	1997-98

## 300-YARD PASSING GAMES

### SEASON

1.	9	Ryan Mallett	2010
2.	5	Brandon Allen	2015
	5	Tyler Wilson	2012
	5	Ryan Mallett	2009
5.	<b>4</b>	<b>Austin Allen</b>	<b>2016</b>
	4	Tyler Wilson	2011

### SEASON — SEC GAMES

1.	6	Ryan Mallett	2010
2.	<b>4</b>	<b>Austin Allen</b>	<b>2016</b>
3.	3	Tyler Wilson	2012
	3	Ryan Mallett	2009
5.	2	Brandon Allen	2015
	2	Tyler Wilson	2011

### CAREER

1.	14	Ryan Mallett	2009-10
2.	10	Tyler Wilson	2008-12
3.	5	Brandon Allen	2012-15
4.	<b>4</b>	<b>Austin Allen</b>	<b>2014-Present</b>
	4	Clint Stoerner	1996-99

### CAREER — SEC GAMES

1.	9	Ryan Mallett	2009-10
2.	6	Tyler Wilson	2008-12
3.	<b>4</b>	<b>Austin Allen</b>	<b>2014-Present</b>
	4	Clint Stoerner	1996-99
5.	2	Brandon Allen	2012-15

## 300-YARD PASSING GAMES (46)

PLAYER	DATE	ATT	COMP	YDS	TD	INT	OPPONENT
Tyler Wilson	10/1/11	51	30	510	3	0	Texas A&M
Brandon Allen	11/7/15	45	33	442	6	0	Ole Miss
Tyler Wilson	9/22/12	39	20	419	3	2	Rutgers
Brandon Allen	9/12/15	53	32	412	0	1	Toledo
Ryan Mallett	10/30/10	44	27	409	3	0	Vanderbilt
Ryan Mallett	9/19/09	39	21	408	5	0	Georgia
Brandon Allen	11/21/15	43	30	406	7	0	Mississippi State
Ryan Mallett	11/14/09	30	23	405	5	1	Troy
Ryan Mallett	9/11/10	43	28	400	3	1	Louisiana Monroe
<b>Austin Allen</b>	<b>10/8/16</b>	<b>25</b>	<b>48</b>	<b>400</b>	<b>3</b>	<b>3</b>	<b>Alabama</b>
Clint Stoerner	11/28/97	38	18	387	2	0	LSU
Casey Dick	11/1/08	38	25	385	1	1	Tulsa
Ryan Mallett	9/18/10	33	21	380	3	0	Georgia
Tyler Wilson	9/29/12	59	29	373	1	2	Texas A&M
Tyler Wilson	10/13/12	31	23	372	5	0	Kentucky
<b>Austin Allen</b>	<b>9/24/16</b>	<b>28</b>	<b>42</b>	<b>371</b>	<b>2</b>	<b>0</b>	<b>Texas A&amp;M</b>
Tyler Wilson	9/1/12	27	19	367	3	0	Jacksonville State
Tyler Wilson	11/19/11	43	32	365	3	0	Mississippi State
Tyler Wilson	11/23/12	52	31	369	1	1	LSU
Ryan Mallett	9/25/10	38	25	357	1	3	Alabama
<b>Austin Allen</b>	<b>11/25/16</b>	<b>24</b>	<b>39</b>	<b>348</b>	<b>1</b>	<b>2</b>	<b>Missouri</b>
Joe Ferguson	10/30/71	51	31	345	0	1	Texas A&M
Bill Montgomery	1/1/70	34	17	338	2	1	Ole Miss

PLAYER	DATE	ATT	COMP	YDS	TD	INT	OPPONENT
Ronny South	11/25/67	33	18	335	3	2	Texas Tech
Clint Stoerner	11/27/98	38	27	334	2	0	LSU
Nathan Dick	11/22/08	43	25	333	3	1	Mississippi State
Tyler Wilson	10/16/10	34	25	332	4	2	Auburn
Ryan Mallett	11/7/09	27	23	329	0	0	South Carolina
Clint Stoerner	10/25/97	43	20	325	2	1	Auburn
Casey Dick	9/2/08	34	22	323	2	0	Louisiana Monroe
Ryan Mallett	11/27/10	23	13	320	3	2	LSU
Casey Dick	8/30/08	41	25	318	2	1	Western Illinois
Tyler Wilson	10/29/11	43	27	316	1	0	Vanderbilt
Clint Stoerner	9/25/99	52	24	316	1	1	Alabama
Brandon Allen	1/2/16	26	26	315	1	1	Kansas State
Ryan Mallett	11/21/09	34	18	313	5	2	Mississippi State
Ryan Mallett	10/9/10	38	27	310	3	1	Texas A&M
Ryan Mallett	9/5/09	22	17	309	1	0	Missouri State
Brandon Allen	9/5/15	18	14	308	4	0	UTEP
Brad Taylor	12/28/81	29	14	307	2	0	North Carolina
Ryan Mallett	11/20/10	26	17	305	3	1	Mississippi State
Joe Ferguson	10/7/72	32	20	304	4	0	TCU
<b>Austin Allen</b>	<b>11/19/16</b>	<b>18</b>	<b>25</b>	<b>303</b>	<b>2</b>	<b>0</b>	<b>Mississippi State</b>
Tyler Wilson	9/17/11	36	23	303	2	1	Troy
Ryan Mallett	11/6/10	30	21	303	1	1	South Carolina
Ryan Mallett	9/4/10	24	21	301	3	1	Tennessee Tech



**TYLER WILSON** holds the school record for single-game passing yards with 510 against Texas A&M in 2011.



In his first season as a starter in 2016, **AUSTIN ALLEN** led the SEC with 3,430 yards passing thanks to four 300-yard games conference play.



# INDIVIDUAL RECEIVING RECORDS

## RECEPTIONS

### GAME

1.	13	Jarius Wright vs. Texas A&M (281 yards, 2 TD)	2011
	13	James Shibest at SMU (199 yards, 2 TD)	1984
	13	Wear Schoonover at Baylor (152 yards, 0 TD)	1929
4.	12	Cobi Hamilton vs. Ole Miss (146 yards, 0 TD)	2012
	12	Greg Childs vs. Louisiana Monroe (146 yards, 2 TD)	2010
	12	Mike Reppond at Rice (204 yards, 0 TD)	1971
	12	Chuck Dicus vs. Georgia (169 yards, 1 TD)	1968
8.	11	Cobi Hamilton vs. Tulsa (177 yards, 0 TD)	2012
	11	Cobi Hamilton at Texas A&M (162 yards, 0 TD)	2012
10.	10	Cobi Hamilton vs. LSU (98 yards, 0 TD)	2012
	10	Cobi Hamilton vs. Rutgers (303 yards, 3 TD)	2012
	10	Jarius Wright at Vanderbilt (135 yards, 1 TD)	2011
	10	Lucas Miller at Mississippi State (201 yards, 1 TD)	2008
	10	D.J. Williams vs. Ole Miss (129 yards, 0 TD)	2008
	10	Bobby Joe Edmonds vs. Auburn (68 yards, 0 TD)	1983
	10	Bobby Crockett vs. LSU (129 yards, 1 TD)	1965

### SEASON

1.	90	Cobi Hamilton (1,335 yards, 5 TD)	2012
2.	66	Jarius Wright (1,117 yards, 12 TD)	2011
3.	65	Drew Morgan (739 yards, 3 TD)	2016
4.	63	Drew Morgan (843 yards, 10 TD)	2015
5.	62	J.J. Meadors (584 yards, 2 TD)	1995
6.	61	D.J. Williams (723 yards, 3 TD)	2008
7.	56	Mike Reppond (986 yards, 3 TD)	1971
8.	54	Joe Adams (625 yards, 3 TD)	2011
	54	D.J. Williams (627 yards, 4 TD)	2010
10.	52	Boo Williams (739 yards, 7 TD)	2000

### CAREER

1.	175	Cobi Hamilton (2,854 yards, 18 TD)	2009-12
2.	168	Jarius Wright (2,934 yards, 24 TD)	2008-11
3.	164	Joe Adams (2,410 yards, 17 TD)	2008-11
4.	153	Anthony Eubanks (2,440 yards, 16 TD)	1994-97
5.	152	D.J. Williams (1,855 yards, 10 TD)	2007-10
6.	144	George Wilson (2,151 yards, 16 TD)	2000-03
7.	138	Drew Morgan (1,763 yards, 14 TD)	2013-16
	138	Marcus Monk (2,151 yards, 27 TD)	2004-07
9.	137	Anthony Lucas (2,879 yards, 23 TD)	1996-99
10.	135	Richard Smith (1,858 yards, 17 TD)	2000-03

## RECEIVING YARDS

### GAME

1.	303	Cobi Hamilton vs. Rutgers (10 catches, 3 TD)	2012
2.	281	Jarius Wright vs. Texas A&M (13 catches, 2 TD)	2011
3.	204	Mike Reppond vs. Rice (12 catches, 0 TD)	1971
4.	201	Lucas Miller at Mississippi State (10 catches, 1 TD)	2008
5.	199	James Shibest at SMU (13 catches, 2 TD)	1984
6.	194	Anthony Lucas at SMU (6 catches, 3 TD)	1999
7.	193	Chuck Dicus vs. Rice (8 catches, 2 TD)	1968
8.	192	Marcus Monk at South Carolina (8 catches, 1 TD)	2006
9.	177	Cobi Hamilton vs. Tulsa (11 catches, 0 TD)	2012
	177	Anthony Lucas at Ole Miss (4 catches 2 TD)	1998

### SEASON

1.	1,335	Cobi Hamilton (90 catches, 5 TD)	2012
2.	1,117	Jarius Wright (66 catches, 12 TD)	2011
3.	1,004	Anthony Lucas (43 catches, 10 TD)	1998
4.	986	Mike Reppond (56 catches, 3 TD)	1971
5.	962	Marcus Monk (50 catches, 11 TD)	2006
6.	907	James Shibest (51 catches, 7 TD)	1984
7.	900	George Wilson (50 catches, 6 TD)	2003
8.	897	Derek Russell (43 catches, 8 TD)	1990
9.	894	Greg Childs (48 catches, 7 TD)	2009
10.	870	Anthony Eubanks (51 catches, 5 TD)	1997

### CAREER

1.	2,934	Jarius Wright (168 catches, 24 TD)	2008-11
2.	2,879	Anthony Lucas (137 catches, 23 TD)	1995-99
3.	2,854	Cobi Hamilton (175 catches, 18 TD)	2009-12
4.	2,440	Anthony Eubanks (153 catches, 16 TD)	1994-97
5.	2,410	Joe Adams (164 catches, 17 TD)	2008-11
6.	2,151	Marcus Monk (138 catches, 27 TD)	2004-07
	2,151	George Wilson (144 catches, 16 TD)	2000-03
8.	2,066	Greg Childs (133 catches, 15 TD)	2008-11
9.	1,920	James Shibest (97 catches, 10 TD)	1983-86
10.	1,874	Derek Russell (91 catches, 16 TD)	1987-90

## RECEIVING YARDS

### CONSECUTIVE GAMES

1.	465	Cobi Hamilton (303 vs. Rutgers, 162 at Texas A&M)	2012
2.	367	Derek Holloway (141 vs. North Carolina*, 196 vs. Tulsa)	1981
3.	357	Jarius Wright (281 vs. Texas A&M, 76 vs. Auburn)	2011
4.	349	Anthony Lucas (177 vs. Ole Miss, 172 at Tennessee)	1998
5.	329	Marcus Monk (192 at South Carolina, 137 vs. Tennessee)	2006
6.	323	Cobi Hamilton (146 vs. Ole Miss, 177 vs. Tulsa)	2012
7.	317	Cobi Hamilton (14 vs. Alabama, 303 vs. Rutgers)	2012
	317	Chuck Dicus (146 vs. Texas, 171 vs. Ole Miss**)	1969
9.	308	Mike Reppond (137 at Baylor, 171 vs. Texas)	1971
10.	307	Jarius Wright (26 at Alabama, 281 vs. Texas A&M)	2011

\*1981 Gator Bowl | \*\*1970 Sugar Bowl

## TOUCHDOWN RECEPTIONS

### GAME

1.	3	Jeremy Sprinkle vs. Mississippi State	2015
	3	Drew Morgan at Ole Miss	2015
	3	Cobi Hamilton vs. Rutgers	2012
	3	Anthony Lucas at SMU	1999
	3	Alton Baldwin vs. TCU	1945
	3	Alton Baldwin vs. Arkansas A&M	1944

### SEASON

1.	12	Jarius Wright	2011
2.	11	Marcus Monk	2006
3.	10	Drew Morgan	2015
	10	Anthony Lucas	1998
5.	8	Keon Hatcher	2016
	8	Derek Russell	1990
	8	Chuck Dicus	1968
8.	7	Joe Adams	2009
	7	Greg Childs	2009
	7	Marcus Monk	2005
	7	Richard Smith	2003
	7	George Wilson	2002
	7	Boo Williams	2000
	7	James Shibest	1984
	7	Jim Benton	1937
	7	Wear Schoonover	1929

### CAREER

1.	27	Marcus Monk	2004-07
2.	24	Jarius Wright	2008-11
3.	23	Anthony Lucas	1995-99
4.	18	Keon Hatcher	2012-16
	18	Cobi Hamilton	2009-12
6.	17	Joe Adams	2008-11
	17	Richard Smith	2000-03
8.	16	George Wilson	2000-03
	16	Anthony Eubanks	1994-97
	16	Chuck Dicus	1968-70
	16	Derek Russell	1987-90



All three of **DREW MORGAN'S** 100-yard receiving games in SEC play came away from home in 2015, and he led the conference with 10 touchdown catches during the regular season.

## 100-YARD RECEIVING GAMES

### SEASON

1.	5	Anthony Lucas	1998
	5	Anthony Eubanks	1997
3.	4	Cobi Hamilton	2012
	4	Jarius Wright	2011
	4	George Wilson	2003
	4	Mike Reppond	1971
7.	3	<b>Jared Cornelius</b>	<b>2016</b>
	3	Drew Morgan	2015
	3	Joe Adams	2010
	3	Greg Childs	2009
	3	D.J. Williams	2008
	3	Marcus Monk	2006
	3	Anthony Eubanks	1996
	3	Anthony Lucas	1995
	3	Derek Russell	1990
	3	James Shibest	1984
	3	Chuck Dicus	1969

### CAREER

1.	11	Anthony Lucas	1995-99
2.	9	Jarius Wright	2008-11
	9	Anthony Eubanks	1994-97
4.	8	Cobi Hamilton	2009-12
5.	7	Joe Adams	2008-11
6.	6	George Wilson	2001-03
7.	5	Greg Childs	2008-11
	5	Derek Russell	1987-90
	5	Chuck Dicus	1968-70
10.	4	Keon Hatcher	2012-16
	4	Hunter Henry	2013-15
	4	D.J. Williams	2007-10
	4	James Shibest	1983-86
	4	Mike Reppond	1970-72

# 100-YARD RECEIVING GAMES (136)



**COBI HAMILTON** set the Razorback single-game receiving record with 303 yards on 10 receptions against Rutgers in 2012. The 303 receiving yards is still an SEC record.

PLAYER	DATE	REC	YDS	TD	OPPONENT
Cobi Hamilton	9/22/12	10	303	3	Rutgers
Jarius Wright	10/1/11	13	281	2	Texas A&M
Mike Reppond	11/6/71	12	204	0	Rice
Lucas Miller	11/22/08	10	201	1	Mississippi State
James Shibest	11/24/84	13	199	2	SMU
Anthony Lucas	9/4/99	6	194	3	SMU
Chuck Dicus	11/9/68	8	193	2	Rice
Marcus Monk	11/4/06	8	192	1	South Carolina
Cobi Hamilton	11/3/12	11	177	0	Tulsa
Anthony Lucas	11/7/98	4	177	2	Ole Miss
George Wilson	11/1/03	9	172	1	Kentucky
Anthony Lucas	11/14/98	8	172	2	Tennessee
Boo Williams	9/16/00	5	171	2	Boise State
Mike Reppond	10/16/71	8	171	1	Texas
Chuck Dicus	1/1/70	6	171	1	Ole Miss
Derek Holloway	9/11/82	5	196	1	Tulsa
Chuck Dicus	1/1/69	12	169	1	Georgia
Anthony Eubanks	10/25/97	9	167	1	Auburn
Derek Russell	10/6/90	8	166	2	TCU
Cobi Hamilton	11/27/10	3	164	2	LSU
Greg Childs	10/16/10	9	164	2	Auburn
Derek Russell	10/28/89	6	164	2	Houston
Cobi Hamilton	9/29/12	11	162	0	Texas A&M
James Shibest	9/29/84	9	156	2	Navy
Chuck Dicus	10/4/69	9	156	2	TCU
Drew Morgan	9/26/15	8	155	1	Texas A&M
Wear Schoonover	10/19/29	13	152	0	Baylor
Jonathan Williams	10/13/12	3	150	2	Kentucky
Chuck Dicus	10/3/70	6	150	0	TCU
Anthony Lucas	10/3/98	6	149	1	Kentucky
Max Peacock	11/25/67	7	149	1	Texas Tech
Gary Stiggers	10/28/78	5	148	0	Houston
Cobi Hamilton	10/27/12	12	146	0	Ole Miss
Greg Childs	9/11/10	12	146	2	Louisiana Monroe
Chuck Dicus	12/6/69	9	146	1	Texas
<b>Jared Cornelius</b>	<b>10/8/16</b>	<b>5</b>	<b>146</b>	<b>0</b>	<b>Alabama</b>
Anthony Eubanks	11/28/97	4	142	1	LSU
Greg Childs	9/19/09	5	140	2	Georgia
Jarius Wright	9/5/09	6	139	0	Missouri State
Joe Adams	9/4/10	6	138	2	Tennessee Tech
Anthony Eubanks	10/12/96	8	138	1	Louisiana Tech
D.J. Williams	11/7/09	7	137	0	South Carolina
Marcus Monk	11/11/06	8	137	2	Tennessee
Anthony Lucas	11/28/97	6	137	1	LSU
Derek Russell	10/1/88	4	137	1	TCU
Mike Reppond	10/9/71	5	137	2	Baylor
Bruce Maxwell	1/1/70	9	137	1	Ole Miss
Derek Russell	11/24/90	5	136	1	SMU
Jarius Wright	10/29/11	10	135	1	Vanderbilt
Greg Childs	10/17/09	4	135	1	Florida
Steven Harris	9/18/04	6	133	2	Louisiana Monroe
Mike Reppond	10/2/71	7	133	0	TCU
Lance Alworth	11/8/61	6	133	1	SMU
Cobi Hamilton	9/10/11	5	132	1	New Mexico
Jarius Wright	9/25/10	6	131	0	Alabama

PLAYER	DATE	REC	YDS	TD	OPPONENT
Cobi Hamilton	11/21/09	3	131	2	Mississippi State
Joe Adams	9/18/10	6	130	0	Georgia
Anthony Eubanks	9/28/96	8	130	1	Louisiana Monroe
Hunter Henry	11/21/15	7	129	2	Mississippi State
D.J. Williams	11/1/08	6	129	0	Tulsa
D.J. Williams	10/25/08	10	129	0	Ole Miss
Bobby Crockett	1/1/66	10	129	1	LSU
Derek Russell	9/22/90	7	128	0	Tulsa
James Shibest	10/20/84	7	128	1	Texas
J.J. Meadors	9/3/94	5	127	2	SMU
Jim Hodge	9/9/72	7	127	0	Southern California
<b>Jared Cornelius</b>	<b>9/24/16</b>	<b>7</b>	<b>126</b>	<b>1</b>	<b>Texas A&amp;M</b>
Richard Smith	10/5/02	3	125	1	Tennessee
Chuck Dicus	10/11/69	4	125	0	Baylor
Joe Adams	10/22/11	4	124	0	Ole Miss
Greg Childs	11/28/09	5	124	0	LSU
D.J. Williams	9/6/08	5	124	2	Louisiana Monroe
Marcus Monk	9/16/06	5	124	1	Vanderbilt
Richard Smith	10/18/03	6	123	1	Florida
David Dickey	11/25/67	6	123	1	Texas Tech
Drew Morgan	11/7/15	9	122	3	Ole Miss
Brandon Mitchell	9/1/12	4	122	0	Jacksonville State
Richard Smith	9/6/03	3	122	1	Tulsa
James Shibest	10/4/86	5	121	0	TCU
Joe Adams	1/4/11	9	120	1	Ohio State
Harry Jones	10/1/66	2	120	2	TCU
Bobby Crockett	10/30/65	5	120	1	Texas A&M
Chris Gragg	11/19/11	8	119	1	Mississippi State
Donny Bobo	9/10/77	2	119	1	New Mexico State
Floyd Sagely	11/28/53	6	118	1	Tulsa
Hunter Henry	9/12/15	8	117	0	Toledo
Jim Benton	11/20/37	8	116	0	George Washington
George Wilson	11/23/01	7	115	1	LSU
Jim Hodge	11/4/70	4	115	0	SMU
Steven Harris	10/2/04	6	114	0	Florida
Anthony Lucas	9/5/98	4	113	2	Louisiana Lafayette
Gerald McMurray	11/7/81	5	113	0	Baylor
Jarius Wright	11/1/08	5	112	0	Tulsa
Cobi Hamilton	11/6/10	7	111	1	South Carolina
George Wilson	9/13/03	5	111	1	Texas
George Wilson	12/30/02	8	111	1	Minnesota
Boo Williams	9/2/00	4	111	1	Southwest Missouri State
Anthony Eubanks	10/5/96	6	111	0	Florida
Anthony Lucas	10/7/95	4	111	2	Tennessee
Drew Morgan	10/3/15	5	110	0	Tennessee
Hunter Henry	10/1/14	7	110	0	Mississippi State
Chris Gragg	9/1/12	7	110	2	Jacksonville State
Joe Adams	10/3/09	3	110	0	Texas A&M
Gary Anderson	10/9/82	4	110	1	Texas Tech
Hunter Henry	9/28/13	4	109	0	Texas A&M
Joe Adams	9/17/11	8	109	1	Troy
Joe Adams	10/31/09	3	109	2	Eastern Michigan
Jarius Wright	9/3/11	6	108	2	Missouri State
Jarius Wright	9/19/09	4	108	1	Georgia
Anthony Eubanks	10/28/95	8	108	1	Auburn
Donnie Centers	11/1/86	3	108	1	Rice
Donnie Centers	9/27/86	4	108	1	New Mexico State
Keon Hatcher	9/20/14	6	107	1	Northern Illinois
Keon Hatcher	9/5/15	6	106	2	UTEP
Anthony Lucas	9/23/95	6	106	1	Memphis
Lewis Carpenter	9/27/52	3	106	1	Houston
<b>Jared Cornelius</b>	<b>10/1/16</b>	<b>4</b>	<b>106</b>	<b>2</b>	<b>Alcorn State</b>
Keon Hatcher	11/25/16	3	106	0	Missouri
Dominique Reed	11/7/15	7	105	2	Ole Miss
Jarius Wright	11/20/10	2	105	1	Mississippi State
George Wilson	11/3/01	8	105	1	Ole Miss
Keon Hatcher	12/29/16	6	105	1	Virginia Tech
George Wilson	10/25/03	6	104	0	Ole Miss
Anthony Eubanks	9/20/97	7	104	1	Alabama
Jarius Wright	11/5/11	4	103	2	South Carolina
Anthony Lucas	10/14/95	5	103	0	Ole Miss
Anthony Lucas	11/6/99	6	102	0	Ole Miss
Bobby Nichols	10/30/71	9	102	0	Texas A&M
Bobby Crockett	10/16/65	8	102	1	Texas
Cedric Washington	11/20/04	5	101	0	Mississippi State
Anthony Eubanks	11/6/97	7	101	1	Ole Miss
Bobby Duckworth	9/20/80	4	101	1	Oklahoma State
George Wilson	9/20/03	4	100	1	North Texas
Anthony Lucas	9/19/98	3	100	1	SMU
Anthony Eubanks	9/27/97	5	100	1	Louisiana Tech
Donny Bobo	10/1/77	5	100	1	TCU





# INDIVIDUAL TOTAL OFFENSE RECORDS

## PLAYS

### GAME

1.	62	Tyler Wilson at Texas A&M (3 rushes, 59 passes, 1 TD)	2012
2.	61	Tyler Wilson vs. LSU (9 rushes, 52 passes, 1 TD)	2012
3.	57	Tyler Wilson vs. Texas A&M (6 rushes, 51 passes, 3 TD)	2011
4.	56	Brandon Allen vs. Toledo (3 rushes, 53 passes, 0 TD)	2015
	56	Joe Ferguson vs. Texas A&M (5 rushes, 51 passes, 1 TD)	1971
6.	54	Clint Stoerner at Alabama (2 rushes, 52 passes, 1 TD)	1999
	54	Clint Stoerner at Ole Miss (15 rushes, 39 passes, 0 TD)	1997
	54	Clint Stoerner vs. Auburn (11 rushes, 43 passes, 2 TD)	1997
	54	Bill Montgomery at Texas (19 rushes, 35 passes, 1 TD)	1968
10.	51	Brandon Allen at Ole Miss (6 rushes, 45 passes, 6 TD)	2015
	51	Ryan Mallett vs. Ohio State (4 rushes, 47 passes, 2 TD)	2010
	51	Quinn Grovey at Houston (13 rushes, 38 passes, 4 TD)	1990
	51	Kevin Scanlon vs. Alabama (12 rushes, 39 passes)	1979

### SEASON

1.	498	Tyler Wilson (60 rushes, 438 passes, 28 TD)	2011
2.	<b>466</b>	<b>Austin Allen (65 rushes, 401 passes, 27 TD)</b>	<b>2016</b>
3.	461	Ryan Mallett (58 rushes, 403 passes, 32 TD)	2009
4.	455	Ryan Mallett (44 rushes, 411 passes, 36 TD)	2010
5.	442	Tyler Wilson (41 rushes, 401 passes, 21 TD)	2012
6.	438	Clint Stoerner (81 rushes, 357 passes, 14 TD)	1997
7.	429	Casey Dick (72 rushes, 357 passes, 16 TD)	2008
8.	426	Brandon Allen (56 rushes, 370 passes, 31 TD)	2015
9.	404	Barry Lunney Jr. (112 rushes, 292 passes, 15 TD)	1995
10.	381	Brandon Allen (42 rushes, 339 passes, 20 TD)	2014

### CAREER

1.	1,200	Clint Stoerner (177 rushes, 1,023 passes, 62 TD)	1996-99
2.	1,192	Barry Lunney Jr. (336 rushes, 856 passes, 40 TD)	1992-95
3.	1,151	Brandon Allen (135 rushes, 1,016 passes, 68 TD)	2012-15
4.	1,137	Matt Jones (382 rushes, 755 passes, 77 TD)	2001-04
5.	1,058	Tyler Wilson (110 rushes, 948 passes, 56 TD)	2008-12
6.	978	Quinn Grovey (452 rushes, 526 passes, 50 TD)	1987-90
7.	973	Brad Taylor (329 rushes, 644 passes, 35 TD)	1981-84
8.	959	Casey Dick (105 rushes, 850 passes, 4 rec, 51 TD)	2005-08
9.	916	Ryan Mallett (102 rushes, 814 passes, 68 TD)	2009-10
10.	896	Bill Montgomery (294 rushes, 602 passes, 42 TD)	1981-84

## YARDS

### GAME

1.	481	Tyler Wilson vs. Texas A&M (-29 rushing, 510 passing, 3 TD)	2011
2.	448	Brandon Allen at Ole Miss (6 rushing, 442 passing, 6 TD)	2015
3.	435	Brandon Allen vs. Toledo (23 rushing, 412 passing, 0 TD)	2015
4.	426	Tyler Wilson vs. Rutgers (7 rushing, 419 passing, 3 TD)	2012
5.	414	Ryan Mallett vs. Georgia (6 rushing, 408 passing, 5 TD)	2009
6.	411	Brandon Allen vs. Miss. St. (5 rushing, 406 passing, 7 TD)	2015
7.	402	Ryan Mallett vs. Vanderbilt (-7 rushing, 409 passing, 3 TD)	2010
8.	401	Ryan Mallett vs. La. Monroe (1 rushing, 400 passing, 4 TD)	2010
9.	397	Tyler Wilson vs. LSU (38 rushing, 359 passing, 1 TD)	2012
10.	386	Ryan Mallett vs. Troy (-19 rushing, 405 passing, 5 TD)	2009

### SEASON

1.	3,795	Ryan Mallett (-74 rushing, 3,869 passing, 36 TD)	2010
2.	3,635	Tyler Wilson (-3 rushing, 3,638 passing, 28 TD)	2011
3.	3,595	Ryan Mallett (-29 rushing, 3,624 passing, 32 TD)	2009
4.	3,547	Brandon Allen (107 rushing, 3,440 passing, 31 TD)	2015
5.	3,394	Tyler Wilson (7 rushing, 3,387 passing, 21 TD)	2012
6.	<b>3,304</b>	<b>Austin Allen (-126 rushing, 3,430 passing, 27 TDs)</b>	<b>2016</b>
7.	2,695	Matt Jones (622 rushing, 2,073 passing, 21 TD)	2004
8.	2,624	Matt Jones (707 rushing, 1,917 passing, 26 TD)	2003
9.	2,572	Clint Stoerner (-57 rushing, 2,629 passing, 27 TD)	1998
10.	2,535	Casey Dick (-51 rushing, 2,586 passing, 17 TD)	2008

## CAREER

1.	8,392	Matt Jones (2535 rushing, 5,947 passing, 77 TD)	2001-04
2.	7,721	Tyler Wilson (-44 rushing, 7,765 passing, 56 TD)	2008-12
3.	7,596	Brandon Allen (133 rushing, 7,463 passing, 68 TD)	2012-15
4.	7,390	Ryan Mallett (-103 rushing, 7,493 passing, 68 TD)	2009-10
5.	7,049	Clint Stoerner (-373 rushing, 7,422 passing, 62 TD)	1996-99
6.	6,242	Quinn Grovey (1756 rushing, 4,496 passing, 50 TD)	1987-90
7.	5,887	Barry Lunney Jr. (105 rushing, 5,782 passing, 40 TD)	1992-95
8.	5,623	Casey Dick (-233 rushing, 5,856 passing, 51 TD)	2005-08
9.	5,145	Brad Taylor (343 rushing, 4,802 passing, 35 TD)	1981-84
10.	5,052	Bill Montgomery (462 rushing, 4,590 passing, 42 TD)	1968-70

## TOUCHDOWN RESPONSIBILITY

### GAME

1.	7	Brandon Allen vs. Mississippi State	2015
2.	6	Brandon Allen at Ole Miss	2015
	6	Ryan Mallett vs. UTEP	2010
	6	Madre Hill vs. South Carolina	1995
5.	5	Alex Collins vs. UT Martin	2015
	5	Tyler Wilson vs. Kentucky	2012
	5	Ryan Mallett vs. Mississippi State	2009
	5	Ryan Mallett vs. Troy	2009
	5	Ryan Mallett vs. Georgia	2009
	5	Quinn Grovey vs. Houston	1989
	5	Jessie Clark vs. Baylor	1981
	5	Gene Davidson vs. Oklahoma Mines	1916
	5	Gene Davidson vs. Hendrix	1915

### SEASON

1.	36	Ryan Mallett (4 rushing, 32 passing)	2010
2.	32	Ryan Mallett (2 rushing, 30 passing)	2009
3.	31	Brandon Allen (1 rushing, 30 passing)	2015
4.	28	Tyler Wilson (4 rushing, 24 passing)	2011
5.	<b>27</b>	<b>Austin Allen (2 rushing, 25 passing)</b>	<b>2016</b>
	27	Clint Stoerner (1 rushing, 26 passing)	1998
7.	26	Matt Jones (8 rushing, 18 passing)	2003
8.	23	Quinn Grovey (5 rushing, 18 passing)	1990
9.	22	Brandon Allen (2 rushing, 20 passing)	2014
10.	21	Tyler Wilson (0 rushing, 21 passing)	2012
	21	Matt Jones (6 rushing, 15 passing)	2004
	21	Matt Jones (5 rushing, 16 passing)	2002
	21	Clint Stoerner (2 rushing, 19 passing)	1999

## CAREER

1.	77	Matt Jones (24 rushing, 53 passing)	2001-04
2.	68	Brandon Allen (4 rushing, 64 passing)	2012-15
	68	Ryan Mallett (6 rushing, 62 passing)	2009-10
4.	62	Clint Stoerner (5 rushing, 57 passing)	1996-99
5.	56	Tyler Wilson (4 rushing, 52 passing)	2008-12
6.	51	Casey Dick (3 rushing, 47 passing, 1 receiving)	2005-08
	51	Darren McFadden (41 rush, 7 pass, 2 rec., 1 ko ret.)	2005-07
8.	50	Quinn Grovey (21 rushing, 29 passing)	1987-90
9.	46	Bill Burnett (46 rushing, 0 passing)	1968-70
10.	42	Bill Montgomery (13 rushing, 29 passing)	1968-70

## YARDS PER PLAY

### SEASON (MIN. 150 PLAYS)

1.	8.34	Ryan Mallett (455 for 3,795)	2010
2.	8.33	Brandon Allen (426 for 3,547)	2015
3.	8.05	Matt Jones (326 for 2,624)	2003
4.	7.80	Ryan Mallett (461 for 3,595)	2009
5.	7.77	Matt Jones (347 for 2,695)	2004
6.	7.68	Tyler Wilson (442 for 3,394)	2012
7.	7.58	Felix Jones (154 for 1,168)	2006
8.	7.34	Jack Robbins (213 for 1,564)	1935
9.	7.30	Tyler Wilson (498 for 3,635)	2011
10.	7.12	Quinn Grovey (208 for 1,481)	1988

### CAREER (MIN. 500 PLAYS)

1.	8.07	Ryan Mallett (916 for 7,390)	2009-10
2.	7.35	Matt Jones (1,137 for 8,352)	2001-04
3.	7.30	Tyler Wilson (1,058 for 7,721)	2008-12
4.	6.60	Brandon Allen (1,151 for 7,596)	2012-15
5.	6.38	Quinn Grovey (978 for 6,242)	1987-90
6.	5.94	Darren McFadden (807 for 4,795)	2005-07
7.	5.91	Jack Robbins (577 for 3,408)	1935-37
8.	5.87	Clint Stoerner (1,200 for 7,049)	1996-99
9.	5.86	Casey Dick (959 for 5,624)	2005-08
10.	5.74	Joe Ferguson (771 for 4,429)	1970-72



Arkansas' all-time leader in career yards (8,392) and career touchdowns (77), quarterback **MATT JONES** led the Razorbacks to a 7-1 record when he ran for 100 yards.

# INDIVIDUAL ALL-PURPOSE RECORDS



## ALL-PURPOSE YARDAGE

GAME	YARDS	OPPONENT	PLAYS	TD	YEAR
1.	355	Darren McFadden vs. South Carolina	38	1	2007
2.	315	Darren McFadden at South Carolina	29	2	2006
3.	303	Cobi Hamilton vs. Rutgers	10	3	2012
4.	293	Harry Jones vs. Oklahoma State	11	2	1965
5.	287	Felix Jones vs. Troy	16	2	2007
6.	281	Jarius Wright vs. Texas A&M	13	2	2011
7.	271	Dickey Morton at Baylor	28	2	1973
8.	259	Alex Collins vs. Kansas State	25	3	2016
9.	253	Michael Smith at Kentucky	40	2	2008
10.	252	Dennis Johnson vs. South Carolina	21	1	2011

\*2016 AutoZone Liberty Bowl

## SEASON

1.	2,310	Darren McFadden	362	plays	17	TD	2007
2.	2,058	Darren McFadden	305	plays	16	TD	2006
3.	1,990	Felix Jones	171	plays	13	TD	2007
4.	1,829	Felix Jones	192	plays	10	TD	2006
5.	1,746	Alex Collins	276	plays	20	TD	2015
6.	1,604	Dickey Morton	243	plays	5	TD	1973
7.	1,583	Madre Hill	330	plays	16	TD	1995
8.	1,580	Rawleigh Williams III	260	plays	13	TDs	2016
	1,513	Darren McFadden	202	plays	11	TD	2005
10.	1,472	Lance Alworth	169	plays	5	TD	1961

## CAREER

1.	5,881	Darren McFadden	869	plays	44	TD	2005-07
2.	5,330	Dennis Johnson	527	plays	20	TD	2008-12
3.	5,099	Felix Jones	488	plays	27	TD	2005-07
4.	4,535	Gary Anderson	630	plays	19	TD	1979-82
5.	4,057	Alex Collins	698	plays	36	TD	2013-15
6.	4,070	Dickey Morton	647	plays	17	TD	1971-73
7.	3,750	Ben Cowins	662	plays	30	TD	1975-78
8.	3,657	Cedric Cobbs	636	plays	28	TD	1999-2003
9.	3,610	DeCori Birmingham	403	plays	13	TD	2001-04
10.	3,583	James Rouse	614	plays	39	TD	1985-89

## SCORING - POINTS

### GAME

1.	36	Madre Hill vs. South Carolina	6	TD	1995	
2.	33	Gene Davidson vs. Oklahoma Mines	5	TD, 3	PAT	1916
3.	33	Gene Davidson vs. Hendrix	5	TD, 3	PAT	1915
4.	30	Alex Collins vs. UT Martin	5	TD	2015	
	30	Jessie Clark vs. Baylor	5	TD	1981	
6.	26	Richard Miller vs. Central Missouri	4	TD, 2	PAT	1927
7.	26	Gene Davidson vs. Central Missouri	4	TD, 2	PAT	1917
8.	24	Rawleigh Williams III at Mississippi St.	4	TD	2016	
	24	Jonathan Williams at Texas Tech	4	TD	2014	
	24	Darren McFadden vs. Florida International	4	TD	2007	
	24	James Rouse vs. New Mexico	4	TD	1987	
	24	Darryl Bowles vs. TCU	4	TD	1980	

## SEASON

1.	120	Alex Collins	20	TD	2015	
	120	Bill Burnett	20	TD	1969	
3.	118	Zach Hocker	21	FG, 55	PAT	2011
4.	109	Alex Tejada	17	FG, 58	PAT	2007
5.	106	Alex Tejada	16	FG, 58	PAT	2009
6.	104	Zach Hocker	16	FG, 56	PAT	2010
	102	Darren McFadden	17	TD	2007	
	102	Kendall Trainor	24	FG, 30	PAT	1988
	102	James Rouse	17	TD	1987	
10.	98	Darren McFadden	16	TD, 1	PAT	2006
	98	Todd Wright	20	FG, 38	PAT	1989

## CAREER

1.	354	Zach Hocker	61	FG, 171	PAT	2010-13
2.	294	Bill Burnett	49	TD	1968-70	
3.	280	Steve Little	53	FG, 121	PAT	1974-77
4.	268	Darren McFadden	44	TD, 2	two-point	2005-07
5.	267	Todd Wright	60	FG, 87	PAT	1989-92
6.	264	Kendall Trainor	51	FG, 111	PAT	1985-88
7.	252	Todd Latourette	47	FG, 111	PAT	1995-98
8.	247	Alex Tejada	37	FG, 136	PAT	2007-10
9.	238	James Rouse	39	TD, 2	two-point	1985-89
10.	220	Ish Ordonez	44	FG, 88	PAT	1978-80

## MOST TOUCHDOWNS

### GAME

1.	6	Madre Hill vs. South Carolina	1995
2.	5	Alex Collins vs. UT Martin	2015
	5	Jessie Clark vs. Baylor	1981
	5	Gene Davidson vs. Oklahoma Mines	1916
	5	Gene Davidson vs. Hendrix	1915
6.	4	14 others (Most recent: R. Williams III at Mississippi St.)	2016

## SEASON

1.	20	Alex Collins	2015
	20	Bill Burnett	1969
3.	17	Darren McFadden	2007
	17	James Rouse	1987
5.	16	Darren McFadden	2006
	16	Madre Hill	1995
	16	Bill Burnett	1968
	16	David Dickey	1967
	16	Bobby Burnett	1965
10.	14	Jonathan Williams	2014
	14	Knile Davis	2010
	14	Ben Cowins	1977
	14	Billy Moore	1962

## CAREER

1.	49	Bill Burnett	1968-70
2.	44	Darren McFadden	2005-07
3.	39	James Rouse	1985-89
4.	36	Alex Collins	2013-15
5.	30	Ben Cowins	1975-78
6.	28	Cedric Cobbs	1999-2003
	28	David Dickey	1966-68
8.	27	Felix Jones	2005-07
	27	Marcus Monk	2004-07
	27	Madre Hill	1994-98



**DARREN MCFADDEN** is Arkansas' all-time career leader in all-purpose yards (5,881) and is the only Razorback to ever accumulate more than 2,000 all-purpose yards in a season (2006 and 2007).



# INDIVIDUAL KICKING RECORDS

## FIELD GOAL ATTEMPTS

GAME	Rank	Player	Made	Year
1.	6	Brennan O'Donohoe at Tennessee (made 3)	3	2002
	6	Greg Horne vs. Tulsa (made 4)	4	1984
3.	5	Zach Hocker vs. South Carolina (made 3)	3	2011
	5	Todd Wright at Tennessee (made 4)	4	1992
	5	Kendall Trainor vs. Texas A&M (made 5)	5	1988
	5	Kendall Trainor vs. TCU (made 5)	5	1988
	5	Steve Little vs. Tulsa (made 3)	3	1977
	5	Bill McClard vs. SMU (made 3)	3	1970

## SEASON

1.	30	Steve Little (made 19)	1977
2.	27	Zach Hocker (made 21)	2011
	27	Kendall Trainor (made 24)	1988
4.	25	Todd Wright (made 17)	1992
5.	24	Todd Latourette (made 17)	1998
	24	Bruce Lahay (made 19)	1981
7.	23	Alex Tejada (made 17)	2007
	23	Todd Wright (made 20)	1989
	23	Steve Little (made 11)	1976
10.	22	Alex Tejada (made 16)	2009
	22	Greg Horne (made 14)	1983
	22	Ish Ordonez (made 18)	1979
	22	Bill McClard (made 12)	1971

## CAREER

1.	89	Steve Little (made 53)	1974-77
2.	79	Zach Hocker (made 61)	2010-13
	79	Todd Wright (made 60)	1989-92
4.	71	Todd Latourette (made 47)	1995-98
5.	69	Kendall Trainor (made 51)	1985-88
6.	62	Ish Ordonez (made 44)	1978-80
7.	54	Alex Tejada (made 37)	2007-10
8.	53	Greg Horne (made 29)	1983-84
9.	46	Bill McClard (made 29)	1969-71
10.	40	Chris Balseiro (made 28)	2002-05

## FIELD GOALS MADE

GAME	Rank	Player	Made	Year
1.	5	Kendall Trainor vs. Texas A&M (att. 5)	5	1988
	5	Kendall Trainor vs. TCU (att. 5)	5	1988
3.	4	Chris Balseiro vs. Missouri (att. 4)	4	2003
	4	Todd Wright at Auburn (att. 4)	4	1992
	4	Todd Wright at Tennessee (att. 5)	4	1992
	4	Todd Wright vs. UTEP (att. 4)	4	1989
	4	Kendall Trainor at Houston (att. 4)	4	1988
	4	Greg Horne vs. Tulsa (att. 6)	4	1984
	4	Bruce Lahay at Texas Tech (att. 4)	4	1981
	4	Steve Little at Rice (att. 4)	4	1975

## SEASON

1.	24	Kendall Trainor (att. 27)	1988
2.	21	Zach Hocker (att. 27)	2011
3.	20	Todd Wright (att. 23)	1989
4.	19	Bruce Lahay (att. 24)	1981
	19	Steve Little (att. 30)	1977
6.	18	Ish Ordonez (att. 22)	1978
7.	17	Alex Tejada (att. 23)	2007
	17	Todd Latourette (att. 24)	1998
	17	Todd Wright (att. 25)	1992
10.	16	Zach Hocker (att. 19)	2010
	16	Alex Tejada (att. 22)	2009



**ZACH HOCKER** finished his career in 2013 as Arkansas' all-time leading scorer, totaling 354 points. Hocker also holds Razorback records for career field goals and field goal percentage.

## CAREER

1.	61	Zach Hocker (att. 79)	2010-13
2.	60	Todd Wright (att. 79)	1989-92
3.	53	Steve Little (att. 89)	1974-77
4.	51	Kendall Trainor (att. 69)	1985-88
5.	47	Todd Latourette (att. 71)	1995-98
6.	44	Ish Ordonez (att. 62)	1978-80
7.	37	Alex Tejada (att. 54)	2007-10
8.	29	Greg Horne (att. 53)	1983-86
	29	Bill McClard (att. 46)	1969-71
10.	28	Chris Balseiro (att. 40)	2002-05

## FIELD GOAL PERCENTAGE

SEASON (MIN. 10 MADE)	Rank	Player	Year
1.	.889	Kendall Trainor (24-27)	1988
2.	.870	Todd Wright (20-23)	1989
3.	.867	Zach Hocker (13-15)	2013
4.	.842	Zach Hocker (16-19)	2010
5.	.818	Ish Ordonez (18-22)	1979
6.	.792	Bruce Lahay (19-24)	1981
7.	.786	Todd Wright (11-14)	1990
8.	.778	Zach Hocker (21-27)	2011
9.	.769	Kendall Trainor (10-13)	1986
10.	.750	David Cariton (12-16)	2002
	.750	Steve Little (12-16)	1974

## CAREER (MIN. 20 MADE)

1.	.772	Zach Hocker (61-79)	2010-13
2.	.759	Todd Wright (60-79)	1989-92
3.	.739	Kendall Trainor (51-69)	1985-88
4.	.710	Ish Ordonez (44-62)	1978-80
5.	.700	Chris Balseiro (28-40)	2002-05
6.	.688	Brennan O'Donohoe (22-32)	2000-02
7.	.682	Alex Tejada (37-54)	2007-10
8.	.662	Todd Latourette (47-71)	1995-98
9.	.630	Bill McClard (29-46)	1969-71
10.	.596	Steve Little (53-89)	1974-77

## LONGEST FIELD GOALS

1.	67	Steve Little vs. Texas	1977
2.	61	Steve Little vs. Tulsa	1976
3.	60	Bill McClard vs. SMU	1970
4.	58	Kendall Trainor vs. Miami	1988
5.	57	Steve Little vs. Baylor	1977
	57	Steve Little vs. Oklahoma State	1976
7.	55	Kendall Trainor vs. Tulsa	1986
8.	54	Adam McFain at Auburn	2016
	54	Zach Hocker vs. Mississippi State	2013
10.	53	Zach Hocker vs. Samford	2013
	53	Steve Little vs. Oklahoma State	1976
	53	Bill McClard vs. Wichita State	1970

## MOST CONSECUTIVE FGs MADE

1.	24	Kendall Trainor	1988
----	----	-----------------	------

# INDIVIDUAL KICKING RECORDS



## PAT ATTEMPTS

GAME	SEASON
1. 9 Cole Hedlund vs. UT Martin	2015
9 John Henson vs. Nicholls	2014
9 Alex Tejada vs. Eastern Michigan	2009
9 Alex Tejada vs. North Texas	2007
9 Jeremy Davis vs. Southeast Missouri State	2006
9 Chris Balseiro vs. New Mexico State	2004
9 Kendall Trainor vs. Pacific	1988
9 Elvin Geiser vs. Hendrix	1933
9. 8 Alex Tejada vs. Troy	2009
8 Bill McClard vs. North Texas State	1971
8 Bill McClard vs. Wichita State	1970
8 Bob White vs. Tulsa	1968
8 Tom McNelly vs. Tulsa	1963

## SEASON

1. 60 Alex Tejada (made 58)	2007
2. 59 Alex Tejada (made 58)	2009
3. 58 Cole Hedlund (made 58)	2015
4. 57 Zach Hocker (made 55)	2011
5. 56 Zach Hocker (made 56)	2010
6. 51 Bill McClard (made 50)	1970
7. 48 Jeremy Davis (made 46)	2006
8. 44 Bill McClard (made 40)	1969
44 Ronny South (made 42)	1965
10. 41 Chris Balseiro (made 40)	2004
41 Chris Balseiro (made 40)	2003
41 Todd Latourette (made 41)	1998
41 Bob White (made 36)	1968

## CAREER

1. 173 Zach Hocker (made 171)	2010-13
2. 140 Alex Tejada (made 136)	2007-10
3. 133 Bill McClard (made 125)	1969-71
4. 131 Steve Little (made 121)	1974-77
5. 116 Kendall Trainor (made 111)	1985-88
6. 114 Chris Balseiro (made 111)	2002-05
7. 113 Todd Latourette (made 111)	1995-98
8. 93 Ish Ordonez (made 88)	1978-80
9. 91 Todd Wright (made 87)	1989-92
10. 89 Bob White (made 76)	1966-68
89 Tom McNelly (made 82)	1962-64

## PATS MADE

GAME	SEASON
1. 9 Cole Hedlund vs. UT Martin	2015
9 John Henson vs. Nicholls	2014
9 Alex Tejada vs. Eastern Michigan	2009
9 Alex Tejada vs. North Texas	2007
9 Jeremy Davis vs. Southeast Missouri State	2006
9 Chris Balseiro vs. New Mexico State	2004
9 Kendall Trainor vs. Pacific	1988
9 Elvin Geiser vs. Hendrix	1933
9. 8 Alex Tejada vs. Troy	2009
8 Bill McClard vs. Wichita State	1970
8 Bob White vs. Tulsa	1968
8 Tom McNelly vs. Tulsa	1963

## SEASON

1. 58 Cole Hedlund (att. 58)	2015
58 Alex Tejada (att. 59)	2009
58 Alex Tejada (att. 60)	2007
4. 56 Zach Hocker (att. 56)	2010
5. 55 Zach Hocker (att. 57)	2011
6. 50 Bill McClard (att. 51)	1970
7. 46 Jeremy Davis (att. 48)	2006
8. 42 Ronny South (att. 44)	1965
9. 41 Todd Latourette (att. 41)	1998
10. 40 Chris Balseiro (att. 41)	2004
40 Chris Balseiro (att. 41)	2003
40 Bill McClard (att. 44)	1969

## CAREER

1. 171 Zach Hocker (att. 173)	2010-13
2. 136 Alex Tejada (att. 141)	2007-10
3. 125 Bill McClard (att. 133)	1969-71
4. 121 Steve Little (att. 131)	1974-77
5. 111 Chris Balseiro (att. 114)	2002-05
111 Todd Latourette (att. 113)	1995-98
111 Kendall Trainor (att. 116)	1985-88
8. 88 Ish Ordonez (att. 93)	1978-80
9. 87 Todd Wright (att. 91)	1989-92
10. 83 Cole Hedlund (att. 83)	2015-Present

## KICK SCORING

### GAME

1. 19 Kendall Trainor vs. TCU (5-5 FG, 4-4 PAT)	1988
2. 17 Alex Tejada vs. Troy (4-4 FG, 5-5 PAT)	2007
3. 16 Alex Tejada vs. Florida International (3-3 FG, 7-7 PAT)	2007
4. 15 Todd Wright vs. Texas-El Paso (4-4 FG, 3-4 PAT)	1989
15 Kendall Trainor vs. Texas A&M (5-5 FG, 0-0 PAT)	1988
6. 14 Zach Hocker vs. Mississippi State (3-4 FG, 5-5 PAT)	2011
14 Zach Hocker vs. South Carolina (3-5 FG, 5-5 PAT)	2011
14 Tony Dodson vs. Louisiana Monroe (3-3 FG, 5-5 PAT)	1999
14 Todd Latourette vs. SMU (3-3 FG, 5-5 PAT)	1998
14 Kendall Trainor at Houston (4-4 FG, 2-2 PAT)	1988
14 Bruce Lahay at Texas Tech (4-4 FG, 2-2 PAT)	1981
14 Steve Little vs. TCU (3-3 FG, 5-5 PAT)	1976
14 Bill McClard vs. Wichita State (2-2 FG, 8-8 PAT)	1970

### SEASON

1. 118 Zach Hocker (21 FG, 55 PAT)	2011
2. 109 Alex Tejada (17 FG, 58 PAT)	2007
3. 106 Alex Tejada (16 FG, 58 PAT)	2009
4. 104 Zach Hocker (16 FG, 56 PAT)	2010
5. 102 Kendall Trainor (24 FG, 30 PAT)	1988
6. 98 Todd Wright (20 FG, 38 PAT)	1989
7. 94 Steve Little (19 FG, 37 PAT)	1977
8. 92 Todd Latourette (17 FG, 41 PAT)	1998
9. 88 Bruce Lahay (19 FG, 31 PAT)	1981
10. 85 Cole Hedlund (9 FG, 58 PAT)	2015

### CAREER

1. 354 Zach Hocker (61 FG, 171 PAT)	2010-13
2. 280 Steve Little (53 FG, 121 PAT)	1974-77
3. 267 Todd Wright (60 FG, 87 PAT)	1989-92
4. 264 Kendall Trainor (51 FG, 111 PAT)	1985-88
5. 252 Todd Latourette (47 FG, 111 PAT)	1995-98
6. 247 Alex Tejada (37 FG, 136 PAT)	2007-10
7. 220 Ish Ordonez (44 FG, 88 PAT)	1978-80
8. 212 Bill McClard (29 FG, 125 PAT)	1969-71
9. 195 Chris Balseiro (28 FG, 111 PAT)	2002-05
10. 137 Greg Horne (29 FG, 50 PAT)	1983-86



**ALEX TEJADA** registered two of the three highest-scoring seasons in Razorback history in 2007 and 2009 and was named to Arkansas' all-decade team for the 2000s.



# INDIVIDUAL PUNTING RECORDS

## PUNTS

GAME			
1.	11	Greg Horne at Baylor (445 yards for 40.4 avg.)	1984
	11	Bobby Nix at SMU (506 yards for 46.0 avg.)	1963
3.	10	Toby Baker at Auburn (415 yards for 41.5 avg.)	2016
	10	Toby Baker at Alabama (402 yards for 40.2 avg.)	2015
	10	Richie Butler vs. UNLV (434 yards for 43.4 avg.)	2001
	10	Drew Toole vs. Rice (365 yards for 36.5 avg.)	1972
	10	Lance Alworth vs. Tulsa (301 yards for 30.1 avg.)	1961
	10	Lamar McHan vs. Santa Clara (395 yards for 39.5 avg.)	1951
	10	Lamar McHan vs. Texas (382 yards for 38.2 avg.)	1951
	10	George Cole at Oklahoma State (390 yards for 39.0 avg.)	1926
	10	Gene Davidson vs. Oklahoma (245 yards for 24.5 avg.)	1915

## SEASON

1.	70	Matt Wait (2,935 yards for 41.9 avg.)	1997
2.	69	Richie Butler (2,715 yards for 39.3 avg.)	2002
	69	Matt Wait (2,777 yards for 40.3 avg.)	1996
4.	68	Pete Raether (2,938 yards for 43.2 avg.)	1992
5.	67	Richie Butler (2,848 yards for 42.5 avg.)	2001
6.	65	Richie Butler (2,784 yards for 42.8 avg.)	2000
	65	Pete Raether (2,836 yards for 43.6 avg.)	1991
8.	64	Lamar McHan (2,377 yards for 37.1 avg.)	1951
	64	Aubrey Fowler (2,214 yards for 34.6 avg.)	1946
	64	Kay Eakin (2,448 yards for 38.3 avg.)	1939

## CAREER

1.	251	Matt Wait (10,177 yards for 40.5 avg.)	1994-97
2.	231	Richie Butler (9,546 yards for 41.3 avg.)	1999-02
3.	219	Dylan Breeding (9,387 yards for 42.9 avg.)	2009-12
4.	192	Jacob Skinner (7,554 yards for 39.3 avg.)	2003-06
5.	180	Greg Horne (8,000 yards for 44.4 avg.)	1983-86
6.	157	Pete Raether (6,743 yards for 42.9 avg.)	1990-92
7.	145	Lamar McHan (5,504 yards for 38.0 avg.)	1951-53
8.	142	Jeremy Davis (5,842 yards for 41.1 avg.)	2004-08
9.	133	Kay Eakin (5,250 yards for 39.5 avg.)	1937-39
10.	129	Bruce Lahay (5,011 yards for 38.8 avg.)	1978-79, 81

## LONGEST PUNTS

1.	86	Steve Cox vs. Texas	1986
2.	83	Pete Raether vs. Louisiana Lafayette	1991
	83	Harold Cox vs. SMU	1943
4.	81	Lamar McHan vs. Texas	1951
	81	Kay Eakin vs. TCU	1938
6.	80	Allen Meacham vs. Baylor	1988
7.	79	Sam Irwin-Hill vs. South Carolina	2013
	79	Richie Butler vs. Alabama	2002
	79	Jack Robbins vs. TCU	1937
10.	78	Gerald Nesbitt vs. SMU	1955
	78	Louis Schaufele vs. William & Mary	1948
	78	Louis Schaufele vs. Texas A&M	1948

## PUNTING YARDAGE

GAME			
1.	506	Bobby Nix at SMU (11 punts)	1965
2.	445	Greg Horne at Baylor (11 punts)	1984
3.	434	Richie Butler vs. UNLV (10 punts)	2001
4.	412	Matt Wait vs. South Carolina (9 punts)	1997
5.	402	Toby Baker at Alabama (10 punts)	2015
6.	395	Lamar McHan vs. Santa Clara (10 punts)	1951
7.	390	George Cole vs. Oklahoma State (10 punts)	1926
8.	389	Richie Butler vs. Alabama (8 punts)	2002
9.	382	Lamar McHan vs. Texas (10 punts)	1951
10.	376	Matt Wait at Florida (9 punts)	1997

## SEASON

1.	2,938	Pete Raether (68 for 43.2 avg.)	1992
2.	2,935	Matt Wait (70 for 41.9 avg.)	1997
3.	2,848	Richie Butler (67 for 42.5 avg.)	2001
4.	2,836	Pete Raether (65 for 43.6 avg.)	1991
5.	2,797	Steve Little (63 for 44.4 avg.)	1976
6.	2,784	Richie Butler (65 for 42.8 avg.)	2000
7.	2,777	Matt Wait (69 for 40.3 avg.)	1996
8.	2,715	Richie Butler (69 for 39.3 avg.)	2002
9.	2,532	Toby Baker (57 for 44.4 avg.)	2016
10.	2,460	Jeremy Davis (57 for 41.1 avg.)	2008

## CAREER

1.	10,177	Matt Wait (251 for 40.5 avg.)	1994-97
2.	9,546	Richie Butler (231 for 41.3 avg.)	1999-2002
3.	9,387	Dylan Breeding (219 for 42.9 avg.)	2009-12
4.	8,000	Greg Horne (180 for 44.4 avg.)	1983-86
5.	7,554	Jacob Skinner (192 for 39.3 avg.)	2003-06
6.	6,743	Pete Raether (157 for 42.9 avg.)	1990-92
7.	5,842	Jeremy Davis (142 for 41.1 avg.)	2004-08
8.	5,504	Lamar McHan (145 for 38.0 avg.)	1951-53
9.	5,250	Kay Eakin (133 for 39.5 avg.)	1937-39
10.	5,227	Jacob Skinner (131 for 39.9 avg.)	2003-06

## PUNTING AVERAGE

GAME (MIN. 2 PUNTS)			
1.	70.0	Steve Cox at Texas (2 punts)	1980
2.	59.0	Allen Meacham at Baylor (2 punts)	1988
3.	58.3	Dylan Breeding vs. Tulsa (3 punts)	2012
4.	57.8	Pete Raether at Texas Tech (4 punts)	1991
5.	57.0	Zach Hocker at Rutgers (3 punts)	2013
6.	56.5	Mike Kirkland at Texas Tech (2 punts)	1972
7.	54.6	Greg Horne at Texas Tech (3 punts)	1983
8.	54.5	Gerald Nesbitt at SMU (2 punts)	1957
9.	53.5	Sam Irwin-Hill vs. South Carolina (4 punts)	2013
	53.5	Richie Butler vs. Boise State (4 punts)	2000

## SEASON (MIN. 4 PUNTS PER GAME)

1.	47.2	Greg Horne (49 for 2,313 yards)	1986
2.	46.5	Steve Cox (47 for 2,186 yards)	1980
3.	45.6	Dylan Breeding (53 for 2,416 yards)	2012
4.	45.3	Dylan Breeding (53 for 2,400 yards)	2011
5.	44.4	Toby Baker (57 for 2,532 yards)	2016
	44.4	Steve Little (63 for 2,797 yards)	1976
7.	44.3	Steve Little (48 for 2,127 yards)	1977
8.	43.8	Greg Horne (51 for 2,234 yards)	1984
9.	43.6	Pete Raether (65 for 2,836 yards)	1991
10.	43.2	Jeremy Davis (57 for 2,460 yards)	2008
	43.2	Pete Raether (68 for 2,938 yards)	1992

## CAREER (MIN. 85 PUNTS)

1.	45.2	Steve Cox (89 for 4,026 yards)	1979-80
2.	44.4	Greg Horne (180 for 8,000 yards)	1983-86
	44.4	Steve Little (111 for 4,924 yards)	1974-77
4.	43.0	Toby Baker (101 for 4,340 yards)	2014-16
5.	42.9	Dylan Breeding (219 for 9,387 yards)	2009-12
	42.9	Pete Raether (157 for 6,743 yards)	1990-92
7.	42.0	Sam Irwin-Hill (104 for 4,364 yards)	2013-14
8.	41.7	Brad Taylor (99 for 4,131 yards)	1981-83
9.	41.3	Richie Butler (231 for 9,546 yards)	1999-2002
10.	41.1	Jeremy Davis (142 for 5,842 yards)	2004-08



**DYLAN BREEDING** was a two-time All-SEC punter for the Razorbacks and ranks in the top 10 in career punting yardage and punting average.

# INDIVIDUAL RETURN RECORDS



## PUNT RETURNS

### GAME

1.	9	Ken Hatfield vs. Rice (89 yards)	1964
2.	8	Bobby Joe Edmonds at Ole Miss (53 yards)	1985
	8	Gary Anderson at Texas Tech (130 yards)	1979
4.	7	Jack Morris vs. North Texas (146 yards)	1971
	7	Gary Adams at TCU (59 yards)	1968
	7	Gary Adams vs. TCU (91 yards)	1967
	7	Gary Adams vs. Oklahoma State (33 yards)	1967
	7	Lance Alworth vs. Tulsa (136 yards)	1961

### SEASON

1.	40	Bobby Joe Edmonds (466 yards)	1985
2.	36	Orlando Watters (290 yards)	1992
	36	Vaughn Lusby (294 yards)	1977
4.	34	Gary Anderson (286 yards)	1979
5.	31	Ken Hatfield (518 yards)	1964
6.	29	Gary Anderson (222 yards)	1982
	29	Gary Anderson (252 yards)	1981
	29	Vaughn Lusby (161 yards)	1976
9.	28	DeCori Birmingham (342 yards)	2002
	28	Orlando Watters (157 yards)	1993
	28	Gary Adams (290 yards)	1967
	28	Lance Alworth (336 yards)	1961

### CAREER

1.	115	Gary Anderson (1,004 yards)	1979-82
2.	93	Bobby Joe Edmonds (959 yards)	1982-85
3.	86	Vaughn Lusby (625 yards)	1974, 76-78
4.	78	Tim Horton (657 yards)	1986-89
5.	72	Ken Hatfield (1,153 yards)	1962-64
6.	64	Orlando Watters (447 yards)	1991-93
7.	53	Marvin Jackson (594 yards)	2001, 03
8.	52	DeCori Birmingham (546 yards)	2001-04
9.	51	Lance Alworth (690 yards)	1959-61
10.	49	Gary Adams (505 yards)	1966-68

## PUNT RETURN YARDAGE

### GAME

1.	174	Joe Adams vs. Missouri State (6 returns)	2011
2.	146	Jack Morris vs. North Texas State (7 returns)	1971
3.	136	Lance Alworth vs. Tulsa (7 returns)	1961
4.	134	Terry Stewart vs. Wichita State (4 returns)	1969
5.	130	Gary Anderson at Texas Tech (8 returns)	1979
6.	120	Joe Adams vs. Ole Miss (3 returns)	2010
7.	104	Marvin Jackson at Kentucky (4 returns)	2003
	104	Orlando Watters at South Carolina (5 returns)	1992
9.	102	Marvin Jackson vs. New Mexico State (3 ret.)	2003
	102	Michael James vs. SMU (2 returns)	1991

### SEASON

1.	518	Ken Hatfield (31 returns)	1964
2.	466	Bobby Joe Edmonds (40 returns)	1985
3.	395	Aubrey Fowler (23 returns)	1947
4.	375	Martine Bercher (24 returns)	1966
5.	350	Ken Hatfield (21 returns)	1963
6.	342	DeCori Birmingham (28 returns)	2002
7.	336	Lance Alworth (28 returns)	1961
8.	329	Marvin Jackson (26 returns)	2003
9.	321	Joe Adams (19 returns)	2011
10.	307	Lance Alworth (18 returns)	1960



An All-SEC selection in 2012, **DENNIS JOHNSON** holds SEC records in both career kickoff returns (119) and career kickoff return yardage (2,784).

### CAREER

1.	1,153	Ken Hatfield (72 returns)	1962-64
2.	1,004	Gary Anderson (115 returns)	1979-82
3.	959	Bobby Joe Edmonds (93 returns)	1982-85
4.	690	Lance Alworth (51 returns)	1959-61
5.	657	Tim Horton (78 returns)	1986-89
6.	642	Aubrey Fowler (45 returns)	1946-47
7.	625	Vaughn Lusby (86 returns)	1974, 76-78
8.	594	Marvin Jackson (53 returns)	2001, 03
	594	Johnny Cole (39 returns)	1950-52
10.	570	Joe Adams (36 returns)	2008-11

### CAREER (MIN. 25 RETURNS)

1.	16.01	Ken Hatfield (72 for 1,153 yards)	1962-64
2.	15.83	Joe Adams (36 for 570 yards)	2008-11
3.	15.63	Johnny Cole (38 for 594 yards)	1950-52
4.	15.32	Martine Bercher (25 for 383 yards)	1965-66
5.	14.27	Aubrey Fowler (45 for 642 yards)	1946-47
6.	13.53	Lance Alworth (51 for 690 yards)	1959-61
7.	12.92	Dean Pryor (25 for 323 yards)	1950-52
8.	11.21	Marvin Jackson (53 for 594 yards)	2001, 03
9.	10.50	DeCori Birmingham (52 for 546 yards)	2001-04
10.	10.31	Bobby Joe Edmonds (93 for 959 yards)	1982-85
	10.31	Gary Adams (49 for 505 yards)	1966-68

## PUNT RETURN AVERAGE

### SEASON (MIN. 15 RETURNS)

1.	18.31	Johnny Cole (16 for 293 yards)	1950
2.	17.17	Aubrey Fowler (23 for 395 yards)	1947
3.	17.06	Lance Alworth (18 for 307 yards)	1960
4.	16.89	Joe Adams (19 for 321 yards)	2011
5.	16.71	Ken Hatfield (31 for 518 yards)	1964
6.	16.67	Ken Hatfield (21 for 350 yards)	1963
7.	15.63	Martine Bercher (24 for 375 yards)	1966
8.	15.56	Joe Adams (16 for 249 yards)	2010
9.	15.53	Johnny Cole (15 for 233 yards)	1951
10.	14.32	Michael James (19 for 272 yards)	1991



# INDIVIDUAL RETURN RECORDS

## KICKOFF RETURNS

### GAME

1.	8	Cobi Hamilton at Auburn (142 yards)	2010
2.	7	<b>Deon Stewart vs. LSU (117 yards)</b>	<b>2016</b>
	7	D'Arthur Cowan at Mississippi State (108 yards)	2012
	7	Fred Talley vs. Boise State (135 yards)	2000
5.	6	Dennis Johnson vs. LSU (103 yards)	2008
	6	Dennis Johnson at Texas (150 yards)	2008
	6	Dennis Johnson vs. Alabama (142 yards)	2008
	6	DeCori Birmingham vs. Alabama (197 yards)	2002
	6	Steven Harris vs. Ole Miss (124 yards)	2000
	6	Rod Stinson vs. Tennessee (109 yards)	1999
	6	Donnie Centers at Baylor (145 yards)	1986
	6	Carl Miller at SMU (111 yards)	1984

### SEASON

1.	41	Dennis Johnson (905 yards)	2008
2.	40	Dennis Johnson (1,031 yards)	2009
3.	28	DeCori Birmingham (638 yards)	2002
4.	25	Cedric Washington (497 yards)	2003
5.	23	Lance Ray (518 yards)	2010
	23	Felix Jones (554 yards)	2006
	23	Barry Foster (445 yards)	1988
8.	22	Felix Jones (652 yards)	2007
	22	Jon Richardson (501 yards)	1972
10.	21	<b>Deon Stewart (419 yards)</b>	<b>2016</b>

### CAREER

1.	119	Dennis Johnson (2,784 yards)	2008-12
2.	62	Felix Jones (1,749 yards)	2005-07
3.	61	DeCori Birmingham (1,321 yards)	2001-04
4.	55	Derek Holloway (1,209 yards)	1979-82
5.	51	Barry Foster (1,008 yards)	1987-89
6.	43	Carl Miller (1,016 yards)	1983-85
7.	38	Darren McFadden (926 yards)	2005-07
8.	36	Cedric Washington (701 yards)	2003-06
9.	35	Jon Richardson (780 yards)	1970-72
10.	31	Ron Dickerson (776 yards)	1989-92
	31	Lance Alworth (740 yards)	1959-61

## KICKOFF RETURN YARDAGE

### GAME

1.	197	DeCori Birmingham vs. Alabama (6 returns)	2002
2.	152	Derek Holloway at Houston (4 returns)	1980
3.	150	Dennis Johnson at Texas (6 returns)	2008
4.	147	Felix Jones at Southern California (4 returns)	2005
5.	146	Carl Miller vs. Baylor (3 returns)	1983
6.	145	Dennis Johnson vs. Auburn (3 returns)	2009
	145	Donnie Centers at Baylor (6 returns)	1986
8.	144	Felix Jones vs. Troy (3 returns)	2007
9.	142	Cobi Hamilton at Auburn (8 returns)	2010
10.	142	Dennis Johnson vs. Alabama (6 returns)	2008

### SEASON

1.	1,031	Dennis Johnson (40 returns)	2009
2.	905	Dennis Johnson (41 returns)	2008
3.	652	Felix Jones (22 returns)	2007
4.	638	DeCori Birmingham (28 returns)	2002
5.	554	Felix Jones (23 returns)	2006
6.	543	Felix Jones (17 returns)	2005
7.	518	Lance Ray (23 returns)	2010
8.	501	Jon Richardson (22 returns)	1972
9.	497	Cedric Washington (25 returns)	2003
	497	Ron Dickerson (20 returns)	1992

### CAREER

1.	2,784	Dennis Johnson (119 returns)	2008-12
2.	1,749	Felix Jones (62 returns)	2005-07
3.	1,321	DeCori Birmingham (61 returns)	2001-04
4.	1,209	Derek Holloway (55 returns)	1979-82
5.	1,016	Carl Miller (43 returns)	1982-85
6.	1,008	Barry Foster (51 returns)	1987-89
7.	926	Darren McFadden (38 returns)	2005-07
8.	780	Jon Richardson (35 returns)	1970-72
9.	776	Ron Dickerson (31 returns)	1989-92
10.	740	Lance Alworth (31 returns)	1959-61

## KICKOFF RETURN AVERAGE

### SEASON (MIN. 13 RETURNS)

1.	31.94	Felix Jones (17 for 543 yards)	2005
2.	29.64	Felix Jones (22 for 652 yards)	2007
3.	25.78	Dennis Johnson (40 for 1,031 yards)	2009
4.	25.61	Dennis Johnson (18 for 461 yards)	2011
5.	25.57	Marquel Wade (14 for 358 yards)	2011
6.	25.31	Jack Brasuell (13 for 329 yards)	1963
7.	24.85	Ron Dickerson (20 for 497 yards)	1992
8.	24.09	Felix Jones (23 for 554 yards)	2006
9.	23.94	Derek Holloway (17 for 407 yards)	1980
10.	23.60	Thomas Brown (15 for 354 yards)	1978

### CAREER (MIN. 20 RETURNS)

1.	28.21	Felix Jones (62 for 1,749 yards)	2005-07
2.	26.14	Dickey Morton (22 for 575 yards)	1971-73
3.	25.03	Ron Dickerson (31 for 776 yards)	1989-92
4.	24.80	Korliss Marshall (28 for 693 yards)	2013-14
5.	24.40	Darren McFadden (38 for 926 yards)	2005-07
6.	23.87	Lance Alworth (31 for 740 yards)	1959-61
7.	23.63	Carl Miller (43 for 1,016 yards)	1983-85
8.	23.39	Dennis Johnson (119 for 2,784 yards)	2008-12
9.	22.48	David Dickey (21 for 472 yards)	1966-68
10.	22.29	Jon Richardson (35 for 780 yards)	1970-72

## TOTAL RETURNS

### GAME

1.	9	Bobby Joe Edmonds at Ole Miss (8 PR, 1 KR)	1985
	9	Ken Hatfield vs. Rice (9 PR, 0 KR)	1964
3.	8	Cobi Hamilton at Auburn (0 PR, 8 KR)	2010
	8	DeCori Birmingham vs. Alabama (2 PR, 6 KR)	2002
	8	Gary Anderson at Texas Tech (8 PR, 0 KR)	1979
	8	Mike Higgins vs. Ole Miss (4 PR, 1 KR)	1994
7.	7	<b>12 times (Most recent: Deon Stewart vs. LSU)</b>	<b>2016</b>

### SEASON

1.	56	DeCori Birmingham (28 PR, 28 KR)	2002
2.	50	Gary Anderson (34 PR, 16 KR)	1979
3.	46	Orlando Watters (28 PR, 18 KR)	1993
4.	43	Ken Hatfield (31 PR, 12 KR)	1964
5.	41	Dennis Johnson (0 PR, 41 KR)	2008
	41	Bobby Joe Edmonds (40 PR, 1 KR)	1985
	41	Lance Alworth (28 PR, 13 KR)	1961
8.	40	Dennis Johnson (0 PR, 40 KR)	2009
9.	37	Orlando Watters (36 PR, 1 KR)	1992
10.	36	Vaughn Lusby (36 PR, 0 KR)	1977

### CAREER

1.	137	Gary Anderson (115 PR, 22 KR)	1979-82
2.	119	Dennis Johnson (0 PR, 119 KR)	2008-12
3.	113	DeCori Birmingham (52 PR, 61 KR)	2001-04
4.	96	Bobby Joe Edmonds (93 PR, 3 KR)	1982-85
5.	91	Vaughn Lusby (86 PR, 5 KR)	1974, 76-78
	91	Ken Hatfield (72 PR, 19 KR)	1962-64
7.	83	Orlando Watters (64 PR, 19 KR)	1991-92
8.	82	Lance Alworth (51 PR, 31 KR)	1959-61
9.	80	Tim Horton (78 PR, 2 KR)	1986-89
10.	63	Felix Jones (1 PR, 62 KR)	2005-07

## TOTAL RETURN YARDAGE

### GAME

1.	219	DeCori Birmingham vs. Alabama (8 returns)	2002
2.	174	Joe Adams vs. Missouri State (6 returns)	2011
3.	152	Derek Holloway vs. Houston (4 returns)	1980
4.	150	Dennis Johnson at Texas (6 returns)	2008
5.	147	Felix Jones vs. Southern California (4 returns)	2005
6.	146	Carl Miller vs. Baylor (3 returns)	1983
	146	Jack Morris vs. North Texas (7 returns)	1971
8.	145	Dennis Johnson vs. Auburn (3 returns)	2009
	145	Donnie Centers vs. Baylor (6 returns)	1986
10.	144	Felix Jones vs. Troy (3 returns)	2007

### SEASON

1.	1,031	Dennis Johnson (40/1031 KR)	2009
2.	980	DeCori Birmingham (28/342 PR, 28/638 KR)	2002
3.	905	Dennis Johnson (41/905 KR)	2008
4.	771	Ken Hatfield (31/518 PR, 12/253 KR)	1964
5.	652	Felix Jones (22/652 KR)	2007
6.	636	Lance Alworth (28/336 PR, 13/300 KR)	1961
7.	635	Lance Alworth (18/307 PR, 14/328 KR)	1960
8.	629	Gary Anderson (34/286 PR, 16/343 KR)	1979
9.	554	Felix Jones (23/554 KR)	2006
	554	Felix Jones (1/11 PR, 17/543 KR)	2005

### CAREER

1.	2,784	Dennis Johnson (0/0 PR, 119/2,784 KR)	2008-12
2.	1,867	DeCori Birmingham (52/546 PR, 61/1,321 KR)	2001-04
3.	1,760	Felix Jones (1/11 PR, 62/1,749 KR)	2005-07
4.	1,604	Ken Hatfield (72/1,153 PR, 19/451 KR)	1962-64
5.	1,461	Gary Anderson (115/1,004 PR, 22/457 KR)	1979-82
6.	1,430	Lance Alworth (51/690 PR, 31/740 KR)	1959-61
7.	1,253	Derek Holloway (4/44 PR, 55/1,209 KR)	1979-82
8.	1,020	Bobby Joe Edmonds (93/959 PR, 3/61 KR)	1982-85
9.	1,016	Carl Miller (43/1,016 KR)	1983-85
10.	1,008	Barry Foster (51/1,008 KR)	1987-89



## TACKLES

### GAME

1.	29	Ronnie Caveness vs. Texas	1963
2.	25	Ronnie Caveness at Texas	1964
3.	24	Cliff Powell vs. Texas	1969
4.	23	Ronnie Caveness vs. Missouri	1963
5.	22	Ken Hamlin vs. Troy State	2002
	22	Quinton Caver vs. Alabama	2000
	22	Loyd Phillips vs. Tulsa	1965
8.	21	William Hampton vs. Oklahoma State	1977
	21	Ronnie Caveness vs. Baylor	1963
10.	20	Jerry Franklin at Mississippi State	2010
	20	Tony Bua at Georgia	2001
	20	Jermaine Petty at Ole Miss	2001
	20	LaSalle Harper vs. UCLA	1988

### SEASON

1.	174	Wayne Harris (62 UT, 112 AT)	1960
2.	159	Ken Hamlin (97 UT, 62 AT)	2002
3.	155	Ronnie Caveness (87 UT, 68 AT)	1964
4.	154	Cliff Powell (72 UT, 82 AT)	1968
	154	Ronnie Caveness (34 UT, 120 AT)	1963
6.	140	Jermaine Petty (80 UT, 60 AT)	2001
	140	Rickey Williams (87 UT, 53 AT)	1987
8.	136	Mick Thomas (74 UT, 62 AT)	1990
9.	134	Cliff Powell (70 UT, 64 AT)	1969
10.	133	Caleb Miller (84 UT, 49 AT)	2003

### CAREER

1.	408	Tony Bua (248 UT, 160 AT)	2000-03
2.	382	Jerry Franklin (199 UT, 183 AT)	2008-11
3.	381	Ken Hamlin (221 UT, 160 AT)	2000-02
4.	372	Sam Olajubutu (223 UT, 149 AT)	2003-06
5.	368	Caleb Miller (232 UT, 136 AT)	2000-03
6.	367	Cliff Powell (172 UT, 195 AT)	1967-69
7.	357	Ronnie Caveness (133 UT, 224 AT)	1962-64
8.	343	Rickey Williams (210 UT, 133 AT)	1984-87
9.	335	Bert Zinamon (175 UT, 160 AT)	1980-83
10.	330	Mick Thomas (186 UT, 144 AT)	1989-91


## TACKLES FOR LOSS

### GAME

1.	5	Jermaine Brooks vs. Auburn	2001
	5	Henry Ford vs. Memphis	1993
	5	Mark Smith at Alabama	1993
	5	Wayne Martin vs. Mississippi	1988
5.	4.5	Desmond Sims vs. South Carolina	2005
6.	4	7 times (most recent: Anthony Leon vs. Tennessee Tech)	2010

### SEASON

1.	23	Steven Conley (175 yards)	1995
	23	Henry Ford (116 yards)	1993
3.	20.5	Jamaal Anderson (113 yards)	2006
4.	19	Billy Ray Smith Jr. (128 yards)	1981
	19	Jimmy Walker (125 yards)	1978
6.	18	Wayne Martin (110 yards)	1987
	18	Dan Hampton (62 yards)	1978
8.	17	Billy Ray Smith Jr. (86 yards)	1980
	17	Ray Lee Johnson (89 yards)	1992
10.	16	Junior Soli (53 yards)	1995



The MVP of the 1989 East-West Shrine Game, **STEVE ATWATER** is Arkansas' all-time leader with 14 career interceptions. Atwater was an eight-time Pro Bowl selection with the Denver Broncos.

### CAREER

1.	63	Billy Ray Smith Jr. (343 yards)	1979-82
2.	47.5	Trey Flowers (250 yards)	2011-14
3.	46	Henry Ford (224 yards)	1990-93
4.	37	Wayne Martin (189 yards)	1985-88
	37	Jimmy Walker (216 yards)	1975-78
6.	36	Malcolm Sheppard (124 yards)	2006-09
	36	Caleb Miller (116 yards)	2000-03
	36	Johnnie Meadors (157 yards)	1974-76
9.	35	Steven Conley (251 yards)	1992-95
10.	33	Jeb Huckeba (92 yards)	2001-04

## SACKS

### GAME

1.	5	Wayne Martin vs. Ole Miss	1988
----	---	---------------------------	------

### SEASON

1.	14	Steven Conley	1995
	14	Henry Ford	1993
3.	13.5	Jamaal Anderson (95 yards)	2006
4.	13	Wayne Martin	1988
5.	11	Ray Lee Johnson	1992
6.	10	Jake Bequette (88 yards)	2011
7.	9.5	Chris Smith (65 yards)	2012
8.	8.5	Chris Smith (71 yards)	2013
	8.5	Antwain Robinson	2006
10.	8	Deatrich Wise Jr.	2015
	8	Henry Ford	1991

### CAREER

1.	25.5	Wayne Martin	1985-88
2.	25	Henry Ford	1990-93
3.	23.5	Jake Bequette (165 yards)	2008-11
4.	21.5	Chris Smith (157 yards)	2010-13
5.	21	Steven Conley	1992-95
6.	19	Marcus Adair	1993-95
7.	18	Trey Flowers (178 yards)	2011-14
	18	Scott Long	1989-92
9.	17.5	Jamaal Anderson (128 yards)	2004-06
10.	16.5	Deatrich Wise Jr.	2012-16

## INTERCEPTIONS

### GAME

1.	5	Wear Schoonover at Texas A&M	1929
2.	3	Michael Grant vs. Louisiana Monroe (0 yards)	2006
	3	David Hogue vs. SMU (20 yards)	1970
	3	Louis Campbell vs. Tennessee (12 yards)	1971
	3	Billy Moore at SMU (4 yards)	1961
	3	Kay Eakin vs. SMU (0 yards)	1937
7.	2	32 times (most recent: Tramain Thomas vs. Auburn)	2011

### SEASON

1.	10	Jim Rinehart (106 yards, 0 TD)	1949
2.	7	Louis Campbell (86 yards, 1 TD)	1971
	7	Gary Adams (93 yards, 0 TD)	1966
4.	6	Orlando Watters (185 yards, 2 TD)	1993
	6	Patrick Williams (57 yards, 1 TD)	1988
	6	David Hogue (45 yards, 1 TD)	1970
	6	Tommy Trantham (104 yards, 0 TD)	1967
	6	George Walker (93 yards, 0 TD)	1954
9.	5	13 times (most recent: Tramain Thomas)	2011

### CAREER

1.	14	Steve Atwater (99 yards, 1 TD)	1985-88
2.	13	Gary Adams (113 yards, 0 TD)	1966-68
3.	12	Tramain Thomas (131 yards, 1 TD)	2008-11
	12	Orlando Watters (250 yards, 3 TD)	1991-93
	12	Louis Campbell (114 yards, 1 TD)	1970-72
	12	Tommy Trantham (300 yards, 0 TD)	1965-67
7.	11	Anthony Cooney (53 yards, 1 TD)	1986-89
8.	10	Charles Washington (36 yards, 0 TD)	1983-86
	10	George Walker (130 yards, 0 TD)	1954-57
	10	Jim Rinehart (106 yards, 0 TD)	1949-51
	10	Louis Schaufele (183 yards, 0 TD)	1948-50

## INTERCEPTION RETURN YARDAGE

### GAME

1.	129	Chris Houston at Mississippi State (2 int.)	2006
2.	100	Rohan Gaines vs. Ole Miss (1 int.)	2014
	100	Jerrell Norton vs. North Texas (1 int.)	2007
4.	99	Orlando Watters at LSU (1 int.)	1993
5.	98	James Skillern vs. Hendrix (1 int.)	1915
6.	96	Wear Schoonover vs. Centenary (1 int.)	1929
7.	94	Jimmy Fryer at Texas A&M (1 int.)	1970
8.	93	Danny Walters at Houston (1 int.)	1982
9.	92	Floyd Hogan vs. Southern California (2 int.)	1974
	92	Stu Berryhill vs. Wichita State (1 int.)	1966

### SEASON

1.	185	Orlando Watters (6 int.)	1993
2.	174	Jerrell Norton (5 int.)	2007
3.	158	Tommy Trantham (4 int.)	1965
4.	129	Chris Houston (3 int.)	2006
5.	106	Jim Rinehart (10 int.)	1949
6.	104	Jerry Moore (5 int.)	1968
	104	Tommy Trantham (6 int.)	1967
8.	100	Rohan Gaines (1 int.)	2014
9.	98	Danny Walters (4 int.)	1981
	98	James Skillern (1 int.)	1915

### CAREER

1.	300	Tommy Trantham (12 int.)	1965-67
2.	250	Orlando Watters (12 int.)	1991-93
3.	191	Danny Walters (7 int.)	1981-82
4.	187	Kenoy Kennedy (5 int.)	1996-99
5.	174	Jerrell Norton (5 int.)	2006-09
6.	155	Greg Lasker (9 int.)	1982-85
7.	138	Brooks Ellis (4 int.)	2013-16
8.	131	Tramain Thomas (12 int.)	2008-11
9.	129	Chris Houston (3 int.)	2004-06
10.	128	Henre' Tolliver (5 int.)	2014-Present





**JOE ADAMS** scored a touchdown on one of Arkansas' 10 longest pass, rush and punt return plays. His 97-yard punt return touchdown against Ole Miss in 2010 is the longest punt return in Razorback history.

### RUSHING

1.	99	Broderick Green vs. Eastern Michigan	2009
2.	92	Joe Adams vs. Auburn	2011
3.	90	Jonathan Williams vs. Nicholls	2014
	90	Billy Moore vs. Tulsa	1962
5.	89	Ben Cowins vs. Houston	1976
6.	86	Ralph LaForge vs. Baylor	1932
7.	85	Felix Jones vs. Southeast Missouri State	2006
	85	Aubrey Fowler vs. SMU	1946
9.	84	Alex Collins at Texas Tech	2014
10.	83	Harry Jones vs. North Texas State	1965

### PASSING

1.	92	Matt Jones to Richard Smith vs. Tennessee	2002
2.	89	Ryan Mallett to Jarius Wright vs. Mississippi State	2010
3.	87	Nathan Dick to Lucas Miller vs. Mississippi State	2008
	87	Clint Stoerner to Anthony Lucas vs. SMU	1998
	87	Jimmy Williams to Derek Russell vs. TCU	1988
6.	85	Ryan Mallett to Cobi Hamilton vs. LSU	2010
	85	Ryan Mallett to Joe Adams vs. Tennessee Tech	2010
8.	84	Gordon Long to Alton Baldwin vs. Tulsa	1946
9.	83	Ryan Mallett to Ronnie Wingo Jr. vs. Troy	2009
10.	82	Robert Reed to Carl Johnson vs. Tennessee	1994

### PUNT RETURNS

1.	97	Joe Adams vs. Ole Miss	2010
2.	95	Ken Hatfield vs. Tulsa	1963
3.	90	Terry Stewart vs. Wichita State	1969
4.	87	Orlando Watters vs. South Carolina	1992
5.	81	Ken Hatfield vs. Texas	1964
6.	80	Gary Anderson vs. Tulane	1980
	80	Ken Hatfield vs. Texas Tech	1963
8.	79	Gary Adams vs. Baylor	1968
9.	78	Ken Hatfield vs. Texas Tech	1964
10.	75	Michael James vs. Texas Tech	1991
	75	Aubrey Fowler vs. North Texas	1947

### KICKOFF RETURNS

1.	100	Felix Jones vs. Ole Miss	2006
	100	Felix Jones vs. Mississippi State	2005
	100	Madre Hill vs. LSU	1994
	100	Carl Miller vs. Baylor	1983
	100	Jim Mooty vs. Hardin-Simmons	1958
	100	Billy Kyser vs. Hardin-Simmons	1958
	100	Boyd Cypert vs. Missouri School of Mines	1911
	100	Boyd Cypert vs. Drury	1911
9.	99	Oscar Malone vs. Memphis	1992
10.	98	Dennis Johnson vs. South Carolina	2011
	98	Lawrence Richardson vs. Weber State	2001

### INTERCEPTION RETURNS

1.	100	Rohan Gaines vs. Ole Miss	2014
	100	Jerrell Norton vs. North Texas	2007
3.	99	Orlando Watters vs. LSU	1993
4.	98	James Skillern vs. Hendrix	1915
5.	96	Wear Schoonover vs. Centenary	1929
6.	94	Jimmy Fryer vs. Texas A&M	1970
7.	93	Danny Walters vs. Houston	1982
8.	92	Stu Berryhill vs. Wichita State	1966
9.	91	Herman Bagby vs. Oklahoma State	1923
10.	88	Jermaine Petty vs. Auburn	2001

### BLOCKED FG RETURNS

1.	76	Pierre Brown vs. Mississippi State	2004
----	----	------------------------------------	------

# INDIVIDUAL YEARLY LEADERS



## RUSHING

YEAR	PLAYER	ATT	YDS	AVG	TD
2016	Rawleigh Williams III, So.	245	1,360	5.6	12
2015	Alex Collins, Jr.	271	1,577	5.6	20
2014	Jonathan Williams, Jr.	211	1,190	5.6	12
2013	Alex Collins, Fr.	190	1,026	5.4	4
2012	Dennis Johnson, Sr.	137	757	5.5	8
2011	Dennis Johnson, Jr.	106	670	6.3	3
2010	Knile Davis, So.	204	1,322	6.5	13
2009	Broderick Green, So.	104	442	4.2	11
2008	Michael Smith, Jr.	207	1,072	5.2	8
2007	Darren McFadden, Jr.	325	1,830	5.6	16
2006	Darren McFadden, So.	284	1,647	5.8	14
2005	Darren McFadden, Fr.	176	1,113	6.3	11
2004	Matt Jones, Sr.	83	622	7.5	6
2003	Cedric Cobbs, Sr.	227	1,320	5.8	10
2002	Fred Talley, Sr.	197	1,119	5.7	2
2001	Fred Talley, Jr.	164	774	4.7	4
2000	Fred Talley, So.	137	768	5.6	5
1999	Cedric Cobbs, Fr.	116	668	5.8	3
1998	Chrys Chukwuma, Jr.	149	870	5.8	8
1997	Rod Stinson, Fr.	111	413	3.7	2
1996	Oscar Malone, Sr.	197	814	4.1	4
1995	Madre Hill, So.	307	1,387	4.5	15
1994	Oscar Malone, Jr.	99	597	6	3
1993	Oscar Malone, So.	89	555	6.2	5
1992	E.D. Jackson, Sr.	118	466	4	2
1991	E.D. Jackson, Jr.	143	641	4.5	1
1990	E.D. Jackson, So.	155	596	3.8	3
1989	James Houser, Sr.	163	895	5.3	7
1988	Barry Foster, So.	132	660	5	8
1987	James Houser, Jr.	182	1,004	5.5	17
1986	Greg Thomas, Jr.	141	461	3.3	8
1985	James Houser, Fr.	99	550	5.6	8
1984	Marshall Foreman, So.	183	804	4.4	7
1983	Derek Thomas, Fr.	117	432	3.7	4
1982	Daryl Bowles, Sr.	155	619	4	2
1981	Gary Anderson, Jr.	121	616	5.1	1
1980	James Tolbert, Jr.	140	571	4.1	3
1979	Roland Sales, Sr.	138	625	4.6	3
1978	Ben Cowins, Sr.	188	1,066	5.4	6
1977	Ben Cowins, Jr.	220	1,192	5.4	14
1976	Ben Cowins, So.	183	1,162	6.3	7
1975	Ike Forte, Sr.	174	983	5.6	10
1974	Ike Forte, Jr.	187	974	5.3	9
1973	Dickey Morton, Sr.	226	1,298	5.7	5
1972	Dickey Morton, Jr.	242	1,188	4.9	6
1971	Dickey Morton, So.	127	831	6.5	5
1970	Bill Burnett, Sr.	110	445	4.1	12
1969	Bill Burnett, Jr.	209	900	4.3	19
1968	Bill Burnett, So.	207	859	4.1	15
1967	Russell Cody, So.	95	383	4	1
1966	David Dickey, So.	115	447	3.9	8
1965	Bobby Burnett, Sr.	232	947	4.1	16
1964	Jack Brasuell, Jr.	173	542	3.1	3
1963	Jim Lindsey, So.	130	444	3.4	2
1962	Billy Moore, Sr.	131	585	4.5	14
1961	Lance Alworth, Sr.	110	516	4.7	5
1960	Lance Alworth, Jr.	106	375	3.5	3
1959	Jim Moaty, Sr.	93	519	5.6	5
1958	Jim Moaty, Jr.	71	395	5.6	4
1957	Gerald Nesbitt, Jr.	145	624	4.3	7
1956	Gerald Nesbitt, So.	129	663	5.1	7
1955	Henry Moore, Sr.	134	701	5.2	3
1954	Henry Moore, Jr.	153	670	4.4	8
1953	Lamar McHan, Sr.	143	409	2.9	4
1952	Buddy Sutton, So.	100	448	4.5	3
1951	Lamar McHan, Sr.	127	433	3.4	4
1950	Buddy Rogers, Sr.	118	476	4	3
1949	Geno Mazzanti, Sr.	123	757	6.2	3
1948	Clyde Scott	95	670	7.1	6
1947	Clyde Scott	152	659	4.3	6
1946	Ken Holland	112	397	3.5	2
1945	John Hoffman	139	587	4.3	3

## PASSING

YEAR	PLAYER	COMP	ATT	PCT	TD	INT	YDS
2016	Austin Allen, Jr.	245	401	.611	25	15	3,430
2015	Brandon Allen, Sr.	244	370	.659	30	8	3,440
2014	Brandon Allen, Jr.	190	339	.560	20	5	2,285
2013	Brandon Allen, So.	128	258	.496	13	10	1,552
2012	Tyler Wilson, Sr.	249	401	.621	21	13	3,387
2011	Tyler Wilson, Jr.	277	438	.632	24	6	3,638
2010	Ryan Mallett, Jr.	266	411	.647	32	12	3,869
2009	Ryan Mallett, So.	225	403	.558	30	7	3,624
2008	Casey Dick, Sr.	205	357	.574	13	14	2,586
2007	Casey Dick, Jr.	150	262	.573	18	10	1,695
2006	Casey Dick, So.	65	132	.492	9	6	991
2005	Robert Johnson, So.	89	158	.563	5	6	876
2004	Matt Jones, Sr.	151	264	.572	15	12	2,073
2003	Matt Jones, Jr.	132	230	.574	18	8	1,917
2002	Matt Jones, So.	122	234	.521	16	8	1,592
2001	Zak Clark, So.	88	179	.492	6	4	1,000
2000	Robby Hampton, So.	145	261	.556	3	8	1,548
1999	Clint Stoerner, Sr.	177	317	.558	19	10	2,293
1998	Clint Stoerner, Jr.	167	312	.535	26	8	2,629
1997	Clint Stoerner, So.	173	357	.485	12	13	2,347
1996	Pete Burks, So.	115	224	.513	6	9	1,390
1995	Barry Lunney Jr., Sr.	180	292	.616	12	10	2,181
1994	Barry Lunney Jr., Jr.	101	183	.552	11	6	1,345
1993	Barry Lunney Jr., So.	104	202	.515	6	7	1,241
1992	Barry Lunney Jr., Fr.	91	189	.482	4	5	1,015
1991	Jason Allen, Fr.	48	102	.471	6	6	603
1990	Quinn Grovey, Sr.	120	235	.511	18	10	1,886
1989	Quinn Grovey, Jr.	72	132	.550	5	9	1,149
1988	Quinn Grovey, So.	62	98	.633	4	3	966
1987	Quinn Grovey, Fr.	38	62	.613	2	4	495
1986	Greg Thomas, Jr.	67	109	.615	6	1	1,032
1985	Mark Calcagni, Sr.	27	47	.574	3	2	561
1984	Brad Taylor, Sr.	82	147	.558	7	11	1,166
1983	Brad Taylor, Jr.	139	257	.541	9	8	1,837
1982	Brad Taylor, So.	59	141	.418	6	9	1,073
1981	Brad Taylor, Fr.	53	99	.535	1	4	726
1980	Tom Jones, So.	93	166	.560	6	8	1,161
1979	Kevin Scanlon, Sr.	92	139	.662	9	6	1,212
1978	Ron Calcagni, Sr.	62	103	.602	4	5	807
1977	Ron Calcagni, Jr.	73	137	.533	10	7	1,147
1976	Ron Calcagni, So.	17	57	.300	2	4	366
1975	Scott Bull, Sr.	33	71	.465	3	6	570
1974	Scott Bull, Jr.	14	32	.438	3	1	238
1973	Mike Kirkland, So.	75	151	.497	3	13	990
1972	Joe Ferguson, Sr.	119	254	.469	9	15	1,484
1971	Joe Ferguson, Jr.	160	271	.590	11	12	2,203
1970	Bill Montgomery, Sr.	110	195	.564	10	9	1,662
1969	Bill Montgomery, Jr.	93	173	.538	9	7	1,333
1968	Bill Montgomery, So.	134	234	.573	10	8	1,595
1967	Ronny South, Sr.	84	142	.592	11	8	1,159
1966	Jon Brittenum, Sr.	76	143	.531	7	7	1,103
1965	Jon Brittenum, Jr.	75	149	.503	8	7	1,103
1964	Fred Marshall, Sr.	50	94	.532	4	8	656
1963	Bill Gray, Jr.	34	79	.430	4	5	483
1962	Billy Moore, Sr.	51	91	.560	5	2	673
1961	George McKinney, Sr.	32	68	.471	6	5	426
1960	George McKinney, Jr.	39	90	.433	9	6	728
1959	James Monroe, Sr.	19	30	.633	3	3	202
1958	James Monroe, Jr.	41	96	.427	3	8	512
1957	George Walker, Sr.	35	63	.556	4	4	587
1956	Don Christian, So.	18	53	.340	2	0	260
1955	George Walker, Jr.	22	47	.468	2	3	347
1954	George Walker, So.	45	85	.529	4	9	603
1953	Lamar McHan, Sr.	78	150	.520	8	11	1,107
1952	Lamar McHan, Jr.	55	136	.404	5	17	743
1951	Lamar McHan, So.	53	135	.393	6	14	724
1950	Jim Rinehart, Jr.	59	139	.424	3	15	756
1949	Don Logue, So.	31	79	.392	6	8	374
1948	Gordon Long	32	56	.571	4	4	449
1947	Ken Holland	25	46	.543	5	-	360
1946	Aubrey Fowler	18	40	.450	-	-	320
1945	Bud Canada	24	69	.348	2	3	272
1939	Kay Eakin	78	193	.404	5	18	962
1938	Kay Eakin	34	111	.306	3	4	467
1937	Jack Robbins	49	130	.377	8	18	554
1936	Jack Robbins	49	107	.458	4	7	583
1935	Jack Robbins	95	152	.625	7	7	1,219

## RECEIVING

YEAR	PLAYER	REC	YDS	TD
2016	Drew Morgan, Sr.	65	739	3
2015	Drew Morgan, Jr.	63	843	10
2014	Keon Hatcher, Jr.	43	558	6
2013	Javontee Herndon	31	437	4
2012	Cobi Hamilton, Sr.	90	1,335	5
2011	Jarius Wright, Sr.	66	1,117	12
2010	D.J. Williams, Sr.	54	627	4
2009	Joe Adams, Jr.	50	813	6
2008	Greg Childs, So.	48	894	7
2007	D.J. Williams, So.	61	723	3
2006	Marcus Monk, Fr.	49	537	5
2005	Marcus Monk, Jr.	50	962	11
2004	Peyton Hillis, So.	38	402	4
2003	Marcus Monk, So.	35	476	7
2002	Steven Harris, Sr.	37	617	4
2001	Marcus Monk, Fr.	37	569	6
2000	George Wilson, Jr.	50	900	6
1999	George Wilson, So.	49	626	7
1998	George Wilson, Fr.	40	568	3
1997	Boo Williams, Sr.	52	739	7
1996	Anthony Lucas, Sr.	37	822	5
1995	Michael Williams, Jr.	44	560	5
1994	Anthony Lucas, Jr.	43	1,004	10
1993	Anthony Eubanks, Sr.	51	870	5
1992	Anthony Eubanks, Jr.	51	809	5
1991	Anthony Eubanks, So.	43	596	4
1990	J.J. Meadors, Jr.	43	613	5
1989	J.J. Meadors, Sr.	38	429	3
1988	Kirk Botkin, Jr.	23	257	0
1987	Ron Dickerson, Sr.	32	437	4
1986	Ron Dickerson, Jr.	25	372	3
1985	Derek Russell, Fr.	43	897	8
1984	Tim Horton, Sr.	23	454	0
1983	Tim Horton, Jr.	16	319	1
1982	Derek Russell, Fr.	15	396	1
1981	Derek Russell, Jr.	16	297	3
1980	James Shibe, Sr.	22	473	0
1979	James Shibe, Jr.	20	446	2
1978	James Shibe, So.	51	907	7
1977	Mark Mistler, Sr.	33	401	2
1976	Gary Anderson, Sr.	26	486	4
1975	Derek Holloway, Jr.	21	529	2
1974	Gary Anderson, Jr.	26	263	3
1973	Darryl Mason, Sr.	23	285	3
1972	Gary Anderson, So.	23	153	0
1971	Bobby Duckworth, Sr.	20	461	2
1970	Gary Stiggers, Jr.	23	221	1
1969	Robert Farrell, Sr.	21	401	1
1968	Robert Farrell, Jr.	13	229	4
1967	Jerry Eckwood, Sr.	13	99	0
1966	Donny Bobo, So.	22	454	5
1965	Charles Clay, So.	7	174	1
1964	Freddie Douglas, Sr.	13	232	0
1963	Freddie Douglas, Jr.	15	332	3
1962	Jack Ettinger, Sr.	28	411	1
1961	Mike Reppond, Sr.	36	475	4
1960	Mike Reppond, Jr.	56	986	3
1959	Chuck Dicus, Sr.	38	577	4
1958	Chuck Dicus, Jr.	42	688	4
1957	Max Peacock, Sr.	39	497	2</



# INDIVIDUAL YEARLY LEADERS

## SCORING

YEAR	PLAYER	TD	PAT	FG	PTS
2016	Rawleigh Williams III, So.	13	0	0	78
2015	Alex Collins, Jr.	20	0	0	120
2014	Jonathan Williams, Jr.	14	0	0	84
2013	Zach Hocker, Sr.	0	28	13	67
2012	Zach Hocker, Jr.	0	32	11	65
2011	Zach Hocker, So.	0	55	21	118
2010	Zach Hocker, Fr.	0	56	16	104
2009	Alex Tejada, Jr.	0	58	16	106
2008	Michael Smith, Jr.	10	0	0	60
2007	Alex Tejada, Fr.	0	58	17	109
2006	Darren McFadden, So.	16	1	0	98
2005	Chris Balseiro, Sr.	0	31	13	70
2004	Chris Balseiro, Jr.	0	40	4	52
2003	Chris Balseiro, So.	0	40	11	73
2002	David Carlton, Jr.	0	28	12	64
2001	Brennan O'Donohoe, So.	0	29	12	65
2000	Boo Williams, Sr.	7	1	0	44
1999	Tony Dodson, Sr.	0	31	12	67
1998	Todd Latourette, Sr.	0	41	17	92
1997	Todd Latourette, Jr.	0	20	7	41
1996	Todd Latourette, So.	0	18	9	45
1995	Madre Hill, So.	16	0	0	96
1994	Lance Ellison, Sr.	0	24	6	42
1993	Oscar Malone, So.	5	0	0	30
1992	Todd Wright, Sr.	0	11	17	62
1991	Todd Wright, Jr.	0	14	12	50
1990	Todd Wright, So.	0	24	11	57
1989	Todd Wright, Fr.	0	38	20	98
1988	Kendall Trainor, Sr.	0	30	24	102
1987	James Rouse, Jr.	17	0	0	102
1986	Kendall Trainor, So.	0	39	10	69
1985	James Rouse, Fr.	9	1	0	56
1984	Greg Horne, So.	0	14	10	44
1983	Greg Horne, Fr.	0	16	14	58
1982	Gary Anderson, Sr.	9	0	0	54
1981	Bruce Lahay, Sr.	0	31	19	88
1980	Ish Ordonez, Sr.	0	23	13	62
1979	Ish Ordonez, Jr.	0	26	18	80
1978	Ish Ordonez, So.	0	39	13	78
1977	Steve Little, Sr.	0	37	19	94
1976	Steve Little, Jr.	0	23	11	56
1975	Steve Little, So.	0	32	11	65
1974	Steve Little, Fr.	0	29	12	65
1973	Mike Kirkland, So.	3	5	3	34
1972	Mike Kirkland, Fr.	0	26	8	50
1971	Bill McClard, Sr.	0	35	12	71
1970	Bill McClard, Jr.	0	50	10	80
1969	Bill Burnett, Jr.	20	0	0	120
1968	Bill Burnett, So.	16	0	0	96
1967	David Dickey, Jr.	16	0	0	96
1966	David Dickey, So.	8	0	0	48
1965	Bobby Burnett, Sr.	16	0	0	96
1964	Tom McNelly, Sr.	0	29	6	47
1963	Bill Gray, Jr.	5	0	0	30
1962	Billy Moore, Sr.	14	0	0	84
1961	Mickey Cissell, Jr.	1	21	2	33
1960	Mickey Cissell, So.	0	21	2	27
1959	Jim Mooty, Sr.	5	0	0	30
1958	Donnie Stone, Sr.	5	0	0	30
1957	Gerald Nesbitt, Sr.	7	9	0	51
1956	Gerald Nesbitt, Jr.	7	7	0	49
1955	George Walker, Jr.	4	14	1	41
1954	George Walker, So.	7	6	0	48
1953	Lamar McHan, Sr.	4	8	0	32
1952	Lamar McHan, Jr.	4	0	0	24
	Lewis Carpenter	4	0	0	24
1951	Buddy Sutton, Jr.	6	0	0	36
1950	Bill Jurney, Jr.	4	0	0	24
1949	Don Logue, So.	6	0	0	36
1948	Leon Campbell	9	0	0	54
1947	Clyde Scott	6	0	0	36
1946	Aubrey Fowler	3	11	0	29
1945	Alton Baldwin	5	0	0	30
1944	Alton Baldwin	5	0	0	30
1943	Alton Baldwin	5	0	0	30
1942	Bob Forte	3	0	0	18
1941	Frank Delmonego	1	13	1	22
1940	Howard Hickey	3	2	0	20
1939	O'Neil Adams	4	0	0	24
1938	Neil Martin	3	0	0	18
1937	Jim Benton	6	0	0	30
1936	Ralph Rawlings	6	0	0	30
	Jim Benton	6	0	0	30

1935	Allan Keen	6	0	0	30
1934	Elvin Geiser	2	5	1	20
1933	Ralph LaForge	9	3	0	57
1932	Joe Biddle	4	1	0	25
1931	Homer Ledbetter	8	0	0	48
1930	Homer Ledbetter	4	0	0	24
1929	Richard Miller	13	0	0	78
1928	Garland Beavers	13	0	0	78
1927	George Cole	11	16	1	85
1926	George Cole	9	15	1	72
1925	George Cole	3	4	7	43
1917	Gene Davidson	12	5	0	77
1916	Gene Davidson	12	13	0	85
1915	Gene Davidson	3	2	0	20

## PUNT RETURNS

YEAR	PLAYER	NO	YDS	AVG	TD
2016	Jared Cornelius, Jr.	12	85	7.1	0
2015	Jared Cornelius, So.	7	93	13.3	0
	DJ Dean, Jr.	7	93	13.3	0
	DJ Dean, So.	11	121	11.0	0
2014	Javonte Herndon, Sr.	9	67	7.4	0
2012	Nate Holmes, Fr.	11	70	6.4	0
2011	Joe Adams, Sr.	19	321	16.9	4
2010	Joe Adams, Jr.	16	249	15.6	1
2009	Jerrell Norton, Jr.	9	77	8.6	0
2008	Jarius Wright, Fr.	6	15	2.5	0
2007	Jerrell Norton, So.	18	142	7.9	0
2006	Reggie Fish, So.	16	98	6.1	0
2005	Peyton Hillis, So.	16	165	10.3	0
2004	DeCori Birmingham, Sr.	17	115	6.8	0
2003	Marvin Jackson, Sr.	26	329	12.7	1
2002	DeCori Birmingham, So.	28	342	12.2	0
2001	Marvin Jackson, Jr.	27	265	9.8	1
2000	Steadman Campbell, So.	16	103	6.4	0
1999	Rossi Morreale, Jr.	14	79	5.6	0
1998	Rossi Morreale, So.	18	130	7.2	0
1997	Jeromy Flowers, So.	25	157	6.3	0
1996	Anthony Eubanks, Jr.	21	101	4.8	0
1995	J.J. Meadors, Sr.	11	52	4.7	0
1994	Carl Kidd, Sr.	22	165	7.5	0
1993	Orlando Watters, Sr.	28	157	5.6	0
1992	Orlando Watters, Jr.	36	290	8.1	2
1991	Michael James, Sr.	19	272	14.3	1
1990	Michael James, Jr.	8	13	1.6	0
	Dean Peevy, Fr.	5	48	9.6	0
1989	Tim Horton, Sr.	20	124	6.2	0
1988	Tim Horton, Jr.	26	258	9.9	0

1987	Tim Horton, So.	25	224	9.0	0
1986	James Shibest, Sr.	20	211	10.6	0
1985	Bobby Joe Edmonds, Sr.	40	466	11.7	0
1984	Bobby Joe Edmonds, Jr.	25	294	11.8	0
1983	Bobby Joe Edmonds, So.	23	177	7.7	0
1982	Gary Anderson, Sr.	29	222	7.7	0
1981	Gary Anderson, Jr.	29	252	8.7	0
1980	Gary Anderson, So.	23	244	10.6	0
1979	Gary Anderson, Fr.	34	286	8.4	1
1978	Vaughn Lusby, Sr.	21	170	8.1	0
1977	Vaughn Lusby, Jr.	36	294	8.2	0
1976	Vaughn Lusby, So.	29	161	5.6	0
1975	Jerry Eckwood, So.	15	105	7.0	0
1974	Floyd Hogan, Sr.	27	128	4.7	0
1973	Teddy Barnes, So.	11	46	4.2	0
	Floyd Hogan, Jr.	8	64	8.0	0
1972	John Mosely, Sr.	19	182	9.6	0
1971	Jack Morris, Sr.	24	216	9.0	0
1970	Jerry Moore, Sr.	15	191	12.8	0
1969	Terry Stewart, Sr.	19	134	7.1	-
1968	Gary Adams, Sr.	28	215	10.2	2
1967	Gary Adams, Jr.	28	290	10.4	-
1966	Martine Bercher, Sr.	24	375	15.6	-
1965	Jack Brasuell, Sr.	21	285	13.6	-
1964	Ken Hatfield, Sr.	31	518	16.7	-
1963	Ken Hatfield, Jr.	21	350	16.7	-
1962	Ken Hatfield, So.	7	198	28.3	-
	George Rea Walker, So.	7	200	28.6	-
1961	Lance Alworth, Sr.	28	336	12.0	-
1960	Lance Alworth, Jr.	18	307	17.1	-
1959	Lance Alworth, So.	5	47	9.4	-
1958	Jim Mooty, Jr.	9	77	8.5	-
	Freddy Akers, Jr.	8	91	11.4	-
1957	Donnie Stone, Jr.	7	80	11.4	-
	George Walker, Sr.	7	100	14.3	-
1956	Rogers Overby, Sr.	11	121	11.0	-
1955	Don Horton, So.	7	173	24.7	-
1954	George Walker, So.	8	142	17.3	1
1953	Lamar McHan, Sr.	21	233	11.1	-
1952	Johnny Cole, Sr.	8	68	8.5	-
1951	Johnny Cole, Jr.	15	233	15.5	-
1950	Johnny Cole, So.	16	293	18.3	1
1949	Jim Rinehart, So.	21	230	10.9	-
1948	Ross Pritchard	10	203	20.3	-
1947	Aubrey Fowler	23	395	17.1	-
1946	Aubrey Fowler	22	247	11.2	-
1945	Bud Canada	21	264	12.5	-



ALEX COLLINS' program record 20 rushing touchdowns in 2015 also tied Bill Burnett's scoring record of 120 points set in 1969.

# INDIVIDUAL YEARLY LEADERS



## KICKOFF RETURNS

YEAR	PLAYER	NO	YDS	AVG	TD
2016	Deon Stewart, R-Fr.	21	419	20.0	0
2015	Eric Hawkins, Sr.	10	223	22.3	0
2014	Korliss Marshall, So.	9	271	30.1	1
2013	Korliss Marshall, Fr.	19	422	22.2	0
2012	Dennis Johnson, Sr.	17	309	18.2	0
2011	Dennis Johnson, Jr.	18	461	25.6	1
2010	Lance Ray, Fr.	23	518	22.5	0
2009	Dennis Johnson, So.	40	1,031	25.8	1
2008	Dennis Johnson, Fr.	41	905	22.1	1
2007	Felix Jones, Jr.	22	652	29.6	2
2006	Felix Jones, So.	23	554	24.1	1
2005	Felix Jones, Fr.	17	543	31.9	1
2004	Cedric Washington, So.	11	204	18.5	0
	DeCori Birmingham, Sr.	10	217	21.7	0
2003	Cedric Washington, Fr.	25	497	19.9	0
2002	DeCori Birmingham, So.	28	638	22.8	0
2001	Lawrence Richardson, Fr.	18	416	23.1	1
2000	Steven Harris, Fr.	20	420	21	0
1999	Cedric Cobbs, Fr.	12	328	27.3	1
1998	Hubert Loudermilk, Jr.	8	155	19.4	0
	Rod Stinson, So.	7	156	22.3	0
1997	Mark Henderson, Fr.	15	284	18.9	0
1996	Untraia Moss, Fr.	14	296	21.1	0
1995	Cory Nichols, Fr.	19	399	21	0
1994	Madre Hill, Fr.	7	223	31.9	1
1993	Orlando Watters, Sr.	18	392	21.8	0
1992	Ron Dickerson, Sr.	20	497	24.9	0
1991	Freddie Bradley, Jr.	16	388	24.3	0
1990	Tracy Caldwell, Fr.	17	317	18.6	0
1989	Barry Foster, Jr.	20	445	22.3	0
1988	Barry Foster, So.	23	445	19.3	0
1987	James Rouse, Jr.	12	244	20.3	0
1986	Marshall Foreman, Sr.	11	270	24.5	0
	Donnie Centers, Jr.	11	279	25.4	0
1985	Carl Miller, Sr.	14	326	23.3	0
1984	Carl Miller, Jr.	18	390	21.7	0
1983	Carl Miller, So.	11	300	27.3	1
1982	Derek Holloway, Sr.	12	262	21.8	0
1981	Derek Holloway, Jr.	20	419	21	0
1980	Derek Holloway, So.	17	407	23.9	1
1979	Gary Anderson, Fr.	16	343	21.4	0
1978	Thomas Brown, Fr.	15	354	23.6	1
1977	Gary Stiggers, Fr.	7	109	15.6	0
1976	Barnabus White, Jr.	13	256	19.7	0
1975	Teddy Barnes, Sr.	10	218	21.8	0
1974	Barnabus White, So.	7	119	17	0
1973	Dickey Morton, Sr.	12	278	23.2	0
1972	Jon Richardson, Sr.	22	501	22.8	0
1971	Dickey Morton, So.	9	269	29.9	1
1970	Jon Richardson, So.	11	151	22.1	0
1969	Bill Burnett, Jr.	6	134	22.3	0
1968	Bill Burnett, So.	12	206	17.2	-
1967	David Dickey, Jr.	13	294	22.6	-
1966	David Dickey, So.	7	164	23.4	-
1965	Jack Braswell, Sr.	6	93	15.5	-
1964	Ken Hatfield, Sr.	12	253	21.1	-
1963	Jack Braswell, So.	13	329	25.3	0
1962	Ken Hatfield, So.	7	198	28.3	-
	George Rae Walker, So.	7	200	28.6	-
1961	Lance Alworth, Sr.	13	300	23.1	0
1960	Lance Alworth, Jr.	14	428	30.6	-
1959	Jim Mooty, Sr.	8	147	18.4	-
1958	Jim Mooty, Jr.	9	210	23.3	-
1957	Donnie Stone, Jr.	8	166	20.7	-
1956	Donnie Stone, So.	11	239	21.7	-
1955	Ronnie Underwood, Jr.	3	121	40.3	-
	Don Christian, So.	3	83	27.7	-
	George Walker, Jr.	3	65	21.7	-
	Don Horton, So.	3	54	18	-
	Joe Thomason, Sr.	3	48	16	-
1954	Buddy Benson, So.	6	110	18.3	-
	George Walker, So.	6	154	25.7	-
1953	Preston Carpenter, So.	5	107	21.4	-
1952	Lewis Carpenter, Sr.	11	159	14.4	-
	Jack Troxell, Jr.	7	212	30.3	-
1951	Larry Hogue, Jr.	8	144	18	-
1950	Buddy Rogers, Sr.	9	146	16.2	-
1949	Joe Dugan, So.	6	138	23	-
	Joe Baldrige, So.	6	152	25.3	-
1948	Clyde Scott	8	195	24.4	-
1947	Clyde Scott	8	196	24.5	-
1946	Clyde Scott	6	140	23.3	-

## PUNTING

YEAR	PLAYER	NO	YDS	AVG
2016	Toby Baker, Sr.	57	2532	44.4
2015	Toby Baker, Jr.	43	1,772	41.2
2014	Sam Irwin-Hill, Sr.	58	2,327	40.1
2013	Sam Irwin-Hill, Jr.	46	2,038	44.3
2012	Dylan Breeding, Sr.	53	2,416	45.6
2011	Dylan Breeding, Jr.	53	2,400	45.3
2010	Dylan Breeding, So.	52	2,212	42.5
2009	Dylan Breeding, Fr.	61	2,359	38.7
2008	Jeremy Davis, Sr.	57	2,460	43.2
2007	Jeremy Davis, Jr.	60	2,403	40.0
2006	Jacob Skinner, Sr.	61	2,327	38.1
2005	Jacob Skinner, Jr.	50	2,091	41.8
2004	Jacob Skinner, So.	29	1,062	36.6
	Jeremy Davis, Fr.	25	979	39.2
2003	Jacob Skinner, Fr.	52	2,074	39.9
2002	Richie Butler, Sr.	69	2,715	39.3
2001	Richie Butler, Jr.	67	2,848	42.5
2000	Richie Butler, So.	65	2,784	42.8
1999	Richie Butler, Fr.	30	1,199	40.0
1998	Chris Akin, Jr.	48	1,883	39.2
1997	Matt Wait, Sr.	70	2,935	41.9
1996	Matt Wait, Jr.	69	2,777	40.3
1995	Matt Wait, So.	59	2,275	38.6
1994	Matt Wait, Fr.	54	2,190	40.6
1993	Doyle Preston, So.	56	2,109	37.7
1992	Pete Raether, Sr.	68	2,938	43.2
1991	Pete Raether, Jr.	65	2,836	43.6
1990	Pete Raether, Fr.	24	969	40.4
1989	Allen Meacham, Sr.	37	1,398	37.8
1988	Allen Meacham, Jr.	53	2,203	41.6
1987	Kendall Trainor, Jr.	58	2,285	39.4
1986	Greg Horne, Sr.	49	2,313	47.2
1985	Greg Horne, Jr.	54	2,301	42.6
1984	Greg Horne, So.	51	2,234	43.8
1983	Brad Taylor, Jr.	38	1,639	43.1
	Greg Horne, Fr.	26	1,152	44.3
1982	Brad Taylor, So.	60	2,451	40.9
1981	Bruce Lahay, Sr.	63	2,436	38.7
1980	Steve Cox, Sr.	47	2,186	46.5
1979	Steve Cox, Jr.	42	1,840	43.8
1978	Bruce Lahay, So.	54	2,185	40.5
1977	Steve Little, Sr.	48	2,127	44.3
1976	Steve Little, Jr.	63	2,797	44.4
1975	Tommy Cheyne, Sr.	37	1,590	43.0
1974	Mike Kirkland, Jr.	45	1,812	40.3
1973	Tommy Cheyne, So.	63	2,312	36.7
1972	Drew Toole, Jr.	49	1,838	37.5
1971	Drew Toole, So.	45	1,573	34.9
1970	Ken Curry, Sr.	34	1,255	36.9
1969	Cary Stockdell, Sr.	52	1,949	37.5
1968	Cary Stockdell, Jr.	55	2,195	39.9
1967	Paul Conner, Sr.	63	2,249	35.7
1966	Paul Conner, Jr.	52	2,076	40.0
1965	Bobby Nix, Sr.	53	2,158	40.7
1964	Bobby Nix, Jr.	50	1,823	36.5
1963	Tommy Moore, Sr.	51	1,810	35.5
1962	Tommy Moore, Jr.	38	1,467	38.6
1961	Tommy Moore, So.	17	634	37.3
	Lance Alworth, Sr.	32	1,132	35.3
1960	Lance Alworth, Jr.	48	1,602	33.4
1959	Lance Alworth, So.	37	1,313	35.5
1958	Mike Cooney, Sr.	39	1,515	38.8
1957	Gerald Nesbitt, Sr.	32	1,343	41.9
1956	Gerald Nesbitt, Jr.	12	484	40.3
	Don Christian, Jr.	25	975	39.0
1955	Gerald Nesbitt, So.	13	609	46.8
	George Walker, Jr.	47	1,779	37.9
1954	George Walker, So.	49	1,953	39.9
1953	Lamar McHan, Sr.	46	1,851	40.2
1952	Bob St. Pierre	22	844	38.4
	Lamar McHan, Jr.	35	1,276	36.5
1951	Lamar McHan, So.	64	2,377	37.1
1950	Louis Schauffele, Sr.	60	2,316	38.4
1949	Louis Schauffele, Jr.	59	2,273	38.4
1948	Harold Cox	39	1,431	36.7
	Gordon Long	22	881	40.0
1947	Aubrey Fowler	47	1,693	36.0
1946	Aubrey Fowler	64	2,218	34.6
1945	Alton Baldwin	32	1,077	33.6
1944	Harold Cox	42	1,745	41.7
1938	Kay Eakin	41	1,688	41.4
1937	Kay Eakin	28	1,121	40.0

## FIELD GOALS

YEAR	PLAYER	FGM	FGA	PCT
2016	Adam McFain, Sr.	8	10	.800
2015	Cole Hedlund, Fr.	9	15	.600
2014	Adam McFain, So.	7	10	.700
2013	Zach Hocker, Sr.	13	15	.867
2012	Zach Hocker, Jr.	11	18	.611
2011	Zach Hocker, So.	21	27	.778
2010	Zach Hocker, Fr.	16	19	.842
2009	Alex Tejada, Jr.	16	22	.727
2008	Shay Haddock, So.	5	7	.714
2007	Alex Tejada, Fr.	17	23	.739
2006	Jeremy Davis, So.	6	13	.462
2005	Chris Balseiro, Sr.	13	18	.708
2004	Chris Balseiro, Jr.	4	7	.571
2003	Chris Balseiro, So.	11	15	.733
2002	David Carlton, So.	12	16	.750
2001	Brennan O'Donohoe, So.	12	17	.706
2000	Brennan O'Donohoe, Fr.	4	6	.667
1999	Tony Dodson, Sr.	12	18	.667
1998	Todd Latourette, Sr.	17	24	.708
1997	Todd Latourette, Jr.	7	12	.583
1996	Todd Latourette, So.	9	14	.643
1995	Todd Latourette, Fr.	14	21	.667
1994	Lance Ellison, Sr.	6	15	.400
1993	Lance Ellison, Jr.	4	10	.400
1992	Todd Wright, Sr.	17	25	.680
1991	Todd Wright, Jr.	12	17	.706
1990	Todd Wright, So.	11	14	.786
1989	Todd Wright, Fr.	20	23	.870
1988	Kendall Trainor, Sr.	24	27	.889
1987	Kendall Trainor, Jr.	13	20	.650
1986	Kendall Trainor, So.	10	13	.769
1985	Greg Horne, Sr.	5	13	.385
1984	Greg Horne, Jr.	10	18	.556
1983	Greg Horne, So.	14	22	.636
1982	Ernie Villarreal, Fr.	4	10	.400
1981	Bruce Lahay, Jr.	19	24	.792
1980	Ish Ordonez, Sr.	13	21	.619
1979	Ish Ordonez, Jr.	18	22	.818
1978	Ish Ordonez, So.	13	19	.684
1977	Steve Little, Sr.	19	30	.633
1976	Steve Little, Jr.	11	23	.478
1975	Steve Little, So.	11	20	.550
1974	Steve Little, Fr.	12	16	.750
1973	Mike Kirkland, So.	3	12	.250
1972	Mike Kirkland, Sr.	8	16	.500
1971	Bill McClard, Sr.	12	22	.545
1970	Bill McClard, Jr.	10	15	.667
1969	Bill McClard, So.	7	9	.778
1968	Bob White, Sr.	4	7	.571
1967	Bob White, Jr.	3	6	.500
1966	Bob White, So.	5	7	.714
1965	Ronnie South, Jr.	5	-	-
1964	Tom McNelly, Sr.	6	-	-
1963	Tom McNelly, Jr.	1	4	.250
1962	Tom McNelly, So.	3	-	-
1961	Mickey Cissel, Jr.	2	-	-
1960	Mickey Cissel, So.	2	-	-
1959	Freddy Akers, Sr.	2	-	-
1958	None			
1957	None			
1956	None			
1955	George Walker, Jr.	1	-	-
1954	Preston Carpenter, Jr.	1	-	-
1953	None			
1952	Carl Mazza	2	-	-
1951	Pat Summerall, Sr.	4	-	-
1950	Pat Summerall, Jr.	1	-	-



# INDIVIDUAL YEARLY LEADERS

## TACKLES

YEAR	POS	PLAYER	UA	AT	TOTAL
2016	LB	Brooks Ellis, Sr.	38	45	83
2015	LB	Brooks Ellis, Jr.	45	57	102
2014	LB	Martrell Spaight, Sr.	63	65	128
2013	S	Alan Turner, Jr.	37	60	97
2012	S	Ross Rasner, Sr.	49	43	92
2011	LB	Jerry Franklin, Sr.	46	55	101
2010	LB	Jerry Franklin, Jr.	48	52	100
2009	LB	Jerry Franklin, Sr.	51	43	94
2008	LB	Jerry Franklin, Fr.	54	33	87
2007	SS	Matt Hewitt, Sr.	63	55	118
2006	LB	Sam Olajubutu, Sr.	70	45	115
2005	LB	Sam Olajubutu, Jr.	69	49	118
2004	FS	Vickiel Vaughn, Jr.	47	19	66
2003	LB	Caleb Miller, Sr.	84	49	133
2002	FS	Ken Hamlin, Jr.	97	62	159
2001	LB	Jermaine Petty, Sr.	80	60	140
2000	FS	Ken Hamlin, Jr.	57	47	104
1999	FS	Kenoy Kennedy, Sr.	58	40	98
1998	FS	Kenoy Kennedy, Jr.	66	29	95
1997	NG	Melvin Bradley, Jr.	44	27	71
1996	NG	Melvin Bradley, Sr.	51	38	89
1995	LB	Mark Smith, Jr.	60	55	115
1994	LB	Mark Smith, Sr.	35	44	79
1993	LB	Darwin Ireland, Sr.	37	56	93
1992	LB	Kevin Kempf, Jr.	51	51	102
1991	LB	Mick Thomas, Sr.	55	42	97
1990	LB	Mick Thomas, Jr.	74	62	136
1989	LB	Mick Thomas, Sr.	57	40	97
1988	LB	LaSalle Harper, Sr.	61	58	119
1987	LB	Rickey Williams, Sr.	87	53	140
1986	LB	Rickey Williams, Jr.	67	43	110
1985	LB	Nick Miller, Sr.	59	53	112
1984	LB	David Bazzel, Jr.	62	51	113
1983	LB	Nick Miller, Jr.	55	58	113
1982	LB	Milton Fields, Sr.	57	56	113
1981	LB	Bert Zinamon, Jr.	47	63	110
1980	E	Teddy Morris, Sr.	46	26	72
1979	E	Billy Ray Smith, Jr.	50	22	72
1978	T	Richard Richardson, Sr.	40	48	88
1977	LB	Mike Massey, Sr.	46	38	84
1976	LB	Teddy Morris, So.	59	25	84
1975	LB	Larry Jackson, Sr.	64	38	102
1974	LB	Larry Jackson, Jr.	86	37	123
1973	LB	Curtis Townsend, Sr.	67	52	110
1972	T	Mike Campbell, Sr.	85	35	120
1971	T	Jon Rhiddlehoover, Sr.	58	49	107
1970	T	Jon Rhiddlehoover, Jr.	81	48	129
1969	not available				
1968	not available				
1967	not available				
1966	not available				
1965	not available				
1964	not available				
1963	not available				
1962	not available				
1961	not available				
1960	not available				

## TACKLES FOR LOSS

YEAR	POS	PLAYER	TFL	YARDS
2016	DL	Jeremiah Ledbetter, Sr.	75	52
2015	DE	Deatrich Wise Jr., Jr.	10.5	52
2014	DE	Trey Flowers, Sr.	15.5	95
2013	DE	Trey Flowers, Jr.	13.5	58
2012	DE	Chris Smith, Jr.	13.0	70
2011	DE	Trey Flowers, So.	13.0	76
2010	LB	Alonzo Highsmith, Jr.	12.5	51
2009	DE	Jerry Franklin, Jr.	13.0	60
2008	DE	Malcolm Sheppard, Sr.	11.0	39
2007	DT	Ernest Mitchell, Jr.	14.5	56
2006	DE	Malcolm Sheppard, So.	10.5	46
2005	DE	Jamaal Anderson, Jr.	20.5	113
2004	LB	Sam Olajubutu, Jr.	14.5	40
2003	LB	Jeb Huckleba, Sr.	13.0	51
2002	LB	Caleb Miller, Sr.	15.0	38
2001	DE	Gavin Walls, Sr.	11.0	50
2000	LB	Jermaine Petty, Sr.	13.0	30
1999	LB	Quinton Caver, Sr.	10.0	36
1998	DE	Randy Garner, Jr.	13.0	50
1997	DE	Carlos Hall, Fr.	11.0	61
1996	LB	C.J. McLain, Sr.	11.0	55
1995	E	Geno Bell, Sr.	10.0	28
1994	E	Ryan Hale, Jr.	10.0	42
1993	NG	Melvin Bradley, So.	14.0	60
1992	E	Steven Conley, Sr.	23.0	175
1991	E	Marcus Adair, Jr.	12.0	77
1990	E	Steven Conley, Jr.	12.0	76
1989	E	Henry Ford, Sr.	23.0	116
1988	LB	Ray Lee Johnson, Sr.	17.0	89
1987	T	Henry Ford, So.	14.0	62
1986	LB	Ray Lee Johnson, So.	6.0	20
1985	NG	Owen Kelly, So.	6.0	28
1984	NG	Chad Rolen, Jr.	10.0	63
1983	T	Wayne Martin, Sr.	18.0	110
1982	T	Wayne Martin, Jr.	9.0	32
1981	T	Wayne Martin, So.	10.0	47
1980	LB	Rickey Williams, So.	7.0	40
1979	LB	David Dudley, Jr.	7.0	36
1978	LB	Nick Miller, Sr.	7.0	15
1977	E	Ravin Caldwell, Jr.	10.0	57
1976	NG	Tony Chericco, Fr.	10.0	40
1975	T	Ron Faurot, Sr.	10.0	52
1974	E	Billy Ray Smith, Sr.	15.0	85
1973	E	Billy Ray Smith, Jr.	19.0	128
1972	E	Billy Ray Smith, So.	17.0	86
1971	T	Jim Elliott, Jr.	13.0	88
1970	T	Jimmy Walker, Sr.	19.0	125
1969	T	Jimmy Walker, Jr.	15.0	87
1968	E	Dennis Winston, Sr.	13.0	50
1967	E	Johnnie Meadors, Jr.	10.0	54
1966	E	Johnnie Meadors, So.	14.0	59

## SACKS

YEAR	POS	PLAYER	SACKS	YARDS
2016	DL	Jeremiah Ledbetter, Sr.	5.5	44
2015	DE	Deatrich Wise Jr., Jr.	8.0	43
2014	DE	Trey Flowers, Sr.	6.0	71
2013	DE	Chris Smith, Sr.	8.5	71
2012	DE	Chris Smith, Jr.	9.5	65
2011	DE	Jake Bequette, Sr.	10.0	88
2010	DE	Jake Bequette, Jr.	7.0	36
2009	DE	Jake Bequette, So.	5.5	37
2008	DE	Malcolm Sheppard, Jr.	6.5	30
2007	LB	Freddie Fairchild, So.	4.5	31
2006	DE	Jamaal Anderson, Jr.	14.0	100
2005	DE	Desmond Sims, Jr.	5.5	33
2004	DE	Jeb Huckleba, Sr.	6.5	41
2003	DE	Justin Scott, Sr.	3.0	14
2002	DE	Gavin Walls, Sr.	6.0	34
2001	DT	Jermaine Brooks, Jr.	3.5	19
2000		Six players tied	2.0	-
1999	E	Randy Garner, Jr.	5.5	28
1998	LB	C.J. McLain, Sr.	7.0	48
1997	E	Ryan Hale, Jr.	5.0	26
1996	NG	Melvin Bradley, So.	7.0	47
1995	E	Steven Conley, Sr.	14.0	122
1994	E	Steven Conley, Jr.	7.0	63
1993	E	Henry Ford, Sr.	14.0	85
1992	DE	Ray Lee Johnson, Sr.	11.0	73
1991	E	Henry Ford, So.	8.0	50
1990	T	Scott Long, So.	4.0	16
1989	T	Scott Long, Fr.	7.0	41
1988	T	Wayne Martin, Sr.	13.0	-
1987	T	Wayne Martin, Jr.	6.5	-
1986	T	Wayne Martin, So.	6.0	-
1985	LB	Rickey Williams, So.	5.0	-
1984	E	Ravin Caldwell, Jr.	5.5	-
1983	T	Ron Faurot, Sr.	7.0	-
1982	E	Marcus Adair, Jr.	7.0	51

## INTERCEPTIONS

YEAR	POS	PLAYER	INT	INT YDS	TDS
2016	S	Josh Liddell, Jr.	2	2	0
2015	CB	Ryan Pulley, So.	2	75	1
2014	CB	Henre Tolver, Jr.	2	70	1
2013	CB	DJ Dean, Jr.	2	0	0
2012	S	Josh Liddell, So.	2	0	0
2011	LB	Brooks Ellis, So.	2	63	0
2010	CB	DJ Dean, So.	2	9	0
2009	CB	Henre Tolver, Fr.	2	46	0
2008	CB	Tevin Mitchel, Sr.	2	-7	0
2007	S	Alan Turner, Jr.	2	24	0
2006	S	Ross Rasner, Sr.	3	34	0
2005	S	Tramain Thomas, Sr.	5	70	0
2004	S	Tramain Thomas, Jr.	4	24	0
2003	LB	Jerry Franklin, Jr.	3	61	0
2002	S	Tramain Thomas, So.	3	37	1
2001	CB	Ramon Broadway, So.	2	26	0
2000	LB	Jerry Franklin, Fr.	2	11	0
1999	CB	Jerrell Norton, So.	5	174	1
1998	CB	Chris Houston, Jr.	3	129	1
1997	FS	Michael Grant, Jr.	3	0	0
1996	CB	Vickiel Vaughn, Sr.	4	13	0
2004	FS	Vickiel Vaughn, Jr.	2	92	0
2003	SS	Lerinezo Robinson, Jr.	2	29	0
2002	CB	Michael Coe, So.	2	7	0
2001	CB	Ahmad Carroll, Jr.	3	0	0
2000	FS	Ken Hamlin, Jr.	4	33	0
1999	CB	Lawrence Richardson, So.	4	25	0
1998	FS	Ken Hamlin, So.	3	33	0
1997	CB	Lawrence Richardson, Fr.	3	45	1
1996		Four with two (one TD, Eddie Jackson)			
1995	FS	Kenoy Kennedy, Sr.	3	97	0
1994	CB	David Barrett, Sr.	3	45	1
1993	R	Zac Painter, Sr.	5	36	0
1992	B	Jeromy Flowers, So.	2	36	0
1991	CB	Ontraia Moss, So.	2	19	0
1990	CB	Marcus Campbell, Sr.	2	-12	0
1989	CB	Marcus Campbell, Jr.	5	52	0
1988	CB	Spencer Brown, Sr.	5	43	0
1987	LB	Mark Smith, So.	2	16	0
1986	CB	Orlando Watters, Sr.	6	185	2
1985	CB	Dean Peevy, So.	5	37	0
1984	CB	Michael James, Sr.	5	75	1
1983	CB	Michael James, Jr.	2	21	0
1982	CB	Anthony Cooney, Sr.	3	14	0
1981	R	Patrick Williams, Jr.	6	57	1
1980	S	Steve Atwater, Jr.	4	53	1
1979	CB	Charles Washington, Sr.	5	32	0
1978	LB	David Dudley, Jr.	3	79	1
1977	CB	Kevin Wyatt, Sr.	3	59	1
1976	CB	Kevin Wyatt, Jr.	5	22	0
1975	S	Greg Lasker, So.	3	72	0
1974	DB	Greg Gaston, So.	3	7	0
1973	DB	Charles Washington, Fr.	3	0	0
1972	DB	Keith Burns, Sr.	4	10	0
1971	DB	Danny Walters, Jr.	4	98	1
1970	FS	Kevin Evans, Sr.	2	21	0
1969	FS	Kevin Evans, Jr.	4	54	0
1968	E	William Hampton, Sr.	3	30	0
1967	LB	Mike Massey, So.	3	31	0
1966	FB	Vaughn Lusby, Jr.	3	0	0
1965		Six with two (no TDs)			
1964	CB	Tommy Harris, Sr.	3	28	0
1963	CB	Floyd Hogan, Sr.	2	92	0
1962	CB	Rollen Smith, Jr.	4	27	0
1961	SS	Mark Hollingsworth, Sr.	4	39	0
1960	CB	Louis Campbell, Jr.	7	86	1
1959	HB	David Hogue, Jr.	6	45	1
1958	MM	Bobby Field, Jr.	4	70	0
1957	HB	Jerry Moore, So.	5	104	1
1956	HB	Gary Adams, Sr.	5	6	0
1955	HB	Tommy Trantham, Sr.	6	104	0
1954	HB	Gary Adams, So.	7	93	0
1953	LB	Joe Black, Jr.	4	-	-
1952	HB	Tommy Trantham, So.	4	-	-
1951	HB	Bill Gray, Sr.	3	22	0
1950	HB	Ken Hatfield, Jr.	3	45	0
1949	HB	Ken Hatfield, So.	3	-	-
1948	HB	Billy Moore, Jr.	3	-	-
1947		George McKinney, Jr.	2	23	0
1946		not available			
1945	HB	Don Horton, Sr.	2	24	0
1944		Jim Mooty, Jr.	2	8	0
1943		George Walker, Sr.	2	18	0
1942		Gerald Nesbitt, Jr.	4	95	0
1941		Don Christian, Jr.	4	83	0
1940		George Walker, So.	6	90	0
1939		Floyd Sagely, Sr.	3	51	0
1938		Johnny Cole, Sr.	3	33	0
1937		Edsel Nix, Jr.	3	13	0
1936		not available			
1935		not available			
1934		Jim Rinehart, So.	10	106	0
1933		Gordon Long	4	60	0

# INDIVIDUAL YEARLY LEADERS



## PASSES BROKEN UP

YEAR	POS	PLAYER	PBU
2016	CB	Ryan Pulley, So.	13
2015	CB	Jared Collins, Jr.	9
2014	CB	Jared Collins, So.	13
2013	S	Alan Turner, Jr.	5
	CB	Tevin Mitchel, Jr.	5
2012	S	Ross Rasner, Sr.	6
	CB	Kaelon Kelleybrew, Sr.	6
2011	S	Tramain Thomas, Sr.	6
2010	CB	Ramon Broadway, Sr.	6
2009	CB	Ramon Broadway, Jr.	4
	CB	Rudell Crim, Jr.	4
2008	CB	Ramon Broadway, So.	10
2007	FS	Michael Grant, Sr.	20
2006	CB	Chris Houston, Jr.	13
2005	CB	Michael Coe, Jr.	8
	CB	Chris Houston, So.	8
2004	LB	Sam Olajubutu, Jr.	4
2003	CB	Eddie Jackson, Sr.	10
2002	CB	Lawrence Richardson, So.	13
2001	CB	Lawrence Richardson, Fr.	20
2000	SS	D'Andre Berry, Jr.	12
1999	FS	Kenoy Kennedy, Sr.	10
1998	CB	David Barrett, Jr.	8
1997	CB	Marcus Campbell, Sr.	9
1996	CB	Marcus Campbell, Jr.	11
1995	CB	Spencer Brown, Sr.	7
1994	CB	Tracy Cantlope, Jr.	4
1993	CB	Orlando Watters, Sr.	8
1992	CB	Dean Peevy, So.	4
1991	CB	Orlando Watters, So.	6
1990	CB	Curtis Banks, Jr.	3
	CB	Pat Burris, Sr.	3
1989	S	Aaron Jackson, Jr.	10
1988	S	Steve Atwater, Sr.	9
1987	R	Odis Lloyd, Jr.	9
1986	S	Steve Atwater, So.	12
1985	S	Greg Lasker, Sr.	10
1984	S	Greg Lasker, Jr.	11
1983	CB	Greg Gaston, So.	6
	CB	Kevin Wyatt, So.	6
1982	CB	Danny Walters, Sr.	7
1981	SS	Keith Burns, Jr.	8
1980	CB	Trent Bryant, Sr.	6
1979	S	Kevin Evans, Jr.	8
1978	CB	Brad Shoup, Sr.	6
1977	SS	Howard Sampson, Sr.	7
1976		Bo Busby, Sr.	6
		Patrick Martin, Jr.	6
1975		Howard Sampson, Jr.	8
1974		Brad Thomas, Jr.	8
1973		not available	
1972		not available	
1971		not available	
1970		not available	
1969		not available	
1968	HB	Jerry Moore, So.	8
1967	HB	Tommy Trantham, Sr.	12
1966	HB	Gary Adams, So.	8
1965	MM	Mike Jordan, Jr.	9
1964	HB	Bill Gray, Sr.	9
1963	MM	Charles Daniel, Jr.	4
		Tommy Moore, Sr.	4
		Mike Parker, Sr.	4
1962	HB	Ken Hatfield, Jr.	5
		Mike Parker, Jr.	5
1961	C	Tommy Brasher, So.	5

## FORCED FUMBLES

YEAR	POS	PLAYER	FF
2016	DE/LB	Randy Ramsey, So.	3
2015	DE	Deatrich Wise Jr., Jr.	3
2014	LB	Martrell Spaight, Sr.	2
	LB	Brooks Ellis, So.	2
2013	DE	Trey Flowers, Jr.	3
2012	S	Ross Rasner, Sr.	2
	CB	Tevin Mitchel, So.	2
2011	DE	Jake Bequette, Sr.	5
2010	S	Tramain Thomas, Jr.	4
2009	DE	Tenarius Wright, Fr.	3
2008	DE	Malcolm Sheppard, Jr.	2
2007	SS	Matt Hewitt, Sr.	4
2006		Three with two	2
2005	DE	Desmond Sims, Jr.	2
2004		Seven with one	1
2003	LB	Caleb Miller, Sr.	3
2002	FS	Ken Hamlin, Jr.	4
2001	FS	Ken Hamlin, So.	4
2000		Five with one	1
1999	B	Jeromy Flowers, Sr.	3
	FS	Kenoy Kennedy, Sr.	3
1998	R	Zac Painter, Sr.	3
1997	LB	C.J. McLain, Jr.	3
1996	LB	C.J. McLain, So.	2
1995	E	Geno Bell, Jr.	2
	LB	Mark Smith, Jr.	2
1994		Four with two	2
1993	E	Henry Ford, Sr.	3
1992	LB	Tyrone Chatman, Jr.	4
1991		Six players	1
1990	E	Ken Benson, Sr.	2
	FS	Ben Floor, Sr.	2
1989		Seven players with one	1
1988	T	Wayne Martin, Sr.	7
1987	T	Wayne Martin, Jr.	2
1986	T	Wayne Martin, So.	2
	T	David Schell, Jr.	2
	LB	Rickey Williams, Jr.	2
1985	T	Rodney Beachum, Sr.	4
1984	R	Nathan Jones, Sr.	4
	LB	Nick Miller, Sr.	4

## FUMBLE RECOVERIES

YEAR	POS	PLAYER	FR
2016		Four Players	2
2015		Seven Players	1
2014	DT	Darius Pilon, So.	3
2013		Six Players	1
2012		Five Players	1
2011	LB	Jerry Franklin, Sr.	2
2010	S	Tramain Thomas, Jr.	2
	CB	Darius Winston, So.	2
	LB	Freddy Burton, Sr.	2
2009	CB	Ramon Broadway, Jr.	3
2008	LB	Jerry Franklin, Fr.	2
2007	SS	Matt Hewitt, Sr.	3
2006	CB	Jerell Norton, Fr.	2
2005	DT	Keith Jackson, Jr.	3
2004	LB	Pierre Brown, Jr.	2
	CB	Dallas Washington, Fr.	2
2003		Seven Players	2
2002		Four Players	2
2001	FS	Ken Hamlin, So.	3
2000	DE	Carlos Hall, Jr.	2
1999	CB	Orlando Green, So.	2
	FS	Kenoy Kennedy, Sr.	2
	T	Sacha Lancaster, So.	2
1998	E	D.J. Cooper, Jr.	2
	CB	Rossi Morreale, So.	2
	LB	Harry Wilson, Sr.	2
1997	NG	Melvin Bradley, Jr.	4
1996	E	D.J. Cooper, Fr.	2
	LB	C.J. McLain, So.	2
1995	E	Marcus Adair, Sr.	2
1994	LB	Don Bray, Jr.	2
	E	Steven Conley, Jr.	2
	FS	Del Delco, Jr.	2
1993	T	Henry Ford, Sr.	2
1992	LB	Darwin Ireland, Jr.	2
	NG	Owen Kelly, Sr.	2
	SS	Mike Nunnerley, Fr.	2
1991	CB	Michael James, Sr.	3
1990	LB	Darwin Ireland, Fr.	5
1989	R	Kirk Collins, So.	2
1988	T	Wayne Martin, Sr.	3
1987		Seven Players	1
1986	NG	Tony Cherico, Jr.	2
	LB	Kerry Owens, So.	2
1985	T	Rodney Beachum, Sr.	2
1984	DE	Ravin Caldwell, Jr.	4
1983	T	Ron Faurot, Sr.	3
1982	T	Earl Buckingham, Sr.	3
1981	LB	Steve Douglas, Jr.	3
1980	LB	Jeff Goff, Jr.	3
	LB	Ed Jackson, So.	3
	E	Billy Ray Smith, So.	3
1979	DB	Trent Bryant, Jr.	3
	E	Jeff Goff, So.	3
1978	T	Dan Hampton, Sr.	3
	LB	Mike Massey, Jr.	3
	T	Dale White, Sr.	3
1977	T	Jimmy Walker, Jr.	3
1976	T	Dale White, So.	4
	E	Dennis Winston, Sr.	4
1975	E	Johnnie Meadors, Jr.	6
1974	E	Ivan Jordan, Jr.	5
1973		not available	
1972		not available	
1971		not available	
1970		not available	
1969		not available	
1968	T	Gordon McNulty, Jr.	4
1967	HB	Gary Adams, Jr.	3
	MG	David Cooper, Sr.	3
	LB	Lynn Garner, So.	3
1966	T	Loyd Phillips, Sr.	3
1965	LB	Joe Black, Jr.	4
1964	MG	Jimmy Johnson, Sr.	3
1963	T	Jim Williams, So.	4
1962		Billy Moore, Sr.	4
1961	G	Ray Trail, Jr.	4



# INDIVIDUAL YEARLY LEADERS

## TOTAL OFFENSE

YEAR	PLAYER	RUSH ATT.	RUSH YDS	RUSH TD	PASS ATT	PASS COMP	PCT	PASS YDS	PASS TD	INT	TOTAL PLAYS	TOTAL YDS	TOTAL TD
2016	Austin Allen, Jr.	65	-126	2	401	245	.611	3430	25	15	466	3304	27
2015	Brandon Allen, Sr.	56	107	1	370	244	.659	3,440	30	8	426	3,547	31
2014	Brandon Allen, Jr.	42	0	2	339	190	.560	2,285	20	5	381	2,285	22
2013	Brandon Allen, So.	29	29	1	258	128	.496	1,552	13	10	287	1,581	14
2012	Tyler Wilson, Sr.	41	7	0	401	249	.621	3,387	21	13	442	3,394	21
2011	Tyler Wilson, Jr.	60	-3	4	438	277	.632	3,638	24	6	498	3,635	28
2010	Ryan Mallett, Jr.	44	-74	4	411	266	.647	3,869	32	12	455	3,795	36
2009	Ryan Mallett, So.	58	-29	2	403	225	.558	3,624	30	7	461	3,595	32
2008	Casey Dick, Sr.	72	-51	3	357	205	.574	2,586	13	14	429	2,535	16
2007	Darren McFadden, Jr.	325	1,830	16	11	6	.545	123	4	0	336	1,953	20
2006	Darren McFadden, So.	284	1,647	14	9	7	.778	69	3	1	293	1,716	17
2005	Darren McFadden, Fr.	176	1,113	11	0	0	.000	0	0	0	176	1,113	11
2004	Matt Jones, Sr.	83	622	6	264	151	.572	2,073	15	12	347	2,695	21
2003	Matt Jones, Jr.	96	707	8	230	132	.574	1,917	18	7	326	2,624	26
2002	Matt Jones, So.	129	614	5	234	122	.521	1,592	16	8	363	2,206	21
2001	Zak Clark, So.	22	-42	0	179	88	.492	1,000	6	4	201	958	6
2000	Robby Hampton, So.	29	-19	1	261	145	.556	1,548	13	8	290	1,529	14
1999	Clint Stoerner, Sr.	27	-60	2	317	177	.558	2,293	19	10	344	2,233	21
1998	Clint Stoerner, Jr.	51	-57	1	312	167	.535	2,629	26	8	363	2,572	27
1997	Clint Stoerner, So.	81	-267	2	357	173	.485	2,347	12	13	438	2,080	14
1996	Pete Burks, So.	92	74	2	224	115	.513	1,464	6	9	316	1,464	8
1995	Barry Lunney Jr., Sr.	112	65	3	292	180	.616	2,206	12	10	404	2,246	15
1994	Barry Lunney Jr., Jr.	91	40	2	183	101	.552	1,345	11	6	274	1,385	13
1993	Barry Lunney Jr., So.	74	140	2	202	104	.515	1,241	6	7	276	1,381	8
1992	Barry Lunney Jr., Fr.	40	-140	0	189	91	.481	1,015	4	5	229	875	4
1991	Jason Allen, Fr.	47	98	0	102	48	.471	603	6	6	149	701	6
1990	Quinn Grovey, Sr.	104	326	5	235	120	.511	1,886	18	10	339	2,212	23
1989	Quinn Grovey, Jr.	120	565	8	131	72	.550	1,149	5	9	251	1,714	13
1988	Quinn Grovey, So.	110	515	7	98	62	.633	966	4	3	208	1,481	11
1987	James Rouse, Jr.	182	1,004	17	0	0	.000	0	0	0	182	1,004	17
1986	Greg Thomas, Jr.	141	461	8	109	67	.615	1,032	6	1	250	1,493	14
1985	Greg Thomas, So.	118	365	1	72	33	.458	554	4	2	190	919	5
1984	Brad Taylor, Sr.	109	135	5	147	82	.558	1,166	7	11	256	1,301	12
1983	Brad Taylor, Jr.	91	-31	3	257	139	.541	1,837	9	8	348	1,806	12
1982	Brad Taylor, So.	74	108	3	141	59	.418	1,073	6	9	215	1,181	9
1981	Tom Jones, Jr.	68	219	3	109	60	.551	684	7	7	177	903	10
1980	Tom Jones, So.	95	178	3	166	93	.560	1,161	6	8	261	1,339	9
1979	Kevin Scanlon, Sr.	120	248	7	139	92	.662	1,212	9	6	259	1,460	16
1978	Ron Calcagni, Sr.	153	448	11	103	62	.602	807	4	5	256	1,255	15
1977	Ron Calcagni, Jr.	125	546	4	137	73	.533	1,147	10	7	262	1,693	14
1976	Ben Cowins, So.	183	1,162	7	0	0	.000	0	0	0	183	1,162	7
1975	Ike Forte, Sr.	174	983	10	0	0	.000	0	0	0	174	983	10
1974	Ike Forte, Jr.	187	974	9	0	0	.000	0	0	0	187	974	9
1973	Dickey Morton, Sr.	226	1,298	5	0	0	.000	0	0	0	226	1,298	5
1972	Joe Ferguson, Sr.	73	68	2	254	119	.469	1,484	9	15	327	1,552	11
1971	Joe Ferguson, Jr.	63	39	6	271	160	.590	2,203	11	12	334	2,242	17
1970	Bill Montgomery, Sr.	86	157	6	195	110	.570	1,662	10	9	281	1,819	16
1969	Bill Montgomery, Jr.	92	66	3	173	93	.538	1,333	9	7	265	1,399	12
1968	Bill Montgomery, So.	116	239	4	234	134	.572	1,595	10	8	350	1,834	14
1967	Ronnie South, Sr.	55	-38	0	142	84	.592	1,159	11	8	197	1,121	11
1966	Jon Brittenum, Sr.	81	168	1	143	76	.531	1,103	7	7	224	1,271	8
1965	Jon Brittenum, Jr.	81	224	6	149	75	.503	1,103	8	7	230	1,327	14
1964	Fred Marshall, Sr.	104	438	3	94	50	.532	656	4	8	198	1,094	7
1963	Bill Gray, Jr.	51	36	5	79	34	.430	483	4	5	130	519	9
1962	Billy Moore, Sr.	131	585	14	91	51	.560	673	5	2	222	1,258	19
1961	George McKinney, Sr.	68	244	4	68	32	.471	426	6	5	136	670	10
1960	George McKinney, Jr.	84	193	1	90	39	.433	728	9	6	174	921	10
1959	Jim Mooty, Sr.	93	519	5	0	0	.000	0	0	0	93	519	5
1958	James Monroe, Jr.	67	174	3	96	41	.427	512	3	8	163	686	6
1957	George Walker, Sr.	34	84	3	63	35	.556	587	4	4	97	671	7
1956	Don Christian, Jr.	96	412	5	53	18	.340	260	2	0	149	672	7
1955	Henry Moore, Sr.	134	701	3	0	0	.000	0	0	0	134	701	3
1954	George Walker, So	79	301	7	85	45	.529	603	4	9	164	904	11
1953	Lamar McHan, Sr.	143	409	4	150	78	.520	1,107	8	11	293	1,516	12
1952	Lamar McHan, Jr.	62	162	4	136	55	.404	743	5	17	198	905	9
1951	Lamar McHan, So.	127	433	4	135	53	.393	724	6	14	262	1,157	10
1950	Jim Rinehart, Jr.	72	142	2	139	59	.424	756	3	15	211	898	5
1949	Geno Mazzanti, Sr.	123	757	3	0	0	.000	0	0	0	123	757	3
1948	Clyde Scott	95	670	6	20	9	.450	198	2	2	115	868	8
1947	Clyde Scott	152	659	6	41	14	.341	258	2	1	193	917	8
1946	Ken Holland	112	397	2	44	-	-	242	2	ñ	156	639	4
1938	Kay Eakin	119	482	4	193	78	.404	962	5	18	312	1,344	9
1937	Jack Robbins	57	195	4	130	49	.377	780	8	18	187	910	12
1936	Jack Robbins	73	315	2	104	54	.519	554	4	7	177	869	6
1935	Jack Robbins	61	345	4	152	95	.625	1,219	7	7	213	1,564	1

# TEAM RUSHING RECORDS

## RUSHING ATTEMPTS

GAME			
1.	85	TCU (475 yards)	1980
2.	81	at Rice (421 yards)	1981
3.	80	at Ole Miss (370 yards)	2001
	80	Utah State (385 yards)	1975
5.	78	Tulsa (344 yards)	1987
6.	77	Colorado State (410 yards)	1974
	77	Oklahoma State (349 yards)	1969
8.	75	at Houston (296 yards)	1988
	75	TCU (316 yards)	1986
	75	Texas A&M (266 yards)	1984
	75	Texas Tech (527 yards)	1978
	75	Tulsa (365 yards)	1974

## SEASON

1.	753	3,196 yards in 11 games	1987
2.	685	2,922 yards in 11 games	1985
3.	680	3,456 yards in 11 games	1989
4.	677	3,119 yards in 11 games	1978
5.	674	2,898 yards in 11 games	1974
6.	668	2,721 yards in 11 games	1986
7.	659	3,523 yards in 11 games	1975
8.	644	2,348 yards in 11 games	1982
9.	643	3,065 yards in 14 games	2002
10.	640	2,420 yards in 11 games	1984

## RUSHING YARDS

GAME			
1.	594	Pittsburg (Kan.) State (54 rushes)	1936
2.	541	Florida International (58 rushes)	2007
3.	527	TCU (75 rushes)	1978
4.	512	SMU (73 rushes)	1977
5.	503	Northwestern (La.) State (47 rushes)	1947
6.	502	New Mexico (71 rushes)	1987
7.	501	Air Force (62 rushes)	1975
8.	495	Nicholls (40 rushes)	2014
9.	493	Missouri State (51 rushes)	2005
10.	475	TCU (85 rushes)	1980

## SEASON

1.	3,725	625 rushes in 13 games	2007
2.	3,523	659 rushes in 11 games	1975
3.	3,456	680 rushes in 11 games	1989
4.	3,199	539 rushes in 14 games	2006
5.	3,196	753 rushes in 12 games	1987
6.	3,145	626 rushes in 13 games	2003
7.	3,119	677 rushes in 11 games	1978
8.	3,065	643 rushes in 14 games	2002
9.	3,011	604 rushes in 11 games	1977
10.	2,922	685 rushes in 11 games	1985

## RUSHING YARDS PER GAME

SEASON			
1.	320.3	3,523 yards in 11 games	1975
2.	314.2	3,456 yards in 11 games	1989
3.	286.5	3,725 yards in 13 games	2007
4.	283.5	3,119 yards in 11 games	1978
5.	273.7	3,011 yards in 11 games	1977
6.	266.3	3,196 yards in 12 games	1987
7.	265.6	2,922 yards in 11 games	1985
8.	263.4	2,898 yards in 11 games	1974



**FELIX JONES** (pictured) teamed with Darren McFadden and Peyton Hillis in 2007 to create the most prolific rushing attack in Razorback history. The trio helped Arkansas rush for 3,725 yards on just 625 carries (5.96 avg.), setting school records for total rushing yards and yards per rush.

9.	247.4	2,721 yards in 11 games	1986
10.	246.7	2,714 yards in 11 games	1988

## YARDS PER RUSH

GAME			
1.	12.38	Nicholls (40 for 495 yards)	2014
2.	11.00	Pittsburg (Kan.) State (54 for 594 yards)	1936
3.	10.70	Northwestern (La.) State (47 for 503 yards)	1947
4.	9.73	Eastern Michigan (30 for 292 yards)	2009
5.	9.50	Missouri State (51 for 483 yards)	2005
6.	9.47	at Auburn (45 for 426 yards)	2002
7.	9.33	South Carolina (58 for 541 yards)	2007
8.	9.29	Alcorn State (38 for 353 yards)	2016
	9.29	Southeast Missouri (41 for 381 yards)	2006
10.	8.70	at Mississippi State (41 for 357)	2016

## SEASON

1.	5.96	625 for 3,725 yards	2007
2.	5.94	539 for 3,199 yards	2006
3.	5.35	659 for 3,523 yards	1975
4.	5.28	474 for 2,504 yards	2013
5.	5.08	557 for 2,834 yards	2014

6.	5.08	680 for 3,456 yards	1989
7.	5.02	626 for 3,145 yards	2003
8.	5.01	512 for 2,565 yards	2015
9.	4.99	604 for 3,011 yards	1977
10.	4.96	481 for 2,386 yards	2005

## RUSHING TOUCHDOWNS

SEASON			
1.	35		1970
2.	34		2003
	34		1989
	34		1978
	34		1965
6.	33		2007
	33		1975
	33		1969
9.	32		1971
10.	31		2015
	31		2014
	31		1988
	31		1987
	31		1974





# TEAM PASSING RECORDS

## PASS ATTEMPTS

### GAME

1.	59	at Texas A&M (29 completions)	2012
2.	53	Toledo (32 completions)	2015
	53	LSU (31 completions)	2012
	53	Alabama (24 completions)	1999
5.	51	Texas A&M (30 completions)	2011
	51	Texas A&M (31 completions)	1971
7.	49	at Auburn (35 completions)	2010
	49	at Kentucky (25 completions)	1999
9.	48	Alabama (25 completions)	2016
	48	Vanderbilt (28 completions)	2010

### SEASON

1.	471	299 completions	2011
2.	465	301 completions	2010
3.	459	272 completions	2012
4.	443	253 completions	2008
5.	439	247 completions	2009
6.	406	247 completions	2016
	374	226 completions	2015
8.	371	204 completions	1999
9.	370	177 completions	1997
10.	359	199 completions	2014

## PASS COMPLETIONS

### GAME

1.	35	at Auburn (49 attempts)	2010
2.	33	Mississippi State (45 attempts)	2011
3.	32	Toledo (53 attempts)	2015
4.	31	LSU (53 attempts)	2012
	31	Texas A&M (51 attempts)	1971
6.	30	Mississippi State (43 attempts)	2015
	30	Texas A&M (51 attempts)	2011
	30	Missouri State (41 attempts)	2009
9.	29	at Texas A&M (59 attempts)	2012
10.	28	vs. Texas A&M (42 attempts)	2016
	28	Georgia (45 attempts)	2014
	28	Missouri State (35 attempts)	2011
	28	Vanderbilt (48 attempts)	2010
	28	Louisiana Monroe (43 attempts)	2010

### SEASON

1.	301	465 attempts	2010
2.	299	471 attempts	2011
3.	272	459 attempts	2012
4.	253	443 attempts	2008
5.	247	406 attempts	2016
	247	439 attempts	2009
7.	246	374 attempts	2015
8.	204	371 attempts	1999
9.	199	359 attempts	2014
10.	183	300 attempts	1995

## COMPLETION PERCENTAGE

### SEASON

1.	.658	246 of 374	2015
2.	.647	301 of 465	2010
3.	.639	122 of 191	1979
4.	.635	299 of 471	2001
5.	.610	183 of 300	1995
6.	.608	247 of 406	2016
7.	.600	78 of 130	1986
8.	.593	272 of 459	2012
9.	.580	170 of 293	1971
10.	.574	116 of 202	1967

## PASSING YARDS

### GAME

1.	510	Texas A&M (30-51, 3 TD, 0 INT)	2011
2.	447	Missouri State (30-41, 3 TD, 1 INT)	2009
3.	442	at Ole Miss (33-45, 6 TD, 0 INT)	2015
4.	428	at Auburn (35-49, 5 TD, 2 INT)	2010
5.	419	Rutgers (20-39, 3 TD, 2 INT)	2012
6.	417	Vanderbilt (28-48, 3 TD, 0 INT)	2010
7.	412	Toledo (32-53, 0 TD, 1 INT)	2015
8.	408	Georgia (21-39, 5 TD, 0 INT)	2009
9.	406	Mississippi State (30-43, 7 TD, 0 INT)	2015
10.	405	Troy (23-30, 5 TD, 1 INT)	2009

### SEASON

1.	4,338	301 of 465	2010
2.	3,909	299 of 471	2011
3.	3,842	247 of 439	2009
4.	3,618	272 of 459	2012
5.	3,486	246 of 374	2015
6.	3,434	247 of 406	2016
7.	3,115	253 of 443	2008
8.	2,668	170 of 321	1998
9.	2,576	204 of 371	1999
10.	2,462	167 of 304	2003

## PASSING YARDS PER GAME

### SEASON

1.	333.7	4,338 in 13 games	2010
2.	301.5	3,618 in 12 games	2012
3.	300.7	3,909 in 13 games	2011
4.	278.8	3,624 in 13 games	2009
5.	268.2	3,486 in 13 games	2015
6.	264.2	3,434 in 13 games	2016
7.	259.6	3,115 in 12 games	2008
8.	242.5	2,668 in 11 games	1998
9.	234.2	2,576 in 11 games	1999
10.	225.5	2,448 in 11 games	1970



Behind quarterback **RYAN MALLET** in 2010, Arkansas led the SEC and ranked in the top six nationally in total passing yards (4,338), passing yards per game (333.7) and touchdown passes (36), all of which are program records.

## PASSING YARDS PER ATTEMPT

### SEASON

1.	9.45	112 for 1,058	1957
2.	9.43	130 for 1,226	1986
3.	9.33	465 for 4,338	2010
4.	9.32	374 for 3,486	2015
	9.32	120 for 1,118	1985
6.	8.99	403 for 3,624	2009
7.	8.96	164 for 1,470	1989
8.	8.70	180 for 1,566	1988
9.	8.62	284 for 2,448	1970
10.	8.46	406 for 3,434	2016

## TOUCHDOWN PASSES

### GAME

1.	7	Mississippi State	2015
2.	6	at Ole Miss	2015
	6	Pittsburg (Kan.) State	1936
4.	5	Kentucky	2012
	5	UTEP	2010
	5	at Auburn	2010
	5	Mississippi State	2009
	5	Troy	2009
	5	Georgia	2009
	5	Mississippi State	2007
	5	Vanderbilt	1994

### SEASON

1.	36		2010
2.	32		2009
3.	31		2015
4.	26		2016
	26		2011
	26		1998
7.	24		2007
8.	23		2012
	23		2006
10.	21		2014
	21		1999

## TOTAL PLAYS

GAME	PLAYS	YARDS	TD	YEAR
1. 110	Wichita State	63 rushes, 47 passes,	545 yards, 4 TD	1969
2. 107	Oklahoma State	77 rushes, 30 passes,	500 yds, 6 TD	1969
	at Rice	81 rushes, 26 passes,	620 yds, 5 TD	1981
4. 106	at Ole Miss	80 rushes, 26 passes,	531 yards, 8 TD	2001
5. 99	at Kentucky	71 rushes, 28 passes,	9 TD	2003
6. 98	at Texas A&M	39 rushes, 59 passes,	515 yards, 1 TD	2012
7. 97	at Houston	56 rushes, 41 passes,	TD	1990
	TCU	85 rushes, 12 passes,	610 yds, 6 TD	1980
9. 95	Texas Tech	60 rushes, 35 passes,	TD	1990
	TCU	75 rushes, 20 passes,	4 TD	1986

## SEASON

SEASON	RUSHES	PASSES	TD	YEAR	
1. 942	643 rushes,	299 passes,	40 TD	2002	
2. 938	625 rushes,	313 passes,	57 TD	2007	
3. 930	626 rushes,	304 passes,	54 TD	2003	
4. 923	517 rushes,	406 passes,	47 TD	2016	
5. 916	557 rushes,	359 passes,	52 TD	2014	
6. 893	644 rushes,	249 passes,	33 TD	1982	
7. 886	512 rushes,	374 passes,	62 TD	2015	
	886	421 rushes,	465 passes,	58 TD	2010
9. 883	412 rushes,	471 passes,	51 TD	2011	
10. 879	753 rushes,	126 passes,	34 TD	1987	

## TOTAL YARDS

GAME	YARDS	PLAYS	TD	YEAR
1. 859	Pittsburg (Kan.) State	594 rush, 265 pass,	86 plays, 8 TD	1936
2. 713	North Texas	446 rush, 267 pass,	80 plays, 8 TD	2007
3. 684	Nicholls	495 rush, 189 pass,	54 plays, 10 TD	2014
4. 661	at Mississippi State	357 rush, 304 pass,	67 plays, 8 TD	2016
5. 658	at TCU	296 rush, 362 pass,	83 plays, 7 TD	1970
6. 650	South Carolina	541 rush, 109 pass,	69 plays, 7 TD	2007
7. 647	Houston	391 rush, 256 pass,	TD	1989
8. 632	New Mexico	259 rush, 373 pass,	81 plays, 6 TD	2011
9. 620	UTEP	366 rush, 254 pass,	TD	1989
	at Rice	421 rush, 199 pass,	107 plays, 5 TD	1981

## SEASON

SEASON	RUSHING	PASSING	TD	YEAR
1. 6,273	1,935 rushing,	4,338 passing,	58 TD	2010
2. 6,051	2,565 rushing,	3,486 passing,	62 TD	2015
3. 5,850	3,725 rushing,	2,125 passing,	57 TD	2007
4. 5,695	1,786 rushing,	3,909 passing,	51 TD	2011
5. 5,607	3,145 rushing,	2,462 passing,	54 TD	2003
6. 5,569	2,135 rushing,	3,434 passing,	47 TD	2016
7. 5,555	1,713 rushing,	3,842 passing,	55 TD	2009
8. 5,292	3,199 rushing,	2,093 passing,	49 TD	2006
9. 5,278	2,834 rushing,	2,444 passing,	52 TD	2014
10. 5,042	1,424 rushing,	3,618 passing,	35 TD	2012

## TOTAL YARDS PER GAME

SEASON	YARDS PER GAME	IN	YEAR
1. 482.5	6,273 in	13 games	2010
2. 465.5	6,051 in	13 games	2015
3. 450.0	5,850 in	13 games	2007
4. 447.8	4,926 in	11 games	1989
5. 445.3	4,898 in	11 games	1971
6. 438.1	5,695 in	13 games	2011
7. 431.3	5,607 in	13 games	2003
8. 428.4	5,564 in	13 games	2016
9. 427.3	5,555 in	13 games	2009
10. 420.2	5,042 in	12 games	2012

## TOTAL YARDS PER PLAY

GAME	YARDS PER PLAY	YEAR
1. 12.67	Nicholls (54 for 684 yards)	2014
2. 10.76	Northwestern (La.) State (49 for 527 yards)	1947
3. 10.33	Eastern Michigan (57 for 589 yards)	2009
4. 9.99	Alcorn State (56 for 559 yards)	2016
	Pittsburg (Kan.) State (86 for 859 yards)	1936
6. 9.42	South Carolina (69 for 650 yards)	2007
7. 9.87	at Mississippi State (67 for 661 yards)	2016
8. 9.10	Troy (61 for 592 yards)	2009
9. 9.07	UTEP (54 for 490 yards)	2015
10. 8.95	Tennessee Tech (58 for 519 yards)	2010

## SEASON

SEASON	YARDS PER PLAY	YEAR
1. 7.08	886 for 6,273 yards	2010
2. 6.83	886 for 6,051 yards	2015
3. 6.66	834 for 5,555 yards	2009
4. 6.45	883 for 5,695 yards	2011
5. 6.29	841 for 5,292 yards	2006
6. 6.24	938 for 5,850 yards	2007
7. 6.10	826 for 5,042 yards	2012
8. 6.03	930 for 5,607 yards	2003
9. 6.00	923 for 5,569 yards	2016
10. 5.84	844 for 4,926 yards	1989

## RUSHING FIRST DOWNS

GAME	FIRST DOWNS	YEAR
1. 29	TCU	1980
2. 24	at Texas Tech	2014
	Oklahoma State	1969
4. 23	North Texas State	1971
5. 22	South Carolina	2007
	at Ole Miss	2001
7. 21	Northwestern (La.) State	1961
	at SMU	1959
9. 20	Missouri State	2005
	Rice	1956

## SEASON

SEASON	FIRST DOWNS	YEAR
1. 183		1989
	183	1987
3. 172		1978
4. 165		2007
5. 157		1986
	157	1985
7. 156		1975
8. 153		1974
9. 152		1971
10. 150		2002

## PASSING FIRST DOWNS

GAME	FIRST DOWNS	YEAR
1. 24	at Ole Miss	2015
2. 21	Mississippi State	2015
3. 20	Toledo	2015
4. 19	Mississippi State	2011
	Texas A&M	2011
	at Auburn	2010
	Louisiana Monroe	2010
	Troy	2009
	Missouri State	2009
10. 18	New Mexico	2011



Over the last two years under offensive coordinator **DAN ENOS**, Arkansas is one of two FBS programs to have a 3,000-yard passer and 1,300-yard rusher in 2015 and 2016.

## SEASON

SEASON	FIRST DOWNS	YEAR
1. 173		2010
2. 167		2015
3. 166		2011
4. 150		2016
5. 147		2009
6. 142		2012
7. 134		2008
8. 120		2014
9. 117		2003
10. 111		1999

## TOTAL FIRST DOWNS

GAME	FIRST DOWNS	YEAR
1. 37	at TCU	1980
2. 35	at Ole Miss	2015
3. 34	New Mexico	2011
	South Florida	2002
	Navy	1982
	at Rice	1981
	Oklahoma State	1969
8. 32	at Texas Tech	2014
	Ole Miss	2001
32	Wichita State	1969

## SEASON

SEASON	FIRST DOWNS	YEAR	
1. 305	129 rush, 167 pass, 9 penalty	2015	
2. 291	105 rush, 173 pass, 13 penalty	2010	
3. 288	116 rush, 150 pass, 22 penalty	2016	
	288	146 rush, 120 pass, 22 penalty	2014
5. 279	93 rush, 166 pass, 20 penalty	2011	
6. 273	165 rush, 97 pass, 11 penalty	2007	
	273	142 rush, 117 pass, 14 penalty	2003
8. 269	152 rush, 103 pass, 14 penalty	1971	
9. 261	183 rush, 69 pass, 9 penalty	1989	
10. 255	150 rush, 87 pass, 18 penalty	2002	



# TEAM PUNTING/RETURN/SCORING RECORDS

## TOTAL PUNTS

GAME			
1.	13	Oklahoma State	1946
2.	12	TCU (442 for 36.8 average)	1959
3.	11	at SMU (506 for 46.0 average)	1965
4.	10	at Auburn (415 for 41.5 average)	2016
	10	at Alabama (402 for 40.2 average)	2015
	10	at Alabama (358 for 35.8 average)	2009
	10	UNLV (434 for 43.4 average)	2001
	10	at Texas A&M (379 for 37.9 average)	1987
	10	Texas Tech (495 for 49.5 average)	1986
	10	at Rice (349 for 34.9 average)	1963
	10	Tulsa (301 for 30.1 average)	1961
	10	Texas (350 for 35.0 average)	1959
	10	at Baylor (330 for 33.0 average)	1955

### SEASON

1.	76	40.5 average	1992
2.	74	36.9 average	2002
3.	73	37.5 average	1955
4.	70	36.7 average	1957
5.	69	40.3 average	1996
6.	68	42.2 average	1991
	68	36.8 average	1958
	68	37.9 average	1949
9.	67	42.5 average	2001
	67	41.7 average	2000
	67	38.1 average	1950

## PUNTING YARDS

GAME			
1.	506	SMU (11 punts)	1965
2.	495	Texas Tech (10 punts)	1986
3.	442	TCU (12 punts)	1959
4.	434	UNLV (10 punts)	2001
5.	419	Texas A&M (8 punts)	1976
6.	415	at Auburn (10 punts)	2016
7.	402	at Alabama (10 punts)	2015
8.	401	Houston (8 punts)	1983
9.	389	Alabama (8 punts)	2002
10.	387	at Baylor (9 punts)	1986

### SEASON

1.	3,075	76 for 40.5 average	1992
2.	2,867	68 for 42.2 average	1991
3.	2,848	67 for 42.5 average	2001
4.	2,801	65 for 43.1 average	1976
5.	2,793	67 for 41.7 average	2000
6.	2,791	64 for 43.6 average	1983
7.	2,777	69 for 40.3 average	1996
8.	2,737	73 for 37.5 average	1955
9.	2,729	74 for 36.9 average	2002
10.	2,626	59 for 44.5 average	1949

## PUNTING AVERAGE

GAME			
1.	61.0	at Texas (3 punts)	1980
2.	59.0	at Baylor (2 punts)	1988
3.	58.3	Tulsa (3 punts)	2012
4.	54.0	Texas A&M (1 punt)	1959
5.	53.5	vs. South Carolina (4 punts)	2013
6.	52.8	Alabama (4 punts)	2016
7.	52.5	at TCU (2 punts)	1985
8.	52.4	Texas A&M (8 punts)	1976
9.	52.3	at Rice (3 punts)	1977
10.	52.0	Texas A&M (1 punt)	1959

### SEASON

1.	46.2	54 for 2,493 yards	1986
2.	45.3	53 for 2,400 yards	2001
3.	44.9	51 for 2,234 yards	1984
4.	44.7	54 for 2,416 yards	2012
5.	44.5	59 for 2,626 yards	2016
6.	44.3	48 for 2,127 yards	1977
7.	43.6	64 for 2,791 yards	1983
8.	43.3	54 for 2,340 yards	1980
9.	43.1	65 for 2,801 yards	1976
10.	43.0	37 for 1,590 yards	1975

## TOTAL PUNT RETURNS

GAME			
1.	9	North Texas (165 yards)	1971
	9	Rice (89 yards)	1964
3.	8	Missouri State (188 yards)	2011
	8	at Ole Miss (53 yards)	1985
	8	at Texas Tech (130 yards)	1979
	8	TCU (107 yards)	1967
	8	Tulsa (137 yards)	1961
8.	7	Baylor (110 yards)	1970
	7	Wichita State (159 yards)	1969
	7	TCU (59 yards)	1968
	7	Oklahoma State (33 yards)	1967
	7	Tulsa (95 yards)	1957

### SEASON

1.	45	700 yards	1950
2.	44	544 yards	1985
3.	43	319 yards	1982
	43	423 yards	1957
5.	41	300 yards	1992
6.	40	305 yards	1977
7.	37	439 yards	2002
	37	433 yards	1967
9.	36	247 yards	1994
	36	291 yards	1979

## PUNT RETURN YARDAGE

GAME			
1.	188	Missouri State (8 returns)	2011
2.	165	North Texas (9 returns)	1971
3.	159	Wichita State (7 returns)	1969
4.	144	Ole Miss (4 returns)	2010
5.	137	Tulsa (8 returns)	1961
6.	127	at Kentucky (5 returns)	2003
7.	110	Baylor (7 returns)	1970
8.	107	TCU (8 returns)	1967
9.	95	Tulsa (7 returns)	1957

### SEASON

1.	700	45 returns	1950
2.	544	44 returns	1985
3.	536	27 returns	1948
4.	534	32 returns	1964
5.	463	33 returns	1962
6.	441	34 returns	2003
7.	439	37 returns	2002
8.	433	37 returns	1967
9.	423	43 returns	1957
10.	421	26 returns	1963

## PUNT RETURN AVERAGE

SEASON			
1.	19.85	27 for 536 yards	1948
2.	16.69	32 for 534 yards	1964
3.	16.19	26 for 421 yards	1963
4.	15.96	25 for 399 yards	1955
5.	15.56	45 for 700 yards	1950
6.	15.55	20 for 311 yards	2010
7.	15.00	27 for 405 yards	1966
8.	14.75	28 for 413 yards	1960
9.	14.03	33 for 463 yards	1962
10.	13.67	12 for 164 yards	1954

## TOTAL KICKOFF RETURNS

GAME			
1.	10	at Auburn (179 yards)	2010
2.	8	Alabama (184 yards)	2008
	8	at LSU (103 yards)	2003
	8	Minnesota (128 yards)	2002
	8	at Tennessee (161 yards)	2000
	8	at Tulsa (222 yards)	1952
7.	7	at Alabama (129 yards)	2013
	7	at Mississippi State (108 yards)	2012
	7	LSU (109 yards)	2008
	7	Missouri (168 yards)	2007
	7	at Tennessee (117 yards)	2007
	7	at Georgia (125 yards)	2001
	7	Boise State (135 yards)	2000

### SEASON

1.	54	1,047 yards	2010
	54	1,283 yards	2009
3.	53	1,004 yards	1990
4.	52	1,104 yards	2008
5.	51	1,125 yards	2007
6.	44	872 yards	1952
7.	42	974 yards	2011
	42	872 yards	2002
9.	41	867 yards	2001
	41	688 yards	1987

## KICKOFF RETURN YARDAGE

GAME			
1.	222	at Tulsa (8 returns)	1952
2.	200	Hardin-Simmons (2 returns)	1958
3.	197	Alabama (6 returns)	2002
4.	194	Stanford (6 returns)	1970
5.	184	Alabama (8 returns)	2008
	184	Southern California (6 returns)	2005
7.	179	at Auburn (10 returns)	2010
8.	178	South Carolina (4 returns)	2011
9.	168	Missouri (7 returns)	2007
10.	163	Troy (4 returns)	2007

### SEASON

1.	1,283	54 returns	2009
2.	1,125	51 returns	2007
3.	1,104	52 returns	2008
4.	1,047	54 returns	2010
5.	1,004	53 returns	1990
6.	974	42 returns	2011
7.	965	33 returns	2005
8.	921	37 returns	2006
9.	872	42 returns	2002
	872	44 returns	1952

## KICKOFF RETURN AVERAGE

SEASON			
1.	29.20	33 for 965 yards	2005
2.	25.48	29 for 739 yards	1992
3.	25.70	24 for 617 yards	2014
4.	24.89	37 for 921 yards	2006
5.	24.74	19 for 470 yards	1962
6.	23.75	54 for 1283 yards	2009
7.	23.19	42 for 974 yards	2011
8.	23.00	26 for 598 yards	1986
9.	22.29	24 for 535 yards	1980
10.	22.26	23 for 512 yards	1971

## TOTAL POINTS

GAME			
1.	100	Southwest Missouri State (100-0)	1911
2.	82	Oklahoma Mines (82-0)	1916
3.	73	Nicholls (73-7)	2014
	73	Texas Southwestern (73-0)	1928
5.	72	Ouachita College (72-0)	1908
6.	71	at Kentucky (71-63 70T)	2003
7.	66	North Texas (66-7)	2007
8.	65	Drury College (65-6)	1911
9.	64	Northwestern (La.) State (64-0)	1947
10.	63	UT Martin (63-28)	2015
	63	Eastern Michigan (63-27)	2009
	63	Southeast Missouri State (63-7)	2006
	63	New Mexico State (63-13)	2004
	63	Pacific (63-14)	1988
	63	Hendrix State (63-0)	1933
	63	Henderson State (63-0)	1910

### SEASON

1.	485	13 games	2007
2.	478	13 games	2011
3.	474	13 games	2010
4.	468	13 games	2009
5.	467	13 games	2015
6.	436	13 games	2003
7.	415	13 games	2014
8.	404	14 games	2006
9.	402	11 games	1970
10.	394	13 games	2016

## POINTS PER GAME

SEASON			
1.	37.3	485 in 13 games	2007
2.	36.8	478 in 13 games	2011
3.	36.5	474 in 13 games	2010
	36.5	402 in 11 games	1970
5.	36.0	468 in 13 games	2009
6.	35.9	467 in 13 games	2015
7.	33.5	436 in 13 games	2003
8.	32.6	261 in 8 games	1916
9.	32.5	390 in 12 games	1998
10.	32.4	389 in 12 games	1977

## TOTAL TOUCHDOWNS

GAME			
1.	12	Oklahoma Mines	1916
2.	10	Nicholls (6 rush, 4 pass)	2014
	10	Northwestern (La.) State (9 rush, 1 pass)	1947
4.	9	UT Martin (6 rush, 3 pass)	2015
	9	New Mexico St. (5 rush, 3 pass, 1 blocked punt)	2004
	9	at Kentucky (5 rush, 3 pass, 1 blocked punt)	2003
	9	North Texas (7 rush, 2 pass)	1971
8.	8	Troy (3 rush, 5 pass)	2009
	8	Eastern Michigan (4 rush, 3 pass, 1 blocked punt)	2009
	8	North Texas (5 rush, 3 pass)	2007
	8	Southeast Missouri St. (5 rush, 3 pass)	2006
	8	Pittsburg (Kan.) St. (2 rush, 6 pass)	1936
	8	North Texas (7 rush, 1 pass)	1965
	8	Wichita State (3 rush, 3 pass, 1 Int. Ret., 1 punt ret.)	1970

### SEASON

1.	62		2015
	62		2007
3.	60		2010
	60		2009
5.	59		2011
6.	56		2014
	56		2003
8.	55		2006
9.	53		1970
10.	51		2016

## FIELD GOALS

SEASON			
1.	24		1988
2.	21		2011
3.	20		1989
4.	19		1981
	19		1979
	19		1977
7.	18		2002
8.	17		2007
	17		1998
	17		1992

## PATS

SEASON			
1.	58		2015
	58		2009
	58		2007
4.	56		2010
5.	55		2011
	52		2014
7.	50		2006
	50		2003
	50		1970
10.	45		2016

# TEAM MISCELLANEOUS RECORDS

## TOTAL PENALTIES

GAME	YARDS	OPPONENT	YEAR
1.	17	Air Force (144 yards)	1975
2.	15	Tulsa (120 yards)	1963
	15	Texas Tech (142 yards)	1957
4.	14	Texas A&M (112 yards)	2011
	14	at Georgia (97 yards)	2001
	14	at Texas A&M (100 yards)	1964
7.	13	Vanderbilt (130 yards)	2010
	13	Texas A&M (108 yards)	2010
	13	at Kentucky (102 yards)	2008
	13	Troy State (112 yards)	2002
	13	Utah State (112 yards)	1976
	13	Oklahoma State (155 yards)	1956

## TOTAL PENALTY YARDS

GAME	YARDS	OPPONENT	YEAR
1.	155	Oklahoma State (13)	1956
2.	144	Air Force (17)	1975
3.	142	Texas Tech (15)	1957
4.	132	at TCU (12)	1974
5.	130	Vanderbilt (13)	2010
6.	123	Wisconsin (12)	2006
7.	120	Tulsa (15)	1963
8.	119	TCU (12)	1971
9.	117	at Texas A&M (11)	1974
10.	115	Kentucky (12)	1998
	115	Tulsa (9)	1970

## HOGS BY THE NUMBERS

**Games played:** 1,235 in 123 seasons

**Games won:** 709

**Games lost:** 486

**Games tied:** 40

**Fayetteville:** 304-127-10 (.701)

**Little Rock:** 167-66-4 (.713)

**Donald W. Reynolds Razorback Stadium:**  
186-92-2 (.668)

**War Memorial Stadium:** 150-60-4 (.710)

**AT&T Stadium:** 4-3 (.571)

**Home:** 477-196-15 (.704)\*

**Road:** 193-233-22 (.455)

**Neutral:** 38-57-3 (.403)

**Overtime Games:** 12-6 (.666)

**SEC record:** 90-108-2 (.455)

**Final Southwest Conference record:**  
249-195-16 (.559)

**National championships:** 1; 1964  
(FWAA and Helms Athletic Foundation)

**SWC championships:** 13; 1936, 1946, 1954, 1959,  
1960, 1961, 1964, 1965, 1968, 1975, 1979, 1988, 1989

**SEC Western Division championships:** 4; 1995,  
1998, 2002, 2006

**Longest winning streak:** 22, 1963-65

**Longest string of games without defeat:**  
22, 1963-65

**Undefeated seasons:** 2; 1909, 1964

**Untied, unbeaten seasons:** 2; 1909, 1964

**Undefeated SWC seasons:** 4; 1920, 1964, 1965, 1988

**Untied, unbeaten SWC seasons:** 3; 1964, 1965, 1988

**Most victories in one season:** 11; 1964, 1977, 2011

**Highest game score by Arkansas:** 100 (SMS, 1911)

**Highest game score by opponent:**  
103 (Oklahoma, 1918)

**Largest victory margin:** 100 (100-0, SMS, 1911)

**Largest defeat margin:** 103 (103-0, Oklahoma, 1918)

**Most teams held scoreless by Arkansas:** 6, 1923

**Fewest games played by Arkansas:** 1, 1895

**Most games played by Arkansas:** 14, 2002, 2006

**Consecutive games scoring streak:** 188, 1995-2012

**Consecutive passes without an interception:**  
166, Texas A&M-South Carolina, 2011  
Arkansas has 205 shutouts in 121 years

*\*Arkansas' home record also includes a 6-3-1 mark in games played in Fort Smith, Ark. and a 1-0 mark in games played in Texarkana, Ark.*



Behind quarterback **BRANDON ALLEN**, Arkansas set a program record with four 50-point scoring performances in 2015, including a record three in SEC play. In the four games against Auburn (54), UT Martin (63), Ole Miss (53) and Mississippi State (50), Allen went a combined 96-of-138 for 1,346 yards and 18 touchdowns through the air.



# TEAM RUSHING DEFENSE RECORDS

## RUSHING ATTEMPTS

GAME			
1.	15	at South Carolina (51 yards)	2006
	15	South Florida (48 yards)	2002
	15	Auburn (91 yards)	1995
4.	16	at Texas A&M (32 yards)	1966
5.	17	Baylor (89 yards)	1964
	17	Missouri Mines (32 yards)	1943
7.	18	Texas (2 yards)	2014
	18	at Rice (15 yards)	1981
	18	North Texas (14 yards)	1965
10.	19	at Memphis (51 yards)	1998

SEASON			
1.	355	(765 yards)	1965
2.	377	(1,294 yards)	1989
3.	382	(907 yards)	1962
4.	388	(997 yards)	1966
5.	390	(1,050 yards)	1998
6.	392	(1,136 yards)	1999
7.	393	(1,198 yards)	1987
8.	394	(1,010 yards)	1988
9.	400	(970 yards)	1964
10.	403	(1,514 yards)	2015
	403	(1,879 yards)	2005
	403	(1,441 yards)	1986

## RUSHING YARDS

GAME			
1.	-27	Texas (25 rushes)	1999
2.	-25	at Texas Tech (39 rushes)	1981
3.	-23	Tulsa (35 rushes)	1973
4.	-20	Pittsburg (Kan.) State (42 rushes)	1936
5.	-19	Oklahoma State (22 rushes)	1969
6.	-15	at Texas A&M (46 rushes)	1970
7.	-9	SMU (22 rushes)	1950
8.	-5	Wisconsin (28 rushes)	2006
9.	-2	Northwestern (La.) State (23 rushes)	1947
10.	2	Texas (18 rushes)	2014

SEASON			
1.	756	355 rushes	1965
2.	907	382 rushes	1962
3.	970	400 rushes	1964
4.	997	388 rushes	1966
5.	1,010	394 rushes	1988
6.	1,050	390 rushes	1998
7.	1,064	420 rushes	1982
8.	1,131	342 rushes	1996
9.	1,136	392 rushes	1999
10.	1,145	428 rushes	1961

## RUSHING YARDS PER GAME

SEASON			
1.	75.6	756 yards in 10 games	1965
2.	90.7	907 yards in 10 games	1962
3.	91.8	1,010 yards in 11 games	1988
4.	95.5	1,050 yards in 11 games	1998
5.	96.7	1,064 yards in 11 games	1982
6.	97.0	970 yards in 10 games	1964
7.	99.7	997 yards in 10 games	1966
8.	99.8	1,198 yards in 12 games	1987



The Razorback defense moved into the record books following Arkansas' 31-7 Texas Bowl win over Texas in 2014. The Razorbacks allowed just two rushing yards against the Longhorns, the 10th-best performance in school history. The 0.11 yards per rush allowed also cracked the top 10.

9.	102.8	1,131 yards in 11 games	1996
10.	103.3	1,136 yards in 11 games	1999

## YARDS PER RUSH

GAME			
1.	-1.08	Texas, (25 for -27 yards)	1999
2.	-0.86	Oklahoma State (22 for -19 yards)	1969
3.	-0.66	Tulsa (35 for -23 yards)	1973
4.	-0.64	at Texas Tech (39 for -25 yards)	1981
5.	-0.48	Pittsburg (Kan.) State (42 for -20 yards)	1936
6.	-0.41	SMU (22 for -9 yards)	1950
7.	-0.33	Texas A&M (46 for -15 yards)	1970
8.	-0.18	Wisconsin (28 for -5 yards)	2006
9.	-0.09	Northwestern (La.) State (23 for -2 yards)	1947
10.	0.11	Texas (18 for 2 yards)	2014

SEASON			
1.	2.13	355 for 756 yards	1965
2.	2.37	382 for 907 yards	1962
3.	2.43	400 for 970 yards	1964
4.	2.53	420 for 1,064 yards	1982
5.	2.56	394 for 1,010 yards	1988
6.	2.57	388 for 997 yards	1966
7.	2.66	461 for 1,226 yards	1951
8.	2.67	468 for 1,250 yards	1978
9.	2.68	428 for 1,145 yards	1961
10.	2.69	390 for 1,050 yards	1998

# TEAM PASSING DEFENSE RECORDS

## PASS ATTEMPTS

### GAME

1.	1	at Rice (1 comp)	1961
2.	3	at Texas (1 comp)	1976
	3	at Texas (1 comp)	1972
4.	4	at SMU (0 comp)	1975
5.	5	at TCU (3 comp)	1979
	5	at Texas (3 comp)	1970
	5	Oklahoma State (0 comp)	1953
8.	6	Texas A&M (5 comp)	1976
	6	at Oklahoma State (3 comp)	1975
	6	at Texas A&M (3 comp)	1960
	6	TCU (4 comp)	1955

### SEASON

1.	121	57 completions	1961
	121	54 completions	1960
3.	122	48 completions	1954
4.	144	70 completions	1957
	144	73 completions	1953
6.	149	58 completions	1955
7.	161	72 completions	1948
8.	162	61 completions	1950
9.	163	79 completions	1947
10.	164	84 completions	1959

## PASS COMPLETIONS

### GAME

1.	0	at SMU (4 attempts)	1975
	0	Oklahoma State (5 attempts)	1960
	0	at Texas A&M (8 attempts)	1956
	0	Ole Miss (8 attempts)	1956
	0	Oklahoma State (7 attempts)	1953
	0	at Rice (8 attempts)	1943

### SEASON

1.	48	122 attempts	1954
2.	54	121 attempts	1960
3.	57	121 attempts	1961
4.	58	149 attempts	1955
5.	61	162 attempts	1950
6.	70	144 attempts	1957
7.	72	161 attempts	1948
8.	73	144 attempts	1953
9.	75	192 attempts	1974
10.	77	166 attempts	1964

## COMPLETION PERCENTAGE

### SEASON

1.	.377	61 of 162	1950
2.	.389	58 of 149	1955
3.	.391	75 of 192	1974
4.	.393	48 of 122	1954
5.	.415	98 of 236	1949
6.	.430	80 of 156	1951
7.	.432	98 of 227	1977
8.	.441	87 of 197	1975
9.	.446	54 of 121	1960
10.	.447	72 of 161	1948



**BROOKS ELLIS** was one of four Razorbacks to return an interception for a touchdown in 2016, good for the program's most INTs for TDs dating back to at least 1985.

## PASSING YARDS

### GAME

1.	0	at SMU (0-for-4)	1975
	0	Oklahoma State (0-for-7)	1960
	0	at Texas A&M (0-for-8)	1956
	0	Ole Miss (0-for-8)	1956
	0	Oklahoma State (0-for-5)	1953
	0	NW Louisiana State	1947
	0	at Rice (0-for-8)	1943
8.	3	Pittsburg (Kan.) State (1-for-14)	1936
9.	6	Houston (1-for-13)	1977
	6	at Rice (1-for-1)	1961

### SEASON

1.	538	48 for 122	1954
2.	629	57 for 121	1961
3.	641	54 for 121	1960
4.	797	58 for 148	1955
5.	835	77 for 166	1964
6.	839	72 for 161	1948
7.	866	79 for 163	1947
8.	949	84 for 164	1959
9.	958	73 for 144	1953
10.	964	87 for 185	1956

## PASSING TOUCHDOWNS

### SEASON

1.	1	1977
2.	2	1973
3.	3	1975
	3	1969
	3	1964
	3	1960
	3	1959
8.	4	1982
	4	1979
	4	1966

## MOST INTERCEPTIONS

### GAME

1.	9	SMU	1970
2.	8	at SMU	1951
3.	7	at Texas Tech	1968
	7	Rice	1966
5.	6	Mississippi State	2003
	6	at Baylor	1965
	6	at TCU	1964
	6	Tulsa	1963
9.	5	Florida International	2007
	5	Louisiana Monroe	2006
	5	Wichita State	1970
	5	Texas Tech	1969
	5	Texas	1955
	5	at Rice	1949

## INTERCEPTION RETURN YARDS

### GAME

1.	136	Ole Miss (3 returns)	2014
2.	129	at Mississippi State (2 returns)	2006
3.	114	Tulsa (6 returns)	1963
4.	109	at Texas (2 returns)	1956
5.	105	at Auburn (2 returns)	2001
6.	100	North Texas (2 returns)	2007
7.	94	SMU (9 returns)	1970
8.	90	at Texas Tech (7 returns)	1968



# TEAM DEFENSE RECORDS

## FEWEST TOTAL PLAYS

GAME			
1.	24	Northwestern (La.) State	1947
2.	39	at Rice	1981
	39	at Rice	1961
4.	40	Kentucky	2012
	40	Baylor	1964
	40	Abilene Christian	1948
7.	41	Tulsa	1961
8.	42	Southwest Missouri State	2000
	42	at TCU	1964
	42	Texas Tech	1959

### SEASON

1.	549	428 rush, 121 pass	1961
2.	553	432 rush, 121 pass	1960
3.	566	400 rush, 166 pass	1964
4.	581	382 rush, 199 pass	1962
5.	592	431 rush, 161 pass	1948
6.	610	446 rush, 164 pass	1959
7.	616	421 rush, 195 pass	1963
8.	645	496 rush, 149 pass	1955
9.	646	355 rush, 291 pass	1965
10.	647	461 rush, 186 pass	1951

## FEWEST TOTAL YARDS

GAME			
1.	-17	Pittsburg (Kan.) State (-20 rushing, 3 passing)	1936
2.	-2	Northwestern (La.) State (-2 rushing, 0 passing)	1947
3.	40	Abilene Christian (26 rushing, 14 passing)	1948
4.	59	Texas (2 rushing, 57 passing)	2014
5.	64	Northwestern (La.) State (32 rushing, 32 passing)	1946
6.	65	TCU (28 rushing, 37 passing)	1982
7.	74	Northwestern (La.) State (52 rushing, 22 passing)	1961
8.	77	at Rice (71 rushing, 6 passing)	1961
9.	78	Oklahoma State (-19 rushing, 97 passing)	1969
10.	83	Tulsa (62 rushing, 21 passing)	1961

### SEASON

1.	1,774	1,145 rushing, 629 passing	1961
2.	1,805	970 rushing, 835 passing	1964
3.	1,971	1,330 rushing, 641 passing	1960
4.	2,001	907 rushing, 1,094 passing	1962
5.	2,136	1,297 rushing, 839 passing	1948
6.	2,209	1,177 rushing, 1,032 passing	1963
7.	2,417	1,468 rushing, 949 passing	1959
8.	2,418	1,226 rushing, 1,192 passing	1951
9.	2,456	756 rushing, 1,700 passing	1965
10.	2,504	997 rushing, 1,507 passing	1966

## FEWEST YARDS PER GAME

SEASON			
1.	177.4	1,774 in 10 games	1961
2.	180.5	1,805 in 10 games	1964
3.	197.1	1,971 in 10 games	1960
4.	200.1	2,001 in 10 games	1962
5.	213.6	2,136 in 10 games	1948
6.	220.9	2,209 in 10 games	1963
7.	241.7	2,417 in 10 games	1959
8.	241.8	2,418 in 10 games	1951
9.	244.1	2,441 in 11 games	1978
10.	245.6	2,456 in 10 games	1965

## RUSHING FIRST DOWNS ALLOWED

GAME			
1.	0	Northwestern (La.) State	1947
2.	1	Texas	2014
	1	Wisconsin	2006
	1	Southwest Missouri State	2006
	1	Tulsa	1966
	1	Texas A&M	1965
	1	Texas A&M	1963
	1	at TCU	1964
9.	2	Louisiana Monroe	2008
	2	at Ole Miss	2005
	2	at Georgia	2005
	2	at Mississippi State	2000
	2	Southwest Missouri State	2000
	2	TCU	1982
	2	North Texas	1965
	2	at Baylor	1965
	2	Tulsa	1965

### SEASON

1.	53	1965
2.	56	1962
3.	60	1964
	60	1951
5.	65	1985
6.	66	1988
7.	68	1963
	68	1961
	68	1948

## PASSING FIRST DOWNS ALLOWED

GAME			
1.	0	Chattanooga	2007
	0	Tulsa	1981
	0	Houston	1977
	0	at SMU	1975
	0	Rice	1964
	0	Oklahoma State	1961
	0	Rice	1960
	0	Oklahoma State	1960
	0	Texas A&M	1956
	0	Ole Miss	1956
	0	Oklahoma State	1953
	0	NW (La.) State	1947
	0	Rice	1943

## TOTAL FIRST DOWNS ALLOWED

GAME			
1.	0	Northwestern (La.) State	1947
2.	2	TCU	1982
3.	4	at Rice	1981
4.	5	at Texas A&M	1962
	5	at Rice	1961
	5	at Northwestern (La.) State	1961
	5	Tulsa	1961

### SEASON

1.	104	60 rush, 38 pass, 6 penalty	1951
2.	106	68 rush, 32 pass, 6 penalty	1961
3.	114	68 rush, 41 pass, 5 penalty	1948
4.	117	60 rush, 43 pass, 14 penalty	1964
5.	121	56 rush, 56 pass, 9 penalty	1962
6.	122	81 rush, 32 pass, 9 penalty	1960
	122	86 rush, 28 pass, 8 penalty	1950
8.	129	68 rush, 50 pass, 10 penalty	1963
9.	135	61 rush, 68 pass, 6 penalty	1982
	135	NA rush, 46 pass, NA penalty	1947

## POINTS ALLOWED

GAME			
1.	0	205 times (Most recent: Ole Miss, 2014)	

### SEASON

1.	61	11 games	1933
2.	64	11 games	1964
3.	69	10 games	1924
4.	73	10 games	1966
5.	76	10 games	1934
6.	87	11 games	1960
	87	10 games	1936
8.	88	10 games	1926
9.	89	10 games	1937
10.	92	11 games	1946

## MOST SACKS

### SEASON

1.	40	308	1998
2.	39	N/A	1988
3.	37	229	2010
	37	262	2006
	37	287	1995
6.	33	248	2005
	33	249	1994
	33	248	1989
	33	N/A	1985
10.	31	224	1999
	31	200	1992

## MOST TACKLES FOR LOSS

### SEASON

1.	103	491	1998
2.	95	378	2010
	95	470	2006
4.	91	389	1999
	91	393	1978
6.	89	262	2001
7.	87	348	2002
8.	86	373	2007
	86	405	2005
10.	85	339	2009
	85	247	2003

# OFFENSIVE STATISTICS

Bowl game statistics not counted from 1947-2001. Bowl game statistics included from 2002-present.

YEAR	G	1ST DN	RUSH ATT	RUSH YDS	RUSH TD	PASS CMP	PASS ATT	PASS YDS	CMP PCT	PASS TD	INT	TOT OFF	TOT PTS	PUNT	PUNT AVG
1947	10	102	—	1,733	—	53	111	818	.477	—	—	2,551	191	—	35.8
1948	10	112	441	1,994	25	48	102	784	.471	9	10	2,778	227	66	38.4
1949	10	117	473	2,076	19	53	133	649	.398	6	18	2,725	167	68	37.9
1950	10	145	487	1,776	18	91	226	1,170	.403	5	26	2,946	156	67	38.1
1951	10	144	527	1,842	17	86	210	1,105	.410	8	21	2,947	178	64	37.1
1952	10	148	474	1,589	16	91	226	1,228	.403	8	22	2,817	166	57	37.2
1953	10	127	366	1,149	8	91	186	1,233	.489	9	13	2,382	116	59	37.1
1954	10	120	397	1,585	20	62	118	875	.525	8	10	2,460	189	60	39.7
1955	10	117	474	1,854	14	42	89	531	.472	4	8	2,385	126	73	37.5
1956	10	137	498	2,343	22	28	78	381	.359	2	8	2,724	160	52	37.1
1957	10	146	504	2,046	22	63	112	1,058	.563	6	6	3,104	187	70	36.7
1958	10	121	454	1,814	19	46	117	562	.393	3	10	2,376	147	68	36.8
1959	10	148	512	2,106	17	45	90	532	.500	4	13	2,638	149	53	36.6
1960	10	147	506	1,670	12	53	126	968	.421	12	9	2,638	179	58	33.9
1961	10	164	535	2,189	17	49	113	726	.434	8	10	2,915	180	49	36.0
1962	10	190	570	2,412	28	81	147	1,158	.551	11	7	3,570	286	45	35.2
1963	10	140	464	1,457	19	71	170	980	.418	7	10	2,485	179	60	37.4
1964	10	151	517	1,913	23	65	127	826	.512	6	8	2,739	221	51	36.1
1965	10	191	515	2,262	34	89	176	1,341	.506	10	8	3,603	324	57	40.5
1966	10	156	469	1,677	22	80	159	1,160	.503	8	7	3,837	218	53	39.6
1967	10	168	473	1,546	16	116	202	1,589	.574	11	14	3,135	200	64	35.1
1968	10	220	518	1,982	30	138	248	1,720	.556	13	10	3,702	334	55	39.9
1969	11	237	560	2,122	33	145	272	1,927	.533	12	7	4,049	353	52	37.5
1970	11	240	571	2,116	<b>35</b>	160	284	2,448	.563	15	15	4,564	402	40	36.5
1971	11	269	582	2,571	32	170	293	2,327	.580	11	16	4,898	343	46	34.0
1972	11	216	544	2,033	20	128	273	1,665	.469	9	17	3,698	228	62	35.1
1973	11	173	586	2,206	14	82	165	1,029	.497	3	13	3,235	124	63	36.7
1974	11	186	674	2,898	31	40	96	619	.417	6	5	3,517	285	54	39.4
1975	11	216	659	3,523	33	53	116	837	.457	5	9	4,360	305	<b>37</b>	43.0
1976	11	156	585	2,364	22	38	104	666	.365	3	8	3,030	220	65	43.1
1977	11	213	604	3,011	30	98	194	1,531	.505	13	12	4,542	358	48	44.3
1978	11	241	677	3,119	34	85	157	1,148	.541	6	9	4,267	326	55	40.4
1979	11	210	586	2,428	17	122	191	1,563	.639	11	9	3,991	275	55	40.8
1980	11	192	592	2,318	20	109	201	1,377	.542	7	11	3,695	238	54	43.3
1981	11	225	597	2,553	20	132	249	1,664	.530	11	13	4,217	298	64	38.7
1982	11	236	644	2,348	22	116	249	1,837	.466	11	16	4,185	275	61	41.0
1983	11	199	518	1,506	13	141	260	1,844	.542	9	9	3,350	204	64	43.6
1984	11	210	640	2,420	20	117	211	1,686	.555	11	15	4,106	253	51	43.8
1985	11	209	685	2,922	29	61	120	1,118	.508	7	4	4,040	305	54	42.6
1986	11	221	668	2,721	30	78	130	1,226	.600	7	<b>2</b>	3,947	303	54	<b>46.2</b>
1987	12	240	<b>753</b>	3,196	31	72	126	940	.571	3	7	4,136	283	60	39.3
1988	11	226	631	2,714	31	90	180	1,566	.500	5	5	4,280	346	53	41.6
1989	11	261	680	3,456	34	91	164	1,470	.555	7	11	4,926	358	38	37.1
1990	11	234	553	2,112	14	124	245	1,958	.506	18	10	4,070	263	60	36.5
1991	11	176	538	2,029	6	83	201	1,016	.413	8	12	3,045	160	68	42.2
1992	11	145	415	1,131	7	148	302	1,528	.490	6	12	2,659	172	76	40.5
1993	11	200	498	2,123	14	114	233	1,354	.489	6	10	3,477	165	56	37.7
1994	11	197	513	1,866	12	132	249	1,796	.530	14	10	3,662	212	56	39.1
1995	12	224	546	1,855	20	183	300	2,206	.610	12	11	4,061	274	59	39.6
1996	11	193	486	1,695	15	127	263	1,572	.483	6	15	3,267	174	69	40.3
1997	11	168	344	622	7	177	370	2,381	.478	12	15	3,003	181	71	41.3
1998	11	223	431	1,665	18	170	321	2,668	.530	26	8	4,333	359	50	38.1
1999	11	201	363	1,491	16	204	371	2,576	.550	21	13	4,067	326	51	39.3
2000	11	198	425	1,653	18	178	352	1,916	.506	14	15	3,569	264	67	41.7
2001	11	198	494	1,950	23	133	268	1,613	.496	10	11	3,563	291	67	42.5
2002	<b>14</b>	255	643	3,065	22	148	299	1,885	.495	18	13	4,950	370	74	36.9
2003	13	273	626	3,145	34	167	304	2,462	.549	20	9	5,607	436	54	39.3
2004	11	216	467	2,061	22	162	286	2,316	.566	19	13	4,377	328	54	37.8
2005	11	208	481	2,386	19	150	280	1,581	.536	13	12	3,967	283	50	41.8
2006	<b>14</b>	250	539	3,199	26	154	302	2,093	.510	23	18	5,292	404	63	36.9
2007	13	273	625	<b>3,725</b>	33	179	313	2,125	.572	24	11	5,850	<b>485</b>	61	40.0
2008	12	232	378	1,362	13	253	443	3,115	.571	19	18	4,477	263	58	42.6
2009	13	254	395	1,713	23	247	439	3,842	.563	32	9	5,555	468	65	37.8
2010	13	291	421	1,935	22	<b>301</b>	465	<b>4,338</b>	.647	<b>36</b>	15	<b>6,273</b>	474	54	41.8
2011	13	279	412	1,786	25	299	<b>471</b>	3,909	.635	26	7	5,695	478	53	45.3
2012	12	253	367	1,424	12	272	459	3,618	.593	23	16	5,042	282	54	44.7
2013	12	222	474	2,504	14	150	301	1,783	.498	15	11	4,286	248	53	44.5
2014	13	288	557	2,834	31	199	359	2,444	.554	21	6	5,278	415	59	40.1
2015	13	<b>305</b>	512	2,565	31	246	374	3,486	<b>.658</b>	31	8	6,051	467	44	40.3
2016	13	288	517	2,135	21	247	406	3,434	.608	26	15	5,569	394	59	44.5

Bold indicates all-time best





# DEFENSIVE STATISTICS

Bowl game statistics not counted from 1947-2001. Bowl game statistics included from 2002-present.

YEAR	G	1ST DN	RUSH ATT	RUSH YDS	RUSH TD	PASS CMP	PASS ATT	PASS YDS	CMP PCT	PASS TD	INT	TOT OFF	TOT PTS	PUNT	PUNT AVG
1947	10	135	—	1,709	—	79	163	866	.485	—	—	2,575	145	—	37.1
1948	10	114	431	1,297	—	72	161	839	.447	—	15	2,136	136	71	35.6
1949	10	152	452	1,541	—	98	236	1,407	.415	—	32	2,948	175	66	35.7
1950	10	122	491	1,886	—	61	162	1,068	.377	—	13	2,954	163	82	37.7
1951	10	<b>104</b>	461	1,226	—	80	186	1,192	.430	—	13	2,418	162	80	37.1
1952	10	196	604	2,131	—	96	209	1,599	.459	—	13	3,730	282	43	34.7
1953	10	156	526	2,102	—	73	144	958	.507	—	9	3,060	161	53	34.6
1954	10	156	544	2,260	—	48	122	<b>538</b>	.393	—	17	2,798	90	43	<b>33.8</b>
1955	10	145	496	1,785	—	58	149	797	.389	—	18	2,582	115	58	37.9
1956	10	171	544	2,066	—	87	185	964	.470	—	14	3,030	155	47	36.6
1957	10	153	535	1,880	—	70	144	976	.486	—	8	2,856	134	69	38.9
1958	10	167	487	1,836	—	103	210	1,147	.490	—	12	2,983	150	49	36.3
1959	10	139	446	1,468	10	84	164	949	.512	3	10	2,417	94	56	34.7
1960	10	122	432	1,330	7	<b>54</b>	<b>121</b>	641	.446	3	12	1,971	80	52	38.8
1961	10	106	428	1,145	7	57	<b>121</b>	629	.471	5	10	<b>1,774</b>	87	68	35.5
1962	10	121	382	907	9	95	199	1,094	.477	5	11	2,001	88	60	37.8
1963	10	129	421	1,177	7	89	195	1,032	.456	6	15	2,209	96	63	37.0
1964	10	117	400	970	5	77	166	835	.464	3	15	1,805	<b>57</b>	69	37.1
1965	10	148	<b>355</b>	<b>756</b>	8	154	291	1,700	.529	5	24	2,456	104	61	38.2
1966	10	150	388	997	6	138	288	1,507	.479	4	23	2,504	73	63	39.3
1967	10	160	472	1,415	14	117	230	1,346	.509	6	15	2,761	149	74	38.1
1968	10	204	430	1,380	10	175	312	2,093	.561	16	20	3,473	187	51	38.5
1969	10	151	408	1,202	—	138	297	1,553	.465	3	13	2,755	76	—	38.4
1970	11	170	503	1,353	—	131	278	1,585	.471	5	<b>32</b>	2,938	144	67	37.0
1971	11	140	479	1,419	7	112	239	1,334	.469	11	24	2,753	155	<b>86</b>	37.4
1972	11	176	580	2,344	23	90	197	1,270	.457	5	15	3,614	227	70	37.2
1973	11	177	570	2,208	18	103	190	1,315	.542	2	10	3,523	184	63	37.4
1974	11	169	554	2,024	11	75	192	1,082	.391	5	9	3,106	164	61	39.3
1975	11	190	604	2,086	11	87	197	1,131	.442	3	10	3,217	113	65	38.8
1976	11	186	536	1,719	12	119	224	1,562	.531	11	16	3,281	204	66	41.3
1977	11	165	539	1,741	10	98	227	984	.432	1	17	2,725	95	81	40.7
1978	11	156	468	1,250	10	116	238	1,435	.487	8	11	2,685	137	82	41.9
1979	11	183	519	2,162	7	103	220	1,280	.468	4	13	3,442	108	63	42.8
1980	11	192	556	2,195	22	106	219	1,407	.484	7	7	3,602	221	71	36.8
1981	11	175	467	1,429	11	145	282	1,793	.514	10	17	3,312	188	71	41.7
1982	11	135	420	1,064	8	126	270	1,670	.467	4	14	2,734	115	83	41.9
1983	11	187	510	2,033	15	124	238	1,706	.521	7	13	3,739	172	59	41.1
1984	11	156	417	1,616	8	150	294	1,883	.510	6	15	3,219	138	65	39.8
1985	11	169	425	1,278	2	158	319	1,983	.495	10	20	3,261	129	65	41.5
1986	11	179	403	1,441	10	171	321	1,790	.533	6	22	3,231	142	53	43.3
1987	12	208	393	1,198	9	230	425	2,677	.541	13	22	3,875	199	61	38.2
1988	11	179	394	1,010	12	203	340	2,230	.597	9	21	3,240	173	66	40.2
1989	11	206	377	1,294	8	198	347	2,395	.571	14	15	3,689	199	55	40.0
1990	11	254	475	1,996	17	190	286	2,430	.664	23	6	4,426	360	45	40.9
1991	11	217	467	1,833	16	182	317	2,175	.574	5	17	4,008	179	53	37.2
1992	11	199	495	1,905	14	160	275	1,720	.582	7	17	3,625	209	66	38.9
1993	11	223	463	1,853	13	171	302	2,072	.566	7	13	3,925	208	48	39.1
1994	11	185	442	1,634	14	153	282	1,929	.543	10	6	3,563	213	68	38.6
1995	12	236	424	1,251	15	225	392	2,659	.574	16	16	3,910	263	61	38.8
1996	11	194	379	1,131	12	186	336	2,505	.554	21	11	3,636	267	64	41.7
1997	11	210	419	1,449	12	190	348	2,419	.546	21	9	3,868	284	59	38.2
1998	11	191	390	1,050	6	193	368	2,320	.524	14	17	3,370	182	65	42.5
1999	11	187	392	1,109	14	180	340	2,218	.529	12	12	3,354	208	66	42.2
2000	11	175	412	1,530	15	143	302	1,683	.474	14	10	3,213	258	75	37.5
2001	11	208	420	1,615	13	193	357	2,502	.541	19	17	4,117	269	60	39.7
2002	<b>14</b>	267	504	1,590	11	267	483	3,283	.553	17	19	4,873	277	69	38.8
2003	13	249	505	2,041	14	213	399	2,431	.534	17	17	4,472	305	66	39.2
2004	11	209	435	1,983	15	172	287	2,386	.599	18	6	4,369	270	57	40.0
2005	11	202	403	1,458	13	171	336	2,303	.509	20	12	3,761	271	63	40.2
2006	<b>14</b>	243	461	1,604	10	215	433	2,591	.497	20	16	4,195	256	82	38.3
2007	13	271	503	2,083	18	220	484	2,670	.455	21	20	4,753	345	82	38.2
2008	12	229	461	2,049	20	185	347	2,453	.533	22	11	4,502	374	51	41.8
2009	13	267	501	1,985	15	239	404	3,230	.592	22	13	5,215	326	63	39.4
2010	13	236	522	2,114	21	187	340	2,409	.550	13	11	4,523	304	72	42.1
2011	13	244	505	2,179	21	232	407	2,538	.570	12	12	4,717	289	84	40.0
2012	12	257	440	1,489	21	262	419	3,430	.625	24	6	4,919	365	62	40.9
2013	12	266	458	2,141	21	231	356	2,820	.649	25	8	4,961	369	48	41.9
2014	13	225	429	1,490	11	217	392	2,714	.550	33	12	4,204	250	66	42.8
2015	13	261	403	1,514	25	280	436	3,577	.642	18	11	5,091	356	52	41.8
2016	13	224	452	2,986	39	218	370	2,875	.589	12	10	5,546	404	61	42.5

**Bold indicates all-time best**



NCAA LEADERS

PASSING

Year	Player	Cl.	G	Att	Comp	Int	Pct	Yds	TD
1939	Kay Eakin	Sr.	10	193	78	18	.404	962	5

RECEIVING

Year	Player	Cl.	G	Rec	Yds	TD
1937	Jim Benton	Sr.	10	47	754	7

FIELD GOALS

Year	Player	Cl.	G	FG	FGA	Pct
1988	Kendall Trainor	Sr.	11	24	27	.889
1981	Bruce Lahay	Sr.	11	19	24	.792
1979	Ish Ordonez	Jr.	11	18	22	.818

PUNTING

Year	Player	Cl.	G	No.	Yds	Avg
1986	Greg Horne	Sr.	11	49	2,313	47.2
1980	Steve Cox	Sr.	11	47	2,186	46.5
1943	Harold Cox	Fr.	8	37	1,518	41.0

PUNT RETURNS

Year	Player	Cl.	No.	Yds	Avg
1964	Ken Hatfield	Sr.	31	518	16.7
1963	Ken Hatfield	Jr.	21	350	16.7
1961	Lance Alworth	Sr.	28	336	12.0
1960	Lance Alworth	Jr.	18	307	17.1

INTERCEPTION RETURNS

Year	Player	Cl.	No.	Yds	Avg
1949	Jim Rinehart	So.	10	106	10.6

SEC LEADERS

RUSHING

Year	Player	YPG
2007	Darren McFadden	140.8
2006	Darren McFadden	117.6
2003	Cedric Cobbs	110.0

PASSING

Year	Player	YPG
2012	Tyler Wilson	307.9
2011	Tyler Wilson	279.8
2010	Ryan Mallett	297.6
2009	Ryan Mallett	278.8

RECEPTIONS

Year	Player	RPG
2012	Cobi Hamilton	7.5

RECEIVING YARDS

Year	Player	YPG
2012	Cobi Hamilton	111.2
2011	Jarius Wright	93.1

YDS PER RECEPTION

Year	Player	YPR
1998	Anthony Lucas	23.35

TOTAL OFFENSE

Year	Player	YPG
2011	Tyler Wilson	279.6
2009	Ryan Mallett	276.5

ALL-PURPOSE

Year	Player	YPG
2008	Michael Smith	141.4
2007	Darren McFadden	177.7
2006	Darren McFadden	147.0

FIELD GOALS

Year	Player	FGPG
1998	Todd Latourette	1.70

PAT KICK PCT.

Year	Player	AVG
2012	Zach Hocker	100.0
2010	Zach Hocker	100.0

SCORING

Year	Player	PTS
2006	Darren McFadden	98

PUNTING

Year	Player	AVG
2011	Dylan Breeding	45.28

PUNT RET. AVG.

Year	Player	YPR
2011	Joe Adams	16.9

KICK RET. AVG.

Year	Player	YPR
2007	Felix Jones	29.6
2005	Felix Jones	31.9

TACKLES

Year	Player	TKLS
2014	Martrell Spaight	128

TACKLES FOR LOSS

Year	Player	TFL
1995	Steven Conley	23.0

QB SACKS (AVG.)

Year	Player	SACKS
2011	Jake Bequette	10
2006	Jamaal Anderson	10
1995	Steven Conley	14

FORCED FUMBLES

Year	Player	FFPG
2011	Jake Bequette	0.5

INTERCEPTIONS

Year	Player	INT
2005	Vickiel Vaughn	4
1998	Zac Painter	5

PASSES BROKEN UP

Year	Player	PBU
2014	Jared Collins	13
2007	Michael Grant	20

SWC LEADERS

RUSHING YARDS

Year	Player	YDS
1976	Ben Cowins	1,162
1972	Dickey Morton	1,188
1969	Bill Burnett	900
1965	Bobby Burnett	947
1962	Billy Moore	585
1945	John Hoffman	587

RUSHING AVERAGE

Year	Player	YPC
1976	Ben Cowins	6.3
1969	Bill Burnett	4.3
1965	Bobby Burnett	4.1
1962	Billy Moore	4.5

PASS ATTEMPTS

Year	Player	ATT
1971	Joe Ferguson	271
1953	Lamar McHan	150
1939	Kay Eakin	193

PASS COMPLETIONS

Year	Player	COMP
1971	Joe Ferguson	160
1953	Lamar McHan	78
1939	Kay Eakin	78

PASSING YARDS

Year	Player	YDS
1971	Joe Ferguson	2,203
1953	Lamar McHan	1,107
1937	Dwight Sloan	1,074
1935	Jack Robbins	1,219

TOUCHDOWN PASSES

Year	Player	TDS
1971	Joe Ferguson	11
1953	Lamar McHan	8

COMPLETION PERCENTAGE

Year	Player	PCT
1988	Quinn Grovey	.633
1986	Greg Thomas	.615
1980	Tom Jones	.560
1979	Kevin Scanlon	.662
1971	Joe Ferguson	.590
1953	Lamar McHan	.520
1937	Dwight Sloan	.476
1935	Jack Robbins	.625

TOTAL OFFENSIVE PLAYS

Year	Player	PLAYS
1953	Lamar McHan	293
1939	Kay Eakin	312

TOTAL OFFENSE YARDS

Year	Player	YDS
1979	Kevin Scanlon	1,460
1971	Joe Ferguson	2,242
1953	Lamar McHan	1,516
1939	Kay Eakin	1,344

RECEPTIONS

Year	Player	YPR
1984	James Shibest	51
1971	Mike Reppond	56
1953	Floyd Sagely	30
1937	Jim Benton	47
1929	Wear Schoonover	33

ALL-PURPOSE (RUSH/REC ONLY)

Year	Player	YDS
1975	Jerry Eckwood	115.0*
1973	Dickey Morton	1,326
1972	Dickey Morton	1,274
1969	Bill Burnett	947
1961	Lance Alworth	836

SCORING

Year	Player	PTS
1987	James Rouse	102
1979	Ish Ordonez	80
1978	Ish Ordonez	78
1969	Bill Burnett	120
1968	Bill Burnett	96
1967	David Dickey	96
1962	Billy Moore	84
1931	Homer Ledbetter	42
1928	Bevo Beavers	84

TOUCHDOWNS

Year	Player	TDS
1969	Bill Burnett	20
1968	Bill Burnett	16
1967	David Dickey	16
1962	Billy Moore	14
1957	Gerald Nesbitt	7

CONVERSIONS MADE

Year	Player	PATS
1971	Bill McClard	35
1960	Mickey Cissel	21

PUNTING

Year	Player	AVG
1986	Greg Horne	47.2
1980	Steve Cox	46.5
1979	Steve Cox	43.8
1975	Tommy Cheyney	43.0
1955	Gerald Nesbitt	46.9
1953	Lamar McHan	40.2
1943	Harold Cox	41.0
1939	Kay Eakin	38.3
1938	Kay Eakin	41.1
1937	Jack Robbins	39.4

PUNT RETURN YARDS

Year	Player	YDS
1984	Bobby Joe Edmonds	294
1966	Martine Bercher	375
1965	Jack Brasuell	285
1964	Ken Hatfield	518
1963	Ken Hatfield	350
1962	Ken Hatfield	267
1961	Lance Alworth	366
1960	Lance Alworth	307
1955	Don Horton	173
1953	Lamar McHan	233

KICKOFF RETURN YARDS

Year	Player	RPG
1982	Derek Holloway	21.7
1980	Derek Holloway	40.7
1961	Lance Alworth	300
1960	Lance Alworth	328
1946	Clyde Scott	170
1945	Alton Baldwin	242
1944	Alton Baldwin	286

INTERCEPTIONS

Year	Player	RPG
1988	Patrick Williams	6
1971	Louis Campbell	7
1970	David Hogue	6
1966	Gary Adams	7
1956	Gerald Nesbitt	4
1955	Don Christian	4
1954	George Walker	6

\* based on per-game average



# SEC/SWC TEAM LEADERS

## TOTAL OFFENSE

SWC	YEAR	GAMES	RUSH YARDS	PASS YARDS	TOTAL YARDS	AVG./GAME
1971	11		2,571	2,327	4,898	445.3
1965	10		2,262	1,341	3,603	360.3
1962	10		2,412	1,158	3,570	357.0
1937	10		NA	NA	2,823	282.3

SEC	YEAR	GAMES	RUSH YARDS	PASS YARDS	TOTAL YARDS	AVG./GAME
2011	13		1,786	2,909	5,695	438.1

## RUSHING OFFENSE

SWC	YEAR	GAMES	ATTEMPTS	RUSH YARDS	AVG./GAME
1989	11		680	3,456	314.2
1986	11		668	2,721	247.4
1985	11		685	2,922	265.6
1975	11		659	3,523	320.3
1965	10		515	2,262	226.2
1962	10		570	2,412	241.2

SEC	YEAR	GAMES	ATTEMPTS	RUSH YARDS	AVG./GAME
2007	13		625	3,725	286.5
2006	14		539	3,199	228.5
2005	11		481	2,386	216.9
2003	13		626	3,145	241.9
2002	14		643	3,065	218.9

## PASSING OFFENSE

SWC	YEAR	GAMES	ATTEMPTS	COMPLETIONS	PASS YARDS	AVG./GAME
1971	11		293	170	2,327	211.5
1970	11		286	160	2,448	222.5
1937	10		NA	NA	1,850	185.0

SEC	YEAR	GAMES	ATTEMPTS	COMPLETIONS	PASS YARDS	AVG./GAME
2011	13		471	299	3,909	300.7
2010	13		465	301	4,338	333.7
2009	13		403	225	3,624	278.8

## SCORING OFFENSE

SWC	YEAR	GAMES	TOTAL POINTS	AVG. / GAME
1971		11	343	31.2
1966		10	218	21.8
1965		10	324	32.4
1964		10	221	22.1
1962		10	286	28.6
1960		10	179	17.9
1957		10	187	18.7
1937		10	NA	18.6
1933		10	NA	20.6
1928		9	NA	27.9

SEC	YEAR	GAMES	TOTAL POINTS	AVG. / GAME
2011		13	478	36.8
2009		13	468	36.0

## THIRD DOWN DEFENSE

SEC	YEAR	GAMES	CONV	ATT	PCT
2010		13	62	185	.335

## RED ZONE OFFENSE

SEC	YEAR	GAMES	RED ZONE	PCT.	TDS	RUSH TD/PASS TD	FGM-FGA
2010		13	44-49	.898	34	17/17	10-10
2009*		13	47-49	.959	35	19/16	12-14
2004		11	35-40	.875	32	20/12	3-5

## TURNOVER MARGIN

SEC	YEAR	GAMES	GAINED			LOST			MARG	PER/G
			FUM	INT	TOT	FUM	INT	TOT		
2003		13	16	17	33	13	9	22	+11	0.85
2002		14	17	19	36	6	13	19	+17	1.21

## TOTAL DEFENSE

SWC	YEAR	GAMES	RUSH YARDS	PASS YARDS	TOTAL YARDS	AVG / GAME
1960	10		1,330	641	1,971	197.1
1962	10		907	1,094	2,001	200.1
1964	10		970	835	1,805	180.5
1966	10		997	1,507	2,504	250.4
1967	10		1,415	1,346	2,761	276.1
1970	11		1,353	1,585	2,938	267.1
1971	11		1,419	1,334	2,753	250.3
1982	11		1,064	1,670	2,734	248.5
1984	11		1,336	1,883	3,219	292.6

SEC	YEAR	GAMES	RUSH YARDS	PASS YARDS	TOTAL YARDS	AVG / GAME
2000	11		1,530	1,683	3,213	292.1

## RUSHING DEFENSE

SWC	YEAR	GAMES	ATTEMPTS	RUSH YARDS	AVG / GAME
1951		10	461	1,226	122.6
1962		10	382	907	90.7
1965		10	355	756	75.6
1966		10	388	997	99.7
1968		10	430	1,380	138.0
1971		11	479	1,419	129.0
1982		11	420	1,064	96.7
1985		11	425	1,278	116.2
1987		12	393	1,198	99.8
1988		11	394	1,010	91.8

SEC	YEAR	GAMES	ATTEMPTS	RUSH YARDS	AVG / GAME
1995		12	424	1,251	104.3

## PASSING DEFENSE

SWC	YEAR	GAMES	ATTEMPTS	COMPLETIONS	PASS YARDS	AVG / GAME
1954		10	122	48	538	53.8
1961		10	121	57	629	62.9
1977		11	227	98	984	89.5

SEC	YEAR	GAMES	ATTEMPTS	COMPLETIONS	PASS YARDS	AVG / GAME
2000		11	302	143	1,683	153.0

## SCORING DEFENSE

SWC	YEAR	GAMES	TOTAL POINTS	AVG / GAME
1954		10	90	9.0
1964*		10	57	5.7
1965		10	104	10.4
1966		10	73	7.3
1969		10	76	7.6
1977		11	95	8.6
1982		11	115	10.5
1984		11	138	12.5
1985		11	129	11.7
1986		11	142	12.9
1988		11	173	15.7

## KICKOFF RETURNS

SEC	YEAR	GAMES	RET	YARDS	TDS	AVG
2005*		11	33	965	1	29.2

## PUNTING

SEC	YEAR	GAMES	PUNTS	YARDS	AVG./PUNT
2012		12	54	2416	44.7

## PUNT RETURNS

SEC	YEAR	GAMES	RET	YARDS	TDS	AVG
2010		13	20	311	1	15.6

## PAT KICKING

SEC	YEAR	GAMES	MADE	ATT	PCT
2012		12	33	33	100.0

\*NCAA Leader



## OPPONENT RECORDS

### INDIVIDUAL OFFENSE

Rushing Attempts: 41, Travis Stephens, Tennessee, 2001  
 Rushing Yards: 281, Tony Temple, Missouri, 2007  
 Rushing TDs: 4, Nick Fitzgerald, Mississippi State, 2016; Tony Temple, Missouri, 2007  
 Pass Attempts: 67, Kolton Browning, Louisiana Monroe, 2012; Tim Couch, Kentucky, 1998  
 Pass Completions: 47, Tim Couch, Kentucky, 1998  
 Passing Yards: 508, Dak Prescott, Mississippi State, 2015  
 Completion Percentage: .895 (17-19), Jason Campbell, Auburn, 2004  
 Interceptions Thrown: 8, Gary Carter, SMU, 1970  
 TD Passes: 7, David Klingler, Houston, 1990  
 Receptions: 17, Willie Goshua, Auburn, 1995  
 Receiving Yards: 222, Willie Goshua, Auburn, 1995  
 Yards Per Catch: 37.8 (4-151), Edward Pope, Texas A&M, 2014  
 TD Receptions: 3, J. Armstead, Ole Miss, 2001; Cedrick Wilson, Tennessee, 2000;  
 Reidel Anthony, Florida, 1996; Emanuel Tolbert, SMU, 1976;  
 Don Ellis, Texas A&M, 1952  
 Total Offensive Plays: 83, Kolton Browning, Louisiana Monroe, 2012  
 Total Offensive Yards: 557 (104 rushing, 453 passing), Johnny Manziel, Texas A&M, 2012  
 Total Punts: 14, Eddie Hare, Tulsa, 1978  
 Punting Yards: 578, Eddie Hare, Tulsa, 1978  
 Punting Average: 65.5 (2-111), Brian Diehl, Alabama, 1993  
 Punt Returns: 8, Robert Dunn (58 yards), Auburn, 2007  
 Punt Return Yards: 125, Marquis Maze, Alabama, 2011  
 Interceptions: 4, Jack Boring, Texas A&M, 1952  
 Interception Return Yards: 114, Minkah Fitzpatrick (3 interceptions), Alabama, 2016  
 Kickoff Returns: 9, Johnny Sears (200 yards), Eastern Michigan, 2009  
 Kickoff Return Yards: 225, Chris Gulliver (8 returns), South Carolina, 2007  
 Touchdowns Responsible For: 7, David Klingler, Houston, 1990  
 Points Responsible For: 42, David Klingler, Houston, 1990  
 Extra Points Made: 9, Alex Walls, Tennessee, 2000  
 Field Goals Attempted: 7, Abby Daigle, Oklahoma State, 1974  
 Field Goals Made: 5, Dan Nystrom, Minnesota, 2002; Brian Hazelwood, Mississippi State, 1998; Jeff Ward, Texas, 1985  
 Longest Rushing Play: 97, John Avery, Ole Miss, 1997  
 Longest Passing Play: 99, Gino Torretta to Horace Copeland, Miami, 1991  
 Longest Punt Return: 92, Tyrann Mathieu, LSU, 2011; Fred Jacob, Rice, 1942  
 Longest Kickoff Return: 100, Marlon McClure, UTEP, 2010; Deuce McAllister, Ole Miss, 1999;  
 Arthur Washington, SMU, 1974; Anthony Davis, Southern Cal, 1974  
 Longest Punt: 88, Larry Isbell, Baylor, 1950  
 Longest Field Goal: 58, Russell Erxleben, Texas, 1977

### TEAM OFFENSE

First Downs: 34, Baylor, 1983  
 First Downs Rushing: 26, Texas, 1970  
 First Downs Passing: 22, Texas A&M, 2012; Louisiana Monroe, 2012  
 Rushing Attempts: 90, Texas, 1970  
 Rushing Yards: 543, Auburn, 2016  
 Pass Attempts: 68, Louisiana Monroe, 2012  
 Pass Completions: 47, Kentucky, 1998  
 Passing Yards: 508, Mississippi State, 2015  
 TD Passes: 7, Houston, 1990  
 Total Offense Plays: 103, Louisiana Monroe, 2012; Kentucky, 2003 (70T)  
 Total Offense Yards: 736, Southern California, 2005  
 Total Punts: 14, Tulsa, 1978  
 Punt Yards: 578, Tulsa, 1978  
 Fewest Punts: 0, Northwestern (La.) State, 1947  
 Punt Returns: 8, Auburn (58 yards), 2007  
 Punt Return Yards: 125, Alabama, 2011  
 Kickoff Returns: 11, North Texas (215 yards), 2007  
 Kickoff Return Yards: 271, UTEP (10 returns), 2010  
 Total Points: 103, Oklahoma, 1918  
 Extra Points Made: 10, Southern California, 2005  
 Field Goals Attempted: 7, Oklahoma State, 1974  
 Field Goals Made: 5, Minnesota, 2002; Mississippi State, 1998; Texas, 1985

### TEAM DEFENSE

Fewest Arkansas First Downs: 3, vs. Baylor, 1958  
 Fewest Arkansas First Downs Rushing: 0, vs. Florida, 1997  
 Fewest Arkansas First Downs Passing: 0, 14 times (Last time vs. SMU, 1991)  
 Fewest Arkansas Rushing Attempts: 19, vs. Rutgers, 2012; at Alabama, 2011  
 Fewest Arkansas Net Rushing Yards: -56, vs. Florida, 1997  
 Fewest Arkansas Passes Attempted: 0, vs. Oklahoma State, 1976  
 Fewest Arkansas Passes Completed: 0, Five times (Last time vs. Texas A&M, 1991)  
 Most Arkansas Passes Intercepted: 8, vs. SMU, 1951  
 Most Interception Return Yards: 132, vs. Tennessee (3 interceptions), 2007  
 Fewest Arkansas Yards Passing: -11, vs. USC, 1974  
 Fewest Arkansas Total Offensive Plays: 26, vs. Texas, 1947  
 Fewest Arkansas Total Offensive Yards: 42, vs. UCLA, 1988 (21 rush, 21 pass)

## ATTENDANCE RECORDS

### ALL GAMES

Any Game: 107,262 at Tennessee, Nov. 11, 2000  
 Regular Season Game: 107,262 at Tennessee, Nov. 11, 2000  
 Season Total: 926,552 in 13 games, 2009; 900,982 in 13 games, 2015; 844,611 in 12 games, 2008

### HOME GAMES

Any Game (Fayetteville): 76,808 vs. Alabama, 2010 (DWRRS)  
 Any Game (Little Rock): 55,912 vs. Alabama, 1992 (WMS)  
 Season Total (Fayetteville): 443,368 in 2006 (6 games)  
 Season Total (Little Rock): 221,686 in 1979 (4 games)  
 Season Total (Both): 554,621 in 2006 (8 games)  
 Season Average (Fayetteville): 73,895 in 2006  
 Season Average (Little Rock): 55,757 in 2010  
 Season Average (Both): 69,581 in 2016

### DONALD W. REYNOLDS RAZORBACK STADIUM

TOP 10 CROWDS		YEAR	FAYETTEVILLE	LITTLE ROCK	TOTALS
		1960	(3) 87,200	(3) 120,420	207,620
<b>RK</b>	<b>OPP</b>	<b>DATE</b>	<b>ATTEND.</b>		
1.	Alabama	Sept. 25, 2010	76,808		
2.	Tennessee	Nov. 11, 2006	76,728		
3.	USC	Sept. 2, 2006	76,564		
4.	Texas	Sept. 11, 2004	75,671		
5.	Alabama	Oct. 8, 2016	75,459		
6.	LSU	Nov. 12, 2016	75,156		
7.	Alabama	Sept. 23, 2006	74,687		
8.	Alabama	Sept. 15, 2012	74,617		
9.	Florida	Nov. 5, 2016	74,432		
10.	Georgia	Sept. 19, 2009	74,210		

### WAR MEMORIAL STADIUM

TOP 10 CROWDS		YEAR	FAYETTEVILLE	LITTLE ROCK	TOTALS
		1976	(3) 121,657	(4) 194,462	316,119
<b>RK</b>	<b>OPP</b>	<b>DATE</b>	<b>ATTEND.</b>		
1.	Alabama	Sept. 19, 1992	55,912		
2.	Texas	Oct. 20, 1979	55,838		
3.	LSU	Nov. 24, 2006	55,833		
4.	LSU	Nov. 27, 1998	55,831		
5.	LSU	Nov. 26, 2004	55,829		
6.	North Texas	Sept. 20, 2003	55,825		
7.	Oklahoma State	Sept. 20, 1980	55,822		
8.	S. Florida	Sept. 14, 2002	55,817		
9.	Oklahoma State	Sept. 22, 1979	55,812		
10.	LSU	Nov. 27, 2010	55,808		

### ON THE ROAD

TOP 10 CROWDS		YEAR	FAYETTEVILLE	LITTLE ROCK	TOTALS
		1987	(3) 132,734	(3) 137,412	270,146
<b>RK</b>	<b>OPP</b>	<b>DATE</b>	<b>ATTEND.</b>		
1.	Tennessee	Nov. 11, 2000	107,262		
2.	Tennessee	Nov. 14, 1998	106,365		
3.	Tennessee	Oct. 5, 2002	105,688		
4.	Tennessee	Nov. 10, 2007	104,459		
5.	Tennessee	Nov. 16, 1996	103,158		
6.	Alabama	Oct. 10, 2015	101,821		
	Alabama	Oct. 19, 2013	101,821		
	Alabama	Sept. 24, 2011	101,821		
9.	LSU	Nov. 14, 2015	101,699		
10.	Tennessee	Oct. 3, 2015	101,265		

### YEARLY ATTENDANCE

YEAR	FAYETTEVILLE	LITTLE ROCK	TOTALS
1944	(3) 10,820	(1) 110,43	21,863
1945	(3) 26,908	(1) 13,878	40,786
1946	(4) 35,175	(1) 16,624	51,799
1947	(3) 41,976	(1) 13,934	55,910
1948	(3) 43,440	(4) 96,092	139,532
1949	(3) 45,213	(3) 65,129	110,342
1950	(3) 41,970	(3) 67,017	108,987
1951	(3) 49,563	(3) 54,334	103,897
1952	(3) 38,563	(3) 64,327	102,890
1953	(3) 41,155	(3) 62,231	103,386
1954	(3) 55,189	(2) 70,454	125,643
1955	(3) 60,597	(3) 92,882	153,479
1956	(3) 57,806	(3) 96,127	153,933
1957	(3) 68,482	(3) 92,230	160,712
1958	(3) 71,412	(3) 98,040	169,452
1959	(3) 73,327	(3) 109,997	183,324
2001	(5) 319,207	(2) 105,727	424,934
2002	(5) 331,832	(3) 154,184	486,016
2003	(5) 333,677	(2) 111,442	445,119
2004	(5) 353,446	(1) 55,829	409,275
2005	(4) 272,149	(2) 109,921	382,070
2006	(6) 443,368	(2) 111,253	554,621
2007	(6) 418,239	(2) 110,021	528,260
2008	(5) 357,113	(2) 110,373	467,486
2009	(5) 344,577	(2) 111,206	455,783
2010	(5) 357,783	(2) 111,513	469,296
2011	(5) 360,566	(2) 108,367	468,933
2012	(6) 420,943	(2) 108,467	529,410
2013	(5) 338,618	(2) 92,556	431,174
2014	(6) 399,124	(1) 54,959	454,083
2015	(6) 421,688	(1) 49,591	471,279
2016	(6) 440,079	(1) 46,988	487,067
<b>TOTAL</b>	<b>11,961,106</b>	<b>9,732,856</b>	<b>21,693,962</b>



Donald W. Reynolds Razorback Stadium (DWRRS) will serve as the home of Razorback Football for the 80th season during the 2017 campaign. Since opening in 1938, the Razorbacks have played 280 games at the current site, winning more than 66 percent of their contests.

Located on the western side of campus, DWRRS was formerly known as Razorback Stadium before being renamed in 2001 in honor of the late Donald W. Reynolds. The playing field is named in honor of former athletic director and the winningest, longest-tenured head football coach in University of Arkansas history, Frank Broyles.

Upon undergoing many modifications, DWRRS gives the University of Arkansas one of the finest football facilities in the nation. The Home of the Razorbacks will soon undergo another major transformation. In July 2016, the University of Arkansas Board of Trustees approved a \$160M stadium renovation and north end zone addition scheduled to be completed prior to the 2018 season.

Prior to the 2001 season, the stadium underwent a dramatic advancement – a \$110 million project, which included a \$20 million gift from the Donald W. Reynolds Foundation, increased the seating capacity from 51,000 to 72,000.

The renovation included reconstructed concourses with a brick facade that completely enclosed the concrete and steel below the stands. In addition, the concourses were widened, and concession areas and restrooms were replaced.

Known as "Championship Alley," the east concourse displays all 13 conference championships, the 1964 national title and every football letterman. The south end zone concourse, "All-American Alley," is dedicated to the 57 Razorback All-Americans. The west concourse, "Bowl Alley," commemorates each of the program's 42 bowl teams.

Another noticeable addition was the enclosure of the south end zone, which features chair back seating and the addition of approximately 7,300 total seats as well as a food court with vendor space.

Along with an expanded press box, which includes Orville Henry Press Row, 68 luxury suites/skyboxes were added, bringing the total to 134.

The 3,800 square foot Wilson Matthews A Club was added on the east side next to a 6,500-seat upper deck that is complemented by enclosed premium club seating. The stadium's capacity includes 8,950 club seats, inside and out.

One of the first ever expansion projects occurred in 1950 and included the construction of a new press box and 5,200 more seats on the west side. Another 5,200-seat addition to the east side was completed in 1957.

Earlier building efforts in 1965 and 1969 raised capacity to 42,678 – a figure held steady for more than a decade.

Prior to 2001, the last previous expansion occurred before the 1985 season and added additional seats and skyboxes, bringing the facility to 50,000 seats.

Astroturf was added in 1969. The playing surface then returned to natural grass in 1995 prior to its transition to synthetic turf in 2009.

Making its debut on Sept. 24, 1938 as Arkansas defeated Oklahoma A&M, 27-7, the stadium was dedicated later that year on Oct. 8 when the Razorbacks hosted Baylor.

Constructed as a Works Progress Administration project with an original capacity of 13,500, the facility was first enlarged upon the arrival of John Barnhill as athletic director in 1947 when an additional 2,500 seats were added to the north end of the east and west grandstands.

Prior to 1938, the Razorbacks played in a 300-seat stadium built in 1901 on land atop "The Hill," now occupied by Mullins Library and the Fine Arts Center.

## DWRRS FAST FACTS

- Capacity:** 72,000
- First Game:** Sept. 24, 1938 - Arkansas 27, Oklahoma 7
- Dedicated:** Oct. 8, 1938 - Baylor 9, Arkansas 6
- DWRRS Record:** 186-92-2 (.668)
- Fayetteville Record:** 304-127-10 (.701)

### ALL-TIME TOP 10 CROWDS

RK	OPPONENT	DATE	ATTENDANCE
1.	Alabama	Sept. 25, 2010	76,808
2.	Tennessee	Nov. 11, 2006	76,728
3.	Southern California	Sept. 2, 2006	76,564
4.	Texas	Sept. 11, 2004	75,671
5.	Alabama	Oct. 8, 2016	75,459
6.	LSU	Nov. 12, 2016	75,156
7.	Alabama	Sept. 23, 2006	74,687
8.	Alabama	Sept. 15, 2012	74,617
9.	Florida	Nov. 5, 2016	74,432
10.	Georgia	Sept. 19, 2009	74,210

For more than five decades, Broyles helped shape intercollegiate athletics as a legendary coach, nationally respected administrator and a tireless goodwill ambassador for his university and state. In July 2014, Broyles stepped away from his day-to-day duties with the Razorback Foundation after a combined 55 years of service with the Department of Intercollegiate Athletics and Razorback Foundation. Broyles continues to serve as Athletics Director Emeritus.



In his 19-year stint as Arkansas' head coach, the Razorbacks posted a record of 144-58-5, captured seven SWC championships, one national championship and earned 10 bowl berths. Broyles was a six-time SWC Coach

of the Year and became the mentor to dozens of assistant coaches preparing them for successful head coaching careers in both college and pro football. His impact on the coaching profession is best measured in the development of more than 40 head coaches. Former Broyles' assistant coaches have combined to win five Super Bowls, five national championships, more than 40 conference titles and more than 2,000 games. His legacy is celebrated annually with the presentation of the Broyles Award to the nation's top assistant football coach.

Broyles assumed the role of athletic director in July 1973 and remained in that position long after retiring from coaching in 1976. While universally



recognized for his coaching prowess, it was his keen administrative and business skills that allowed Broyles to charter a steady course of success for the Razorbacks. Broyles laid the groundwork for transforming the athletic program into an all sport program that produced 41 national championships, 57 SWC and 48 SEC championships, 22 bowl appearances and a bevy of other team and individual accomplishments under his tenure.

On Nov. 3 2007, Frank Broyles Field, the on-campus football playing field for the Arkansas Razorbacks within Donald W. Reynolds Razorback Stadium, was named for the long-time head football coach and athletic director. The field was dedicated at halftime of the Arkansas-South Carolina game

in an on-field ceremony that included Broyles once again leading former Razorback football lettermen through the "A" and a surprise visit from broadcasting legend and Broyles' former ABC Sports broadcasting partner Keith Jackson. The dedication culminated a memorable weekend that also included a reunion of former football lettermen spanning Coach Broyles' 19-year career as the Razorbacks' head football coach.

On Nov. 23, 2013, a bronze statue was dedicated in Broyles honor in front of the Broyles Athletic Center. The statue, sculpted by Dr. Gary Renegar, stands seven and a half feet and weighs more than 700 pounds.





The Razorbacks' home venue in Central Arkansas for 70 years, War Memorial Stadium/AT&T Field is slated to host Arkansas football games until 2018 after an extension was signed in 2013. During that span, the facility will host one University of Arkansas game annually.

Three-year Arkansas letterman and Congressional Medal of Honor Winner Maurice (Fotsie) Britt was the featured speaker during dedication ceremonies for War Memorial Stadium on Sept. 18, 1948. On that day, a crowd of 24,950 (a record football attendance in Arkansas at that time) watched the Razorbacks defeat Abilene Christian, 40-6.

During its existence, the facility has expanded from its original capacity of 31,000 to its current

figure of 54,120.

A complete lighting system and AstroTurf surface were added for the 1970 season with a new artificial surface to follow in 1974. Ten years later, another new layer of artificial turf was installed before a return to natural grass was made in 1994. AstroPlay was installed for the 2002 season. War Memorial Stadium installed a new turf manufactured by Field Turf during the summer of 2010 and the field was named AT&T Field. In addition, a new \$7.5 million press box that includes 500 club seats was constructed for the 2010 football season. The War Memorial Stadium Commission, along with the University of Arkansas Athletic Department, has renovated the Razorback Letterman's Club and Recruit Room.

In 1974, the press box was honored as the best in the nation by the Football Writers Association of America, a recognition for the facility and the services provided. The press floor is now named for longtime sportswriter and an authority on Razorback history, Orville Henry.

## WAR MEMORIAL STADIUM FACTS

**Capacity:** 54,120

**First Game and Dedication:** Sept. 18, 1948 - Arkansas 40, Abilene Christian 6

**WMS Record:** 150-60-4 (.710)

**Little Rock Record:** 167-67-4 (.710)





In 2008, Arkansas and Texas A&M officials agreed to enter into an agreement with AT&T Stadium, home of the Dallas Cowboys in Arlington, Texas, to renew its long-time storied rivalry under the name "Southwest Classic."

After a 16-year absence, the 2009 season marked the return of the rivalry between the former Southwest Conference foes. This time, the Razorbacks and Aggies clashed in a non-conference showdown where Arkansas claimed a 47-19 victory. The matchup followed suit in 2010 and 2011, both resulting in Razorback victories.

Due to scheduling conflicts associated with the Aggies' move to the SEC in 2012, the schools were forced to alternate home venues for the 2012 and 2013 contests; however, the contest returned to

Arlington in 2014 and kicked off the first game of an 11-year agreement.

Arkansas leads the all-time series versus the Aggies 41-29-3.

One of the most expensive sports venues ever built, AT&T Stadium was completed in 2009 and is fourth-largest in capacity in the NFL. Capacity can expand to seat upwards of 85,000 people. The \$1.15 billion project was spearheaded by Dallas Cowboys

owner and former co-captain of the Arkansas 1964 national championship team, Jerry Jones.

Containing the world's largest column-free interior and the fourth largest high definition video screen, which hangs from 20-yard line to 20-yard line, the facility also serves as a multi-purpose venue for concerts and other college and high school athletic events.

### AT&T STADIUM FACTS

**Capacity:** 71,815

**First Arkansas Game:**

Oct. 3, 2009 - Arkansas 47, Texas A&M 19

**AT&T Stadium Record:** 4-3 (.571)





The 80,000 square-foot Fred W. Smith Football Center opened in 2013 and includes a spacious locker room, team meeting rooms, training room, equipment room, a student-athlete lounge and study area, coaches' offices, a recruiting reception area and football displays celebrating the tradition of Razorback Football. In the fall of 2012 as part of the football center project, two new practice fields and a parking deck were completed south of the Walker Family Training Center providing the football team with spectacular new practice venues and university faculty and students with approximately 225 covered parking spaces.

Arkansas is also one of only 13 college football programs and three NFL teams to own a piece of training equipment called STRIVR, a virtual reality training software. The STRIVR equipment allows the student-athletes to be immersed into a first-person 360 degree environment, taking a classroom approach to preparation while simulating real-time experiences on the football field.



## BRET BIELEMA

"It is apparent Fred W. Smith and his family are extremely proud of the University of Arkansas and all it represents. They have been long-time fervent advocates of the Razorbacks and the entire state. He is a man of few words and lots of action and his generosity has once again demonstrated a strong devotion to our mission of winning championships. I am a big believer in preparing student-athletes for football and for life and I am pleased to associate Fred W. Smith's name with the facility that will amplify our focus in these areas for countless future Razorbacks."



The Jerry and Gene Jones Family Student-Athlete Success Center helps address the academic, nutritional, personal and professional development of more than 460 student-athletes in an approximately 55,000 square foot facility, creating an integrated academic support program focused on graduation of all student-athletes at the University of Arkansas.

- 31 Tutor Rooms (11 large rooms for 6-8 people and 20 small rooms for 2-4 people)
- 5,000-square feet of open study / lounge space
- 2,300-square feet of Computer Lab Space (2 computer labs – large and small)
- 1,500-square feet of Group Lab Space
- 25 Offices for staff and academic counselors
- 1,500-square feet in the Multi-Purpose Room with capacity of 90 or more
- 150 Seat Auditorium (Designed for hosting the Razorback Leadership Academy, seminars, guest speakers, large group presentations and other Athletic Academic programming with full A/V capabilities).
- Designated area for Educational Enrichment Services
- Designated area for Student-Athlete Development
- Wellness area with offices for staff psychologist and nutritionist
- Dining Hall with full-service kitchen and seating for approximately 250 people.







## ARKANSAS COMMUNICATIONS

The Arkansas Communications Office appreciates your interest in Razorback football and strives to assist you in your coverage. A list of our staff members, our address and our telephone and fax numbers follows:

**Office:** 479-575-2751

**Fax:** 479-575-7481

**Fayetteville Press Box:** (479) 575-6622

**Little Rock Press Box:** (501) 663-0514

**Mailing Address:**

Arkansas Communications  
P.O. Box 7777  
Fayetteville, AR 72701

**Overnight/Physical Address:**

University of Arkansas  
Arkansas Communications  
1240 W. LeRoy Pond Drive  
Fayetteville, AR 72701

## FOOTBALL CONTACTS



**Patrick Pierson**  
Assistant AD/Communications

Cell ..... (479) 387-8569  
Office ..... (479) 575-2752  
Email ..... pspierson@uark.edu  
Twitter ..... @Pierson\_SID



**Brandon Langlois**  
Assistant Communications Director

Cell ..... (601) 405-5650  
Office ..... (479) 575-3696  
Email ..... langlois@uark.edu  
Twitter ..... @BMLanglois



**Brent Hull**  
Communications Assistant

Cell ..... (501) 837-0586  
Office ..... (479) 575-3696  
Email ..... bwh003@uark.edu  
Twitter ..... @brenthull94

## COMMUNICATIONS & DIGITAL STAFF



**DAVID BEALL**  
Associate Director



**JERI THORPE**  
Associate Director



**JOY EKEMA-AGBAW**  
Assistant Director



**ZACH LAWSON**  
Assistant Director



**JOHN THOMAS**  
Assistant Director



**TAYLOR MCGILLIS**  
Digital Strategist



**TRENT DANIEL**  
Graphic Designer



**WALT BEAZLEY**  
Photographer



**MARY LYNN GIBSON**  
Secretary

## INTERVIEWS

Interviews with our coaches and student-athletes are encouraged, but we require all interview arrangements be made via the Arkansas Communications Office. Coaches and student-athletes are instructed to decline any interviews not pre-arranged by the Communications Office. University of Arkansas football coaches and student-athletes are generally available for in-person interviews during a game week. All student-athlete and assistant coach interview requests must be made at least one day in advance to allow time to facilitate the notification process. Telephone interviews can be arranged, but student-athletes' telephone numbers will not be provided and student-athletes are instructed to politely decline interviews when contacted by telephone. Student housing, the training room, the weight room and locker rooms are off-limits to members of the media.

## DAILY PRACTICE

Following select practice sessions, select members of the coaching staff or student-athletes will be available for group interviews with the media. Video and still photographers from accredited media outlets wishing to shoot practices are asked to consult with the Arkansas Communications Office for current guidelines prior to arrival at the practice field.

## WEEKLY PRESS CONFERENCE OPPORTUNITIES

Please consult the Arkansas Communications Office for the schedule of weekly press opportunities for Coach Bielema and student-athletes.

## SEC WEEKLY COACHES' TELECONFERENCE

In conjunction with the Southeastern Conference, head coach Bret Bielema will participate each week in the league's teleconference of football coaches. The teleconferences will be conducted each Wednesday from Aug. 31 to Nov. 23 from 10 a.m. CT to 12:10 p.m. CT. Accredited media members only may access the broadcast-quality teleconference. Callers may participate in the question-and-answer session with an individual coach or all SEC coaches. For more information and the teleconference number, contact the SEC Media Relations Office at (205) 458-3000.

10:00 a.m. Ed Orgeron, LSU	11:10 a.m. Barry Odom, Missouri
10:10 a.m. Kirby Smart, Georgia	11:20 a.m. Hugh Freeze, Ole Miss
10:20 a.m. Jim McElwain, Florida	11:30 a.m. Kevin Sumlin, Texas A&M
10:30 a.m. Derek Mason, Vanderbilt	11:40 a.m. Mark Stoops, Kentucky
10:40 a.m. Nick Saban, Alabama	11:50 a.m. Dan Mullen, Mississippi St.
10:50 a.m. Butch Jones, Tennessee	Noon Will Muschamp, South Carolina
<b>11:00 a.m. Bret Bielema, Arkansas</b>	12:10 p.m. Gus Malzahn, Auburn

## ARKANSAS FTP SITE

An FTP site is available for members of the media. For more information concerning the FTP site, contact Michelle Glover (mlglover@uark.edu).

## GAME CREDENTIAL REQUESTS

All requests for media and/or photo credentials must be made online at [www.SportsSystems.com/Arkansas](http://www.SportsSystems.com/Arkansas). Requests should be made at least two weeks in advance.

Credentials must be requested and will be granted on a game-by-game basis only. No multi-game or full season credentials will be issued.

Please see media credentialing guidelines online at [www.SportsSystems.com/Arkansas](http://www.SportsSystems.com/Arkansas). Space limitations prevent accommodation of weekly media representatives.

Only fully accredited personnel directly involved in the coverage of the game will be admitted. Credentials are non-transferable. The Arkansas Communications Office reserves the right to revoke any credential: (1) used by an individual other than the one for whom it was granted; (2) any individual who refuses to comply with press box and/or photographic area guidelines; (3) any individual who is not an accredited member of the media; (4) any individual under the age of 16.

Credentials will not be mailed. They may be picked up beginning three prior to kickoff at the media will call station at the base of the elevator at both Donald W. Reynolds Razorback Stadium in Fayetteville and War Memorial Stadium in Little Rock. Photo identification is required when picking up credentials.

## GAMEDAY PARKING

Limited parking is available in Fayetteville and Little Rock for media members. Those media members needing parking should make the request at least two weeks in advance to allow time for mailing.

## LIVE STATS

Live in-game stats will be provided for the media at <http://arkansas.statbroadcast.com>.

## WIRELESS INTERNET

The Arkansas press box does have wireless access. Information on accessing the internet is available in the game day information packets in the press box.



The University of Arkansas Athletic Department and IMG are in its 10th year of a powerful partnership that created Razorback Sports Properties. As the multimedia rights-holder, Razorback Sports Properties (RSP) is responsible for the corporate marketing and advertising for all 19 sports.

Along with corporate branding through the Razorbacks, RSP also creates new programming and publications for Razorback fans. They continue to expand the coverage of the Razorback Sports Network. This statewide radio network, consisting of 45+ affiliates, covers all of Arkansas and parts of all six surrounding states.

The official radio and television shows of Razorback Football continue to grow in attendance and viewership. The radio show is held weekly at the Catfish Hole and is aired live on the Razorback Sports Network. The official television show is aired statewide on Sunday nights and regionally throughout the week during football season.

### CHUCK BARRETT – PLAY-BY-PLAY

Barrett is entering his 11th season as the play-by-play announcer for the Razorbacks and he's no stranger to Arkansas fans or the Razorback Sports Network broadcast team. This is his 23rd year on the broadcast crew, including spending 14 years as the executive producer. Prior to taking over play-by-play responsibilities in the 2007 season, his duties included hosting the pre-game show, halftime and scoreboard shows, and the football version of the Razorback Report. He has also worked as the play-by-play man for baseball from 1992 to 2014 and added men's basketball play-by-play to his duties prior to the 2010-11 season. Barrett was recognized by the National Sportswriters and Sportscasters Hall of Fame as the 2007, 2008 and 2009 Arkansas Sportscaster of the Year.



### QUINN GROVEY – COLOR ANALYST

Grovey will be entering his 20th overall season on the network, including his first as a color analyst. The former Hog quarterback previously served as co-host of the pre-game and post-game shows and the network's sideline reporter. A three-year starter for the Razorbacks, Grovey led Arkansas to Southwest Conference titles in 1988 and 1989, and was named to the program's 1980s All-Century team.



### GENO BELL - CO-HOST & SIDELINE

Bell is entering his first season on the broadcast team as a sideline reporter, taking over the role from Grovey. Bell was a four-year letterwinner on the defensive line for the Razorbacks from 1993-95. He totaled 185 tackles, including 28 for loss, 11 sacks, four pass breakups and three fumble recoveries. Following his collegiate career, Bell played in the NFL with the New York Jets and the Cleveland Browns. He returned to Arkansas after his playing career and is a senior director of transportation at the worldwide headquarters of Walmart in Bentonville.



### RICK SCHAEFFER – CO-HOST

Schaeffer is in his 24th year with Razorback football. He was the color analyst for 10 seasons and is now a co-host for the pre-game, halftime and post-game shows. Schaeffer worked in the Arkansas Sports Information Department for 24 years, 21 of those years serving as director. Rick is the communications director for the Springdale School District and the co-host of Drive Time Sports on 103.7 The Buzz.



### SCOTT INMAN – CO-HOST

Inman is in his 11th year as co-host of the pre-game and post-game shows. It's his 19th overall season with the network, having first served as studio host. Inman currently is the director of business development for GenWealth Financial Advisors and previously was the anchor of the 5 p.m., 6 p.m., and 10 p.m. newscasts for KATV in Little Rock.



## 2017 AFFILIATES

Batesville.....	KWOZ-FM 103.3
Bearden.....	KBEU-FM 92.7
Berryville.....	KTHS-AM 1480
Blytheville.....	KHLS-FM 96.3
Camden.....	KCXY-FM 95.3
Cherokee Village.....	KSAR-FM 92.3
Crossett.....	KAGH-AM 800
Crossett.....	KAGH-FM 104.9
De Queen.....	KDQN-FM 92.1
DeWitt.....	KDEW-FM 97.3
El Dorado.....	KMRX-FM 96.1
Fayetteville.....	KAKS-FM 99.5
Fayetteville.....	KUOA-AM 1290
Fayetteville.....	KIGL-FM 93.3
Fayetteville.....	KQSM-FM 92.1
Forrest City.....	KBFC-FM 93.5
Fort Smith.....	KERX-FM 95.3
Glenwood.....	KHGZ-AM 670
Glenwood.....	KHGZ-FM 98.9
Hatfield.....	KENA-FM 104.1
Heber Springs.....	KAWW-AM 1370
Helena.....	KFFA-AM 1360
Helena.....	KFFA-FM 103.1
Hope.....	KHPA-FM 104.9
Horseshoe Bend.....	KKIK-FM 106.5
Hot Springs.....	KLBL-FM 104.5
Jonesboro.....	KEGI-FM 100.5
Little Rock.....	KABZ-FM 103.7
Magnolia.....	KZHE-FM 100.5
Marshall.....	KBCN-FM 104.3
Mena.....	KTTG-FM 96.3
Monett, MO.....	KKBL-FM 95.9
Monticello.....	KGPO-FM 99.9
Morrilton.....	KVOM-FM 101.7
Mountain Home.....	KOMT-FM 107.5
Ozark.....	KDYN-AM 1540
Ozark.....	KDYN-FM 96.7
Russellville.....	KCAB-AM 980
Russellville.....	KCJC-FM 102.3
Ruston, LA.....	KRLQ-FM 94.1
Searcy.....	KSMD-FM 99.1
Stuttgart.....	KWAK-FM 105.5
Texarkana, TX.....	KKTK-AM 1400
Wynne.....	KWYN-FM 92.5
Wynne.....	KWYN-AM 1400

# ARKANSAS HEAD COACHES



**DAVE VAN HORN**  
Baseball  
16th season



**MIKE ANDERSON**  
Men's Basketball  
7th season



**MIKE NEIGHBORS**  
Women's Basketball  
1st season



**CHRIS BUCKNAM**  
Men's Cross Country  
Men's Track & Field  
10th season



**LANCE HARTER**  
Women's Cross Country  
Women's Track & Field  
28th season



**BRET BIELEMA**  
Football  
5th season



**BRAD McMAKIN**  
Men's Golf  
12th season



**SHAUNA ESTES-TAYLOR**  
Women's Golf  
11th season



**MARK COOK**  
Gymnastics  
16th season



**COLBY HALE**  
Women's Soccer  
6th season



**COURTNEY DEIFEL**  
Softball  
3rd season



**NEIL HARPER**  
Swimming & Diving  
2nd season



**ANDY JACKSON**  
Men's Tennis  
5th season



**MICHAEL HEGARTY**  
Women's Tennis  
15th season



**JASON WATSON**  
Volleyball  
2nd season



**JEFF LONG**  
Vice Chancellor  
& Director of Athletics



**JULIE CROMER-PEOPLES**  
Senior Associate AD  
Administration & Sport  
Programs/SWA



**MATT TRANTHAM**  
Senior Associate AD  
Internal Operations



**JON FAGG**  
Senior Associate AD  
Development &  
Administration



**CLAYTON HAMILTON**  
Senior Associate AD  
Business Operations  
& CFO



**CHRIS FREET**  
Senior Associate AD  
External Operations &  
Strategic Communications



**DERITA RATCLIFFE**  
Senior Associate AD  
Student-Athlete Experience  
& Administration



**CHRIS POHL**  
Associate AD  
Event Management  
& Sport Administration



**CHARLES SMALL**  
Associate AD  
Academic Services



**KEVIN TRAINOR**  
Associate AD  
Public Relations



**TRACEY STEHLIK**  
Associate AD  
Compliance



**JUSTIN MALAND**  
Associate AD  
Facilities



**ELVIS MOYA**  
Associate AD Marketing  
& Fan Development



**PATRICK PIERSON**  
Assistant AD  
Communications



**MARK TAURISANI**  
Assistant AD  
Football Operations



**MICHELLE GLOVER**  
Assistant AD  
Broadcast Services



**JOHN GOURLAY**  
Assistant AD  
Development



**MATT MCCOY**  
Associate General  
Counsel



**AARON PARRIS**  
Assistant AD  
Ticket Operations



**SCOTT SARGENT**  
Assistant AD  
Facilities



**CHARLIE ARVISO**  
Assistant AD  
Ticket Sales

# ARKANSAS ATHLETICS STAFF



**MICHAEL ADAMS**  
Women's Golf



**JAIME ARMBRUST**  
Gymnastics



**BLAKE ANDERSON**  
Sports Turf



**DR. CHRIS ARNOLD**  
Sports Medicine  
Orthopedic Surgeon



**ROBERT AWTRY**  
Facilities



**BROOKE BAILEY**  
Spirit Programs



**TODD BARBOUR**  
Strength &  
Conditioning



**WILL BARTLETT**  
Men's Basketball



**PATRICK BERGER**  
Sports Turf



**ANDREA BLAKNEY**  
Women's Basketball



**LEANNE BOWLES**  
Administration



**JEFF BRAZIL**  
Women's Basketball




**NESTOR BRICENO**  
Men's Tennis



**JAMES BROWN**  
Facilities



**KIM BRYAN**  
Facilities



**DESTINY BUCHANAN**  
Institutional  
Services Assistant



**GARRETT BURCHAM**  
Facilities



**REBECCA BURNS**  
Business Office



**SHAWN BURNS**  
Spirit Programs



**PAUL CAILLOUET**  
Information  
Technology




**JULIE CAIN**  
Event Management



**DEREK CAMPBELL**  
Facilities



**DOUG CASE**  
Men's  
Track and Field



**MATHEW CLARK**  
Strength &  
Conditioning



**RYAN CLARK**  
Skilled Tradesman



**JASON CLENDENDIN**  
Pilot



**T. J. CLEVELAND**  
Men's Basketball



**KAREN KATHERINE  
COKER**  
Facilities



**BRYAN COMPTON**  
Women's Track &  
Field



**ALLEN COOK**  
Sports Turf



**ROBERT COX**  
Facilities



**MICHAEL CRAMER**  
Facilities



**AMANDA CREAMER**  
Men's Basketball



**BRANDON CREER**  
Facilities



**TODD CURTIS**  
IMG



**PATRICK DALE**  
Facilities



**TRENT DANIEL**  
Graphic Design



**JEFF DANIELS**  
Men's Basketball



**BETTY DARROW**  
Facilities



**BRITTA DeLAY**  
Academics



**JUSTIN DELILLE**  
IMG



**KAT DEVENPORT**  
Compliance



**MARJORIE DeWITT**  
Business Office



**DAWN DIDIER**  
Athletic Training



**MATTHEW DOWNS**  
Men's Track & Field



**DOYLE EASTRIDGE**  
Facilities



**SCOTT EBY**  
Information  
Technology



**MEGAN ELLIOTT**  
Women's Track &  
Field





# ARKANSAS ATHLETICS STAFF



**WISPENY ELLIS**  
Compliance



**DAVID ENGLAND**  
Athletic Training



**HEATHER ENGLAND**  
Guest Services



**AUSTIN FREEMAN**  
Sports Turf



**ERIC FREY**  
Razorback Sports  
Network



**MONICA FRISBY**  
Compliance



**TRAVIS GEOPFERT**  
Men's Track & Field



**KATHI GEORGE**  
Facilities



**JT GEREN**  
Marketing



**KAREN GOBER**  
Academics



**LUC GODIN**  
Women's Tennis



**LACEY GOLDWIRE**  
Women's Basketball




**CLAY GOODWIN**  
Baseball



**CHARLES GRUBB**  
Facilities



**EVIE HAERTL**  
IMG



**BETH HAJ**  
Compliance



**SAVANNAH HALL**  
Academics



**MICHAEL HARRIS**  
Licensing



**MITCHELL HASKETT**  
Ticket Office



**MEREDITH HAYS**  
Volleyball



**MARK HINTON**  
Strength &  
Conditioning



**JEFF HIRSCHHEY**  
Facilities



**DOUG HOLDER**  
Facilities



**JEFFREY HOLT**  
Facilities



**JACOB HOOPS**  
Academics



**SCOTT HOUSE**  
Pilot



**RODGER HUNTER**  
Academics



**ROY JACOBSON**  
Event Management



**CHRIS JOHNSON**  
Women's Track &  
Field



**MICHAEL JOHNSON**  
Sports Psychology



**WES JOHNSON**  
Baseball



**KIMBERLY  
JOHNSON HINTON**  
Athletic Training



**GREYSON JONES**  
Facilities



**KEVIN JONES**  
Sports Turf



**SAMUEL JONES**  
Razorback Sports  
Network



**SPENCER KARNES**  
Sports Turf



**KRISTI KIELY**  
Soccer



**ROBERT KISABETH**  
Equipment



**ANDREW KREIS**  
Athletic Training



**BARRETT LAISS**  
Men's Golf



**WILL LANDRETH**  
Compliance



**LANCE LEDER**  
Sports Turf



**DEBBIE LeMASTER**  
Administration



**RAUL LEMUS**  
Facilities



**JOSEPH LINDQUIST**  
Information  
Technology



**DOUG LOPSHIRE**  
Facilities



**RANNY LOREN**  
Facilities



**PAULINE LOVE**  
Women's Basketball

# ARKANSAS ATHLETICS STAFF



**MICHAEL LUSSON**  
Ticket Office



**HILDA MACIAS MARTINEZ**  
Facilities



**JOSE MARTINEZ-VARGAS**  
Facilities



**MIKE MASINO**  
Razorback Sports Network



**TRICIA MATYSAK**  
Athletic Training



**W. C. McCain**  
Facilities



**YOLANDA McRAE**  
Softball



**JEFFREY MELLON**  
Facilities



**TERRY MERCER**  
Men's Basketball



**MATHEW MEUCHEL**  
Softball



**CHASE MILLER**  
Marketing



**MARIA MOJICA**  
Facilities



**KELLY MOORE**  
Baseball



**SUSAN MOORE**  
Compliance



**BRANDON MORRIS**  
Academics



**CHRISTIE MULDOON**  
Razorback Sports Network



**TAMESHA MUSE**  
Student-Athlete Development



**BRYAN NELSON**  
Pilot



**JON NEWMAN-GONCHAR**  
Volleyball



**COLE PETERSON**  
Athletic Training



**ADAM PETWAY**  
Strength & Conditioning



**JODY PHILLIPS**  
Sports Turf



**MICHAEL PHILLIPS**  
Sports Turf



**KAYLA POPE**  
Institutional Services Assistant



**LESLIE POUNDS**  
Business Office



**MORGAN RAINER STREHLOW**  
Administration



**CHRIS RHOADS**  
Razorback Sports Network



**ANDREW ROBERTS**  
Business Office



**EVENCIO RODRIGUEZ**  
Facilities




**MEGAN ROSCH**  
Business Office



**WILL ROTH**  
IMG



**FELECIA SAINE**  
Academics



**JESUS SANCHEZ**  
Maintenance Assistant



**JIMMY SANCHEZ**  
Marketing



**BLAKE SANDLIN**  
Ticket Office



**TODD SCHAEFER**  
Women's Basketball



**DALE SCHULTZ**  
Swimming & Diving



**MARK SCOBEY**  
Guest Services



**ROBERT SCOTT**  
Strength & Conditioning



**AMBER SHIREY**  
Women's Basketball



**DAVID SHOEMAKER**  
IMG



**ABBEY SIEBENMORGEN**  
Business Office



**JEFF SIEGLER**  
Sports Turf



**ANDREW SILVA**  
Razorback Sports Network



**MICHAEL SISCO**  
Ticket Office



**DR. TERRY SITES**  
Sports Medicine Orthopedic Surgeon



**WHITNEY SMITH**  
Strength & Conditioning



**WESLEY SOWELL**  
Facilities



# ARKANSAS ATHLETICS STAFF



**MOLLIE STEHLIK**  
Event Management



**REGINA STEPHENS**  
Ticket Office



**DAKOTA STRANGE**  
IMG



**MIKE STROUHAL**  
Strength &  
Conditioning



**MORGAN STUBBS**  
IMG



**JOHNNA SWEATMAN**  
Facilities



**MARK TAYLOR**  
Equipment



**JERRY THOMAS**  
Facilities



**NATE THOMPSON**  
Baseball



**SCOTTY THURMAN**  
Men's Basketball



**DYLAN TOLLEY**  
Ticket Office



**ALYSSA TRAXSON**  
Razorback Sports  
Network



**NATALIE TROTTER**  
Athletic Training



**ANA MARIA  
VAZQUEZ**  
Facilities



**BEATRIZ VIZUETH**  
Facilities



**OLIVET VIZUETH**  
Facilities



**MEGAN  
WARGO-KEARNEY**  
Volleyball



**HENRY CHARLES  
WATKINS**  
Facilities



**MELVIN WATKINS**  
Men's Basketball



**TANYA WEBB**  
Business Office



**PAIGE WILLIAMS**  
Softball



**MATT WOLFE**  
Razorback Sports  
Network



**COREY WOOD**  
Athletic Training



**DR. DEREK WORLEY**  
Primary Care Sports  
Medicine Physician



**BERT WRIGHT**  
Facilities



**DR. DAVID YAKINI**  
Sports Medicine  
Orthopedic  
Surgeon



**DR. RAMON  
YLANAN**  
Primary Care Sports  
Medicine Physician



**MATT  
ZIMMERMAN**  
Men's Basketball