


THE AMERICAN ATHLETIC CONFERENCE
**2017 FOOTBALL
MEDIA GUIDE**



P6





The American's place on the national stage was set in the conference's first year as Breshad Perriman and UCF topped Big 12 champion Baylor in the 2014 Fiesta Bowl.

UConn gave The American its first NCAA title as the Huskies beat Michigan to win the 2014 men's basketball crown ...



... while the UConn women followed with a win against Notre Dame the next night to take the second of four straight NCAA titles.




Navy quarterback Keenan Reynolds finished fifth in the voting for the 2015 Heisman Trophy and shared the AAU Sullivan Award - given to the nation's top amateur athlete - with UConn's All-America basketball player Breanna Stewart.

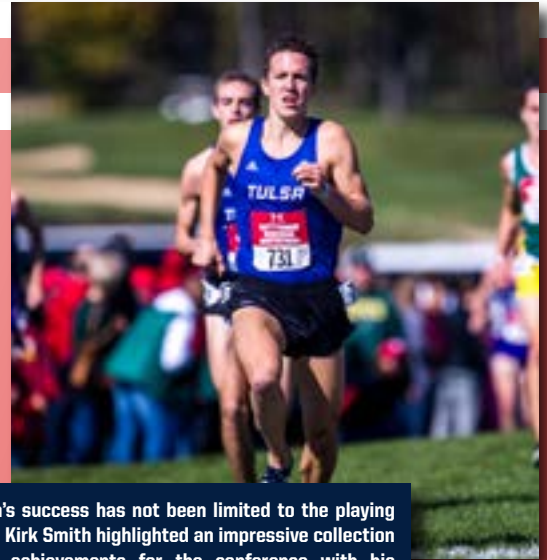


Temple's Haason Reddick was the first of a league-record 15 players from The American taken in the 2017 NFL Draft. As of July 1, 2017, there were 118 players on NFL rosters who played in The American.

AMERICAN POWER



Houston made it two New Year's Six wins in three years for The American as the Cougars rolled past Florida State in the 2015 Chick-fil-A Peach Bowl.



The American's success has not been limited to the playing fields. Tulsa's Kirk Smith highlighted an impressive collection of academic achievements for the conference with his selection as a Rhodes Scholar in 2016.

THE AMERICAN ATHLETIC CONFERENCE



15 Park Row West • Providence, Rhode Island 02903
Switchboard - 401.244.3278 • Communications - 401.453.0660
www.TheAmerican.org

Table Of Contents

American Athletic Conference	2-5
Commissioner Mike Aresco	6-7
Conference Staff.....	8-12
College Football Playoff.....	13
American Bowl Lineup	14-15
The American On Television.....	16
The American Digital Network.....	17
American Athletic Conference Notebook	18

The Teams

East Division

UCF Knights	19-24
School Quick Facts.....	19
Storylines & Schedule.....	20
Coaching Staff.....	21
Coaching Records.....	22
2016 Statistics & Results	23
Year-By-Year Results.....	24
Cincinnati Bearcats	25-30
UConn Huskies	31-36
East Carolina Pirates	37-42
USF Bulls.....	43-48
Temple Owls.....	49-54

West Division

Houston Cougars	55-60
Memphis Tigers	61-66
Navy Midshipmen.....	67-72
SMU Mustangs.....	73-78
Tulane Green Wave.....	79-84
Tulsa Golden Hurricane.....	85-90

American Athletic Conference Almanac

2016 In Review	92-99
Final Standings.....	92
Bowl Results.....	92
Postseason Awards	92
All-Conference Teams	93
NCAA Leaders.....	94
Conference Individual Leaders	95-96
Conference Team Leaders.....	97-98
The American Football Championship	99

Record Book

Individual Records	100-113
Team Records.....	114-121
Annual Leaders.....	122-123
Annual Standings.....	124-125
Year-By-Year History.....	125-126
Championship Results	127
All-Conference Honors.....	128-129
Weekly Honors.....	130-131
Coaching Records.....	132
Series Results	133-136
National Award Winners	137-142
All-Time Polls.....	143-150
American vs. Ranked Teams.....	151
The American and the NFL	152
All-Time Bowl Appearances.....	153
National Bowl Results	154-159

American Athletic Conference Media Services.....	160
Media Relations Directory	IBC

American Athletic Conference Staff

Commissioner.....	Michael L. Aresco
Senior Associate Commissioner and Chief Operating Officer.....	Donna DeMarco
Senior Associate Commissioner (Broadcasting)	Tom Odjakjian
Chief Financial Officer	Eric Ziady
Associate Commissioner (Communications and External Relations)	Bernadette Cafarelli
Associate Commissioner (Football)	Scott Draper
Associate Commissioner (Governance and Compliance)	Ellen Ferris
Associate Commissioner (Men's Basketball).....	Nate Pomeday
Associate Commissioner (Women's Basketball)	Barbara Jacobs
Associate Commissioner (Sport Administration and Championships)	James Siedliski
Assistant Commissioner (Communications).....	Chuck Sullivan
Assistant Commissioner (Sport Administration and Championships).....	Robert Weygand
Senior Director of Branding and Sport Administration.....	Catherine Carmignani
Senior Director of Communications and Digital Media.....	Bill Potter
Senior Director of Compliance.....	Andrea Dahly
Senior Director of Football Operations.....	Michael Costa
Senior Director of Sport Administration and Championships.....	Patrick Colbert
Director of Business Affairs.....	Karen Giblin
Director of Communications.....	Chevonne Mansfield
Assistant to the Commissioner	Lisa Zaneccchia
Assistant Director of Broadcast Scheduling.....	Kauri Black
Assistant Director of Digital Communications	Gary Robinson
Assistant Director of Digital Media and Reporter	Hali Oughton
Executive Assistant for Administration	Lois DeBlois
Administrative Assistant.....	Wanda Factor
Administrative Assistant for Compliance	To be named
Receptionist	Kathy Kirkpatrick
Administrative Fellow.....	To be named
Communications Intern.....	Greg Barlow
Communications Intern.....	Alyssa Shannon
Video Production Intern.....	To be named
Coordinator of Football Officiating	Terry McAulay
Coordinator of Men's Basketball Officiating.....	Mark Whitehead
Coordinator of Women's Basketball Officiating.....	Debbie Williamson



Credits

Editor:	Chuck Sullivan
Printing:	Charles Guillette - Colonial Lithograph, Inc., Attleboro, Mass.
Photography:	Ben Solomon and member school communications offices.

On The Cover:

The #AMERICANPOW6R players for 2017 include USF quarterback Quinton Flowers, UCF linebacker Shaquem Griffin, Houston defensive tackle Ed Oliver, Memphis quarterback Riley Ferguson, SMU wide receiver Courtland Sutton and Tulsa running back D'Angelo Brewer.

THE AMERICAN ATHLETIC CONFERENCE

The American Athletic Conference consists of 13 prestigious institutions: the University of Central Florida, the University of Cincinnati, East Carolina University, the University of Connecticut, the University of Houston, the University of Memphis, the U.S. Naval Academy (in football only), the University of South Florida Southern Methodist University, Temple University, Tulane University, the University of Tulsa, and Wichita State University (as of July 1, 2017).

Under the leadership of commissioner Mike Aresco, the American Athletic Conference has written an impressive list of accomplishments, both in the competitive arena and the classroom. The American has taken its place at the forefront of intercollegiate athletics, with a collection of national team and individual championships and football and men's and women's basketball postseason victories that place The American among the elite Division I FBS conferences.

The league has produced four NCAA championship teams - UConn men's basketball in 2014 and UConn women's basketball in 2014, 2015 and 2016 - in addition to two New Year's Six bowl champions, five NCAA individual championships, and one Rhodes Scholar. Additionally, American Athletic Conference teams have advanced to the College World Series, reached the semifinal and final rounds of the NIT, qualified for the match play round of the NCAA Men's Golf Championship and registered top-10 finishes at the NCAA Cross Country and Outdoor Track and Field championships.

The American Athletic Conference was one of six finalists for the 2016 Sports Business Journal Sports League of the Year award, along with Major League Baseball, Major League Soccer, NASCAR, the National Basketball Association and the PGA Tour.

In football, Temple and Navy were ranked in the final College Football Playoff poll of the 2016 season, marking the second straight season that The American finished with at least two ranked teams. Seven teams from The American played in bowl games, while three teams (USF, Temple, Tulsa) finished with at least 10 wins.

The American has had a combined 15 teams play in bowl games in the last two seasons, highlighted by Houston's win against Florida State in the 2015-16 Chick-fil-A Peach Bowl. Houston's finish at No. 8 nationally in 2015 gave The American a top-10 team in the final national polls for the second time in three seasons after UCF

finished No. 10 in the 2013 rankings after the Knights' Fiesta Bowl win against Baylor. Additionally, Memphis, Navy, USF and Temple have all finished in the top 25 of either the CFP, Associated Press or USA Today polls as members of The American.

Individual teams in The American have enjoyed unprecedented success since the conference's formation. Houston went 13-1 in the 2015 football season, setting a school record for wins, while Navy won a program-record 11 games in its first season in the conference, also in 2015. The 2014 season saw Memphis finish with 10 wins in football for the first time since 1938, while Temple enjoyed its first 10-win season in 2015.

Beyond the gridiron, The American sent four teams to the 2016 NCAA Men's Basketball Championship, and the league had the best men's basketball postseason record of any conference in 2014. Since the conference's formation in 2013-14, teams from The American have registered top-10 national rankings in football, men's basketball, women's basketball, baseball, men's soccer, men's golf, and men's track and field. Student-athletes from The American won three NCAA individual titles in track and field in 2016-17 as Cincinnati's Annette Echikunwoke won the indoor weight throw, Tulsa's Marc Scott won the outdoor 10,000-meter title, and Houston won the crown in the outdoor 4x100-meter relay.

Under The American's banner, SMU advanced to the NCAA Men's Basketball Championship for the first time since 1993. The UConn women's basketball team won its NCAA-record ninth, 10th and 11th national championships and broke its own NCAA record with a 111-game winning streak that spanned three seasons. UCF, East Carolina and Houston have all achieved top-10 rankings in baseball in the past three years. Tulsa placed sixth at the 2016 NCAA Men's Cross Country Championship, while USF finished the 2014-15 season at No. 8 in the final men's golf national ranking.

American Athletic Conference student-athletes have distinguished themselves in all facets of intercollegiate athletics. Temple linebacker Tyler Matakevich won the Bednarik Award and the Nagurski Trophy as the nation's top defensive player in 2015, while Navy quarterback Keenan Reynolds finished fifth in the Heisman Trophy voting. UConn basketball standout Breanna Stewart finished her career as the most decorated player in college basketball history as she was chosen as the consensus national



Temple celebrated its first American Athletic Conference title with a win against Navy in The American Championship

THE AMERICAN ATHLETIC CONFERENCE

player of the year for the third time and became the first player be named four times as the Most Outstanding Player at the Final Four. Reynolds and Stewart were selected as the winners of the 2016 AAU James E. Sullivan Award as the nation's top amateur athletes, marking only the second time in the 86-year history of the award that multiple winners were chosen.

Additionally, SMU's Avery Acker was chosen as the Division I women's volleyball Academic All-America of the Year in 2015, while Navy offensive guard E.K. Binns and East Carolina wide receiver Zay Jones have both been named as finalists for the 2016 Campbell Trophy, which is presented by the National Football Foundation to the top scholar-athlete in college football. Tulsa cross country standout Kirk Smith was chosen as a Rhodes Scholar in the fall of 2016, while two student-athletes from The American earned NCAA Postgraduate Scholarships in the conference's first three years. The conference had a record 16 student-athletes earn CoSIDA Academic All-America accolades in 2015-16.

American Athletic Conference alumni have made their mark in professional sports as well. UCF quarterback Blake Bortles was selected by the Jacksonville Jaguars with the No. 3 pick in the 2014 NFL Draft. More recently, a number of American Athletic Conference athletes have been selected in the first round of the professional entry drafts in football, basketball, baseball and soccer. The American has had two first-round picks in football in each of three of the last four seasons, while the conference produced four first-round picks in the 2016 WNBA Draft.

The American Athletic Conference holds media rights partnerships with ESPN and CBS Sports which provide the conference with outstanding national exposure on the two industry leaders in sports television. The football portion of the contract calls for nearly 90 percent of conference-controlled games on national broadcast or national cable platforms. The first two American

Athletic Conference Football Championships were televised by ABC as part of Championship Saturday.

In men's basketball, the television deal calls for all conference-controlled games to be televised, with more than 63 percent slotted for national broadcast or national cable - a minimum of 107 games. The entire postseason tournament is televised, including the championship game, which is on ABC or ESPN. Sixty percent of the American's women's basketball games are carried on national cable, regional sports networks or ESPN3, while the conference has a multi-year agreement with CBS Sports Network for coverage of select baseball games.

American Athletic Conference teams have access to the pinnacle of college football's postseason structure. An American representative would be chosen for the College Football Playoff semifinals if it is among the top four teams in the CFP selection committee's final ranking. Otherwise, the league would place its champion in a New Year's Bowl if it is ranked higher than the champions of Conference USA, the Mid-American Conference, the Mountain West Conference and the Sun Belt Conference.

Additionally, The American holds primary or secondary partnerships with 12 bowls for the current six-year cycle, ensuring multiple annual matchups against the nation's top conferences and providing desirable postseason destinations to member institutions.

The American Athletic Conference serves its membership from a state-of-the-art office located in Providence, Rhode Island. The location of the conference headquarters - just steps from the city's Amtrak station and 10 minutes from T.F. Green International Airport - gives the conference easy access to its member schools. The conference headquarters also serves as the home of the American Digital Network, which provides live coverage of all 21 conference championships.



Annette Echikunwoke of Cincinnati (top left), Marc Scott of Tulsa and Houston's 4x100 relay squad won NCAA individual titles in 2016-17

THE AMERICAN ATHLETIC CONFERENCE



2016-17 American Athletic Conference Champions

Sport.....	Regular-Season.....	Postseason.....
Baseball.....	UCF, Houston.....	Houston
Men's Basketball.....	SMU.....	SMU
Women's Basketball.....	UConn.....	UConn
Men's Cross Country.....	Tulsa
Women's Cross Country.....	SMU
Football.....	Temple, USF, Navy.....	Temple
Men's Golf.....	USF
Women's Golf.....	UCF
Women's Rowing.....	UCF
Men's Soccer.....	USF.....	Tulsa
Women's Soccer.....	UConn.....	UConn
Softball.....	Tulsa.....	Tulsa
Men's Swimming & Diving.....	East Carolina
Women's Swimming & Diving.....	Houston
Men's Tennis.....	USF
Women's Tennis.....	USF
Men's Indoor Track & Field.....	Houston
Women's Indoor Track & Field.....	UCF
Men's Outdoor Track & Field.....	Houston
Women's Outdoor Track & Field.....	Cincinnati
Women's Volleyball.....	SMU

NCAA Champions

NCAA Team Championships (4)

UConn Men's Basketball - 2014
 UConn Women's Basketball - 2014, 2015, 2016

NCAA Individual Championships (6)

Joao DeLuca,
 Louisville Men's Swimming & Diving
 100-yard freestyle - 2014
 200-yard freestyle - 2014

Bryson Dechambeau,
 SMU Men's Golf - 2015

Annette Echikunwoke
 Cincinnati Track and Field
 Indoor Weight Throw - 2017

Marc Scott
 Tulsa Track and Field
 Outdoor 10,000-meter run - 2017

John Lewis II, Mario Burke,
 Jacarias Martin, Cameron Burrell
 Houston Track and Field
 Outdoor 4x100-meter relay - 2017

THE AMERICAN ATHLETIC CONFERENCE

All-Time Regular-Season Champions

	UCF	CIN	UCONN	ECU	HOU	MEM	NAVY	USF	SMU	TEM	TLN	TLS	OTHERS
BASEBALL	1	0	0	0	2	0	-	0	-	0	1	-	1
MEN'S BASKETBALL	0	1	0	0	0	0	-	0	2	1	0	0	1
WOMEN'S BASKETBALL	0	0	4	0	0	0	-	0	0	0	0	0	0
FOOTBALL	2	1	0	0	1	1	2	1	0	2	0	0	0
MEN'S SOCCER	0	0	1	-	-	0	-	1	1	0	-	0	1
WOMEN'S SOCCER	2	0	2	0	0	0	-	0	0	0	-	0	0
SOFTBALL	2	-	0	0	0	0	-	1	-	-	-	1	0
VOLLEYBALL	1	0	0	0	0	0	-	0	2	0	0	0	1
TOTALS	8	2	7	0	3	1	2	3	5	3	1	1	4

All-Time Postseason Champions

	UCF	CIN	UCONN	ECU	HOU	MEM	NAVY	USF	SMU	TEM	TLN	TLS	OTHERS
BASEBALL	0	0	1	1	2	0	-	0	-	0	0	-	0
MEN'S BASKETBALL	0	0	1	0	0	0	-	0	2	0	0	0	1
WOMEN'S BASKETBALL	0	0	4	0	0	0	-	0	0	0	0	0	0
M CROSS COUNTRY	-	0	0	0	0	0	-	0	-	0	0	3	1
W CROSS COUNTRY	0	0	0	0	0	0	-	0	2	0	0	2	0
FOOTBALL	0	0	0	0	1	0	0	0	0	1	0	0	0
MEN'S GOLF	0	0	0	0	0	0	-	3	1	0	-	-	0
WOMEN'S GOLF	2	0	-	0	1	0	-	0	0	-	0	0	1
ROWING	3	-	0	-	-	-	-	-	0	0	-	0	1
MEN'S SOCCER	0	0	0	-	-	0	-	1	0	0	-	3	0
WOMEN'S SOCCER	1	1	2	0	0	0	-	0	0	0	-	0	0
SOFTBALL	1	-	0	0	0	0	-	0	-	-	-	2	1
M SWIMMING & DIVING	-	0	0	3	-	-	-	-	0	-	-	-	1
W SWIMMING & DIVING	-	0	0	0	1	-	-	-	2	-	0	-	1
MEN'S TENNIS	0	-	0	0	-	0	-	4	0	0	0	0	0
WOMEN'S TENNIS	0	0	0	0	0	0	-	2	0	0	0	2	0
M INDOOR TRACK & FIELD	-	0	1	0	3	0	-	0	-	-	0	0	0
W INDOOR TRACK & FIELD	1	0	2	0	0	0	-	0	1	0	0	0	0
M OUTDOOR TRACK & FIELD	-	0	1	0	3	0	-	0	-	-	0	0	0
W OUTDOOR TRACK & FIELD	0	2	0	0	0	0	-	0	2	0	0	0	0
TOTALS	8	3	12	4	11	0	0	10	10	1	0	12	7

Regular-season championships include ties and divisional titles.

A dash in the column indicates that the school has not sponsored the particular sport as a member of The American. Temple competed in baseball in the 2013-14 academic year, but no longer sponsors the sport.

Louisville and Rutgers competed in The American in the 2013-14 academic year; Villanova competed as an affiliate member in rowing in 2013-14, and Sacramento State and San Diego State have competed as affiliate members in rowing since 2013-14. All championships won by those institutions are listed in the 'Others' column.

THE AMERICAN ATHLETIC CONFERENCE

Mike Aresco Commissioner

Mike Aresco has established himself as one of the leading figures in intercollegiate sports as commissioner of the American Athletic Conference.

Aresco was named to his current position Aug. 14, 2012, and had his contract extended by The American's Board of Directors in 2017. He has overseen a strategic reinvention of the conference, which has become one of the premier conferences in the nation. Conference teams have won four NCAA Championships and two New Year's Six bowl games since the 2012-13 academic year. The American was named in 2016 as a finalist for the Sports Business Journal Sports League of the Year award, and was the only entity from college athletics to be so honored.

The American's inaugural year produced a remarkable string of accomplishments as UCF won the Tostitos Fiesta Bowl and finished the season ranked No. 10 in the Associated Press poll. UConn won NCAA titles in both men's and women's basketball as American Athletic Conference teams had the best postseason winning percentage of any conference in men's basketball. The league sent four teams to the NCAA tournament and saw SMU advance to the championship game of the NIT.

The American was the only conference to have a Bowl Championship Series win and teams in the Men's Final Four, the Women's Final Four and the College World Series in 2013-14. Teams from the conference finished in the national top 10 in football, men's basketball, women's basketball, men's soccer, baseball and men's golf.

The American, after having as many as five teams ranked in the Associated Press poll during the season, produced three teams in the final College Football Playoff poll of 2015, including Houston, which defeated Florida State in the Chick-Fil-A Peach Bowl and finished No. 8 in the final national rankings with a 13-1 record. Navy, in its first year as a member of the conference, finished No. 18 nationally after a school-record 11 wins in 2015. UConn went on to win its fourth straight NCAA title in women's basketball, while The American sent four teams to the NCAA men's basketball tournament.

Among the milestones reached in Aresco's tenure have been the introduction of the American Athletic Conference Football Championship in 2015 and the launching of a dynamic Power 6 branding campaign, which aligns The American with its peer conferences and celebrates the competitive success that the conference has enjoyed at the highest level of collegiate competition.

In the wake of the changes created by college sports realignment, Aresco has solidified the conference. He led negotiations that resulted in television contracts with ESPN and CBS Sports, which have given the conference unprecedented national exposure and branding with the two industry leaders in sports television. Aresco organized the process whereby the conference was renamed the American Athletic Conference - a name that has been accepted nationally - and he also oversaw the process that resulted in the conference's popular graphic identity.

He has also successfully worked with the conference schools to arrive at an equitable distribution of existing revenue for the current and new conference institutions, bringing about a period of cohesiveness that is unprecedented in the league's history. He has restructured the conference office staff to maximize efficiency and better serve the needs of the membership.

Among his other significant accomplishments on behalf of the American Athletic Conference were the spearheading of expansion efforts, which resulted in the addition of East Carolina, Tulane and Tulsa as of July 1, 2014, Navy as a football member in 2015, and Wichita State as a non-football-playing member in 2017; launching the American Digital Network; successful site negotiations for the conference's men's and women's basketball championships; development of The American's broad-based strategic plan, and the launching of a multifaceted brand marketing campaign.

Additionally, Aresco brokered a multi-year marketing rights agreement with IMG College, the industry leader in collegiate sports marketing, and oversaw the development of The American's new football bowl lineup, which features numerous annual matchups against the nation's other top conferences.

Aresco has played an active role in the formation of the College Football Playoff, serving on the



THE AMERICAN ATHLETIC CONFERENCE

College Football Playoff Management Committee and helping to select the 13 members of the CFP Selection Committee. Aresco also serves on the College Football Playoff Site Selection, Strategic Planning and Public Relations committees. He was instrumental in securing the arrangement that puts the American Athletic Conference champion in a New Year's Day system bowl if it is the highest-ranked team among the champions of five conferences.

In basketball, Aresco has secured the conference's participation in an officiating consortium partnering with the Southeastern Conference and the Atlantic Sun Conference to ensure that the highest-quality game officials are assigned to American Athletic Conference contests.

Aresco is a member of the Conference Commissioners Association National Letter of Intent Policy and Review Committee as well as the CCA's enforcement and women's basketball working groups. He serves on the board of managers for both College Football Officiating, LLC, and Men's College Basketball, LLC. He is also a member of the FBS commissioners' media subcommittee. He is a charter member of the steering committee of the Columbia University/New York City Chapter of the National Football Foundation, serves on the NFF's screening committee and serves on the board of the National Sports Marketing Network.

Aresco has been a leader in the NCAA governance redesign efforts and a strong and articulate spokesman in various forums for the integrity of the collegiate model.

Aresco came to the conference from CBS Sports where he was Executive Vice President, Programming. He was responsible for all college sports programming for CBS Sports and CBS Sports Network. Aresco oversaw the acquisition and management of CBS Sports college properties, including the NCAA Men's Basketball Championship, regular-season college basket-

ball and football, conference basketball championship games, football bowl games and other programming. His responsibilities included game selection and scheduling, day-to-day operations, contract negotiations, identification of future acquisitions, development of programming strategies and coordination of new media and marketing initiatives.

Aresco played an integral role in the landmark deal that created the CBS Sports-Turner Broadcasting partnership, which resulted in the acquisition of the NCAA Men's Division I Basketball Championship rights through 2024. He managed the complex 14-year agreement that provides expanded national broadcast and cable coverage of the NCAA basketball championship. Aresco also was instrumental in the CBS Television Network's groundbreaking bundled rights agreement with the NCAA, which granted CBS exclusive rights to the NCAA tournament from 2003 through 2010. The 2010 NCAA Championship won a Sports Emmy in the Outstanding Playoff Coverage category. He also was a significant contributor in the development of new media platforms for the NCAA Championship, including March Madness On Demand, a highly successful streaming platform.

In 2008, Aresco negotiated a historic 15-year agreement with the Southeastern Conference to televise the league's football and basketball games. The agreement also provided multiple new media rights for CBS, CBS Sports Network and CBS Interactive. He forged numerous basketball agreements with major conferences and negotiated 10-year extensions of the Army-Navy and Notre Dame-Navy football rivalries.

Aresco was the creator and executive producer of The Tony Barnhart Show and Courtside with Seth Davis, both of which aired on the CBS Sports Network. In 2004, he was appointed by the late NCAA President Myles Brand to the Basketball Partnership, a select panel whose

mission was to explore ways to improve and promote college basketball.

Aresco joined CBS Sports from ESPN where he was responsible for overseeing the acquisition, scheduling and development of long-term strategies for all ESPN college sports properties. Earlier in his tenure at ESPN, he was responsible for programming a wide variety of sports properties, including College Football Association, Big Ten, and Pac-10 college football, NCAA events, including early rounds of the NCAA basketball tournament, the College World Series and various professional sports events, including thoroughbred racing, Top Rank Boxing, CFL football, Australian Rules Football, rodeo and yachting. He was the architect of ESPN's signature Thursday night college football series and helped develop ESPN's Bowl Week. He joined ESPN in 1984 as Counsel and was named Assistant General Counsel in 1988 before moving to the programming department.

Aresco is a Phi Beta Kappa graduate of Tufts University (B.A., magna cum laude, history), The Fletcher School of Law and Diplomacy at Tufts (M.A., international relations), where he held a John Moors Cabot Scholarship, and the University of Connecticut School of Law (J.D.). He practiced law privately in Hartford, Connecticut, for several years.

Aresco has been a regular speaker and expert panelist at national symposiums and seminars on the topics of college athletics and sports television. He was awarded the 2013 Distinguished Graduate Award by the UConn School of Law Alumni Association and was elected to the Middletown (Connecticut) Sports Hall of Fame in January of 2015.

Aresco and his wife, Sharon, have two adult sons: Matthew, an Emmy-nominated television producer who lives in Connecticut with his wife, Elizabeth; and Brett, an actor who lives in New York City.



CONFERENCE STAFF

Donna DeMarco **Senior Associate Commissioner/ Chief Operating Officer**

Donna DeMarco has been part of the conference staff since 1988 and has been Senior Associate Commissioner for Administration since 2009.

DeMarco serves as The American's chief operating officer, overseeing the organizational aspects of the conference, including management of the conference staff. As the conference's primary administrator, she ensures that direct lines of communication exist between the conference office and the 12 member institutions.

Additionally, DeMarco assists with overall administration and management of conference matters pertaining to service, governance and facilitation.

DeMarco has further oversight of the fiscal, legal and business affairs of The American and is the conference's liaison with institutional personnel in those areas. She supervises the approval of the conference's annual operating budget, ensures appropriate legal contract review and manages the league's human resource operation.

Before taking on her current role, DeMarco had been Associate Commissioner for Women's Basketball from 2006-09, during which time she was the primary administrator for one of the conference's most successful and high-profile sports.

DeMarco was the conference's Associate Commissioner for Sport Administration from 1996-2006, overseeing all operational and governance matters for 23 conference sports. She began her career as an administrative assistant for Public Relations & Championships in 1988 before being promoted to Director of Championship Operations and subsequently Assistant Commissioner for Championships.

DeMarco completed a term on the NCAA Division I Administration Cabinet – which is responsible for addressing governance issues, the Division I membership process and all committee selections – in July of 2015. She was a member of the NCAA Division I Men's Soccer Committee from 1999-2003 and served as the committee chair from 2000-03.

DeMarco is a 1987 graduate of the University of Connecticut with a bachelor's degree in communications and journalism.



Tom Odjakjian **Senior Associate Commissioner (Broadcasting)**

Tom Odjakjian, who serves as the Senior Associate Commissioner for Broadcasting and Digital Content, is a longtime veteran of the conference's senior staff, having joined the office from ESPN in 1995 as Associate Commissioner.

Odjakjian has oversight of all external conference content, including its digital content, and is The American's primary liaison with the league's television partners, managing those relationships on a daily basis.

Odjakjian has been the conference's primary point person for a number of significant television agreements, including The American's current partnerships with ESPN and CBS Sports that have given member institutions unprecedented exposure. Under the conference's current agreement, all conference-controlled football and men's basketball games will be televised, with nearly 90 percent of the football games and more than 90 percent of the men's basketball games available on either national broadcast or national cable platforms.

Odjakjian also has direct involvement in the assembly of The American's annual schedules in football and men's and women's basketball, in order to fulfill the network's contractual obligations and maximize exposure for the conference while balancing institutional schedules.

Odjakjian served in various executive roles at ESPN from 1981-94, including as the director of college sports. He was responsible for negotiation, acquisition, scheduling and budget supervision for the network's collegiate sports programming. Odjakjian was the architect behind the creation of ESPN's basketball Championship Week and football Bowl Week and had a hand in the network's NFL, NBA, NHL and Olympic sports programming.

Prior to joining ESPN, Odjakjian also served as Associate Commissioner of the Eastern College Athletic Conference and Assistant Sports Information Director at Princeton University. While at ESPN, in 1994, he was named as The Most Influential Person in College Sports by College Sports Magazine and was tabbed as one of the four most influential people in college basketball by Sporting News in 1990.

Odjakjian is a 1976 graduate of Lafayette with a bachelor's degree in Economics and Business. He played football and baseball as an undergraduate and was the recipient of George Wharton Pepper Prize, Lafayette's most prestigious honor.



Scott Draper **Associate Commissioner** **(Football)**

Scott Draper joined the American Athletic Conference staff in April 2014 as Associate Commissioner for Football.

Draper is the conference's primary football administrator and contact for all football initiatives and programs, including scheduling, officiating, operations and bowl relationships.

As the conference's liaison with administrators and coaches from each member institution, Draper works with the commissioner on football budgets and special projects and also provides oversight of the Miami Beach Bowl and The American Athletic Conference Football Championship.

Draper joined The American after most recently serving as Associate Director of Athletics and Director of Development for Athletics at Albion College, a position he held since 2011. Prior to that, he was the Assistant Athletic Director for Football Operations at the University of Michigan, where he was a key staff member of teams that won four Big Ten Football championships, four Rose Bowls, played in 12 bowl games and won the 1997 National Championship. In his role, he supervised football sport administration, strength and conditioning, equipment operations, and athletic training operations. He also served as sport administrator and liaison to admissions, academic services, compliance and eligibility, and dining and housing.

Previously, he was a Football Offensive Graduate Assistant (1995-97) and Assistant Video Coordinator (1992-95) at the University of Michigan.

Draper holds a bachelor's degree in general studies from Eastern Michigan University (1994). He earned a master's degree in business administration from Madonna University in 2012.



Terry McAulay **Coordinator of Football Officiating**

Terry McAulay has been the conference's Coordinator of Football Officiating since 2008. He is responsible for the development, training, recruitment and evaluation of football officials within the conference.

McAulay has served as an NFL referee since 2001 and he has worked five conference championship games and two Super Bowls (XXXIX and XLIII). He was a side judge for four years before becoming a referee.

Before working at the NFL, McAulay was a referee with the Atlantic Coast Conference and the Old Dominion Athletic Conference. His college officiating career began in 1989.

While working for the ACC, McAulay was the referee for the 1998 BCS National Championship Game which was played at the Orange Bowl in Miami.

McAulay earned a bachelor's degree from LSU in 1981 and a master's degree from Johns Hopkins in 1989.



Michael Costa **Senior Director** **of Football Administration**

Michael Costa joined the full-time conference staff in 2011 as Assistant Director of Football & Video Administration and was promoted to his current position in 2016.

Costa assists in all football administrative tasks and coordinates the conference's football video operations. He is the primary point person for all logistical operations associated with the American Athletic Conference Football Championship.

Costa spent the 2010-11 season as the conference's football and video administration assistant.

Before coming to the conference, Costa served as a football game day operations intern with the Atlantic Coast Conference and assisted with the South Florida Host Committee for Super Bowl XLIV in Miami.

Originally from Lynchburg, Virginia, Costa is a graduate of Guilford College and holds a master's degree in sports management from Florida State University.



CONFERENCE STAFF

Eric Ziady **Chief Financial Officer**

Eric Ziady joined the American Athletic Conference staff in November of 2016 as Chief Financial Officer.

Ziady had most recently served as the Director of Intercollegiate Athletics and recreation services at the University of Delaware from 2012-15, overseeing 21 athletic programs.

Ziady also spent 14 years on the staff at Boston College. During his tenure with the Eagles, he served as Senior Associate Athletic Director (2010-12), Associate Athletic Director for Business Operations (2004-10) and Assistant Athletic Director (1998-2004) and oversaw long-range fiscal and strategic planning for the department as well as administering the day-to-day business and financial operations.

Ziady began his career in athletic administration at Northeastern University, serving as Assistant Athletic Director for Finance and Administration (1994-98) and Athletics Business Manager (1991-94).

Ziady received a bachelor of arts degree in political science with an emphasis in business studies from Providence College in 1988. He earned a master of business administration (1994) and a master of science in sports management (1989) from Northeastern University.



Ellen Ferris **Associate Commissioner** **(Governance and Compliance)**

Ellen Ferris joined the American Athletic Conference staff in October of 2013 as Associate Commissioner for Governance and Compliance.

Ferris' responsibilities include coordination and administration of the conference's day-to-day compliance services with member institutions, including interpretative support and rules education.

Before joining the conference staff, Ferris served as Associate Vice President for Athletic Compliance at the University of Southern California. She also served four years at the NCAA and was the Assistant Commissioner for Compliance Services at the Big Sky Conference for three years.

Ferris sits on the Board of Directors of the National Association of Athletic Compliance and has been a member of the NAAC Reasonable Standards Committee, the NCAA Division I Legislative Review and Interpretations Committee, the Division I Management Council and the Division I Men's Tennis Committee.

Ferris holds an undergraduate degree in education from Texas State University-San Marcos and a master's degree in sport management from the United States Sports Academy. She holds a juris doctor degree from Southern Methodist University.



Bernadette Cafarelli **Associate Commissioner** **(Communications and External Relations)**

Bernadette Cafarelli joined the American Athletic Conference as associate commissioner for communications and external relations in January of 2016.

Cafarelli came to The American after spending the last 22 years at the University of Notre Dame, most recently as assistant athletics director/media relations.

Cafarelli worked as the primary contact for Notre Dame's men's basketball program, while she coordinated game management operations for Irish football games, including press box management.

Before joining the staff at Notre Dame, Cafarelli served as assistant director of marketing, promotions and media relations at Providence College for eight years. She began her career as assistant sports information director at the College of William & Mary.

Cafarelli has been a member of the College Sports Information Directors of America's Academic All-America committee for 25 years, including the last three years as the committee co-chair.

Cafarelli earned a bachelor's degree in American Studies from Notre Dame and holds a master's degree in sports administration from Ohio University. She was the 2000 recipient of CoSIDA's Lester Jordan Award, for outstanding contribution to the Academic All-America program, accepted the CoSIDA Arch Ward Award for excellence in 2016, served on CoSIDA's University Division Management Advisory Council from 2010-12, and was inducted into the CoSIDA Hall of Fame in 2013.



Barbara Jacobs **Associate Commissioner** **(Women's Basketball)**

Barbara Jacobs, who has worked with the conference since 1995, was promoted to her current position of Associate Commissioner for Women's Basketball in July of 2014.

Jacobs oversees all aspects of The American's women's basketball operations, including television, scheduling, branding and messaging, and management of the conference championship.

Jacobs was the Secretary/Rules Editor for the NCAA Women's Basketball Rules Committee from 1998-2006 and was the tournament manager for the 2004 NCAA East Regional. She was named Vice President of the CCA Coordinators of Officials from 1997-99 and was President from 1999-2001.

Jacobs was head coach at Syracuse from 1978-93, helping the Orange to the 1985 Big East title. She was named Big East Coach of the Year in 1988.

Jacobs was the head coach at Hartwick prior to leading the Syracuse program. During her eight-year tenure at Hartwick, she was also the head field hockey coach, head men's tennis coach, coordinator of women's athletics and a tenured professor of physical education.

Jacobs was inducted into the Syracuse Orange Plus Hall of Fame in 1990 and to the New England Basketball Hall of Fame in 2006.

Jacobs holds a bachelor's degree in physical education from the University of Wisconsin at La Crosse and a master's degree in education from SUNY Cortland.



James Siedliski
Associate Commissioner
(Sport Administration & Championships)



James Siedliski was promoted to his current position of Associate Commissioner for Sport Administration & Championships in 2006.

Siedliski oversees management and operations of the conference's 18 Olympic sport programs, including scheduling, officiating, policy-making and oversight of postseason championships. He additionally serves as tournament manager for The American's annual men's basketball championship and is the conference's liaison with member institutions with all matters pertaining to Olympic sport administration.

In addition to his duties with the conference, Siedliski was a member of the NCAA Division I Men's Lacrosse Committee for three years, and chaired the committee in 2013.

Siedliski came to the conference in 1998 as Director of Sport Administration and was promoted to Assistant Commissioner for Sport Administration in 2000 before assuming his current role on the conference's senior staff.

Before joining the conference, Siedliski had been Executive Director of the New Jersey Association of USA Track & Field.

Siedliski is a 1989 graduate of Rutgers University.

Nate Pomeday
Associate Commissioner
(Men's Basketball)



Nate Pomeday joined the American Athletic Conference staff as Associate Commissioner for Men's Basketball in August of 2016.

Pomeday is The American's primary men's basketball administrator and contact for all basketball initiatives and programs, including scheduling, officiating, operations and NCAA basketball relationships.

Pomeday came to The American from the University of Minnesota, where he served as an assistant coach during the 2015-16 campaign and as director of basketball operations in 2014-15. Prior to his arrival at Minnesota, he served a six-year stint as an assistant coach at Oregon State (2008-14) where he helped lead the Beavers to three postseason tournament berths and coordinated the program's recruiting efforts.

Pomeday also served as assistant dean of admission (2006-08) and assistant boys basketball coach (2005-08) at Lake Forest (Illinois) Academy while earning a master of science in sport administration from Northwestern University and graduating in June 2009.

His first stint in the collegiate coaching ranks came in August 2000 when he was named head coach and admission counselor at Calumet College of St. Joseph (Indiana), a position he held until July 2004. At the time, he was the youngest head basketball coach in the nation.

Pomeday was a standout guard at Northwestern from 1995-99 and graduated with a bachelor's degree in communication studies with a concentration in history.

Chuck Sullivan
Assistant Commissioner
(Communications)



Chuck Sullivan joined the conference as Director of Communications in August 2007 and was promoted to Assistant Commissioner in 2014.

Sullivan manages the day-to-day communications operations for The American's 21 Division I sports and serves as the primary external relations contact for football. He oversees media operations at The American's annual football and baseball championships.

Sullivan has served on the media coordination staff for the College Football Playoff, the BCS National Championship and the NCAA Final Four.

Before coming to the conference, Sullivan served as Director of Athletic Communications at Harvard from 2003-07, where he managed the communications efforts for the nation's largest intercollegiate athletics program. He also served as Assistant Director of Athletics for Communications at Bryant from 1999-2003. He was the Sports Information Director at UMass Boston from 1995-99 and spent two years as a Communications Assistant at Princeton.

Sullivan is a 1993 graduate of Boston University.

Robert Weygang Jr.
Assistant Commissioner
(Sport Administration & Championships)



Robert Weygang joined the conference staff in 2004 and serves as Assistant Commissioner of Sport Administration and Championships.

Weygang serves as one of the primary administrators and contacts for several American Athletic Conference sports and is the lead office liaison for communication with member schools' administrators, coaching staffs and game officials. He provides on-site management of select conference championships, oversees regular-season scheduling and is the conference's liaison with the members' sports medicine group.

Weygang served as Director of Sport Administration since 2007 after spending three years as Assistant Director of Sport Administration.

Weygang is a 2002 graduate of the University of Rhode Island with a degree in sports medicine. He earned a master's degree in education from Springfield College in 2004.

CONFERENCE STAFF



Catherine Carmignani
Senior Director of Branding
and Sport Administration

Joined Conference Staff
2012



Bill Potter
Senior Director of
Communications

Joined Conference Staff
2016



Andrea Dahly
Senior Director of
Compliance

Joined Conference Staff
2014



Patrick Colbert
Senior Director of
Sport Administration &
Championships

Joined Conference Staff
2012



Karen Giblin
Director of Business Affairs

Joined Conference Staff
2014



Chevonne Mansfield
Director of Communications

Joined Conference Staff
2013



Hali Dughton
Assistant Director of
Digital Media and Reporter

Joined Conference Staff
2014



Gary Robinson
Assistant Director of
Digital Communications

Joined Conference Staff
2016



Kauri Black
Assistant Director of
Broadcast Scheduling

Joined Conference Staff
2015



Lisa Zanecchia
Assistant to the
Commissioner

Joined Conference Staff
1982



Lois DeBlois
Executive Assistant
for Administration

Joined Conference Staff
1991



Wanda Factor
Administrative Assistant

Joined Conference Staff
1999



Kathy Kirkpatrick
Receptionist

Joined Conference Staff
1990



Greg Barlow
Communications Intern

Joined Conference Staff
2017



Alyssa Shannon
Communications Intern

Joined Conference Staff
2017



Cody Getz
Video Production Intern

Joined Conference Staff
2017

COLLEGE FOOTBALL PLAYOFF

The College Football Playoff (CFP) is a big success. Fans, including many who are new to the sport, enjoy it. The first College Football Playoff semifinals and national championship were the three most-viewed programs in cable television history.

Every Game Counts

The playoff preserves the excitement and significance of college football's unique regular season where every game counts.

Four Teams

The selection committee ranks the teams based on the members' evaluation of the teams' performance on the field, using conference championships won, strength of schedule, head-to-head results, and comparison of results against common opponents to decide among teams that are comparable.

Two Games, One Goal

The kickoff of the new year belongs to college football, with two semifinal games rotating annually among the Cotton Bowl, Fiesta Bowl, Orange Bowl, Peach Bowl, Rose Bowl and Sugar Bowl. The two teams winning the playoff semifinals compete for the College Football Playoff National Championship. That game is in a different city each year, always on a Monday night.

Universal Access

Every FBS team has equal access to the College Football Playoff based on its performance. No team automatically qualifies.

Governance

University presidents and chancellors from all 10 FBS conferences and Notre Dame serve on the CFP Board of Managers and govern the administrative operations, with commissioners (the Management Committee) managing the event. A small staff in the playoff office in Irving, Texas, carries out the detailed responsibilities.

Selection Committee

A talented group of high-integrity individuals with experience as coaches, student-athletes, college administrators and journalists, along with sitting athletics directors, comprise the selection committee. Members of the committee are: Kirby Hocutt (chair), Frank Beamer, Jeff Bower, Herb Deromedi, Chris Howard, Tom Jernstedt, Bobby Johnson, Jeff Long, Rob Mullens, Dan Radakovich, Gene Smith, Steve Wieberg and Tyrone Willingham.

Selection Committee Responsibilities

- Rank the top 25 teams and assign the top four to semifinal sites.
- Assign teams to New Year's bowls
- Create competitive matchups
- Attempt to avoid rematches of regular-season games and repeat appearances
- Consider geography

Participants In New Year's Bowls

Both participants in the Orange, Rose and Sugar Bowls are contracted outside the playoff arrangement (Big Ten and Pac-12 to Rose Bowl; SEC and Big 12 to Sugar Bowl; ACC to Orange Bowl against the highest ranked available team from the SEC, Big Ten and Notre Dame). If a conference champion qualifies for the playoff, then the bowl will choose a replacement from that conference. When those bowls host the semifinals and their contracted conference champions do not qualify, then the displaced champion(s) will play in one of the other New Year's bowls.

When not hosting semifinals, the Cotton, Fiesta and Peach Bowls will welcome displaced conference champions and the top-ranked champion from a non-contract conference. The highest-ranked available teams will fill any other berths. The selection committee will make the pairings.

2017-18 College Football Playoff Schedule

SEMIFINAL

Rose Bowl Game

presented by Northwestern Mutual

January 1, 2018

5 p.m. ET, ESPN

Rose Bowl Stadium, Pasadena, Calif.

SEMIFINAL

Allstate Sugar Bowl

January 1, 2018

8:30 p.m. ET, ESPN

Mercedes-Benz Superdome, New Orleans, La.

Goodyear Cotton Bowl Classic

December 29, 2017

8:30 p.m. ET, ESPN

AT&T Stadium, Arlington, Texas

PlayStation Fiesta Bowl

December 30, 2017

4 p.m. ET, ESPN

University of Phoenix Stadium, Glendale, Ariz.

Capital One Orange Bowl

December 30, 2017

8 p.m. ET, ESPN

Sun Life Stadium, Miami Gardens, Fla.

Chick-Fil-A Peach Bowl

January 1, 2018

12:30 p.m. ET, ESPN

Mercedes-Benz Stadium, Atlanta, Ga.

COLLEGE FOOTBALL PLAYOFF NATIONAL CHAMPIONSHIP

January 8, 2018

8 p.m. ET, ESPN

Mercedes-Benz Stadium, Atlanta, Ga.



**COLLEGE FOOTBALL
PLAYOFF**

BOWL PARTNERSHIPS

The American Bowl Lineup

In addition to the College Football Playoff and New Year's Bowls, The American will have either a primary or secondary affiliation with 12 bowl games during its current six-year bowl cycle. The American works annually with its member schools and bowl partners to create the most sensible and attractive postseason matchups.

The **Military Bowl presented by Northrop Grumman** takes place at Navy-Marine Corps Memorial Stadium in Annapolis, Maryland, while the events and activities surrounding the game are based in Washington, D.C. The American Athletic Conference will face an opponent from the Atlantic Coast Conference each year in the current cycle.

The **Birmingham Bowl** takes place at Legion Field in Birmingham, Alabama. The American/Big East has partnered with the bowl since its inception in the 2006 season. The American Athletic Conference will annually face an opponent from the Southeastern Conference.

The **St. Petersburg Bowl** is played at Tropicana Field in St. Petersburg, Florida. The American Athletic Conference will supply a team to the bowl during each year of the six-year cycle. Conference USA will play in the game in 2015, 2017 and 2019, while the Atlantic Coast Conference provides the opposing team in 2014, 2016 and 2018.

The **Boca Raton Bowl** began in 2014 and will feature an American Athletic Conference team three times during the six-year cycle at FAU Stadium in Boca Raton, Florida. The American representative will play a team from either the Mid-American Conference or Conference USA in 2016.

The **Frisco Bowl** will be played for the first time in 2017 as the former Miami Beach Bowl was relocated to Toyota Stadium in Frisco, Texas. An American Athletic Conference plays in the bowl each year.

The **Hawai'i Bowl** is played on Hawaiian Airlines Field at Aloha Stadium on the campus of the University of Hawaii. The American Athletic Conference will participate in the bowl in 2015, 2017 and 2019, facing an opponent from the Mountain West.

The **AutoNation Cure Bowl** made its debut in 2015 at the newly renovated Citrus Bowl in Orlando, Florida. An American Athletic Conference team will be paired against an opponent from the Sun Belt Conference. Net proceeds from the game will benefit the Breast Cancer Research Foundation.

The **Lockheed Martin Armed Forces Bowl** is played at Amon G. Carter Stadium on the campus of Texas Christian University. The American Athletic Conference sends a team to the bowl in 2014, 2016 and 2018. The opponent will be a Big 12 team in 2016 and 2018, with Conference USA as a secondary affiliation.

The **Popeyes Bahamas Bowl** is played in at Thomas A. Robinson Stadium in Nassau, Bahamas. The American Athletic Conference will face the Mid-American Conference or Conference USA in 2016 and 2018.

The **RGL Carriers New Orleans Bowl** is held at the Mercedes-Benz Superdome in New Orleans. The American Athletic Conference has agreed to play in the bowl in 2018 and 2019.

In addition to the conference's primary bowl affiliations, The American holds secondary partnerships with the **AutoZone Liberty Bowl** in Memphis, Tennessee, the **Duck Commander Independence Bowl** in Shreveport, Louisiana, and the **San Diego County Credit Union Poinsettia Bowl** in San Diego, as well as with other ESPN-owned bowls.

AutoNation Cure Bowl

Florida Citrus Bowl • Orlando, Fla.
Dec. 16, 2017 • 2:30 p.m. • CBS Sports Network



Birmingham Bowl

Legion Field • Birmingham, Ala.
Dec. 23, 2017 • Noon ET • ESPN



Boca Raton Bowl

FAU Stadium • Boca Raton, Fla.
Dec. 18, 2017 • 7 p.m. ET • ESPN



Hawai'i Bowl

Aloha Stadium • Honolulu, Hawaii
Dec. 24, 2016 • 8:30 p.m. ET • ESPN



Frisco Bowl

Toyota Stadium • Frisco, Texas
Dec. 20, 2017 • 8 p.m. ET • ESPN



Military Bowl

presented by Northrop Grumman
Navy-Marine Corps Memorial Stadium •
Annapolis, Md.
Dec. 28, 2017 • 1:30 p.m. ET • ESPN



St. Petersburg Bowl

Tropicana Field • St. Petersburg, Fla.
Dec. 21, 2017 • 8 p.m. ET • ESPN



BOWL PARTNERSHIPS

Date	Bowl Game	Matchup	Site	TV	Time	Media Relations
Dec. 16	RBL Carriers New Orleans Bowl neworleansbowl.org	Conference USA vs. Sun Belt	New Orleans, La. Mercedes-Benz Superdome	ESPN	1 p.m.	Paul Utterback paul@neworleansbowl.org
Dec. 16	AutoNation Cure Bowl curebowl.com	American vs. Sun Belt	Orlando, Fla. Florida Citrus Bowl	CBSSN	2:30 p.m.	Nate Blythe nblythe@curebowl.org
Dec. 16	Las Vegas Bowl lvbowl.com	Mountain West vs. Pac-12	Las Vegas, Nev. Sam Boyd Stadium	ABC	12:30 p.m.	Mark Wallington mark.wallington@unlv.edu
Dec. 16	Gildan New Mexico Bowl gildannewmexicobowl.com	Conference USA vs. Mountain West	Albuquerque, N.M. Dreamstyle Stadium	ESPN	4:30 p.m.	RaeAnn McKernan raeann.mckernan@espn.com
Dec. 16	Raycom Media Camellia Bowl camelliabowl.com	MAC vs. Sun Belt	Montgomery, Ala. Cramton Bowl	ESPN	8 p.m.	Barry Allen ballen@camelliabowl.com
Dec. 19	Boca Raton Bowl thebocaratonbowl.com	American vs. Conference USA	Boca Raton, Fla. FAU Stadium	ESPN	7 p.m.	Sara Perez sperez@orangebowl.org
Dec. 20	Frisco Bowl thefriscobowl.com	American vs. TBD	Frisco, Texas Toyota Stadium	ESPN	8 p.m.	Ray Mallouk rmallouk@breakaway-sports.com
Dec. 21	St. Petersburg Bowl stpetersburgbowl.com	American vs. Conference USA	St. Petersburg, Fla. Tropicana Field	ESPN	8 p.m.	Jack Heilig jack@trifectateam.com
Dec. 22	Bahamas Bowl bahamasbowl.com	Conference USA vs. MAC	Nassau, Bahamas Robinson National Stadium	ESPN	12:30 p.m.	Chris Pika chris.pika@bahamasbowl.com
Dec. 22	Famous Idaho Potato Bowl famousidahopotatobowl.com	MAC vs. Mountain West	Boise, Idaho Albertson's Stadium	ESPN	4 p.m.	Danielle Walsh idahopotatobowlmedia@gmail.com
Dec. 23	Birmingham Bowl birminghambowl.com	American vs. SEC	Birmingham, Ala. Legion Field	ESPN	Noon	Ted Feeley ted.feeley@birminghambowl.com
Dec. 23	Lockheed Martin Armed Forces Bowl armedforcesbowl.com	Army vs. Big Ten	Fort Worth, Texas Amon G. Carter Stadium	ESPN	3:30 p.m.	Drew Harris drew@firstpitchpr.com
Dec. 23	Dollar General Bowl dollargeneralbowl.com	MAC vs. Sun Belt	Mobile, Ala. Ladd-Peebles Stadium	ESPN	7 p.m.	Samantha Chapuseaux sam@dollargeneralbowl.com
Dec. 24	Hawai'i Bowl thehawaiibowl.com	American vs. Mountain West	Honolulu, Hawaii Aloha Stadium	ESPN	8:30 p.m.	Derek Inouchi inouchi@hawaii.edu
Dec. 26	Zaxby's Heart of Dallas Bowl theheartofdallasbowl.com	Big 12 vs. Conference USA	Dallas, Texas Cotton Bowl	ESPN	1:30 p.m.	Art Garcia artd92@yahoo.com
Dec. 26	Quick Lane Bowl quicklanebowl.com	ACC/Big Ten vs. Notre Dame	Detroit Mich. Ford Field	ESPN	5:15 p.m.	Ellen Trudell ellen.trudell@lions.nfl.net
Dec. 26	Cactus Bowl cactusbowl.com	Big 12 vs. Pac-12	Phoenix, Ariz. Chase Field	ESPN	9 p.m.	Doug Vance dvance@fiestabowl.org
Dec. 27	Independence Bowl independencebowl.org	ACC/Notre Dame vs. SEC	Shreveport, La. Independence Stadium	ESPN	1:30 p.m.	Stefan Nolet stefan@independencebowl.org
Dec. 27	New Era Pinstripe Bowl pinstripedbowl.org	Big Ten vs. ACC/Notre Dame	Bronx, N.Y. Yankee Stadium	ESPN	5:15 p.m.	Kenny Leandry kleandry@yankees.com
Dec. 27	Foster Farms Bowl fosterfarmsbowl.com	Big Ten vs. Pac-12	Santa Clara, Calif. Levi's Stadium	Fox	8:30 p.m.	Doug Kelly dkelly1416@aol.com
Dec. 27	Texas Bowl thetexasbowl.com	Big 12 vs. SEC	Houston, Texas NRG Stadium	ESPN	9 p.m.	Allie LeClair allie.leclair@houstontextans.com
Dec. 28	Military Bowl presented by Northrop Grumman militarybowl.org	American vs. ACC/Notre Dame	Annapolis, Md. Navy-Marine Corps Memorial Stadium	ESPN	1:30 p.m.	Josh Barr jbarr@militarybowl.org
Dec. 28	Camping World Bowl campingworldbowl.com	Big 12 vs. ACC/Notre Dame	Orlando, Fla. Camping World Stadium	ESPN	5:15 p.m.	Matt Repchak mrepchak@fcsports.com
Dec. 28	San Diego County Credit Union Holiday Bowl sandiegobowlgames.com	Big Ten vs. Pac-12	San Diego, Calif. Qualcomm Stadium	FS1	9 p.m.	Gina Wright gina@sdbowlgames.com
Dec. 28	Valero Alamo Bowl alamobowl.com	Big 12 vs. Pac-12	San Antonio, Texas Alamodome	ESPN	9 p.m.	Rick Hill rickh@alamobowl.com
Dec. 29	Belk Bowl belkbowl.com	SEC vs. ACC/Notre Dame	Charlotte, N.C. Bank of America Stadium	ESPN	1 p.m.	Frank Kay fkay@raycomsports.com
Dec. 29	Hyundai Sun Bowl sunbowl.org	Pac-12 vs. ACC/Notre Dame	El Paso, Texas Sun Bowl	CBS	2 p.m.	Eddie Morelos emorelos@sunbowl.org
Dec. 29	Franklin American Mortgage Music City Bowl musiccitybowl.com	SEC/Big Ten/ ACC/Notre Dame	Nashville, Tenn. Nissan Stadium	ESPN	4:30 p.m.	Brandon Cox bc Cox@nashvillesports.com
Dec. 29	Goodyear Cotton Bowl Classic goodyearcottonbowl.com	New Year's Six	Arlington, Texas Dallas Cowboys Stadium	ESPN	8:30 p.m.	Charlie Fiss charlie@cottonbowl.com
Dec. 30	TaxSlayer Bowl taxslayerbowl.com	SEC/Big Ten/ ACC/Notre Dame	Jacksonville, Fla. EverBank Field	ESPN	Noon	Cheri O'Neill cheri@taxslayerbowl.com
Dec. 30	AutoZone Liberty Bowl autozonelibertybowl.com	Big 12 vs. SEC	Memphis, Tenn. Liberty Bowl Memorial Stadium	ABC	12:30 p.m.	Harold Graeter hgraeter@libertybowl.org
Dec. 30	NOVA Home Loans Arizona Bowl novaarizonabowl.com	Mountain West vs. Sun Belt	Tucson, Ariz. Arizona Stadium	CBSSN	TBD	Matt Russell mrussell@russellpublic.com
Dec. 30	PlayStation Fiesta Bowl fiestabowl.org	New Year's Six	Glendale, Ariz. University of Phoenix Stadium	ESPN	4 p.m.	Doug Vance dvance@fiestabowl.org
Dec. 30	Capital One Orange Bowl orangebowl.org	New Year's Six	Miami Gardens, Fla. Hard Rock Stadium	ESPN	8 p.m.	Larry Wahl lwahl@oragnebowl.com
Jan. 1	Outback Bowl outbackbowl.com	Big Ten vs. SEC	Tampa, Fla. Raymond James Stadium	ESPN2	Noon	Mike Schultze mike@outbackbowl.com
Jan. 1	Chick-fil-A Peach Bowl chick-fil-a-peachbowl.com	New Year's Six	Atlanta, Ga. Mercedes-Benz Stadium	ESPN	12:30 p.m.	Matt Garvey mgarvey@cfabowl.com
Jan. 1	Citrus Bowl citrusbowl.com	Big Ten vs. SEC	Orlando, Fla. Camping World Stadium	ABC	1 p.m.	Matt Repchak mrepchak@fcsports.com
Jan. 1	Rose Bowl Game pres. by Northwestern Mutual rosebowlgame.org	College Football Playoff Semifinal	Pasadena, Calif. Rose Bowl	ESPN	5 p.m.	Karen Linhart klinhart@rosebowlgame.org
Jan. 1	Allstate Sugar Bowl allstatesugarbowl.org	College Football Playoff Semifinal	New Orleans, La. Mercedes-Benz Superdome	ESPN	8:45 p.m.	John Sudsbury johns@sugarbowl.org
Jan. 8	College Football Playoff National Championship collegefootballplayoff.com	College Football Playoff Semifinal Winners	Atlanta, Ga. Mercedes-Benz Stadium	ESPN	8 p.m.	Gina Lehe glehe@collegefootballplayoff.com

THE AMERICAN ON TELEVISION

NATIONALLY TELEVISED GAMES

The American Athletic Conference will have an extensive schedule of games on national television. The following telecasts were known at press time. Other games will be added via the 12-day and 6-day advance selection process.

ABC			CBS		
Sat., Sept. 16	UCLA at Memphis	Noon	Sat., Dec. 9	Navy vs. Army ²	3 p.m.
ESPN			CBS Sports Network		
Fri., Sept. 15	Illinois at USF	7 p.m.	Sat., Aug. 26	USF at San Jose State	7:30 p.m.
Thu., Sept. 21	Temple at USF *	7:30/8 p.m.	Thu., Aug. 31	Florida International at UCF	6 p.m.
Fri., Oct. 6	Memphis at UConn *	7 p.m.		Louisiana-Monroe at Memphis	9 p.m.
Thu., Oct. 19	Memphis at Houston *	8 p.m.	Sat., Sept. 9	Tulane at Navy *	3:30 p.m.
Thu., Nov. 16	Tulsa at USF *	7:30/8 p.m.	Sat., Sept. 16	Virginia Tech at East Carolina	3:30 p.m.
ABC or ESPN			Sat., Sept. 23	Cincinnati at Navy *	3:30 p.m.
Sat., Sept. 9	Cincinnati at Michigan	Noon	Sat., Oct. 7	Air Force at Navy	3:30 p.m.
Sat., Dec. 2	The American Football Championship	TBD	Sat., Oct. 21	Temple at Army	Noon
ABC or ESPN Network				UCF at Navy *	3:30 p.m.
Fri., Nov. 24	USF at UCF *	TBD	Fri., Oct. 27	Tulane at Memphis *	8 p.m.
	Navy at Houston *	TBD	Sat., Nov. 11	SMU at Navy *	3:30 p.m.
ESPN2			Sat., Nov. 10	UConn vs. Boston College ¹	7 p.m.
Fri., Oct. 27	Tulsa at SMU *	9 p.m.	NBC		
Fri., Nov. 3	Memphis at Tulsa *	8 p.m.	Sat., Sept. 2	Temple at Notre Dame	3:30 p.m.
Fri., Nov. 10	Temple at Cincinnati *	7 p.m.	Sat., Nov. 18	Navy at Notre Dame	3:30 p.m.
ESPNU			FS1		
Fri., Sept. 1	Navy at Florida Atlantic	8 p.m.	Thu., Aug. 31	Tulsa at Oklahoma State	7:30 p.m.
Fri., Sept. 15	Massachusetts at Temple	7 p.m.	FS2		
Sat., Sept. 16	UConn at Virginia	Noon	Sat., Sept. 9	East Carolina at West Virginia	Noon
	SMU at TCU	3:30 p.m.	SNY		
ESPN, ESPN2 or ESPN3			Thu., Aug. 31	Holy Cross at UConn	7:30 p.m.
Sat., Sept. 9	Houston at Arizona	10:30 p.m.	Fox Sports Oklahoma		
ESPNNews			Sat., Sept. 16	Tulane at Oklahoma	6 p.m.
Sat., Sept. 9	USF at UConn *	Noon	American Sports Network		
	Memphis at UCF *	8 p.m.	Sat., Sept. 2	Houston at UTSA	7 p.m.
Sat., Sept. 16	Georgia Tech at UCF	7:30 p.m.	All times Eastern and subject to change.		
ESPN3			* American Athletic Conference game		
Thu., Aug. 31	Austin Peay at Cincinnati	7 p.m.	¹ Fenway Park, Boston, Mass.		
Sat., Sept. 2	Stony Brook at USF	4 p.m.	² Lincoln Financial Field, Philadelphia, Pa.		
	James Madison at East Carolina	6 p.m.			
	Stephen F. Austin at SMU	7 p.m.			
	Grambling State at Tulane	8 p.m.			
Sat., Sept. 8	Villanova at Temple	3:30 p.m.			
	Louisiana at Tulane	4 p.m.			
	North Texas at SMU	7 p.m.			
Sat., Sept. 16	Tulsa at Toledo	7 p.m.			
	Cincinnati at Miami (Ohio)	8 p.m.			
	Rice at Houston	8 p.m.			
Sat., Sept. 23	Arkansas State at SMU	7 p.m.			
Sat., Sept. 30	Maine at UCF	6:30 p.m.			



THE AMERICAN DIGITAL NETWORK

The most in-depth coverage of the 2017 American Athletic Conference football season can once again be found on the American Digital Network, the over-the-top streaming video platform of The American and its 13 member institutions.

The American's partnership with L2 Productions provides video production services for more than 65 events annually on the American Digital Network through the 2018-19 academic year.

The American and L2 Productions have collaborated on live video production of regular-season and championship events for the past three years. The American Digital Network produced more than 80 events in the 2016-17 season. All events are carried by professional-grade, multiple-camera productions which include accomplished play-by-play announcers and expert analysts.

As a result of the partnership, the American Digital Network will continue to provide complete live video coverage of The American's postseason championships in cross country, swimming and diving, indoor track and field, outdoor track and field, tennis, golf and rowing.

The ADN will also provide coverage of any games of the conference's women's soccer, men's soccer, softball and baseball championships that are not carried by one of the conference's television partners.

Additionally, the American Digital Network will provide coverage of regular-season women's basketball games as well as select regular-season contests in soccer, volleyball, softball and baseball. The ADN will have full wraparound coverage of The American's postseason championships in football and men's and women's basketball.

In addition to its coverage of regular-season and championship events, the American Digital Network is the home for on-demand previews and game highlights as well as "The Rise," a weekly look at the conference that includes scores, highlights and feature stories.

The American Digital Network is also the primary source for coverage of the conference's Summer Kickoff and Media Days in Newport, Rhode Island. Coverage in 2017 will include live segments from the event's famous New England-style clambake as well as look-ins from the podium, including roundtable discussions with The American's 12 head coaches and the opening remarks by commissioner Mike Aresco.

All of The American Digital Network productions are available on desktop, tablet, mobile and Roku devices at no charge. The ADN includes DVR functionality and immediate access to archived replays.



TheAmerican.org/DN



AMERICAN ATHLETIC CONFERENCE NOTEBOOK

Star Power

The American is the only FBS conference that returns its 2016 players of the year on offense (USF QB Quinton Flowers), defense (UCF LB Shaquem Griffin) and special teams (Memphis KR Tony Pollard).

Top Ten

The American Athletic Conference finished with three 10-win teams for the second straight season in 2016. The only other leagues with at least three 10-win teams were the ACC, Big Ten, Big 12, Mountain West and Pac-12.

Draft Cards

The American Athletic Conference had 15 players chosen in the 2017 NFL Draft, the most in conference history.

Conference	Draft Picks
1. SEC	53
2. ACC	43
3. Pac-12	36
4. Big Ten	35
5. American	15
6. Big 12	14
7. MAC	11
8. Conference USA	9
9. Mountain West	8
10. Sun Belt	5

Playing The Percentages

The American Athletic Conference ranked sixth among the 10 NCAA FBS conferences in nonconference winning percentage in 2016.

Conference	W-L	Pct.
1. ACC	51-17	.750
2. SEC	48-19	.716
3. Pac-12	29-13	.690
4. Big Ten	35-17	.673
5. Big 12	23-13	.639
6. American	33-22	.600
7. Mountain West	30-26	.536
8. Sun Belt	22-28	.440
9. MAC	23-31	.426
10. Conference USA	34-35	.407

The Possible Dream

Temple defeated Navy 34-10 in the American Athletic Conference Football Championship Dec. 3. It was Temple's first conference title since the Owls won the 1967 Middle Atlantic Conference crown.

Rank And File

USF finished the 2016 season ranked No. 19 in the Associated Press and USA Today national polls. It was the first time in school history that USF was ranked in the final poll of a season.

Poll Positions

Along with the ACC, Big Ten, Big 12, Pac-12 and SEC, The American is one of six leagues to have at least one ranked team in the final national polls in each of the last four years.

Rank And File

Temple (No. 24) and Navy (No. 25) were ranked in the final College Football Playoff poll of the 2016 season, marking the second straight season that The American finished with at least two ranked teams.

Play On!

Seven American Athletic Conference teams (USF, Houston, Temple, Tulsa, Navy, Memphis and UCF) played in bowl games in 2016. The American has had a combined 15 teams play in bowl games in the last two seasons.

Comforts Of Home

With 15 straight wins at TDECU Stadium, Houston has the longest home field winning streak nationally.

Conference Calls

The American Athletic Conference was a combined 10-1 against teams from Conference USA, the MAC, the Mountain West and the Sun Belt in the 2016 regular season.

Welcome Aboard

The American Athletic Conference will welcome five new head coaches for the 2017 season. Luke Fickell takes over at Cincinnati; Randy Edsall returns to the sidelines at UConn, where he previously served as head coach from 1999-2010; Major Applewhite was promoted to head coach at Houston; Charlie Strong returns to The American as head coach at USF; and Geoff Collins makes his head coaching debut at Temple.

Oliver's Tale

Houston defensive tackle Ed Oliver set an American Athletic Conference record with 23.0 tackles for loss as a true freshman in 2016. Oliver became the first American Athletic Conference player to earn All-America status as a true freshman.

Feels Like The First Time

Tulsa became the first team in NCAA FBS history to finish a season with a 3,000-yard passer (Dane Evans - 3,348), two 1,000-yard rushers (James Flanders - 1,629 and D'Angelo Brewer - 1,435) and two 1,000-yard receivers (Keevan Lucas - 1,180 and Josh Atkinson - 1,058).

Turnaround

UCF improved by six wins from the 2015 to 2016. The Knights won six games and played in the Cure Bowl under first year head coach Scott Frost.

Pocket Presence

Eight of the 12 American Athletic Conference teams return their regular starting quarterbacks from last season.

UCF	McKenzie Milton
Cincinnati	Hayden Moore
UConn	Bryant Shirreffs
East Carolina	Gardner Minshew
Memphis	Riley Ferguson
USF	Quinton Flowers
SMU	Ben Hicks
Tulane	Glen Cuiellette

The A List

Keep an eye on these American Athletic Conference players, who could challenge for All-America honors in 2017.



Shaquem Griffin, LB

American Athletic Conference Defensive Player of the Year in 2016. Set league record with 11.5 sacks.



Hayden Moore, QB

Led Bearcats in passing yards (1,744) and touchdown passes (11) while making seven starts in 2016.



Jamar Summers, CB

Set an American Athletic Conference record with eight interceptions in 2015. Looks to return to form after registering two picks in 2016.



Jimmy Williams, WR

With 818 yards and eight TDs in 2016, could be the next in East Carolina's long line of record-setting receivers.



Quinton Flowers, QB

American Athletic Conference Offensive Player of the Year in 2016. Set school record with 4,342 yards of total offense.



Sean Chandler, S

Two-time all-conference safety who helped Temple average only 152.1 passing yards allowed per game in 2016.



Ed Oliver, DE

Earned All-America honors as a true freshman after he set the conference record with 23.0 tackles for loss.



Riley Ferguson, QB

Led The American and broke Paxton Lynch's school record with 32 touchdown passes in his first season at Memphis.



Chris High, FB

Rushed for seven touchdowns and averaged 6.4 yards per carry for an offense that scored 37.9 points per game in 2016.



Courtland Sutton, WR

All-conference first team selection who had 1,246 receiving yards and 10 touchdown catches in 2016.



Parry Nickerson, CB

Enters his fourth year as a starter and has 10 career interceptions. Will anchor a veteran defensive unit.



D'Angelo Brewer, RB

Rushed for 1,435 yards and seven touchdowns and has the benefit of one of the nation's top offensive lines on his side.



UCF KNIGHTS

UNIVERSITY OF CENTRAL FLORIDA

Location:Orlando, Fla.
Enrollment:63,016
Founded:1963
Nickname:Knights
Colors:Black and Gold
Website:UCFAthletics.com
Stadium:Spectrum Stadium (44,206/Grass)
President:Dr. John C. Hitt
Director of Athletics:Danny White
Head Coach:Scott Frost (Nebraska '97)

MEDIA RELATIONS

Associate AD/Communications:Andy Seeley
Office Phone:(407) 823-2729
Mobile:(407) 342-1406
E-mail:aseeley@athletics.ucf.edu
Press Box Phone:(407) 822-0386

KNIGHT TEAM FACTS

2016 Record/Finish:6-7/4-4 American (3rd, East)
All-Time Record:230-209-1 (.524)
Bowl Appearances:8
Bowl Record:3-5 (.375)
Last Bowl Appearance:2016 AutoNation Cure Bowl
 (Arkansas State 31, UCF 13)
Offensive System:Spread
Defensive System:Multiple
Lettermen Returning/Lost:45/24
Starters Returning/Lost:14/10




Dr. John C. Hitt
President



Danny White
Athletics Director



Scott Frost
Head Coach



Andy Seeley
Communications

OFFENSE

RETURNING STARTERS (9)

Jordan Akins, TE
 Aaron Evans, OT
 Jordan Franks, TE
 Jawon Hamilton, RB
 Jordan Johnson, OG
 Wyatt Miller, OT
 McKenzie Milton, QB
 Tre'Quan Smith, WR
 Cam Stewart, WR

WR Tre'Quan Smith, who had a team-high five touchdown receptions in 2016, leads a group of nine returning offensive starters. Smith had four 100-yard games last season.

The Knights averaged 28.8 points in 2016 after scoring 13.9 points per game in 2015.

QB McKenzie Milton made seven starts as a true freshman in 2016 and threw for 10 touchdowns and 1,983 yards.

The tandem of RB Jawon Hamilton and RB Adrian Killins combined to rush for 820 yards and eight touchdowns last season.

DEFENSE

RETURNING STARTERS (4)

Shaquem Griffin, LB
 Tony Guerad, DE
 Trysten Hill, DE
 Jamiyus Pittman, NG

LB Shaquem Griffin had a breakout year in 2016 as he led The American with 11.5 sacks on his way to Defensive Player of the Year honors.

Griffin added 20.0 tackles for loss (third in The American), seven pass breakups, an interception, two forced fumbles and two fumble recoveries in his first year as a starter.

Three of the four returning defensive starters are on the line. DE Tony Guerad registered 3.5 sacks and 10.0 tackles for loss to lead the group.

The Knights will have to replace all four of last year's starters in the secondary.

SPECIAL TEAMS

RETURNING STARTERS (1)

Matthew Wright, K

K Matthew Wright enters his third year as the Knights' regular placekicker. Wright ranked seventh among American Athletic Conference kickers in scoring last season (6.9 ppg).

STORYLINES

UCF improved by six wins, tying six other teams for the best turnaround nationally, in Scott Frost's first year as the Knights' head coach.

UCF has won two American Athletic Conference (2013, 2014) titles in the league's first four seasons.



Linebacker Shaquem Griffin

2017 SCHEDULE

 Florida International 8/31	 Memphis 9/9	 Georgia Tech 9/16	 at Maryland 9/23	 Maine 9/30	 at Cincinnati 10/7
10/14 East Carolina 	10/21 at Navy 	11/4 at SMU 	11/11 UConn 	11/18 at Temple 	Friday 11/24 USF 

Scott Frost Head Coach

Scott Frost was named the 10th head coach in the history UCF Football Dec. 1, 2015. On the day he was hired, Frost told fans to buckle their seatbelts because the Knights were going to punch the accelerator and go fast.

True to his word and to the team's trademark offense - UCFast - Frost quickly led the Black and Gold back to its winning ways. The former national-champion quarterback at Nebraska took over a Knights team that went 0-12 in 2015 and led them to a postseason bowl game in his first season at the helm.

UCF went 6-7 in the inaugural season under the leadership of Frost, and earned a bid to the 2016 AutoNation Cure Bowl at Orlando's Camping World Stadium. It marked the first time a team had gone from winless to a bowl game since UCF went 0-11 in 2004 and then played in the 2005 Hawaii Bowl.

With Frost at the helm, UCF made one of the best defensive turnarounds in the nation in 2016. The Knights led the American Athletic Conference in five defensive statistical categories, ranked second in the nation in red zone defense and third in the nation with five defensive touchdowns.


In 2015, the Knights ranked 117th in the nation, allowing 37.7 points per game. In 2016, Frost's squad allowed just 24.6 points per contest, ranking 42nd in the nation. UCF also went from just 13 forced turnovers in 2015 (115th nationally) to 26 turnovers forced in 2016 (18th nationally).

In November of 2016, Frost was named a national semifinalist for the George Munger Coach of the Year Award, which is presented yearly by the Maxwell Football Club. The list included 16 candidates for the award, which were selected by the MFC National Selection Committee.

Frost came to UCF from Oregon, where he was an assistant coach from 2009-15, ascending to offensive coordinator in 2013. In 2009, the Ducks ranked 33rd in total offense and eighth in scoring. One year later, they climbed to first in the FBS in both categories, and never dropped below sixth with Frost on staff.

Oregon won at least 10 games each year from 2009-14, and had a 79-11 record during Frost's tenure before he accepted the role at UCF. The Ducks appeared in the national title game in 2010 and 2014 along with the Rose Bowl, Fiesta Bowl and Alamo Bowl.

Frost was the offensive coordinator as Marcus Mariota won the Heisman Trophy following a 2014 campaign where he threw for 4,454 yards and 42 touchdowns with just four interceptions. Mariota completed 66.8 percent of his passes with 105 passing touchdowns and 14 picks as a Duck, as well as rushing for 2,237 yards and 29 touchdowns from 2012-14.



Frost originally kicked off his career on the sidelines as a graduate assistant at Nebraska in 2002, then held the same role with Kansas State in 2006. His first full-time position came as the linebackers coach for Northern Iowa in 2007 and then as co-defensive coordinator in 2008. Both of those seasons the Panthers appeared in the FCS Playoffs.

A native of Wood River, Nebraska, Frost traveled to Stanford to begin his college career under legendary Pro Football Hall of Fame head coach Bill Walsh. Frost played at both quarterback and free safety for the Cardinal. He then returned home to suit up for Nebraska and head coach College Football Hall of Famer Tom Osborne. After sitting out the 1995 campaign where the program went 12-0 en route to the national title, he took over for Tommie Frazier in 1996 as the Cornhuskers' starting signal-caller. That season, he was selected as the Big 12 Offensive Newcomer of the Year thanks to throwing for 1,440 yards with 13 touchdowns and just three picks. He also rushed for 438 yards and nine touchdowns.

As a senior in 1997, Frost was a Johnny Unitas Award finalist, a Davey O'Brien Award semifinalist and a CoSIDA Academic All-America selection. He was voted on to the All-Big 12 Second Team, throwing for 1,237 yards and rushing for 1,096 along with 19 touchdowns on the ground.

During 1997, the Cornhuskers faced off with UCF in Lincoln, where the Knights, who were in just their second year in the FBS, surprised the home team with a 17-14 halftime lead. No. 6 Nebraska bounced back with 17 points in the third quarter for a 38-24 win, and the Cornhuskers eventually were a perfect 13-0 to claim yet another national championship.

Frost would later be tagged in the NFL Draft's third round by the New York Jets, and played in regular season games on defense for the Jets, Browns and Buccaneers.

Scott Frost At A Glance

Hometown: Wood River, Neb.
Family: Wife - Ashley
Alma Mater (Year): Nebraska (1997)
Hired at UCF: Dec. 1, 2015

Collegiate/Professional Career

2002	Graduate Assistant, Nebraska
2006	Graduate Assistant, Kansas State
2007	Linebackers Coach, Northern Iowa
2008	Defensive Coordinator/Linebackers, Northern Iowa
2009-12	Wide Receivers Coach, Oregon
2013-15	Offensive Coordinator, Oregon
2016-	Head Coach, UCF

Assistant Coaches

Erik Chinander
Defensive Coordinator

Troy Walters
Offensive Coordinator/Wide Receivers

Greg Austin
Offensive Line

Sean Beckton
Tight Ends

Mike Dawson
Defensive Line

Jovan Dewitt
Linebackers/Special Teams

Travis Fisher
Defensive Backs

Ryan Held
Running Backs

Mario Verdusco
Quarterbacks

Scott Frost Year-By-Year

YEAR	SCHOOL	OVERALL	CONFERENCE	BOWL	FINAL RANK
2016	UCF	6-7	4-4	Cure (lost to Arkansas State, 31-13)	
Career Record (one year)		6-7 .462	4-4 .500	0-1 .000	

All-Time UCF Coaches

	TENURE	W	L	T	PCT
Don Jonas	1979-81	14	12	1	.537
Sam Weir	1982	0	10	0	.000
Lou Saban *	1983-84	6	12	0	.333
Jerry Anderson *	1984	1	3	0	.250
Gene McDowell	1985-97	86	61	0	.585
Mike Kruczek *	1998-2003	36	30		.545
Alan Gooch *	2003	0	2		.000
George O'Leary *	2004-	81	68		.544
Danny Barrett *	2015	0	4		.000
Scott Frost	2016	6	7		.462
Total		230	209	1	.524

*Jerry Anderson coached the final four games of the 1984 season after the resignation of Lou Saban; Alan Gooch coached the final two games of the 2003 season after Mike Kruczek was relieved of his duties; Danny Barrett coached the final four games of the 2015 season following the retirement of George O'Leary.

2016 RESULTS (6-7, 4-4 American)

Date	Opponent	Result
9/3	South Carolina State	W, 38-0
9/10	at Michigan	L, 14-51
9/17	Maryland	2ot L, 24-30
9/24	at Florida International	W, 53-14
10/1	at East Carolina *	W, 47-29
10/15	Temple *	L, 25-26
10/22	at UConn *	W 24-16
10/29	at Houston *	L, 24-31
11/5	Tulane *	W, 37-6
11/12	Cincinnati *	W, 24-3
11/19	Tulsa *	L, 20-35
11/26	at USF *	L, 31-48
12/17	vs. Arkansas State ¹	L, 13-31

¹ AutoNation Cure Bowl

TEAM STATISTICS

	UCF	OPP
SCORING	374	320
Points Per Game	28.8	24.6
Points Off Turnovers	88	85
FIRST DOWNS	249	255
Rushing	107	124
Passing	113	113
Penalty	29	18
RUSHING YARDAGE	1835	2204
Yards gained rushing	2339	2638
Yards lost rushing	504	434
Rushing Attempts	527	576
Average Per Rush	3.5	3.8
Average Per Game	141.2	169.5
TDs Rushing	25	22
PASSING YARDAGE	2726	2610
Comp-Att-Int	244-448-9	223-432-15
Average Per Pass	6.1	6.0
Average Per Catch	11.2	11.7
Average Per Game	209.7	200.8
TDs Passing	14	16
TOTAL OFFENSE	4561	4814
Total Plays	975	1008
Average Per Play	4.7	4.8
Average Per Game	350.8	370.3
KICK RETURNS: #-Yards	40-838	32-641
PUNT RETURNS: #-Yards	27-203	18-191
INT RETURNS: #-Yards	15-295	9-81
KICK RETURN AVERAGE	21.0	20.0
PUNT RETURN AVERAGE	7.5	10.6
INT RETURN AVERAGE	19.7	9.0
FUMBLES-LOST	26-16	24-11
PENALTIES-Yards	91-729	80-741
Average Per Game	56.1	57.0
PUNTS-Yards	81-3327	90-3540
Average Per Punt	41.1	39.3
Net punt average	38.2	35.5
KICKOFFS-Yards	73-4441	64-3825
Average Per Kick	60.8	59.8
Net kick average	39.4	38.9
TIME OF POSSESSION/Game	27:27	32:33
3RD-DOWN Conversions	63/212	64/221
3rd-Down Pct	30%	29%
4TH-DOWN Conversions	15/35	14/31
4th-Down Pct	43%	45%
SACKS BY-Yards	38-243	35-253
MISC YARDS	-10	0
TOUCHDOWNS SCORED	46	40
FIELD GOALS-ATTEMPTS	17-22	14-23
ON-SIDE KICKS	0-1	0-1
RED-ZONE SCORES	(32-35) 91%	(41-58) 71%
RED-ZONE TOUCHDOWNS	(23-35) 66%	(27-58) 47%
PAT-ATTEMPTS	(39-42) 93%	(36-37) 97%
ATTENDANCE	214814	273771
Games/Avg Per Game	6/35802	6/45628
Neutral Site Games		1/27213

SCORE BY QUARTERS	1st	2nd	3rd	4th	OT	Total
UCF	71	124	91	81	7	374
Opponents	85	70	86	66	13	320

RUSHING	GP	Att	Gain	Loss	Net	Avg	TD	Long	Avg/G
HAMILTON, Jawon	13	139	538	43	495	3.6	4	32	38.1
WILSON, Dontravious	12	120	503	40	463	3.9	8	35	38.6
KILLINS, Adrian	13	50	349	24	325	6.5	4	87	25.0
MILTON, McKenzie	10	100	428	270	158	1.6	3	63	15.8
Total.....	13	527	2339	504	1835	3.5	25	87	141.2
Opponents.....	13	576	2638	434	2204	3.8	22	62	169.5

PASSING	GP	Effic	Comp-Att-Int	Pct	Yds	TD	Lng	Avg/G
MILTON, McKenzie	10	112.97	194-336-7	57.7	1983	10	71	198.3
HOLLMAN, Justin	7	102.10	36-83-2	43.4	510	3	50	72.9
Total.....	13	111.87	244-448-9	54.5	2726	14	72	209.7
Opponents.....	13	107.65	223-432-15	51.6	2610	16	75	200.8

RECEIVING	GP	No.	Yds	Avg	TD	Long	Avg/G
SMITH, Tre'Quan	13	57	853	15.0	5	72	65.6
OLDHAM, Taylor	13	35	366	10.5	1	40	28.2
AKINS, Jordan	13	23	347	15.1	2	71	26.7
KILLINS, Adrian	13	18	198	11.0	2	60	15.2
Total.....	13	244	2726	11.2	14	72	209.7
Opponents.....	13	223	2610	11.7	16	75	200.8

PUNT RETURNS	No.	Yds	Avg	TD	Long
JOHNSON, Chris	26	168	6.5	0	22
Total.....	27	203	7.5	1	23
Opponents.....	18	191	10.6	1	35

KICK RETURNS	No.	Yds	Avg	TD	Long
KILLINS, Adrian	18	451	25.1	1	100
PAYTON, Tristan	10	179	17.9	0	47
Total.....	40	838	21.0	1	100
Opponents.....	32	641	20.0	0	64

SCORING	TD	FGs	PATs				Pass	DXP	Saf	Points
			Kick	Rush	Rcv					
WRIGHT, Matthew	0	17-22	39-41	0-0	0	0-0	0	0	90	
WILSON, Dontravious	9	0-0	0-0	0-0	0	0-0	0	0	54	
KILLINS, Adrian	7	0-0	0-0	0-0	0	0-0	0	0	42	
SMITH, Tre'Quan	5	0-0	0-0	0-0	0	0-0	0	0	30	
HAMILTON, Jawon	4	0-0	0-0	0-0	0	0-0	0	0	24	
MILTON, McKenzie	3	0-0	0-0	0-0	0	0-0	0	0	18	
Total.....	46	17-22	39-42	0-0	3	3-4	0	1	374	
Opponents.....	40	14-23	36-37	0-1	1	1-1	0	0	320	

TOTAL OFFENSE	GP	Plays	Rush	Pass	Total	Avg/G
MILTON, McKenzie	10	436	158	1983	2141	214.1
HOLLMAN, Justin	7	120	125	510	635	90.7
Total.....	13	975	1835	2726	4561	350.8
Opponents.....	13	1008	2204	2610	4814	370.3

FIELD GOALS	FGM-FGA	Pct	01-19	20-29	30-39	40-49	50-99	Lg	Blk
WRIGHT, Matthew	17-22	77.3	1-1	2-2	5-6	8-11	1-2	50	1

PUNTING	No.	Yds	Avg	Long	TB	FC	I20	50+	Blkd
HOUSTON, Caleb	74	3117	42.1	70	2	30	24	14	0
Total.....	81	3327	41.1	70	2	30	25	14	1
Opponents.....	90	3540	39.3	66	7	26	25	10	1

ALL PURPOSE	GP	Rush	Rec	PR	KOR	IR	Tot	Avg/G
KILLINS, Adrian	13	325	198	0	451	0	974	74.9
SMITH, Tre'Quan	13	0	853	0	0	0	853	65.6
HAMILTON, Jawon	13	495	73	0	0	0	568	43.7
WILSON, Dontravious	12	463	78	0	0	0	541	45.1
Total.....	13	1835	2726	203	838	295	5897	453.6
Opponents.....	13	2204	2610	191	641	81	5727	440.5

DEFENSE	GP	Solo	Ast	Total	TFL/Yds	Sacks	Int	PBU	QBH	FR-Yds	FF	Blk	Saf
RUCKER, Mark	13	53	40	93	11.5-46	3.5-23	.	2	3	1-0	1	.	1
GRIFFIN, Shaquem	13	57	35	92	20.0-96	11.5-70	1-0	7	3	2-0	2	.	.
BRIM, Demeitre	13	34	48	82	6.5-20	1.0-5	.	3	6	.	2	.	.
MUTCHERSON, TJ	13	42	31	73	3.5-13	1.0-9	2-48	2	.	.	1	.	.
CLARKE, Errol	13	37	32	69	12.5-53	6.5-45	.	3	3	.	2	.	.
Total.....	13	554	451	1005	103-415	38-243	15-295	69	38	11-30	16	3	1
Opponents.....	13	559	378	937	110.0-453	35-253	9-81	45	61	16-23	16	4	.

YEAR	GP	W	L	T	HEAD COACH	BOWL
1979	8	6	2	0	Don Jonas	
1980	9	4	4	1	Don Jonas	
1981	10	4	6	0	Don Jonas	
1982	10	0	10	0	Sam Weir	
1983	11	5	6	0	Lou Saban	
1984	11	2	9	0	Lou Saban/Jerry Anderson *	
1985	11	4	7	0	Gene McDowell	
1986	11	6	5	0	Gene McDowell	
1987	13	9	4	0	Gene McDowell	
1988	11	6	5	0	Gene McDowell	
1989	10	7	3	0	Gene McDowell	
1990	14	10	4	0	Gene McDowell	
1991	11	6	5	0	Gene McDowell	
1992	10	6	4	0	Gene McDowell	
1993	12	9	3	0	Gene McDowell	
1994	11	7	4	0	Gene McDowell	
1995	11	6	5	0	Gene McDowell	
1996	11	5	6		Gene McDowell	
1997	11	5	6		Gene McDowell	
1998	11	9	2		Mike Kruczek	
1999	11	4	7		Mike Kruczek	
2000	11	7	4		Mike Kruczek	
2001	11	6	5		Mike Kruczek	
2002	12	7	5		Mike Kruczek	
2003	12	3	9		Mike Kruczek/Alan Gooch *	
2004	11	0	11		George O'Leary	
2005	13	8	5		George O'Leary	Hawaii
2006	12	4	8		George O'Leary	
2007	14	10	4		George O'Leary	Liberty
2008	12	4	8		George O'Leary	
2009	13	8	5		George O'Leary	St. Petersburg
2010	14	11	3		George O'Leary	Liberty
2011	12	5	7		George O'Leary	
2012	14	10	4		George O'Leary	Beef 'O' Brady's
2013	13	12	1		George O'Leary	Fiesta
2014	13	9	4		George O'Leary	St. Petersburg
2015	12	0	12		George O'Leary/Danny Barrett	
2016	13	6	7		Scott Frost	Cure
TOTAL	440	230	209	1		

*Jerry Anderson coached the last four games of the 1984 season; Alan Gooch coached the last two games of the 2003 season; Danny Barrett coached the last four games of the 2015 season.



UNIVERSITY OF CINCINNATI

Location: Cincinnati, Ohio
Enrollment: 42,656
Founded: 1819
Nickname: Bearcats
Colors: Red and Black
Website: GoBearcats.com
Stadium: Nippert Stadium (40,000/UBU Speed Series 55-M)
President: Dr. Neville G. Pinto
Director of Athletics: Mike Bohn
Head Coach: Luke Fickell (Ohio State '97)

MEDIA RELATIONS

Associate AD/Strategic Communications: Ryan Koslen
Office Phone: (513) 556-5186
Mobile: (216) 798-5998
E-mail: ryan.koslen@uc.edu
Press Box Phone: (513) 556-1010

BEARCAT TEAM FACTS

2016 Record/Finish: 4-8/1-7 American (tied, 4th, East)
All-Time Record: 600-578-51 (.509)
Bowl Appearances: 17
Bowl Record: 8-9 (.471)
Last Bowl Appearance: 2015 Hawai'i Bowl
 (San Diego State 42, Cincinnati 7)
Offensive System: Multiple
Defensive System: Multiple
Lettermen Returning/Lost: 42/22
Starters Returning/Lost: 12/12

CINCINNATI BEARCATS



Dr. Neville G. Pinto
President



Mike Bohn
Director of Athletics



Luke Fickell
Head Coach



Ryan Koslen
Communications

CINCINNATI

OFFENSE

RETURNING STARTERS (5)

Korey Cunningham, OT
Devin Gray, WR
Khalil Lewis, WR
Hayden Moore, QB
Ryan Stout, OT

Cincinnati had three players start at quarterback during the 2016 season. QB Hayden Moore, who started seven games, is the most experienced of the Bearcat signal-callers.

RB Mike Boone saw his 2016 season cut short due to a foot injury. Boone rushed for 749 yards and seven touchdowns in 2015, but was limited to nine games last year.

The Bearcats return two of their top three receivers from last season as WR Devin Gray (860 yards, five TDs) and WR Khalil Lewis (605 yards, 5 TDs) are back.

OT Ryan Stout and OT Korey Cunningham, who both started every game last season anchor the offensive line.

DEFENSE

RETURNING STARTERS (5)

Cortez Broughton, DT
Grant Coleman, CB
Kimoni Fitz, DE
Tyrell Gilbert, S
Alex Thomas, CB

Cincinnati loses its top three tackles leaders from last season.

The Bearcats will feature an experience secondary that includes returning starters at both cornerback positions. CB Grant Coleman and CB Alex Thomas (four INTs in 2016). S Tyrell Gilbert, who had three interceptions last year, also returns.

Cincinnati will replace all three starting linebackers from last year, including Eric Wilson, who led The American with 129 tackles.

DT Cortez Broughton earned second team all-conference honors as a sophomore after he registered 2.5 sacks and 5.0 tackles for loss on the interior line.

SPECIAL TEAMS

RETURNING STARTERS (1)

Josh Pasley, K

K Andrew Gantz, a two-time all-conference selection, was limited to two games last season due to a leg injury, but returns as one of The American's top placekickers.

The Bearcats will go with a new punter in 2017.

STORYLINES

Luke Fickell takes over as Cincinnati's head coach in 2017. Fickell had served as the defensive coordinator at Ohio State from 2005-16, with the exception of the 2011 season, when he was the Buckeyes' head coach.

Fickell, a native of Columbus, Ohio, has spent his entire coaching career in the state of Ohio.

Cincinnati won three of its first four games in 2016, but managed one win in the final eight games as the Bearcats missed the postseason for the first time since 2010.



Wide receiver Khalil Lewis

2017 SCHEDULE


Austin Peay
Thursday
8/31


at Michigan
9/9


at Miami (Ohio)
9/16


at Navy
9/23


Marshall
9/30


UCF
10/7

10/21
SMU



10/28
at USF



11/4
at Tulane



Friday
11/10
Temple



11/18
at East Carolina



11/25
UConn



Luke Fickell

Head Coach

Veteran defensive coordinator and Ohio native Luke Fickell was named the University of Cincinnati's 42nd football head coach in December 2016.

The 43-year old Fickell is an experienced 18-year coaching veteran at the Football Bowl Subdivision level. His impressive resume includes being on the staff of two national championship winning teams, seeing 12 of his players selected in the NFL Draft, and coordinating outstanding defenses over the last 12 seasons as a coordinator or defensive coordinator.

He is also an excellent recruiter with strong Midwest and Florida relationships, a national presence when needed and a discerning eye for talent. He was named the American Football Coaches Association assistant coach of the year in 2010 and he was named a "top recruiter" in 2012 by both Rivals and ESPN.

While recognized as a respected mentor to his student-athletes while sharing life experiences as a former standout football player, college graduate, NFL player and as a husband and father, Fickell is most-noticed as a developer of talent and of really good defenses.

In 2005, he helped guide a defensive unit to fifth in the NCAA in total defense and first in rushing defense. In 2007 the team was first in total defense, first in scoring defense and first in pass defense. In 2009 and 2010, the Buckeyes were fifth and fourth, respectively, in total defense.

During Ohio State's undefeated, 12-0 season of 2012, Fickell's defense capped a season-long path of improvement by ranking second-nationally in total defense during the month of November. In 2013, Ohio State was 10th against the rush after ranking 14th against the run in 2012.

In the 2014 College Football Playoff semifinal win over No. 1 Alabama, the defense forced seven Alabama punts, had three interceptions in the last 18 minutes of the game and effectively nullified the talents of Heisman Trophy finalist receiver Amari Cooper.

And finally, in the national championship game against Oregon and Heisman Trophy-winning quarterback Marcus Mariota, the defense held the Ducks 100 yards below their offensive average and surrendered just 10 points off four Ohio State turnovers.

Ohio State's 2015 unit ranked ninth nationally in total defense, second in scoring defense, sixth in pass efficiency defense and was a major reason the team went 12-1 on the season.

The 2016 Buckeyes earned a spot in the College Football Playoff semifinal against Clemson after finishing the regular season 11-1 and ranked No. 3 in CFP poll. OSU won five consecutive games to close the season and boast the nation's No. 4 total defense (282.3 yards per game allowed), including the No. 1 pass efficiency defense and the No. 3 scoring defense (14.2). DE Tyquan Lewis was the Big Ten's Smith-Brown Defensive Lineman



of the Year and a first-team all-conference selection, along with S Malik Hooker, LB Raekwon McMillian and CB Marshon Lattimore. CB Gareon Conley was a second-team coaches pick. Hooker was later named a Sporting News First-Team All-American. DE Sam Hubbard, a Cincinnati native, was tabbed as an Academic All-American.

His NFL Draft selections include first-round picks A.J. Hawk, Bobby Carpenter, Ryan Shazier and Darron Lee, NFL standout James Laurinaitis and Joshua Perry, Anthony Schlegel, Larry Grant, Marcus Freeman, Austin Spitler, Ross Homan and Brian Rolle.

In May of 2011 he was asked to take over an Ohio State program staggered by the loss of a beloved head coach, the unexpected departure of a star quarterback and on the cusp of NCAA penalties, and he steadied the situation with an impressive willingness to take on a challenge.

Fickell was much more than a just a steady-influence in 2011, though. He was a leader through one of the most difficult times in Ohio State athletics history. He kept the team focused and, despite 53 games missed by starters, the constant molding of two first-year quarterbacks and inexperience and youth up and down the lineup, he had the Buckeyes in control of their Big Ten championship destiny well into November.

A native of Columbus, Ohio, Fickell is a 1997 graduate of Ohio State with a degree in exercise sciences. He played for the Buckeyes from 1992-96, redshirting the first year and then starting the next four seasons at nose guard. He started a school-record 50 consecutive games between 1993 and 1996.

Fickell concluded his Ohio State career with 212 total tackles. During his four years in the starting lineup, the Buckeyes posted a record of 41-8-1 with a pair of Big Ten co-championships.

Luke Fickell At A Glance

Hometown: Columbus, Ohio

Family: Wife - Amy; Children - Landon, Luca, Aydon, Ashton, Laykon, Lucian

Alma Mater (Year): Ohio State (1997)

Hired at Cincinnati: Dec. 10, 2016

Collegiate/Professional Career

1999	Graduate Assistant, Ohio State
2000-01	Defensive Line Coach, Akron
2002-03	Special Teams Coordinator, Ohio State
2004	Linebackers Coach, Ohio State
2005-11	Co-Defensive Coordinator/ Linebackers Coach, Ohio State
2011	Head Coach, Ohio State
2012-16	Defensive Coordinator/ Linebackers Coach, Ohio State
2017-	Head Coach, Cincinnati

Assistant Coaches

Mike Denbrock
Offensive Coordinator/Quarterbacks

Marcus Freeman
Defensive Coordinator/Linebackers

Doug Phillips
Special Teams Coordinator/Tight Ends

Ron Crook
Offensive Line

Gino Guidugli
Running Backs

Willie Martinez
Cornerbacks

Joker Phillips
Wide Receivers

Jon Tenuta
Safeties

Al Washington
Defensive Line

Luke Fickell Year-By-Year

YEAR	SCHOOL	OVERALL	CONFERENCE	BOWL	FINAL RANK
2011	Ohio State	6-7	3-5	Gator (lost to Florida, 24-17)	
Career Record (one year)		6-7 .462	3-5 .375	0-1 .000	

All-Time Cincinnati Coaches

	TENURE	W	L	T	PCT
No Coach	1885-93	13	12	4	.517
W. Durant Berry	1894-95	6	6	0	.500
Williams Reynolds	1896	4	3	1	.562
Tom Fennel	1897	9	1	1	.864
Frank Cavanaugh	1898	5	1	3	.722
Dan Reed	1899-00	8	6	1	.567
Henry Pratt	1901	1	3	1	.300
Anthony Chez	1902-03	5	10	2	.353
Amos Foster	1904-05	11	4	0	.733
William Foley	1906	0	7	2	.111
Ralph Inott	1908	1	4	1	.250
Robert Burch	1909-11	16	8	2	.654
Lowell Dana	1912-13	8	7	2	.529
George Little	1914-15	10	8	0	.556
Ion Cortright	1916	0	8	1	.056
Frank Marty	1917	0	6	0	.000
Boyd Chambers	1918-21	12	15	3	.450
George McLaren	1922-26	16	26	3	.389
George Babcock	1927-30	12	21	3	.375
Dana King	1931-34	25	10	1	.708
Russ Cohen	1935-37	8	11	3	.432
Wade Woodworth	1937	0	6	0	.000
Joe Meyer	1938-42	27	16	3	.620
Ray Nolting	1945-48	23	15	1	.603
Sid Gillman	1949-54	50	13	1	.789
George Blackburn	1955-60	25	27	6	.483
Chuck Studley	1961-66	27	33	0	.450
Homer Rice	1967-68	8	10	1	.447
Ray Callahan	1969-72	20	23	0	.465
Tony Mason	1973-76	26	18	0	.591
Ralph Staub	1977-80	14	28	2	.341
Mike Gottfried	1981-82	12	10	0	.545
Watson Brown	1983	4	6	1	.409
Dave Currey	1984-88	19	36	0	.345
Tim Murphy	1989-93	17	37	1	.318
Rick Minter	1994-03	53	63	1	.457
Mark Dantonio	2004-06 *	18	17		.514
Brian Kelly	2006-09 *	34	6		.850
Jeff Quinn	2009 *	0	1		.000
Butch Jones	2010-12 *	23	14		.621
Steve Stripling	2012 *	1	0		1.000
Tommy Tuberville	2013-16	29	22		.567
Luke Fickell	2017-				
Total		600	578	51	.509

* Mark Dantonio resigned in the 2006 season prior to the 2006-07 International Bowl, which was coached by Brian Kelly (27-24 win against Western Michigan). Kelly resigned in 2009, prior to the 2009-10 Allstate Sugar Bowl, which was coached by Jeff Quinn (51-24 loss to Florida). Butch Jones resigned in the 2012 season prior to the Belk Bowl, which was coached by Steve Stripling (48-30 win against Duke).

2016 RESULTS (4-8, 1-7 American)

Date	Opponent	Result
9/1	UT Martin	W, 28-7
9/10	at Purdue	W, 38-20
9/15	Houston *	L, 16-40
9/24	Miami (Ohio)	W, 27-20
10/1	USF *	L, 20-45
10/8	at UConn	L, 9-20
10/22	East Carolina *	W, 31-19
10/29	at Temple*	L, 13-34
11/5	Brigham Young	L, 3-20
11/12	at UCF *	L, 3-24
11/18	Memphis *	L, 7-34
11/25	at Tulsa *	ot L, 37-40

TEAM STATISTICS

	CIN	OPP
SCORING	232	323
Points Per Game	19.3	26.9
Points Off Turnovers	71	80
FIRST DOWNS	232	287
Rushing	76	133
Passing	143	136
Penalty	13	18
RUSHING YARDAGE	1418	2275
Yards gained rushing	1690	2523
Yards lost rushing	272	248
Rushing Attempts	397	562
Average Per Rush	3.6	4.0
Average Per Game	118.2	189.6
TDs Rushing	8	17
PASSING YARDAGE	3071	2799
Comp-Att-Int	259-453-15	239-389-17
Average Per Pass	6.8	7.2
Average Per Catch	11.9	11.7
Average Per Game	255.9	233.2
TDs Passing	19	18
TOTAL OFFENSE	4489	5074
Total Plays	850	951
Average Per Play	5.3	5.3
Average Per Game	374.1	422.8
KICK RETURNS: #-Yards	36-716	35-726
PUNT RETURNS: #-Yards	15-92	13-138
INT RETURNS: #-Yards	17-218	15-227
KICK RETURN AVERAGE	19.9	20.7
PUNT RETURN AVERAGE	6.1	10.6
INT RETURN AVERAGE	12.8	15.1
FUMBLES-LOST	16-8	15-7
PENALTIES-Yards	55-544	60-538
Average Per Game	45.3	44.8
PUNTS-Yards	69-2673	56-2242
Average Per Punt	38.7	40.0
Net punt average	35.9	38.0
KICKOFFS-Yards	53-3154	66-4080
Average Per Kick	59.5	61.8
Net kick average	39.2	40.0
TIME OF POSSESSION/Game	26:30	33:30
3RD-DOWN Conversions	69/182	93/194
3rd-Down Pct	38%	48%
4TH-DOWN Conversions	7/17	11/18
4th-Down Pct	41%	61%
SACKS BY-Yards	19-120	26-172
MISC YARDS	0	0
TOUCHDOWNS SCORED	28	39
FIELD GOALS-ATTEMPTS	13-19	17-22
ON-SIDE KICKS	0-0	0-0
RED-ZONE SCORES	(30-37) 81%	(40-51) 78%
RED-ZONE TOUCHDOWNS	(19-37) 51%	(23-51) 45%
PAT-ATTEMPTS	(23-26) 88%	(36-36) 100%
ATTENDANCE	237095	135896
Games/Avg Per Game	7/33871	5/27179
Neutral Site Games		0/0

SCORE BY QUARTERS	1st	2nd	3rd	4th	OT	Total
Cincinnati	50	83	35	61	3	232
Opponents	77	69	77	94	6	323

RUSHING	GP	Att	Gain	Loss	Net	Avg	TD	Long	Avg/G
GREEN, Tion	12	159	757	14	743	4.7	2	27	61.9
BOONE, Mike	9	105	410	22	388	3.7	2	18	43.1
Total.....	12	397	1690	272	1418	3.6	8	79	118.2
Opponents.....	12	562	2523	248	2275	4.0	17	67	189.6

PASSING	GP	Effic	Comp-Att-Int	Pct	Yds	TD	Lng	Avg/G
MOORE, Hayden	7	123.45	146-255-7	57.3	1744	11	82	249.1
KIEL, Gunner	6	117.59	66-127-2	52.0	804	6	54	134.0
TRAIL, Ross	4	112.57	46-70-6	65.7	494	1	36	123.5
Total.....	12	121.34	259-453-15	57.2	3071	19	82	255.9
Opponents.....	12	128.41	239-389-17	61.4	2799	18	59	233.2

RECEIVING	GP	No.	Yds	Avg	TD	Long	Avg/G
GRAY, Devin	12	58	860	14.8	5	82	71.7
COLE, Nate	12	57	518	9.1	4	28	43.2
LEWIS, Kahlil	12	48	605	12.6	5	47	50.4
GREEN, Tion	12	29	167	5.8	0	20	13.9
BOONE, Mike	9	20	249	12.4	0	54	27.7
ROLLINS, Jerron	12	2	11	5.5	0	6	0.9
Total.....	12	259	3071	11.9	19	82	255.9
Opponents.....	12	239	2799	11.7	18	59	233.2

PUNT RETURNS	No.	Yds	Avg	TD	Long
BEARD, Brayden	14	77	5.5	0	20
Total.....	15	92	6.1	0	20
Opponents.....	13	138	10.6	1	30

KICK RETURNS	No.	Yds	Avg	TD	Long
BOONE, Mike	21	506	24.1	0	60
LEWIS, Kahlil	6	98	16.3	0	24
Total.....	36	716	19.9	0	60
Opponents.....	35	726	20.7	0	94

SCORING	TD	FGs	PATs				Pass	DXP	Saf	Points
			Kick	Rush	Rcv	Pass				
PASLEY, Josh	0	11-17	17-20	0-0	0	0-0	0	0	50	
LEWIS, Kahlil	5	0-0	0-0	0-0	0	0-0	0	0	30	
GRAY, Devin	5	0-0	0-0	0-0	0	0-0	0	0	30	
COLE, Nate	4	0-0	0-0	0-0	0	0-0	0	0	24	
Total.....	28	13-19	23-26	0-0	1	1-2	0	0	232	
Opponents.....	39	17-22	36-36	0-0	0	0-2	0	1	323	

TOTAL OFFENSE	GP	Plays	Rush	Pass	Total	Avg/G
MOORE, Hayden	7	308	45	1744	1789	255.6
KIEL, Gunner	6	134	-4	804	800	133.3
GREEN, Tion	12	159	743	0	743	61.9
TRAIL, Ross	4	89	14	494	508	127.0
Total.....	12	850	1418	3071	4489	374.1
Opponents.....	12	951	2275	2799	5074	422.8

FIELD GOALS	FGM-FGA	Pct	01-19	20-29	30-39	40-49	50-99	Lg	Blk
PASLEY, Josh	11-17	64.7	0-0	6-7	3-5	2-5	0-0	43	1
GANTZ, Andrew	2-2	100.0	0-0	1-1	1-1	0-0	0-0	37	0

PUNTING	No.	Yds	Avg	Long	TB	FC	I20	50+	Blkd
GERACI, Sam	66	2641	40.0	55	3	37	31	2	2
Total.....	69	2673	38.7	55	3	37	31	2	2
Opponents.....	56	2242	40.0	55	1	17	25	7	0

ALL PURPOSE	GP	Rush	Rec	PR	KOR	IR	Tot	Avg/G
BOONE, Mike	9	388	249	0	506	0	1143	127.0
GREEN, Tion	12	743	167	0	54	0	964	80.3
GRAY, Devin	12	-2	860	15	0	0	873	72.8
Total.....	12	1418	3071	92	716	218	5515	459.6
Opponents.....	12	2275	2799	138	726	227	6165	513.8

DEFENSE	GP	Solo	Ast	Total	TFL/Yds	Sacks	Int	PBU	QBH	FR-Yds	FF	Blk	Saf
WILSON, Eric	12	60	69	129	7.5-26	3.0-17	.	2	.	2-0	1	.	.
EDWARDS, Zach	11	55	38	93	4.5-8	1.0-2	1-6	5
KINARD, Antonio	12	35	58	93	7.5-26	1.5-13	.	2
COPELAND, Marquise	12	18	41	59	4.5-13	1.0-9	.	1	1	.	2	.	.
MUOHON, Kevin	12	22	28	50	9.5-24	1.0-1	.	2	3	.	1	.	.
Total.....	12	503	526	1029	71-225	19-120	17-218	40	11	7-53	11	.	.
Opponents.....	12	439	416	855	62.0-252	26-172	15-227	50	12	8-0	11	3	1

CINCINNATI

YEAR	GP	W	L	T	HEAD COACH	BOWL	YEAR	GP	W	L	T	HEAD COACH	BOWL
1885	2	1	0	1	No Coach		1959	10	5	4	1	George Blackburn	
1886	2	2	0	0	No Coach		1960	10	4	6	0	George Blackburn	
1887	1	1	0	0	No Coach		1961	10	3	7	0	Chuck Studley	
1888	2	1	0	1	No Coach		1962	10	2	8	0	Chuck Studley	
1889	2	1	1	0	No Coach		1963	10	6	4	0	Chuck Studley	
1890	4	2	1	1	No Coach		1964	10	8	2	0	Chuck Studley	
1891	7	4	2	1	No Coach		1965	10	5	5	0	Chuck Studley	
1892	3	1	2	0	No Coach		1966	10	3	7	0	Chuck Studley	
1893	6	0	6	0	No Coach		1967	9	3	6	0	Homer Rice	
1894	6	3	3	0	W. Durant Berry		1968	10	5	4	1	Homer Rice	
1895	6	3	3	0	W. Durant Berry		1969	10	4	6	0	Ray Callahan	
1896	8	4	3	1	William Reynolds		1970	11	7	4	0	Ray Callahan	
1897	11	9	1	1	Tom Fennel		1971	11	7	4	0	Ray Callahan	
1898	9	5	1	3	Frank Cavanaugh		1972	11	2	9	0	Ray Callahan	
1899	7	5	2	0	Dan Reed		1973	11	4	7	0	Tony Mason	
1900	8	3	4	1	Dan Reed		1974	11	7	4	0	Tony Mason	
1901	5	1	3	1	Henry Pratt		1975	11	6	5	0	Tony Mason	
1902	8	4	2	2	Anthony Chez		1976	11	9	2	0	Tony Mason	
1903	9	1	8	0	Anthony Chez		1977	11	5	4	2	Ralph Staub	
1904	8	7	1	0	Amos Foster		1978	11	5	6	0	Ralph Staub	
1905	7	4	3	0	Amos Foster		1979	11	2	9	0	Ralph Staub	
1906	9	0	7	2	William Foley		1980	11	2	9	0	Ralph Staub	
1907		No Games Played					1981	11	6	5	0	Mike Gottfried	
1908	6	1	4	1	Ralph Inott		1982	11	6	5	0	Mike Gottfried	
1909	8	4	3	1	Robert Burch		1983	11	4	6	1	Watson Brown	
1910	9	6	3	0	Robert Burch		1984	11	2	9	0	Dave Currey	
1911	9	6	2	1	Robert Burch		1985	11	5	6	0	Dave Currey	
1912	8	3	4	1	Lowell Dana		1986	11	5	6	0	Dave Currey	
1913	9	5	3	1	Lowell Dana		1987	11	4	7	0	Dave Currey	
1914	9	6	3	0	George Little		1988	11	3	8	0	Dave Currey	
1915	9	4	5	0	George Little		1989	11	1	9	1	Tim Murphy	
1916	9	0	8	1	Ion Cortright		1990	11	1	10	0	Tim Murphy	
1917	6	0	6	0	Frank Marty		1991	11	4	7	0	Tim Murphy	
1918	5	3	0	2	Boyd Chambers		1992	11	3	8	0	Tim Murphy	
1919	8	3	4	1	Boyd Chambers		1993	11	8	3	0	Tim Murphy	
1920	9	4	5	0	Boyd Chambers		1994	11	2	8	1	Rick Minter	
1921	8	2	6	0	Boyd Chambers		1995	11	6	5	0	Rick Minter	
1922	9	1	7	1	George McLaren		1996	11	6	5		Rick Minter	
1923	9	6	3	0	George McLaren		1997	12	8	4		Rick Minter	Humanitarian
1924	9	2	6	1	George McLaren		1998	11	2	9		Rick Minter	
1925	9	4	5	0	George McLaren		1999	11	3	8		Rick Minter	
1926	9	3	5	1	George McLaren		2000	12	7	5		Rick Minter	Motor City
1927	9	2	5	2	George Babcock		2001	12	7	5		Rick Minter	Motor City
1928	9	1	8	0	George Babcock		2002	14	7	7		Rick Minter	New Orleans
1929	9	4	4	1	George Babcock		2003	12	5	7		Rick Minter	
1930	9	5	4	0	George Babcock		2004	12	7	5		Mark Dantonio	Fort Worth
1931	9	5	4	0	Dana King		2005	11	4	7		Mark Dantonio	
1932	9	7	2	0	Dana King		2006	13	8	5		Mark Dantonio/Brian Kelly *	International
1933	9	7	2	0	Dana King		2007	13	10	3		Brian Kelly	PapaJohns.com
1934	9	6	2	1	Dana King		2008	14	11	3		Brian Kelly	FedEx Orange
1935	9	7	2	0	Russ Cohen		2009	13	12	1		Brian Kelly/Jeff Quinn *	Allstate Sugar
1936	9	1	5	3	Russ Cohen		2010	12	4	8		Butch Jones	
1937	10	0	10	0	Russ Cohen/Wade Woodworth		2011	13	10	3		Butch Jones	AutoZone Liberty
1938	9	4	5	0	Joe Meyer		2012	13	10	3		Butch Jones/Steve Stripling	Belk
1939	9	4	3	2	Joe Meyer		2013	13	9	4		Tommy Tuberville	Belk
1940	9	5	3	1	Joe Meyer		2014	13	9	4		Tommy Tuberville	Military
1941	9	6	3	0	Joe Meyer		2015	13	7	6		Tommy Tuberville	Hawai'i
1942	10	8	2	0	Joe Meyer		2016	12	4	8		Tommy Tuberville	
1943		No Games Played					TOTAL	1229	600	578	51		
1944		No Games Played											
1945	8	4	4	0	Ray Nolting								
1946	11	9	2	0	Ray Nolting	Sun							
1947	10	7	3	0	Ray Nolting								
1948	10	3	6	1	Ray Nolting								
1949	11	7	4	0	Sid Gillman	Glass							
1950	12	8	4	0	Sid Gillman	Sun							
1951	11	10	1	0	Sid Gillman								
1952	10	8	1	1	Sid Gillman								
1953	10	9	1	0	Sid Gillman								
1954	10	8	2	0	Sid Gillman								
1955	9	1	6	2	George Blackburn								
1956	9	4	5	0	George Blackburn								
1957	10	5	4	1	George Blackburn								
1958	10	6	2	2	George Blackburn								

*Brian Kelly coached Cincinnati in the 2007 International Bowl; Jeff Quinn coached Cincinnati in the 2009-10 Allstate Sugar Bowl; Steve Stripling coached Cincinnati in the 2012 Belk Bowl.



UNIVERSITY OF CONNECTICUT

Location: Storrs, Conn.
Enrollment: 31,624
Founded: 1881
Nickname: Huskies
Colors: National Flag Blue and White
Website: UConnHuskies.com
Stadium: Pratt & Whitney Stadium
 at Rentschler Field (40,000/Grass)
President: Dr. Susan Herbst
Director of Athletics: David Benedict
Head Coach: Randy Edsall (Syracuse '80)

MEDIA RELATIONS

Associate AD: Kyle Muncy
Office Phone: (860) 486-9097
Mobile: (860) 208-8624
E-mail: kyle.muncy@uconn.edu
Press Box Phone: (860) 610-4778

HUSKY TEAM FACTS

2016 Record/Finish: 3-9/1-7 American (tied, 4th, East)
All-Time Record: 505-552-38 (.479)
Bowl Appearances: 6
Bowl Record: 3-3 (.500)
Last Bowl Appearance: 2015 St. Petersburg Bowl
 (Marshall 16, UConn 10)
Offensive System: Multiple
Defensive System: Multiple
Lettermen Returning/Lost: 57/12
Starters Returning/Lost: 12/12

UCONN HUSKIES



Dr. Susan Herbst
President



David Benedict
Director of Athletics



Randy Edsall
Head Coach



Kyle Muncy
Communications

OFFENSE

RETURNING STARTERS (6)

Alec Bloom, TE
 Ryan Crozier, C
 Arkeel Newsome, RB
 Matt Peart, OT
 Trey Rutherford, OG
 Bryant Schirreffs, QB

QB Bryant Schirreffs has been the Huskies' primary starter for the last two years. Schirreffs threw for at least 2,000 yards in each of the last two seasons and has a combined 1,118 rushing yards in that stretch.

RB Arkeel Newsome is a three-year starter who rushed for 715 yards and a team-high five touchdowns last season. Newsome also finished second on the team in receptions (25) in 2016.

The Huskies will have to replace the production of WR Noel Thomas, who had a school-record 100 receptions last season. WR Hergy Mayala, who had 23 catches for 296 yards, is the top returner.

A veteran offensive line returns three starters from last season.

DEFENSE

RETURNING STARTERS (6)

Luke Carrezola, DE
 Vontae Diggs, LB
 Folorunso Fatukasi, DT
 Junior Joseph, LB
 Cole Ormsby, DE
 Jamar Summers, CB

CB Jamar Summers has registered 10 interceptions in the last two seasons, including an American Athletic Conference-record eight picks in 2015.

The Huskies have three senior starters returning on the defensive line. DE Cole Ormsby led the Huskies with 4.0 sacks, while DE Luke Carrezola had a team-high 11.0 tackles for loss to go with 3.0 sacks. DT Folorunso Fatukasi had 2.5 sacks and 43 tackles.

LB Vontae Diggs and LB Junior Joseph ranked second and third on the Huskies in tackles last season. Diggs had 84 stops and 8.0 tackles for loss, while Joseph had 81 tackles.

SPECIAL TEAMS

RETURNING STARTERS (0)

The Huskies will go with new players at place-kicker and punter in 2017.

Arkeel Newsome and WR Tyraiq Beals handled the kickoff return chores last season as Newsome averaged 21.1 yards per return.

STORYLINES

Randy Edsall, who led UConn to five bowl appearances in seven years during his initial 12-year stint, returns as the Huskies' head coach for the 2017 season.













Edsall's last game as UConn's head coach was in the 2010 Fiesta Bowl, after the Huskies claimed a share of the Big East championship for the second time in four seasons.

The Huskies' Nov. 18 game against Boston College will be played at Fenway Park.



Wide receiver Tyraiq Beals

2017 SCHEDULE

 Thursday Holy Cross 8/31	 USF 9/9	 at Virginia 9/16	 at SMU 9/30	 Friday Memphis 10/6	 at Temple 10/14
10/21 Tulsa 	10/28 Missouri 	11/4 East Carolina 	11/11 at UCF 	11/18 vs. Boston College 	11/25 at Cincinnati 

Randy Edsall Head Coach

Randy Edsall begins his second stint as the UConn head football coach after being with the program for 12 seasons from 1999-2010. He led the program from Division I-AA status in 1999 to an appearance in the Bowl Championship Series and the Tostitos Fiesta Bowl following the 2010 season.

Edsall returns to UConn from the NFL's Detroit Lions where he was Director of Research – Special Projects. Prior to that he served as head football coach of the University of Maryland from 2011-15.

During his time in Storrs, the program blossomed from a major college football newcomer to a team that made five bowl appearances in seven years and four consecutive. He has recorded the most wins in program history (74) and coached in the most games (144). In addition to being the winningest coach in school history, Edsall's coaching record in the school's first nine FBS seasons (2002-2010) was 65-46.

Despite starting the 2010 season with an 0-2 conference mark and 3-4 overall, the Huskies rebounded and finished the year with five consecutive Big East wins to earn the league championship and a spot in a BCS bowl game. UConn's trip from the FCS (former Division I-AA) to the BCS in 11 seasons was the most rapid in the history of the series. For his efforts and those of the team, he was named the 2010 Big East Coach of the Year.

UConn's trip to the 2011 Tostitos Fiesta Bowl marked the fourth consecutive bowl trip for the Huskies and the fifth since 2004. The Huskies defeated South Carolina in the 2010 Papajohns.com Bowl by a 20-7 score. Edsall guided the Huskies to a 38-20 win over Buffalo in the 2009 International Bowl and led the team to a victory in the 2004 Motor City Bowl (39-10 over Toledo) and an appearance in the 2007 Meineke Car Care Bowl.

Edsall's Huskies won their final three regular season games in 2009 - including a historic double-overtime win over Notre Dame on Nov. 21. UConn posted a 7-5 regular season record facing the 25th-toughest regular season schedule in the country. In 2007, the Bryant and Munger Coach of the Year Award finalist helped guide UConn to a share of its first-ever Big East Championship in a season where the Huskies were picked to finish seventh in the league.

Edsall was named the 2007 Bowl Championship Division Head Coach of the Year in New England by the Gridiron Club of Greater Boston.

UConn joined the Big East Conference in 2004, finishing just one-win shy of tying for the conference championship. The Huskies led the conference in total defense each of their first two years in the league and again in 2008. During their debut season in 2004, UConn led the Big East in both total offense and total defense. During this span, UConn has finished in the national top 20 for total offense (2003, 2004) and total defense



(2002, 2005, 2008). The Huskies finished an impressive sixth in the country in total defense in 2008.

Edsall was named the 27th head football coach at the University of Connecticut on December 21, 1998.

Edsall brought 19 years of previous coaching experience to the Husky program, including 15 seasons on the collegiate level and three in the NFL. Edsall joined the Huskies after completing the 1998 season as the defensive coordinator at Georgia Tech, where he helped the 14th-ranked Yellow Jackets complete a 9-2 campaign.

Prior to joining the staff at Georgia Tech, Edsall spent three seasons as the secondary coach for the Jacksonville Jaguars of the National Football League. In his three seasons on Tom Coughlin's staff, Edsall was a part of one of the most successful expansion franchises in the history of the NFL. The Jaguars reached the playoffs in 1996 and 1997, including a berth in the AFC Championship Game in 1996.

Edsall began his coaching career in 1980 at his alma mater, Syracuse University. Edsall started as a graduate assistant from 1980-82. He coached the running backs for three seasons at Syracuse (1983-84 and 1986) and coached the tight ends in 1985 before making the switch to the defensive side of the ball. He coached the Syracuse defensive backs from 1987-90.

Edsall was a three-year letterwinner in football, basketball and baseball at Susquehannock High School in Glen Rock, Pa. He was an all-state selection in all three sports in his senior season and has been inducted into the York Area Sports Hall of Fame. He then went on to Syracuse, where he was a member of the football team and earned one varsity letter as a quarterback for the Orange.

Edsall earned a bachelor's degree in physical education from Syracuse in 1980 and added a master's degree in health and physical education in 1982 from Syracuse.

Randy Edsall At A Glance

Hometown: Glen Rock, Pa.
Family: Wife - Eileen; Children - Alexi, Corey
Alma Mater (Year): Syracuse (1980)
Hired at UConn: Dec. 28, 2016

Collegiate/Professional Career:

1980-82	Graduate Assistant, Syracuse
1983-84	Running Backs Coach, Syracuse
1985	Tight Ends Coach, Syracuse
1986	Running Backs Coach, Syracuse
1987-90	Defensive Backs Coach, Syracuse
1989-90	Recruiting Coordinator, Syracuse
1991-93	Defensive Backs Coach, Boston College
1994-97	Defensive Backs Coach, Jacksonville Jaguars
1998	Defensive Coordinator/Defensive Backs Coach, Georgia Tech
1999-2010	Head Coach, UConn
2011-15	Head Coach, Maryland
2016	Director of Research-Special Projects, Detroit Lions
2017-	Head Coach, UConn

Assistant Coaches

Terry Richardson
Assistant Head Coach/Running Backs

Billy Crocker
Defensive Coordinator

Rhett Lashlee
Offensive Coordinator

Corey Edsall
Tight Ends

Curome Cox
Defensive Backs

Dennis Dottin-Carter
Defensive Line

J.B. Grimes
Offensive Line

Aaron Smith
Wide Receivers

Jon Wholley
Linebackers

Randy Edsall Year-By-Year

YEAR	SCHOOL	OVERALL	CONFERENCE	BOWL	FINAL RANK
1999	UConn	4-7	3-5		
2000	UConn	3-8			
2001	UConn	2-9			
2002	UConn	6-6			
2003	UConn	9-3			
2004	UConn	8-4	3-3	Motor City (defeated Toledo, 39-10)	
2005	UConn	5-6	2-5		
2006	UConn	4-8	1-6		
2007	UConn	9-4	5-2	Meineke Car Care (lost to Wake Forest, 24-10)	rv/rv
2008	UConn	8-5	3-4	International (defeated Buffalo, 38-20)	
2009	UConn	8-5	3-4	PapaJohns.com (defeated South Carolina, 20-7)	
2010	UConn	8-5	5-2	Fiesta (lost to Oklahoma, 48-20)	
2011	Maryland	2-10	1-7		
2012	Maryland	4-8	2-6		
2013	Maryland	7-6	3-5	Military (lost to Marshall, 31-20)	
2014	Maryland	7-6	4-4	Foster Farms (lost to Stanford, 45-21)	
2015	Maryland	2-4	0-2		
UConn Record (12 years)		74-70	25-31	3-2	
		.514	.446	.600	
Maryland Record (five years)		22-34	10-24	0-2	
		.393	.294	.000	
Career Record (17 years)		96-104	35-55	3-4	
		.480	.389	.429	

All-Time UConn Coaches

	TENURE	W	L	T	PCT
No Coach	1896-97	10	5	0	.667
E.S. Mansfield	1898	0	3	0	.000
T.D. Knowles	1899-01	18	7	1	.712
E.O. Smith	1902-05	14	13	1	.518
George H. Lamson	1906-07	4	9	0	.308
W.F. Madden	1908	4	3	1	.563
S.F.G. McLean	1909	3	5	0	.375
M.F. Claffey	1910	1	5	1	.214
Leo Hafford	1911	0	5	0	.000
A.J. Sharadin	1912	3	3	0	.500
P.T. Brady	1913	5	3	0	.625
Dave W. Warner	1914	3	0	0	1.000
John F. Donahue	1915-16	2	14	0	.125
Roy J. Guyer	1919	2	6	0	.250
Ross Swartz	1920	1	6	1	.187
Wilder Tasker	1921-22	5	8	4	.412
Sumner A. Dole	1923-33	36	39	14	.483
J.O. Christian	1934-49	66	51	4	.562
Arthur L. Valpey	1950-51	7	9	0	.438
Robert Ingalls	1952-63	49	54	3	.476
Richard E. Forzano	1964-65	7	10	1	.417
John L. Toner	1966-70	20	24	3	.457
Robert F. Casciola	1971-72	9	8	1	.528
Larry L. Naviaux	1973-76	18	24	1	.430
Walt Nadzak	1977-82	24	39	2	.385
Tom Jackson	1983-93	62	57	0	.521
Skip Holtz	1994-98	34	23	0	.596
Randy Edsall	1999-2010, 2017-	74	70		.514
Paul Pasqualoni *	2011-13	10	18		.357
T.J. Weist *	2013	3	5		.375
Bob Diaco	2014-16	11	26		.297
Total		505	552	38	.479

* Paul Pasqualoni coached the first four games of the 2013 season before T.J. Weist coached the final eight games of the year.

2016 RESULTS (3-9, 1-7 American)

Date	Opponent	Result
9/1	Maine	W, 24-21
9/10	at Navy *	L, 24-28
9/17	Virginia	W, 13-10
9/24	Syracuse	L, 24-31
9/29	at Houston *	L, 14-42
10/8	Cincinnati *	W, 20-9
10/15	at USF *	L, 27-42
10/22	UCF *	L, 16-24
10/29	at East Carolina *	L, 3-41
11/4	Temple *	L, 0-21
11/19	at Boston College	L, 0-30
11/26	Tulane *	L, 13-38

TEAM STATISTICS

	CONN	OPP
SCORING	178	337
Points Per Game	14.8	28.1
Points Off Turnovers	35	48
FIRST DOWNS	205	251
Rushing	73	89
Passing	117	149
Penalty	15	13
RUSHING YARDAGE	1408	1753
Yards gained rushing	1729	1971
Yards lost rushing	321	218
Rushing Attempts	418	448
Average Per Rush	3.4	3.9
Average Per Game	117.3	146.1
TDs Rushing	11	19
PASSING YARDAGE	2432	3176
Comp-Att-Int	213-380-11	265-414-7
Average Per Pass	6.4	7.7
Average Per Catch	11.4	12.0
Average Per Game	202.7	264.7
TDs Passing	8	20
TOTAL OFFENSE	3840	4929
Total Plays	798	862
Average Per Play	4.8	5.7
Average Per Game	320.0	410.8
KICK RETURNS: #Yards	39-740	12-217
PUNT RETURNS: #Yards	3-21	16-157
INT RETURNS: #Yards	7-6	11-148
KICK RETURN AVERAGE	19.0	18.1
PUNT RETURN AVERAGE	7.0	9.8
INT RETURN AVERAGE	0.9	13.5
FUMBLES-LOST	16-8	15-4
PENALTIES-Yards	43-339	59-502
Average Per Game	28.2	41.8
PUNTS-Yards	74-3017	58-2295
Average Per Punt	40.8	39.6
Net punt average	37.0	37.5
KICKOFFS-Yards	43-2700	66-3970
Average Per Kick	62.8	60.2
Net kick average	40.9	40.6
TIME OF POSSESSION/Game	29:52	30:08
3RD-DOWN Conversions	61/181	73/179
3rd-Down Pct	34%	41%
4TH-DOWN Conversions	11/23	13/22
4th-Down Pct	48%	59%
SACKS BY-Yards	17-102	37-207
MISC YARDS	0	13
TOUCHDOWNS SCORED	20	43
FIELD GOALS-ATTEMPTS	13-18	12-19
ON-SIDE KICKS	0-2	0-0
RED-ZONE SCORES	(22-30) 73%	(35-48) 73%
RED-ZONE TOUCHDOWNS	(11-30) 37%	(26-48) 54%
PAT-ATTEMPTS	(19-19) 100%	(43-43) 100%
ATTENDANCE	187569	180261
Games/Avg Per Game	7/26796	5/36052
Neutral Site Games		0/0

SCORE BY QUARTERS	1st	2nd	3rd	4th	Total
UConn	9	58	54	57	178
Opponents	76	113	69	79	337

RUSHING	GP	Att	Gain	Loss	Net	Avg	TD	Long	Avg/G
NEWSOME, Arkeel	12	147	776	61	715	4.9	5	67	59.6
SHIRREFFS, Bryant	9	144	477	151	326	2.3	2	35	36.2
JOHNSON, Ron	12	72	256	14	242	3.4	4	21	20.2
Total.....	12	418	1729	321	1408	3.4	11	67	117.3
Opponents.....	12	448	1971	218	1753	3.9	19	54	146.1

PASSING	GP	Effic	Comp-Att-Int	Pct	Yds	TD	Lng	Avg/G
SHIRREFFS, Bryant	9	122.24	166-283-6	58.7	2010	7	70	223.3
WILLIAMS, Donovan	3	71.71	36-76-5	47.4	300	1	43	100.0
Total.....	12	110.97	213-380-11	56.1	2432	8	70	202.7
Opponents.....	12	141.01	265-414-7	64.0	3176	20	59	264.7

RECEIVING	GP	No.	Yds	Avg	TD	Long	Avg/G
THOMAS, Noel	12	100	1179	11.8	3	62	98.2
NEWSOME, Arkeel	12	25	273	10.9	2	70	22.8
MAYALA, Hergy	10	23	296	12.9	0	41	29.6
BLOOM, Alec	12	15	142	9.5	1	25	11.8
Total.....	12	213	2432	11.4	8	70	202.7
Opponents.....	12	265	3176	12.0	20	59	264.7

PUNT RETURNS	No.	Yds	Avg	TD	Long
LEMELLE, Brian	3	21	7.0	0	13
Total.....	3	21	7.0	0	13
Opponents.....	16	157	9.8	0	26

KICK RETURNS	No.	Yds	Avg	TD	Long
NEWSOME, Arkeel	22	464	21.1	0	48
BEALS, Tyraiq	12	186	15.5	0	23
Total.....	39	740	19.0	0	48
Opponents.....	12	217	18.1	0	26

SCORING	TD	FGs	Kick	Rush	Rcv	Pass	DXP	Saf	Points
PUYOL, Bobby	0	13-18	19-19	0-0	0	0-0	0	0	58
NEWSOME, Arkeel	7	0-0	0-0	0-0	0	0-0	0	0	42
JOHNSON, Ron	4	0-0	0-0	0-0	0	0-0	0	0	24
THOMAS, Noel	3	0-0	0-0	0-0	0	0-0	0	0	18
Total.....	20	13-18	19-19	0-1	0	0-0	0	0	178
Opponents.....	43	12-19	43-43	0-0	0	0-0	0	0	337

TOTAL OFFENSE	GP	Plays	Rush	Pass	Total	Avg/G
SHIRREFFS, Bryant	9	427	326	2010	2336	259.6
NEWSOME, Arkeel	12	147	715	0	715	59.6
WILLIAMS, Donovan	3	107	52	300	352	117.3
Total.....	12	798	1408	2432	3840	320.0
Opponents.....	12	862	1753	3176	4929	410.8

FIELD GOALS	FGM-FGA	Pct	01-19	20-29	30-39	40-49	50-99	Lg	Blk
PUYOL, Bobby	13-18	72.2	0-0	6-7	6-8	1-2	0-1	43	2

PUNTING	No.	Yds	Avg	Long	TB	FC	I20	50+	Blkd
WAIN, Justin	73	3017	41.3	56	6	35	22	11	1
Total.....	74	3017	40.8	56	6	35	22	11	1
Opponents.....	58	2295	39.6	63	5	28	22	5	0

ALL PURPOSE	GP	Rush	Rec	PR	KOR	IR	Tot	Avg/G
NEWSOME, Arkeel	12	715	273	0	464	0	1452	121.0
THOMAS, Noel	12	60	1179	0	0	0	1239	103.2
SHIRREFFS, Bryant	9	326	0	0	0	0	326	36.2
MAYALA, Hergy	10	0	296	0	0	0	296	29.6
JOHNSON, Ron	12	242	47	0	0	0	289	24.1
Total.....	12	1408	2432	21	740	6	4607	383.9
Opponents.....	12	1753	3176	157	217	148	5451	454.2

DEFENSE	GP	Solo	Ast	Total	TFL/Yds	Sacks	Int	PBU	QBH	FR-Yds	FF	Blk	Saf
MELIFONWU, Obi	12	73	45	118	2.5-6	.	4-6	3	.	1-0	.	.	.
DIGGS, Vontae	12	43	41	84	8.0-29	1.0-11	.	2	1	.	1	.	.
JOSEPH, Junior	12	46	35	81	1.5-2	.	.	2	4
WALSH, Matt	12	45	27	72	2.0-6	1-0	.	.	.
SUMMERS, Jamar	12	42	17	59	4.0-8	.	2-0	9	.	1-86	.	.	.
Total.....	12	495	322	817	55-186	17-102	7-6	34	30	4-86	8	2	.
Opponents.....	12	469	288	757	94.0-342	37-207	11-148	40	24	8-76	14	3	.

YEAR	GP	W	L	T	HEAD COACH	BOWL	YEAR	GP	W	L	T	HEAD COACH	BOWL
1896	8	5	3	0			1970	10	4	4	2	John L. Toner	
1897	7	5	2	0			1971	9	5	3	1	Robert F. Casciola	
1898	3	0	3	0	E.S. Mansfield		1972	9	4	5	0	Robert F. Casciola	
1899	8	6	2	0	T.D. Knowles		1973	11	8	2	1	Larry L. Naviaux	
1900	8	4	3	1	T.D. Knowles		1974	10	4	6	0	Larry L. Naviaux	
1901	10	8	2	0	T.D. Knowles		1975	11	4	7	0	Larry L. Naviaux	
1902	7	4	3	0	E.O. Smith		1976	11	2	9	0	Larry L. Naviaux	
1903	8	3	5	0	E.O. Smith		1977	11	1	10	0	Larry L. Naviaux	
1904	9	5	3	1	E.O. Smith		1978	11	4	7	0	Walt Nadzak	
1905	4	2	2	0	E.O. Smith		1979	11	3	6	2	Walt Nadzak	
1906	6	2	4	0	George H. Lamson		1980	10	7	3	0	Walt Nadzak	
1907	7	2	5	0	George H. Lamson		1981	11	4	7	0	Walt Nadzak	
1908	8	4	3	1	W.F. Madden		1982	11	5	6	0	Walt Nadzak	
1909	8	3	5	0	S.F.G. McLean		1983	11	5	6	0	Tom Jackson	
1910	7	1	5	1	M.F. Claffey		1984	11	3	8	0	Tom Jackson	
1911	5	0	5	0	Leo Hafford		1985	9	4	5	0	Tom Jackson	
1912	6	3	3	0	A.J. Sharadin		1986	11	8	3	0	Tom Jackson	
1913	8	5	3	0	P.T. Brady		1987	11	7	4	0	Tom Jackson	
1914	3	3	0	0	Dave W. Warner		1988	11	7	4	0	Tom Jackson	
1915	8	1	7	0	John F. Donahue		1989	11	8	3	0	Tom Jackson	
1916	8	1	7	0	John F. Donahue		1990	11	6	5	0	Tom Jackson	
1917		No Games Played					1991	11	3	8	0	Tom Jackson	
1918		No Games Played					1992	11	5	6	0	Tom Jackson	
1919	8	2	6	0	Roy J. Guyer		1993	11	6	5	0	Tom Jackson	
1920	8	1	6	1	Ross Swartz		1994	11	4	7	0	Tom Jackson	
1921	8	3	2	3	Wilder Tasker		1995	11	8	3	0	Skip Holtz	
1922	9	2	6	1	Wilder Tasker		1996	11	5	6		Skip Holtz	
1923	8	3	4	1	Sumner A. Dole		1997	11	7	4		Skip Holtz	
1924	8	6	0	2	Sumner A. Dole		1998	13	10	3		Skip Holtz	
1925	9	3	5	1	Sumner A. Dole		1999	11	4	7		Randy Edsall	
1926	8	7	1	0	Sumner A. Dole		2000	11	3	8		Randy Edsall	
1927	9	5	4	0	Sumner A. Dole		2001	11	2	9		Randy Edsall	
1928	8	4	0	4	Sumner A. Dole		2002	12	6	6		Randy Edsall	
1929	8	4	4	0	Sumner A. Dole		2003	12	9	3		Randy Edsall	
1930	7	1	5	1	Sumner A. Dole		2004	12	8	4		Randy Edsall	Motor City
1931	8	2	3	3	Sumner A. Dole		2005	11	5	6		Randy Edsall	
1932	8	0	6	2	Sumner A. Dole		2006	12	4	8		Randy Edsall	
1933	8	1	6	1	Sumner A. Dole		2007	13	9	4		Randy Edsall	Meineke Car Care
1934	8	1	7	0	J.O. Christian		2008	13	8	5		Randy Edsall	International
1935	7	2	4	1	J.O. Christian		2009	13	8	5		Randy Edsall	PapaJohns.com
1936	9	7	2	0	J.O. Christian		2010	13	8	5		Randy Edsall	Fiesta
1937	9	6	2	1	J.O. Christian		2011	12	5	7		Paul Pasqualoni	
1938	7	4	3	0	J.O. Christian		2012	12	5	7		Paul Pasqualoni	
1939	8	5	3	0	J.O. Christian		2013 *	12	3	9		Paul Pasqualoni/T.J. Weist	
1940	8	4	4	0	J.O. Christian		2014	12	2	10		Bob Diaco	
1941	8	2	6	0	J.O. Christian		2015	13	6	7		Bob Diaco	St. Petersburg
1942	8	6	2	0	J.O. Christian		2016	12	3	9		Bob Diaco	
1943		No Games Played					TOTAL	1105	505	552	38		
1944	8	7	1	0	J.O. Christian								
1945	8	7	1	0	J.O. Christian								
1946	8	4	3	1	J.O. Christian								
1947	8	4	4	0	J.O. Christian								
1948	8	3	5	0	J.O. Christian								
1949	9	4	4	1	J.O. Christian								
1950	8	3	5	0	Arthur L. Valpey								
1951	8	4	4	0	Arthur L. Valpey								
1952	8	5	3	0	Robert Ingalls								
1953	8	3	4	1	Robert Ingalls								
1954	9	1	8	0	Robert Ingalls								
1955	8	4	4	0	Robert Ingalls								
1956	9	6	2	1	Robert Ingalls								
1957	10	5	4	1	Robert Ingalls								
1958	10	7	3	0	Robert Ingalls								
1959	9	6	3	0	Robert Ingalls								
1960	9	5	4	0	Robert Ingalls								
1961	9	2	7	0	Robert Ingalls								
1962	9	3	6	0	Robert Ingalls								
1963	8	2	6	0	Robert Ingalls								
1964	9	4	4	1	Richard E. Forzano								
1965	9	3	6	0	Richard E. Forzano								
1966	9	2	6	1	John L. Toner								
1967	9	5	4	0	John L. Toner								
1968	10	4	6	0	John L. Toner								
1969	9	5	4	0	John L. Toner								

* Paul Pasqualoni coached the first four games of the 2013 season before T.J. Weist coached the final eight games of the year.



EAST CAROLINA UNIVERSITY

Location: Greenville, N.C.
 Enrollment: 28,000
 Founded: 1907
 Nickname: Pirates
 Colors: Purple and Gold
 Website: ECU Pirates.com
 Stadium: Dowdy-Ficklen Stadium
 (50,000/Grass)
 Chancellor: Dr. Cecil Staton
 Director of Athletics: Jeff Compher
 Head Coach: Scottie Montgomery (Duke '00)

MEDIA RELATIONS

Assistant AD/Media Relations: Tom McClellan
 Office Phone: (252) 737-1274
 Mobile: (252) 414-0990
 E-mail: mcclellant@ecu.edu
 Press Box Phone: (252) 328-4697

PIRATE TEAM FACTS

2016 Record/Finish: 3-9/1-7 American (tied, 4th, East)
 All-Time Record: 429-394-12 (.521)
 Bowl Appearances: 20
 Bowl Record: 9-11 (.450)
 Last Bowl Appearance: 2015 Birmingham Bowl
 (Florida 28, East Carolina 20)
 Offensive System: Multiple
 Defensive System: Multiple
 Lettermen Returning/Lost: 50/28
 Starters Returning/Lost: 12/12

**EAST CAROLINA
 PIRATES**



Dr. Cecil Staton
 Chancellor



Jeff Compher
 Director of Athletics



Scottie Montgomery
 Head Coach



Tom McClellan
 Communications

EAST CAROLINA

OFFENSE

RETURNING STARTERS (5)

Stephen Baggett, TE
 Quay Johnson, WR
 Garrett McGhin, OG
 Messiah Rice, OT
 Brandon Smith, OT
 Jimmy Williams, WR

East Carolina loses All-American WR Zay Jones, the NCAA single-season and career leader in receptions, but returns its next four leading receivers last season. WR Jimmy Williams had 45 catches for 818 yards and a team-high eight touchdowns in 2016.

QB Gardner Minsheu, who saw action in seven contests and threw for 1,347 yards and eight touchdowns, is the lone returning signal-caller from last year.

Minsheu will be pressed for the starting spot by QB Thomas Sirk, a graduate transfer from Duke who missed the 2016 season with an Achilles tendon injury. Sirk started 12 games for the Blue Devils in 2015 and finished with 3,245 yards of total offense.

DEFENSE

RETURNING STARTERS (6)

Kiante Anderson, DE
 Demage Bailey, DE
 Colby Gore, CB
 Corey Seargent, CB
 Travon Simmons, S
 Jordan Williams, ILB

The Pirates registered only eight sacks and had five defensive interceptions in 2016. East Carolina is expected to go with a four-man defensive front for the 2017.

LB Jordan Williams led the Pirates with 77 tackles last season, but is the only returning starter at linebacker.

Three of the six returning defensive starters are in the secondary. CB Colby Gore had 43 tackles, two interceptions and five pass breakups, while CB Corey Seargent had 27 stops and six pass breakups. S Travon Simmons finished fifth on the team with 53 tackles.

SPECIAL TEAMS

RETURNING STARTERS (0)

K/P Jake Verity is expected to see most of the action as the Pirates' placekicker and punter after he saw limited action in 2016.

CB Chris Love handled most of the kickoff returns last year and averaged 21.2 yards per attempt.

STORYLINES

East Carolina returns nearly 70 percent of its letterwinners from last season (50 of 78). Fifty-one of the 99 players on the 2017 preseason roster are upperclassmen.

The Pirates have made eight bowl appearances in the last 11 years.

East Carolina had at least 400 yards of offense in each of its first 11 games in 2016.



Wide receiver Quay Johnson

2017 SCHEDULE



James Madison
 9/2

10/21
 Brigham Young



at West Virginia
 9/9

10/28
 at Houston



Virginia Tech
 9/16

11/4
 at UConn



USF
 9/30

11/11
 Tulane



Temple
 10/7

11/18
 Cincinnati



at UCF
 10/14

11/25
 at Memphis



Scottie Montgomery

Head Coach

Scottie Montgomery is in his second season as head football coach at East Carolina University.

Montgomery, a North Carolina native who played an integral role leading Duke and the Pittsburgh Steelers to divisional championships and postseason play, was introduced as the Pirates' 21st head coach on Dec. 14, 2015.

He followed his formal appointment by directing the Pirates to their second-highest single-season passing attack in school history during the 2016 campaign, averaging 334.7 air yards per game. Additionally, ECU generated 5,605 yards of offense (467.1 ypg), which stood as the fourth-highest seasonal total in the program's record books.

The Pirates ranked among the nation's top 25 in 11 statistical categories in 2016, rating sixth in passing offense, 11th in completion percentage, 16th in fewest penalties, 18th in fewest penalty yards, 19th in defensive fourth down conversion percentage, 22nd in offensive fourth down conversion percentage, 23rd in total offense, 23rd in blocked kicks, 23rd in blocked punts, 23rd in fewest penalty yards per game and 24th in fewest penalties per game.

From an individual standpoint, Montgomery helped Biletnikoff Award finalist Zay Jones capture FBS stat titles in receptions (158), receptions per game (13.2), receiving yards per game (145.5), while ranking second in receiving yards (1,746) on the way to establishing NCAA career (399) and single-season standards in receptions. First-year ECU quarterback Philip Nelson also finished seventh in completion percentage (67.9) and 10th in completions per game (23.7).

His acceptance of the top East Carolina football position officially ended a two-year tenure as the Blue Devils' associate head coach, offensive coordinator and quarterbacks coach. Overall, Montgomery served on the Duke staff for seven seasons under head coaches Ted Roof (2006-07) and David Cutcliffe (2008-09, 2013-15) - five as receivers coach. He helped guide Duke to three-straight bowl appearances, including a 44-41 overtime victory against Indiana in the 2015 New Era Pinstripe Bowl at Yankee Stadium.

Montgomery's coaching experience in the National Football League spanned three seasons under Mike Tomlin's leadership. His work with the Steelers' receivers in 2010, 2011 and 2012 resulted in two playoff appearances, the 2010 AFC North Division championship and a spot in Super Bowl XLV.

The 2015 campaign marked Montgomery's second as both primary offensive play-caller and quarterbacks coach at Duke, a program in which he starred as an All-Atlantic Coast Conference wide receiver from 1996 to 1999.

Montgomery was recognized for his efforts as a one of three finalists for the American Football Coaches Association (AFCA) National Assistant Coach-of-the-Year Award in 2015. In addition, he



was listed by Athlon as one of "College Football's 20 Best Coaches Under 40" - ranking among the top 13 coordinators in the country.

During his first year as offensive coordinator in 2014, Montgomery had oversight of an attack that tallied 421 points, the second-highest single-season total in program history.

Over Montgomery's two-year stint as Duke's offensive coordinator, the Blue Devils featured two All-America selections along the offensive line, the ACC's all-time leader in pass receptions and record-setting running back Shaun Wilson, who finished the 2014 season with the highest yards per rushing attempt average (7.67) in school history. In the 2015 NFL Draft, Tomlinson was selected in the first round by the Detroit Lions while Crowder was a fourth-round choice of the Washington Redskins.

Montgomery helped the Steelers to a three-year regular season record of 32-16, mentoring receivers such Hines Ward, Mike Wallace and Antonio Brown.

During his earlier four-year coaching stay at Duke, Montgomery directed several of the finest pass-catchers in school and ACC history in Eron Riley, Donovan Varner and Conner Vernon.

As a wide receiver for the Blue Devils from 1996 to 1999, Montgomery paced Duke in receiving in three straight seasons and was a two-time team MVP selection.

Montgomery closed his collegiate career with 171 catches for 2,379 yards and 13 touchdowns, which includes a career-high 60 receptions as a junior in 1998. He finished his career ranking among Duke's all-time leaders in kickoff returns (63), kickoff return yards (1,515) and all-purpose yardage (4,188).

During his senior campaign in 1999, Montgomery established the school standard for all-purpose yards in a season with 1,565.

He played professionally with the NFL's Denver Broncos (2000-02) and Oakland Raiders (2003).

Scottie Montgomery

At A Glance

Hometown: Shelby, N.C.

Family: Wife - Ebony; Children - Cassius, Moses, Magnus

Alma Mater (Year): Duke (2000)

Hired at East Carolina: Dec. 14, 2015

Collegiate/Professional Career:

2006-09	Wide Receivers Coach, Duke
2010-12	Wide Receivers Coach, Pittsburgh Steelers
2013	Wide Receivers Coach, Duke
2014-15	Associate Head Coach/Offensive Coord./ Quarterbacks, Duke
2016-	Head Coach, East Carolina

Assistant Coaches

Robert Prunty
Associate Head Coach/Defensive Line

Tony Petersen
Offensive Coordinator/Quarterbacks

Kenwick Thompson
Defensive Coordinator/Rover Linebackers

Shannon Moore
Special Teams Coordinator/Tight Ends

Ryan Anderson
Inside Linebackers

Geep Wade
Offensive Line

Keith Gaither
Wide Receivers

Brandon Lynch
Defensive Backs

Jason Nichols
Running Backs

EAST CAROLINA

Scottie Montgomery Year-By-Year

YEAR	SCHOOL	OVERALL	CONFERENCE	BOWL	FINAL RANK
2016	East Carolina	3-9	1-7		
Career Record		3-9	1-7	0-0	
		.250	.125		

All-Time East Carolina Coaches

	TENURE	W	L	T	PCT
Kenneth Beatty	1932-33	1	10	0	.091
G.L. "Doc" Mathis	1934-35	4	7	1	.375
Bo Farley	1936	3	2	0	.600
J.D. Alexander	1973-88	3	11	1	.233
O.A. Hanker	1939	0	8	0	.000
John Christenbury	1940-41	12	3	0	.800
Jim Johnson	1946-48	8	18	1	.271
Bill Dole	1949-51	15	14	1	.517
Jack Boone	1952-61	49	46	5	.515
Clarence Stasavich	1962-69	50	27	1	.647
Mike McGee	1970	3	8	0	.273
Sonny Randle	1971-73	22	10	0	.688
Pat Dye	1974-79	48	18	1	.727
Ed Emory	1980-84	26	29	0	.473
Art Baker	1985-88	12	32	0	.273
Bill Lewis	1989-91	21	12	1	.632
Steve Logan	1992-2002	69	58	0	.543
John Thompson	2003-04	3	20		.150
Skip Holtz	2005-09	38	27		.585
Ruffin McNeill	2010-15	42	34		.552
Scottie Montgomery	2016-	3	9		.250
Total		432	403	12	.517

2016 RESULTS (3-9, 1-7 American)

Date	Opponent	Result
9/3	Western Carolina	W, 52-7
9/10	North Carolina State	W, 33-30
9/17	at South Carolina	L, 15-20
9/24	at Virginia Tech	L, 17-54
10/1	UCF *	L, 29-47
10/8	at USF *	L, 22-38
10/22	at Cincinnati *	L, 19-31
10/29	UConn *	W, 41-3
11/5	at Tulsa *	L, 24-45
11/12	SMU *	L 31-55
11/19	Navy *	L, 31-66
11/26	at Temple *	L, 10-37

TEAM STATISTICS

	ECU	OPP
SCORING	324	433
Points Per Game	27.0	36.1
Points Off Turnovers	24	78
FIRST DOWNS	287	256
Rushing	92	129
Passing	177	107
Penalty	18	20
RUSHING YARDAGE	1589	2742
Yards gained rushing	1926	2926
Yards lost rushing	337	184
Rushing Attempts	404	506
Average Per Rush	3.9	5.4
Average Per Game	132.4	228.5
TDs Rushing	13	34
PASSING YARDAGE	4016	2691
Comp-Att-Int	359-554-12	194-338-5
Average Per Pass	7.2	8.0
Average Per Catch	11.2	13.9
Average Per Game	334.7	224.2
TDs Passing	26	17
TOTAL OFFENSE	5605	5433
Total Plays	958	844
Average Per Play	5.9	6.4
Average Per Game	467.1	452.8
KICK RETURNS: #-Yards	54-997	47-1028
PUNT RETURNS: #-Yards	10-18	17-192
INT RETURNS: #-Yards	5-44	12-270
KICK RETURN AVERAGE	18.5	21.9
PUNT RETURN AVERAGE	1.8	11.3
INT RETURN AVERAGE	8.8	22.5
FUMBLES-LOST	24-12	8-3
PENALTIES-Yards	60-521	76-673
Average Per Game	43.4	56.1
PUNTS-Yards	52-2159	58-2304
Average Per Punt	41.5	39.7
Net punt average	37.1	38.0
KICKOFFS-Yards	65-3788	81-4780
Average Per Kick	58.3	59.0
Net kick average	37.1	39.9
TIME OF POSSESSION/Game	30:09	29:50
3RD-DOWN Conversions	77/194	73/170
3rd-Down Pct	40%	43%
4TH-DOWN Conversions	21/35	6/16
4th-Down Pct	60%	38%
SACKS BY-Yards	8-47	31-222
MISC YARDS	0	34
TOUCHDOWNS SCORED	39	56
FIELD GOALS-ATTEMPTS	18-25	13-17
ON-SIDE KICKS	0-5	0-0
RED-ZONE SCORES	(34-46) 74%	(49-55) 89%
RED-ZONE TOUCHDOWNS	(25-46) 54%	(37-55) 67%
PAT-ATTEMPTS	(34-35) 97%	(54-55) 98%
ATTENDANCE	264680	252445
Games/Avg Per Game	6/44113	6/42074
Neutral Site Games	0/0	

SCORE BY QUARTERS	1st	2nd	3rd	4th	Total
East Carolina	70	71	114	69	324
Opponents	83	163	87	100	433

RUSHING	GP	Att	Gain	Loss	Net	Avg	TD	Long	Avg/G
SUMMERS, James	12	162	915	46	869	5.4	7	81	72.4
SCOTT, Anthony	8	79	413	29	384	4.9	2	48	48.0
ANDERSON, Devin	11	57	274	16	258	4.5	2	28	23.5
Total.....	12	404	1926	337	1589	3.9	13	81	132.4
Opponents.....	12	506	2926	184	2742	5.4	34	65	228.5

PASSING	G	Effic	Comp-Att-Int	Pct	Yds	TD	Lng	Avg/G
NELSON, Philip	10	141.54	237-349-8	67.9	2621	16	75	262.1
MINSHEW, Gardner	7	124.03	119-202-4	58.9	1347	8	77	192.4
SUMMERS, James	12	458.20	2-2-0	100.0	46	1	31	3.8
Total.....	12	136.85	359-554-12	64.8	4016	26	77	334.7
Opponents.....	12	137.91	194-338-5	57.4	2691	17	80	224.2

RECEIVING	G	No.	Yds	Avg	TD	Long	Avg/G
JONES, Zay	12	158	1746	11.1	8	77	145.5
JOHNSON, Quay	12	58	563	9.7	3	75	46.9
WILLIAMS, Jimmy	12	45	818	18.2	8	75	68.2
SCOTT, Anthony	8	23	164	7.1	3	32	20.5
Total.....	12	359	4016	11.2	26	77	334.7
Opponents.....	12	194	2691	13.9	17	80	224.2

PUNT RETURNS	No.	Yds	Avg	TD	Long
JOHNSON, Quay	9	17	1.9	0	14
Total.....	10	18	1.8	0	14
Opponents.....	17	192	11.3	1	87

KICK RETURNS	No.	Yds	Avg	TD	Long
LOVE, Chris	21	445	21.2	0	42
JOHNSON, Quay	12	214	17.8	0	26
Total.....	54	997	18.5	0	45
Opponents.....	47	1028	21.9	1	100

SCORING	TD	FGs	PATs					Saf	Points
			Kick	Rush	Rcv	Pass	DXP		
PLOWMAN, Davis	0	17-23	29-30	0-0	0	0-0	0	0	80
JONES, Zay	8	0-0	0-0	0-0	1	0-1	0	0	50
WILLIAMS, Jimmy	8	0-0	0-0	0-0	0	0-0	0	0	48
SUMMERS, James	8	0-0	0-0	0-0	0	0-0	0	0	48
SCOTT, Anthony	5	0-0	0-0	0-0	0	0-0	0	0	30
Total.....	39	18-25	34-35	0-0	1	1-4	0	0	324
Opponents.....	56	13-17	54-55	0-0	0	0-1	0	2	433

TOTAL OFFENSE	G	Plays	Rush	Pass	Total	Avg/G
NELSON, Philip	10	411	57	2621	2678	267.8
MINSHEW, Gardner	7	222	-36	1347	1311	187.3
SUMMERS, James	12	164	869	46	915	76.2
Total.....	12	958	1589	4016	5605	467.1
Opponents.....	12	844	2742	2691	5433	452.8

FIELD GOALS	FGM-FGA	Pct	01-19	20-29	30-39	40-49	50-99	Lg	Blk
PLOWMAN, Davis	17-23	73.9	0-0	4-6	5-6	8-11	0-0	49	2
VERITY, Jake	1-2	50.0	0-0	1-1	0-1	0-0	0-0	27	0

PUNTING	No.	Yds	Avg	Long	TB	FC	I20	50+	Blkd
GREGORY, Worth	51	2159	42.3	65	2	17	15	9	0
Total.....	52	2159	41.5	65	2	17	15	9	1
Opponents.....	58	2304	39.7	70	4	19	26	7	1

ALL PURPOSE	G	Rush	Rec	PR	KOR	IR	Tot	Avg/G
JONES, Zay	12	24	1746	0	0	0	1770	147.5
SUMMERS, James	12	869	109	0	143	0	1121	93.4
WILLIAMS, Jimmy	12	0	818	0	0	0	818	68.2
JOHNSON, Quay	12	9	563	17	214	0	803	66.9
Total.....	12	1589	4016	18	997	44	6664	555.3
Opponents.....	12	2742	2691	192	1028	270	6923	576.9

DEFENSE	G	Solo	Ast	Total	TFL/Yds	Sacks	Int	PBU	QBH	FR-Yds	FF	Blk	Saf
WILLIAMS, Jordan	12	35	42	77	4.0-10	1.0-2	.	1	2
WHITE, Cam	12	26	37	63	4.0-13	.	.	2
RICHARDSON, Terrell	11	40	23	63	5.5-10	.	.	.	1
PRATT, Dayon	10	34	27	61	7.5-29	2.5-16	.	4	1	.	3	1	.
SHAMMONS, Travon	12	29	24	53	0.5-0	.	.	1-7	3	.	1-5	.	.
Total.....	12	469	388	857	53-146	8-47	5-44	39	14	3-5	5	3	.
Opponents.....	12	536	392	928	92.0-367	31-222	12-270	41	35	12-7	14	3	2

EAST CAROLINA

YEAR	GP	W	L	T	HEAD COACH	BOWL	YEAR	GP	W	L	T	HEAD COACH	BOWL
1912	4	3	1	0	Lester Larson		2005	11	5	6		Skip Holtz	
1932	5	0	5	0	Kenneth Beatty		2006	13	7	6		Skip Holtz	PapaJohns.com
1933	6	1	5	0	Kenneth Beatty		2007	13	8	5		Skip Holtz	Hawaii
1934	6	1	4	1	G.L. Mathis		2008	14	9	5		Skip Holtz	Liberty
1935	6	3	3	0	G.L. Mathis		2009	14	9	5		Skip Holtz	Liberty
1936	5	3	2	0	Bo Farley		2010	13	6	7		Ruffin McNeill	Military
1937	7	2	5	0	J.D. Alexander		2011	12	5	7		Ruffin McNeill	
1938	8	1	6	1	J.D. Alexander		2012	13	8	5		Ruffin McNeill	New Orleans
1939	8	0	8	0	O.A. Hankner		2013	13	10	3		Ruffin McNeill	Beef 'O' Brady's
1940	8	5	3	0	John Christenbury		2014	13	8	5		Ruffin McNeill	Birmingham
1941	7	7	0	0	John Christenbury		2015	12	5	7		Ruffin McNeill	
1942		No Games Played					2016	12	3	9		Scottie Montgomery	
1943		No Games Played					TOTAL	847	432	403	12		
1944		No Games Played											
1945		No Games Played											
1946	9	5	3	1	Jim Johnson								
1947	9	3	6	0	Jim Johnson								
1948	9	0	9	0	Jim Johnson								
1949	10	4	5	1	Bill Dole								
1950	10	7	3	0	Bill Dole								
1951	10	4	6	0	Bill Dole								
1952	11	6	3	2	Jack Boone	Lions							
1953	10	8	2	0	Jack Boone	Elks							
1954	10	5	4	1	Jack Boone								
1955	9	4	5	0	Jack Boone								
1956	10	2	7	1	Jack Boone								
1957	9	1	8	0	Jack Boone								
1958	10	6	4	0	Jack Boone								
1959	11	5	6	0	Jack Boone								
1960	10	7	3	0	Jack Boone								
1961	10	5	4	1	Jack Boone								
1962	9	5	4	0	Clarence Stasavich								
1963	10	9	1	0	Clarence Stasavich	Eastern							
1964	10	9	1	0	Clarence Stasavich	Tangerine							
1965	10	9	1	0	Clarence Stasavich	Tangerine							
1966	10	4	5	1	Clarence Stasavich								
1967	10	8	2	0	Clarence Stasavich								
1968	10	4	6	0	Clarence Stasavich								
1969	9	2	7	0	Clarence Stasavich								
1970	11	3	8	0	Mike McGee								
1971	10	4	6	0	Sonny Randle								
1972	11	9	2	0	Sonny Randle								
1973	11	9	2	0	Sonny Randle								
1974	11	7	4	0	Pat Dye								
1975	11	8	3	0	Pat Dye								
1976	11	9	2	0	Pat Dye								
1977	11	8	3	0	Pat Dye								
1978	12	9	3	0	Pat Dye	Independence							
1979	11	7	3	1	Pat Dye								
1980	11	4	7	0	Ed Emory								
1981	11	5	6	0	Ed Emory								
1982	11	7	4	0	Ed Emory								
1983	11	8	3	0	Ed Emory								
1984	11	2	9	0	Ed Emory								
1985	11	2	9	0	Art Baker								
1986	11	2	9	0	Art Baker								
1987	11	5	6	0	Art Baker								
1988	11	3	8	0	Art Baker								
1989	11	5	5	1	Bill Lewis								
1990	11	5	6	0	Bill Lewis								
1991	12	11	1	0	Bill Lewis	Peach							
1992	11	5	6	0	Steve Logan								
1993	11	2	9	0	Steve Logan								
1994	12	7	5	0	Steve Logan	Liberty							
1995	12	9	3	0	Steve Logan	Liberty							
1996	11	8	3		Steve Logan								
1997	11	5	6		Steve Logan								
1998	11	6	5		Steve Logan								
1999	12	9	3		Steve Logan	Mobile							
2000	12	8	4		Steve Logan	GalleryFurniture.com							
2001	12	6	6		Steve Logan	GMAC							
2002	12	4	8		Steve Logan								
2003	12	1	11		John Thompson								
2004	11	2	9		John Thompson								

OFFENSE

RETURNING STARTERS (7)

Quinton Flowers, QB
 Jeremi Hall, OL
 Tyre McCants, WR
 Marcus Norman, OT
 Cameron Ruff, OL
 Marquez Valdes-Scantling, WR
 Mitchell Wilcox, TE

QB Quinton Flowers set a school record with 4,342 yards of total offense last season on his way to American Athletic Conference Offensive Player of the Year honors.

Flowers ranked third in The American in rushing (117.7 ypg) and was the conference leader in pass efficiency (153.6). He threw 24 touchdown passes and had 18 rushing TDs.

RB D'Ernest Johnson scored 14 touchdowns last season (eight rushing, five receiving, one punt return).

USF ranked fourth nationally in scoring offense in 2016 (43.8 ppg), trailing only Western Kentucky, Louisiana Tech and Oklahoma.

DEFENSE

RETURNING STARTERS (9)

Tajee Fullwood, CB
 Bruce Hector, DT
 Ronnie Hoggins, CB
 Kirk Livingstone, DE
 Mike Love, DE
 Khalid McGee, S
 Deatrick Nichols, CB
 Auggie Sanchez, LB
 Deadrin Senat, DT

The Bulls return nine starters on defense, including six players who will be seniors in 2017.

LB Auggie Sanchez had 120 tackles last season and is the top returning tackler in The American for the second straight season.

CB Deatrick Nichols was chosen to the American Athletic Conference First Team in 2015 and was a second-team selection last year. He joins Sanchez and DT Deadrin Senat as returning all-conference players on the USF defense.

USF held only one opponent below 20 points in 2016.

SPECIAL TEAMS

RETURNING STARTERS (1)

Jonathan Hernandez, P
 Emilio Nadelman, K

The Bulls scored 77 touchdowns in 2016, leaving few opportunities for field goals. Nonetheless, K Emilio Nadelman was 7-for-7 on field goal attempts as he enters his third year as the Bulls' regular kicker.

P Jonathan Hernandez was seventh in The American with an average of 41.2 yards per punt.

D'Ernest Johnson earned second-team all-conference accolades as a return specialist last season.

STORYLINES

Charlie Strong returns to the American Athletic Conference as USF's fourth coach in program history. Strong served as head coach at Louisville for the first year of The American in 2013.

USF, which finished last season ranked No. 19 nationally, returns six players who earned all-conference status in 2016.



Quarterback Quinton Flowers

2017 SCHEDULE



at San Jose State
8/26



Stony Brook
9/2



at UConn
9/9



Friday
 Illinois
9/15



Thursday
 Temple
9/21



at East Carolina
9/30



10/14
 Massachusetts



10/21
 at Tulane



10/28
 Cincinnati



11/4
 Houston



Thursday
11/16
 Tulsa



Friday
11/24
 at UCF

Charlie Strong Head Coach



A two-time conference coach of the year, strong recruiter and one of the best defensive minds in college football, Charlie Strong was named the fourth head coach in USF football program history by USF Director of Athletics Mark Harlan on Dec. 11, 2016.

A two-time Big East Coach of the Year while at Louisville, Strong was also a vital part of two national championships as defensive coordinator at the University of Florida. At USF, he will lead his third program after head coaching stints at the University of Texas (2014-16) and the University of Louisville (2010-13).

Strong's appointment at USF returned him to the state of Florida, where he previously spent 15 of his 34 seasons as a collegiate coach and won two national championships.

Since 1995, Strong has coached 15 players selected in the first round of the NFL Draft and had 37 taken in the first four rounds.

At Texas, Strong rebuilt the roster, put his stamp on the culture and elevated the program's infrastructure while posting a 16-21 record. His tenure at Texas included wins over No. 10 Oklahoma (2015), No. 12 Baylor (2015) and No. 10 Notre Dame (2016).

Strong's Texas teams featured a dynamic running game that ranked 17th nationally (224.8 ypg) in 2015 and 19th in 2016 (239.3 ypg). Running back D'Onta Foreman won the 2016 Doak Walker Award and led the nation with 2,028 yards rushing during the regular season. A number of players earned individual honors at Texas under Strong. Defensive tackle Malcom Brown was a finalist for both the Nagurski and Outland trophies, as well as becoming the 47th consensus All-American in school history. Brown and linebacker Jordan Hicks earned All-America honors. They were also among 12 Texas players to secure All-Big 12 accolades since 2014.

Strong also developed pressure defenses that ranked fifth in the country in sacks per game (3.08), and a turnover margin that was tied for ninth best nationally (+11) in 2015. Texas ranked fifth in the nation in sacks (3.42) and 16th in tackles for loss (7.6) in 2016. In 2014, Texas ranked 25th in the FBS in total yards allowed (348.5 per game), No. 11 in passing defense (184.2 ypg), No. 7 in yards allowed per play (4.68), 15th in passing efficiency defense (110.04 rating), tied for 11th in sacks (3.1 pg) and 31st in points allowed (23.8 pg).

Strong led Louisville to back-to-back Big East Championships in 2011 and 2012 and posted a 37-15 record in four seasons leading a Cardinals program that was coming off back-to-back losing seasons. He reached a bowl game in all four seasons, including a 33-23 victory over No. 4 Florida in the 2013 Allstate Sugar Bowl, completing an 11-2 season. Strong's 2012 Louisville team finished 13th in the final top 25 rankings and his 2013 team, which competed in the American

Athletic Conference, finished ranked 15th with a 12-1 mark, and posted back-to-back bowl victories for the first time in program history.

Strong is the only coach in Louisville history to have won three bowl games – prior to his arrival the Cards had won just six bowl games in the program's 100-year history. He was named Big East Coach of the Year in both 2010 and 2012.

During Strong's final two years, Louisville was the nation's fourth-winningest program, posting a combined 23-3 record and registering bowl victories in consecutive seasons for the first time in school history. The Cardinals' 11-plus win seasons in 2012 and 2013 were the fourth and fifth in school history and the first back-to-back. Louisville finished among the nation's top 15 for a school-record second straight year. The Cardinals ended 2013 among the top 25 in both polls for just the ninth time in school history.

Strong has also held positions on the coaching staffs at Florida, Texas A&M (1985, graduate assistant), Southern Illinois (1986-87, wide receivers), Mississippi (1990, wide receivers), Notre Dame (1995-98, defensive line) and South Carolina (1999-2002, defensive coordinator). He was a finalist for the Broyles Award (nation's top assistant coach) three times.

Strong spent 15 seasons as an assistant at Florida over four stints, including seven years as the defensive coordinator, the last five of which were under current Ohio State head coach Urban Meyer. Strong also served on two of coach Lou Holtz's staffs, spending the first two years of his Notre Dame tenure under Holtz, as well as four more as defensive coordinator at South Carolina.

A native of Batesville, Arkansas, Strong was a three-year letterwinner and three-time all-conference safety at Central Arkansas, which reached the NAIA Playoffs each of his final two seasons. He was also a two-time all-conference performer in track and field, and graduated in 1982 with a bachelor's degree in education. Strong was inducted into the Central Arkansas Sports Hall of Fame in 2009.

Charlie Strong At A Glance

Hometown: Batesville, Ark.

Family: Wife - Vicki; Children - Tory, Hailee, Hope

Alma Mater (Year): Central Arkansas (1982)

Hired at USF: Dec. 11, 2016

Collegiate/Professional Career:

1984-85	Graduate Assistant, Florida
1985	Graduate Assistant, Texas A&M
1986-87	Wide Receivers Coach, Southern Illinois
1988-89	Outside Linebackers Coach, Florida
1990	Wide Receivers Coach, Mississippi
1991-93	Defensive Ends Coach, Florida
1994	Associate Head Coach/Defensive Tackles, Florida
1995-98	Defensive Line Coach, Notre Dame
1999-2002	Defensive Coordinator, South Carolina
2003	Defensive Coord./Defensive Ends Coach, Florida
2004	Interim Head Coach/Defensive Coord./Defensive Ends Coach, Florida
2005-07	Assistant Head Coach/Co-Defensive Coord./Linebackers Coach, Florida
2008-09	Associate Head Coach/Defensive Coord./Linebackers, Florida
2010-13	Head Coach, Louisville
2014-16	Head Coach, Texas
2017-	Head Coach, USF

Assistant Coaches

Sterlin Gilbert
Offensive Coordinator/Quarterbacks

Brian Jean-Mary
Defensive Coordinator/Linebackers

Justin Burke
Tight Ends/Special Teams

Blue Adams
Defensive Backs

Shaun King
Running Backs

Damon Cogdell
Defensive Ends

Matt Mattox
Offensive Line/Run Game

Sean Cronin
Defensive Tackles

Charlie Williams
Wide Receivers

Charlie Strong Year-By-Year

YEAR	SCHOOL	OVERALL	CONFERENCE	BOWL	FINAL RANK
2004	Florida	0-1		Peach (lost to Miami (Fla.), 27-10)	
2010	Louisville	7-6	3-4	St. Petersburg (defeated Southern Mississippi, 31-28)	
2011	Louisville	7-6	5-2	Belk (lost to North Carolina State, 31-24)	
2012	Louisville	11-2	5-2	Sugar (defeated Florida, 33-23)	13/13
2013	Louisville	12-1	7-1	Russell Athletic (defeated Miami (Fla.), 36-9)	1515
2014	Texas	6-7	5-4	Texas (lost to Arkansas, 31-7)	
2015	Texas	5-7	4-5		
2016	Texas	5-7	3-6		
Florida Record (one year)		0-1 .000	0-0 -	0-1 .000	
Louisville Record (four years)		37-15 .712	20-9 .690	3-1 .750	
Texas Record (three years)		16-21 .432	12-15 .444	0-1 .000	
Career Record (seven years)		53-37 .589	32-24 .571	3-3 .500	

All-Time USF Coaches

	TENURE	W	L	T	PCT
Jim Leavitt	1997-2009	95	57		.625
Skip Holtz	2010-12	16	21		.432
Willie Taggart *	2013-16	24	25		.489
T.J. Weist *	2016	1	0		1.000
Charlie Strong	2017-				
Total		136	103		.569

* Willie Taggart coached the first 12 games of the 2016 season before T.J. Weist coached the final game of the year.

2016 RESULTS (11-2, 7-1 American)

Date	Opponent	Result
9/3	Towson	W, 56-20
9/10	Northern Illinois	W, 48-17
9/17	at Syracuse	W, 45-20
9/24	Florida State	L, 35-55
10/1	at Cincinnati *	W, 45-20
10/8	East Carolina *	W, 38-22
10/15	UConn *	W, 42-27
10/21	at Temple *	L, 30-46
10/28	Navy *	W, 52-45
11/12	at Memphis *	W, 49-42
11/19	at SMU *	W, 35-27
11/26	UCF *	W, 48-31
12/29	vs. South Carolina ¹	ot W, 46-39

¹ Birmingham Bowl, Legion Field, Birmingham, Ala.

TEAM STATISTICS

	USF	OPP
SCORING	569	411
Points Per Game	43.8	31.6
Points Off Turnovers	98	51
FIRST DOWNS	300	326
Rushing	164	144
Passing	121	159
Penalty	15	23
RUSHING YARDAGE	3709	2554
Yards gained rushing	3953	2882
Yards lost rushing	244	328
Rushing Attempts	570	570
Average Per Rush	6.5	4.5
Average Per Game	285.3	196.5
TDs Rushing	47	29
PASSING YARDAGE	2941	3712
Comp-Att-Int	225-358-8	303-507-15
Average Per Pass	8.2	7.3
Average Per Catch	13.1	12.3
Average Per Game	226.2	285.5
TDs Passing	26	21
TOTAL OFFENSE	6650	6266
Total Plays	928	1077
Average Per Play	7.2	5.8
Average Per Game	511.5	482.0
KICK RETURNS: #Yards	45-857	71-1577
PUNT RETURNS: #Yards	24-238	20-185
INT RETURNS: #Yards	15-233	8-26
KICK RETURN AVERAGE	19.0	22.2
PUNT RETURN AVERAGE	9.9	9.2
INT RETURN AVERAGE	15.5	3.2
FUMBLES-LOST	20-9	17-11
PENALTIES-Yards	83-763	60-544
Average Per Game	58.7	41.8
PUNTS-Yards	64-2597	68-2843
Average Per Punt	40.6	41.8
Net punt average	37.4	37.1
KICKOFFS-Yards	98-5996	81-4541
Average Per Kick	61.2	56.1
Net kick average	38.5	35.9
TIME OF POSSESSION/Game	26:49	33:11
3RD-DOWN Conversions	84/189	85/217
3rd-Down Pct	44%	39%
4TH-DOWN Conversions	17/19	18/34
4th-Down Pct	89%	53%
SACKS BY-Yards	31-195	15-94
MISC YARDS	0	17
TOUCHDOWNS SCORED	77	50
FIELD GOALS-ATTEMPTS	10-13	21-24
ON-SIDE KICKS	0-2	1-2
RED-ZONE SCORES	(43-50) 86%	(51-60) 85%
RED-ZONE TOUCHDOWNS	(35-50) 70%	(37-60) 62%
PAT-ATTEMPTS	(75-76) 99%	(42-43) 98%
ATTENDANCE	262772	148981
Games/Avg Per Game	7/37539	5/29796
Neutral Site Games		1/31229

BY QUARTERS	1st	2nd	3rd	4th	OT	Total
USF	158	144	128	132	7	569
Opponents	80	114	103	114	0	411

RUSHING	GP	Att	Gain	Loss	Net	Avg	TD	Long	Avg/G
FLOWERS, Quinton	13	198	1637	107	1530	7.7	18	63	117.7
MACK, Marlon	12	174	1242	55	1187	6.8	15	85	98.9
JOHNSON, D'Ernest	13	111	569	26	543	4.9	8	24	41.8
ADAMS, Rodney	13	23	243	12	231	10.0	5	92	17.8
Total.....	13	570	3953	244	3709	6.5	47	92	285.3
Opponents.....	13	570	2882	328	2554	4.5	29	76	196.5

PASSING	G	Effic	Comp-Att-Int	Pct	Yds	TD	Lng	Avg/G
FLOWERS, Quinton	13	153.60	207-331-7	62.5	2812	24	84	216.3
KEAN, Brett	8	128.60	18-26-1	69.2	129	2	28	16.1
Total.....	13	151.35	225-358-8	62.8	2941	26	84	226.2
Opponents.....	13	129.02	303-507-15	59.8	3712	21	72	285.5

RECEIVING	G	No.	Yds	Avg	TD	Long	Avg/G
ADAMS, Rodney	13	67	822	12.3	5	84	63.2
JOHNSON, D'Ernest	13	28	293	10.5	5	37	22.5
MACK, Marlon	12	28	227	8.1	0	37	18.9
MCCANTS, Tyre	13	25	384	15.4	4	65	29.5
VALDES-SCANTLING, Ma	13	22	415	18.9	5	77	31.9
Total.....	13	225	2941	13.1	26	84	226.2
Opponents.....	13	303	3712	12.3	21	72	285.5

PUNT RETURNS	No.	Yds	Avg	TD	Long
JOHNSON, D'Ernest	18	213	11.8	1	83
Total.....	24	238	9.9	1	83
Opponents.....	20	185	9.2	0	39

KICK RETURNS	No.	Yds	Avg	TD	Long
ADAMS, Rodney	22	534	24.3	0	52
JOHNSON, D'Ernest	8	231	28.9	0	47
Total.....	45	857	19.0	0	52
Opponents.....	71	1577	22.2	0	61

SCORING	TD	FGs	Kick	Rush	Rcv	Pass	DXP	Saf	Points
FLOWERS, Quinton	18	0-0	0-0	0-0	0	0-0	0	0	108
MACK, Marlon	15	0-0	0-0	0-0	0	0-0	0	0	90
JOHNSON, D'Ernest	14	0-0	0-0	0-0	0	0-0	0	0	84
NADELMAN, Emilio	0	7-7	52-53	0-0	0	0-0	0	0	73
ADAMS, Rodney	10	0-0	0-0	0-0	0	0-0	0	0	60
Total.....	77	10-13	75-76	0-0	1	1-1	0	0	569
Opponents.....	50	21-24	42-43	0-2	2	2-4	0	1	411

TOTAL OFFENSE	G	Plays	Rush	Pass	Total	Avg/G
FLOWERS, Quinton	13	529	1530	2812	4342	334.0
MACK, Marlon	12	174	1187	0	1187	98.9
Total.....	13	928	3709	2941	6650	511.5
Opponents.....	13	1077	2554	3712	6266	482.0

FIELD GOALS	FGM-FGA	Pct	01-19	20-29	30-39	40-49	50-99	Lg	Blk
NADELMAN, Emilio	7-7	100.0	0-0	3-3	2-2	2-2	0-0	42	0
BEHR, Brandon	3-6	50.0	0-0	1-1	2-3	0-2	0-0	33	1

PUNTING	No.	Yds	Avg	Long	TB	FC	I20	50+	Blkd
HERNANDEZ, Jonathan	63	2597	41.2	66	1	23	25	13	1
Total.....	64	2597	40.6	66	1	23	25	13	1
Opponents.....	68	2843	41.8	68	4	15	22	14	0

ALL PURPOSE	G	Rush	Rec	PR	KOR	IR	Tot	Avg/G
ADAMS, Rodney	13	231	822	0	534	0	1587	122.1
FLOWERS, Quinton	13	1530	-3	0	0	0	1527	117.5
MACK, Marlon	12	1187	227	0	0	0	1414	117.8
JOHNSON, D'Ernest	13	543	293	213	231	0	1280	98.5
Total.....	13	3709	2941	238	857	233	7978	613.7
Opponents.....	13	2554	3712	185	1577	26	8054	619.5

DEFENSE	G	Solo	Ast	Total	TFL/Yds	Sacks	Int	PBU	QBH	FR-Yds	FF	Blk	Saf
SANCHEZ, Auggie	13	67	52	119	8.0-36	6.0-33	1-19	3	1	1-0	1	.	.
HARRIS, Nigel	13	48	30	78	9.5-39	2.0-15	2-83	1	1	1-0	.	.	.
GODWIN, Nate	13	52	16	68	1.0-1	.	1-0	5	.	1-13	.	.	.
FULLWOOD, Tajee	13	47	18	65	3.0-7	.	2-69	2	1	.	2	.	.
THOMAS, Jaymon	13	43	12	55	5.0-27	2.0-17	.	1	.	2-0	2	.	.
Total.....	13	687	344	1031	79-305	31-195	15-233	35	4	11-35	14	.	.
Opponents.....	13	591	239	830	69.0-251	15-94	8-26	18	1	9-5	14	2	1

YEAR	GP	W	L	T	HEAD COACH	BOWL
1997	11	5	6		Jim Leavitt	
1998	11	8	3		Jim Leavitt	
1999	11	7	4		Jim Leavitt	
2000	11	7	4		Jim Leavitt	
2001	11	8	3		Jim Leavitt	
2002	11	9	2		Jim Leavitt	
2003	11	7	4		Jim Leavitt	
2004	11	4	7		Jim Leavitt	
2005	12	6	6		Jim Leavitt	Meineke Car Care
2006	13	9	4		Jim Leavitt	PapaJohn's.com
2007	13	9	4		Jim Leavitt	Brut Sun
2008	13	8	5		Jim Leavitt	magicJack St. Petersburg
2009	13	8	5		Jim Leavitt	International
2010	13	8	5		Skip Holtz	Meineke Car Care
2011	12	5	7		Skip Holtz	
2012	12	3	9		Skip Holtz	
2013	12	2	10		Willie Taggart	
2014	12	4	8		Willie Taggart	
2015	13	8	5		Willie Taggart	Miami Beach
2016 *	13	11	2		Willie Taggart/T.J. Weist	Birmingham
TOTAL	239	136	103			

* Willie Taggart coached the first 12 games of the 2016 season before T.J. Weist coached the final game of the year.



TEMPLE UNIVERSITY

Location:Philadelphia, Pa.
 Enrollment:41,000
 Founded:1884
 Nickname:Owls
 Colors:Cherry and White
 Website:OwlSports.com
 Stadium:Lincoln Financial Field (69,596/Natural Grass)
 President:Dr. Richard M. Englert
 Director of Athletics:Dr. Patrick Kraft
 Head Coach:Geoff Collins (Western Carolina '94)

MEDIA RELATIONS

Assistant AD/Football Communications:Rich Burg
 Office Phone:(215) 204-0876
 Mobile:(215) 356-3952
 E-mail:rich.burg@temple.edu
 Press Box Phone:(267) 570-4453

OWL TEAM FACTS

2016 Record/Finish:10-4/7-1 American (tied, 1st, East)
 All-Time Record:456-573-52 (.442)
 Bowl Appearances:6
 Bowl Record:2-4 (.333)
 Last Bowl Appearance:2016 Military Bowl
 (Wake Forest 34, Temple 26)
 Offensive System:Pro Style
 Defensive System:4-3
 Lettermen Returning/Lost:41/21
 Starters Returning/Lost:11/13

TEMPLE OWLS



Dr. Richard Englert
President



Dr. Patrick Kraft
Director of Athletics



Geoff Collins
Head Coach



Rich Burg
Communications

OFFENSE

RETURNING STARTERS (6)

Ventell Bryant, WR
 Jovahn Fair, OG
 Leon Johnson, OT
 Keith Kirkwood, WR
 Nick Sharga, FB
 Adrian Sullivan, OG

Temple will need to replace veteran starters at quarterback and running back, but has its top four wide receivers back from last year, as well as RB Ryquell Armstead, who rushed for 919 yards and 14 touchdowns last year.

The Owls return three starters on the offensive line, including OG Adrian Sullivan, who started all 14 games.

WR Ventell Bryant, WR Keith Kirkwood and WR Adonis Jennings combined for 123 catches, 2,017 yards and 12 touchdowns in 2016.

FB Nick Sharga emerged as a highlight-film lead blocker in 2016 as he led the way for a pair of 900-yard rushers.

DEFENSE

RETURNING STARTERS (4)

Sean Chandler, S
 Michael Dogbe, DT
 Artrel Foster, CB
 Delvon Randall, S

The Owls return four starters from a defense that ranked third nationally in total defense (282.5 ypg), registered three shutouts, and held eight of 14 opponents to 20 points or fewer.

S Sean Chandler is a two-time all-conference selection who finished with 51 tackles and two interceptions in 2016.

Chandler leads a secondary that returns three starters from a unit that led The American in pass defense (152.1 ypg). S Delvon Randle had a team-high four interceptions and was second on the team with 65 tackles. CB Artrel Foster made 12 starts and had 34 tackles.

SPECIAL TEAMS

RETURNING STARTERS (1)

Aaron Boumerhi, K

Temple had one of the nation's top special teams units in 2016. K Aaron Boumerhi was a walk-on last year who ended up as a second-team all-conference selection after he hit 15 of 17 field goal attempts.

K Austin Jones suffered a season-ending injury midway through the 2016 season, but has established himself as one of the most reliable kickers in the nation in his first three seasons.

The Owls registered seven blocked kicks in 2016.

STORYLINES

Geoff Collins enters his first year as a collegiate head coach. Collins was formerly the defensive coordinator at Florida and Mississippi State.

Temple won its first conference title since 1967 as the Owls beat Navy in the American Athletic Conference Championship.



Running back Ryquell Armstead

2017 SCHEDULE



at Notre Dame
9/2



Villanova
9/9



Massachusetts
Friday 9/15



at USF
Thursday 9/21



Houston
9/30



at East Carolina
10/7

10/14

UConn



10/21

at Army



Thursday

11/2

Navy



Friday

11/10

at Cincinnati



11/18

UCF



11/25

at Tulsa



Geoff Collins Head Coach

Geoff Collins accepted the head coaching position at Temple University on Dec. 14, 2016, becoming the 27th head football coach in Owls' history.

He has been recognized as one of the leading assistant coaches in the nation numerous times and is the only coach to be a Broyles Award nominee, given to the nation's best assistant coach, at three schools [FIU (2010), MSU (2014) and Florida (2015)].

Collins is an alumnus of Western Carolina University, where he played defensive back and linebacker. Collins has coached all over, beginning at his alma mater, and most recently working in the SEC at both Florida, where he helped the Gators to back-to-back SEC East Division Titles, and Mississippi State in the role of defensive coordinator. Over the course of his career, Collins has helped guide 17 of his student-athletes to careers in the National Football League.

Collins first began at Florida in 2015, hired by Jim McElwain to be on his initial staff at the school. Collins' opportunity to serve as defensive coordinator at Florida was his second defensive coordinator job in the SEC, as he held the same title at Mississippi State for two seasons.

The Florida defense was relentless under the guidance of Collins, finishing the season ranked eighth nationally in 2015. His Gators' defense was also ranked third in the SEC during that time, only allowing 310.2 yards per game.

In the 2015 season alone, Collins helped prepare three players who eventually earned first-team All-SEC honors, including CB Vernon Hargreaves, who was also a consensus first team All-America. Five of Collins' defensive players were selected in the 2016 NFL Draft.

Prior to his time at Florida, Collins was a member of the coaching staff at Mississippi State. Originally hired to serve as the linebackers coach and co-defensive coordinator for the 2011 season, Collins was promoted to the position of defensive coordinator in 2013.

Mississippi State had tremendous success while he was on the coaching staff, most notably the 2014 season, when the Bulldogs when they were ranked No. 1 in the country for most of the season and finished with a 10-3 record. This 10-win season was the best finish at the school in 15 years, and concluded with a berth in the Orange Bowl. Collins' defense was dominant that season, producing the most sacks in the SEC (37), as well as the No. 1-ranked red zone defense in the country.

Collins' ability to mold a defense was evident well prior to his time in Mississippi State and Florida. Before coaching in the SEC, he sharpened his teeth as the defensive coordinator and linebackers coach at Florida International University in 2010. During that season, his defense was ranked first in the Sun Belt Conference in total defense, scoring defense, pass defense efficien-



cy, and turnover margin. This, off of the prior year when the team was ranked 119th in total defense nationally. This dramatic turnaround led Collins to be named a finalist for the Broyles Award in 2010, an award for the top assistant in college football.

Before joining the staff at FIU, Collins was a linebackers coach and recruiting coordinator under head coach George O'Leary at UCF for two seasons.

In 2007, he worked at Alabama as the director of player personnel under head coach Nick Saban and had the No. 1 recruiting class in the country. That class included Mark Ingram Jr., the 2008 Heisman Trophy winner and the first-ever by an Alabama player. He spent the 2006 season at Georgia Tech as director of player personnel. Georgia Tech secured their best recruiting class in team history that year as well.

Between the years of 2002 and 2005, Collins was the defensive coordinator at his alma mater Western Carolina, serving on the same staff as former Owls' head coach Matt Rhule.

From 1999-2000, Collins served as a graduate assistant at Georgia Tech under O'Leary. In Collins' last season at Georgia Tech he was promoted to tight ends coach under current Houston Texans' head coach Bill O'Brien.

Collins got his chance at being a defensive coordinator at Albright College from 1997-98. Before that, he was a linebackers coach for the Fordham Rams for the 1996 season. In 1995, he was an assistant coach for Franklin High School in North Carolina. He began his coaching career at his alma mater, Western Carolina, contributing as a student assistant during the 1993 and 1994 seasons.

Collins played football at WCU as an outside linebacker and defensive back from 1989-92. He totaled 194 career tackles during his four year career with the Catamounts. As a junior, he was the team's fifth-leading tackler (68), while registering 6.0 tackles-for-loss. As a senior, he helped Western Carolina to a 7-4 record, totaling 62 total tackles and 5.0 tackles-for-loss.

Geoff Collins At A Glance

Hometown: Conyers, Ga.
Family: Wife - Jennifer; Children - Astrid
Alma Mater (Year): Western Carolina (1994)
Hired at Temple: Dec. 14, 2016

Collegiate/Professional Career:

1996	Linebackers Coach, Fordham
1997-98	Defensive Coordinator/Linebackers Coach, Albright
1999-2000	Graduate Assistant, Georgia Tech
2001	Tight Ends Coach, Georgia Tech
2002-05	Defensive Coord./Defensive Backs Coach, Western Carolina
2006	Recruiting Coordinator, Georgia Tech
2007	Director of Player Personnel, Alabama
2008-09	Linebackers Coach/Recruiting Coord., UCF
2010	Defensive Coordinator/Linebackers Coach, Florida International
2011-12	Co-Defensive Coord./Linebackers Coach, Mississippi State
2013-14	Defensive Coord./Linebackers Coach, Mississippi State
2015-16	Defensive Coordinator, Florida
2017-	Head Coach, Temple

Assistant Coaches

Taver Johnson
Defensive Coordinator/Safeties

Dave Patenaude
Offensive Coordinator/Quarterbacks

Ed Foley
Tight Ends

Stan Hixon
Wide Receivers

Tony Lucas
Running Backs

Jim Panagos
Defensive Line

Cory Robinson
Defensive Backs

Andrew Thacker
Linebackers

Chris Wiesehan
Offensive Line

Geoff Collins Year-By-Year

YEAR	SCHOOL	OVERALL	CONFERENCE	BOWL	FINAL RANK
2017	Temple				
Career Record		0-0	0-0	0-0	

All-Time Temple Coaches

	TENURE	W	L	T	PCT
Charles M. Williams	1894-98	13	15	1	.466
John T. Rogers	1899-1900	4	8	2	.357
H. Shindle Wingert	1901-05	13	9	2	.560
Horace Butterworth	1907	4	0	2	.833
Dr. Frank W. White	1908	3	2	1	.583
William J. Schatz	1909-13	13	13	3	.500
William Nicholai	1914-16	9	5	3	.618
Elwood Geiges	1917	0	6	1	.071
Francois M. D'Eliscu	1922-23	1	9	1	.136
Albert Barron	1924	1	4	0	.200
Henry J. Miller	1925-32	50	15	8	.740
Glenn S. Warner	1933-38	31	18	9	.612
Fred H. Swan	1939	2	7	0	.222
Ray Morrison	1940-48	31	38	9	.455
Albert P. Kawal	1949-54	24	28	3	.436
Josh Cody	1955	0	8	0	.000
Peter P. Stevens	1956-59	4	28	0	.125
George Makris	1960-69	45	44	4	.505
Wayne Hardin	1970-82	80	52	3	.604
Bruce Arians	1983-88	28	38	0	.438
Jerry Berndt	1989-92	11	33	0	.250
Ron Dickerson	1993-97	8	47	0	.145
Bobby Wallace	1998-2005	19	71		.211
Al Golden	2006-10	27	34		.443
Steve Addazio	2011-12	13	11		.542
Matt Rhule *	2013-16	28	17		.622
Ed Foley *	2016	0	1		.000
Geoff Collins	2017-				
Total		456	573	52	.446

* Matt Rhule coached the first 12 games of the 2016 season before Ed Foley coached the final game of the year.

2016 RESULTS (10-4, 7-1 American)

Date	Opponent	Result
9/2	Army	L, 13-28
9/10	Stony Brook	W, 38-0
9/17	at Penn State	L, 27-34
9/24	Charlotte	W, 48-20
10/1	SMU *	W, 45-20
10/6	at Memphis *	L, 27-34
10/15	at UCF *	W, 26-25
10/21	USF *	W, 46-30
10/29	Cincinnati *	W, 34-13
11/4	at UConn *	W, 21-0
11/19	at Tulane *	W, 31-0
11/26	East Carolina *	W, 37-10
12/3	at Navy ¹	W, 34-10
12/27	vs. Wake Forest ²	L, 26-34

¹ American Athletic Conference Championship

² Military Bowl presented by Northrop Grumman, Navy-Marine Corps Memorial Stadium, Annapolis, Md.

TEAM STATISTICS

	TEM	OPP
SCORING	453	258
Points Per Game	32.4	18.4
Points Off Turnovers	117	48
FIRST DOWNS	298	215
Rushing	139	101
Passing	136	96
Penalty	23	18
RUSHING YARDAGE	2466	1825
Yards gained rushing	2873	2303
Yards lost rushing	407	478
Rushing Attempts	564	510
Average Per Rush	4.4	3.6
Average Per Game	176.1	130.4
TDs Rushing	31	17
PASSING YARDAGE	3324	2130
Comp-Att-Int	232-403-13	182-342-12
Average Per Pass	8.2	6.2
Average Per Catch	14.3	11.7
Average Per Game	237.4	152.1
TDs Passing	22	13
TOTAL OFFENSE	5790	3955
Total Plays	967	852
Average Per Play	6.0	4.6
Average Per Game	413.6	282.5
KICK RETURNS: #-Yards	28-613	73-1566
PUNT RETURNS: #-Yards	18-190	21-78
INT RETURNS: #-Yards	12-130	13-165
KICK RETURN AVERAGE	21.9	21.5
PUNT RETURN AVERAGE	10.6	3.7
INT RETURN AVERAGE	10.8	12.7
FUMBLES-LOST	14-6	32-13
PENALTIES-Yards	75-604	81-664
Average Per Game	43.1	47.4
PUNTS-Yards	53-2065	81-3110
Average Per Punt	39.0	38.4
Net punt average	37.1	35.6
KICKOFFS-Yards	93-5497	55-3462
Average Per Kick	59.1	62.9
Net kick average	37.4	40.9
TIME OF POSSESSION/Game	33:33	26:27
3RD-DOWN Conversions	79/190	68/196
3rd-Down Pct	42%	35%
4TH-DOWN Conversions	10/23	11/22
4th-Down Pct	43%	50%
SACKS BY-Yards	40-277	29-254
MISC YARDS	5	0
TOUCHDOWNS SCORED	54	33
FIELD GOALS-ATTEMPTS	25-29	10-16
ON-SIDE KICKS	0-0	0-2
RED-ZONE SCORES	(54-63) 86%	(26-34) 76%
RED-ZONE TOUCHDOWNS	(34-63) 54%	(19-34) 56%
PAT-ATTEMPTS	(52-53) 98%	(28-31) 90%
ATTENDANCE	190574	235090
Games/Avg Per Game	7/27225	6/39182
Neutral Site Games		1/26656

BY QUARTERS	1st	2nd	3rd	4th	Total
Temple	127	137	90	99	453
Opponents	67	77	51	63	258

RUSHING	GP	Att	Gain	Loss	Net	Avg	TD	Long	Avg/G
THOMAS,Jahad	12	207	1021	68	953	4.6	13	56	79.4
ARMSTEAD,Ryquell	13	156	951	32	919	5.9	14	76	70.7
WRIGHT,Isaiah	12	42	250	18	232	5.5	1	26	19.3
GARDNER,Jager	11	29	118	7	111	3.8	2	17	10.1
Total.....	14	564	2873	407	2466	4.4	31	76	176.1
Opponents.....	14	510	2303	478	1825	3.6	17	71	130.4

PASSING	G	Effic	Cmp-Att-Int	Pct	Yds	TD	Lng	Avg/G
WALKER,Phillip	14	140.10	230-395-13	58.2	3295	22	67	235.4
MARCHI,Logan	6	73.93	2-6-0	33.3	29	0	15	4.8
Total.....	14	138.42	232-403-13	57.6	3324	22	67	237.4
Opponents.....	14	111.06	182-342-12	53.2	2130	13	55	152.1

RECEIVING	G	No.	Yds	Avg	TD	Long	Avg/G
BRYANT,Ventell	11	54	895	16.6	4	44	81.4
KIRKWOOD,Keith	14	42	648	15.4	4	56	46.3
THOMAS,Jahad	12	33	418	12.7	6	61	34.8
JENNINGS,Adonis	14	27	474	17.6	4	58	33.9
YANCY,Bradrick	11	24	284	11.8	2	40	25.8
Total.....	14	232	3324	14.3	22	67	237.4
Opponents.....	14	182	2130	11.7	13	55	152.1

PUNT RETURNS	No.	Yds	Avg	TD	Long
THOMAS,Jahad	8	101	12.6	0	37
CHANDLER,Sean	6	65	10.8	0	48
Total.....	18	190	10.6	0	48
Opponents.....	21	78	3.7	0	29

KICK RETURNS	No.	Yds	Avg	TD	Long
WRIGHT,Isaiah	11	278	25.3	0	47
JONES,Randle	7	144	20.6	0	26
Total.....	28	613	21.9	0	47
Opponents.....	73	1566	21.5	1	95

SCORING	TD	FGs	PATs			Pass	DXP	Saf	Points
			Kick	Rush	Rcv				
THOMAS,Jahad	19	0-0	0-0	0-1	0	0-0	0	0	114
ARMSTEAD,Ryquell	14	0-0	0-0	0-0	0	0-0	0	0	84
BOUMERHI,Aaron	0	15-17	29-30	0-0	0	0-0	0	0	74
JONES,Austin	0	10-12	23-23	0-0	0	0-0	0	0	53
Total.....	54	25-29	52-53	0-1	0	0-0	0	1	453
Opponents.....	33	10-16	28-31	0-1	1	1-1	0	0	258

TOTAL OFFENSE	G	Plays	Rush	Pass	Total	Avg/G
WALKER,Phillip	14	460	-100	3295	3195	228.2
Total.....	14	967	2466	3324	5790	413.6
Opponents.....	14	852	1825	2130	3955	282.5

FIELD GOALS	FGM-FGA	Pct	01-19	20-29	30-39	40-49	50-99	Lg	Blk
JONES,Austin	10-12	83.3	0-0	3-4	5-5	2-3	0-0	45	0
BOUMERHI,Aaron	15-17	88.2	0-0	4-4	6-7	5-5	0-1	48	0

PUNTING	No.	Yds	Avg	Long	TB	FC	I20	50+	Blkd
STARZYK,Alex	53	2065	39.0	55	1	7	20	5	0
Total.....	53	2065	39.0	55	1	7	20	5	0
Opponents.....	81	3110	38.4	63	2	26	20	11	3

ALL PURPOSE	G	Rush	Rec	PR	KOR	IR	Tot	Avg/G
THOMAS,Jahad	12	953	418	101	28	0	1500	125.0
ARMSTEAD,Ryquell	13	919	41	0	0	0	960	73.8
BRYANT,Ventell	11	0	895	0	0	0	895	81.4
KIRKWOOD,Keith	14	20	648	5	0	0	673	48.1
WRIGHT,Isaiah	12	232	81	17	278	0	608	50.7
Total.....	14	2466	3324	190	613	130	6723	480.2
Opponents.....	14	1825	2130	78	1566	165	5764	411.7

DEFENSE	G	Solo	Ast	Total	TFL/Yds	Sacks	Int	PBU	QBH	FR-Yds	FF	Blk	Saf
WILLIAMS,Avery	14	37	29	66	9.0-29	2.0-14	.	.	1	2-0	2	.	.
RANDALL,Delvon	14	43	22	65	6.0-22	.	4-57	5	.	2-0	.	.	.
REDDICK,Haason	14	43	22	65	22.5-97	10.5-66	1-5	3	3	1-0	3	.	.
MARSHALL,Stephaun	13	35	29	64	3.0-7	.	.	3
MARTIN-OGUIKE,Praise	14	31	23	54	10.0-55	7.5-46	.	1	2	2-27	3	1	.
Total.....	14	562	322	884	103-432	40-277	12-130	30	12	13-35	22	5	1
Opponents.....	14	628	250	878	94.0-409	29-254	13-165	41	11	6-0	9	1	.

YEAR	GP	W	L	T	HEAD COACH	BOWL	YEAR	GP	W	L	T	HEAD COACH	BOWL	
1894	5	4	1	0	Charles M. Williams		1968	10	4	6	0	George Makris		
1895	6	1	4	1	Charles M. Williams		1969	10	4	5	1	George Makris		
1896	5	3	2	0	Charles M. Williams		1970	10	7	3	0	Wayne Hardin		
1897	6	3	3	0	Charles M. Williams		1971	9	6	2	1	Wayne Hardin		
1898	7	2	5	0	Charles M. Williams		1972	9	5	4	0	Wayne Hardin		
1899	6	1	4	1	John T. Rogers		1973	10	9	1	0	Wayne Hardin		
1900	8	3	4	1	John T. Rogers		1974	10	8	2	0	Wayne Hardin		
1901	5	3	2	0	H. Shindle Wingert		1975	11	6	5	0	Wayne Hardin		
1902	6	1	4	1	H. Shindle Wingert		1976	10	4	6	0	Wayne Hardin		
1903	5	4	1	0	H. Shindle Wingert		1977	11	5	5	1	Wayne Hardin		
1904	5	3	2	0	H. Shindle Wingert		1978	11	7	3	1	Wayne Hardin		
1905	3	2	0	1	H. Shindle Wingert		1979	12	10	2	0	Wayne Hardin	Garden State	
1906		No Games Played					1980	11	4	7	0	Wayne Hardin		
1907	6	4	0	2	Horace Butterworth		1981	10	5	5	0	Wayne Hardin		
1908	6	3	2	1	Dr. Frank W. White		1982	11	4	7	0	Wayne Hardin		
1909	5	0	4	1	William J. Schatz		1983	11	4	7	0	Bruce Arians		
1910	6	3	3	0	William J. Schatz		1984	11	6	5	0	Bruce Arians		
1911	7	6	1	0	William J. Schatz		1985	11	4	7	0	Bruce Arians		
1912	5	3	2	0	William J. Schatz		1986	11	0	11	0	Bruce Arians		
1913	6	1	3	2	William J. Schatz		1987	11	4	7	0	Bruce Arians		
1914	6	3	3	0	William Nicholai		1988	11	4	7	0	Bruce Arians		
1915	5	3	1	1	William Nicholai		1989	11	1	10	0	Jerry Berndt		
1916	6	3	1	2	William Nicholai		1990	11	7	4	0	Jerry Berndt		
1917	7	0	6	1	Elwood Geiges		1991	11	2	9	0	Jerry Berndt		
1918		No Games Played					1992	11	1	10	0	Jerry Berndt		
1919		No Games Played					1993	11	1	10	0	Ron Dickerson		
1920		No Games Played					1994	11	2	9	0	Ron Dickerson		
1921		No Games Played					1995	11	1	10	0	Ron Dickerson		
1922	6	1	4	1	Francois M. D'Eliscu		1996	11	1	10		Ron Dickerson		
1923	5	0	5	0	Francois M. D'Eliscu		1997	11	3	8		Ron Dickerson		
1924	5	1	4	0	Albert Barron		1998	11	2	9		Bobby Wallace		
1925	9	5	2	2	Henry J. Miller		1999	11	2	9		Bobby Wallace		
1926	8	5	3	0	Henry J. Miller		2000	11	4	7		Bobby Wallace		
1927	8	7	1	0	Henry J. Miller		2001	11	4	7		Bobby Wallace		
1928	10	7	1	2	Henry J. Miller		2002	12	4	8		Bobby Wallace		
1929	10	6	3	1	Henry J. Miller		2003	12	1	11		Bobby Wallace		
1930	10	7	3	0	Henry J. Miller		2004	11	2	9		Bobby Wallace		
1931	10	8	1	1	Henry J. Miller		2005	11	0	11		Bobby Wallace		
1932	8	5	1	2	Henry J. Miller		2006	12	1	11		Al Golden		
1933	8	5	3	0	Glenn S. Warner		2007	12	4	8		Al Golden		
1934	10	7	1	2	Glenn S. Warner	Sugar	2008	12	5	7		Al Golden		
1935	10	7	3	0	Glenn S. Warner		2009	13	9	4		Al Golden	EagleBank	
1936	11	6	3	2	Glenn S. Warner		2010	12	8	4		Al Golden		
1937	9	3	2	4	Glenn S. Warner		2011	13	9	4		Steve Addazio	New Mexico	
1938	10	3	6	1	Glenn S. Warner		2012	11	4	7		Steve Addazio		
1939	9	2	7	0	Fred H. Swan		2013	12	2	10		Matt Rhule		
1940	9	4	4	1	Ray Morrisson		2014	12	6	6		Matt Rhule		
1941	9	7	2	0	Ray Morrisson		2015	14	10	4		Matt Rhule	Boca Raton	
1942	10	2	5	3	Ray Morrisson		2016 *	14	10	4		Matt Rhule/Ed Foley	Military	
1943	8	2	6	0	Ray Morrisson		TOTAL	1,081	456	573	52			
1944	8	2	4	2	Ray Morrisson									
1945	8	7	1	0	Ray Morrisson									
1946	8	2	4	2	Ray Morrisson									
1947	9	3	6	0	Ray Morrisson									
1948	9	2	6	1	Ray Morrisson									
1949	9	5	4	0	Albert P. Kawal									
1950	9	4	4	1	Albert P. Kawal									
1951	10	6	4	0	Albert P. Kawal									
1952	10	2	7	1	Albert P. Kawal									
1953	9	4	4	1	Albert P. Kawal									
1954	8	3	5	0	Albert P. Kawal									
1955	8	0	8	0	Josh Cody									
1956	8	3	5	0	Peter P. Stevens									
1957	7	1	6	0	Peter P. Stevens									
1958	8	0	8	0	Peter P. Stevens									
1959	9	0	9	0	Peter P. Stevens									
1960	9	2	7	0	George Makris									
1961	9	2	5	2	George Makris									
1962	9	3	6	0	George Makris									
1963	9	5	3	1	George Makris									
1964	9	7	2	0	George Makris									
1965	10	5	5	0	George Makris									
1966	9	6	3	0	George Makris									
1967	9	7	2	0	George Makris									

* Matt Rhule coached the first 12 games of the 2016 season before Ed Foley coached the final game of the year.



UNIVERSITY OF HOUSTON

Location:Houston, Texas
 Enrollment:43,770
 Founded:1927
 Nickname:Cougars
 Colors:Scarlet and White
 Website:UHCougars.com
 Stadiums:TDECU Stadium (40,000/Synthetic)
 Chancellor:Dr. Renu Khator
 Vice President for Intercollegiate Athletics: ...Hunter Yurachek
 Head Coach:Tom Herman (Cal Lutheran '97)

MEDIA RELATIONS

Senior Associate AD/Strategic Communications: David Bassity
 Office Phone:(713) 743-9409
 Mobile:(405) 274-1455
 E-mail:dbassity@central.uh.edu

COUGAR TEAM FACTS

2016 Record/Finish:9-4/5-3 American (tied, 3rd, West)
 All-Time Record:426-356-15 (.544)
 Bowl Appearances:25
 Bowl Record:11-13-1 (.460)
 Last Bowl Appearance:2016 Las Vegas Bowl
 (San Diego State 34, Houston 10)
 Offensive System:Multiple Pro
 Defensive System:3-4
 Lettermen Returning/Lost:52/19
 Starters Returning/Lost:15/9

HOUSTON COUGARS



Dr. Renu Khator
Chancellor



Hunter Yurachek
VP for Athletics



Major Applewhite
Head Coach



David Bassity
Communications

HOUSTON

OFFENSE

RETURNING STARTERS (6)

Linell Bonner, WR
 Duke Catalon, RB
 Steven Dunbar, WR
 Josh Jones, OT
 Will Noble, C
 Marcus Oliver, OG
 Na'Ty Rodgers, OT

QB Kyle Allen, a transfer from Texas A&M who started 14 games for the Aggies, is expected to challenge for the starting spot following the departure of three-year starter Greg Ward Jr.

RB Duke Catalon battled through injuries to rush for a team-high 528 yards and four touchdowns in his first season with the Cougars.

WR Linell Bonner had team highs with 98 receptions and 1,118 yards. WR Steven Dunbar added 53 catches for 692 yards and five touchdowns.

A veteran offensive line returns four starters, including C Will Noble, a former freshman All-America who enters his third year in the trenches.

DEFENSE

RETURNING STARTERS (5)

Matthew Adams, LB
 Jerard Carter, DE
 Garrett Davis, S
 D'Juan Hines, LB
 Ed Oliver, DT
 Khalil Williams, S
 Jeremy Winchester, CB

DT Ed Oliver, The American's Defensive Rookie of the Year, was chosen as a first team All-America selection by the Associated Press, Sporting News, Sports Illustrated and USA Today.

Oliver set an American Athletic Conference single-season record with 23.0 tackles for loss to go with nine pass breakups, seven quarterback hurries and three forced fumbles as a true freshman in 2016.

LB Matthew Adams led the Cougars with 82 tackles, while S Khalil Williams was third on the team with 69 stops.

The Cougars held their 13 opponents to an average of 87 yards below their season averages.

SPECIAL TEAMS

RETURNING STARTERS (1)

Dane Roy, P

P Dane Roy averaged 40.6 yards per punt as a 27-year-old freshman last season.

QB D'Eriq King, who saw action at wide receiver last year, averaged 25.4 yards on kickoff returns last season, including a 99-yard touchdown.

STORYLINES

Houston coach Major Applewhite enters his first full season as head coach after spending the last two seasons as the Cougars' offensive coordinator and quarterbacks coach.

Houston has registered 22 wins in the last two years, marking the best two-year stretch in program history and trailing only Alabama, Clemson and Ohio State nationally since 2015.

The Cougars have two 13-win seasons since 2011.

Houston has won its last 15 home games and enters the 2017 season with the nation's longest active homefield winning streak.



Defensive tackle Ed Oliver

2017 SCHEDULE



at UTSA
9/2



at Arizona
9/9



Rice
9/16



Texas Tech
9/23



at Temple
9/30



SMU
10/7

10/14

at Tulsa



Thursday

10/19

Memphis



10/28

East Carolina



11/4

at USF



11/18

at Tulane



Friday

11/24

Navy



Major Applewhite Head Coach

Major Applewhite was named head coach at Houston on Dec. 9, 2016 after serving two seasons as offensive coordinator and quarterbacks coach.

Applewhite, who has 13 years of coaching experience including seven as an offensive coordinator, has coached in 10 bowl games, four of which have been the New Year's Six variety including the 2010 BCS National Championship.

Over the last two seasons, Applewhite's explosive offenses helped the Houston program to the best two-year win total in program history with the 22 wins over 2015-16 ranking fourth nationally behind only Alabama, Clemson and Ohio State. Houston started out 5-0 in back-to-back seasons for the first time in program history with Applewhite's offense averaging 45.3 points per game in those 10 games.

His offense eclipsed the 500-yard mark in 11 games and the 600-yard mark in four games over the past two years. Scoring wise, Applewhite's offense has eclipsed the 40-point mark 12 times and the 50-point mark on five occasions.

Applewhite led a 2016 Houston offense that was among the nation's leaders, ranking 15th in passing offense (301.9 yards per game) and 21st in scoring offense (38.0 points per game) as Houston scored at least 30 in 11 of 12 games.

Showing its balance, the Houston offense was one of only eight nationally to average over 300 yards passing per game and over 157 yards rushing per game in 2016. The versatility of the offense was evident with seven different players recording rushing touchdowns and eighth players pulling in receiving touchdowns.


In his first season at Houston, Applewhite led an offense that was one of three nationally to average over 235 yards per game in both rushing (235.8 yards per game) and passing (248.4 yards per game) as the Houston offense ranked 20th nationally in total offense with an average of 484.1 yards per game.

The explosive Cougar attack ranked 10th nationally in scoring offense with an average of 40.4 points per game, an improvement of 47 spots from 2014 when it finished the year 57th nationally with an average of 29.8 points per game. Houston scored over 30 points in 12 games, over 40 points in six games and over 50 points in four games.

Applewhite arrived in Houston after seven years at Texas, his final four years as co-offensive coordinator after serving as assistant head coach his first three seasons. Position wise, Applewhite oversaw the program's running backs his first five seasons and the quarterbacks his final year.

Applewhite returned to his alma mater after spending the 2007 season as offensive coordinator and quarterbacks coach at Alabama, where he was the youngest coordinator on the FBS level.

In Applewhite's one year at Alabama, the Crimson Tide bounced back from a losing season



in 2006 to post a 7-6 record under first-year coach Nick Saban. Under his guidance, Alabama improved its offensive output by nearly 40 yards per game (335.9 to 373.8) and increased its scoring from 22.9 points per game to 27.1. His offense generated 256 yards passing and 388 total yards to cap the year with a 30-24 win over Colorado in the Independence Bowl.

Prior to Alabama, Applewhite spent a season as offensive coordinator/quarterbacks coach at Rice where, as the youngest coordinator on the FBS level, he directed an offense that scored the then-most points (350) and gained the then second-most yards (4,486) in Owls' history. Under his guidance, Rice produced a 1,000-yard rusher, a 1,000-yard receiver and a 1,000-yard passer for the first time in school history en route to the program's first appearance in a bowl game since 1961. The 2006 Rice offense produced a 109-point improvement in scoring over the previous season.

Before his stint at Rice, Applewhite joined Greg Robinson at Syracuse where he served as quarterbacks coach in 2005. Applewhite's coaching career began where he starred, at Texas, where he served as a graduate assistant coach and worked with the offensive line for two seasons (2003-04).

The Longhorns' team captain in 2001, Applewhite helped Texas to four straight bowl games and posted a 22-8 record as a starter. He capped his career by throwing for a UT record 473 yards and a Longhorn-bowl-game best four TDs en route to Offensive MVP honors in a 47-43 victory over No. 20 Washington in the 2001 Holiday Bowl. The 1999 co-Big 12 Offensive Player of the Year set then-UT records for career (8,353) and season (3,357/1999) passing yards, as well as career TD passes (60). He threw for 2,453 yards and 18 TDs, UT freshman records at the time, in claiming Big 12 Freshman of the Year honors in 1998.

Major Applewhite At A Glance

Hometown: Baton Rouge, La.
Family: Wife - Julie; Children - Lila, Nash
Alma Mater (Year): Texas (2002)
Hired at Houston: Dec. 9, 2016

Collegiate/Professional Career

2003-04	Graduate Assistant, Texas
2005	Quarterbacks Coach, Syracuse
2006	Offensive Coord./Quarterbacks Coach, Rice
2007	Offensive Coord./Quarterbacks Coach, Alabama
2008-10	Assistant Head Coach/Running Backs, Texas
2011-12	Co-Offensive Coord./Running Backs Coach, Texas
2013	Co-Offensive Coord./Quarterbacks Coach, Texas
2015-16	Offensive Coordinator/Quarterbacks Coach, Houston
2016-	Head Coach, Houston

Assistant Coaches

Brian Johnson
Offensive Coordinator/Quarterbacks

Mark D'Onofrio
Defensive Coordinator/Linebackers

Chris Scelfo
Offensive Line

Clay Jennings
Co-Defensive Coordinator/Secondary

Kenith Pope
Running Backs

Darrell Wyatt
Recruiting Coordinator/Wide Receivers

James Casey
Tight Ends

A.J. Blum
Defensive Line

Dan Carrel
Outside Linebackers

Major Applewhite Year-By-Year

YEAR	SCHOOL	OVERALL	CONFERENCE	BOWL	FINAL RANK
2016	Houston	0-1	0-0	Las Vegas (lost to San Diego State, 34-10)	rv/-
Career Record (first full year in 2017)		0-1 .000	0-0 -	0-1 .000	

All-Time Houston Coaches

	TENURE	W	L	T	PCT
Jewell Wallace	1946-47	7	14	0	.333
Clyde Lee	1948-54	37	32	2	.535
Bill Meek	1955-56	13	6	1	.675
Harold Lahar	1957-61	24	23	2	.510
Bill Yeoman	1962-86	160	108	8	.597
Jack Pardee	1987-89	22	11	1	.662
John Jenkins	1990-92	18	15	0	.545
Kim Helton	1993-99	24	53	1	.314
Dana Dimel	2000-03	8	26		.235
Art Briles *	2003-07	34	28		.548
Chris Thurmond *	2007	0	1		.000
Kevin Sumlin *	2008-11	35	17		.673
Tony Levine *	2011-14	20	17		.541
David Gibbs *	2014	1	0		1.000
Tom Herman *	2015-16	22	4		.846
Major Applewhite *	2016-	0	1		.000
Total		426	356	15	.544

*Chris Thurmond coached the 2007 Texas Bowl following the resignation of Art Briles; Tony Levine coached the 2011 TicketCity Bowl following the resignation of Kevin Sumlin. Tony Levine coached the first 12 games of the 2014 season before David Gibbs coached the 2014 Armed Forces Bowl. Tom Herman coached the first 12 games of the 2016 season before Major Applewhite coached in the Las Vegas Bowl.

2016 RESULTS (8-5, 3-3 American)

Date	Opponent	Result
9/3	vs. Oklahoma ¹	W, 33-23
9/10	Lamar	W, 42-0
9/15	at Cincinnati *	W, 40-16
9/24	at Texas State	W, 64-3
9/29	UConn *	W, 42-14
10/8	at Navy *	L, 40-46
10/15	Tulsa *	W, 38-31
10/22	at SMU *	L, 16-38
10/29	UCF *	W, 31-24
11/12	Tulane *	W, 30-18
11/17	Louisville	W, 36-10
11/25	at Memphis *	L, 44-48
12/17	vs. San Diego State *	L, 10-34

¹ AdvoCare Texas Kickoff, NRG Stadium, Houston, Texas
^{*} Las Vegas Bowl, Sam Boyd Stadium, Las Vegas, Nev.

TEAM STATISTICS

	HOU	OPP
SCORING	466	305
Points Per Game	35.8	23.5
Points Off Turnovers	87	87
FIRST DOWNS	314	213
Rushing	121	74
Passing	178	123
Penalty	15	16
RUSHING YARDAGE	1912	1302
Yards gained rushing	2379	1783
Yards lost rushing	467	481
Rushing Attempts	561	447
Average Per Rush	3.4	2.9
Average Per Game	147.1	100.2
TDs Rushing	29	16
PASSING YARDAGE	3852	2853
Comp-Att-Int	352-523-15	235-419-7
Average Per Pass	7.4	6.8
Average Per Catch	10.9	12.1
Average Per Game	296.3	219.5
TDs Passing	24	19
TOTAL OFFENSE	5764	4155
Total Plays	1084	866
Average Per Play	5.3	4.8
Average Per Game	443.4	319.6
KICK RETURNS: #-Yards	37-783	43-991
PUNT RETURNS: #-Yards	18-73	13-34
INT RETURNS: #-Yards	7-132	15-211
KICK RETURN AVERAGE	21.2	23.0
PUNT RETURN AVERAGE	4.1	2.6
INT RETURN AVERAGE	18.9	14.1
FUMBLES-LOST	21-10	23-11
PENALTIES-Yards	58-554	74-632
Average Per Game	42.6	48.6
PUNTS-Yards	59-2397	91-3753
Average Per Punt	40.6	41.2
Net punt average	38.7	39.1
KICKOFFS-Yards	84-5281	60-3633
Average Per Kick	62.9	60.5
Net kick average	40.1	37.9
TIME OF POSSESSION/Game	33:04	26:56
3RD-DOWN Conversions	109/231	69/202
3rd-Down Pct	47%	34%
4TH-DOWN Conversions	19/30	8/19
4th-Down Pct	63%	42%
SACKS BY-Yards	39-278	37-243
MISC YARDS	100	0
TOUCHDOWNS SCORED	59	37
FIELD GOALS-ATTEMPTS	16-20	15-17
ON-SIDE KICKS	1-4	0-8
RED-ZONE SCORES	(55-64) 86%	(30-34) 88%
RED-ZONE TOUCHDOWNS	(43-64) 67%	(19-34) 56%
PAT-ATTEMPTS	(56-59) 95%	(34-34) 100%
ATTENDANCE	233716	169285
Games/Avg Per Game	6/38953	5/33857
Neutral Site Games		2/50151

SCORE BY QUARTERS	1st	2nd	3rd	4th	Total
Houston	104	157	96	109	466
Opponents	72	101	45	87	305

RUSHING	GP	Att	Gain	Loss	Net	Avg	TD	Long	Avg/G
CATALON, Duke	9	145	580	52	528	3.6	4	35	58.7
WARD Jr., Greg	12	197	826	308	518	2.6	10	33	43.2
BIRDEN, Dillon	12	62	291	2	289	4.7	6	46	24.1
CAR, Mulbah	9	49	208	2	206	4.2	2	38	22.9
Total.....	13	561	2379	467	1912	3.4	29	46	147.1
Opponents.....	13	447	1783	481	1302	2.9	16	40	100.2

PASSING	GP	Effic	Comp-Att-Int	Pct	Yds	TD	Lng	Avg/G
WARD Jr., Greg	12	141.66	319-469-13	68.0	3557	22	55	296.4
POSTMA, Kyle	11	92.70	29-46-2	63.0	210	0	24	19.1
Total.....	13	138.58	352-523-15	67.3	3852	24	55	296.3
Opponents.....	13	124.91	235-419-7	56.1	2853	19	67	219.5

RECEIVING	GP	No.	Yds	Avg	TD	Long	Avg/G
BONNER, Linell	12	98	1118	11.4	3	55	93.2
ALLEN, Chance	13	56	815	14.6	6	50	62.7
DUNBAR, Steven	13	53	692	13.1	5	48	53.2
CATALON, Duke	9	44	281	6.4	3	51	31.2
Total.....	13	352	3852	10.9	24	55	296.3
Opponents.....	13	235	2853	12.1	19	67	219.5

PUNT RETURNS	No.	Yds	Avg	TD	Long
WILDER, Collin	9	40	4.4	0	11
KING, D'Eriq	6	29	4.8	0	11
Total.....	18	73	4.1	0	11
Opponents.....	13	34	2.6	0	23

KICK RETURNS	No.	Yds	Avg	TD	Long
WILSON, Brandon	21	510	24.3	0	56
KING, D'Eriq	10	254	25.4	1	99
Total.....	37	783	21.2	1	99
Opponents.....	43	991	23.0	0	85

SCORING	TD	FGs	PATs				Pass	DXP	Saf	Points
			Kick	Rush	Rcv	Blk				
CUMMINGS, Ty	0	16-20	55-58	0-0	0	0-0	0	0	103	
WARD Jr., Greg	10	0-0	0-0	0-0	0	0-0	0	0	60	
CATALON, Duke	7	0-0	0-0	0-0	0	0-0	0	0	42	
BIRDEN, Dillon	7	0-0	0-0	0-0	0	0-0	0	0	42	
ALLEN, Chance	6	0-0	0-0	0-0	0	0-0	0	0	36	
Total.....	59	16-20	56-59	0-0	0	0-0	0	4	466	
Opponents.....	37	15-17	34-34	0-0	1	1-3	0	1	305	

TOTAL OFFENSE	GP	Plays	Rush	Pass	Total	Avg/G
WARD Jr., Greg	12	666	518	3557	4075	339.6
CATALON, Duke	9	145	528	0	528	58.7
POSTMA, Kyle	11	62	136	210	346	31.5
Total.....	13	1084	1912	3852	5764	443.4
Opponents.....	13	866	1302	2853	4155	319.6

FIELD GOALS	FGM-FGA	Pct	01-19	20-29	30-39	40-49	50-99	Lg	Blk
CUMMINGS, Ty	16-20	80.0	0-1	3-4	10-11	3-4	0-0	47	0
PUNTING	No.	Yds	Avg	Long	TB	FC	I20	50+	Blkd
ROY, Dane	59	2397	40.6	53	4	26	20	6	0
Total.....	59	2397	40.6	53	4	26	20	6	0
Opponents.....	91	3753	41.2	58	6	52	26	13	0

ALL PURPOSE	GP	Rush	Rec	PR	KOR	IR	Tot	Avg/G
BONNER, Linell	12	6	1118	0	0	0	1124	93.7
ALLEN, Chance	13	0	815	0	-2	0	813	62.5
CATALON, Duke	9	528	281	0	0	0	809	89.9
DUNBAR, Steven	13	0	692	6	0	0	698	53.7
WILSON, Brandon	10	6	52	0	510	0	668	66.8
Total.....	13	1912	3852	73	783	132	6852	527.1
Opponents.....	13	1302	2853	34	991	211	5391	414.7

DEFENSE	GP	Solo	Ast	Total	TFL/Yds	Sacks	Int	PBU	QBH	FR-Yds	FF	Blk	Saf
ADAMS, Matthew	11	57	25	82	7.5-21	2.0-10	.	.	2	1-13	2	.	.
TAYLOR, Steven	12	40	34	74	12.0-80	8.5-65	1-74	3	4	1-0	2	.	.
WILLIAMS, Khalil	13	52	17	69	6.5-32	2.0-20	.	3	1	.	1	.	.
OLIVER, Ed	13	47	19	66	23.0-74	5.0-35	.	9	7	.	3	.	.
DAVIS, Garrett	13	45	20	65	7.0-25	3.0-16	.	5	1	1-0	1	.	.
Total.....	13	539	256	795	100-429	39-278	7-132	52	46	11-37	13	.	4
Opponents.....	13	633	403	1036	98.0-393	37-243	15-211	41	36	10-53	11	2	1

HOUSTON

YEAR	GP	W	L	T	HEAD COACH	BOWL
1946	10	4	6	0	Jewell Wallace	
1947	11	3	8	0	Jewell Wallace	
1948	11	5	6	0	Clyde Lee	
1949	10	5	4	1	Clyde Lee	
1950	10	4	6	0	Clyde Lee	
1951	11	6	5	0	Clyde Lee	Salad
1952	10	8	2	0	Clyde Lee	
1953	9	4	4	1	Clyde Lee	
1954	10	5	5	0	Clyde Lee	
1955	10	6	4	0	Bill Meek	
1956	10	7	2	1	Bill Meek	
1957	10	5	4	1	Hal Lahar	
1958	9	5	4	0	Hal Lahar	
1959	10	3	7	0	Hal Lahar	
1960	10	6	4	0	Hal Lahar	
1961	10	5	4	1	Hal Lahar	
1962	11	7	4	0	Bill Yeoman	Tangerine
1963	10	2	8	0	Bill Yeoman	
1964	9	2	6	1	Bill Yeoman	
1965	10	4	5	1	Bill Yeoman	
1966	10	8	2	0	Bill Yeoman	
1967	10	7	3	0	Bill Yeoman	
1968	10	6	2	2	Bill Yeoman	
1969	11	9	2	0	Bill Yeoman	Bluebonnet
1970	11	8	3	0	Bill Yeoman	
1971	12	9	3	0	Bill Yeoman	Bluebonnet
1972	11	6	4	1	Bill Yeoman	
1973	12	11	1	0	Bill Yeoman	Bluebonnet
1974	12	8	3	1	Bill Yeoman	Bluebonnet
1975	10	2	8	0	Bill Yeoman	
1976	12	10	2	0	Bill Yeoman	Cotton
1977	11	6	5	0	Bill Yeoman	
1978	12	9	3	0	Bill Yeoman	Cotton
1979	12	11	1	0	Bill Yeoman	Cotton
1980	12	7	5	0	Bill Yeoman	Garden State
1981	12	7	4	1	Bill Yeoman	Sun
1982	11	5	5	1	Bill Yeoman	
1983	11	4	7	0	Bill Yeoman	
1984	12	7	5	0	Bill Yeoman	Cotton
1985	11	4	7	0	Bill Yeoman	
1986	11	1	10	0	Bill Yeoman	
1987	11	4	6	1	Jack Pardee	
1988	12	9	3	0	Jack Pardee	Aloha
1989	11	9	2	0	Jack Pardee	
1990	11	10	1	0	John Jenkins	
1991	11	4	7	0	John Jenkins	
1992	11	4	7	0	John Jenkins	
1993	11	1	9	1	Kim Helton	
1994	11	1	10	0	Kim Helton	
1995	11	2	9	0	Kim Helton	
1996	12	7	5		Kim Helton	Liberty
1997	11	3	8		Kim Helton	
1998	11	3	8		Kim Helton	
1999	11	7	4		Kim Helton	
2000	11	3	8		Dana Dimel	
2001	11	0	11		Dana Dimel	
2002	12	5	7		Dana Dimel	
2003	13	7	6		Art Briles	Hawaii
2004	11	3	8		Art Briles	
2005	12	6	6		Art Briles	Fort Worth
2006	14	10	4		Art Briles	Liberty
2007	13	8	5		Art Briles/Chris Thurmond *	Texas
2008	13	8	5		Kevin Sumlin	Armed Forces
2009	14	10	4		Kevin Sumlin	Armed Forces
2010	12	5	7		Kevin Sumlin	
2011	14	13	1		Kevin Sumlin/Tony Levine *	TicketCity
2012	12	5	7		Tony Levine	

YEAR	GP	W	L	T	HEAD COACH	BOWL
2013	13	8	5		Tony Levine	BBVA Compass
2014	13	8	5		Tony Levine/David Gibbs	Armed Forces
2015	14	13	1		Tom Herman	Peach
2016	13	9	4		Tom Herman/Major Applewhite *	Las Vegas
TOTAL	797	426	356	15		

*Chris Thurmond coached the last game of the 2007 season. Tony Levine coached the last game of the 2011 season. Major Applewhite coached the last game of the 2016 season.



UNIVERSITY OF MEMPHIS

Location: Memphis, Tenn.
 Enrollment: 20,585
 Founded: 1912
 Nickname: Tigers
 Colors: Blue and Gray
 Website: GoTigersGo.com
 Stadium: Liberty Bowl Memorial Stadium
 (58,318/AstroTurf)
 President: Dr. M. David Rudd
 Director of Athletics: Tom Bowen
 Head Coach: Mike Norvell (Central Arkansas '05)

MEDIA RELATIONS

Assistant Athletics Director: Tammy DeGroff
 Office Phone: (901) 678-5787
 Mobile: (901) 734-1504
 E-mail: tdegroff@memphis.edu
 Press Box Phone: (901) 272-0136

TIGER TEAM FACTS

2016 Record/Finish: 8-5/5-3 American (tied,3rd, West)
 All-Time Record: 471-509-33 (.481)
 Bowl Appearances: 10
 Bowl Record: 5-5 (.500)
 Last Bowl Appearance: 2016 Boca Raton Bowl
 (Western Kentucky 51, Memphis 31)
 Offensive System: Multiple
 Defensive System: Multiple
 Lettermen Returning/Lost: 42/12
 Starters Returning/Lost: 17/7

MEMPHIS TIGERS



Dr. M. David Rudd
President



Tom Bowen
Director of Athletics



Mike Norvell
Head Coach



Tammy DeGroff
Communications

MEMPHIS

OFFENSE

RETURNING STARTERS (8)

Riley Ferguson, QB
 Gabe Kuhn, OL
 Drew Kyser, C
 Phil Mayhue, WR
 Anthony Miller, WR
 Doroland Dorceus, RB
 Trevon Tate, OL
 Dustin Woodard, OL

QB Riley Ferguson led The American, and set a school record, with 32 touchdown passes in 2016. Ferguson's 3,698 yards and 280 completions rank second in Memphis' single-season history.

WR Anthony Miller is one of the top receivers nationally after he finished 2016 with 95 catches for 1,434 yards and 14 touchdowns.

RB Doroloand Dorceus rushed for 811 yards and nine touchdowns, while RB Darrell Henderson had 482 yards and five TDs in 2016.

The Tigers return four of their five starting offensive linemen from last year.

DEFENSE

RETURNING STARTERS (8)

Curtis Akins, LB
 Genard Avery, LB
 Jonathan Cook, S
 Jackson Dillon, LB *
 Christian Johnson, DL
 Austin Hall, DB
 Ernest Suttles, DE
 Jonathan Wilson, DT

* missed 2016 season

Memphis forced 29 turnovers in 2016, good for fifth nationally.

LB Jackson Dillon missed the 2016 season due to a medical redshirt, but has made 35 career starts. LB Genard Avery was second on the team with 80 tackles and had 11.0 tackles for loss last season, while LB Curtis Akins was fourth with 74 stops.

S Jonathan Cook led the Tigers with 88 tackles and is the lone returning starter among the Memphis defensive backs.

SPECIAL TEAMS

RETURNING STARTERS (1)

Spencer Smith, P

WR Tony Pollard was chosen as The American's Special Teams Player of the Year after he averaged 28.1 yards on kickoff returns with two touchdowns.

Memphis used two punters regularly last season as P Spencer Smith earned all-conference second team honors after averaging 45.2 yards per punt, and P Nick Jacobs put 10 of his 13 punts inside the opponent's 20-yard line.

The Tigers will need to replace four-time first-team all-conference K Jake Elliott.

STORYLINES

Head coach Mike Norvell set a school record for a first-year coach with Memphis' eight-win season in 2016.

Memphis has won a combined 27 games in the last three years, marking the best three-year stretch in program history.



Wide receiver Anthony Miller

2017 SCHEDULE

 Louisiana Monroe 8/31 Navy 	 at UCF 9/9 at Houston 	 UCLA 9/16 Tulane 	 Southern Illinois 9/23 at Tulsa 	 at Georgia State 9/30 SMU 	 at UConn 10/6 East Carolina 
--	---	--	---	---	---

Mike Norvell

Head Coach

Mike Norvell took over as the University of Memphis' 24th head coach in the program's history Dec. 4, 2015.

In his first year with the Tigers, Norvell established a number of significant milestones: the most wins by a first-year head coach in program history (8); the first head coach to lead the Tigers to bowl eligibility in his rookie season; the first rookie head coach since 1984 to win his Tigers' debut (35-17 over Southeast Missouri); the first rookie head coach to have a win over a ranked opponent since 1975 (48-44 win over No. 18/21 Houston); the first rookie head coach to start 3-0 in Memphis program history; tied for third-most wins (8) by an FBS first-year head coach in 2016 (Toledo's Jason Candle, BYU's Kalani Sitake both led FBS with nine wins)

Indeed, amazing feats in only his first season. But, for a coach with a reputation for orchestrating high-flying offenses, Norvell's Tigers squad produced in all three phases - offense, defense and special teams - to make his first season an overwhelming success. That is not only a testament to Norvell but also his ability to assemble one of college football's top coaching staffs.

A receiver during his collegiate playing days, Norvell's offensive scheme highlighted the explosive Tigers receiving corps. The 2016 Memphis offense had five receivers with 250 or more yards and nearly had four with 300 yards or more. Anthony Miller quickly turned into the Tigers' primary receiver, and his career skyrocketed in Norvell's first season. Miller, an All-American Athletic Conference second team pick, put together the best season by a receiver in school history, shattering records for catches (95), yards (1,434), touchdowns (14) and 100-yard games (8). Phil Mayhue proved to be a great complement to Miller and hauled in 42 passes for 677 yards and four touchdowns. Mayhue (28) and Miller (25) both finished the 2016 with their streaks of games with a catch intact.

While the offense flourished in Norvell's first season, the Tigers defense and special teams were not to be overshadowed. The defense was one of the nation's most opportunistic units, forcing opponents to turn the ball over 29 times in 2016. The 29 caused turnovers were tied for fifth nationally, and of those 29 turnovers, 13 were fumble recoveries, which were tied sixth nationally.

However, Norvell's success in his first season as a head coach should have been expected when looking at his track record as an assistant.

He moved into the coaching profession after he completed his playing career at Central Arkansas in 2004. After graduation in 2005, Norvell joined his alma mater's staff and began blazing his path. Following a season as a Bears graduate assistant coach in 2006, Norvell moved to Tulsa, Oklahoma, where he coached wide receivers in 2007 and began a coaching partnership with the Golden



Hurricane head coach Todd Graham that lasted until he came to Memphis in December of 2015. He served on Graham's staff at Tulsa (2007-10), Pittsburgh (2011) and Arizona State (2012-15).

His offenses consistently ranked among the nation's best in yardage and scoring. The 2015 Arizona State offense ranked 23rd in total offense (473.8 ypg) and 20th in passing yards (289.0 ypg) in FBS. In 2014, the Sun Devils offense was 16th in scoring offense (37.0 ppg) and 13th in touchdown passes (34). That offense piled up 5,750 total yards (2,194 rush/3,556 pass). The 2013 Arizona State offense ranked 10th nationally in scoring offense (39.7 ppg).

Prior to Arizona State, Norvell served on Graham's staff at Pittsburgh, where he was the co-offensive coordinator, wide receivers coach and director of recruiting.

Norvell first joined Graham at Tulsa, where the former collegiate wide receiver groomed some of the Golden Hurricane program's all-time best receivers from 2007-10. At Tulsa, Norvell started as an offensive graduate assistant, but quickly moved to his first full-time role as passing game coordinator and receivers coach. He added director of recruiting to his title in 2010.

Prior to Tulsa, Norvell was an offensive graduate assistant at Central Arkansas, his alma mater. In addition to coaching receivers and H-backs, he was a significant contributor to the Bears' special teams.

Norvell was an accomplished student-athlete at Central Arkansas. A four-year starter at receiver, he finished his career as the school's all-time leader in receptions (213) and ranked third in receiving yards (2,611). Norvell earned All-Gulf South honors and was the conference's 2001 Freshman of the Year. He also was a two-time Gulf South All-Academic first team honoree.

Norvell earned both his bachelor's (education in social studies, 2005) and master's (training systems, 2007) degrees from Central Arkansas.

Mike Norvell At A Glance

Family: Wife - Maria; Children - Mila

Alma Mater (Year): Central Arkansas (2005)

Hired at Memphis: Dec. 4, 2015

Collegiate/Professional Career:

2006	Graduate assistant, Central Arkansas
2007-08	Graduate Assistant/Receivers, Tulsa
2009-10	Passing Game Coordinator/Receivers, Tulsa
2011	Co-Offensive Coordinator/Wide Receivers, Pittsburgh
2012-13	Offensive Coordinator/Quarterbacks, Arizona State
2014-15	Deputy Head Coach/Offensive Coordinator/Quarterbacks, Arizona State
2016-	Head Coach, Memphis

Assistant Coaches

Chris Ball
Defensive Coordinator

Darrell Dickey
Offensive Coordinator/Running Backs

Kenny Dillingham
Quarterbacks/Tight Ends

David Johnson
Wide Receivers

Dan Lanning
Inside Linebackers/Recruiting Coordinator

Joe Lorig
Special Teams Coordinator/Outside Linebackers

Paul Randolph
Defensive Line

Ryan Silverfield
Offensive Line/Run Game Coordinator

Marcus Woodson
Defensive Backs

Mike Norvell Year-By-Year

YEAR	SCHOOL	OVERALL	CONFERENCE	BOWL	FINAL RANK
2016	Memphis	8-5	5-3	Boca Raton (lost to Western Kentucky, 51-31)	
Career Record		8-5 .615	5-3 .625	0-1 .000	

All-Time Memphis Coaches

	TENURE	W	L	T	PCT
Clyde Wilson	1912-15	9	12	1	.432
Tom Shea	1916	2	3	1	.417
V.M. (Bic) Campbell	1917, 1919	6	6	0	.500
John Childerson	1918	2	4	0	.333
Elmore George	1920	0	5	0	.000
Rollin Wilson	1921	4	5	1	.450
Lester Barnard	1922-23	11	5	3	.658
Zach Curlin	1924-36	43	60	14	.427
Allyn McKeen	1937-38	13	6	0	.684
C.C. Humphreys	1939-41	14	15	0	.483
Charlie Jamerson	1942	2	7	0	.222
Ralph Hatley	1947-57	59	43	5	.575
Billy J. Murphy	1958-71	91	44	1	.673
Fred Pancoast	1972-74	20	12	1	.621
Richard Williamson	1975-80	31	35	0	.470
Rex Dockery	1981-83	8	24	1	.258
Rey Dempsey	1984-85	7	12	3	.386
Charlie Bailey	1986-88	12	20	1	.379
Chuck Stobart	1989-94	29	36	1	.447
Rip Scherer	1995-2000	22	44		.333
Tommy West	2001-09	49	61		.445
Larry Porter	2010-11	3	21		.125
Justin Fuente	2012-15 *	26	23		.530
Darrell Dickey	2015 *	0	1		.000
Mike Norvell	2016	8	5		.615
Total		471	509	33	.481

*Justin Fuente resigned in 2015 prior to the Birmingham Bowl, which was coached by Darrell Dickey.

2016 RESULTS (8-5, 5-3 American)

Date	Opponent	Result
9/3	Southeast Missouri State	W, 35-17
9/17	Kansas	W, 43-7
9/24	Bowling Green	W, 77-3
10/1	at Mississippi	L, 28-48
10/6	Temple *	W, 34-27
10/14	at Tulane *	W, 24-14
10/22	at Navy *	L, 28-42
10/29	Tulsa *	L, 30-59
11/5	at SMU *	W, 51-7
11/12	USF *	L, 42-49
11/18	at Cincinnati *	W, 34-7
11/25	Houston *	W, 48-44
12/20	vs. Western Kentucky †	L, 31-51

† Boca Raton Bowl, FAU Stadium, Boca Raton, Fla.

TEAM STATISTICS

	MEM	OPP			
SCORING	505	375			
Points Per Game	38.8	28.8			
Points Off Turnovers	103	68			
FIRST DOWNS	303	309			
Rushing	102	137			
Passing	174	147			
Penalty	27	25			
RUSHING YARDAGE	2072	2664			
Yards gained rushing	2505	2914			
Yards lost rushing	433	250			
Rushing Attempts	487	530			
Average Per Rush	4.3	5.0			
Average Per Game	159.4	204.9			
TDs Rushing	23	28			
PASSING YARDAGE	3957	3246			
Comp-Att-Int	303-477-10	304-495-16			
Average Per Pass	8.3	6.6			
Average Per Catch	13.1	10.7			
Average Per Game	304.4	249.7			
TDs Passing	34	20			
TOTAL OFFENSE	6029	5910			
Total Plays	964	1025			
Average Per Play	6.3	5.8			
Average Per Game	463.8	454.6			
KICK RETURNS: #Yards	47-1249	28-449			
PUNT RETURNS: #Yards	21-174	7-66			
INT RETURNS: #Yards	16-200	10-81			
KICK RETURN AVERAGE	26.6	16.0			
PUNT RETURN AVERAGE	8.3	9.4			
INT RETURN AVERAGE	12.5	8.1			
FUMBLES-LOST	21-11	19-13			
PENALTIES-Yards	82-771	85-777			
Average Per Game	59.3	59.8			
PUNTS-Yards	58-2530	69-2932			
Average Per Punt	43.6	42.5			
Net punt average	41.1	37.9			
KICKOFFS-Yards	94-5988	72-4342			
Average Per Kick	63.7	60.3			
Net kick average	41.9	35.7			
TIME OF POSSESSION/Game	27:13	32:44			
3RD-DOWN Conversions	79/194	73/192			
3rd-Down Pct	41%	38%			
4TH-DOWN Conversions	13/22	14/23			
4th-Down Pct	59%	61%			
SACKS BY-Yards	23-132	35-254			
MISC YARDS	0	0			
TOUCHDOWNS SCORED	63	49			
FIELD GOALS-ATTEMPTS	21-26	11-17			
ON-SIDE KICKS	2-2	0-1			
RED-ZONE SCORES	(44-55) 80%	(40-48) 83%			
RED-ZONE TOUCHDOWNS	(35-55) 64%	(30-48) 63%			
PAT-ATTEMPTS	(58-58) 100%	(48-49) 98%			
ATTENDANCE	261419	173105			
Games/Avg Per Game	7/37346	5/34621			
Neutral Site Games		1/24726			
SCORE BY QUARTERS	1st	2nd	3rd	4th	Total
Memphis	162	150	108	85	505
Opponents	96	90	81	108	375

RUSHING	GP	Att	Gain	Loss	Net	Avg	TD	Long	Avg/G
DORCEUS, Doroland	13	132	840	29	811	6.1	9	71	62.4
TAYLOR, Patrick	13	93	572	26	546	5.9	2	51	42.0
HENDERSON, Darrell	13	87	509	27	482	5.5	5	45	37.1
Total.....	13	487	2505	433	2072	4.3	23	71	159.4
Opponents.....	13	530	2914	250	2664	5.0	28	92	204.9

PASSING	GP	Effic	Comp-Att-Int	Pct	Yds	TD	Lng	Avg/G
FERGUSON, Riley	13	152.65	280-443-10	63.2	3698	32	84	284.5
STEWART, Jason	5	146.36	21-32-0	65.6	229	2	28	45.8
Total.....	13	152.53	303-477-10	63.5	3957	34	84	304.4
Opponents.....	13	123.37	304-495-16	61.4	3246	20	61	249.7

RECEIVING	GP	No.	Yds	Avg	TD	Long	Avg/G
MILLER, Anthony	13	95	1434	15.1	14	84	110.3
MAYHUE, Phil	13	42	677	16.1	4	67	52.1
POLLARD, Tony	13	29	298	10.3	2	45	22.9
MONTIEL, Daniel	13	27	338	12.5	3	38	26.0
HURD, Daniel	13	20	271	13.6	2	33	20.8
HENDERSON, Darrell	13	20	237	11.9	3	46	18.2
Total.....	13	303	3957	13.1	34	84	304.4
Opponents.....	13	304	3246	10.7	20	61	249.7

PUNT RETURNS	No.	Yds	Avg	TD	Long
MILLER, Anthony	15	97	6.5	0	17
Total.....	21	174	8.3	0	31
Opponents.....	7	66	9.4	0	37

KICK RETURNS	No.	Yds	Avg	TD	Long
POLLARD, Tony	38	1068	28.1	2	100
Total.....	47	1249	26.6	3	100
Opponents.....	28	449	16.0	0	35

SCORING	TD	FGs	PATs				Pass	DXP	Saf	Points
			Kick	Rush	Rcv	Pass				
ELLIOTT, Jake	0	21-26	58-58	0-0	0	0-0	0	0	121	
MILLER, Anthony	15	0-0	0-2	0-0	0	1-1	0	0	90	
DORCEUS, Doroland	10	0-0	0-0	0-0	0	0-0	0	0	60	
HENDERSON, Darrell	9	0-0	0-0	0-0	0	0-0	0	0	54	
POLLARD, Tony	5	0-0	0-0	0-0	0	0-0	0	0	30	
Total.....	63	21-26	58-58	1-3	2	2-2	0	0	505	
Opponents.....	49	11-17	48-49	0-0	0	0-0	0	0	375	

TOTAL OFFENSE	GP	Plays	Rush	Pass	Total	Avg/G
FERGUSON, Riley	13	514	-70	3698	3628	279.1
Total.....	13	964	2072	3957	6029	463.8
Opponents.....	13	1025	2664	3246	5910	454.6

FIELD GOALS	FGM-FGA	Pct	01-19	20-29	30-39	40-49	50-99	Lg	Blk
ELLIOTT, Jake	21-26	80.8	1-1	3-3	5-7	10-12	2-3	50	0

PUNTING	No.	Yds	Avg	Long	TB	FC	I20	50+	Blkd
SMITH, Spencer	44	1988	45.2	63	3	19	11	13	0
JACOBS, Nick	13	501	38.5	48	1	9	10	0	0
Total.....	58	2530	43.6	63	4	28	22	13	0
Opponents.....	69	2932	42.5	68	7	18	25	13	1

ALL PURPOSE	GP	Rush	Rec	PR	KOR	IR	Tot	Avg/G
MILLER, Anthony	13	69	1434	97	0	0	1600	123.1
POLLARD, Tony	13	159	298	8	1068	0	1533	117.9
DORCEUS, Doroland	13	811	77	0	24	0	912	70.2
HENDERSON, Darrell	13	482	237	0	113	0	832	64.0
MAYHUE, Phil	13	0	677	0	0	0	677	52.1
Total.....	13	2072	3957	174	1249	200	7652	588.6
Opponents.....	13	2664	3246	66	449	81	6506	500.5

DEFENSE	GP	Solo	Ast	Total	TFL/Yds	Sacks	Int	PBU	QBH	FR-Yds	FF	Blk	Saf
COOK, Jonathan	13	72	16	88	5.5-14	.	1-0	8	.	1-50	.	.	.
AVERY, Genard	13	62	18	80	11.0-59	5.0-31	2-51	2	6
MORLEY, Chris	13	53	22	75	2.0-9	1.0-8	2-9	5	1	1-0	3	.	.
AKINS, Curtis	13	48	26	74	2.0-3	.	1-20
MAULET, Arthur	13	56	16	72	7.5-26	4.5-23	2-18	12	.	.	2	.	.
Total.....	13	650	210	860	74-274	23-132	16-200	54	18	13-90	12	1	.
Opponents.....	13	629	224	853	94.0-402	35-254	10-81	56	26	11-56	13	.	.

MEMPHIS

YEAR	GP	W	L	T	HEAD COACH	BOWL	YEAR	GP	W	L	T	HEAD COACH	BOWL
1912	4	1	2	1	Clyde Wilson		1986	11	1	10	0	Charlie Bailey	
1913	3	1	2	0	Clyde Wilson		1987	11	5	5	1	Charlie Bailey	
1914	8	3	5	0	Clyde Wilson		1988	11	6	5	0	Charlie Bailey	
1915	7	4	3	0	Clyde Wilson		1989	11	2	9	0	Chuck Stobart	
1916	6	2	3	1	Tom Shea		1990	11	4	6	1	Chuck Stobart	
1917	5	3	2	0	V.M. (Bic) Campbell		1991	11	5	6	0	Chuck Stobart	
1918	6	2	4	0	John Childerson		1992	11	6	5	0	Chuck Stobart	
1919	7	3	4	0	V.M. (Bic) Campbell		1993	11	6	5	0	Chuck Stobart	
1920	5	0	5	0	Elmore George		1994	11	6	5	0	Chuck Stobart	
1921	10	4	5	1	Rollin Wilson		1995	11	3	8		Rip Scherer	
1922	10	5	2	3	Lester Barnard		1996	11	4	7		Rip Scherer	
1923	9	6	3	0	Lester Barnard		1997	11	4	7		Rip Scherer	
1924	9	1	7	1	Zach Curlin		1998	11	2	9		Rip Scherer	
1925	8	0	7	1	Zach Curlin		1999	11	5	6		Rip Scherer	
1926	9	1	8	0	Zach Curlin		2000	11	4	7		Rip Scherer	
1927	9	5	3	1	Zach Curlin		2001	11	5	6		Tommy West	
1928	10	5	3	2	Zach Curlin		2002	12	3	9		Tommy West	
1929	10	8	0	2	Zach Curlin		2003	13	9	4		Tommy West	New Orleans
1930	10	6	3	1	Zach Curlin		2004	12	8	4		Tommy West	GMAC
1931	9	2	5	2	Zach Curlin		2005	12	7	5		Tommy West	
1932	9	4	5	0	Zach Curlin		2006	12	2	10		Tommy West	Motor City
1933	9	7	1	1	Zach Curlin		2007	13	7	6		Tommy West	New Orleans
1934	8	3	3	2	Zach Curlin		2008	13	6	7		Tommy West	St. Petersburg
1935	8	1	6	1	Zach Curlin		2009	12	2	10		Tommy West	
1936	9	0	9	0	Zach Curlin		2010	12	1	11		Larry Porter	
1937	9	3	6	0	Allyn McKeen		2011	12	2	10		Larry Porter	
1938	10	10	0	0	Allyn McKeen		2012	12	4	8		Justin Fuente	
1939	10	3	7	0	C.C. Humphries		2013	12	3	9		Justin Fuente	
1940	10	5	5	0	C.C. Humphries		2014	13	10	3		Justin Fuente	Miami Beach
1941	9	6	3	0	C.C. Humphries		2015 *	13	9	4		Justin Fuente/Darrell Dickey	Birmingham
1942	9	2	7	0	Charlie Jamerson		2016	13	8	5		Mike Norvell	Boca Raton
1943		No Games Played					TOTAL	1013	471	509	33		
1944		No Games Played					*Darrell Dickey coached the last game of the 2015 season						
1945		No Games Played											
1946		No Games Played											
1947	9	6	2	1	Ralph Hatley								
1948	11	6	5	0	Ralph Hatley								
1949	10	9	1	0	Ralph Hatley								
1950	11	9	2	0	Ralph Hatley								
1951	8	5	3	0	Ralph Hatley								
1952	9	2	7	0	Ralph Hatley								
1953	10	6	4	0	Ralph Hatley								
1954	10	3	4	3	Ralph Hatley								
1955	9	2	7	0	Ralph Hatley								
1956	10	5	4	1	Ralph Hatley	Burley							
1957	10	6	4	0	Ralph Hatley								
1958	9	4	5	0	Billy J. Murphy								
1959	10	6	4	0	Billy J. Murphy								
1960	10	8	2	0	Billy J. Murphy								
1961	10	8	2	0	Billy J. Murphy								
1962	9	8	1	0	Billy J. Murphy								
1963	10	9	0	1	Billy J. Murphy								
1964	9	5	4	0	Billy J. Murphy								
1965	10	5	5	0	Billy J. Murphy								
1966	9	7	2	0	Billy J. Murphy								
1967	9	6	3	0	Billy J. Murphy								
1968	10	6	4	0	Billy J. Murphy								
1969	10	8	2	0	Billy J. Murphy								
1970	10	6	4	0	Billy J. Murphy								
1971	11	5	6	0	Billy J. Murphy	Pasadena							
1972	11	5	5	1	Fred Pancoast								
1973	11	8	3	0	Fred Pancoast								
1974	11	7	4	0	Fred Pancoast								
1975	11	7	4	0	Richard Williamson								
1976	11	7	4	0	Richard Williamson								
1977	11	6	5	0	Richard Williamson								
1978	11	4	7	0	Richard Williamson								
1979	11	5	6	0	Richard Williamson								
1980	11	2	9	0	Richard Williamson								
1981	11	1	10	0	Rex Dockery								
1982	11	1	10	0	Rex Dockery								
1983	11	6	4	1	Rex Dockery								
1984	11	5	5	1	Rey Dempsey								
1985	11	2	7	2	Rey Dempsey								



UNITED STATES NAVAL ACADEMY

Location:Annapolis, Md.
 Enrollment:4,400
 Founded:1845
 Nickname:Midshipmen
 Colors:Navy Blue and Gold
 Website:NavySports.com
 Stadium:Navy-Marine Corps Memorial Stadium (34,000)
 President:Vice Admiral Ted Carter, USN
 Director of Athletics:Chet Gladchuk
 Head Coach:Ken Niumatalolo (Hawaii '89)

MEDIA RELATIONS

Senior Associate AD/Sports Information:Scott Strasemeier
 Office Phone:(410) 293-8775
 Mobile:(443) 336-9023
 E-mail:sstrasem@usna.edu
 Press Box Phone:(410) 268-1489

MIDSHIPMEN TEAM FACTS

2016 Record/Finish:9-5/7-1 American (1st West)
 All-Time Record:702-552-57 (.557)
 Bowl Appearances:22
 Bowl Record:10-11-1 (.477)
 Last Bowl Appearance:2016 Armed Forces Bowl
 (Louisiana Tech 48, Navy 45)
 Offensive System:Spread/Triple Option
 Defensive System:Multiple
 Lettermen Returning/Lost:48/32
 Starters Returning/Lost:9/15

NAVY MIDSHIPMEN



Vice Adm. Ted Carter
Superintendent



Chet Gladchuk
Director of Athletics



Ken Niumatalolo
Head Coach



Scott Strasemeier
Communications

OFFENSE

RETURNING STARTERS (4)

Tyler Carmona, WR
Chris High, FB
Evan Martin, OG
Andrew Wood, OT

QB Zach Abey enters the fall as the projected starter. Abey made his first career start in last year's Army-Navy game. Abey rushed for 384 yards and six touchdowns and threw for 352 yards in five games in 2016.

FB Chris High is the top returning rusher after he finished with 546 yards and seven touchdowns in 2016.

The Midshipmen lose three all-conference offensive linemen from last year, but have a pair of returning starters back with OT Andrew Wood and OG Evan Martin leading the way.

Despite returning only one offensive starter in 2016, the Midshipmen ranked 20th nationally in scoring (37.9 ppg) and fourth in rushing offense (310.1 ypg) last season.

DEFENSE

RETURNING STARTERS (4)

D.J. Palmore, LB
Jarvis Polu, DE
Michah Thomas, LB
Tyris Wooten, CB

LB Micah Thomas has started the last 27 games and earned second-team all-conference honors last year, while LB D.J. Palmore has started 24 of Navy's last 25 games.

Palmore led the Midshipmen with 6.0 sacks and 11.5 tackles for loss, while Thomas had a team-high 107 tackles.

DE Jarvis Polu started all 14 games last season and had 53 tackles and 3.0 sacks, but is the only returning starter on the defensive line.

CB Tyris Wooten had a team-high 10 pass break-ups and two interceptions last season.

SPECIAL TEAMS

RETURNING STARTERS (1)

Bennett Moehring, K

K Bennett Moehring hit 8 of 10 field goal attempts in 2016 and averaged 6.4 points per game.

P Erik Harris shared the punting duties a year ago and averaged 45.1 yards per punt.

WR Craig Scott averaged 10.5 yards on punt returns last season and is the most experienced of Navy's return specialists.

STORYLINES






Navy won the American Athletic Conference West Division title in 2016 after sharing the division crown with Houston in 2015.

The Midshipmen are a combined 14-2 in American Athletic Conference regular-season games since joining the conference.



Fullback Chris High

2017 SCHEDULE

 at Florida Atlantic Friday 9/1	 Tulane 9/9	 Cincinnati 9/23	 at Tulsa 9/30	 Air Force 10/7	 at Memphis 10/14
10/21 UCF 	Thursday 11/2 at Temple 	11/11 SMU 	11/18 at Notre Dame 	Friday 11/24 at Houston 	12/9 vs. Army 

Ken Niumatalolo Head Coach

In his nine seasons at the helm of the Navy football program, and in his 19 years overall at the Naval Academy, head coach Ken Niumatalolo has engineered a program that has hit on all cylinders since he took over the reins at the end of the 2007 campaign.

Niumatalolo has repeatedly guided the Midshipmen to success both on and off the gridiron. Included in his accomplishments are a number of milestones never before achieved by a coach or team in the program's 133-year history.

Niumatalolo (77-42, .647) is the winningest coach in school history and is the only coach in the history of the Army-Navy game to start his coaching career 8-0 against the other Academy.

He led Navy to a school-record 11 wins in 2015, which included sharing the West Division title with Houston in Navy's first year in the American Athletic Conference, as well as winning the Lambert Trophy, awarded to the best team in the East, for the first time since 1963.

He led Navy to its first outright division title last fall as the Mids went 7-1 in The American and won the West division.

He is the first coach in school history to win three consecutive bowl games and his four overall bowl wins are the most in school history.

Navy finished the 2016 campaign with a 9-5 mark and a 7-1 record in the American Athletic Conference despite a season that saw the Mids have 102 missed games by starters or key contributors. The Mids played Temple in The American Championship and played in a bowl game (Armed Forces) for the 13th time in the last 14 years. The nine wins tied for the fifth most in school history and the team set school records for points (531), touchdowns (73), touchdowns per game (5.2), rushing touchdowns (61), total offense (6,136 yards) and yards per play (6.8) despite playing four different quarterbacks.

In 2015, Navy won a school-record 11 wins against just two losses, qualified for a bowl game for the 12th time in 13 years, won a bowl game for the 10th time in school history (beat Pittsburgh, 44-28, in the Military Bowl), won a bowl game for a third straight year for the first time in school history, defeated Army for a series-record 14th consecutive year, won the Commander-In-Chief's Trophy for the third time in the four years, won the Lambert Trophy as the best team in the East for the first time since 1963, finished 18th in the country in both the Associated Press and Coaches polls and shared the West Division title of the American Athletic Conference with Houston in Navy's first year of being in a conference after being an Independent for 134 years.

In 2014, Navy finished with an 8-5 record, qualified for a bowl game for the 11th time in 12 years, won a bowl game for just the ninth time in school history (beat San Diego State, 17-16, in the Poinsettia Bowl), won a bowl game in back-



to-back years for the second time in school history and defeated Army for a series-record 13th consecutive year. Navy finished the 2013 season with a 9-4 record, won the Commander-In-Chief's Trophy for the ninth time in 11 years, qualified for a bowl game for the 10th time in 11 years, won a bowl game for the eighth time in school history (beat Middle Tennessee, 24-6, in the Bell Helicopter Armed Forces Bowl) and defeated Army for a series-record 12th consecutive year.

The 2009 season was one to remember for the Midshipmen, as Navy tied a school record for wins with 10, won a school-record seventh consecutive Commander-In-Chief's Trophy, appeared in a seventh consecutive bowl game, beat Notre Dame in South Bend for the second straight time and ran their winning streak against the other two service academies to an amazing 15 straight games. The Mids capped the season off with a 35-13 rout of Missouri in the Texas Bowl.

Niumatalolo was promoted to head football coach at the Naval Academy on Dec. 8, 2007, by Naval Academy Director of Athletics Chet Gladchuk.

He is the second Polynesian head coach in Football Bowl Subdivision history and the first Samoan collegiate head coach on any level.

Niumatalolo was also an assistant at Navy from 1995-98, serving as the offensive coordinator in 1997 and 1998.

Niumatalolo coached at UNLV for three seasons (1999-01) and called the plays his final year (2001) in Vegas. He also worked with the kickoff return unit and, under his guidance, UNLV ranked sixth in the nation in kickoff returns in 2001 and finished second in 1999.

A 1989 graduate of Hawaii, Niumatalolo lettered three years as a quarterback and was a part of Hawaii's first bowl team in 1989. He was hired as a full-time assistant by his alma mater in 1992 and spent three seasons coaching on the offensive side of the ball.

Ken Niumatalolo At A Glance

Hometown: Laie, Hawaii
Family: Wife - Barbara; Children - Alexcia, Va'a, Ali'i
Alma Mater (Year): Hawaii (1989)
Hired at Navy: Dec. 8, 2007

Collegiate/Professional Career:

1990-92	Graduate Assistant, Hawaii
1992-94	Assistant Coach, Hawaii
1995-96	Assistant Coach, Navy
1997-98	Offensive Coordinator, Navy
1999-2001	Assistant Coach, UNLV
2002-07	Assistant Head Coach, Navy
2007-	Head Coach, Navy

Assistant Coaches

Ivin Jasper
Offensive Coordinator/Quarterbacks

Dale Pehrson
Defensive Coordinator

Justin Davis
Outside Linebackers

Ashley Ingram
Offensive Line/Running Game Coordinator

Steve Johns
Inside Linebackers/Special Teams Coordinator

Mike Judge
Fullbacks

Shaun Nua
Defensive Line

Dan O'Brien
Secondary

Danny O'Rourke
Slot Backs

Napoleon Sykes
Defensive Line

Mick Yokitis
Wide Receivers

Robert Green
Cornerbacks

Bryce McDonald
Offensive Line

Ken Niumatalolo Year-By-Year

YEAR	SCHOOL	OVERALL	CONFERENCE	BOWL	FINAL RANK
2007 *	Navy	0-1		Poinsettia (lost to Utah, 35-22)	
2008	Navy	8-5		EagleBank (lost to Wake Forest, 28-19)	
2009	Navy	10-4		Texas (beat Missouri, 35-13)	
2010	Navy	9-4		Poinsettia (lost to San Diego State, 35-14)	
2011	Navy	5-7			
2012	Navy	8-5		Fight Hunger (lost to Arizona State, 62-14)	
2013	Navy	9-4		Armed Forces (beat Middle Tennessee, 24-6)	
2014	Navy	8-5		Poinsettia (beat San Diego State, 17-16)	
2015	Navy	11-2	7-1	Military (beat Pittsburgh, 44-28)	18/18
2016	Navy	9-5	7-1	Armed Forces (lost to Louisiana Tech, 48-45)	rv/rv
Career Record (nine years)		77-42	14-2	4-5	
		.847	.875	.444	

* Niumatalolo coached Navy in the 2007 Poinsettia Bowl after the resignation of Paul Johnson

All-Time Navy Coaches

	TENURE	W	L	T	PCT
Student Coaches	1879, 1883-91	23	15	3	.598
Vauix Carter	1882	1	0	0	1.000
Ben Crosby	1892	5	2	0	.714
Josh Hartwell	1893	5	3	0	.625
Bill Wurtenburg	1894	4	1	2	.714
Matt McClung	1895	5	2	0	.714
Johnny Poe	1896	5	3	0	.625
Bill Armstrong	1897-99	20	5	0	.800
Garrett Cochran	1900	6	3	0	.667
Doc Hillebrand	1901-02	8	11	2	.429
Burr Chamberlain	1903	4	7	1	.375
Paul Dashiell	1904-06	25	5	4	.794
Joe Reeves	1907	9	2	1	.792
Frank Berrien	1908-10	21	5	3	.776
Doug Howard	1911-14	25	7	4	.750
Jonas Ingram	1915-16	9	8	2	.526
Gil Dobie	1917-19	17	3	0	.850
Bob Folwell	1920-24	24	12	3	.654
Jack Owsley	1925	5	2	1	.688
Bill Ingram	1926-30	32	13	4	.694
Rip Miller	1931-33	12	15	2	.448
Hank Hardwick	1937-38	8	7	3	.528
Swede Larson	1939-41	16	8	3	.648
Billick Wheelchel	1942-43	13	5	0	.722
Oscar Hagberg	1944-45	13	4	1	.750
Tom Hamilton	1946-47	21	23	1	.478
George Sauer	1948-49	3	13	2	.222
Eddie Erdelatz	1950-58	50	26	8	.643
Wayne Hardin	1959-64	38	22	2	.629
Bill Elias	1965-68	15	22	3	.413
Rick Forzano	1969-72	10	33	0	.233
George Welsh	1973-81	55	46	1	.544
Gary Tranquill	1982-86	20	34	1	.373
Elliot Uzelac	1987-89	8	25	0	.242
George Chaump	1990-94	14	41	0	.255
Charlie Weatherbie *	1995-2001	30	45	0	.400
Rick Lantz *	2001	0	3		.000
Paul Johnson *	2002-07	45	35		.563
Ken Niumatalolo *	2007-	77	42		.647
Total		701	552	57	.557

* Rick Lantz coached the final three games of the 2001 season after Charlie Weatherbie was relieved of his duties. Ken Niumatalolo coached Navy in the 2007 Poinsettia Bowl after the resignation of Paul Johnson

2016 RESULTS (9-5, 7-1 American)

Date	Opponent	Result
9/3	Fordham	W, 52-16
9/10	UConn *	W, 28-24
9/17	at Tulane *	W, 21-14
10/1	at Air Force	L, 14-28
10/8	Houston *	W, 46-40
10/22	Memphis *	W, 42-28
10/28	at USF *	L, 45-52
11/5	vs. Notre Dame ¹	W, 28-27
11/12	Tulsa *	W, 42-40
11/19	at East Carolina *	W, 66-31
11/26	at SMU *	W, 75-31
12/3	Temple ²	L, 10-34
12/10	vs. Army ³	L, 17-21
12/23	vs. Louisiana Tech ⁴	L, 45-48

¹ EverBank Field, Jacksonville, Fla.

² American Athletic Conference Championship

³ M&T Bank Stadium, Baltimore Md.

⁴ Lockheed Martin Armed Forces Bowl, Fort Worth, Texas

TEAM STATISTICS

	NAVY	OPP
SCORING	531	434
Points Per Game	37.9	31.0
Points Off Turnovers	65	48
FIRST DOWNS	293	307
Rushing	212	136
Passing	65	161
Penalty	16	10
RUSHING YARDAGE	4342	2519
Yards gained rushing	4601	2799
Yards lost rushing	259	280
Rushing Attempts	742	546
Average Per Rush	5.9	4.6
Average Per Game	310.1	179.9
TDs Rushing	61	23
PASSING YARDAGE	1794	3557
Comp-Att-Int	93-158-7	267-413-7
Average Per Pass	11.4	8.6
Average Per Catch	19.3	13.3
Average Per Game	128.1	254.1
TDs Passing	9	29
TOTAL OFFENSE	6136	6076
Total Plays	900	959
Average Per Play	6.8	6.3
Average Per Game	438.3	434.0
KICK RETURNS: #-Yards	48-1111	59-1008
PUNT RETURNS: #-Yards	15-146	5-63
INT RETURNS: #-Yards	7-60	7-11
KICK RETURN AVERAGE	23.1	17.1
PUNT RETURN AVERAGE	9.7	12.6
INT RETURN AVERAGE	8.6	1.6
FUMBLES-LOST	19-9	21-11
PENALTIES-Yards	39-341	60-494
Average Per Game	24.4	35.3
PUNTS-Yards	34-1436	37-1524
Average Per Punt	42.2	41.2
Net punt average	39.8	36.7
KICKOFFS-Yards	90-5194	84-5028
Average Per Kick	57.7	59.9
Net kick average	40.4	36.8
TIME OF POSSESSION/Game	31:11	28:49
3RD-DOWN Conversions	91/167	107/200
3rd-Down Pct	54%	54%
4TH-DOWN Conversions	17/28	18/27
4th-Down Pct	61%	67%
SACKS BY-Yards	20-134	23-116
MISC YARDS	17	0
TOUCHDOWNS SCORED	73	54
FIELD GOALS-ATTEMPTS	8-10	19-24
ON-SIDE KICKS	0-3	0-3
RED-ZONE SCORES	(62-69) 90%	(42-46) 91%
RED-ZONE TOUCHDOWNS	(55-69) 80%	(29-46) 63%
PAT-ATTEMPTS	(65-68) 96%	(51-52) 98%
ATTENDANCE	189425	157153
Games/Avg Per Game	6/31571	5/31431
Neutral Site Games	3/54336	3/54336

SCORE BY QUARTERS	1st	2nd	3rd	4th	Total
Navy	101	145	142	143	531
Opponents	141	109	83	101	434

RUSHING	GP	Att	Gain	Loss	Net	Avg	TD	Long	Avg/G
WORTH, Will	12	264	1321	123	1198	4.5	25	60	99.8
HIGH, Chris	11	85	559	13	546	6.4	7	70	49.6
ROMINE, Dishan	14	48	469	6	463	9.6	1	41	33.1
WHITE, Shawn	14	79	451	1	450	5.7	7	50	32.1
GULLEY, Toneo	12	43	433	6	427	9.9	4	39	35.6
ABEY, Zach	5	70	417	33	384	5.5	6	55	76.8
BONNER, Darryl	11	29	240	13	227	7.8	2	50	20.6
Total.....	14	742	4601	259	4342	5.9	61	70	310.1
Opponents.....	14	546	2799	280	2519	4.6	23	85	179.9

PASSING	GP	Effic	Comp-Att-Int	Pct	Yds	TD	Lng	Avg/G
WORTH, Will	12	179.27	72-117-3	61.5	1397	8	57	116.4
ABEY, Zach	5	128.19	20-35-4	57.1	352	1	64	70.4
Total.....	14	164.17	93-158-7	58.9	1794	9	64	128.1
Opponents.....	14	156.78	267-413-7	64.6	3557	29	77	254.1

RECEIVING	GP	No.	Yds	Avg	TD	Long	Avg/G
TILLMAN, Jamir	14	40	631	15.8	2	47	45.1
BONNER, Darryl	11	10	278	27.8	3	64	25.3
CASS Jr, Calvin	13	10	197	19.7	0	45	15.2
Total.....	14	93	1794	19.3	9	64	128.1
Opponents.....	14	267	3557	13.3	29	77	254.1

PUNT RETURNS	No.	Yds	Avg	TD	Long
CASS Jr, Calvin	9	83	9.2	0	26
SCOTT, Craig	6	63	10.5	0	20
Total.....	15	146	9.7	0	26
Opponents.....	5	63	12.6	0	31

KICK RETURNS	No.	Yds	Avg	TD	Long
ROMINE, Dishan	28	698	24.9	0	85
WALKER, Tre	6	138	23.0	0	29
Total.....	48	1111	23.1	0	85
Opponents.....	59	1008	17.1	1	100

SCORING	TD	FGs	PATs			Pass	DXP	Saf	Points
			Kick	Rush	Rcv				
WORTH, Will	25	0-0	0-0	0-1	0	1-2	0	0	150
MOEHRING, Bennett	0	8-10	65-68	0-0	0	0-0	0	0	89
HIGH, Chris	7	0-0	0-0	0-0	0	0-0	0	0	42
WHITE, Shawn	7	0-0	0-0	0-0	0	0-0	0	0	42
ABEY, Zach	6	0-0	0-0	0-0	0	0-0	0	0	36
Total.....	73	8-10	65-68	0-2	1	1-2	0	1	531
Opponents.....	54	19-24	51-52	1-2	0	0-0	0	0	434

TOTAL OFFENSE	GP	Plays	Rush	Pass	Total	Avg/G
WORTH, Will	12	381	1198	1397	2595	216.2
ABEY, Zach	5	105	384	352	736	147.2
Total.....	14	900	4342	1794	6136	438.3
Opponents.....	14	959	2519	3557	6076	434.0

FIELD GOALS	FGM-FGA	Pct	01-19	20-29	30-39	40-49	50-99	Lg	Blk
MOEHRING, Bennett	8-10	80.0	0-0	5-5	1-3	2-2	0-0	40	1

PUNTING	No.	Yds	Avg	Long	TB	FC	I20	50+	Blkd
BARTA, Alex	23	983	42.7	63	1	7	8	6	0
HARRIS, Erik	10	451	45.1	63	0	5	5	3	1
Total.....	34	1436	42.2	63	1	12	13	9	1
Opponents.....	37	1524	41.2	58	1	8	15	2	0

ALL PURPOSE	GP	Rush	Rec	PR	KOR	IR	Tot	Avg/G
ROMINE, Dishan	14	463	166	0	698	0	1327	94.8
WORTH, Will	12	1198	0	0	0	0	1198	99.8
Total.....	14	4342	1794	146	1111	60	7453	532.4
Opponents.....	14	2519	3557	63	1008	11	7158	511.3

DEFENSE	GP	Solo	Ast	Total	TFL/Yds	Sacks	Int	PBU	QBH	FR-Yds	FF	Blk	Saf
THOMAS, Micah	14	65	42	107	3.0-12	1.0-7	.	3	1
GILMAN, Alohi	14	50	26	76	5.0-10	.	.	5	.	2-2	1	.	.
WILLIAMS, Sean	14	50	24	74	2.0-10	.	1-0	2	.	3-0	.	.	.
MASON, Amos	14	36	20	56	8.5-46	2.0-23	.	1	2	1-0	1	.	.
PALMORE, D.J.	13	35	20	55	11.5-61	6.0-47	.	4	2	.	.	1	.
Total.....	14	595	364	959	56-249	20-134	7-60	46	17	11-2	16	1	1
Opponents.....	14	580	416	996	59.0-195	23-116	7-11	16	2	9-86	9	3	.

YEAR	GP	W	L	T	HEAD COACH	BOWL	YEAR	GP	W	L	T	HEAD COACH	BOWL
1879	1	0	0	1			1953	9	4	3	2	Eddie Erdelatz	
1880		No Games Played					1954	10	8	2	0	Eddie Erdelatz	Sugar
1881		No Games Played					1955	9	6	2	1	Eddie Erdelatz	
1882	1	1	0	0	Vaux Carter		1956	9	6	1	2	Eddie Erdelatz	
1883	1	0	1	0			1957	11	9	1	1	Eddie Erdelatz	Cotton
1884	1	1	0	0			1958	9	6	3	0	Eddie Erdelatz	
1885	3	1	2	0			1959	10	5	4	1	Wayne Hardin	
1886	6	3	3	0			1960	11	9	2	0	Wayne Hardin	Orange
1887	4	3	1	0			1961	10	7	3	0	Wayne Hardin	
1888	5	1	4	0			1962	10	5	5	0	Wayne Hardin	
1889	6	4	1	1			1963	11	9	2	0	Wayne Hardin	Cotton
1890	7	5	1	1			1964	10	3	6	1	Wayne Hardin	
1891	7	5	2	0			1965	10	4	4	2	Bill Elias	
1892	7	5	2	0	Ben Crosby		1966	10	4	6	0	Bill Elias	
1893	8	5	3	0	Josh Hartwell		1967	10	5	4	1	Bill Elias	
1894	7	4	1	2	Bill Wurtenburg		1968	10	2	8	0	Bill Elias	
1895	7	5	2	0	Matt McClung		1969	10	1	9	0	Rick Forzano	
1896	8	5	3	0	Johnny Poe		1970	11	2	9	0	Rick Forzano	
1897	9	8	1	0	Bill Armstrong		1971	11	3	8	0	Rick Forzano	
1898	8	7	1	0	Bill Armstrong		1972	11	4	7	0	Rick Forzano	
1899	8	5	3	0	Bill Armstrong		1973	11	4	7	0	George Welsh	
1900	9	6	3	0	Garrett Cochran		1974	11	4	7	0	George Welsh	
1901	11	6	4	1	Doc Hillebrand		1975	11	7	4	0	George Welsh	
1902	10	2	7	1	Doc Hillebrand		1976	11	4	7	0	George Welsh	
1903	12	4	7	1	Burr Chamberlain		1977	11	5	6	0	George Welsh	
1904	10	7	2	1	Paul Dashiell		1978	12	9	3	0	George Welsh	Holiday
1905	12	10	1	1	Paul Dashiell		1979	11	7	4	0	George Welsh	
1906	12	8	2	2	Paul Dashiell		1980	12	8	4	0	George Welsh	Garden State
1907	12	9	2	1	Joe Reeves		1981	12	7	4	1	George Welsh	Liberty
1908	12	9	2	1	Frank Berrien		1982	11	6	5	0	Gary Tranquill	
1909	8	4	3	1	Frank Berrien		1983	11	3	8	0	Gary Tranquill	
1910	9	8	0	1	Frank Berrien		1984	11	4	6	1	Gary Tranquill	
1911	9	6	0	3	Doug Howard		1985	11	4	7	0	Gary Tranquill	
1912	9	6	3	0	Doug Howard		1986	11	3	8	0	Gary Tranquill	
1913	9	7	1	1	Doug Howard		1987	11	2	9	0	Elliot Uzelac	
1914	9	6	3	0	Doug Howard		1988	11	3	8	0	Elliot Uzelac	
1915	9	3	5	1	Jonas Ingram		1989	11	3	8	0	Elliot Uzelac	
1916	10	6	3	1	Jonas Ingram		1990	11	5	6	0	George Chaump	
1917	8	7	1	0	Gil Dobie		1991	11	1	10	0	George Chaump	
1918	5	4	1	0	Gil Dobie		1992	11	1	10	0	George Chaump	
1919	7	6	1	0	Gil Dobie		1993	11	4	7	0	George Chaump	
1920	8	6	2	0	Bob Folwell		1994	11	3	8	0	George Chaump	
1921	7	6	1	0	Bob Folwell		1995	11	5	6	0	Charlie Weatherbie	
1922	7	5	2	0	Bob Folwell		1996	12	9	3	0	Charlie Weatherbie	Aloha
1923	9	5	1	3	Bob Folwell	Rose	1997	11	7	4	0	Charlie Weatherbie	
1924	8	2	6	0	Bob Folwell		1998	11	3	8	0	Charlie Weatherbie	
1925	8	5	2	1	Jack Owsley		1999	12	5	7	0	Charlie Weatherbie	
1926	10	9	0	1	Bill Ingram		2000	11	1	10	0	Charlie Weatherbie	
1927	9	6	3	0	Bill Ingram		2001	10	0	10	0	Charlie Weatherbie/Rick Lantz *	
1928	9	5	3	1	Bill Ingram		2002	12	2	10	0	Paul Johnson	
1929	10	6	2	2	Bill Ingram		2003	13	8	5	0	Paul Johnson	Houston
1930	11	6	5	0	Bill Ingram		2004	12	10	2	0	Paul Johnson	Emerald
1931	11	5	5	1	Rip Miller		2005	12	8	4	0	Paul Johnson	Poinsettia
1932	9	2	6	1	Rip Miller		2006	13	9	4	0	Paul Johnson	Meineke Car Care
1933	9	5	4	0	Rip Miller		2007	13	8	5	0	Paul Johnson/Ken Niumatalolo *	Poinsettia
1934	9	8	1	0	Tom Hamilton		2008	13	8	5	0	Ken Niumatalolo	EagleBank
1935	9	5	4	0	Tom Hamilton		2009	14	10	4	0	Ken Niumatalolo	Texas
1936	9	6	3	0	Tom Hamilton		2010	13	9	4	0	Ken Niumatalolo	Poinsettia
1937	9	4	4	1	Hank Hardwick		2011	12	5	7	0	Ken Niumatalolo	
1938	9	4	3	2	Hank Hardwick		2012	13	8	5	0	Ken Niumatalolo	Fight Hunger
1939	9	3	5	1	Swede Larson		2013	13	9	4	0	Ken Niumatalolo	Armed Forces
1940	9	6	2	1	Swede Larson		2014	13	8	5	0	Ken Niumatalolo	Poinsettia
1941	9	7	1	1	Swede Larson		2015	13	11	2	0	Ken Niumatalolo	Military
1942	9	5	4	0	Billick Whelchel		2016	14	9	5	0	Ken Niumatalolo	Armed Forces
1943	9	8	1	0	Billick Whelchel		TOTAL	1310	701	552	57		
1944	9	6	3	0	Oscar Hagberg								
1945	9	7	1	1	Oscar Hagberg								
1946	9	1	8	0	Tom Hamilton								
1947	9	1	7	1	Tom Hamilton								
1948	9	0	8	1	George Sauer								
1949	9	3	5	1	George Sauer								
1950	9	3	6	0	Eddie Erdelatz								
1951	9	2	6	1	Eddie Erdelatz								
1952	9	6	2	1	Eddie Erdelatz								

* Rick Lantz coached the final three games of the 2001 season. Ken Niumatalolo coached the final game of the 2007 season.



SOUTHERN METHODIST UNIVERSITY

Location:Dallas, Texas
 Enrollment:10,893
 Founded:1911
 Nickname:Mustangs
 Colors:Red and Blue
 Website:SMUMustangs.com
 Stadium:Gerald J. Ford Stadium (32,000/FieldTurf)
 President:Dr. R. Gerald Turner
 Director of Athletics:Rick Hart
 Head Coach:Chad Morris (Texas A&M '92)

MEDIA RELATIONS

Senior Associate AD/Public Relations:Brad Sutton
 Office Phone:(214) 768-1651
 Mobile:(214) 914-8705
 E-mail:bsutton@smu.edu
 Press Box Phone:(214) 768-7730

MUSTANG TEAM FACTS

2016 Record/Finish:4-8/3-5 American (5th, West)
 All-Time Record:478-528-54 (.476)
 Bowl Appearances:15
 Bowl Record:7-7-1 (.500)
 Last Bowl Appearance:2012 Hawaii Bowl
 (SMU 43, Fresno State 10)
 Offensive System:.....Multiple
 Defensive System:.....Multiple
 Lettermen Returning/Lost:40/19
 Starters Returning/Lost:16/8

SMU MUSTANGS



Dr. R. Gerald Turner
President



Rick Hart
Director of Athletics



Chad Morris
Head Coach



Brad Sutton
Communications

OFFENSE

RETURNING STARTERS (9)

Evan Brown, C
Ben Hicks, QB
Braylon Hyder, OG
Nick Natour, OT
James Proche, WR
Jerry Saena, OG
Courtland Sutton, WR
Shelby Walker, WR
Braeden West, RB

The Mustangs return nine offensive starters from a unit that averaged 427.2 yards and 27.7 points per game in 2016.

WR Courtland Sutton was third in The American in receiving yards (103.8 ypg) and touchdown receptions (10) on his way to first-team all-conference honors.

QB Ben Hicks started the last 11 games as a freshman and ranked fifth in The American in passing (244.2 ypg).

The Mustangs return four starters on the offensive line. C Evan Brown has made 34 career starts.

DEFENSE

RETURNING STARTERS (5)

Rodney Clemons, S
Justin Lawler, DE
Kyrann Mitchell, LB
Anthony Rhone, LB
Jordan Wyatt, CB

SMU led The American with 18 defensive interceptions in 2016 and scored four touchdowns on interception returns.

CB Jordan Wyatt had four picks, the most among returning players, and scored two touchdowns on interception returns. Wyatt joins S Rodney Clemons as returning starters in a talented secondary.

DE Justin Lawler, a first-team all-conference pick last year, had team highs with 6.0 sacks and 15.0 tackles for loss last season. Lawler ranked fifth among American Athletic Conference players in both categories.

LB Kyrann Mitchell was SMU's leader in tackles last season, with 67 stops to go with 3.5 sacks and 6.0 tackles for loss.

SPECIAL TEAMS

RETURNING STARTERS (2)

Jamie Sackville, P
Josh Williams, K

K Josh Williams connected on 17 of his 22 field goal attempts in 2016 and was 14-of-14 from inside 30 yards. Williams led SMU in scoring with 89 points last season.

P Jamie Sackville averaged 39.6 yards on 71 punts and had seven kicks of at least 50 yards.

STORYLINES

SMU improved by three wins from 2015 to 2016 as the Mustangs finished one win shy of bowl eligibility last season.

After making four straight bowl appearances from 2009-12, the Mustangs look to return to postseason play for the first time in four years.

SMU's first six games of the 2017 season will be in the state of Texas



Wide receiver Courtland Sutton

2017 SCHEDULE

 Stephen F. Austin 9/2	 North Texas 9/9	 at TCU 9/16	 Arkansas State 9/23	 UConn 9/30	 at Houston 10/7
 at Cincinnati 10/21	 Tulsa 10/27	 UCF 11/4	 at Navy 11/11	 at Memphis 11/18	 Tulane 11/25

Chad Morris

Head Coach

Chad Morris was named the head football coach at SMU on Dec. 1, 2014. Morris arrived on the Hilltop after five seasons as an offensive coordinator on the collegiate level and 16 seasons as a Texas high school coach.

In his first season on the Hilltop, Morris engineered an offensive turnaround, as SMU increased its scoring output by 16.7 points per game – the second-largest increase in the nation in 2015.

Year two saw even more improvement, as SMU won five games and came within one win of bowl eligibility. SMU produced a 1,000-yard rusher and 1,000-yard receiver for the first time since 2011 and had three players with at least 1,000 all-purpose yards for the first time since 2011). Following the campaign, Justin Lawler, Darrion Millines, Horace Richardson and Courtland Sutton were named first-team all-conference, the most Mustangs to be named since 2011.

For the previous four seasons, Morris had served as offensive coordinator at Clemson, helping the Tigers to a 41-11 record, the 2011 ACC championship and four bowl berths, including two Orange Bowl appearances.

Clemson also posted three final top-25 rankings, including a top-10 finish in the final USA Today polls in 2012 and 2013. At the time of his departure, the Tigers were ranked 19th in the 2014 AP and USA Today polls. Clemson established 127 offensive records during his four years (89 individual/38 team) and posted the top three scoring seasons in school history, as well as four of the top five passing seasons in Clemson history.

For his work, Morris was named AFCA National Assistant Coach of the Year and one of five finalists for National Offensive Coordinator of the Year by 247Sports.com in 2013, and the National Offensive Coordinator of the Year by Rivals.com in 2011.

Among the players Morris tutored at Clemson were 2012 first-team All-American quarterback and ACC Player of the Year Tajh Boyd, 2012 first-team All-American center Dalton Freeman, 2012 third-team All-American wide receiver DeAndre Hopkins and 2013 first-team All-American wide receiver and Biletnikoff Award finalist Sammy Watkins as well as NFLers Dwayne Allen of the Indianapolis Colts, Jaron Brown and Andre Ellington of the Arizona Cardinals, Martavis Bryant of the Pittsburgh Steelers, Tyler Shatley of the Jacksonville Jaguars and Brandon Thomas of the San Francisco 49ers.

Clemson's 2012 team set school records for total offense per game (512.7) and points per game (41.0), ranking sixth in the nation in scoring and ninth in the nation in total offense, and the 2013 offense averaged 507.7 yards and 40.2 points per game. Clemson and Baylor were the only FBS schools with a 3,000-yard passer, 1,000-



yard rusher and 1,000-yard receiver every year from 2011-13.

Morris went to Clemson after one season as associate head coach/offensive coordinator/quarterbacks coach at Tulsa. After his arrival, Tulsa improved from 5-7 in 2009 to 10-3 in 2010, averaging 41.4 points per game, eighth-most in the nation, and scoring at least 28 points in 12 of its 13 games. Tulsa was fifth nationally in first downs (25.6) and tied for fifth in touchdowns scored from the red zone (46). His offense scored 64 touchdowns on scrimmage plays (32 rushing, 32 passing) and totaled 1,006 plays (537 rushes, 469 passes).

Prior to his stint at Tulsa, Morris served as a head coach on the Texas prep level for 16 years, coaching at Eustace Independent School District (1994-97), Elysian Field ISD (1998-99), Bay City ISD (2000-02), Stephenville ISD (2004-07) and Lake Travis ISD (2008-09).

Morris is a legend in the state after posting a 169-38 record overall and winning back-to-back undefeated state championships in his final two seasons as a prep coach. In all, Morris took six of his teams to Texas State Championship Games, with three of those teams capturing state titles, and earned Coach of the Year honors 11 times.

Morris' offenses enjoyed tremendous success in his two seasons at Lake Travis. In 2008, the Cavaliers averaged 49.0 points per game and had a 41-point margin of victory, while scoring 784 points, the fourth-most in Texas football history, and throwing for 305 yards per game.

In that same 2008 campaign, Morris coached former Mustang great Garrett Gilbert, who was named the Gatorade and Parade Magazine National Player of the Year, while setting the state of Texas' single-season passing yardage mark with 4,884 yards and 55 touchdowns. Gilbert also rushed for 790 yards and 28 TDs that season.

Morris earned a bachelor's degree in mathematics with a minor in statistics from Texas A&M University in 1992.

Chad Morris At A Glance

Hometown: Dallas, Texas
Alma Mater: Texas A&M (1992)
Hired at SMU: Dec. 1, 2014

Collegiate/Professional Career:

2010	Associate Head Coach/Offensive Coord./ Quarterbacks, Tulsa
2011-14	Offensive Coord./Quarterbacks, Clemson
2015-	Head Coach, SMU

Assistant Coaches

Van Malone
Defensive Coordinator

Joe Craddock
Offensive Coordinator

Jeff Traylor
Associate Head Coach/Running Backs

Dustin Fry
Offensive Line

Jess Loepp
Defensive Backs

Archie McDaniel
Linebackers

Justin Stepp
Wide Receivers

Buddy Wyatt
Defensive Line

Keith Gunn
Special Teams/Tight Ends

Chad Morris Year-By-Year

YEAR	SCHOOL	OVERALL	CONFERENCE	BOWL	FINAL RANK
2015	SMU	2-10	1-7		
2016	SMU	5-7	3-5		
Career Record (two years)		7-17	4-12	0-0	
		.291	.250	-	

All-Time SMU Coaches

	TENURE	W	L	T	PCT
Ray Morrison	1915-16, 1922-34	84	44	22	.633
J. Burton Rix	1917-21	16	19	7	.464
Madison Bell	1935-41, 1945-49	79	40	8	.653
James H. Stewart	1942-44	10	18	2	.366
H.N. Russell	1950-52	13	15	2	.466
Chalmer Woodard	1953-56	19	20	1	.487
Bill Meek	1957-61	17	29	4	.388
Hayden Fry	1962-72	49	66	1	.426
Dave Smith	1973-75	16	15	2	.515
Ron Meyer	1976-81	34	32	1	.514
Bobby Collins	1982-86	43	14	1	.750
Forrest Gregg	1989-90	3	19	0	.136
Tom Rossley	1991-96	15	48	3	.250
Mike Cavan	1997-2001	18	28		.391
Phil Bennett	2002-07	18	52		.257
June Jones *	2008-14	36	43		.456
Tom Mason *	2014	1	9		.100
Chad Morris	2015-	7	17		.291
Total		478	528	54	.476

* June Jones coached the first two games of the 2014 season. Tom Mason coached the final 10 games of the 2014 season.

2016 RESULTS (5-7, 3-5 American)

Date	Opponent	Result
9/3	at North Texas	W, 34-21
9/10	at Baylor	L, 13-40
9/17	Liberty	W, 29-14
9/23	TCU	L, 3-33
10/1	at Temple *	L, 20-45
10/7	at Tulsa *	ot L, 40-43
10/22	Houston *	W, 38-16
10/29	at Tulane *	W, 35-31
11/5	Memphis *	L, 7-51
11/12	at East Carolina *	W, 55-31
11/19	USF *	L, 27-35
11/26	Navy *	L, 31-75

TEAM STATISTICS

	SMU	OPP
SCORING	332	435
Points Per Game	27.7	36.2
Points Off Turnovers	92	95
FIRST DOWNS	262	268
Rushing	92	128
Passing	145	124
Penalty	25	16
RUSHING YARDAGE	1959	2526
Yards gained rushing	2265	2876
Yards lost rushing	306	350
Rushing Attempts	478	498
Average Per Rush	4.1	5.1
Average Per Game	163.2	210.5
TDs Rushing	14	30
PASSING YARDAGE	3168	2910
Comp-Att-Int	248-456-17	239-408-18
Average Per Pass	6.9	7.1
Average Per Catch	12.8	12.2
Average Per Game	264.0	242.5
TDs Passing	22	22
TOTAL OFFENSE	5127	5436
Total Plays	934	906
Average Per Play	5.5	6.0
Average Per Game	427.2	453.0
KICK RETURNS: #-Yards	53-933	47-1118
PUNT RETURNS: #-Yards	13-48	19-177
INT RETURNS: #-Yards	18-416	17-309
KICK RETURN AVERAGE	17.6	23.8
PUNT RETURN AVERAGE	3.7	9.3
INT RETURN AVERAGE	23.1	18.2
FUMBLES-LOST	14-7	19-8
PENALTIES-Yards	69-624	92-866
Average Per Game	52.0	72.2
PUNTS-Yards	71-2813	59-2434
Average Per Punt	39.6	41.3
Net punt average	35.7	40.4
KICKOFFS-Yards	66-3807	79-4875
Average Per Kick	57.7	61.7
Net kick average	35.1	42.3
TIME OF POSSESSION/Game	30:38	29:22
3RD-DOWN Conversions	90/208	69/183
3rd-Down Pct	43%	38%
4TH-DOWN Conversions	6/16	14/23
4th-Down Pct	38%	61%
SACKS BY-Yards	29-227	26-168
MISC YARDS	31	0
TOUCHDOWNS SCORED	40	56
FIELD GOALS-ATTEMPTS	18-24	15-20
ON-SIDE KICKS	0-3	0-2
RED-ZONE SCORES	(40-52) 77%	(42-47) 89%
RED-ZONE TOUCHDOWNS	(24-52) 46%	(33-47) 70%
PAT-ATTEMPTS	(38-38) 100%	(52-55) 95%
ATTENDANCE	142272	181395
Games/Avg Per Game	6/23712	6/30232
Neutral Site Games		0/0

SCORE BY QUARTERS	1st	2nd	3rd	4th	OT	Total
SMU	109	103	50	67	3	332
Opponents	104	115	120	90	6	435

RUSHING	GP	Att	Gain	Loss	Net	Avg	TD	Long	Avg/G
WEST, Braeden	12	202	1085	49	1036	5.1	6	66	86.3
FREEMAN, Ke'Mon	12	154	704	53	651	4.2	4	39	54.2
JONES, Xavier	2	15	142	2	140	9.3	1	49	70.0
Total.....	12	478	2265	306	1959	4.1	14	66	163.2
Opponents.....	12	498	2876	350	2526	5.1	30	67	210.5

PASSING	GP	Effic	Cmp-Att-Int	Pct	Yds	TD	Lng	Avg/G
HICKS, Ben	12	121.52	234-422-15	55.5	2930	19	88	244.2
DAVIS, Matt	1	150.71	8-17-1	47.1	155	2	52	155.0
Total.....	12	121.21	248-456-17	54.4	3168	22	88	264.0
Opponents.....	12	127.46	239-408-18	58.6	2910	22	77	242.5

RECEIVING	GP	No.	Yds	Avg	TD	Long	Avg/G
SUTTON, Courtland	12	76	1246	16.4	10	88	103.8
PROCHE, James	12	57	709	12.4	6	54	59.1
CASTILLE, Xavier	12	40	423	10.6	1	48	35.2
WEST, Braeden	12	15	92	6.1	0	18	7.7
FREEMAN, Ke'Mon	12	13	159	12.2	1	33	13.2
Total.....	12	248	3168	12.8	22	88	264.0
Opponents.....	12	239	2910	12.2	22	77	242.5

PUNT RETURNS	No.	Yds	Avg	TD	Long
PROCHE, James	12	47	3.9	0	13
Total.....	13	48	3.7	0	13
Opponents.....	19	177	9.3	0	31

KICK RETURNS	No.	Yds	Avg	TD	Long
THOMAS, Kevin	20	325	16.2	0	29
JOHNSON, Kevin	17	318	18.7	0	34
PROCHE, James	15	273	18.2	0	30
Total.....	53	933	17.6	0	34
Opponents.....	47	1118	23.8	1	99

SCORING	TD	FGs	PATs				Pass	DXP	Saf	Points
			Kick	Rush	Rcv	Pass				
WILLIAMS, Josh	0	17-22	38-38	0-0	0	0-0	0	0	89	
SUTTON, Courtland	10	0-0	0-0	0-1	0	0-0	0	0	60	
PROCHE, James	6	0-0	0-0	0-0	0	0-0	0	0	36	
WEST, Braeden	6	0-0	0-0	0-0	0	0-0	0	0	36	
FREEMAN, Ke'Mon	5	0-0	0-0	0-0	0	0-0	0	0	30	
ARMSTRONG, Michael	0	1-2	0-0	0-0	0	0-0	0	0	3	
Total.....	40	18-24	38-38	0-2	0	0-0	0	0	332	
Opponents.....	56	15-20	52-55	0-0	0	0-0	0	1	435	

TOTAL OFFENSE	GP	Plays	Rush	Pass	Total	Avg/G
HICKS, Ben	12	463	-83	2930	2847	237.2
Total.....	12	934	1959	3168	5127	427.2
Opponents.....	12	906	2526	2910	5436	453.0

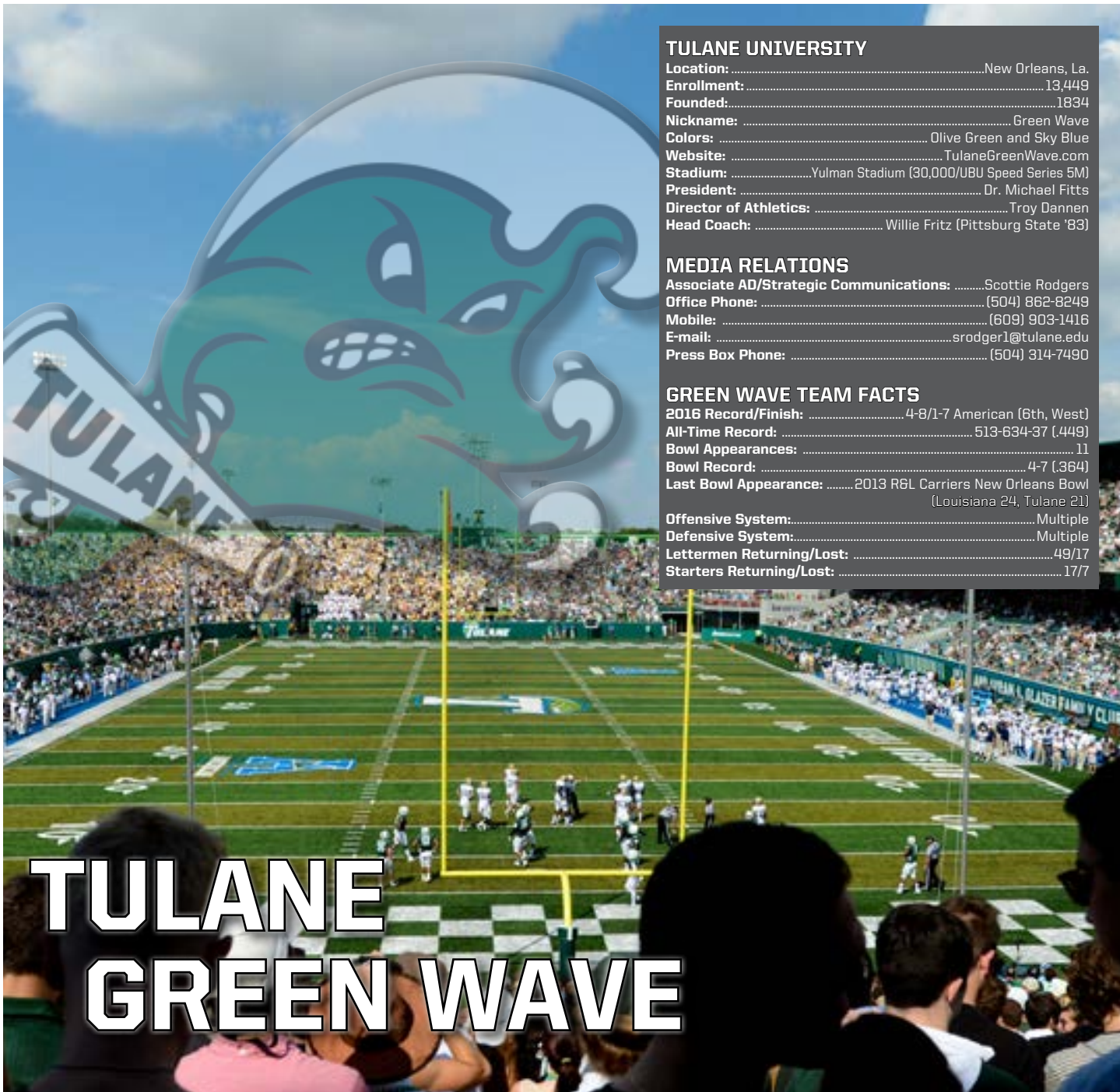
FIELD GOALS	FGM-FGA	Pct	01-19	20-29	30-39	40-49	50-99	Lg	Blk
WILLIAMS, Josh	17-22	77.3	0-0	14-14	2-5	1-3	0-0	44	0

PUNTING	No.	Yds	Avg	Long	TB	FC	I20	50+	Blkd
SACKVILLE, Jaime	71	2813	39.6	69	5	15	21	7	0
Total.....	71	2813	39.6	69	5	15	21	7	0
Opponents.....	59	2434	41.3	60	0	23	27	9	0

ALL PURPOSE	GP	Rush	Rec	PR	KOR	IR	Tot	Avg/G
SUTTON, Courtland	12	0	1246	0	0	0	1246	103.8
WEST, Braeden	12	1036	92	0	0	0	1128	94.0
PROCHE, James	12	15	709	47	273	0	1044	87.0
FREEMAN, Ke'Mon	12	651	159	0	0	0	810	67.5
THOMAS, Kevin	12	0	131	0	325	0	456	38.0
Total.....	12	1959	3168	48	933	416	6524	543.7
Opponents.....	12	2526	2910	177	1118	309	7040	586.7

DEFENSE	GP	Solo	Ast	Total	TFL/Yds	Sacks	Int	PBU	QBH	FR-Yds	FF	Blk	Saf
MITCHELL, Kyran	12	48	19	67	6.0-43	3.5-32	.	2	3	1-0	.	.	.
LAWLER, Justin	12	45	20	65	15.0-79	6.0-51	.	.	7	1-0	.	2	.
MILLINES, Darrion	12	47	17	64	.	.	5-83	4	.	.	1	.	.
CLEMONS, Rodney	12	45	11	56	2.0-10	1.0-6	1-21	4	1	.	1	.	.
WYATT, Jordan	12	39	11	50	3.0-12	.	4-97	7	.	1-0	4	.	.
Total.....	12	585	218	803	72-343	29-227	18-416	36	23	8-5	11	3	.
Opponents.....	12	571	290	861	75.0-301	26-168	17-309	50	22	7-61	10	.	1

YEAR	GP	W	L	T	HEAD COACH	BOWL	YEAR	GP	W	L	T	HEAD COACH	BOWL	
1915	7	2	5	0	Ray Morrison		1989	11	2	9	0	Forrest Gregg		
1916	10	0	8	2	Ray Morrison		1990	11	1	10	0	Forrest Gregg		
1917	8	3	2	3	J. Burton Rix		1991	11	1	10	0	Tom Rossley		
1918	6	4	2	0	J. Burton Rix		1992	11	5	6	0	Tom Rossley		
1919	10	5	4	1	J. Burton Rix		1993	11	2	7	2	Tom Rossley		
1920	10	3	5	2	Rix-Cunningham-Kelly		1994	11	1	9	1	Tom Rossley		
1921	8	1	6	1	Ray Morrison		1995	11	1	10		Tom Rossley		
1922	10	6	3	1	Ray Morrison		1996	11	5	6		Tom Rossley		
1923	9	9	0	0	Ray Morrison		1997	11	6	5		Mike Cavan		
1924	10	5	1	4	Ray Morrison	Dixie Classic	1998	2	1	1		Mike Cavan		
1925	9	5	2	2	Ray Morrison		1999	10	4	6		Mike Cavan		
1926	9	8	0	1	Ray Morrison		2000	12	3	9		Mike Cavan		
1927	9	7	2	0	Ray Morrison		2001	11	4	7		Mike Cavan		
1928	10	6	3	1	Ray Morrison		2002	12	3	9		Phil Bennett		
1929	10	6	0	4	Ray Morrison		2003	12	0	12		Phil Bennett		
1930	10	6	3	1	Ray Morrison		2004	11	3	8		Phil Bennett		
1931	11	9	1	1	Ray Morrison		2005	11	5	6		Phil Bennett		
1932	12	3	7	2	Ray Morrison		2006	12	6	6		Phil Bennett		
1933	12	4	7	1	Ray Morrison		2007	12	1	11		Phil Bennett		
1934	12	8	2	2	Ray Morrison		2008	12	1	11		June Jones		
1935	13	12	1	0	Madison Bell	Rose	2009	13	8	5		June Jones	Hawaii	
1936	10	5	4	1	Madison Bell		2010	14	7	7		June Jones	Armed Forces	
1937	11	5	6	0	Madison Bell		2011	13	8	5		June Jones	BBVA Compass	
1938	10	6	4	0	Madison Bell		2012	13	7	6		June Jones	Hawaii	
1939	10	6	3	1	Madison Bell		2013	12	5	7		June Jones		
1940	10	8	1	1	Madison Bell		2014 *	12	1	11		June Jones/Tom Mason		
1941	10	5	5	0	Madison Bell		2015	12	2	10		Chad Morris		
1942	11	3	6	2	James H. Stewart		2016	12	5	7		Chad Morris		
1943	9	2	7	0	James H. Stewart		TOTAL	1060	478	528	54			
1944	10	5	5	0	James H. Stewart		* June Jones coached the first two games of the 2014 season before Tom Mason coached the final 10 games of the year.							
1945	11	5	6	0	Madison Bell									
1946	10	4	5	1	Madison Bell									
1947	11	9	0	2	Madison Bell	Cotton								
1948	11	9	1	1	Madison Bell	Cotton								
1949	10	5	4	1	Madison Bell									
1950	10	6	4	0	Chalmer Woodard									
1951	10	3	6	1	Chalmer Woodard									
1952	10	4	5	1	Chalmer Woodard									
1953	10	5	5	0	Chalmer Woodard									
1954	10	6	3	1	Bill Meek									
1955	10	4	6	0	Bill Meek									
1956	10	4	6	0	Bill Meek									
1957	10	4	5	1	Bill Meek									
1958	10	6	4	0	Bill Meek									
1959	10	5	4	1	Hayden Fry									
1960	10	0	9	1	Hayden Fry									
1961	10	2	7	1	Hayden Fry									
1962	10	2	8	0	Hayden Fry									
1963	11	4	7	0	Hayden Fry									
1964	10	1	9	0	Hayden Fry									
1965	10	4	5	1	Hayden Fry									
1966	11	8	3	0	Hayden Fry									
1967	10	3	7	0	Hayden Fry									
1968	11	8	3	0	Hayden Fry	Bluebonnet								
1969	10	3	7	0	Hayden Fry									
1970	11	5	6	0	Hayden Fry									
1971	11	4	7	0	Hayden Fry									
1972	11	7	4	0	Hayden Fry									
1973	11	6	4	1	Dave Smith									
1974	11	6	4	1	Dave Smith									
1975	11	4	7	0	Dave Smith									
1976	11	3	8	0	Ron Meyer									
1977	11	4	7	0	Ron Meyer									
1978	11	4	6	1	Ron Meyer									
1979	11	5	6	0	Ron Meyer									
1980	12	8	4	0	Ron Meyer	Holiday								
1981	11	10	1	0	Ron Meyer									
1982	12	11	0	1	Bobby Collins									
1983	12	10	2	0	Bobby Collins	Sun								
1984	12	10	2	0	Bobby Collins	Aloha								
1985	11	6	5	0	Bobby Collins									
1986	11	6	5	0	Bobby Collins									
1987					No Games Played									
1988					No Games Played									



TULANE UNIVERSITY
 Location:New Orleans, La.
 Enrollment:13,449
 Founded:1834
 Nickname:Green Wave
 Colors:Olive Green and Sky Blue
 Website:TulaneGreenWave.com
 Stadium:Yulman Stadium (30,000/UBU Speed Series 5M)
 President:Dr. Michael Fitts
 Director of Athletics:Troy Dannen
 Head Coach:Willie Fritz (Pittsburg State '83)

MEDIA RELATIONS
 Associate AD/Strategic Communications:Scottie Rodgers
 Office Phone:(504) 862-8249
 Mobile:(609) 903-1416
 E-mail:srodger1@tulane.edu
 Press Box Phone:(504) 314-7490

GREEN WAVE TEAM FACTS
 2016 Record/Finish:4-8/1-7 American (6th, West)
 All-Time Record:513-634-37 (.449)
 Bowl Appearances:11
 Bowl Record:4-7 (.364)
 Last Bowl Appearance:2013 R&L Carriers New Orleans Bowl
 (Louisiana 24, Tulane 21)
 Offensive System:.....Multiple
 Defensive System:.....Multiple
 Lettermen Returning/Lost:49/17
 Starters Returning/Lost:17/7

**TULANE
 GREEN WAVE**



Dr. Michael Fitts
 President



Troy Dannen
 Director of Athletics



Willie Fritz
 Head Coach



Scottie Rodgers
 Communications

OFFENSE

RETURNING STARTERS (8)

Kendall Ardoin, TE
 Leeward Brown, OL
 Glen Cuiellette, QB
 Junior Diaz, C
 Terren Encalade, WR
 Dontrell Hilliard, RB
 John Leglue, OL
 Darnell Mooney, WR

Tulane had at least 100 rushing yards in all 12 games in 2016 and has reached triple digits on the ground in 15 straight games dating to 2015.

RB Dontrell Hilliard finished as the leading rusher with 759 yards last season and is one of eight returning starters on offense.

WR Terren Encalade had team highs in receptions, receiving yards and touchdown catches last season.

The Green Wave returns two players who started at quarterback last season as QB Glen Cuiellette made 10 starts and QB Jonathan Brnatley started two games in 2016.

DEFENSE

RETURNING STARTERS (8)

Ade Aruna, DE
 Jarrod Franklin, S
 Zachery Harris, LB
 Donnie Lewis Jr., CB
 Parry Nickerson, CB
 Taris Shenall, NB
 Roderic Teamer Jr., S
 Sean Wilson, NT

Tulane ranked third in The American in total defense in 2016 (364.5 ypg), trailing only Temple and Houston.

CB Parry Nickerson, who registered four interceptions last season and has 10 picks in his career, leads a group of eight returning defensive starters. Nickerson earned all-conference second team honors last season and was one of three all-conference picks on the Green Wave defense.

DE Ade Aruna finished second on the team with 5.0 sacks and had 10.0 tackles for loss last season.

SPECIAL TEAMS

RETURNING STARTERS (1)

Zachary Block, P

P Zachary Block averaged 40.8 yards per punt in 2016 and hit 10 punts of at least 50 yards.

RB Sherman Badie averaged 27.8 yards on kickoff returns and scored one touchdown. The Green Wave held opponents to 17.4 yards on kickoff returns and 2.1 yards on punt returns.

STORYLINES

Tulane led The American in turnover margin last season. The Green Wave had 27 takeaways and committed only 18 turnovers in 2016.

Willie Fritz has not had back-to-back losing seasons in his 20 years as an NCAA head coach. Fritz' teams have improved by an average of 2.3 wins from his first year to his second at his three previous head coaching stops.

Tulane's 17 returning starters rank second among American Athletic Conference teams.



Running back Dontrell Hilliard

2017 SCHEDULE



Grambling State
9/2



at Navy
9/9



at Oklahoma
9/16



Army
9/23



Tulsa
10/7



at Florida International
10/14

10/21

USF



Friday

10/27

at Memphis



11/4

Cincinnati



11/11

at East Carolina



11/18

Houston



11/25

at SMU



Willie Fritz Head Coach

Embarking on his second season at the helm of Tulane football in 2017, Willie Fritz enters the season just three wins away from reaching 200 for his coaching career.

Of his 197 wins, 61 have come on the NCAA Division I level (Football Bowl Subdivision and Football Championship Subdivision) and 158 of his wins have come at NCAA institutions. The 2017 season marks his 25th as a collegiate head coach and 21st leading an NCAA program at the Division I or Division II level.

In his first season in the Crescent City, he guided Tulane to a 4-8 record and earned his first American Athletic Conference victory in the team's season finale at UConn. The Green Wave posted 30 or more points in five games in 2006, four of which were in wins.

The Shawnee Mission, Kansas, native was named the Green Wave's 40th head coach on Dec. 15, 2015. At that time, he brought 33 years of collegiate experience as a football student-athlete or coach to Tulane, having led teams to six combined conference championships (one at every level he had coached) and two bowl appearances. He was twice named the national coach of the year, including the American Football Coaches Association FCS Coach of the Year in 2011 and the Liberty Mutual FCS Coach of the Year in 2012.

Fritz, came to Tulane from Georgia Southern, where he spent two seasons and led the Eagles to a combined record of 17-7, a 2014 Sun Belt Conference title and the school's first NCAA postseason bowl game with their berth in the 2015 GoDaddy.com Bowl. Georgia Southern concluded the 2015 regular season with an 8-4 overall record, including a mark of 6-2 in conference play.

Fritz led the Eagles to a 9-3 overall record and a perfect mark of 8-0 in conference play during his first season at Georgia Southern in 2014, and was named the Sun Belt Coach of the Year.

Prior to Georgia Southern, Fritz served as head coach at Sam Houston State from 2010-13, where he led the team to back-to-back Southland Conference titles, NCAA FCS championship appearances in 2011 and 2012, and a third-straight playoff berth in 2013.

The Liberty Mutual Coach of the Year at the FCS level in 2012, Fritz was recognized nationally in 2011 as the American Football Coaches Association Coach of the Year. Honored as the AFCA Regional Coach of the Year in 2011 and 2012, Fritz was the Southland Conference Coach of the Year in 2011 after his team went 7-0 in conference play.

In 2011 and 2012, Sam Houston State posted the two highest single-season win totals in program history with marks of 14-1 (2011) and 11-4 (2012) and Bearkat players were showered with accolades. All-America status from national coaching and media outlets were bestowed on 11 Sam Houston State players during his tenure.



After a highly successful tenure at Blinn College, averaging nearly 10 wins a season during his four years there, Fritz left to revitalize a Central Missouri program and guided it to 11 winning seasons. The NCAA Division II program's ledger included two 10-win seasons with the 2001 Mule squad earning its first postseason trip in more than 30 years.

In 2002, Central Missouri made its first appearance in the NCAA Division II Championship and was the Mid-America Athletic Association co-champion a year later. He was the only coach to win seven or more games in eight consecutive seasons and his victory total ranked him 15th among active Division II coaches at the time. More than 150 Mules were recognized with All-MIAA honors with 41 first-team selections and 24 All-Americans.

Under Fritz, Central Missouri recorded a graduation rate of 84 percent with 144 MIAA Commissioner's Academic Honor Roll recipients, 14 Academic All-Region and three Academic All-Americans.

Fritz was also the head coach at Blinn College, where he turned around a program that had only five wins in its previous three seasons.

From 1993-96, Fritz and the Buccaneers would rack up 39 victories against only five losses with a tie and claim two national junior college championships. He was inducted into the NJCAA Football Hall of Fame for the environment of success he created at Blinn.

Fritz played on two conference title teams and was a four-starter at defensive back at Pittsburg State and remained at his alma mater as a student assistant coach for his alma mater in 1982. Early coaching stops included a year at Shawnee Mission Northwest High School (Kansas) in 1983 and Willis High School (Texas) in 1986, with his return to Sam Houston State for graduate school in between those years.

Willie Fritz At A Glance

Family: Wife - Susan; Children - Wesley, Lainie, Brooke
Alma Mater (Year): Pittsburg State (1983)
Hired at Tulane: Dec. 15, 2016

Collegiate/Professional Career:

1982	Graduate Assistant, Pittsburg State
1984-85	Graduate Assistant, Sam Houston State
1987-90	Defensive Coordinator, Coffeyville CC
1991-92	Defensive Backs/Special Teams, Sam Houston State
1993-96	Head Coach, Blinn College
1997-2009	Head Coach, Central Missouri
2010-13	Head Coach, Sam Houston State
2014-15	Head Coach, Georgia Southern
2015-	Head Coach, Tulane

Assistant Coaches

Alex Atkins
Assistant Head Coach/Offensive Line

Doug Ruse
Offensive Coordinator/Quarterbacks

Jack Curtis
Defensive Coordinator

Jamaal Fobbs
Running Backs

Kevin Peoples
Defensive Line

Michael Mutz
Linebackers

Jeff Conway
Receivers

Chris Hampton
Defensive Backs

Slade Nagle
Tight Ends

Willie Fritz Year-By-Year

YEAR	SCHOOL	OVERALL	CONFERENCE	BOWL/POSTSEASON	FINAL RANK
1997	Central Missouri	5-6	4-5		
1998	Central Missouri	8-3	6-3		
1999	Central Missouri	7-4	5-4		
2000	Central Missouri	7-4	5-4		
2001	Central Missouri	10-2	7-2		
2002	Central Missouri	10-2	8-1	0-1 NCAA Division II Championship	
2003	Central Missouri	9-2	7-2		
2004	Central Missouri	7-4	5-4		
2005	Central Missouri	7-3	5-3		
2006	Central Missouri	5-6	3-6		
2007	Central Missouri	7-4	6-3		
2008	Central Missouri	7-4	5-4		
2009	Central Missouri	9-3	6-3		
2010	Sam Houston State	6-5	4-3		
2011	Sam Houston State	14-1	7-0	4-1 NCAA FCS Championship	
2012	Sam Houston State	11-4	6-1	4-1 NCAA FCS Championship	
2013	Sam Houston State	9-5	4-3	2-1 NCAA FCS Championship	
2014	Georgia Southern	9-3	8-0		
2015 *	Georgia Southern	8-4	6-2		
2016	Tulane	4-8	1-7		

* Fritz coached the first 12 games for Georgia Southern in 2015, but did not coach in the GoDaddy Bowl

Central Missouri Record (13 years)	97-47 .674	72-44 .621	0-1 .000
Sam Houston State Record (four years)	40-15 .727	31-10 .756	10-3 .769
Georgia Southern Record (two years)	18-7 .720	14-2 .875	0-0 -
Tulane Record (one year)	4-8 .333	1-7 .125	0-0 -
Career Record (20 years)	159-77 .673	118-63 .652	10-4 .714

All-Time Tulane Coaches

	TENURE	W	L	T	PCT
T.L. Bayne	1983, 1895	4	4	0	.500
Fred Sweet	1894	0	4	0	.000
Herry Baum	1896	3	2	0	.600
John Lombard	1898	1	1	0	.500
H.H. Collier	1899	0	6	1	.071
H.T. Summersgill	1900-01	10	1	0	.909
Virginius Dabney	1902	1	4	2	.286
Charles Eshleman	1903	2	2	1	.500
T. Barry/J. Janvier	1904	5	2	0	.714
J. Tobin/H. Ludlow	1905	0	1	0	.000
John Russ	1906	0	4	1	.100
Joe Curtis	1907-08	10	3	0	.769
Buster Brown	1909	4	3	2	.556
A.A. Mason	1910-12	10	13	1	.438
A.C. Hoffman	1913	3	5	0	.357
E.R. Sweetland	1914	3	3	1	.550
Clark Shaughnessy	1915-20, 1922-26	59	26	6	.681
Myron Fuller	1921	4	6	0	.400
Bernie Bierman	1927-31	36	10	2	.771
Ted Cox	1932-35	28	10	2	.725
Lowell "Red" Dawson	1936-41	36	19	4	.644
Claude Simons Jr.	1942-45	13	17	1	.435
Henry E. Frnka	1946-51	31	23	4	.569
Raymond Wolf	1952-53	6	13	1	.325
Andy Pilney	1954-61	25	49	6	.350
Tommy O'Boyle	1962-65	6	33	1	.163
Jim Pittman	1966-70	21	30	1	.413
Bennie Ellender	1971-75	27	29	0	.482
Larry Smith	1976-79	18	27	0	.400
Vince Gibson	1980-82	17	17	0	.500
Wally English	1983-84	5	17*	0	.227
Mack Brown	1985-87	11	23	0	.324
Greg Davis	1988-	14	31	0	.311
Buddy Teevens	1992-96	11	45*	0	.196
Tommy Bowden	1997-98	18	4		.818
Chris Scelfo#	1998-2006	37	57		.394
Bob Toledo	2007-2011	15	40		.272
Mark Hutson^	2011	0	6		.000
Curtis Johnson	2012-15	15	34		.306
Willie Fritz	2016	4	8		.333
Total		513	634	37	.449

2016 RESULTS (3-9, 1-7 American)

Date	Opponent	Result
9/1	at Wake Forest	L, 3-7
9/10	Southern	W, 66-21
9/17	Navy *	L, 15-20
9/24	Louisiana	4ot W, 41-39
10/1	at Massachusetts	W, 31-24
10/14	Memphis *	L, 14-24
10/22	at Tulsa *	L, 27-50
10/29	SMU *	L, 31-35
11/5	at UCF *	L, 6-37
11/12	at Houston *	L, 18-30
11/19	Temple *	L, 0-31
11/26	at UConn *	W, 38-13

TEAM STATISTICS

	TULANE	OPP
SCORING	289	332
Points Per Game	24.1	27.7
Points Off Turnovers	69	67
FIRST DOWNS	208	216
Rushing	131	100
Passing	59	98
Penalty	18	18
RUSHING YARDAGE	2737	1911
Yards gained rushing	3012	2256
Yards lost rushing	275	345
Rushing Attempts	591	472
Average Per Rush	4.6	4.0
Average Per Game	228.1	159.2
TDs Rushing	25	20
PASSING YARDAGE	1360	2463
Comp-Att-Int	109-258-8	187-344-12
Average Per Pass	5.3	7.2
Average Per Catch	12.5	13.2
Average Per Game	113.3	205.2
TDs Passing	10	17
TOTAL OFFENSE	4097	4374
Total Plays	849	816
Average Per Play	4.8	5.4
Average Per Game	341.4	364.5
KICK RETURNS: #-Yards	32-712	30-522
PUNT RETURNS: #-Yards	15-62	15-31
INT RETURNS: #-Yards	12-216	8-147
KICK RETURN AVERAGE	22.2	17.4
PUNT RETURN AVERAGE	4.1	2.1
INT RETURN AVERAGE	18.0	18.4
FUMBLES-LOST	15-10	19-15
PENALTIES-Yards	77-661	66-585
Average Per Game	55.1	48.8
PUNTS-Yards	73-2888	71-2845
Average Per Punt	39.6	40.1
Net punt average	37.8	36.9
KICKOFFS-Yards	51-3007	60-3738
Average Per Kick	59.0	62.3
Net kick average	39.4	39.2
TIME OF POSSESSION/Game	32:23	27:37
3RD-DOWN Conversions	52/187	81/189
3rd-Down Pct	28%	43%
4TH-DOWN Conversions	20/36	3/9
4th-Down Pct	56%	33%
SACKS BY-Yards	28-175	21-139
MISC YARDS	1	0
TOUCHDOWNS SCORED	37	42
FIELD GOALS-ATTEMPTS	10-16	12-15
ON-SIDE KICKS	0-5	1-2
RED-ZONE SCORES	(32-42) 76%	(36-42) 86%
RED-ZONE TOUCHDOWNS	(25-42) 60%	(27-42) 64%
PAT-ATTEMPTS	(33-34) 97%	(36-38) 95%
ATTENDANCE	136310	150526
Games/Avg Per Game	6/22718	6/25088
Neutral Site Games		0/0

SCORE BY QUARTERS	1st	2nd	3rd	4th	OT	Total
Tulane	75	64	65	60	25	289
Opponents	76	75	68	90	23	332

RUSHING	GP	Att	Gain	Loss	Net	Avg	TD	Long	Avg/G
HILLIARD, Dontrell	12	135	771	12	759	5.6	9	67	63.2
ROUNDS, Josh	12	125	765	7	758	6.1	7	84	63.2
THOMPSON, Lazedrick	12	87	513	7	506	5.8	7	45	42.2
CUIELLETTE, Glen	12	120	378	162	216	1.8	1	26	18.0
BRANTLEY, Jonathan	8	46	259	57	202	4.4	0	63	25.2
Total.....	12	591	3012	275	2737	4.6	25	84	228.1
Opponents.....	12	472	2256	345	1911	4.0	20	62	159.2

PASSING	GP	Effic	Cmp-Att-Int	Pct	Yds	TD	Lng	Avg/G
CUIELLETTE, Glen	12	96.18	101-237-8	42.6	1309	10	46	109.1
BRANTLEY, Jonathan	8	58.50	8-21-0	38.1	51	0	12	6.4
Total.....	12	93.12	109-258-8	42.2	1360	10	46	113.3
Opponents.....	12	123.83	187-344-12	54.4	2463	17	54	205.2

RECEIVING	GP	No.	Yds	Avg	TD	Long	Avg/G
ENCALADE, Terren	12	36	500	13.9	6	38	41.7
MOONEY, Darnell	12	24	267	11.1	2	25	22.2
DACE, Larry	11	15	169	11.3	0	21	15.4
HILLIARD, Dontrell	12	9	114	12.7	0	33	9.5
Total.....	12	109	1360	12.5	10	46	113.3
Opponents.....	12	187	2463	13.2	17	54	205.2

PUNT RETURNS	No.	Yds	Avg	TD	Long
HILLIARD, Dontrell	7	25	3.6	0	10
Total.....	15	62	4.1	0	23
Opponents.....	15	31	2.1	0	9

KICK RETURNS	No.	Yds	Avg	TD	Long
BADIE, Sherman	15	417	27.8	1	86
GLENN, Devin	11	191	17.4	0	31
Total.....	32	712	22.2	1	86
Opponents.....	30	522	17.4	0	39

SCORING	TD	FGs	Kick	Rush	Rcv	Pass	DXP	Saf	Points
DIROCCO, Andrew	0	10-16	32-33	0-0	0	0-0	0	0	62
HILLIARD, Dontrell	9	0-0	0-0	0-0	0	0-0	0	0	54
ROUNDS, Josh	7	0-0	0-0	0-0	1	0-0	0	0	44
THOMPSON, Lazedrick	7	0-0	0-0	0-0	0	0-0	0	0	42
ENCALADE, Terren	6	0-0	0-0	0-0	0	0-0	0	0	36
Total.....	37	10-16	33-34	0-0	2	2-3	0	0	289
Opponents.....	42	12-15	36-38	1-2	1	1-2	1	1	332

TOTAL OFFENSE	GP	Plays	Rush	Pass	Total	Avg/G
CUIELLETTE, Glen	12	357	216	1309	1525	127.1
Total.....	12	849	2737	1360	4097	341.4
Opponents.....	12	816	1911	2463	4374	364.5

FIELD GOALS	FGM-FGA	Pct	01-19	20-29	30-39	40-49	50-99	Lg	Blk
DIROCCO, Andrew	10-16	62.5	0-0	5-5	1-3	4-8	0-0	48	2

PUNTING	No.	Yds	Avg	Long	TB	FC	I20	50+	Blkd
BLOCK, Zachary	68	2772	40.8	62	5	25	21	10	0
Total.....	73	2888	39.6	62	5	25	25	10	1
Opponents.....	71	2845	40.1	69	8	21	23	12	2

ALL PURPOSE	GP	Rush	Rec	PR	KOR	IR	Tot	Avg/G
HILLIARD, Dontrell	12	759	114	25	18	0	916	76.3
ROUNDS, Josh	12	758	84	0	0	0	842	70.2
BADIE, Sherman	8	169	13	23	417	0	622	77.8
ENCALADE, Terren	12	41	500	0	0	0	541	45.1
THOMPSON, Lazedrick	12	506	0	0	0	0	506	42.2
Total.....	12	2737	1360	62	712	216	5087	423.9
Opponents.....	12	1911	2463	31	522	147	5074	422.8

DEFENSE	GP	Solo	Ast	Total	TFL/Yds	Sacks	Int	PBU	QBH	FR-Yds	FF	Blk	Saf
MARLEY, Nico	12	55	33	88	14.0-56	3.0-23	1-0	1	1	2-0	3	.	.
FRANKLIN, Jarrod	12	44	34	78	1.5-5	1.0-5	1-0	1	.	1-0	1	2	.
SMART, Taniel	12	34	33	67	18.5-72	5.5-32	.	.	2	1-0	1	.	.
TEAMER, Roderic	12	36	22	58	4.0-19	2.0-12	1-0	1	2	.	1	.	.
HARRIS, Zachery	9	23	22	45	4.0-10
Total.....	12	473	292	765	87-327	28-175	12-216	28	13	15-34	11	3	.
Opponents.....	12	486	388	874	73.0-256	21-139	8-147	36	20	10-30	7	4	1

YEAR	GP	W	L	T	HEAD COACH	BOWL	YEAR	GP	W	L	T	HEAD COACH	BOWL
1893	3	1	2	0	T.L. Bayne		1967	10	3	7	0	Jim Pittman	
1894	4	0	4	0	Fred Sweet		1968	10	2	8	0	Jim Pittman	
1895	5	3	2	0	T.L. Bayne		1969	10	3	7	0	Jim Pittman	
1896	5	3	2	0	Harry Baum		1970	12	8	4	0	Jim Pittman	Liberty
1897	No Games Played						1971	11	3	8	0	Bennie Ellender	
1898	2	1	1	0	John Lombard		1972	11	6	5	0	Bennie Ellender	
1899	7	0	6	1	H.H. Collier		1973	12	9	3	0	Bennie Ellender	Bluebonnet
1900	5	5	0	0	H.T. Summersgill		1974	11	5	6	0	Larry Smith	
1901	6	5	1	0	H.T. Summersgill		1975	11	4	7	0	Larry Smith	
1902	7	1	4	2	V. Dabney/C. Green		1976	11	2	9	0	Larry Smith	
1903	5	2	2	1	C. Eshelman/R. Wood		1977	11	3	8	0	Larry Smith	
1904	7	5	2	0	T. Berry/J. Janvier		1978	11	4	7	0	Vince Gibson	
1905	1	0	1	0	J. Tobin/H. Ludlow		1979	12	9	3	0	Vince Gibson	Liberty
1906	5	0	4	1	John Russ		1980	12	7	5	0	Vince Gibson	Hall of Fame
1907	5	3	2	0	Joe Curtis		1981	11	6	5	0	Wally English	
1908	8	7	1	0	Joe Curtis		1982	11	4	7	0	Wally English	
1909	9	4	3	2	Buster Brown		1983	11	2	9	0	Mack Brown	
1910	7	0	7	0	A.A. Mason		1984	11	3	8	0	Mack Brown	
1911	9	5	3	1	A.A. Mason		1985	11	1	10	0	Mack Brown	
1912	8	5	3	0	A.A. Mason		1986	11	4	7	0	Greg Davis	
1913	8	3	5	0	A.C. Hoffman		1987	12	6	6	0	Greg Davis	Independence
1914	7	3	3	1	E.R. Sweetland		1988	11	5	6	0	Greg Davis	
1915	8	4	4	0	Clark Shaughnessy		1989	12	4	8	0	Greg Davis	
1916	8	4	3	1	Clark Shaughnessy		1990	11	4	7	0	Buddy Teevens	
1917	9	5	3	1	Clark Shaughnessy		1991	11	1	10	0	Buddy Teevens	
1918	6	4	1	1	Clark Shaughnessy		1992	11	2	9	0	Buddy Teevens	
1919	8	6	2	0	Clark Shaughnessy		1993	12	4	8	0	Buddy Teevens	
1920	8	6	2	0	Clark Shaughnessy		1994	11	1	10	0	Buddy Teevens	
1921	11	4	6	1	Myron Fuller		1995	11	2	9	0	Buddy Teevens	
1922	8	4	4	0	Clark Shaughnessy		1996	11	2	9	0	Buddy Teevens	
1923	10	6	3	1	Clark Shaughnessy		1997	11	7	4	0	Tommy Bowden	
1924	10	8	1	1	Clark Shaughnessy		1998	12	12	0	T. Bowden/C. Scelfo	Liberty	
1925	10	9	0	1	Clark Shaughnessy		1999	11	3	8	0	Chris Scelfo	
1926	9	3	5	1	Clark Shaughnessy		2000	11	6	5	0	Chris Scelfo	
1927	7	2	5	0	Bernie Bierman		2001	12	3	9	0	Chris Scelfo	
1928	9	6	3	0	Bernie Bierman		2002	13	8	5	0	Chris Scelfo	Hawaii
1929	9	9	0	0	Bernie Bierman		2003	12	5	7	0	Chris Scelfo	
1930	9	8	1	0	Bernie Bierman		2004	11	5	6	0	Chris Scelfo	
1931	12	11	1	0	Bernie Bierman	Rose	2005	11	2	9	0	Chris Scelfo	
1932	9	6	2	1	Ted Cox		2006	12	4	8	0	Chris Scelfo	
1933	10	6	3	1	Ted Cox	Sugar	2007	12	4	8	0	Bob Toledo	
1934	11	10	1	0	Ted Cox		2008	12	2	10	0	Bob Toledo	
1935	10	6	4	0	Ted Cox		2009	12	3	9	0	Bob Toledo	
1936	10	6	3	1	Lowell Dawson		2010	12	4	8	0	Bob Toledo	
1937	10	5	4	1	Lowell Dawson		2011	13	2	11	0	B. Toledo/M. Hutson	
1938	10	7	2	1	Lowell Dawson		2012	12	2	10	0	Curtis Johnson	
1939	10	8	1	1	Lowell Dawson	Sugar	2013	13	7	6	0	Curtis Johnson	New Orleans
1940	10	5	5	0	Lowell Dawson		2014	12	3	9	0	Curtis Johnson	
1941	9	5	4	0	Lowell Dawson		2015	12	3	9	0	Curtis Johnson	
1942	9	4	5	0	Claude Simons		2016	12	4	8	0	Willie Fritz	
1943	6	3	3	0	Claude Simons		TOTAL	1189	513	634	37		
1944	7	4	3	0	Claude Simons								
1945	9	2	6	1	Claude Simons								
1946	10	3	7	0	Henry E. Frnka								
1947	9	2	5	2	Henry E. Frnka								
1948	10	9	1	0	Henry E. Frnka								
1949	10	7	2	1	Henry E. Frnka								
1950	9	6	2	1	Henry E. Frnka								
1951	10	4	6	0	Henry E. Frnka								
1952	10	5	5	0	Raymond Wolf								
1953	10	1	8	1	Raymond Wolf								
1954	10	1	6	3	Andy Pilney								
1955	10	5	4	1	Andy Pilney								
1956	10	6	4	0	Andy Pilney								
1957	10	2	8	0	Andy Pilney								
1958	10	3	7	0	Andy Pilney								
1959	10	3	6	1	Andy Pilney								
1960	10	3	6	1	Andy Pilney								
1961	10	2	8	0	Andy Pilney								
1962	10	0	10	0	Tommy O'Boyle								
1963	10	1	8	1	Tommy O'Boyle								
1964	10	3	7	0	Tommy O'Boyle								
1965	10	2	8	0	Tommy O'Boyle								
1966	10	5	4	1	Jim Pittman								



UNIVERSITY OF TULSA

Location:Tulsa, Okla.
 Enrollment:4,100
 Founded:1894
 Nickname:Golden Hurricane
 Colors:Old Gold, Royal Blue and Crimson
 Website:TulsaHurricane.com
 Stadium:H.A. Chapman Stadium (30,000/FieldTurf)
 President:Dr. Gerard Clancy
 Director of Athletics:Dr. Derrick Gragg
 Head Coach:Philip Montgomery (Tarleton State '95)

MEDIA RELATIONS

Senior Associate AD/Communications: Don Tomkalski
 Office Phone:(918) 631-3200
 Mobile:(918) 640-0683
 E-mail:donald-tomkalski@utulsa.edu
 Press Box Phone:(918) 631-5513

GOLDEN HURRICANE TEAM FACTS

2016 Record/Finish: 10-3/6-2 American (2nd, West)
 All-Time Record: 618-482-27 (.563)
 Bowl Appearances:21
 Bowl Record:10-11 (.477)
 Last Bowl Appearance:2016 Miami Beach Bowl
 (Tulsa 55, Central Michigan 10)
 Offensive System:..... Spread
 Defensive System:.....4-3
 Lettermen Returning/Lost:49/19
 Starters Returning/Lost:14/10

**TULSA
 GOLDEN HURRICANE**



Dr. Gerard Clancy
 President



Dr. Derrick Gragg
 Director of Athletics



Philip Montgomery
 Head Coach



Don Tomkalski
 Communications

OFFENSE

RETURNING STARTERS (7)

Tyler Bowling, OG
 D'Angelo Brewer, RB
 Justin Hobbs, WR
 Chandler Miller, C
 Chris Minter, TE
 Evan Plagg, OT
 Willie Wright, OT

Tulsa ranked fourth nationally and led The American in total offense (572.0 ypg) in 2016.

RB D'Angelo Brewer ranked second in The American in rushing last season (119.6 ypg), trailing only former teammate James Flanders (125.3 ypg). Brewer earned second-team all-conference honors in 2016.

The Golden Hurricane returns three all-conference offensive linemen as C Chandler Miller earned first-team honors and OG Tyler Bowling and OT Evan Plagg were second-team choices.

Tulsa will have to replace QB Dane Evans, who finished his career as the program's all-time passing leader.

DEFENSE

RETURNING STARTERS (6)

Jesse Brubaker, DE
 Keanu Hill, CB
 Jordan Mitchell, S
 Jeremy Smith, DE
 Craig Suits, LB
 Kerwin Thomas, CB

LB Craig Suits earned freshman All-America honors in 2014, but was limited to 11 games and 47 tackles in 2015, registered 79 stops in 2016 and enters his fourth year as a starter.

DE Jesse Brubaker finished seventh in The American in tackles for loss in 2016 (13.5). Brubaker had 5.5 sacks, two interceptions and 57 tackles as well.

Tulsa returns three of the four starters in the secondary from last year. CB Kerwin Thomas and CB Keanu Hill both saw regular action, as did CB Reggie Robinson, who made seven starts. S Jordan Mitchell started all 13 games last year and was fourth on the team with 61 tackles

SPECIAL TEAMS

RETURNING STARTERS (1)

Redford Jones, K

K Redford Jones was the top-scoring kicker in The American last year as he averaged 10.0 points per game. Jones hit 21 of 26 field goal attempts and was 17-for-18 from inside 40 yards.

RB Bishop Louie averaged 22.6 yards on kickoff returns. The Golden Hurricane did not have a special teams touchdown in 2016, nor did Tulsa allow a TD on special teams.

STORYLINES

Tulsa became the first team in major college football history to have a 3,000-yard passer, two 1,000-yard rushers and two 1,000-yard receivers, but only D'Angelo Brewer returns from that group.

The three teams that defeated Tulsa in 2016 won a combined 29 games last year.

Tulsa has reached double digits in wins five times in the last 10 years, including last season's 10-3 showing.



Running back D'Angelo Brewer

2017 SCHEDULE

 at Oklahoma State 8/31 Thursday	 Louisiana 9/9	 at Toledo 9/16	 New Mexico 9/23	 Navy 9/30 Thursday	 at Tulane 10/7
10/14 Houston 	10/21 at UConn 	Friday 10/27 at SMU 	Friday 11/3 Memphis 	Thursday 11/16 at USF 	11/25 Temple 

Philip Montgomery

Head Coach

Considered one of the brightest offensive minds in college football, Montgomery became The University of Tulsa's 29th head football coach Dec. 11, 2014.

In his second season with the Golden Hurricane, Montgomery led Tulsa to a 10-3 season, capped by a 55-10 win against Central Michigan in the Miami Beach Bowl. He enters the 2017 season with a 16-10 record at Tulsa.

Montgomery became the fourth coach in school history to take his first two teams to bowl games. In addition to last year's appearance in the Miami Beach Bowl, Montgomery led the Golden Hurricane to the Camping World Independence Bowl in 2015 after Tulsa turned in a six-win season.

Tulsa made history in 2016 under Montgomery as the Golden Hurricane became the first team in college football history to finish with a 3,000-yard passer (Dane Evans), two 1,000-yard rushers (James Flanders and D'Angelo Brewer) and two 1,000-yard receivers (Keevan Lucas and Josh Atkinson). Tulsa led the American Athletic Conference in total offense (527.0 ypg), was second in scoring offense (42.5 ppg) and placed seven players on the American Athletic Conference's first or second all-conference team.

Tulsa's turnaround under Montgomery came after the Golden Hurricane won a combined five games in the two seasons before his arrival.

Before coming to Tulsa, Montgomery logged nearly two decades of coaching experience, including seven seasons (2008-14) at Baylor University, where he most recently served as the offensive coordinator for the Big 12 powerhouse. The Bears posted 10 or more wins in three of his last four years, including 11 victories in each of the last two seasons. In 2014, Baylor produced an 11-1 record and ranked as high as No. 4 in the Associated Press poll.

In his career, Montgomery has tutored several award-winning quarterbacks, including Big 12 Player of the Year Bryce Petty, Heisman Trophy winner Robert Griffin III, Baylor All-American Nick Florence, Conference USA MVP Kevin Kolb and Houston standout Case Keenum.

Following Baylor's record-breaking 2013 Big 12 championship season, Montgomery was honored as the Offensive Coordinator of the Year by FootballScoop.com and was named a finalist for the Broyles Award given to the nation's top assistant. In 2011, Montgomery was named the National Offensive Coordinator of the Year by Rivals.com and was the Quarterback Coach of the Year by SpeedTracs/FootballScoop.com.

Montgomery has called plays for an offense ranked among the nation's top two in each of the past four seasons. In 12 games this year, Baylor's 581.3 yards per game and 48.8 points lead the nation. The Bears led the nation in total offense in 2013 (618.8 ypg) and ranked second in both 2012 (572.2) and 2011 (587.1). Baylor's passing attack has ranked among the top five in that same span - fifth in both 2014 (346.2 ypg) and 2013 (359.1) and fourth in both 2012 (340.5) and 2011 (351.5).



For three straight seasons, each with a different quarterback, Montgomery's pupils have earned All-America honors. In 2013, Petty joined the list after throwing for 4,200 yards and 32 TDs. Petty finished seventh in the Heisman Trophy voting and was named the unanimous Big 12 Offensive Player of the Year.

The Bears finished the 2011 season with a 10-3 record, including a memorable 67-56 Alamo Bowl win over Washington, and ranked 12th (coaches) and 13th (AP) in the final national polls. The 2011 Baylor offense set or tied 101 offensive school records.

In 2010 Montgomery coached honorable mention All-American and NFL Draftee Jay Finley, who broke the Baylor single-season rushing record by gaining 1,218 yards. Griffin III set or tied 11 school records, including the then-single-season passing mark with 3,501 yards. In all, Montgomery assisted a Baylor offense that established 55 school records and ranked 13th nationally (475.3 ypg) that season.

Montgomery arrived at Baylor following five seasons coaching the offensive backfield at Houston, and serving as co-offensive coordinator in 2006 and 2007. During his Houston tenure, the Cougar offense ranked as one of the nation's most prolific. In the 2007 regular season, Houston ranked fourth nationally in total offense (513.1 ypg), 10th in rushing offense (239.9 ypg), 17th in scoring offense (36.3 ppg) and 27th in passing offense (273.2 ypg).

Prior to joining the Cougars' coaching staff, Montgomery served one year as the offensive coordinator at Denton (Texas) High School and helped that team compile a 10-2 record and the 2002 Bi-district crown. Before that, Montgomery spent six seasons as the quarterback and backfield coach at Stephenville High School, where he was part of a program that won back-to-back Class 4A Division II state championships.

A four-year letterman at Tarleton State, Montgomery began his coaching career as a student assistant coach at his alma mater.

Philip Montgomery At A Glance

Hometown: Eastland, Texas
Family: Wife - Ashli; Children - Cannon, Maci
Alma Mater (Year): Tarleton State (1995)
Hired at Tulsa: Dec. 11, 2014

Collegiate/Professional Career:

2003-05 RB/QB Coach, Houston
 2006-07 Co-Offensive Coord./RB/QB Coach, Houston
 2008-11 Co-Offensive Coord./RB/QB Coach, Baylor
 2012-14 Offensive Coord./QB Coach Baylor
 2015- Head Coach, Tulsa

Assistant Coaches

Brian Norwood
 Associate Head Coach/Co-Defensive Coordinator/
 Safeties

Bill Young
 Co-Defensive Coordinator/Defensive Line

Jermial Ashley
 Defensive Line

Mike Bloesch
 Offensive Line

Aaron Fletcher
 Cornerbacks

Joseph Gillespie
 Linebackers

Justin Hill
 Running Backs

Calvin Lowry
 Receivers

Beau Trahan
 Quarterbacks

Philip Montgomery Year-By-Year

YEAR	SCHOOL	OVERALL	CONFERENCE	BOWL	FINAL RANK
2015	Tulsa	6-7	3-5	Independence (lost to Virginia Tech, 55-52)	
2016	Tulsa	10-3	6-2	Miami Beach (defeated Central Michigan, 55-10)	rv/rv
Career Record (two years)		16-10	9-7	1-1	
		.615	.563	.500	

All-Time Tulsa Coaches

	TENURE	W	L	T	PCT
Norman Leard	1895-97	5	2	0	.714
Fred Taylor	1898-99	1	1	1	.500
Harvey Allen	1912	1	3	0	.250
George Evans	1913	5	2	0	.714
Sam McBirney	1908, 1914-16	25	6	1	.806
Hal Medford	1917	0	8	1	.000
Arthur Smith	1918	1	2	0	.333
Francis Schmidt	1919-21	24	3	2	.889
Howard Acher	1922-24	12	11	2	.522
Elmer Henderson	1925-35	70	25	5	.737
Vic Hurt	1936-38	15	9	5	.625
Chet Benefiel	1939-40	11	8	1	.589
Henry Frnka	1941-45	40	9	1	.816
J. O. Brothers	1946-52	45	25	4	.635
Bernie Witucki	1953-54	3	18	0	.143
Bobby Dobbs	1955-60	30	28	2	.517
Glenn Dobbs	1961-68	45	37	0	.549
Vince Carillot	1969	1	9	0	.100
Claude Gibson	1970-72	11	16	0	.407
F. A. Dry	1972-76	31	18	1	.633
John Cooper	1977-84	57	31	0	.648
Don Morton	1985-86	13	9	0	.591
George Henshaw	1987	3	8	0	.273
David Rader	1988-99	49	80	1	.376
Pat Henderson	1999	1	3	0	.250
Keith Burns	2000-02	7	28	0	.200
Steve Kragthorpe	2003-06	29	22	0	.569
Todd Graham	2007-10	36	17	0	.679
Bill Blankenship	2011-14	24	27	0	.471
Philip Montgomery	2015-16	16	10	0	.615
Total		618	482	27	.563

2016 RESULTS (10-3, 6-2 American)

Date	Opponent	Result
9/3	San Jose State	W, 45-10
9/10	at Ohio State	L, 3-48
9/17	North Carolina A&T	W, 58-21
9/24	at Fresno State	2ot W, 48-41
10/7	SMU *	ot W, 43-40
10/15	at Houston *	L, 31-38
10/22	Tulane *	W, 50-27
10/29	at Memphis *	W, 59-30
11/5	East Carolina *	W, 45-24
11/12	at Navy *	L, 40-42
11/19	at UCF *	W, 35-20
11/25	Cincinnati *	ot W, 40-37
12/19	vs. Central Michigan ¹	W, 55-10

¹ Miami Beach Bowl, Miami, Fla.

TEAM STATISTICS

	TULSA	OPP
SCORING	552	388
Points Per Game	42.5	29.8
Points Off Turnovers	103	66
FIRST DOWNS	373	261
Rushing	182	107
Passing	165	138
Penalty	26	16
RUSHING YARDAGE	3402	2292
Yards gained rushing	3690	2624
Yards lost rushing	288	332
Rushing Attempts	665	526
Average Per Rush	5.1	4.4
Average Per Game	261.7	176.3
TDs Rushing	33	28
PASSING YARDAGE	3449	3252
Comp-Att-Int	267-449-12	260-487-10
Average Per Pass	7.7	6.7
Average Per Catch	12.9	12.5
Average Per Game	265.3	250.2
TDs Passing	33	16
TOTAL OFFENSE	6851	5544
Total Plays	1114	1013
Average Per Play	6.1	5.5
Average Per Game	527.0	426.5
KICK RETURNS: #Yards	40-810	64-1517
PUNT RETURNS: #Yards	25-224	17-141
INT RETURNS: #Yards	10-184	12-147
KICK RETURN AVERAGE	20.2	23.7
PUNT RETURN AVERAGE	9.0	8.3
INT RETURN AVERAGE	18.4	12.2
FUMBLES-LOST	16-9	21-11
PENALTIES-Yards	78-684	99-861
Average Per Game	52.6	66.2
PUNTS-Yards	64-2672	86-3580
Average Per Punt	41.8	41.6
Net punt average	37.7	38.8
KICKOFFS-Yards	100-6108	72-4307
Average Per Kick	61.1	59.8
Net kick average	37.7	39.2
TIME OF POSSESSION/Game	29:42	30:18
3RD-DOWN Conversions	97/210	85/228
3rd-Down Pct	46%	37%
4TH-DOWN Conversions	9/15	17/32
4th-Down Pct	60%	53%
SACKS BY-Yards	32-221	24-151
MISC YARDS	0	24
TOUCHDOWNS SCORED	70	48
FIELD GOALS-ATTEMPTS	21-26	18-20
ON-SIDE KICKS	0-0	1-3
RED-ZONE SCORES	(59-66) 89%	(41-50) 82%
RED-ZONE TOUCHDOWNS	(41-66) 62%	(29-50) 58%
PAT-ATTEMPTS	(67-67) 100%	(44-45) 98%
ATTENDANCE	113404	274336
Games/Avg Per Game	6/18901	6/45723
Neutral Site Games		1/15262

SCORE BY QUARTERS	1st	2nd	3rd	4th	OT	Total
Tulsa	140	175	120	98	19	552
Opponents	118	84	74	106	6	388

RUSHING	GP	Att	Gain	Loss	Net	Avg	TD	Long	Avg/G
FLANDERS, James	13	258	1661	32	1629	6.3	18	61	125.3
BREWER, D'Angelo	12	264	1461	26	1435	5.4	7	42	119.6
TAYLOR, Raymond	12	46	219	8	211	4.6	2	31	17.6
Total.....	13	665	3690	288	3402	5.1	33	61	261.7
Opponents.....	13	526	2624	332	2292	4.4	28	84	176.3

PASSING	GP	Effic	Cmp-Att-Int	Pct	Yds	TD	Lng	Avg/G
EVANS, Dane	13	142.95	259-435-12	59.5	3348	32	74	257.5
Total.....	13	142.90	267-449-12	59.5	3449	33	74	265.3
Opponents.....	13	116.22	260-487-10	53.4	3252	16	82	250.2

RECEIVING	GP	No.	Yds	Avg	TD	Long	Avg/G
LUCAS, Keevan	13	81	1180	14.6	15	74	90.8
ATKINSON, Josh	13	78	1058	13.6	8	64	81.4
HOBBS, Justin	13	50	685	13.7	4	44	52.7
JOHNSON, Keenen	8	30	305	10.2	1	31	38.1
Total.....	13	267	3449	12.9	33	74	265.3
Opponents.....	13	260	3252	12.5	16	82	250.2

PUNT RETURNS	No.	Yds	Avg	TD	Long
WADLEY, Keidrien	16	163	10.2	0	60
Total.....	25	224	9.0	0	60
Opponents.....	17	141	8.3	0	27

KICK RETURNS	No.	Yds	Avg	TD	Long
LOUIE, Bishop	22	498	22.6	0	52
TAYLOR, Raymond	12	261	21.8	0	67
Total.....	40	810	20.2	0	67
Opponents.....	64	1517	23.7	0	59

SCORING	TD	FGs	PATs			Pass	DXP	Saf	Points
			Kick	Rush	Rcv				
JONES, Redford	0	21-26	67-67	0-0	0	0-0	0	0	130
FLANDERS, James	18	0-0	0-0	0-0	0	0-0	0	0	108
LUCAS, Keevan	15	0-0	0-0	0-0	0	0-0	0	0	90
ATKINSON, Josh	8	0-0	0-0	0-0	0	0-0	0	0	48
BREWER, D'Angelo	8	0-0	0-0	0-0	0	0-0	0	0	48
Total.....	70	21-26	67-67	0-1	0	0-0	1	0	552
Opponents.....	48	18-20	44-45	0-1	1	1-2	0	0	388

TOTAL OFFENSE	GP	Plays	Rush	Pass	Total	Avg/G
EVANS, Dane	13	482	-29	3348	3319	255.3
FLANDERS, James	13	258	1629	0	1629	125.3
BREWER, D'Angelo	12	264	1435	0	1435	119.6
Total.....	13	1114	3402	3449	6851	527.0
Opponents.....	13	1013	2292	3252	5544	426.5

FIELD GOALS	FGM-FGA	Pct	01-19	20-29	30-39	40-49	50-99	Lg	Blk
JONES, Redford	21-26	80.8	0-0	10-11	7-7	4-7	0-1	46	2

PUNTING	No.	Yds	Avg	Long	TB	FC	I20	50+	Blkd
PARKS, Dalton	64	2672	41.8	61	6	19	22	12	0
Total.....	64	2672	41.8	61	6	19	22	12	0
Opponents.....	86	3580	41.6	65	1	36	29	15	2

ALL PURPOSE	GP	Rush	Rec	PR	KOR	Tot	Avg/G
FLANDERS, James	13	1629	17	0	0	1646	126.6
BREWER, D'Angelo	12	1435	19	0	0	1454	121.2
LUCAS, Keevan	13	37	1180	0	0	1217	93.6
ATKINSON, Josh	13	0	1058	0	0	1058	81.4
HOBBS, Justin	13	0	685	0	0	685	52.7
Total.....	13	3402	3449	224	810	184	8069
Opponents.....	13	2292	3252	141	1517	147	7349

DEFENSE	GP	Solo	Ast	Total	TFL/Yds	Sacks	Int	PBU	QBH	FR-Yds	FF	Blk	Saf
MARTIN, Trent	12	53	47	100	6.5-15	1.0-3	2-25	5	1	.	1	.	.
LINSCOTT, Matt	13	46	34	80	11.0-58	4.0-35	.	3	3	1-0	2	.	.
SUITS, Craig	13	47	32	79	9.0-27	3.5-16	1-4	.	2	1-0	1	.	.
BRADY, Jeremy	11	39	22	61	1.0-3	.	2-0	5	.	.	1	.	.
MITCHELL, Jordan	13	41	20	61	1.0-1	.	.	9
Total.....	13	585	378	963	81-348	32-221	10-184	55	25	11-44	12	4	.
Opponents.....	13	654	442	1096	63.0-232	24-151	12-147	51	8	9-37	8	2	.

YEAR	GP	W	L	T	HEAD COACH	BOWL	YEAR	GP	W	L	T	HEAD COACH	BOWL	
1895	1	1	0	0	Norman Leard		1969	10	1	9	0	Vince Carillot		
1896	3	2	1	0	Norman Leard		1970	10	6	4	0	Claude Gibson		
1897	3	2	1	0	Norman Leard		1971	11	4	7	0	Claude Gibson		
1898	1	1	0	0	Fred Taylor		1972	11	4	7	0	Claude Gibson/F.A. Dry		
1899	2	0	1	1	Fred Taylor		1973	11	6	5	0	F.A. Dry		
1900	3	2	1	0	Unknown		1974	11	8	3	0	F.A. Dry		
1901	1	0	1	0	Unknown		1975	11	7	4	0	F.A. Dry		
1902	1	0	1	0	Unknown		1976	12	7	4	1	F.A. Dry	Independence	
1903		No Games Played					1977	11	3	8	0	John Cooper		
1904		No Games Played					1978	11	9	2	0	John Cooper		
1905	3	1	2	0	Unknown		1979	11	6	5	0	John Cooper		
1906		No Games Played					1980	11	8	3	0	John Cooper		
1907		No Games Played					1981	11	7	4	0	John Cooper		
1908	5	2	3	0	Sam McBirney		1982	11	10	1	0	John Cooper		
1909	3	2	1	0	Unknown		1983	11	8	3	0	John Cooper		
1910	3	2	1	0	Unknown		1984	11	6	5	0	John Cooper		
1911		No Games Played					1985	11	6	5	0	Don Morton		
1912	4	1	3	0	Harvey Allen		1986	11	7	4	0	Don Morton		
1913	7	5	2	0	George Evans		1987	11	3	8	0	George Henshaw		
1914	9	7	2	0	Sam McBirney		1988	11	4	7	0	David Rader		
1915	8	6	1	1	Sam McBirney		1989	12	6	6	0	David Rader	Independence	
1916	10	10	0	0	Sam McBirney		1990	11	3	8	0	David Rader		
1917	9	0	8	1	Hal Medford		1991	12	10	2	0	David Rader	Freedom	
1918	3	1	2	0	Arthur Smith		1992	11	4	7	0	David Rader		
1919	9	8	0	1	Francis Schmidt		1993	11	4	6	1	David Rader		
1920	11	10	0	1	Francis Schmidt		1994	11	3	8	0	David Rader		
1921	9	6	3	0	Francis Schmidt		1995	11	4	7	0	David Rader		
1922	9	9	0	0	Howard Archer		1996	11	4	7		David Rader		
1923	8	2	5	1	Howard Archer		1997	11	2	9		David Rader		
1924	8	1	6	1	Howard Archer		1998	11	4	7		David Rader		
1925	8	6	2	0	Elmer Henderson		1999	11	2	9		David Rader/Pat Henderson		
1926	9	7	2	0	Elmer Henderson		2000	12	5	7		Keith Burns		
1927	9	8	1	0	Elmer Henderson		2001	11	1	10		Keith Burns		
1928	10	7	2	1	Elmer Henderson		2002	12	1	11		Keith Burns		
1929	10	6	3	1	Elmer Henderson		2003	13	8	5		Steve Kragthorpe	Humanitarian	
1930	9	7	2	0	Elmer Henderson		2004	12	4	8		Steve Kragthorpe		
1931	11	8	3	0	Elmer Henderson		2005	13	9	4		Steve Kragthorpe	Liberty	
1932	9	7	1	1	Elmer Henderson		2006	13	8	5		Steve Kragthorpe	Armed Forces	
1933	7	6	1	0	Elmer Henderson		2007	14	10	4		Todd Graham	GMAC	
1934	8	5	2	1	Elmer Henderson		2008	14	11	3		Todd Graham	GMAC	
1935	10	3	6	1	Elmer Henderson		2009	12	5	7		Todd Graham		
1936	9	5	2	2	Vic Hurt		2010	13	10	3		Todd Graham	Hawaii	
1937	10	6	2	2	Vic Hurt		2011	13	8	5		Bill Blankenship	Armed Forces	
1938	10	4	5	1	Vic Hurt		2012	14	11	3		Bill Blankenship	Liberty	
1939	10	4	5	1	Chet Benefiel		2013	12	3	9		Bill Blankenship		
1940	10	7	3	0	Chet Benefiel		2014	12	2	10		Bill Blankenship		
1941	10	8	2	0	Henry Frnka	Sun	2015	13	6	7		Philip Montgomery	Independence	
1942	11	10	1	0	Henry Frnka	Sugar	2016	13	10	3		Philip Montgomery	Miami Beach	
1943	8	6	1	1	Henry Frnka	Sugar	TOTAL	1127	618	482	27			
1944	10	8	2	0	Henry Frnka	Orange								
1945	11	8	3	0	Henry Frnka	Oil								
1946	10	9	1	0	J.O. Brothers									
1947	10	5	5	0	J.O. Brothers									
1948	10	0	9	1	J.O. Brothers									
1949	11	5	5	1	J.O. Brothers									
1950	11	9	1	1	J.O. Brothers									
1951	11	9	2	0	J.O. Brothers									
1952	11	8	2	1	J.O. Brothers	Gator								
1953	10	3	7	0	Bernie Witcuki									
1954	11	0	11	0	Bernie Witcuki									
1955	10	2	7	1	Bobby Dobbs									
1956	10	7	2	1	Bobby Dobbs									
1957	10	4	6	0	Bobby Dobbs									
1958	10	7	3	0	Bobby Dobbs									
1959	10	5	5	0	Bobby Dobbs									
1960	10	5	5	0	Bobby Dobbs									
1961	10	2	8	0	Glenn Dobbs									
1962	10	5	5	0	Glenn Dobbs									
1963	10	5	5	0	Glenn Dobbs									
1964	11	9	2	0	Glenn Dobbs	Bluebonnet								
1965	11	8	3	0	Glenn Dobbs	Bluebonnet								
1966	10	6	4	0	Glenn Dobbs									
1967	10	7	3	0	Glenn Dobbs									
1968	10	3	7	0	Glenn Dobbs									



Tyler Matakevich
Temple • LB

2015 Consensus All-America
2015 Bronko Nagurski Award
2015 Bednarik Award

2016 IN REVIEW

	SCHOOL <small>AP/USA Today</small>	AMERICAN						OVERALL							
		W-L	PCT	PF	PA	H	A	W-L	PCT	PF	PA	H	A	N	STREAK
EAST	Temple <small>rviv</small>	7-1	.875	267	132	4-0	3-1	10-4	.714	453	258	6-1	4-2	0-1	Lost 1
	USF <small>19/19</small>	7-1	.875	339	260	4-0	3-1	11-2	.846	569	411	6-1	4-1	1-0	Won 5
	UCF	4-4	.500	232	194	2-2	2-2	6-7	.462	374	320	3-3	3-3	0-1	Lost 3
	Cincinnati	1-7	.125	136	256	1-3	0-4	4-8	.333	232	323	3-4	1-4	0-0	Lost 5
	East Carolina	1-7	.125	207	322	1-3	0-4	3-9	.250	324	433	3-3	0-6	0-0	Lost 4
	UConn	1-7	.125	117	245	1-3	0-4	3-9	.250	178	337	3-4	0-5	0-0	Lost 6
	SCHOOL <small>AP/USA Today</small>	W-L	PCT	PF	PA	H	A	W-L	PCT	PF	PA	H	A	N	STREAK
WEST	Navy <small>rviv</small>	7-1	.875	365	260	4-0	3-1	9-5	.643	531	434	5-1	3-2	1-2	Lost 3
	Tulsa <small>rviv</small>	6-2	.750	343	258	4-0	2-2	10-3	.769	552	388	6-0	3-3	1-0	Won 3
	Memphis	5-3	.625	291	249	2-2	3-1	8-5	.615	505	375	5-2	3-2	0-1	Lost 1
	Houston <small>rv</small>	5-3	.625	281	235	4-0	1-3	9-4	.692	466	305	6-0	2-3	1-0	Lost 2
	SMU	3-5	.375	253	327	1-3	2-2	5-7	.417	332	435	2-4	3-3	0-0	Lost 2
	Tulane	1-7	.125	148	241	0-4	1-3	4-8	.333	289	332	2-4	2-4	0-0	Won 1

BOWL SCHEDULE

SATURDAY, DECEMBER 17

Las Vegas Bowl San Diego State 34, Houston 10

Houston: Greg Ward Jr., 25 of 34, 229 yards, 4 INT; Brandon Wilson, 5 rec., 52 yards; Linell Bonner, 5 rec., 42 yards.

AutoNation Cure Bowl Arkansas State 31, UCF 13

UCF: McKenzie Milton, 22 of 39, 175 yards, 1 TD; Taylor Oldham, 5 rec., 56 yards, 1 TD

MONDAY, DECEMBER 19

Miami Beach Bowl Tulsa 55, Central Michigan 10

Tulsa: Dane Evans, 28 of 38, 304 yards, 5 TD; D'Angelo Brewer, 17 att., 105 yards; James Flanders, 17 att., 100 yards, 1 TD; Josh Atkinson, 12 rec., 131 yards, 1 TD.

TUESDAY, DECEMBER 20

Boca Raton Bowl Western Kentucky 51, Memphis 31

Memphis: Riley Ferguson, 25 of 43, 372 yards, 4 TD, 1 INT; Anthony Miller, 11 rec., 151 yards, 3 TD.

FRIDAY, DECEMBER 23

Lockheed Martin Armed Forces Bowl Louisiana Tech 48, Navy 45

Navy: Zach Abey, 25 att., 114 yards, 2 TD, 7 of 12, 79 yards, 1 TD; Chris High, 7 att., 46 yards, 2 TD; Darryl Bonner, 2 rec., 79 yards, 1 TD.

TUESDAY, DECEMBER 27

Military Bowl presented by Northrop Grumman Wake Forest 34, Temple 26

Temple: Phillip Walker, 28 of 49, 396 yards, 2 TD, 1 INT; Ventell Bryant, 11 rec., 151 yards; Adonis Jennings, 7 rec., 154 yards, 2 TD.

THURSDAY, DECEMBER 29

Birmingham Bowl USF 46, South Carolina 39 (ot)

USF: Quinton Flowers, 23 of 32, 261 yards, 2 TD, 1 INT, 21 att., 105 yards, 3 TD; D'Ernest Johnson, 6 rec., 95 yards, 1 TD, 11 att., 27 yards; Marlon Mack, 13 att., 50 yards.

POSTSEASON HONORS

OFFENSIVE PLAYER OF THE YEAR

Quinton Flowers • Jr. • QB • USF • Miami, Fla.

Flowers finished the 2016 season as the only player in the conference to both throw for 2,000 yards and rush for 1,000. He set school records for total offense (4,342 yards), rushing yards (1,530), rushing touchdowns (18) and total touchdowns (42) and is the American Athletic Conference leader in pass efficiency (153.6). Flowers set the American Athletic Conference single-season record for rushing yards by a quarterback and ranked third among all league players in rushing, averaging 117.7 yards per game and 7.7 yards per carry.



DEFENSIVE PLAYER OF THE YEAR

Shaquem Griffin • Jr. • LB • UCF • St. Petersburg, Fla.

Griffin made an immediate impact in his first year as a starter, finishing as the American Athletic Conference leader in sacks (11.5) and ranking third in the conference in tackles for loss (20.0). Griffin finished the season with 92 total tackles along with two forced fumbles, two fumble recoveries, seven pass breakups and an interception, helping the Knights - who went winless in 2015 - to six wins and bowl eligibility in 2016.



SPECIAL TEAMS PLAYER OF THE YEAR

Tony Pollard • Fr. • WR/KR • Memphis • Memphis, Tenn.

Pollard ranked eighth nationally in kickoff returns, averaging 28.1 yards per attempt, and had 1,068 yards on kickoffs as a freshman. He returned two kickoffs for touchdowns, finishing the regular season as the only player in The American with more than one special teams touchdown. Prior to the 2016 season, Memphis had not scored on a kickoff return since 1996.



ROOKIE OF THE YEAR

Ed Oliver • Fr. • DT • Houston • Houston, Texas.

Oliver made an immediate impact on the Cougars, who finished the regular season ranked fourth nationally in rushing defense (100.2 yards per game). Oliver set an American Athletic Conference record with 23.0 tackles for loss and had 5.0 sacks, three forced fumbles, a team-high nine pass breakups and seven quarterback hurries on his way to All-America status.



COACH OF THE YEAR

Ken Niumatalolo • Navy

Niumatalolo repeated as American Athletic Conference Coach of the Year after his Midshipmen went 7-1 in American Athletic Conference play for the second consecutive year, clinching the West Division title and home field advantage in The American Athletic Conference Championship. The Midshipmen finished the 2016 season ranked No. 25 in the final College Football Playoff rankings.



ALL-CONFERENCE FIRST TEAM

Pos.	Player	School	Cl.	Ht.	Wt.	Hometown/High School
WR	Zay Jones ²	East Carolina	Sr.	6-1	197	Austin, Texas/Stephen F. Austin
WR	Courtland Sutton	SMU	So.	6-4	215	Brenham, Texas/Brenham
WR	Keevan Lucas ²	Tulsa	Sr.	5-10	195	Abilene, Texas/Abilene
OT	Kofi Amichia	USF	Sr.	6-4	297	Riverdale, Ga./McEachern
OT	Dion Dawkins ²	Temple	Sr.	6-5	320	Rahway, N.J./Rahway
OG	Adam West	Navy	Sr.	6-3	297	Spring, Texas/Klein
OG	Blake Belcher	Tulsa	Sr.	6-5	304	Guthrie, Okla./Guthrie
C	Chandler Miller	Tulsa	So.	6-3	290	Bixby, Okla./Bixby
TE	Daniel Montiel	Memphis	Sr.	6-3	240	Arlington, Texas/Arlington
QB	Quinton Flowers	USF	Jr.	6-0	210	Miami, Fla./Miami Jackson
RB	Marlon Mack ^{1 1}	USF	Jr.	6-0	195	Sarasota, Fla./Booker
RB	James Flanders	Tulsa	Sr.	5-10	203	Midwest City, Okla./Midwest City
DL	Ed Oliver [*]	Houston	Fr.	6-2	290	Houston, Texas/Westfield
DL	Justin Lawler	SMU	Jr.	6-4	262	Pottsville, Texas/Pottsville
DL	Haason Reddick ^{H *}	Temple	Sr.	6-1	230	Camden, N.J./Haddon Heights
DL	Tanzel Smart ¹	Tulane	Sr.	6-1	304	Baton Rouge, La./Scotlandville Magnet
LB	Shaquem Griffin	UCF	Jr.	6-1	213	St. Petersburg, Fla./Lakewood
LB	Eric Wilson ²	Cincinnati	Sr.	6-2	225	Redford, Mich./Northwestern
LB	Steven Taylor ²	Houston	Sr.	6-1	225	Cedar Hill, Texas/Cedar Hill
LB	Genard Avery	Memphis	So.	6-2	230	Byhalia, Miss./Byhalia
LB	Nico Marley ^{H 1}	Tulane	Sr.	5-10	208	Weston, Fla./Cypress Bay
CB	Howard Wilson	Houston	So.	6-1	185	DeSoto, Texas/DeSoto
CB	Horace Richardson	SMU	Sr.	6-0	201	Everman, Texas/Everman
S	Obi Melifonwu	UConn	Sr.	6-3	217	South Grafton, Mass./Grafton
S	Darrion Millines	SMU	Sr.	6-0	208	Boynton Beach, Fla./American Heritage
K	Jake Elliott ^{1 1 1}	Memphis	Sr.	5-10	165	Western Springs, Ill./Lyons Township
P	Spencer Smith ^{2 1}	Memphis	So.	6-1	195	Newnan, Ga./East Coweta
RS	Tony Pollard	Memphis	Fr	5-11	200	Memphis, Tenn./Melrose

* unanimous selection

ALL-CONFERENCE SECOND TEAM

Pos.	Player	School	Cl.	Ht.	Wt.	Hometown/High School
WR	Noel Thomas	UConn	Sr.	6-1	202	Norwalk, Conn./St. Luke's School
WR	Anthony Miller	Memphis	Jr.	5-11	190	Memphis, Tenn./Christian Brothers
WR	Rodney Adams ^H	USF	Sr.	6-1	190	St. Petersburg, Fla./Toledo
OT	Blake Copeland	Navy	Sr.	6-4	281	Muscle Shoals, Ala./Muscle Shoals
OT	Evan Plagg	Tulsa	Jr.	6-3	292	Guthrie, Okla./Guthrie
OG	Dominique Threatt	USF	Sr.	6-1	330	Atlanta, Ga./Tri-Cities
OG	Tyler Bowling	Tulsa	So.	6-6	325	Yukon, Okla./Yukon
C	Maurice Morris	Navy	Sr.	6-2	327	La Porte, Texas/La Porte
TE	Mitchell Wilcox	USF	Fr.	6-4	248	Tarpon Springs, Fla./Tarpon Springs
QB	Greg Ward Jr. ²	Houston	Sr.	5-11	190	Tyler, Texas/John Tyler
RB	Jahad Thomas ¹	Temple	Sr.	5-10	180	Elizabeth, N.J./Elizabeth
RB	D'Angelo Brewer	Tulsa	Jr.	5-9	185	Tulsa, Okla./Central
DL	Jamiyus Pittman	UCF	Jr.	6-0	295	Moultrie, Ga./Colquitt County
DL	Cortez Broughton	Cincinnati	So.	6-2	297	Warner Robbins, Ga./Veterans
DL	Deadrin Senat	USF	Jr.	6-1	305	Immokalee, Fla./Immokalee
DL	Praise Martin-Oguike ²	Temple	Sr.	6-1	255	Woodbridge, N.J./Woodbridge
LB	Tyus Bowser	Houston	Sr.	6-3	240	Tyler, Texas/John Tyler
LB	Micah Thomas	Navy	Jr.	6-1	249	Cedar Park, Texas/Vista Ridge
LB	Auggie Sanchez ²	USF	Jr.	6-2	245	St. Petersburg, Fla./Northeast
LB	Avery Williams	Temple	Sr.	5-10	224	Baltimore, Md./Archbishop Curley
CB	Shaquill Griffin	UCF	Sr.	6-1	200	St. Petersburg, Fla./Lakewood
CB	Brandon Wilson	Houston	Sr.	5-11	200	Shreveport, La./Calvary Academy
CB	Deatrick Nichols ¹	USF	Jr.	5-10	189	Miami, Fla./Miami Central
CB	Parry Nickerson ^H	Tulane	Jr.	6-0	175	Algiers, La./West Jefferson
S	Garrett Davis	Houston	So.	6-1	200	Red Oak, Texas/Red Oak
S	Sean Chandler ²	Temple	Jr.	6-0	190	Camden, N.J./Camden
K	Aaron Boumerhi	Temple	Fr.	6-0	195	Phillipsburg, Pa./Phillipsburg-Osceola
P	Worth Gregory	East Carolina	Sr.	6-3	210	Fort Mill, S.C./Alabama
RS	D'Ernest Johnson	USF	Jr.	5-10	208	Immokalee, Fla./Immokalee

ALL-CONFERENCE HONORABLE MENTION

Pos.	Player	School	Cl.	Ht.	Wt.	Hometown/High School
WR	Linell Bonner	Houston	Jr.	6-0	202	Houston, Texas/Dekaney
OG	Evan Martin	Navy	Jr.	6-3	294	Lee's Summit, Mo./Lee's Summit West
TE	Colin Thompson	Temple	Sr.	6-4	255	Doylestown, Pa./Florida
LB	Stephaun Marshall	Temple	Sr.	5-11	206	Montclair, N.J./Montclair
S	Drico Johnson	UCF	Sr.	6-1	215	Orlando, Fla./Agape Christian
S	Alohi Gilman	Navy	Fr.	6-0	200	Laie, Hawaii/Kahuku
RS	Dishan Romine	Navy	Sr.	5-11	178	Louisville, Ky./DuPont Manual

^{1 2 H} indicates previous selections to first team, second team, or honorable mention




Zay Jones, East Carolina



James Flanders, Tulsa



Rodney Adams, USF



Noel Thomas, UConn

2016 IN REVIEW

NCAA INDIVIDUAL LEADERS

Rushing..... YPG	
9. James Flanders, Tulsa.....	125.3
14. D'Angelo Brewer, Tulsa.....	119.6
15. Quinton Flowers, USF.....	117.7
31. Will Worth, Navy.....	99.8
33. Marlon Mack, USF.....	98.9

Completions Per Game..... CPG	
4. Greg Ward Jr., Houston.....	26.58
10. Philip Nelson, East Carolina.....	23.70
21. Riley Ferguson, Memphis.....	21.54
32. Dane Evans, Tulsa.....	19.92
38. Ben Hicks, SMU.....	19.50
40. McKenzie Milton, UCF.....	19.40
50. Bryant Shirreffs, UConn.....	18.44

Passing Yards Per Game..... YPG	
14. Greg Ward Jr., Houston.....	296.4
16. Riley Ferguson, Memphis.....	284.5
26. Philip Nelson, East Carolina.....	262.1
31. Dane Evans, Tulsa.....	257.5
42. Ben Hicks, SMU.....	244.2

Passing Efficiency..... Rating	
16. Quinton Flowers, USF.....	153.6
18. Riley Ferguson, Memphis.....	152.6
34. Dane Evans, Tulsa.....	142.9
36. Greg Ward Jr. Houston.....	141.7
37. Philip Nelson, East Carolina.....	141.5
40. Phillip Walker, Temple.....	140.1

Receptions Per Game..... RPG	
1. Zay Jones, East Carolina.....	13.2
4. Noel Thomas, UConn.....	8.3
5. Linell Bonner, Houston.....	8.2
10. Anthony Miller, Memphis.....	7.3
20. Courtland Sutton, SMU.....	6.3
23. Keevan Lucas, Tulsa.....	6.2
28. Josh Atkinson, Tulsa.....	6.0

Receiving Yards Per Game..... YPG	
1. Zay Jones, East Carolina.....	145.5
9. Anthony Miller, Memphis.....	110.3
12. Courtland Sutton, SMU.....	103.8
14. Noel Thomas, UConn.....	98.3
23. Linell Bonner, Houston.....	93.2
24. Keevan Lucas, Tulsa.....	90.8
35. Josh Atkinson, Tulsa.....	81.4
36. Ventell Bryant, Temple.....	81.4

Total Offense..... YPG	
8. Greg Ward Jr., Houston.....	339.6
10. Quinton Flowers, USF.....	334.0
30. Riley Ferguson, Memphis.....	279.1
38. Philip Nelson, East Carolina.....	267.8
43. Bryant Shirreffs, UConn.....	259.6
48. Dane Evans, Tulsa.....	255.3

Scoring..... PPG	
2. Will Worth, Navy.....	12.5
7. Redford Jones, Tulsa.....	10.0
11. Jahad Thomas, Temple.....	9.5
15. Jake Elliott, Memphis.....	9.3
43. James Flanders, Tulsa.....	8.3
Quinton Flowers, USF.....	8.3

All-Purpose Yards..... YPG	
15. Zay Jones, East Carolina.....	147.5
37. Mike Boone, Cincinnati.....	127.0
38. James Flanders, Tulsa.....	126.6
41. Jahad Thomas, Temple.....	125.0
47. Anthony Miller, Memphis.....	123.1
49. Rodney Adams, USF.....	122.1

Tackles..... TPG	
5. Eric Wilson, Cincinnati.....	10.8
12. Obi Melifonwu, UConn.....	9.8
36. Auggie Sanchez, USF.....	9.0

Tackles For Loss..... TFL/Game	
3. Ed Oliver, Houston.....	1.7
11. Haason Reddick, Temple.....	1.6
12. Tanel Smart, Tulane.....	1.5
13. Shaquem Griffin, UCF.....	1.5
32. Justin Lawler, SMU.....	1.3

Sacks..... SPG	
12. Shaquem Griffin, UCF.....	0.88
24. Haason Reddick, Temple.....	0.75
31. Steven Taylor, Houston.....	0.71

Interceptions..... Int/Game	
5. Horace Richardson, SMU.....	0.5
Mike Tyson, Cincinnati.....	0.5
14. Darrion Millines, SMU.....	0.4
18. Howard Wilson, Houston.....	0.4
27. Parry Nickerson, Tulane.....	0.4
34. Obi Melifonwu.....	0.3
Alex Thomas, Cincinnati.....	0.3
Jorday Wyatt, SMU.....	0.3

Forced Fumbles..... FF/Game	
12. Jordan Wyatt, SMU.....	0.33
19. Dayon Pratt, East Carolina.....	0.30
27. Nico Marley, Tulane.....	0.25

Passes Defended..... PD/Game	
5. Shaquill Griffin, UCF.....	1.5
21. Parry Nickerson, Tulane.....	1.2
25. Horace Richardson, SMU.....	1.2
29. Howard Wilson, Houston.....	1.2
Arthur Maulet, Memphis.....	1.2

Punting..... Avg	
39. Worth Gregory, East Carolina.....	42.3
43. Caleb Houston, UCF.....	42.1
47. Dalton Parks, Tulsa.....	41.8

Punt Returns..... Avg	
8. D'Ernest Johnson, USF.....	11.8
17. Keidrien Wadley, Tulsa.....	10.2
49. Chris Johnson, UCF.....	6.5

Kickoff Returns..... Avg	
8. Tony Pollard, Memphis.....	28.1
22. Adrian Killins, UCF.....	25.1
25. Dishan Romine, Navy.....	24.9
32. Brandon Wilson, Houston.....	24.3
33. Rodney Adams, USF.....	24.3
37. Mike Boone, Cincinnati.....	24.1

NCAA TEAM LEADERS

Rushing Offense..... YPG	
4. Navy.....	310.1
5. USF.....	285.3
8. Tulsa.....	261.7
26. Tulane.....	228.1
61. Temple.....	176.1
81. SMU.....	163.3
84. Memphis.....	159.3
99. Houston.....	147.1
104. UCF.....	141.2
110. East Carolina.....	132.4
117. Cincinnati.....	118.2
118. UConn.....	117.3

Rushing Defense..... YPG	
4. Houston.....	100.2
25. Temple.....	130.4
41. UConn.....	146.1
52. Tulane.....	159.3
62. UCF.....	169.5
68. Tulsa.....	176.3
71. Navy.....	179.9
75. Cincinnati.....	189.6
84. USF.....	196.5
93. Memphis.....	204.9
97. SMU.....	210.5
111. East Carolina.....	228.5

Passing Offense..... YPG	
6. East Carolina.....	334.7
14. Memphis.....	304.4
17. Houston.....	296.3
30. Tulsa.....	265.3
34. SMU.....	264.0
44. Cincinnati.....	255.9
63. Temple.....	237.4
70. USF.....	226.2
89. UCF.....	209.7
94. UConn.....	202.7
125. Navy.....	128.8
126. Tulane.....	113.3

Pass Efficiency Defense..... Avg	
12. UCF.....	107.65
13. Temple.....	111.06
21. Tulsa.....	116.22
38. Memphis.....	123.37
41. Tulane.....	123.83
48. Houston.....	124.91
56. SMU.....	127.46
58. Cincinnati.....	128.41
60. USF.....	129.02
88. East Carolina.....	137.91
98. UConn.....	141.01
123. Navy.....	156.78

Total Offense..... YPG	
4. Tulsa.....	527.0
11. USF.....	511.5
23. East Carolina.....	467.1
28. Memphis.....	463.7
41. Houston.....	443.4
46. Navy.....	438.3
55. SMU.....	427.3
66. Temple.....	413.6
99. Cincinnati.....	374.1
113. UCF.....	350.8
118. Tulane.....	341.4
122. UConn.....	320.0

Total Defense..... YPG	
3. Temple.....	282.5
13. Houston.....	319.6
31. Tulane.....	364.5
39. UCF.....	370.3
65. UConn.....	410.8
72. Cincinnati.....	422.8
75. Tulsa.....	426.5
84. Navy.....	434.0
100. East Carolina.....	452.8
103. SMU.....	453.0
106. Memphis.....	454.6
120. USF.....	482.0

Scoring Offense..... Avg	
4. USF.....	43.8
7. Tulsa.....	42.5
15. Memphis.....	38.8
20. Navy.....	37.9
26. Houston.....	35.8
43. Temple.....	32.4
66. UCF.....	28.8
71. SMU.....	27.7
75. East Carolina.....	27.0
104. Tulane.....	24.1
123. Cincinnati.....	19.3
128. UConn.....	14.8

Scoring Defense..... PPG	
11. Temple.....	18.4
30. Houston.....	23.5
42. UCF.....	24.6
55. Cincinnati.....	26.9
60. Tulane.....	27.7
65. UConn.....	28.1
68. Memphis.....	28.8
76. Tulsa.....	29.8
84. Navy.....	31.0
92. USF.....	31.6
110. East Carolina.....	36.1
111. SMU.....	36.3

Net Punting..... Net Avg	
8. Memphis.....	41.10
25. Navy.....	39.79
40. Houston.....	38.69
46. UCF.....	38.22
57. Tulane.....	37.77
62. Tulsa.....	37.67
67. USF.....	37.38
72. Temple.....	37.11
74. East Carolina.....	37.06
75. UConn.....	37.03
96. Cincinnati.....	35.87
100. SMU.....	35.72

Punt Returns..... Avg	
26. Temple.....	10.56
30. USF.....	9.92
36. Navy.....	9.73
48. Tulsa.....	8.96
56. Memphis.....	8.33
74. UCF.....	7.52
80. UConn.....	7.00
97. Cincinnati.....	6.13
111. Tulane.....	4.13
113. Houston.....	4.06
117. SMU.....	3.69
125. East Carolina.....	1.80

Kickoff Returns..... Avg	
5. Memphis.....	26.57
25. Navy.....	23.15
40. Tulane.....	22.25
45. Temple.....	21.89
56. Houston.....	21.16
62. UCF.....	20.95
77. Tulsa.....	20.25
83. Cincinnati.....	19.89
99. USF.....	19.04
103. UConn.....	18.97
113. East Carolina.....	18.46
120. SMU.....	17.60

Fumbles Recovered..... Total	
2. Tulane.....	15
7. Memphis.....	13
Temple.....	13
24. Tulsa.....	11
UCF.....	11
Houston.....	11
USF.....	11
Navy.....	11
63. SMU.....	8
85. Cincinnati.....	7
116. UConn.....	4
121. East Carolina.....	3

Interceptions..... Total	
9. SMU.....	18
11. Cincinnati.....	17
14. Memphis.....	16
22. UCF.....	15
USF.....	15
49. Temple.....	12
Tulane.....	12
84. Navy.....	10
104. Navy.....	7
UConn.....	7
Houston.....	7
117. East Carolina.....	5

Turnovers Gained..... Total	
5. Memphis.....	29
10. Tulane.....	27
18. UCF.....	26
SMU.....	26
USF.....	26
24. Temple.....	25
32. Cincinnati.....	24
53. Tulsa.....	21
78. Houston.....	18
Navy.....	18
120. UConn.....	11
128. East Carolina.....	8

Turnovers Lost..... Total	
27. Navy.....	16
35. USF.....	17
47. Tulane.....	18
56. UConn.....	19
Temple.....	19
82. Tulsa.....	21
Memphis.....	21
94. Cincinnati.....	23
101. SMU.....	24
East Carolina.....	24
107. UCF.....	25
Houston.....	25

Turnover Margin..... Margin/Game	
13. Tulane.....	0.75
14. USF.....	0.69
18. Memphis.....	0.62
32. Temple.....	0.43
47. SMU.....	0.17
52. Navy.....	0.14
54. Cincinnati.....	0.08
58. UCF.....	0.08
67. Tulsa.....	0.00
107. Houston.....	-0.54
114. UConn.....	-0.67
126. East Carolina.....	-1.33

Tackles For Loss..... Per Game	
9. UCF.....	7.9
14. Houston.....	7.7
21. Temple.....	7.4
23. Tulane.....	7.3
45. Tulsa.....	6.2
52. USF.....	6.1
55. SMU.....	6.0
59. Cincinnati.....	5.9
67. Memphis.....	5.7
115. UConn.....	4.6
119. East Carolina.....	4.4
124. Navy.....	4.0

Sacks..... Per Game	
14. Houston.....	3.00
17. UCF.....	2.92
19. Temple.....	2.86
32. Tulsa.....	2.46
37. SMU.....	2.42
Tulane.....	2.42
40. USF.....	2.38
89. Memphis.....	1.77
101. Cincinnati.....	1.58
109. Navy.....	1.43
110. UConn.....	1.42
128. East Carolina.....	0.67

Sacks Allowed..... Per Game	
14. USF.....	1.15
38. Navy.....	1.64
44. Tulane.....	1.75
47. Tulsa.....	1.85
62. Temple.....	2.07
73. SMU.....	2.17
Cincinnati.....	2.17
96. East Carolina.....	2.58
103. Memphis.....	2.69
106. UCF.....	2.77
111. Houston.....	2.85
117. UConn.....	3.08

RUSHING

				G	Att	Yds	Avg	TD	Long	Yds/G
1.	FLANDERS, James	TLS	SR	13	258	1629	6.3	18	61	125.3
2.	BREWER, D'Angelo	TLS	JR	12	264	1435	5.4	7	42	119.6
3.	FLOWERS, Quinton	USF	JR	13	198	1530	7.7	18	63	117.7
4.	WORTH, Will	NAVY	SR	12	264	1198	4.5	25	60	99.8
5.	MACK, Marlon	USF	JR	12	174	1187	6.8	15	85	98.9
6.	WEST, Braeden	SMU	SO	12	202	1036	5.1	6	66	86.3
7.	THOMAS, Jahad	TEM	SR	12	207	953	4.6	13	56	79.4
8.	SUMMERS, James	ECU	SR	12	162	869	5.4	7	81	72.4
9.	ARMSTEAD, Ryquell	TEM	SO	13	156	919	5.9	14	76	70.7
10.	HILLIARD, Dontrell	TLN	JR	12	135	759	5.6	9	67	63.2

PASSING AVG/GAME

				G	Att	Cmp	Int	Pct.	Yds	TD	Avg/G
1.	WARD Jr., Greg	HOU	SR	12	469	319	13	68.0	3557	22	296.4
2.	FERGUSON, Riley	MEM	JR	13	443	280	10	63.2	3698	32	284.5
3.	NELSON, Philip	ECU	SR	10	349	237	8	67.9	2621	16	262.1
4.	EVANS, Dane	TLS	SR	13	435	259	12	59.5	3348	32	257.5
5.	HICKS, Ben	SMU	FR	12	422	234	15	55.5	2930	19	244.2
6.	WALKER, Phillip	TEM	SR	14	395	230	13	58.2	3295	22	235.4
7.	SHIRREFFS, Bryant	UCONN	JR	9	283	166	6	58.7	2010	7	223.3
8.	FLOWERS, Quinton	USF	JR	13	331	207	7	62.5	2812	24	216.3
9.	MILTON, McKenzie	UCF	FR	10	336	194	7	57.7	1983	10	198.3
10.	WORTH, Will	NAVY	SR	12	117	72	3	61.5	1397	8	116.4

PASS EFFICIENCY

				G	Att	Cmp	Int	Pct.	Yds	TD	Eff.
1.	FLOWERS, Quinton	USF	JR	13	331	207	7	62.5	2812	24	153.6
2.	FERGUSON, Riley	MEM	JR	13	443	280	10	63.2	3698	32	152.6
3.	EVANS, Dane	TLS	SR	13	435	259	12	59.5	3348	32	142.9
4.	WARD Jr., Greg	HOU	SR	12	469	319	13	68.0	3557	22	141.7
5.	NELSON, Philip	ECU	SR	10	349	237	8	67.9	2621	16	141.5
6.	WALKER, Phillip	TEM	SR	14	395	230	13	58.2	3295	22	140.1
7.	SHIRREFFS, Bryant	UCONN	JR	9	283	166	6	58.7	2010	7	122.2
8.	HICKS, Ben	SMU	FR	12	422	234	15	55.5	2930	19	121.5
9.	MILTON, McKenzie	UCF	FR	10	336	194	7	57.7	1983	10	113.0
10.	CUIELLETTE, Glen	TLN	SO	12	237	101	8	42.6	1309	10	96.2

TOTAL OFFENSE

				G	Rush	Pass	Plays	Yds	Yds/G
1.	WARD Jr., Greg	HOU	SR	12	518	3557	666	4075	339.6
2.	FLOWERS, Quinton	USF	JR	13	1530	2812	529	4342	334.0
3.	FERGUSON, Riley	MEM	JR	13	-70	3698	514	3628	279.1
4.	NELSON, Philip	ECU	SR	10	57	2621	411	2678	267.8
5.	SHIRREFFS, Bryant	UCONN	JR	9	326	2010	427	2336	259.6
6.	EVANS, Dane	TLS	SR	13	-29	3348	482	3319	255.3
7.	HICKS, Ben	SMU	FR	12	-83	2930	463	2847	237.2
8.	WALKER, Phillip	TEM	SR	14	-100	3295	460	3195	228.2
9.	WORTH, Will	NAVY	SR	12	1198	1397	381	2595	216.2
10.	MILTON, McKenzie	UCF	FR	10	158	1983	436	2141	214.1

RECEPTIONS/GAME

				G	Rec	Yds	TD	Long	Avg	CRec/G
1.	JONES, Zay	ECU	SR	12	158	1746	8	77	11.1	13.17
2.	THOMAS, Noel	UCONN	SR	12	100	1179	3	62	11.8	8.33
3.	BONNER, Linell	HOU	JR	12	98	1118	3	55	11.4	8.17
4.	MILLER, Anthony	MEM	JR	13	95	1434	14	84	15.1	7.31
5.	SUTTON, Courtland	SMU	SO	12	76	1246	10	88	16.4	6.33
6.	LUCAS, Keevan	TLS	SR	13	81	1180	15	74	14.6	6.23
7.	ATKINSON, Josh	TLS	SR	13	78	1058	8	64	13.6	6.00
8.	ADAMS, Rodney	USF	SR	13	67	822	5	84	12.3	5.15
9.	BRYANT, Ventell	TEM	SO	11	54	895	4	44	16.6	4.91
10.	GRAY, Devin	CIN	JR	12	58	860	5	82	14.8	4.83

RECEIVE YDS/GAME

				G	Rec	Yds	TD	Long	Avg	Yds/G
1.	JONES, Zay	ECU	SR	12	158	1746	8	77	11.1	145.5
2.	MILLER, Anthony	MEM	JR	13	95	1434	14	84	15.1	110.3
3.	SUTTON, Courtland	SMU	SO	12	76	1246	10	88	16.4	103.8
4.	THOMAS, Noel	UCONN	SR	12	100	1179	3	62	11.8	98.2
5.	BONNER, Linell	HOU	JR	12	98	1118	3	55	11.4	93.2
6.	LUCAS, Keevan	TLS	SR	13	81	1180	15	74	14.6	90.8
7.	ATKINSON, Josh	TLS	SR	13	78	1058	8	64	13.6	81.4
8.	BRYANT, Ventell	TEM	SO	11	54	895	4	44	16.6	81.4
9.	GRAY, Devin	CIN	JR	12	58	860	5	82	14.8	71.7
10.	WILLIAMS, Jimmy	ECU	SR	12	45	818	8	75	18.2	68.2

ALL PURPOSE

				G	Rush	Rcv	PR	KR	Yds	Avg/G
1.	JONES, Zay	ECU	SR	12	24	1746	0	0	1770	147.5
2.	BOONE, Mike	CIN	JR	9	388	249	0	506	1143	127.0
3.	FLANDERS, James	TLS	SR	13	1629	17	0	0	1646	126.6
4.	THOMAS, Jahad	TEM	SR	12	953	418	101	28	1500	125.0
5.	MILLER, Anthony	MEM	JR	13	69	1434	97	0	1600	123.1
6.	ADAMS, Rodney	USF	SR	13	231	822	0	534	1587	122.1
7.	BREWER, D'Angelo	TLS	JR	12	1435	19	0	0	1454	121.2
8.	NEWSOME, Arkeel	UCONN	JR	12	715	273	0	464	1452	121.0
9.	POLLARD, Tony	MEM	FR	13	159	298	8	1068	1533	117.9
10.	MACK, Marlon	USF	JR	12	1187	227	0	0	1414	117.8

SCORING

				G	TD	XPT	FG	EXP	Pts	Pts/G
1.	WORTH, Will	NAVY	SR	12	25	0	0	0	150	12.5
2.	JONES, Redford	TLS	JR	13	0	67	21	0	130	10.0
3.	THOMAS, Jahad	TEM	SR	12	19	0	0	0	114	9.5
4.	ELLIOTT, Jake	MEM	SR	13	0	58	21	0	121	9.3
5.	FLANDERS, James	TLS	SR	13	18	0	0	0	108	8.3
	FLOWERS, Quinton	USF	JR	13	18	0	0	0	108	8.3
7.	CUMMINGS, Ty	HOU	SR	13	0	55	16	0	103	7.9
8.	MACK, Marlon	USF	JR	12	15	0	0	0	90	7.5
9.	WILLIAMS, Josh	SMU	SO	12	0	38	17	0	89	7.4
10.	NADELMAN, Emilio	USF	JR	10	0	52	7	0	73	7.3

SCORING (TDs)

				G	TD	Rush	Pass	Ret	PAT	Pts	Pts/G
1.	WORTH, Will	NAVY	SR	12	25	25	0	0	0	150	12.5
2.	THOMAS, Jahad	TEM	SR	12	19	13	6	0	0	114	9.5
3.	FLOWERS, Quinton	USF	JR	13	18	18	0	0	0	108	8.3
	FLANDERS, James	TLS	SR	13	18	18	0	0	0	108	8.3
5.	MACK, Marlon	USF	JR	12	15	15	0	0	0	90	7.5
6.	MILLER, Anthony	MEM	JR	13	15	1	14	0	0	90	6.9
	LUCAS, Keevan	TLS	SR	13	15	0	15	0	0	90	6.9
8.	JOHNSON, D'Ernest	USF	JR	13	14	8	5	1	0	84	6.5
	ARMSTEAD, Ryquell	TEM	SO	13	14	14	0	0	0	84	6.5
10.	SUTTON, Courtland	SMU	SO	12	10	0	10	0	0	60	5.0

FIELD GOALS

				G	FG	FGA	Pct.	FG/G
1.	JONES, Redford	TLS	JR	13	21	26	80.8	1.62
	ELLIOTT, Jake	MEM	SR	13	21	26	80.8	1.62
3.	PLOWMAN, Davis	ECU	SR	11	17	23	73.9	1.55
4.	WILLIAMS, Josh	SMU	SO	12	17	22	77.3	1.42
5.	WRIGHT, Matthew	UCF	SO	13	17	22	77.3	1.31
6.	CUMMINGS, Ty	HOU	SR	13	16	20	80.0	1.23
7.	PASLEY, Josh	CIN	SR	10	11	17	64.7	1.10
8.	PUYOL, Bobby	UCONN	SR	12	13	18	72.2	1.08
9.	DIROCCO, Andrew	TLN	JR	11	10	16	62.5	0.91
10.	NADELMAN, Emilio	USF	JR	10	7	7	100.0	0.70

SCORING (KICK)

				G	PAT	FG	Pts	Pts/G
1.	JONES, Redford	TLS	JR	13	67-67	21-26	130	10.0
2.	ELLIOTT, Jake	MEM	SR	13	58-58	21-26	121	9.3
3.	CUMMINGS, Ty	HOU	SR	13	55-58	16-20	103	7.9
4.	WILLIAMS, Josh	SMU	SO	12	38-38	17-22	89	7.4
5.	NADELMAN, Emilio	USF	JR	10	52-53	7-7	73	7.3
6.	PLOWMAN, Davis	ECU	SR	11	29-30	17-23	80	7.3
7.	WRIGHT, Matthew	UCF	SO	13	39-41	17-22	90	6.9
8.	MOEHRING, Bennett	NAVY	SO	14	65-68	8-10	89	6.4
9.	DIROCCO, Andrew	TLN	JR	11	32-33	10-16	62	5.6
10.	PASLEY, Josh	CIN	SR	10	17-20	11-17	50	5.0

FIELD GOAL PCT

				G	FG	FGA	Long	Pct.
1.	JONES, Redford	TLS	JR	13	21	26	46	80.8
	ELLIOTT, Jake	MEM	SR	13	21	26	50	80.8
3.	CUMMINGS, Ty	HOU	SR	13	16	20	47	80.0
4.	WRIGHT, Matthew	UCF	SO	13	17	22	50	77.3
	WILLIAMS, Josh	SMU	SO	12	17	22	44	77.3
6.	PLOWMAN, Davis	ECU	SR	11	17	23	49	73.9
7.	PUYOL, Bobby	UCONN	SR	12	1			

2016 IN REVIEW

TACKLES (All positions)

Player	G	Pos	Solo	Ast	Total	Avg	Sack		
1. WILSON, Eric	CIN	SR	12	LB	60	69	129	10.8	3.0
2. MELIFONWU, Obi	UCONN	SR	12	S	73	45	118	9.8	0.0
3. SANCHEZ, Auggie	USF	JR	13	LB	67	52	119	9.2	6.0
4. EDWARDS, Zach	CIN	SR	11	S	55	38	93	8.5	1.0
5. MARTIN, Trent	TLS	SR	12	LB	53	47	100	8.3	1.0
6. KINARD, Antonio	CIN	SR	12	LB	35	58	93	7.8	1.5
7. THOMAS, Micah	NAVY	JR	14	LB	65	42	107	7.6	1.0
8. ADAMS, Matthew	HOU	JR	11	LB	57	25	82	7.5	2.0
9. MARLEY, Nico	TLN	JR	12	LB	55	33	88	7.3	3.0
10. RUCKER, Mark	UCF	SR	13	LB	53	40	93	7.2	3.5
11. GRIFFIN, Shaquem	UCF	SR	13	LB	57	35	92	7.1	11.5
12. DIGGS, Vontae	UCONN	JR	12	LB	43	41	84	7.0	1.0
13. COOK, Jonathan	MEM	JR	13	DB	72	16	88	6.8	0.0
14. JOSEPH, Junior	UCONN	JR	12	LB	46	35	81	6.8	0.0
15. FRANKLIN, Jarrrod	TLN	JR	12	S	44	34	78	6.5	1.0
16. WILLIAMS, Jrdn	ECU	JR	12	LB	35	42	77	6.4	1.0
17. BRIM, Demeitre	UCF	JR	13	LB	34	48	82	6.3	1.0
18. TAYLOR, Steven	HOU	SR	12	LB	40	34	74	6.2	8.5
19. LINSKOTT, Matt	TLS	SR	13	LB	46	34	80	6.2	4.0
20. AVERY, Genard	MEM	JR	13	LB	62	18	80	6.2	5.0
21. PRATT, Dayon	ECU	SR	10	LB	34	27	61	6.1	2.5
22. SUITS, Craig	TLN	JR	13	LB	47	32	79	6.1	3.5
23. HARRIS, Nigel	USF	SR	13	LB	48	30	78	6.0	2.0
24. WALSH, Matt	UCONN	SR	12	LB	45	27	72	6.0	0.0
25. MORLEY, Chris	MEM	SR	13	CB	53	22	75	5.8	1.0
26. RICHARDSON, Trl	ECU	SR	11	LB	40	23	63	5.7	0.0
27. AKINS, Curtis	MEM	SO	13	LB	48	26	74	5.7	0.0
28. MUTCHERSON, TJ	UCF	FR	13	LB	42	31	73	5.6	1.0
29. SMART, Tanzel	TLN	SR	12	DT	34	33	67	5.6	5.5
30. MITCHELL, Kyran	SMU	SO	12	LB	48	19	67	5.6	3.5
31. BRADY, Jeremy	TLS	SR	11	S	39	22	61	5.5	0.0
32. MAULET, Arthur	MEM	SR	13	DB	56	16	72	5.5	4.5
33. GILMAN, Alohi	NAVY	FR	14	S	50	26	76	5.4	0.0
34. LAWLER, Justin	SMU	JR	12	DE	45	20	65	5.4	6.0
35. MILLINES, Darrion	SMU	SR	12	DB	47	17	64	5.3	0.0
36. WILLIAMS, Khalil	HOU	JR	13	S	52	17	69	5.3	2.0
37. CLARKE, Errol	UCF	FR	13	LB	37	32	69	5.3	6.5
38. WILLIAMS, Sean	NAVY	SO	14	S	50	24	74	5.3	0.0
39. WHITE, Cam	ECU	SR	12	LB	26	37	63	5.2	0.0
40. GODWIN, Nate	USF	SR	13	S	52	16	68	5.2	0.0
41. HALL, Austin	MEM	FR	11	DB	42	14	56	5.1	0.0
42. OLIVER, Ed	HOU	FR	13	DT	47	19	66	5.1	5.0
43. DAVIS, Garrett	HOU	SO	13	S	45	20	65	5.0	3.0
44. FULLWOOD, Tajee	USF	JR	13	S	47	18	65	5.0	0.0
45. HARRIS, Zachery	TLN	SO	9	LB	23	22	45	5.0	0.0
46. MARSHALL, Stephaun	TEM	SR	13	LB	35	29	64	4.9	0.0
47. SUMMERS, Jamar	UCONN	JR	12	CB	42	17	59	4.9	0.0
48. COPELAND, Marquise	CIN	SO	12	DE	18	41	59	4.9	1.0
49. JOHNSON, Drico	UCF	FR	13	LB	41	22	63	4.8	0.0
50. TEAMER, Roderic	TLN	SO	12	S	36	22	58	4.8	2.0

SACKS

Player	G	Pos	Solo	Ast	Yds	Total	Avg		
1. GRIFFIN, Shaquem	UCF	SR	13	LB	10	3	70	11.5	0.88
2. REDDICK, Haason	TEM	SR	14	DL	10	1	66	10.5	0.75
3. TAYLOR, Steven	HOU	SR	12	LB	7	3	65	8.5	0.71
4. MARTIN-OGUIKE, Praise	TEM	SR	14	DL	7	1	46	7.5	0.54
5. CLARKE, Errol	UCF	FR	13	LB	6	1	45	6.5	0.50
6. WILSON, Petera	TLS	JR	13	LB	6	1	44	6.5	0.50
7. LAWLER, Justin	SMU	JR	12	DE	5	2	51	6.0	0.50
8. PALMORE, D.J.	NAVY	JR	13	LB	6	0	47	6.0	0.46
9. SANCHEZ, Auggie	USF	JR	13	LB	6	0	33	6.0	0.46
10. HECTOR, Bruce	USF	JR	13	DT	5	2	31	6.0	0.46

TACKLES FOR LOSS

Player	G	Pos	Solo	Ast	Yds	Total	Avg		
1. OLIVER, Ed	HOU	FR	13	DT	20	6	74	23.0	1.77
2. REDDICK, Haason	TEM	SR	14	DL	19	7	97	22.5	1.61
3. GRIFFIN, Shaquem	UCF	SR	13	LB	15	10	96	20.0	1.54
4. SMART, Tanzel	TLN	SR	12	DT	16	5	72	18.5	1.54
5. LAWLER, Justin	SMU	JR	12	DE	13	4	79	15.0	1.25
6. MARLEY, Nico	TLN	JR	12	LB	12	4	56	14.0	1.17
7. BRUBAKER, Jesse	TLS	JR	13	DT	12	3	60	13.5	1.04
8. CLARKE, Errol	UCF	FR	13	LB	10	5	53	12.5	0.96
9. TAYLOR, Steven	HOU	SR	12	LB	9	6	80	12.0	1.00
10. RUCKER, Mark	UCF	SR	13	LB	8	7	46	11.5	0.88

FUMBLES FORCED

Player	G	FF	Avg		
1. WYATT, Jordan	SMU	SO	12	4	0.33
2. PRATT, Dayon	ECU	SR	10	3	0.30
3. MARLEY, Nico	TLN	JR	12	3	0.25
4. OLIVER, Ed	HOU	FR	13	3	0.23
5. MORLEY, Chris	MEM	SR	13	3	0.23
6. MARTIN-OGUIKE, Praise	TEM	SR	14	3	0.21
7. REDDICK, Haason	TEM	SR	14	3	0.21
8. GILBERT, Tyrell	CIN	SO	10	2	0.20
9. JACOBS, Carter	CIN	JR	11	2	0.18
10. ADAMS, Matthew	HOU	JR	11	2	0.18

FUMBLES RECOVERED

Player	G	FR	Avg		
1. WILLIAMS, Sean	NAVY	SO	14	3	0.21
2. ALLEN, Richard	TLN	SR	11	2	0.18
3. NICKERSON, Parry	TLN	JR	11	2	0.18
4. ARUNA, Ade	TLN	JR	12	2	0.17
5. PITTMAN, Jamiyus	UCF	JR	12	2	0.17
6. WILSON, Eric	CIN	SR	12	2	0.17
7. MARLEY, Nico	TLN	JR	12	2	0.17
8. BIRDEN, Dillon	HOU	JR	12	2	0.17
9. JOHNSON, Drico	UCF	FR	13	2	0.15
10. WILSON, Howard	HOU	SO	13	2	0.15

PASSES DEFENDED

Player	G	Brup	Int	Total	Avg		
1. GRIFFIN, Shaquill	UCF	SR	13	15	4	19	1.46
2. NICKERSON, Parry	TLN	JR	11	9	4	13	1.18
3. RICHARDSON, Horace	SMU	SR	12	8	6	14	1.17
4. WILSON, Howard	HOU	SO	13	10	5	15	1.15
5. LEWIS, Donnie	TLN	SO	10	9	2	11	1.10
6. KILLINGS, D.J.	UCF	FR	13	11	3	14	1.08
7. MAULET, Arthur	MEM	SR	13	12	2	14	1.08
8. TYSON, Mike	CIN	SR	10	5	5	10	1.00
9. WYATT, Jordan	SMU	SO	12	7	4	11	0.92
10. SUMMERS, Jamar	UCONN	JR	12	9	2	11	0.92

INTERCEPTIONS

Player	Team	Cl	G	Int	Yds	TD	Long	Int/G
1. RICHARDSON, Horace	SMU	SR	12	6	215	2	80	0.50
2. TYSON, Mike	CIN	SR	10	5	31	0	27	0.50
3. MILLINES, Darrion	SMU	SR	12	5	83	0	45	0.42
4. WILSON, Howard	HOU	SO	13	5	58	1	28	0.38
5. NICKERSON, Parry	TLN	JR	11	4	171	1	96	0.36
6. WYATT, Jordan	SMU	SO	12	4	97	2	35	0.33
7. THOMAS, Alex	CIN	SO	12	4	47	0	25	0.33
8. MELIFONWU, Obi	UCONN	SR	12	4	6	0	6	0.33
9. GRIFFIN, Shaquill	UCF	SR	13	4	46	1	33	0.31
10. NICHOLS, Deatrick	USF	JR	13	4	24	0	24	0.31



Eric Wilson, Cincinnati

SCORING OFFENSE	G	TD	XP	2XP	DXP	FG	Saf	Pts	Avg
1. USF	13	77	75	1	0	10	0	569	43.8
2. Tulsa	13	70	67	0	1	21	0	552	42.5
3. Memphis	13	63	58	3	0	21	0	505	38.8
4. Navy	14	73	65	1	0	8	1	531	37.9
5. Houston	13	59	56	0	0	16	4	466	35.8
6. Temple	14	54	52	0	0	25	1	453	32.4
7. UCF	13	46	39	3	0	17	1	374	28.8
8. SMU	12	40	38	0	0	18	0	332	27.7
9. East Carolina	12	39	34	1	0	18	0	324	27.0
10. Tulane	12	37	33	2	0	10	0	289	24.1
11. Cincinnati	12	28	23	1	0	13	0	232	19.3
12. UConn	12	20	19	0	0	13	0	178	14.8

SCORING DEFENSE	G	TD	XP	2XP	DXP	FG	Saf	Pts	Avg
1. Temple	14	33	28	1	0	10	0	258	18.4
2. Houston	13	37	34	1	0	15	1	305	23.5
3. UCF	13	40	36	1	0	14	0	320	24.6
4. Cincinnati	12	39	36	0	0	17	1	323	26.9
5. Tulane	12	42	36	2	1	12	1	332	27.7
6. UConn	12	43	43	0	0	12	0	377	28.1
7. Memphis	13	49	48	0	0	11	0	375	28.8
8. Tulsa	13	48	44	1	0	18	0	388	29.8
9. Navy	14	54	51	1	0	19	0	434	31.0
10. USF	13	50	42	2	0	21	1	411	31.6
11. East Carolina	12	56	54	0	0	13	2	433	36.1
12. SMU	12	56	52	0	0	15	1	435	36.2

TOTAL OFFENSE	G	Rush	Pass	Plays	Yards	Avg/P	TD	Yds/G
1. Tulsa	13	3402	3449	1114	6851	6.1	66	527.0
2. USF	13	3709	2941	928	6650	7.2	73	511.5
3. East Carolina	12	1589	4016	958	5605	5.9	39	467.1
4. Memphis	13	2072	3957	964	6029	6.3	57	463.8
5. Houston	13	1912	3852	1084	5764	5.3	53	443.4
6. Navy	14	4342	1794	900	6136	6.8	70	438.3
7. SMU	12	1959	3168	934	5127	5.5	36	427.2
8. Temple	14	2466	3324	967	5790	6.0	53	413.6
9. Cincinnati	12	1418	3071	850	4489	5.3	27	374.1
10. UCF	13	1835	2726	975	4561	4.7	39	350.8
11. Tulane	12	2737	1360	849	4097	4.8	35	341.4
12. UConn	12	1408	2432	798	3840	4.8	19	320.0

TOTAL DEFENSE	G	Rush	Pass	Plays	Yards	Avg	TD	Yds/G
1. Temple	14	1825	2130	852	3955	4.6	30	282.5
2. Houston	13	1302	2853	866	4155	4.8	35	319.6
3. Tulane	12	1911	2463	816	4374	5.4	37	364.5
4. UCF	13	2204	2610	1008	4814	4.8	38	370.3
5. UConn	12	1753	3176	862	4929	5.7	39	410.8
6. Cincinnati	12	2275	2799	951	5074	5.3	35	422.8
7. Tulsa	13	2292	3252	1013	5544	5.5	44	426.5
8. Navy	14	2519	3557	959	6076	6.3	52	434.0
9. East Carolina	12	2742	2691	844	5433	6.4	51	452.8
10. SMU	12	2526	2910	906	5436	6.0	52	453.0
11. Memphis	13	2664	3246	1025	5910	5.8	48	454.6
12. USF	13	2554	3712	1077	6266	5.8	50	482.0

RUSHING OFFENSE	G	Att	Yds	Avg	TD	Yds/G
1. Navy	14	742	4342	5.9	61	310.1
2. USF	13	570	3709	6.5	47	285.3
3. Tulsa	13	665	3402	5.1	33	261.7
4. Tulane	12	591	2737	4.6	25	228.1
5. Temple	14	564	2466	4.4	31	176.1
6. SMU	12	478	1959	4.1	14	163.2
7. Memphis	13	487	2072	4.3	23	159.4
8. Houston	13	561	1912	3.4	29	147.1
9. UCF	13	527	1835	3.5	25	141.2
10. East Carolina	12	404	1589	3.9	13	132.4
11. Cincinnati	12	397	1418	3.6	8	118.2
12. UConn	12	418	1408	3.4	11	117.3

RUSHING DEFENSE	G	Rushes	Yards	Avg.	TD	Yds/G
1. Houston	13	447	1302	2.9	16	100.2
2. Temple	14	510	1825	3.6	17	130.4
3. UConn	12	448	1753	3.9	19	146.1
4. Tulane	12	472	1911	4.0	20	159.2
5. UCF	13	576	2204	3.8	22	169.5
6. Tulsa	13	526	2292	4.4	28	176.3
7. Navy	14	546	2519	4.6	23	179.9
8. Cincinnati	12	562	2275	4.0	17	189.6
9. USF	13	570	2554	4.5	29	196.5
10. Memphis	13	530	2664	5.0	28	204.9
11. SMU	12	498	2526	5.1	30	210.5
12. East Carolina	12	506	2742	5.4	34	228.5

PASS OFFENSE	G	Att	Cmp	Int	Pct.	Yds	Avg	TD	Yds/G
1. East Carolina	12	554	359	12	64.8	4016	7.2	26	334.7
2. Memphis	13	477	303	10	63.5	3957	8.3	34	304.4
3. Houston	13	523	352	15	67.3	3852	7.4	24	296.3
4. Tulsa	13	449	267	12	59.5	3449	7.7	33	265.3
5. SMU	12	456	248	17	54.4	3168	6.9	22	264.0
6. Cincinnati	12	453	259	15	57.2	3071	6.8	19	255.9
7. Temple	14	403	232	13	57.6	3324	8.2	22	237.4
8. USF	13	358	225	8	62.8	2941	8.2	26	226.2
9. UCF	13	448	244	9	54.5	2726	6.1	14	209.7
10. UConn	12	380	213	11	56.1	2432	6.4	8	202.7
11. Navy	14	158	93	7	58.9	1794	11.4	9	128.1
12. Tulane	12	258	109	8	42.2	1360	5.3	10	113.3

PASS EFFICIENCY	G	Att	Cmp	Pct	Int	Yds	TD	Effc
1. Navy	14	158	93	58.9	7	1794	9	164.2
2. Memphis	13	477	303	63.5	10	3957	34	152.5
3. USF	13	358	225	62.8	8	2941	26	151.4
4. Tulsa	13	449	267	59.5	12	3449	33	142.9
5. Houston	13	523	352	67.3	15	3852	24	138.6
6. Temple	14	403	232	57.6	13	3324	22	138.4
7. East Carolina	12	554	359	64.8	12	4016	26	136.8
8. Cincinnati	12	453	259	57.2	15	3071	19	121.3
9. SMU	12	456	248	54.4	17	3168	22	121.2
10. UCF	13	448	244	54.5	9	2726	14	111.9
11. UConn	12	380	213	56.1	11	2432	8	111.0
12. Tulane	12	258	109	42.2	8	1360	10	93.1

PASS DEFENSE	G	Att	Cmp	Int	Pct.	Yds	Avg	TD	Yds/G
1. Temple	14	342	182	12	53.2	2130	6.2	13	152.1
2. UCF	13	432	223	15	51.6	2610	6.0	16	200.8
3. Tulane	12	344	187	12	54.4	2463	7.2	17	205.2
4. Houston	13	419	235	7	56.1	2853	6.8	19	219.5
5. East Carolina	12	338	194	5	57.4	2691	8.0	17	224.2
6. Cincinnati	12	389	239	17	61.4	2799	7.2	18	233.2
7. SMU	12	408	239	18	58.6	2910	7.1	22	242.5
8. Memphis	13	495	304	16	61.4	3246	6.6	20	249.7
9. Tulsa	13	487	260	10	53.4	3252	6.7	16	250.2
10. Navy	14	413	267	7	64.6	3557	8.6	29	254.1
11. UConn	12	414	265	7	64.0	3176	7.7	20	264.7
12. USF	13	507	303	15	59.8	3712	7.3	21	285.5

PASS DEF EFFICIENCY	G	Att	Cmp	Int	Pct.	Yds	TD	Effc
1. UCF	13	432	223	15	51.6	2610	16	107.6
2. Temple	14	342	182	12	53.2	2130	13	111.1
3. Tulsa	13	487	260	10	53.4	3252	16	116.2
4. Memphis	13	495	304	16	61.4	3246	20	123.4
5. Tulane	12	344	187	12	54.4	2463	17	123.8
6. Houston	13	419	235	7	56.1	2853	19	124.9
7. SMU	12	408	239	18	58.6	2910	22	127.5
8. Cincinnati	12	389	239	17	61.4	2799	18	128.4
9. USF	13	507	303	15	59.8	3712	21	129.0
10. East Carolina	12	338	194	5	57.4	2691	17	137.9
11. UConn	12	414	265	7	64.0	3176	20	141.0
12. Navy	14	413	267	7	64.6	3557	29	156.8

KICKOFF RETURNS	G	Ret	Yds	TD	Avg
1. Memphis	13	47	1249	3	26.6
2. Navy	14	48	1111	0	23.1
3. Tulane	12	32	712	1	22.2
4. Temple	14	28	613	0	21.9
5. Houston	13	37	783	1	21.2
6. UCF	13	40	838	1	21.0
7. Tulsa	13	40	810	0	20.2
8. Cincinnati	12	36	716	0	19.9
9. USF	13	45	857	0	19.0
10. UConn	12	39	740	0	19.0
11. East Carolina	12	54	997	0	18.5
12. SMU	12	53	933	0	17.6

PUNT RETURNS	G	Ret	Yds	TD	Avg
1. Temple	14	18	190	0	10.6
2. USF	13	24	238	1	9.9
3. Navy	14	15	146	0	9.7
4. Tulsa	13	25	224	0	9.0
5. Memphis	13	21	174	0	8.3
6. UCF	13	27	203	1	7.5
7. UConn	12	3	21	0	7.0
8. Cincinnati	12	15	92	0	6.1
9. Tulane	12	15	62	0	4.1
10. Houston	13	18	73	0	4.1
11. SMU	12	13	48	0	3.7
12. East Carolina	12	10	18	0	1.8

2016 IN REVIEW

PUNTING	G	No.	Yards	Avg/P	PR	Avg	TBg	Net/P
1. Memphis	13	58	2530	43.6	66	1.1	4	41.1
2. Navy	14	34	1436	42.2	63	1.9	1	39.8
3. Houston	13	59	2397	40.6	34	0.6	4	38.7
4. UCF	13	81	3327	41.1	191	2.4	2	38.2
5. Tulane	12	73	2888	39.6	31	0.4	5	37.8
6. Tulsa	13	64	2672	41.8	141	2.2	6	37.7
7. USF	13	64	2597	40.6	185	2.9	1	37.4
8. Temple	14	53	2065	39.0	78	1.5	1	37.1
9. East Carolina	12	52	2159	41.5	192	3.7	2	37.1
10. UConn	12	74	3017	40.8	157	2.1	6	37.0
11. Cincinnati	12	69	2673	38.7	138	2.0	3	35.9
12. SMU	12	71	2813	39.6	177	2.5	5	35.7

TURNOVER MARGIN	G	Gained			Lost			Mar	Per/G
		Fum	Int	Tot	Fum	Int	Tot		
1. Tulane	12	15	12	27	10	8	18	+9	0.75
2. USF	13	11	15	26	9	8	17	+9	0.69
3. Memphis	13	13	16	29	11	10	21	+8	0.62
4. Temple	14	13	12	25	6	13	19	+6	0.43
5. SMU	12	8	18	26	7	17	24	+2	0.17
6. Navy	14	11	7	18	9	7	16	+2	0.14
7. Cincinnati	12	7	17	24	8	15	23	+1	0.08
8. UCF	13	11	15	26	16	9	25	+1	0.08
9. Tulsa	13	11	10	21	9	12	21	+0	0.00
10. Houston	13	11	7	18	10	15	25	-7	-0.54
11. UConn	12	4	7	11	8	11	19	-8	-0.67
12. East Carolina	12	3	5	8	12	12	24	-16	-1.33

FIRST DOWNS	G	Rush	Pass	Pen	Total
1. Tulsa	13	182	165	26	373
2. Houston	13	121	178	15	314
3. Memphis	13	102	174	27	303
4. USF	13	164	121	15	300
5. Temple	14	139	136	23	298
6. Navy	14	212	65	16	293
7. East Carolina	12	92	177	18	287
8. SMU	12	92	145	25	262
9. UCF	13	107	113	29	249
10. Cincinnati	12	76	143	13	232
11. Tulane	12	131	59	18	208
12. UConn	12	73	117	15	205

OPPONENT 1ST DOWNS	G	Rush	Pass	Pen	Total
1. Houston	13	74	123	16	213
2. Temple	14	101	96	18	215
3. Tulane	12	100	98	18	216
4. UConn	12	89	149	13	251
5. UCF	13	124	113	18	255
6. East Carolina	12	129	107	20	256
7. Tulsa	13	107	138	16	261
8. SMU	12	128	124	16	268
9. Cincinnati	12	133	136	18	287
10. Navy	14	136	161	10	307
11. Memphis	13	137	147	25	309
12. USF	13	144	159	23	326

3RD-DN CONVERSIONS	G	Conv	Att	Pct
1. Navy	14	91	167	54.5
2. Houston	13	109	231	47.2
3. Tulsa	13	97	210	46.2
4. USF	13	84	189	44.4
5. SMU	12	90	208	43.3
6. Temple	14	79	190	41.6
7. Memphis	13	79	194	40.7
8. East Carolina	12	77	194	39.7
9. Cincinnati	12	69	182	37.9
10. UConn	12	61	181	33.7
11. UCF	13	63	212	29.7
12. Tulane	12	52	187	27.8

OPP 3RD-DN CONVERT	G	Conv	Att	Pct
1. UCF	13	64	221	29.0
2. Houston	13	69	202	34.2
3. Temple	14	68	196	34.7
4. Tulsa	13	85	228	37.3
5. SMU	12	69	183	37.7
6. Memphis	13	73	192	38.0
7. USF	13	85	217	39.2
8. UConn	12	73	179	40.8
9. Tulane	12	81	189	42.9
10. East Carolina	12	73	170	42.9
11. Cincinnati	12	93	194	47.9
12. Navy	14	107	200	53.5

SACKS BY	G	Sacks	Yards
1. Temple	14	40	277
2. Houston	13	39	278
3. UCF	13	38	243
4. Tulsa	13	32	221
5. USF	13	31	195
6. SMU	12	29	227
7. Tulane	12	28	175
8. Memphis	13	23	132
9. Navy	14	20	134
10. Cincinnati	12	19	120
11. UConn	12	17	102
12. East Carolina	12	8	47

SACKS AGAINST	G	Sacks	Yards
1. USF	13	15	94
2. Tulane	12	21	139
3. Navy	14	23	116
4. Tulsa	13	24	151
5. Cincinnati	12	26	172
SMU	12	26	168
7. Temple	14	29	254
8. East Carolina	12	31	222
9. UCF	13	35	253
Memphis	13	35	254
11. UConn	12	37	207
Houston	13	37	243

PENALTIES	G	No	Yds	Avg/G
1. Navy	14	39	341	24.4
2. UConn	12	43	339	28.2
3. Houston	13	58	554	42.6
4. Temple	14	75	604	43.1
5. East Carolina	12	60	521	43.4
6. Cincinnati	12	55	544	45.3
7. SMU	12	69	624	52.0
8. Tulsa	13	78	684	52.6
9. Tulane	12	77	661	55.1
10. UCF	13	91	729	56.1
11. USF	13	83	763	58.7
12. Memphis	13	82	771	59.3

OPPONENT PENALTIES	G	No	Yds	Avg/G
1. SMU	12	92	866	72.2
2. Tulsa	13	99	861	66.2
3. Memphis	13	85	777	59.8
4. UCF	13	80	741	57.0
5. East Carolina	12	76	673	56.1
6. Tulane	12	66	585	48.8
7. Houston	13	74	632	48.6
8. Temple	14	81	664	47.4
9. Cincinnati	12	60	538	44.8
10. USF	13	60	544	41.8
11. UConn	12	59	502	41.8
12. Navy	14	60	494	35.3

FIELD GOALS	G	Made	Att	Pct
1. Temple	14	25	29	.862
2. Tulsa	13	21	26	.808
Memphis	13	21	26	.808
4. Houston	13	16	20	.800
Navy	14	8	10	.800
6. UCF	13	17	22	.773
7. USF	13	10	13	.769
8. SMU	12	18	24	.750
9. UConn	12	13	18	.722
10. East Carolina	12	18	25	.720
11. Cincinnati	12	13	19	.684
12. Tulane	12	10	16	.625

PAT KICKING	G	Made	Att	Pct
1. Tulsa	13	67	67	1.000
Memphis	13	58	58	1.000
SMU	12	38	38	1.000
UConn	12	19	19	1.000
5. USF	13	75	76	.987
6. Temple	14	52	53	.981
7. East Carolina	12	34	35	.971
8. Tulane	12	33	34	.971
9. Navy	14	65	68	.956
10. Houston	13	56	59	.949
11. UCF	13	39	42	.929
12. Cincinnati	12	23	26	.885



Temple Tops Navy For First American Championship

Phillip Walker threw two touchdown passes as Temple claimed its first American Athletic Conference title with a 34-10 victory against Navy Dec. 3 at Navy-Marine Corps Memorial Stadium.

After Temple scored touchdowns on its first three possessions, protecting the 21-0 lead became substantially easier when No. 19 Navy lost standout quarterback Will Worth to a second-quarter ankle injury.

Not only did Temple open with TD drives of 75, 59 and 70 yards, but the defense quashed a Navy attack that had averaged 61 points over its previous three games. The result was the end of Navy's 15-game home winning streak.

Walker went 16-for-25 for 199 yards, and middle linebacker Jarred Alwan led the Owls defense with 13 tackles.

Temple took the suspense out of the game with an early show of offensive firepower. After Walker completed a 13-yard pass for Keith Kirkwood on fourth-and-7 from the Navy 28, Jahad Thomas ran for a 15-yard score.

A 22-yard touchdown pass to Ventell Bryant made it 14-0, and Walker followed a Navy turnover with a perfectly thrown long pass that Kirkwood caught in stride for a 56-yard score.

After falling behind 24-3 at halftime, the Midshipmen got a 47-yard run from Abey during a drive late in the third quarter that ended with the quarterback scoring from the Temple 1.



INDIVIDUAL RECORDS

TOTAL OFFENSE

GAME	PLAYS
83	Greg Ward Jr., Houston at Memphis, 11/25/16 (16 rush, 67 pass)
81	Garrett Gilbert, SMU vs. Rutgers, 10/5/13 (11 rush, 70 pass)
76	Garrett Gilbert, SMU vs. Texas Tech, 8/30/13 (14 rush, 62 pass)
75	Shane Carden, East Carolina vs. Florida, 1/3/15 (9 rush, 66 pass)
73	Shane Carden, East Carolina vs. UConn, 1/23/14 (9 rush, 64 pass)
69	Phillip Walker, Temple at Memphis, 10/6/16 (10 rush, 59 pass)
67	Garrett Gilbert, SMU at Texas A&M, 9/21/13 (5 rush, 62 pass)
	Phillip Nelson, East Carolina at South Carolina, 9/17/16 (9 rush, 58 pass)
	Greg Ward Jr., Houston vs. Navy, 10/8/16 (17 rush, 50 pass)
66	Shane Carden, East Carolina at Cincinnati, 11/13/14 (5 rush, 61 pass)
	Bryant Shirreffs, UConn vs. Syracuse, 9/24/16 (21 rush, 45 pass)

SEASON	PLAYS
713	Shane Carden, East Carolina, 2014
666	Greg Ward Jr., Houston, 2016
587	Garrett Gilbert, SMU, 2013
581	Dane Evans, Tulsa, 2015
543	Greg Ward Jr., Houston, 2015
539	Dane Evans, Tulsa, 2014
530	Paxton Lynch, Memphis, 2015
529	Quinton Flowers, USF, 2016
526	Paxton Lynch, Memphis, 2014
523	John O'Korn, Houston, 2013

CAREER	PLAYS
1,800	Phillip Walker, Temple, 2013-16
1,664	Greg Ward Jr., Houston, 2013-16
1,602	Dane Evans, Tulsa, 2014-16
1,493	Paxton Lynch, Memphis, 2013-15
941	Justin Holman, UCF, 2013-16
935	Gunner Kiel, Cincinnati, 2014-16
860	Bryant Shirreffs, UConn, 2015-16
825	Matt Davis, SMU, 2014-16
728	John O'Korn, Houston, 2013-14

GAME	YARDS GAINED
635	Garrett Gilbert, SMU vs. Temple, 10/26/13 (97 rush, 538 pass)
552	Greg Ward Jr., Houston at Memphis, 11/25/16 (65 rush, 487 pass)
564	Hayden Moore, Cincinnati at Memphis, 9/24/15 (7 rush, 557 pass)
499	Gunner Kiel, Cincinnati at Houston, 11/7/15 (-24 rush, 523 pass)
498	Garrett Gilbert, SMU vs. Rutgers, 10/5/13 (14 rush, 484 pass)
477	Shane Carden, East Carolina vs. UConn, 10/23/14 (32 rush, 445 pass)
475	Phillip Walker, Temple at Memphis, 10/6/16 (30 rush, 445 pass)
473	Quinton Flowers, USF at Memphis, 11/12/16 (210 rush, 263 pass)
471	Teddy Bridgewater, Louisville vs. Miami (Fla), 12/28/13 (24 rush, 447 pass)
468	Blake Kemp, East Carolina at UCF, 11/19/15 (3 rush, 456 pass)

SEASON	YARDS GAINED
4,812	Shane Carden, East Carolina, 2014 (76 rush, 4,736 pass)
4,342	Quinton Flowers, USF, 2016 (1,530 rush, 2,812 pass)
4,323	Dane Evans, Tulsa, 2015 (-9 rush, 4,332 pass)
4,075	Greg Ward Jr., Houston, 2016 (518 rush, 3,557 pass)
4,048	Teddy Bridgewater, Louisville, 2013 (78 rush, 3,970 pass)
4,017	Paxton Lynch, Memphis, 2015 (239 rush, 3,778 pass)
3,936	Greg Ward Jr., Houston, 2015 (1,108 rush, 2,828 pass)
3,853	Blake Bortles, UCF, 2013 (272 rush, 3,581 pass)
3,795	Garrett Gilbert, SMU, 2013 (267 rush, 3,528 pass)
3,628	Riley Ferguson, Memphis, 2016 (-70 rush, 3,698 pass)

CAREER	YARDS GAINED
11,431	Phillip Walker, Temple, 2013-16
11,080	Greg Ward Jr., Houston, 2013-16
10,082	Dane Evans, Tulsa, 2014-16
9,552	Paxton Lynch, Memphis, 2013-15
7,813	Quinton Flowers, USF, 2014-16
7,000	Gunner Kiel, Cincinnati, 2014-16
5,405	Justin Holman, UCF, 2013-16
4,917	Bryant Shirreffs, UConn, 2015-16
4,812	Shane Carden, East Carolina, 2014
4,734	Matt Davis, SMU, 2014-16

YARDS PER GAME

SEASON	YARDS PER GAME
379.5	Garrett Gilbert, SMU, 2013 (10 games, 3,795 yards)
370.2	Shane Carden, East Carolina, 2014 (13 games, 4,812 yards)
339.6	Greg Ward Jr. Houston, 2016 (12 games, 4,075 yards)
334.0	Quinton Flowers, USF, 2016 (13 games, 4,342 yards)
332.5	Dane Evans, Tulsa, 2015 (13 games, 4,323 yards)
311.4	Teddy Bridgewater, Louisville, 2013 (13 games, 4,048 yards)
309.0	Paxton Lynch, Memphis, 2015 (13 games, 4,017 yards)
296.4	Blake Bortles, UCF, 2013 (13 games, 3,853 yards)
281.1	Greg Ward Jr., Houston, 2015 (14 games, 3,936 yards)
280.4	Gunner Kiel, Cincinnati, 2015 (10 games, 2,804 yards)

YARDS PER PLAY

GAME (Minimum 15 plays)	YARDS PER PLAY
17.9	Brendon Kay, Cincinnati vs. Northwestern State, 9/14/13 (16 plays, 286 yards)
15.3	Paxton Lynch, Memphis vs. SMU, 11/28/15 (15 plays, 229 yards)
14.3	Sherman Badie, Tulane at Tulsa, 8/28/14 (15 plays, 215 yards)
13.0	Dane Evans, Tulsa at Navy, 11/12/16 (29 plays, 376 yards)
12.5	James Summers, East Carolina at SMU, 10/3/15 (19 plays, 238 yards)

SEASON (Minimum 250 plays)	YARDS PER PLAY
8.3	Teddy Bridgewater, Louisville, 2013 (490 plays, 4,048 yards)
8.2	Blake Bortles, UCF, 2013 (469 plays, 3,853 yards)
8.2	Quinton Flowers, USF, 2016 (529 plays, 4,342 yards)
8.1	Gunner Kiel, Cincinnati, 2015 (348 plays, 2,804 yards)
7.6	Paxton Lynch, Memphis, 2015 (530 plays, 4,017 yards)

CAREER (Minimum 400 plays)	YARDS PER PLAY
8.3	Teddy Bridgewater, Louisville, 2013 (490 plays, 4,048 yards)
8.2	Blake Bortles, UCF, 2013 (469 plays, 3,853 yards)
7.7	Gunner Kiel, Cincinnati, 2014-15 (801 plays, 6,200 yards)
7.6	Quinton Flowers, USF, 2015-16 (1,029 plays, 7,813 yards)
7.5	Gunner Kiel, Cincinnati, 2014-16 (935 plays, 7,000 yards)

TOUCHDOWN RESPONSIBILITY

GAME	TOUCHDOWNS
7	Garrett Gilbert, SMU vs. Rutgers, 10/5/13 (2 rush, 5 pass)
	Paxton Lynch, Memphis vs. Brigham Young, 12/22/14 (3 rush, 4 pass)
	Paxton Lynch, Memphis vs. SMU, 11/28/15 (0 rush, 7 pass)
	Riley Ferguson, Memphis vs. Bowling Green, 9/24/16 (1 rush, 6 pass)
6	Garrett Gilbert, SMU vs. Temple, 10/26/13 (2 rush, 4 pass)
	Gunner Kiel, Cincinnati vs. Toledo, 9/12/14 (0 rush, 6 pass)
	Shane Carden, East Carolina vs. North Carolina, 9/20/14 (2 rush, 4 pass)
	Greg Ward Jr., Houston vs. Texas State, 9/26/15 (2 rush, 4 pass)
	Phillip Nelson, East Carolina vs. Western Carolina, 9/3/16 (1 rush, 5 pass)
5	26 Times
	Most Recent: Quinton Flowers, USF vs. South Carolina, 12/29/16 (3 rush, 2 pass)

SEASON	TOUCHDOWNS
42	Quinton Flowers, USF, 2016 (18 rush, 24 pass)
38	Greg Ward Jr., Houston, 2015 (21 rush, 17 pass)
36	Shane Carden, East Carolina, 2014 (6 rush, 30 pass)
	Riley Ferguson, Memphis, 2016 (4 rush, 32 pass)
	Dane Evans, Tulsa, 2016 (4 rush, 32 pass)
35	Paxton Lynch, Memphis, 2014 (13 rush, 22 pass)
34	Quinton Flowers, USF, 2015 (12 rush, 22 pass)
33	Will Worth, Navy, 2016 (25 rush, 8 pass)
32	Teddy Bridgewater, Louisville, 2013 (1 rush, 32 pass)
	Gunner Kiel, Cincinnati, 2014 (1 rush, 31 pass)
	Keenan Reynolds, Navy, 2015 (24 rush, 8 pass)
	Greg Ward Jr., Houston, 2016 (10 rush, 22 pass)

CAREER	TOUCHDOWNS
91	Greg Ward Jr., Houston, 2013-16 (39 rush, 52 pass)
89	Dane Evans, Tulsa, 2014-16 (9 rush, 80 pass)
85	Phillip Walker, Temple, 2013-16 (9 rush, 74 pass)
76	Paxton Lynch, Memphis, 2013-15 (17 rush, 59 pass)
	Quinton Flowers, USF, 2014-16 (30 rush, 46 pass)
59	Gunner Kiel, Cincinnati, 2014-16 (3 rush, 56 pass)
39	Justin Holman, UCF, 2013-16 (5 rush, 34 pass)
36	Shane Carden, East Carolina, 2014 (6 rush, 30 pass)
	John O'Korn, Houston, 2013-14 (2 rush, 34 pass)
	Riley Ferguson, Memphis, 2016 (4 rush, 32 pass)

RUSHING

RUSHING ATTEMPTS

GAME	
46	D'Angelo Brewer, Tulsa at Fresno State, 9/24/16
39	James Flanders, Tulsa vs. Cincinnati, 11/25/16
38	Sam Craft, Memphis at Cincinnati, 10/4/14
	D'Angelo Brewer, Tulsa vs. SMU, 10/7/16
33	Zack Langer, Tulsa vs. SMU, 11/8/14
	Zack Langer, Tulsa at New Mexico, 9/12/15
	James Flanders, Tulsa at Memphis, 10/29/16
32	Doroland Dorceus, Memphis at Tulsa, 10/23/15
	Arkeel Newsome, UConn vs. Houston, 11/21/15
	Will Worth, Navy vs. Houston, 10/8/16

SEASON

276	Jahad Thomas, Temple, 2015 (1,262 yards)
265	Keenan Reynolds, Navy, 2015 (1,373 yards)
264	Will Worth, Navy, 2016 (1,198 yards)
	D'Angelo Brewer, Tulsa, 2016 (1,435 yards)
258	James Flanders, Tulsa, 2016 (1,629 yards)
213	Storm Johnson, UCF, 2013 (1,139 yards)
211	Chris Swain, Navy, 2015 (1,023 yards)
210	Marlon Mack, USF, 2015 (1,381 yards)
207	Jahad Thomas, Temple, 2016 (953 yards)
202	Marlon Mack, USF, 2014 (1,041 yards)
	Braeden West, SMU, 2016 (1,036 yards)

CAREER

586	Marlon Mack, USF, 2014-16
563	Jahad Thomas, Temple, 2013-16
558	Greg Ward Jr., Houston, 2013-16
474	Kenneth Farrow, Houston, 2013-15
465	D'Angelo Brewer, Tulsa, 2014-16
429	Tion Green, Cincinnati, 2013-16
402	Quinton Flowers, USF, 2014-16
397	Brandon Hayes, Memphis, 2013-14
	Zack Langer, Tulsa, 2014-15
381	James Flanders, Tulsa, 2014-16

RUSHING YARDS

GAME	
275	Marlon Mack, USF vs. Western Carolina, 8/30/14
252	D'Angelo Brewer, Tulsa at Fresno State, 9/24/16
249	James Flanders, Tulsa at Memphis, 10/29/16
230	Marlon Mack, USF vs. Temple, 11/14/15
220	Braeden West, SMU vs. Liberty, 9/17/16
215	Sherman Badie, Tulane at Tulsa, 8/28/14
212	Mike Boone, Cincinnati vs. USF, 10/24/14
211	Breon Allen, East Carolina vs. North Carolina, 9/20/14
210	Ryquell Armstead, Temple vs. USF, 10/21/16
	Quinton Flowers, USF at Memphis, 11/12/16

SEASON

1,629	James Flanders, Tulsa, 2016
1,435	D'Angelo Brewer, Tulsa, 2016
1,530	Quinton Flowers, USF, 2016
1,381	Marlon Mack, USF, 2015
1,373	Keenan Reynolds, Navy, 2015
1,262	Jahad Thomas, Temple, 2015
1,198	Will Worth, Navy, 2016
1,187	Marlon Mack, USF, 2016
1,139	Storm Johnson, UCF, 2013
1,108	Greg Ward Jr., Houston, 2015
1,041	Marlon Mack, USF, 2014

CAREER

3,609	Marlon Mack, USF, 2014-16
2,599	Jahad Thomas, Temple, 2013-16
2,594	Quinton Flowers, USF, 2014-16
2,509	Kenneth Farrow, Houston, 2013-15
2,400	D'Angelo Brewer, Tulsa, 2014-16
2,375	Greg Ward Jr., Houston, 2013-16
2,172	James Flanders, Tulsa, 2014-16
2,002	Tion Green, Cincinnati, 2013-16
1,857	Dontrell Hilliard, Tulane, 2014-16
1,809	Brandon Hayes, Memphis, 2013-14

QUARTERBACK GAME

210	Quinton Flowers, USF at Memphis, 11/12/16
201	Quinton Flowers, USF vs. SMU, 10/24/15
	Will Worth, Navy vs. Memphis, 10/22/16
191	Matt Davis, SMU at UConn, 12/6/14
183	Keenan Reynolds, Navy vs. Air Force, 10/3/15
182	Greg Ward Jr., Houston at Tulsa, 10/3/15
181	Matt Davis, SMU at Tulsa, 11/8/14
176	Quinton Flowers, USF vs. Navy, 10/28/16
175	Will Worth, Navy vs. Notre Dame, 11/5/16
169	James Summers, East Carolina vs. Virginia Tech, 9/26/15

QUARTERBACK SEASON

1,530	Quinton Flowers, USF, 2016
1,373	Keenan Reynolds, Navy, 2015
1,198	Will Worth, Navy, 2016
1,108	Greg Ward Jr., Houston, 2015
991	Quinton Flowers, USF, 2015
761	Matt Davis, SMU, 2015
613	Matt Davis, SMU, 2014
569	Greg Ward Jr., Houston, 2014
518	Greg Ward Jr., Houston, 2016
503	Bryant Shirreffs, UConn, 2015

FRESHMAN SEASON

1,041	Marlon Mack, USF, 2014
688	Sherman Badie, Tulane, 2014
651	Ke'Mon Freeman, SMU, 2016
650	Mike Boone, Cincinnati, 2014
634	Xavier Jones, SMU, 2015

100-YARD GAMES, SEASON

9	Marlon Mack, USF, 2015
8	Keenan Reynolds, Navy, 2014
	James Flanders, Tulsa, 2016
	Quinton Flowers, USF, 2016
	Will Worth, Navy, 2016
7	Kenneth Farrow, Houston, 2014
	Marlon Mack, USF, 2016
6	D'Angelo Brewer, Tulsa, 2016
	Braeden West, SMU, 2016

100-YARD GAMES, CAREER

20	Marlon Mack, USF, 2014-16
11	Kenneth Farrow, Houston, 2013-15
10	James Flanders, Tulsa, 2014-16
9	D'Angelo Brewer, Tulsa, 2014-16
8	Keenan Reynolds, Navy, 2015
	Will Worth, Navy, 2015-16
	Quinton Flowers, USF, 2014-16
	Jahad Thomas, Temple, 2013-16

YARDS PER GAME

SEASON

125.3	James Flanders, Tulsa, 2016 (13 games, 1,629 yards)
119.6	D'Angelo Brewer, Tulsa, 2016 (12 games, 1,435 yards)
117.7	Quinton Flowers, USF, 2016 (13 games, 1,530 yards)
115.1	Marlon Mack, USF, 2015 (12 games, 1,381 yards)
105.6	Keenan Reynolds, Navy, 2015 (13 games, 1,373 yards)
99.8	Will Worth, Navy, 2016 (12 games, 1,198 yards)
98.9	Marlon Mack, 2016 (12 games, 1,187 yards)
90.1	Jahad Thomas, Temple, 2015 (14 games, 1,262 yards)
87.6	Storm Johnson, UCF, 2013 (13 games, 1,139 yards)
86.8	Marlon Mack, UCF, 2014 (12 games, 1,041 yards)

CAREER (Minimum 20 games)

100.2	Marlon Mack, USF, 2014-16 (36 games, 3,609 yards)
83.7	Quinton Flowers, USF, 2014-16 (31 games, 2,594 yards)
75.4	Brandon Hayes, Memphis, 2013-14 (24 games, 1,809 yards)
75.1	Zack Langer, Tulsa, 2014-15 (21 games, 1,578 yards)
70.1	James Flanders, Tulsa, 2014-16 (31 games, 2,172 yards)
69.7	Kenneth Farrow, Houston, 2013-15 (36 games, 2,509 yards)
68.6	D'Angelo Brewer, Tulsa, 2014-16 (35 games, 2,400 yards)
63.7	Matt Davis, SMU, 2014-16 (23 games, 1,465 yards)
61.6	Mike Boone, Cincinnati, 2014-16 (29 games, 1,787 yards)
59.8	James Summers, East Carolina, 2015-16 (22 games, 1,315 yards)

INDIVIDUAL RECORDS

YARDS PER RUSH

GAME (Minimum 10 rushes)

17.6	Chris High, Navy vs. Fordham, 9/3/16 (10 att., 176 yards)
15.7	Marquis Warford, Memphis vs. Arkansas State, 9/21/13 (11 att., 173 yards)
14.3	Sherman Badie, Tulane at Tulsa, 8/28/14 (15 att., 215 yards)
13.6	Shawn White, Navy at East Carolina, 11/19/16 (11 att., 150 yards)
13.5	Quinton Flowers, USF vs. Navy, 10/28/16 (13 att., 176 yards)

SEASON (Minimum 100 rushes)

7.7	Quinton Flowers, USF, 2016 (198 att., 1,530 yards)
6.8	Marlon Mack, USF, 2016 (174 att., 1,187 yards)
6.6	Marlon Mack, USF, 2015 (210 att., 1,381 yards)
6.5	Breon Allen, East Carolina, 2014 (134 att., 869 yards)
6.3	James Flanders, Tulsa, 2016 (258 att., 1,629 yards)

CAREER (Minimum 200 rushes)

6.5	Quinton Flowers, USF, 2014-16 (402 att., 2,594 yards)
6.2	Marlon Mack, USF, 2014-16 (586 att., 3,609 yards)
5.8	Mike Boone, Cincinnati, 2014-16 (310 att., 1,787 yards)
5.7	James Flanders, Tulsa, 2014-16 (381 att., 2,172 yards)
5.6	Hosey Williams, Cincinnati, 2013-15 (279 att., 1,572 yards)

TOUCHDOWNS RUSHING

GAME

5	Keenan Reynolds, Navy vs. East Carolina, 9/19/15
	James Flanders, Tulsa at Memphis, 10/29/16
4	Marlon Mack, USF vs. Western Carolina, 8/30/14
	Kenneth Farrow, Houston vs. Tulsa, 11/22/14
	Chris Hairston, East Carolina vs. Towson, 9/5/15
	Greg Ward Jr., Houston vs. SMU, 10/8/15
	Keenan Reynolds, Navy vs. SMU, 11/14/15
	Will Worth, Navy at USF, 10/28/16
	Will Worth, Navy at East Carolina, 11/19/16

GAME (QUARTERBACK)

5	Keenan Reynolds, Navy vs. East Carolina, 9/19/15
4	Greg Ward Jr., Houston vs. SMU, 10/8/15
	Keenan Reynolds, Navy vs. SMU, 11/14/15
	Will Worth, Navy at USF, 10/28/16
	Will Worth, Navy at East Carolina, 11/19/16

SEASON

25	Will Worth, Navy, 2016
24	Keenan Reynolds, Navy, 2015
21	Greg Ward Jr., Houston, 2015
18	Zack Langer, Tulsa, 2015
	James Flanders, Tulsa, 2016
	Quinton Flowers, USF, 2016
17	Jahad Thomas, Temple, 2015
15	Marlon Mack, USF, 2016
14	Storm Johnson, UCF, 2013
	Kenneth Farrow, Houston, 2014
	Ryquell Armstead, Temple, 2016

CAREER

39	Greg Ward Jr., Houston, 2013-16
32	Kenneth Farrow, Houston, 2013-15
	Marlon Mack, USF, 2014-16
30	Jahad Thomas, Temple, 2013-16
	Quinton Flowers, USF, 2014-16
25	Will Worth, Navy, 2015-16
24	Keenan Reynolds, Navy, 2015
22	Zack Langer, Tulsa, 2014-15
20	Mike Boone, Cincinnati, 2014-16
19	James Flanders, Tulsa, 2014-16

LONGEST RUSHING PLAY

td 94	Jager Gardner, Temple at SMU, 11/6/15
td 92	Rodney Adams, USF at Memphis, 11/12/16
td 90	Sherman Badie, Tulane at Tulsa, 8/28/14
td 90	Arkeel Newsome, UConn vs. East Carolina, 10/30/15
td 87	Adrian Killins, UCF at Michigan, 9/10/16
td 86	Sherman Badie, Tulane at Rutgers, 9/27/14
td 85	Dontrell Hilliard, Tulane vs. Maine, 9/19/15
	Marlon Mack, Navy at USF, 10/28/16
84	Breon Allen, East Carolina vs. North Carolina, 9/20/14
	Hosey Williams, Cincinnati vs. UConn, 10/24/15
	Josh Rounds, Tulane at Tulsa, 10/22/16

ALL-PURPOSE YARDS

GAME

342	Jahad Thomas, Temple at Cincinnati, 9/12/15
311	Robby Anderson, Temple at SMU, 10/26/13
283	Demarcus Ayers, Houston at Tulane, 10/16/15
281	D'Ernest Johnson, USF vs. Cincinnati, 11/20/15
280	Marlon Mack, USF vs. Western Carolina, 8/30/14
277	Rannell Hall, UCF at Temple, 11/29/13
272	Marlon Mack, USF vs. Temple, 11/14/15
270	Rodney Adams, USF at Memphis, 11/12/16
269	Keevan Lucas, Tulsa vs. Tulane, 8/28/14

SEASON

1,770	Zay Jones, East Carolina, 2016 (24 rush, 1,746 rec.)
1,696	Rannell Hall, UCF, 2013 (121 rush, 886 rec., 689 kr)
1,686	Arkeel Newsome, UConn, 2015 (792 rush, 465 rec., 429 kr)
1,677	Jahad Thomas, Temple, 2015 (1,262 rush, 216 rec., 199 kr)
1,659	Demarcus Ayers, Houston, 2015 (147 rush, 1,222 rec., 290 pr)
1,646	James Flanders, Tulsa, 2016 (1,629 rush, 17 rec.)
1,600	Anthony Miller, Memphis, 2016 (69 rush, 14,34 rec., 94 pr)
1,596	Justin Hardy, East Carolina, 2014 (7 rush, 1,494 rec., 95 pr)
1,588	Keyarris Garrett, Tulsa, 2015 (1,588 rec.)
1,587	Rodney Adams, USF, 2016 (231 rush, 822 rec., 534 kr)

CAREER

4,733	Jahad Thomas, Temple, 2013-16
4,211	Arkeel Newsome, UConn, 2014-16
4,201	Zay Jones, East Carolina, 2014-16
4,107	Marlon Mack, USF, 2014-16
3,763	Demarcus Ayers, Houston, 2013-15
3,454	Rodney Adams, USF, 2014-16
3,192	D'Angelo Brewer, Tulsa, 2014-16
2,991	Mike Boone, Cincinnati, 2014-16
2,957	Keevan Lucas, Tulsa, 2014-16
2,945	D'Ernest Johnson, USF, 2014-16



Demarcus Ayers, Houston

PASSING

GAME	ATTEMPTS
70	Garrett Gilbert, SMU vs. Rutgers, 10/5/13
67	Garrett Krstich, SMU at East Carolina, 10/4/14
	Greg Ward Jr., Houston at Memphis, 11/25/16
66	Shane Carden, East Carolina vs. Florida, 1/3/15
64	Shane Carden, East Carolina vs. UConn, 10/23/14
62	Garrett Gilbert, SMU vs. Texas Tech, 8/30/13
	Garrett Gilbert, SMU at Texas A&M, 9/21/13
61	Shane Carden, East Carolina at Cincinnati, 11/13/14
59	Phillip Walker, Temple at Memphis, 10/6/16
58	Phillip Nelson, East Carolina at South Carolina, 9/17/16

SEASON

617	Shane Carden, East Carolina, 2014
504	Garrett Gilbert, SMU, 2013
485	Dane Evans, Tulsa, 2015
469	Greg Ward Jr., Houston, 2016
462	Dane Evans, Tulsa, 2014
446	John O'Korn, Houston, 2013
443	Paxton Lynch, Memphis, 2015
	Riley Ferguson, Memphis, 2016
435	Dane Evans, Tulsa, 2016
432	Phillip Walker, Temple, 2015

CAREER

1,458	Phillip Walker, Temple, 2013-16
1,382	Dane Evans, Tulsa, 2014-16
1,205	Paxton Lynch, Memphis, 2013-15
1,106	Greg Ward Jr., Houston, 2013-16
833	Gunner Kiel, Cincinnati, 2014-16
739	Justin Holman, UCF, 2013-16
627	Quinton Flowers, USF, 2014-16
619	John O'Korn, Houston, 2013-14
617	Shane Carden, East Carolina, 2014
612	Tanner Lee, Tulane, 2014-15

COMPLETIONS

GAME	COMPLETIONS
47	Greg Ward Jr., Houston at Memphis, 11/25/16
45	Garrett Gilbert, SMU vs. Rutgers, 10/5/13
44	Phillip Nelson, East Carolina at South Carolina, 9/17/16
42	Garrett Krstich, SMU at East Carolina, 10/4/14
41	Garrett Gilbert, SMU vs. Texas Tech, 8/30/13
39	Paxton Lynch, Memphis vs. Mississippi, 10/17/15
38	Garrett Gilbert, SMU at Cincinnati, 11/9/13
	Shane Carden, East Carolina vs. UConn, 10/23/14
37	Garrett Gilbert, SMU at Texas A&M, 10/26/13
	Garrett Gilbert, SMU vs. Temple, 10/26/13

SEASON

392	Shane Carden, East Carolina, 2014
335	Garrett Gilbert, SMU, 2013
319	Greg Ward Jr., Houston, 2016
305	Dane Evans, Tulsa, 2015
303	Teddy Bridgewater, Louisville, 2013
296	Paxton Lynch, Memphis, 2015
280	Riley Ferguson, Memphis, 2016
261	Brendon Kay, Cincinnati, 2013
260	Blake Kemp, East Carolina, 2015
259	Blake Bortles, UCF, 2013
	John O'Korn, Houston, 2013
	Paxton Lynch, Memphis, 2014
	Dane Evans, Tulsa, 2016

CAREER

830	Phillip Walker, Temple, 2013-16
820	Dane Evans, Tulsa, 2014-16
758	Paxton Lynch, Memphis, 2013-15
747	Greg Ward Jr., Houston, 2013-16
505	Gunner Kiel, Cincinnati, 2014-16
395	Justin Holman, UCF, 2013-16
392	Shane Carden, East Carolina, 2014
378	Quinton Flowers, USF, 2014-16
349	John O'Korn, Houston, 2013-14
335	Garrett Gilbert, SMU, 2013

COMPLETION PERCENTAGE

GAME (Minimum 10 comp.)

100.0	Gunner Kiel, Cincinnati vs. UCF, 10/31/15 (15 of 15)
93.3	Munchie Legaux, Cincinnati vs. USF, 10/24/14 (14 of 15)
88.9	Greg Ward Jr., Houston vs. SMU, 10/8/15 (16 of 18)
88.5	Bryant Shirreffs, UConn at Navy, 9/10/16 (23 of 26)
88.0	Paxton Lynch, Memphis at Kansas, 9/12/15 (22 of 25)
87.9	Greg Ward Jr., Houston vs. Temple, 10/17/14 (29 of 33)
87.5	Philip Nelson, East Carolina vs. Western Carolina, 9/3/16 (28 of 32)
86.5	Dane Evans, Tulsa vs. Navy, 11/21/15 (32 of 37)
86.2	Teddy Bridgewater, Louisville at USF, 10/26/13 (25 of 29)
84.6	Darrel Colbert Jr., SMU at USF, 10/24/15 (11 of 13)

SEASON (Minimum 100 comp.)

71.0	Teddy Bridgewater, Louisville, 2013 (303 of 427)
69.3	Blake Kemp, East Carolina, 2015 (260 of 375)
68.0	Greg Ward Jr., Houston, 2016 (319 of 469)
67.9	Phillip Nelson, East Carolina, 2016 (237 of 349)
67.8	Blake Bortles, UCF, 2013 (259 of 382)
67.2	Greg Ward Jr., Houston, 2015 (232 of 345)
67.0	Greg Ward Jr., Houston, 2014 (175 of 261)
66.8	Paxton Lynch, Memphis, 2015 (206 of 316)
66.5	Garrett Gilbert, SMU, 2013 (335 of 504)
66.2	Brendon Kay, Cincinnati, 2013 (261 of 394)

CAREER (Minimum 300 comp.)

71.0	Teddy Bridgewater, Louisville, 2013 (303 of 427)
67.5	Greg Ward Jr., Houston, 2013-16 (747 of 1,106)
66.5	Garrett Gilbert, SMU, 2013 (335 of 504)
63.5	Shane Carden, East Carolina, 2014 (392 of 617)
62.9	Paxton Lynch, Memphis, 2013-15 (758 of 1,205)
60.6	Gunner Kiel, Cincinnati, 2014-16 (505 of 833)
60.3	Quinton Flowers, USF, 2014-16 (378 of 627)
59.4	Bryant Shirreffs, UConn, 2015-16 (334 of 562)
59.3	Dane Evans, Tulsa, 2014-16 (820 of 1,382)
56.9	Phillip Walker, Temple, 2013-16 (830 of 1,458)

PASSING YARDS

GAME

557	Hayden Moore, Cincinnati at Memphis, 9/24/15
538	Garrett Gilbert, SMU vs. Temple, 10/26/13
523	Gunner Kiel, Cincinnati at Houston, 11/7/15
487	Greg Ward Jr., Houston at Memphis, 11/25/16
484	Garrett Gilbert, SMU vs. Rutgers, 10/5/13
465	Blake Kemp, East Carolina at UCF, 11/19/15
461	Casey Cochran, UConn vs. Memphis, 12/7/13
447	Teddy Bridgewater, Louisville vs. Miami (Fla.), 12/28/13
	Paxton Lynch, Memphis at Tulsa, 10/23/15
445	Shane Carden, East Carolina vs. UConn, 10/23/14
	Phillip Walker, Temple at Memphis, 10/6/16

SEASON

4,736	Shane Carden, East Carolina, 2014
4,332	Dane Evans, Tulsa, 2015
3,970	Teddy Bridgewater, Louisville, 2013
3,778	Paxton Lynch, Memphis, 2015
3,698	Riley Ferguson, Memphis, 2016
3,581	Blake Bortles, UCF, 2013
3,557	Greg Ward Jr., Houston, 2016
3,528	Garrett Gilbert, SMU, 2013
3,348	Dane Evans, Tulsa, 2016
3,295	Phillip Walker, Temple, 2016

CAREER

10,782	Dane Evans, Tulsa, 2014-16
10,668	Phillip Walker, Temple, 2013-16
8,865	Paxton Lynch, Memphis, 2013-15
8,705	Greg Ward Jr., Houston, 2013-16
6,835	Gunner Kiel, Cincinnati, 2014-16
5,219	Quinton Flowers, USF, 2014-16
4,911	Justin Holman, UCF, 2013-16
4,736	Shane Carden, East Carolina, 2014
4,088	Bryant Shirreffs, UConn, 2015-16
4,068	John O'Korn, Houston, 2013-14

INDIVIDUAL RECORDS

500-YARD GAMES, SEASON

- 1 Garrett Gilbert, SMU, 2013
Hayden Moore, Cincinnati, 2015
Gunner Kiel, Cincinnati, 2015

400-YARD GAMES, SEASON

- 6 Shane Carden, East Carolina, 2014
- 3 Garrett Gilbert, SMU, 2013
Dane Evans, Tulsa, 2015
- 2 Gunner Kiel, Cincinnati, 2014
Paxton Lynch, Memphis, 2015

300-YARD GAMES, SEASON

- 10 Shane Carden, East Carolina, 2014
- 6 Dane Evans, Tulsa, 2015
- 8 Garrett Gilbert, SMU, 2013
Paxton Lynch, Memphis, 2015
- 7 Riley Ferguson, Memphis, 2015

300-YARD GAMES, CAREER

- 16 Dane Evans, Tulsa, 2014-16
- 12 Paxton Lynch, Memphis, 2013-15
- 10 Shane Carden, East Carolina, 2014
Gunner Kiel, Cincinnati, 2014-16
- 8 Garrett Gilbert, SMU, 2013
Greg Ward Jr., Houston, 2013-16

TOUCHDOWN PASSES

GAME

- 7 Paxton Lynch, Memphis vs. SMU, 11/28/15
- 6 Gunner Kiel, Cincinnati vs. Toledo, 9/12/14
Riley Ferguson, Memphis vs. Bowling Green, 9/24/16
- 5 Gary Nova, Rutgers at Fresno State, 8/29/13
Teddy Bridgewater, Louisville vs. Ohio, 9/1/13
Garrett Gilbert, SMU vs. Rutgers, 10/5/13
John O'Korn, Houston at Rutgers, 10/26/13
Dane Evans, Tulsa vs. SMU, 11/8/14
Gunner Kiel, Cincinnati vs. UCF, 10/31/15
Phillip Nelson, East Carolina vs. Western Carolina, 9/3/16
Dane Evans, Tulsa vs. Central Michigan, 12/19/16

SEASON

- 32 Riley Ferguson, Memphis, 2016
Dane Evans, Tulsa, 2016
- 31 Teddy Bridgewater, Louisville, 2013
Gunner Kiel, Cincinnati, 2014
- 30 Shane Carden, East Carolina, 2014
- 28 John O'Korn, Houston, 2013
Paxton Lynch, Memphis, 2015
- 25 Blake Bortles, UCF, 2013
Dane Evans, Tulsa, 2015
- 24 Quinton Flowers, USF, 2016

CAREER

- 80 Dane Evans, Tulsa, 2014-16
- 74 Phillip Walker, Temple, 2013-16
- 59 Paxton Lynch, Memphis, 2013-15
- 56 Gunner Kiel, Cincinnati, 2014-16
- 52 Greg Ward Jr., Houston, 2013-16
- 46 Quinton Flowers, USF, 2014-16
- 34 John O'Korn, Houston, 2013-14
Justin Holman, UCF, 2013-16
- 32 Riley Ferguson, Memphis, 2016
- 31 Teddy Bridgewater, Louisville, 2013

LONGEST PASSING PLAYS

- td 91 Blake Bortles to Breshad Perriman, UCF vs. Akron, 8/29/13
- 90 Tanner Lee, Tulane at Army, 11/14/15
- td 89 Greg Ward Jr. to Markeith Ambles, Houston vs. Cincinnati, 12/6/14
- 88 Chandler Whitmer to Deshon Foxx, UConn at East Carolina, 10/23/14
- td 88 Gunner Kiel to Mekale McKay, Cincinnati vs. Temple, 9/12/15
- td 88 Ben Hicks to Courtland Sutton, SMU at North Texas, 9/10/16
- td 85 Mike White to Andre Davis, USF at Tulsa, 10/18/14

INTERCEPTIONS THROWN

GAME

- 4 Garrett Gilbert, SMU at TCU, 9/28/13
Gary Nova, Rutgers at Louisville, 10/10/13
Mike White, USF vs. Memphis, 11/16/13
John O'Korn, Houston vs. Texas-San Antonio, 8/29/14
Justin Holman, UCF at UConn, 11/1/14
Greg Ward Jr., Houston vs. Tulane, 11/8/14
Phillip Walker, Temple at Penn State, 11/15/14
Gunner Kiel, Cincinnati vs. Temple, 9/12/15
Dane Evans, Tulsa at Ohio State, 9/10/16
Greg Ward Jr., Houston vs. San Diego State, 12/17/16

SEASON

- 17 Dane Evans, Tulsa, 2014
- 15 Phillip Walker, Temple, 2014
Ben Hicks, SMU, 2016
- 14 Gary Nova, Rutgers, 2013
Tanner Lee, Tulane, 2014
Justin Holman, UCF, 2014
Justin Holman, UCF, 2015
- 13 Gunner Kiel, Cincinnati, 2014
Phillip Walker, Temple, 2016
Greg Ward Jr., Houston, 2016

CAREER

- 44 Phillip Walker, Temple, 2013-16
- 37 Dane Evans, Tulsa, 2014-16
- 31 Justin Holman, UCF, 2013-16
- 26 Gunner Kiel, Cincinnati, 2014-15
Greg Ward Jr., Houston, 2013-16
- 23 Paxton Lynch, Memphis, 2013-15
- 21 Tanner Lee, Tulane, 2014-15
- 18 John O'Korn, Houston, 2013-14
Hayden Moore, Cincinnati, 2015-16
- 16 Mike White, USF, 2013-14

LOWEST PERCENTAGE OF INTERCEPTIONS

SEASON (Minimum 200 attempts)

- 0.90 Paxton Lynch, Memphis, 2015 (4 on 443)
- 0.93 Teddy Bridgewater, Louisville, 2013 (4 on 427)
- 1.38 Garrett Gilbert, SMU, 2013 (7 on 504)
- 1.62 Shane Carden, East Carolina, 2014 (10 on 617)
- 1.64 Dane Evans, Tulsa, 2015 (8 on 485)
- 1.73 Greg Ward Jr., Houston, 2015 (6 on 345)
- 1.85 Phillip Walker, Temple, 2015 (8 on 432)
- 2.083 Milton McKenzie, UCF, 2016 (7 on 336)
- 2.089 Matt Davis, SMU, 2015 (7 on 335)
- 2.11 Quinton Flowers, USF, 2016 (7 on 331)

FEWEST TOTAL INTERCEPTIONS

SEASON (Minimum 200 attempts)

- 4 Paxton Lynch, Memphis, 2015 (443 attempts)
Teddy Bridgewater, Louisville, 2013 (427 attempts)
- 6 Greg Ward Jr., Houston, 2015 (345 attempts)
Bryant Shirreffs, UConn, 2016 (283 attempts)
- 7 Garrett Gilbert, SMU, 2013 (504 attempts)
Greg Ward Jr., Houston, 2014 (261 attempts)
Matt Davis, SMU, 2015 (335 attempts)
Tanner Lee, Tulane, 2015 (276 attempts)
Milton McKenzie, UCF, 2016 (336 attempts)
Quinton Flowers, USF, 2016 (331 attempts)



Dane Evans, Tulsa

RECEIVING

GAME	RECEPTIONS
22	Zay Jones, East Carolina at South Carolina, 9/17/16
19	Zay Jones, East Carolina vs. UConn, 10/29/16
18	Jeremy Johnson, SMU vs. Rutgers, 10/5/13
	Zay Jones, East Carolina at USF, 10/8/16
17	Zay Jones, East Carolina vs. UCF, 10/1/16
	Linell Bonner, Houston at Memphis, 11/25/16
15	Geremy Davis, UConn vs. Memphis, 12/7/13
	Justin Hardy, East Carolina at Cincinnati, 11/13/14
	Shaq Washington, Cincinnati at East Carolina, 11/28/15
	Anthony Miller, Memphis vs. Houston, 11/25/16

SEASON

* 158	Zay Jones, East Carolina, 2016
121	Justin Hardy, East Carolina, 2014
112	Jeremy Johnson, SMU, 2013
103	Darius Joseph, SMU, 2013
101	Keevan Lucas, Tulsa, 2014
100	Noel Thomas, UConn, 2016
98	Demarcus Ayers, Houston, 2015
	Zay Jones, East Carolina, 2015
	Linell Bonner, Houston, 2016
96	Keyarris Garrett, Tulsa, 2015

CAREER

337	Zay Jones, East Carolina, 2014-16
233	Shaq Washington, Cincinnati, 2013-15
208	Keevan Lucas, Tulsa, 2014-16
189	Josh Atkinson, Tulsa, 2014-16
183	Noel Thomas, UConn, 2013-16
166	Darius Joseph, SMU, 2013-15
154	Deontay Greenberry, Houston, 2013-14
143	Keyarris Garrett, Tulsa, 2014-15
142	Demarcus Ayers, Houston, 2013-15
	Anthony Miller, Memphis, 2015-16

RECEPTIONS PER GAME

SEASON

13.2	Zay Jones, East Carolina, 2016 (12 games, 158 rec.)
9.33	Jeremy Johnson, SMU, 2013 (12 games, 112 rec.)
9.31	Justin Hardy, East Carolina, 2014 (13 games, 121 rec.)
8.6	Darius Joseph, SMU, 2013 (12 games, 103 rec.)
8.4	Keevan Lucas, Tulsa, 2014 (12 games, 101 rec.)
8.3	Noel Thomas, UConn, 2016 (12 games, 100 rec.)
8.2	Zay Jones, East Carolina, 2015 (12 games, 98 rec.)
	Linell Bonner, Houston, 2016 (12 games, 98 rec.)
7.4	Keyarris Garrett, Tulsa, 2015 (13 games, 96 rec.)
7.3	Anthony Miller, Memphis, 2016 (13 games, 95 rec.)



Zay Jones, East Carolina

RECEIVING YARDS

GAME

268	Keyarris Garrett, Tulsa vs. Memphis, 10/23/15
252	Courtland Sutton, SMU vs. USF, 11/19/16
250	Anthony Miller, Memphis vs. Tulsa, 10/29/16
239	Robby Anderson, Temple at SMU, 10/26/13
235	Linell Bonner, Houston at Memphis, 11/25/16
233	Keevan Lucas, Tulsa vs. Tulane, 8/28/14
224	Cam Worthy, East Carolina at Virginia Tech, 9/13/14
221	Chris Moore, Cincinnati at Ohio State, 9/27/14
217	Jeremy Johnson, SMU vs. Rutgers, 10/5/13
216	Keyarris Garrett, Tulsa at Tulane, 11/27/15

SEASON

1,746	Zay Jones, East Carolina, 2016
1,588	Keyarris Garrett, Tulsa, 2015
1,494	Justin Hardy, East Carolina, 2014
1,434	Anthony Miller, Memphis, 2016
1,246	Courtland Sutton, SMU, 2016
1,222	Demarcus Ayers, Houston, 2015
1,219	Keevan Lucas, Tulsa, 2014
1,202	Deontay Greenberry, Houston, 2013
1,180	Keevan Lucas, Tulsa, 2016
1,179	Noel Thomas, UConn, 2016

CAREER

3,675	Zay Jones, East Carolina, 2014-16
2,808	Keevan Lucas, Tulsa, 2014-16
2,545	Josh Atkinson, Tulsa, 2014-16
2,528	Shaq Washington, Cincinnati, 2013-15
2,286	Keyarris Garrett, Tulsa, 2014-15
2,235	Noel Thomas, UConn, 2013-16
2,188	Chris Moore, Cincinnati, 2013-15
2,135	Courtland Sutton, SMU, 2015-16
2,128	Anthony Miller, Memphis, 2015-16
2,043	Deontay Greenberry, Houston, 2013-14

100-YARD GAMES, SEASON

8	Justin Hardy, East Carolina, 2014
	Zay Jones, 2016
	Anthony Miller, 2016
7	Keyarris Garrett, Tulsa, 2015
	Noel Thomas, UConn, 2016
6	Jeremy Johnson, SMU, 2013
	Josh Atkinson, Tulsa, 2015
	Josh Atkinson, Tulsa, 2016
5	Deontay Greenberry, Houston, 2013
	Keevan Lucas, Tulsa, 2014
	Cam Worthy, East Carolina, 2014
	Zay Jones, East Carolina, 2015
	Keevan Lucas, 2016
	Courtland Sutton, 2016

100-YARD GAMES, CAREER

18	Zay Jones, East Carolina, 2014-16
12	Josh Atkinson, Tulsa, 2014-16
11	Keevan Lucas, Tulsa, 2014-16
	Anthony Miller, Memphis, 2015-16
8	Justin Hardy, East Carolina, 2014
	Deontay Greenberry, Houston, 2013-14
	Keyarris Garrett, Tulsa, 2014-15
	Shaq Washington, Cincinnati, 2013-15
	Noel Thomas, UConn, 2013-16
	Courtland Sutton, SMU, 2015-16

INDIVIDUAL RECORDS

RECEIVING YARDS PER GAME

SEASON

145.5	Zay Jones, East Carolina, 2016 (12 games, 1,746 yards)
122.2	Keyarris Garrett, Tulsa, 2015 (13 games, 1,588 yards)
114.9	Justin Hardy, East Carolina, 2014 (13 games, 1,494 yards)
110.3	Anthony Miller, Memphis, 2016 (13 games, 1,434 yards)
103.8	Courtland Sutton, SMU, 2016 (12 games, 1,246 yards)
101.6	Keevan Lucas, Tulsa, 2014 (12 games, 1,219 yards)
100.2	Deontay Greenberry, Houston, 2013 (12 games, 1,202 yards)
98.2	Noel Thomas, UConn, 2016 (12 games, 1,179 yards)
93.2	Linell Bonner, Houston, 2016 (12 games, 1,118 yards)
92.7	Jeremy Johnson, SMU, 2013 (12 games, 1,112 yards)

CAREER (minimum 20 games)

99.4	Keyarris Garrett, Tulsa, 2014-15 (23 games, 2,286 yards)
99.3	Zay Jones, East Carolina, 2014-16 (37 games, 3,675 yards)
96.8	Keevan Lucas, Tulsa, 2014-16 (29 games, 2,808 yards)
85.1	Anthony Miller, Memphis, 2015-16 (25 games, 2,128 yards)
82.1	Courtland Sutton, SMU, 2015-16 (26 games, 2,135 yards)
81.7	Deontay Greenberry, Houston, 2013-14 (25 games, 2,043 yards)
74.2	Breshad Perriman, UCF, 2013-14 (25 games, 1,855 yards)
73.0	Jeremy Davis, UConn, 2013-14 (22 games, 1,606 yards)
72.1	Robby Anderson, Temple, 2013, 2015 (24 games, 1,730 yards)
67.0	Josh Atkinson, Tulsa, 2014-16 (38 games, 2,545 yards)

YARDS PER RECEPTION

GAME (Minimum 5 catches)

37.3	Cam Worthy, East Carolina at Virginia Tech, 9/13/14 (6 for 224)
32.6	Keyarris Garrett, Tulsa vs. Florida Atlantic, 9/5/15 (5 for 163)
32.4	Jamir Tillman, Navy at Houston, 11/27/15 (5 for 162)
31.2	Anthony Miller, Memphis vs. Cincinnati, 9/24/15 (5 for 156)
30.6	Chris Moore, Cincinnati at Memphis, 9/24/15 (5 for 153)

SEASON (Minimum 50 catches)

20.9	Breshad Perriman, UCF, 2014 (50 for 1,044)
18.5	Cam Worthy, East Carolina, 2014 (55 for 1,016)
16.6	Ventell Bryant, Temple, 2016 (54 for 895)
16.5	Keyarris Garrett, Tulsa, 2015 (96 for 1,588)
16.4	Courtland Sutton, USF, 2016 (76 for 1,246)

CAREER (Minimum 75 catches)

20.8	Breshad Perriman, UCF, 2013-14 (89 for 1,855)
19.7	Mekale McKay, Cincinnati, 2013-15 (87 for 1,717)
19.0	Chris Moore, Cincinnati, 2013-15 (115 for 2,188)
16.8	Courtland Sutton, SMU, 2015-16 (127 for 2,135)
16.0	Keyarris Garrett, Tulsa, 2014-15 (143 for 2,286)

TOUCHDOWN RECEPTIONS

GAME

3	22 Times Most Recent: Anthony Miller, Memphis vs. Western Kentucky, 12/19/16
---	---

SEASON

15	Keevan Lucas, Tulsa, 2016
14	Anthony Miller, Memphis, 2016
12	DeVante Parker, Louisville, 2013
11	Deontay Greenberry, Houston, 2013 Keevan Lucas, Tulsa, 2014
10	Justin Hardy, East Carolina, 2014 Courtland Sutton, SMU, 2016
9	Keenan Holman, SMU, 2013 Robby Anderson, Temple, 2013 Chris Moore, Cincinnati, 2013 Leonte Carroo, Rutgers, 2013 Breshad Perriman, UCF, 2014 Courtland Sutton, SMU, 2015 Rodney Adams, USF, 2015

CAREER

31	Keevan Lucas, Tulsa, 2014-16
24	Chris Moore, Cincinnati, 2013-15
19	Courtland Sutton, SMU, 2015-16 Anthony Miller, Memphis, 2015-16
18	Zay Jones, East Carolina, 2014-16
17	Deontay Greenberry, Houston, 2013-14 Mekale McKay, Cincinnati, 2013-15
16	Robby Anderson, Temple, 2013, 2015 Rodney Adams, USF, 2014-16

SCORING

POINTS

GAME

30	Keenan Reynolds, Navy vs. East Carolina, 9/19/15 James Flanders, Tulsa at Memphis, 10/29/16
24	Marlon Mack, USF vs. Western Carolina, 8/30/14 Kenneth Farrow, Houston vs. Tulsa, 11/22/14 Chris Hairston, East Carolina vs. Towson, 9/5/15 Greg Ward Jr., Houston vs. SMU, 10/8/15 Keenan Reynolds, Navy vs. SMU, 11/14/15 Will Worth, Navy at USF, 10/28/16 Will Worth, Navy at East Carolina, 11/19/16
20	Jeremy Johnson, SMU vs. Rutgers, 10/5/13

SEASON

150	Will Worth, Navy, 2016 (25 TD)
144	Keenan Reynolds, Navy, 2015 (24 TD)
132	Jake Elliott, Memphis, 2015 (23 FG, 63 PAT)
130	Redford Jones, Tulsa, 2016 (21 FG, 67 PAT)
126	Greg Ward Jr., Houston, 2015 (21 TD)
121	Jake Elliott, Memphis, 2016 (21 FG, 58 PAT)
120	Jake Elliott, Memphis, 2014 (21 FG, 57 PAT)
114	Jahad Thomas, Temple, 2015 (19 TD) Jahad Thomas, Temple, 2016 (19 TD)
113	Austin Jones, Temple, 2015 (23 FG, 44 PAT)

CAREER

445	Jake Elliott, Memphis, 2013-16
246	Greg Ward Jr., Houston, 2013-16
239	Redford Jones, Tulsa, 2014-16
235	Austin Jones, Temple, 2014-16
224	Andrew Gantz, Cincinnati, 2014-16
206	Kenneth Farrow, Houston, 2013-15
198	Marlon Mack, USF, 2014-16
193	Shawn Moffitt, UCF, 2013-14
186	Keevan Lucas, Tulsa, 2014-16
180	Quinton Flowers, USF, 2014-16

TOUCHDOWNS

GAME

5	Keenan Reynolds, Navy vs. East Carolina, 9/19/15 James Flanders, Tulsa at Memphis, 10/29/16
4	Marlon Mack, USF vs. Western Carolina, 8/30/14 Kenneth Farrow, Houston vs. Tulsa, 11/22/14 Chris Hairston, East Carolina vs. Towson, 9/5/15 Greg Ward Jr., Houston vs. SMU, 10/8/15 Keenan Reynolds, Navy at UConn, 9/26/15 Will Worth, Navy at USF, 10/28/16 Will Worth, Navy at East Carolina, 11/19/16

SEASON

25	Will Worth, Navy, 2016 (25 rush)
24	Keenan Reynolds, Navy, 2015 (24 rush)
21	Greg Ward Jr., Houston, 2015 (21 rush)
19	Jahad Thomas, Temple, 2015 (17 rush, 1 rec., 1 kr) Jahad Thomas, Temple, 2016 (13 rush, 6 rec.)
18	Zack Langer, Tulsa, 2015 (18 rush) James Flanders, Tulsa, 2016 (18 rush) Quinton Flowers, USF, 2016 (18 rush)
17	Storm Johnson, UCF, 2013 (14 rush, 3 rec.)
15	Kenneth Farrow, Houston, 2014 (14 rush, 1 rec.) Marlon Mack, USF, 2016 (15 rush) Anthony Miller, Memphis, 2016 (1 rush, 14 rec.)

CAREER

41	Greg Ward Jr., Houston, 2013-16
39	Jahad Thomas, Temple, 2013-16
34	Kenneth Farrow, Houston, 2013-15
33	Marlon Mack, USF, 2014-16
31	Keevan Lucas, Tulsa, 2014-16
30	Quinton Flowers, USF, 2014-16
25	Will Worth, Navy, 2015-16
24	Keenan Reynolds, Navy, 2015 Chris Moore, Cincinnati, 2013-15 Rodney Adams, USF, 2014-16

FIELD GOAL ATTEMPTS

GAME	
6	Richie Leone, Houston at Temple, 9/7/13 Shawn Moffitt, UCF at East Carolina, 12/4/14
5	Jake Elliott, Memphis at Houston, 10/12/13 Carl Salazar, Tulsa vs. Tulane, 8/28/14 Jake Elliott, Memphis vs. Tulsa, 10/31/14 Andrew Gantz, Cincinnati at Memphis, 9/24/15 Redford Jones, Tulsa vs. Louisiana-Monroe, 10/10/15 Austin Jones, Temple at USF, 11/14/15 Redford Jones, Tulsa vs. SMU, 10/7/16

SEASON

32	Jake Elliott, Memphis, 2014
28	Austin Jones, Temple, 2015 Jake Elliott, Memphis, 2015
27	Andrew Gantz, Cincinnati, 2015
26	Jake Elliott, Memphis, 2016 Redford Jones, Tulsa, 2016
25	Redford Jones, Tulsa, 2015
24	John Wallace, Louisville, 2013
23	Shawn Moffitt, UCF, 2013 Marvin Kloss, UCF, 2013 Shawn Moffitt, UCF, 2014 Emilio Nadelman, USF, 2015 Davis Plowman, East Carolina, 2016

CAREER

104	Jake Elliott, Memphis, 2013-16
62	Austin Jones, Temple, 2014-16
51	Redford Jones, Tulsa, 2014-16
50	Bobby Puyol, UConn, 2014-16
49	Andrew Gantz, Cincinnati, 2014-16
46	Shawn Moffitt, UCF, 2013-14
40	Marvin Kloss, UCF, 2013-14 Andrew DiRocco, Tulane, 2014-16
39	Matthew Wright, UCF, 2015-16

FIELD GOALS MADE

GAME	
5	Richie Leone, Houston at Temple, 9/7/13 Jake Elliott, Memphis at Houston, 10/12/13
4	Marvin Kloss, USF vs. Cincinnati, 10/5/13 Kyle Bullard, Houston vs. Grambling State, 9/6/14 Kyle Bullard, Houston vs. UCF, 10/2/14 Jake Elliott, Memphis vs. Tulsa, 10/31/14 Shawn Moffitt, UCF at East Carolina, 12/4/14 Redford Jones, Tulsa at New Mexico, 9/12/15 Andrew Gantz, Cincinnati at Memphis, 9/24/15 Jake Elliott, Memphis at Temple, 11/21/15 Ty Cummings, Houston vs. Oklahoma, 9/3/16 Matthew Wright, UCF vs. South Carolina State, 9/3/16 Andrew DiRocco, Tulane vs. Louisiana, 9/24/16 Josh Williams, SMU at Tulsa, 10/7/16 Aaron Boumerhi, Temple vs. Wake Forest, 9/27/16

SEASON

23	Austin Jones, Temple, 2015 (28 attempts) Jake Elliott, Memphis, 2015 (28 attempts)
21	Shawn Moffitt, UCF, 2013 (23 attempts) Jake Elliott, Memphis, 2014 (32 attempts) Andrew Gantz, Memphis, 2015 (27 attempts) Redford Jones, Tulsa, 2016 (26 attempts) Jake Elliott, Memphis, 2016 (26 attempts)
20	John Wallace, Louisville, 2013 (24 attempts)
18	Chase Hover, SMU, 2013 (21 attempts) Marvin Kloss, USF, 2013 (23 attempts)

CAREER

81	Jake Elliott, Memphis, 2013-16
46	Austin Jones, Temple, 2014-16
39	Andrew Gantz, Cincinnati, 2014-16
38	Shawn Moffitt, UCF, 2013-14 Redford Jones, Tulsa, 2014-16 Bobby Puyol, UConn, 2014-16
31	Marvin Kloss, USF, 2013-14
30	Matthew Wright, UCF, 2015-16
27	Kyle Bullard, Houston, 2013-15 Andrew DiRocco, Tulane, 2014-16 Davis Plowman, East Carolina, 2014-16

LONGEST FIELD GOAL

56	Jake Elliott, Memphis at USF, 11/16/13
54	Jake Elliott, Memphis vs. Brigham Young, 12/22/14
53	Jake Elliott, Memphis vs. Tulsa, 10/31/14 Jake Elliott, Memphis vs. Auburn, 12/30/15
52	Marvin Kloss, USF vs. Cincinnati, 10/5/13 Jake Elliott, Memphis vs. SMU, 10/19/13 Jake Elliott, Memphis at Bowling Green, 9/19/15 Chad Hedlund, SMU vs. James Madison, 9/26/15 Bobby Puyol, UConn vs. Marshall, 12/26/15

FIELD GOAL PERCENTAGE

SEASON (Minimum 10 made)

91.3	Shawn Moffitt, UCF, 2013 (21 of 23)
88.9	Jake Elliott, Memphis, 2013 (16 of 18) Bobby Puyol, UConn, 2015 (16 of 18)
85.7	Chase Hover, SMU, 2013 (18 of 21) Austin Grebe, Navy, 2015 (12 of 14)
83.3	John Wallace, Louisville, 2013 (20 of 24) Davis Plowman, East Carolina, 2015 (10 of 12)
82.1	Austin Jones, Temple, 2015 (23 of 28) Jake Elliott, Memphis, 2015 (23 of 28)
80.8	Jake Elliott, Memphis, 2016 (21 of 26) Redford Jones, Tulsa, 2016 (21 of 26)

PAT KICKS ATTEMPTED

GAME

11	Jake Elliott, Memphis vs. Bowling Green, 9/24/16 Bennett Moehring, Navy at SMU, 11/26/16
10	Warren Harvey, East Carolina vs. North Carolina, 9/20/14

SEASON

68	Bennett Moehring, Navy, 2016 (65 made)
67	Redford Jones, Tulsa, 2016 (67 made)
63	Jake Elliott, Memphis, 2015 (63 made)
61	Austin Grebe, Navy, 2015 (58 made)
60	Redford Jones, Tulsa, 2015 (58 made)

CAREER

202	Jake Elliott, Memphis, 2013-16
127	Redford Jones, Tulsa, 2014-16
110	Andrew Gantz, Cincinnati, 2014-16 Ty Cummings, Houston, 2013-16
107	Emilio Nadelman, USF, 2013-16

PAT KICKS MADE

GAME

11	Jake Elliott, Memphis vs. Bowling Green, 9/24/16
10	Warren Harvey, East Carolina vs. North Carolina, 9/20/14
9	Tony Miliano, Cincinnati vs. Northwestern State, 9/14/13 Jake Elliott, Memphis vs. Austin Peay, 8/30/14 Jake Elliott, Memphis vs. Missouri State, 9/5/15 Jake Elliott, Memphis vs. Tulsa, 10/23/15 Jake Elliott, Memphis vs. SMU, 11/28/15 Bennett Moehring, Navy at East Carolina, 11/19/16 Bennett Moehring, Navy at SMU, 11/26/16

SEASON

67	Redford Jones, Tulsa, 2016 (67 attempts)
65	Bennett Moehring, Navy, 2016 (68 attempts)
63	Jake Elliott, Memphis, 2015 (63 attempts)
58	Jake Elliott, Memphis, 2016 (58 attempts) Redford Jones, Tulsa, 2015 (60 attempts) Austin Grebe, Navy, 2015 (61 attempts)

CAREER

202	Jake Elliott, Memphis, 2013-16
125	Redford Jones, Tulsa, 2014-16
107	Andrew Gantz, Cincinnati, 2014-15 Ty Cummings, Houston, 2013-16
105	Emilio Nadelman, USF, 2013-16
97	Austin Jones, Temple, 2014-16
86	Kyle Bullard, Houston, 2013-15
79	Shawn Moffitt, UCF, 2013-14
67	Davis Plowman, East Carolina, 2014-16
65	Bennett Moehring, Navy, 2016

INDIVIDUAL RECORDS

PAT KICKS PERCENTAGE

GAME (Minimum 9 Attempts)

100.0	Jake Elliott, Memphis vs. Bowling Green, 9/24/16 (11 of 11)
	Warren Harvey, East Carolina vs. North Carolina, 9/20/14 (10 of 10)
	Tony Miliano, Cincinnati vs. Northwestern State, 9/14/13 (9 of 9)
	Jake Elliott, Memphis vs. Austin Peay, 8/30/14 (9 of 9)
	Jake Elliott, Memphis vs. Missouri State, 9/5/14 (9 of 9)
	Jake Elliott, Memphis at Tulsa, 10/23/15 (9 of 9)
	Jake Elliott, Memphis vs. SMU, 11/28/15 (9 of 9)
	Bennett Moehring, Navy at East Carolina (9 of 9)

SEASON (Minimum 40 Made)

100.0	Redford Jones, Tulsa, 2016 (67 of 67)
	Jake Elliott, Memphis, 2015 (63 of 63)
	Jake Elliott, Memphis, 2016 (58 of 58)
	Jake Elliott, Memphis, 2014 (57 of 57)
	Ty Cummings, Houston, 2015 (51 of 51)
	Shawn Moffitt, UCF, 2013 (49 of 49)
	Chad Hedlund, SMU, 2015 (43 of 43)

CAREER (Minimum 60 Made)

100.0	Jake Elliott, Memphis, 2013-16 (202 of 202)
	Shawn Moffitt, UCF, 2013-14 (79 of 79)
99.0	Austin Jones, Temple, 2014-16 (97 of 98)
98.4	Redford Jones, Tulsa, 2014-16 (125 of 127)
98.1	Emilio Nadelman, USF, 2013-16 (105 of 107)

CONSECUTIVE PATs MADE

202	Jake Elliott, Memphis, 9/7/13-12/20/16
79	Shawn Moffitt, UCF, 8/29/13-12/26/14

TOTAL POINTS SCORED BY KICKING

GAME

17	Kyle Bullard, Houston vs. Grambling State, 9/6/14 (4 field goals, 5 PAT)
16	Richie Leone, Houston at Temple, 9/7/13 (5 field goals, 1 PAT)
	Jake Elliott, Memphis vs. Tulsa, 10/31/14 (4 field goals, 4 PAT)
	Redford Jones, Tulsa at New Mexico, 9/12/15 (4 field goals, 4 PAT)
	Andrew Gantz, Cincinnati at Memphis, 9/24/15 (4 field goals, 4 PAT)
	Redford Jones, Tulsa vs. North Carolina A&T, 9/17/16 (3 field goals, 7 PAT)
	Josh Williams, SMU at Tulsa, 10/7/16 (4 field goals, 4 PAT)

SEASON

132	Jake Elliott, Memphis, 2015 (23 field goals, 63 PAT)
130	Redford Jones, Tulsa, 2016 (21 field goals, 67 PAT)
121	Jake Elliott, Memphis, 2016 (21 field goals, 58 PAT)
120	Jake Elliott, Memphis, 2014 (21 field goals, 57 PAT)
113	Austin Jones, Temple, 2015 (23 field goals, 44 PAT)
112	John Wallace, Louisville, 2013 (20 field goal, 52 PAT)
	Shawn Moffitt, UCF, 2013 (21 field goals, 49 PAT)
	Andrew Gantz, Cincinnati, 2015 (21 field goals, 49 PAT)
109	Redford Jones, Tulsa, 2015 (17 field goals, 44 PAT)
103	Ty Cummings, Houston, 2016 (16 field goals, 55 PAT)

CAREER

445	Jake Elliott, Memphis, 2013-16
239	Redford Jones, Tulsa, 2014-16
235	Austin Jones, Temple, 2014-16
224	Andrew Gantz, Cincinnati, 2014-16
193	Shawn Moffitt, UCF, 2013-14
179	Ty Cummings, Houston, 2013-16
173	Bobby Puyol, UConn, 2014-16
171	Emilio Nadelman, USF, 2013-16
167	Kyle Bullard, Houston, 2013-15
161	Andrew DiRocco, Tulane, 2014-16



Jake Elliott, Memphis

PUNTING

GAME

12	Justin Wain, UConn at Houston, 9/29/16
11	Justin Wain, UConn at Tulane, 11/7/15
	Zachary Block, Tulane vs. UConn, 11/7/15
	Alex Barta, Navy vs. Army, 12/12/15
	Dane Roy, Houston vs. Tulane, 11/12/16
10	Richie Leone, Houston vs. Cincinnati, 11/23/13
	Richie Leone, Houston vs. Vanderbilt, 1/4/14
	Peter Picerelli, Tulane vs. Memphis, 11/15/14
	Peter Picerelli, Tulane vs. Duke, 9/3/15
	Mattias Ciabatti, USF at Florida State, 9/12/15
	Caleb Houston, UCF vs. East Carolina, 11/19/15
	Zachary Block, Tulane vs. Louisiana, 9/24/16
	Caleb Houston, UCF vs. Arkansas State, 12/17/16

SEASON

75	Justin Wain, UConn, 2015
74	Jackson Koonce, SMU, 2014
	Justin Wain, UConn, 2014
	Caleb Houston, UCF, 2016
73	Richie Leone, Houston, 2013
	Mattias Ciabatti, USF, 2013
	Justin Wain, UConn, 2016
71	Cole Wagner, UConn, 2013
	Peter Picerelli, Tulane, 2014
	Jaime Sackville, SMU, 2016

CAREER

234	Caleb Houston, UCF, 2013-16
222	Justin Wain, UConn, 2014-16
203	Dalton Parks, Tulsa, 2014-16
195	Mattias Ciabatti, USF, 2013-15
186	Alex Starzyk, Temple, 2014-16
161	Sam Geraci, Cincinnati, 2014-16
160	Worth Gregory, East Carolina, 2014-16
145	Spencer Smith, Memphis, 2014-16
115	Zachary Block, Tulane, 2015-16
108	Logan Piper, Houston, 2014-15

YARDS PUNTED

GAME

493	Justin Wain, UConn at Houston, 9/29/16
486	Dane Roy, Houston vs. Tulane, 11/12/16
469	Alex Barta, Navy vs. Army, 12/12/15
449	Caleb Houston, UCF vs. East Carolina, 11/19/15
447	Richie Leone, Houston vs. Cincinnati, 11/23/13

SEASON

3,153	Richie Leone, Houston, 2013
3,117	Caleb Houston, UCF, 2016
3,017	Jackson Koonce, SMU, 2014
	Justin Wain, UConn, 2016
2,943	Dalton Parks, Tulsa, 2014
2,937	Mattias Ciabatti, USF, 2013
2,888	Mattias Ciabatti, USF, 2014
2,874	Caleb Houston, UCF, 2015
2,866	Justin Wain, UConn, 2015
2,848	Dalton Parks, Tulsa, 2015

CAREER

9,826	Caleb Houston, UCF, 2013-16
8,751	Justin Wain, UConn, 2014-16
8,463	Dalton Parks, Tulsa, 2014-16
8,290	Mattias Ciabatti, USF, 2013-15
7,428	Alex Starzyk, Temple, 2014-16
6,878	Worth Gregory, East Carolina, 2014-16
6,684	Sam Geraci, Cincinnati, 2014-16
6,347	Spencer Smith, Memphis, 2014-16
4,555	Zachary Block, Tulane, 2015-16
4,322	Logan Piper, Houston, 2014-15

PUNTING AVERAGE

GAME (Minimum 3 punts)

53.7	Spencer Smith, Memphis vs. Temple, 10/6/16 (3 for 161)
53.0	Sam Geraci, Cincinnati at Miami (Ohio), 9/19/15 (5 for 265)
52.7	Spencer Smith, Memphis vs. Cincinnati, 9/24/15 (6 for 316)
52.2	Caleb Houston, UCF at Memphis, 10/5/13 (6 for 313)
51.8	Alex Starzyk, Temple vs. Navy, 9/6/14 (5 for 259)

SEASON (Minimum 30 punts)

47.1	Spencer Smith, Memphis, 2015 (43 for 2,024)
46.3	Sam Geraci, Cincinnati, 2015 (44 for 2,036)
45.18	Spencer Smith, Memphis, 2016 (44 for 1,988)
45.16	Tom Hornsey, Memphis, 2013 (62 for 2,800)
44.4	Mattias Ciabatti, USF, 2014 (65 for 2,888)
44.2	Caleb Houston, UCF, 2015 (65 for 2,874)
43.6	Worth Gregory, East Carolina, 2014 (49 for 2,136)
43.24	Mattias Ciabatti, USF, 2015 (57 for 2,465)
43.19	Richie Leone, Houston, 2013 (73 for 3,153)
42.8	Paul Layton, Temple, 2013 (61 for 2,609)

CAREER (Minimum 60 punts)

45.2	Tom Hornsey, Memphis, 2013 (62 for 2,800)
43.2	Spencer Smith, Memphis, 2014-16 (145 for 6,347)
43.2	Richie Leone, Houston, 2013 (73 for 3,153)
43.0	Worth Gregory, East Carolina, 2014-16 (160 for 6,878)
42.8	Paul Layton, Temple, 2013 (61 for 2,609)
42.5	Mattias Ciabatti, USF, 2013-15 (195 for 8,290)
42.00	Alex Barta, Navy, 2015-16 (63 for 2,646)
41.99	Caleb Houston, UCF, 2013-16 (234 for 9,826)
41.7	Dalton Parks, Tulsa, 2014-16 (203 for 8,463)
41.5	Sam Geraci, Cincinnati, 2014-16 (161 for 6,684)

LONGEST PUNT

79	Tom Hornsey, Memphis vs. Duke, 9/7/13
73	Worth Gregory, East Carolina vs. USF, 11/7/15
72	Alex Barta, Navy vs. Colgate, 9/5/15
	Spencer Smith, Memphis vs. Cincinnati, 9/24/15
71	Caleb Houston, UCF at Memphis, 10/5/13
	Worth Gregory, East Carolina vs. Towson, 9/5/15
	Logan Piper, Houston at Tulsa, 10/3/15
	Alex Starzyk, Temple vs. Toledo, 12/2/15
70	Tom Hornsey, Memphis vs. Tennessee-Martin, 11/9/13
	Caleb Houston, UCF at East Carolina, 10/1/16



Tom Hornsey, Memphis

RETURNS

PUNT RETURNS

GAME

8	Demarcus Ayers, Houston at Tulane, 10/16/15
7	Quay Johnson, East Carolina at SMU, 10/3/15
6	Keiwone Malone, Memphis vs. Middle Tennessee, 9/20/14

SEASON

34	Keiwone Malone, Memphis, 2014
26	Chris Johnson, UCF, 2016
25	Keiwone Malone, Memphis, 2013
28	Demarcus Ayers, Houston, 2015
23	Justin Hardy, East Carolina, 2014

CAREER

59	Keiwone Malone, Memphis, 2013-14
36	Shaq Washington, Cincinnati, 2013-15
33	Demarcus Ayers, Houston, 2013-15
32	Chris Johnson, UCF, 2015-16
30	J.J. Worton, UCF, 2013-14

PUNT RETURN YARDS

GAME

175	Demarcus Ayers, Houston at Tulane, 10/16/15
106	Janarion Grant, Rutgers vs. Arkansas, 9/21/13
105	Keidrien Wadley, Tulsa vs. North Carolina A&T, 9/17/16
98	Khalif Herbin, Temple vs. Delaware State, 9/20/14
89	Sean Chandler, Temple vs. UCF, 10/17/15

SEASON

290	Demarcus Ayers, Houston, 2015
261	Keiwone Malone, Memphis, 2014
213	D'Ernest Johnson, USF, 2016
206	Sean Chandler, Temple, 2015
198	Tajee Fullwood, USF, 2015

CAREER

420	Keiwone Malone, Memphis, 2013-14
324	J.J. Worton, UCF, 2013-14
312	Demarcus Ayers, Houston, 2013-15
297	Shaq Washington, Cincinnati, 2013-15
271	Sean Chandler, Temple, 2014-16

PUNT RETURN AVERAGE

GAME (Minimum 2 returns)

49.0	Khalif Herbin, Temple vs. Delaware State, 9/20/14 (2 for 98)
41.5	D'Ernest Johnson, USF at Syracuse, 9/17/16 (2 for 83)
33.0	Joe Craig, Memphis vs. Austin Peay, 8/30/14 (2 for 66)

SEASON (Minimum 15 returns)

12.1	Sean Chandler, Temple, 2015 (17 for 206)
10.4	Tajee Fullwood, USF, 2015 (19 for 198)
10.4	Demarcus Ayers, Houston, 2015 (28 for 290)
9.8	J.J. Worton, UCF, 2014 (17 for 167)
9.2	Janarion Grant, Rutgers, 2013 (17 for 156)

CAREER (Minimum 30 returns)

10.8	J.J. Worton, UCF, 2013-14 (30 for 324)
9.5	Demarcus Ayers, Houston, 2013-15 (33 for 312)
8.2	Shaq Washington, Cincinnati, 2013-15 (36 for 297)
7.1	Keiwone Malone, Memphis, 2013-14 (59 for 420)

PUNT RETURN TOUCHDOWNS

GAME

1	17 Times
	Most Recent: Justin McDonald, UCF vs. Cincinnati, 11/12/16

SEASON

1	17 Times
---	----------

CAREER

1	17 Times
---	----------

LONGEST PUNT RETURN

84	Khalif Herbin, Temple vs. Delaware State, 9/20/14
83	D'Ernest Johnson, USF at Syracuse, 9/17/16
73	Demarcus Ayers, Houston at Tulane, 10/16/15
72	Deshon Foxx, UConn vs. Stony Brook, 9/6/14
69	Shaq Washington, Cincinnati vs. Miami (Fla.), 10/1/15

INDIVIDUAL RECORDS

KICKOFF RETURNS

GAME	
10	Deion Sanders, SMU at UCF, 11/22/14
8	Zay Jones, East Carolina at Cincinnati, 11/13/14
7	Deion Sanders, SMU at North Texas, 9/6/14
	Braeden West, SMU vs. Temple, 11/6/15
	Chris Love, East Carolina at Tulsa, 11/5/16
	Tony Pollard, Memphis vs. USF, 11/12/16

SEASON	
38	Tony Pollard, Memphis, 2016
37	Demarcus Ayers, Houston, 2013
	Deion Sanders, SMU, 2014
36	Arkeel Newsome, UConn, 2014

CAREER	
77	Arkeel Newsome, UConn, 2014-16
71	Demarcus Ayers, Houston, 2013-15
70	Deion Sanders, SMU, 2013-15
52	Dishan Romine, Navy, 2015-16
51	Bishop Louie, Tulsa, 2014-16

KICKOFF RETURN YARDS

GAME	
203	Deion Sanders, SMU at UCF, 11/22/14
181	D'Ernest Johnson, USF vs. Cincinnati, 11/20/15
180	Braeden West, SMU vs. Temple, 11/6/15
179	Chris Love, East Carolina at Tulsa, 11/5/16
177	Rannell Hall, UCF vs. USF, 11/29/13
	Joe Craig, Memphis at UConn, 12/7/13

SEASON	
1,068	Tony Pollard, Memphis, 2016
1,021	Demarcus Ayers, Houston, 2013
759	Deion Sanders, SMU, 2014
730	Arkeel Newsome, UConn, 2014
726	Tristan Payton, UCF, 2015

CAREER	
1,623	Arkeel Newsome, UConn, 2014-16
1,613	Demarcus Ayers, Houston, 2013-15
1,501	Deion Sanders, SMU, 2013-15
1,353	Dishan Romine, Navy, 2015-16
1,172	Joe Craig, Memphis, 2013-14

KICKOFF RETURN AVERAGE

GAME (Minimum 2 returns)	
69.5	Rodney Adams, USF at Navy, 10/31/15 (2 for 139)
65.5	Quron Pratt, Rutgers vs. Eastern Michigan, 9/14/13 (2 for 131)
65.0	D'Eriq King, Houston at Texas State, 9/24/16 (2 for 130)

SEASON (Minimum 15 returns)	
29.1	Rodney Adams, USF, 2015 (16 for 466)
28.1	Tony Pollard, Memphis, 2016 (38 for 1,068)
27.6	Demarcus Ayers, Houston, 2013 (37 for 1,021)
27.3	Dishan Romine, Navy, 2015 (24 for 655)
26.8	Joe Craig, Memphis, 2013 (27 for 724)

CAREER (Minimum 30 returns)	
28.1	Tony Pollard, Memphis, 2016 (38 for 1,068)
26.0	Dishan Romine, Navy, 2015-16 (52 for 1,353)
25.7	D'Ernest Johnson, USF, 2014-16 (37 for 951)
25.5	Brandon Wilson, Houston, 2013-16 (44 for 1,121)
24.9	Joe Craig, Memphis, 2013-14 (47 for 1,172)

KICKOFF RETURN TOUCHDOWNS

GAME	
1	16 Times
	Most Recent: Darrell Henderson, Memphis at SMU, 11/5/16

SEASON	
2	Brandon Wilson, Houston, 2015
	Tony Pollard, Memphis, 2016

CAREER	
2	Brandon Wilson, Houston, 2013-15
	Tony Pollard, Memphis, 2016

LONGEST KICKOFF RETURNS

100	Janarion Grant, Rutgers at Fresno State, 8/2/13
	Brandon Wilson, Houston at Louisville, 9/12/15
	Jahad Thomas, Temple at Cincinnati, 9/12/15
	Adrian Killins, UCF at East Carolina, 10/1/16
	Tony Pollard, Memphis at Navy, 10/22/16
99	Quron Pratt, Rutgers vs. Eastern Michigan, 9/14/13
	D'Eriq King, Houston at Texas State, 9/24/16
	Darrell Henderson, Memphis at SMU, 11/5/16



Rodney Adams, USF

DEFENSIVE RECORDS

INTERCEPTIONS

GAME	
3	Bobby McCain, Memphis at USF, 11/16/13 Andrew Adams, UConn vs. UCF, 11/1/14 Mike Tyson, Cincinnati at Purdue, 9/10/16
2	33 Times Most Recent: Mike Tyson, Cincinnati at Tulsa, 11/25/16

SEASON

8	Jamar Summers, UConn, 2015
7	Jacoby Glenn, UCF, 2014
6	Bobby McCain, Memphis, 2013 Adrian McDonald, Houston, 2013 Parry Nickerson, Tulane, 2014 Horace Richardson, SMU, 2016

CAREER

15	Adrian McDonald, Houston, 2013-15
11	Bobby McCain, Memphis, 2013-14 Trevon Stewart, Houston, 2013-15 Jamar Summers, UConn, 2014-16
10	Horace Richardson, SMU, 2013-16 Parry Nickerson, Tulane, 2014-16
9	Jacoby Glenn, UCF, 2013-14 Andrew Adams, UConn, 2013-15 Howard Wilson, Houston, 2014-16
8	William Jackson III, Houston, 2013-15 Darrion Millines, SMU, 2013-16 Deatrick Nichols, USF, 2014-16 Zach Edwards, Cincinnati, 2013-16 Obi Melifonwu, UConn, 2013-16

INTERCEPTION RETURN YARDS

GAME	
150	Horace Richardson, SMU at East Carolina, 11/12/16
100	Josh Hawkins, East Carolina vs. Tulsa, 10/17/15
96	William Jackson, Houston at Texas-San Antonio, 9/28/13 Parry Nickerson, Tulane vs. Southern, 9/10/16
95	Mike Tyson, Cincinnati vs. UConn, 10/19/13

SEASON

215	Horace Richardson, SMU, 2016
171	Parry Nickerson, Tulane, 2016
153	Tavon Young, Temple, 2014
145	Adrian McDonald, Houston, 2014
110	William Jackson III, Houston, 2015

CAREER

245	Adrian McDonald, Houston, 2013-15
234	Horace Richardson, SMU, 2013-16
211	William Jackson III, Houston, 2013-15
195	Parry Nickerson, Tulane, 2014-16
183	Reggis Ball, Memphis, 2013-15

YARDS PER INTERCEPTION

GAME (Minimum 2)	
75.0	Horace Richardson, SMU at East Carolina, 11/12/16 (2 for 150)
39.0	Alex Wells, Temple at Cincinnati, 9/12/15 (2 for 78)
32.5	Reggis Ball, Memphis vs. Auburn, 12/30/15 (2 for 65)

SEASON (Minimum 4)

42.8	Parry Nickerson, Tulane, 2016 (4 for 171)
38.2	Tavon Young, Temple, 2014 (4 for 153)
35.8	Horace Richardson, SMU, 2016 (6 for 215)

CAREER (Minimum 6)

26.4	William Jackson III, Houston, 2013-15 (8 for 211)
26.1	Reggis Ball, Memphis, 2013-15 (7 for 183)
23.4	Horace Richardson, SMU, 2013-16 (10 for 234)
19.5	Parry Nickerson, Tulane, 2014-16 (10 for 171)
19.3	Adrian McDonald, Houston, 2013-14 (11 for 221)

INTERCEPTIONS FOR TOUCHDOWNS

GAME	
2	Horace Richardson, SMU at East Carolina, 11/12/16

SEASON

2	Bobby McCain, Memphis, 2013 William Jackson III, Houston, 2015 Sean Chandler, Temple, 2015 Horace Richardson, SMU, 2016 Jordan Wyatt, SMU, 2016 Jesse Brubaker, Tulsa, 2016 Genard Avery, Memphis, 2016
---	---

CAREER

3	Bobby McCain, Memphis, 2013-14 William Jackson III, Houston, 2013-15
2	Sean Chandler, Temple, 2014-15 Horace Richardson, SMU, 2013-16 Jesse Brubaker, Tulsa, 2014-16 Jordan Wyatt, SMU, 2015-16 Shaquill Griffin, UCF, 2013-16 Genard Avery, Memphis, 2014-16 Kolton Shindelar, Tulsa, 2014-16

LONGEST INTERCEPTION RETURN

100	Josh Hawkins, East Carolina vs. Tulsa, 10/17/15
96	William Jackson, Houston at Texas-San Antonio, 9/28/13 Parry Nickerson, Tulane vs. Southern, 9/10/16
93	Reggis Ball, Memphis vs. SMU, 10/19/13 Tavon Young, Temple at UConn, 9/27/14



Bobby McCain, Memphis

INDIVIDUAL RECORDS

TACKLES

GAME	
24	Tyler Matakevich, Temple at Idaho, 9/28/13 (13 solo, 11 assisted) Obi Melifonwu, UConn vs. Tulane, 11/26/16 (11 solo, 13 assisted)
20	Michael Mudoh, Tulsa vs. Florida Atlantic, 9/5/15 (12 solo, 8 assisted) Domenic Spencer, UCF at Tulsa, 11/7/15 (6 solo, 14 assisted)
19	Jeff Luc, Cincinnati vs. Miami (Ohio), 9/20/14 (8 solo, 11 assisted)
18	Randall Joyner, SMU vs. Rutgers, 10/5/13 (11 solo, 7 assisted) Greg Blair, Cincinnati vs. Louisville, 12/5/13 (7 solo, 11 assisted) DeDe Lattimore, USF at Rutgers, 12/7/13 (9 solo, 9 assisted) Jeff Luc, Cincinnati at Ohio State, 9/27/14 (11 solo, 7 assisted) Eric Wilson, Cincinnati at Miami (Ohio), 9/19/15 (9 solo, 9 assisted) Elandon Roberts, Houston vs. Memphis, 11/14/15 (8 solo, 10 assisted) Antonio Kinard, Cincinnati vs. Houston, 9/15/16 (6 solo, 12 assisted) Ray Tillman, East Carolina vs. Navy, 11/19/16 (11 solo, 7 assisted)

SEASON

142	Elandon Roberts, Houston, 2015 (88 solo, 54 assisted)
140	Zeek Bigger, East Carolina, 2014 (66 solo, 74 assisted)
138	Tyler Matakevich, Temple, 2015 (77 solo, 61 assisted)
137	Tyler Matakevich, Temple, 2013 (99 solo, 38 assisted) Efrem Oliphant, Houston, 2014 (69 solo, 68 assisted)
135	Michael Mudoh, Tulsa, 2015 (76 solo, 59 assisted)
134	Efrem Oliphant, Houston, 2013 (70 solo, 64 assisted) Jeff Luc, Cincinnati, 2014 (65 solo, 69 assisted)
129	Eric Wilson, Cincinnati, 2016 (60 solo, 69 assisted)
124	Brandon Williams, East Carolina, 2014 (54 solo, 74 assisted)

CAREER

392	Tyler Matakevich, Temple, 2013-15
380	Zach Edwards, Cincinnati, 2013-16
351	Obi Melifonwu, UConn, 2013-16
331	Steven Taylor, Houston, 2013-16
302	Auggie Sanchez, USF, 2013-16
271	Efrem Oliphant, Houston, 2013-14
268	Trent Martin, Tulsa, 2014-16
266	Adrian McDonald, Houston, 2013-15
261	Eric Wilson, Cincinnati, 2014-16
252	Nate Godwin, UCF, 2013-16



Silverberry Mouhon, Cincinnati

TACKLES PER GAME

SEASON	
11.4	Tyler Matakevich, Temple, 2013 (12 games, 137 tackles)
10.76	Zeek Bigger, East Carolina, 2014 (13 games, 140 tackles)
10.75	Eric Wilson, Cincinnati, 2016 (12 games, 129 tackles)
10.5	Efrem Oliphant, Houston, 2014 (13 games, 137 tackles)
10.4	Michael Mudoh, Tulsa, 2015 (13 games, 135 tackles)
10.3	Efrem Oliphant, Houston, 2013 (13 games, 134 tackles) Jeff Luc, Cincinnati, 2014 (13 games, 134 tackles)
10.1	Elandon Roberts, Houston, 2015 (14 games, 142 tackles)
9.9	Tyler Matakevich, Temple, 2015 (14 games, 138 tackles)
9.8	Yawin Smallwood, UConn, 2013 (12 games, 118 tackles) Obi Melifonwu, UConn, 2016 (12 games, 118 tackles)



Tyler Matakevich, Temple

TACKLES FOR LOSS

GAME	
5.0	Montese Overton, East Carolina at SMU, 10/3/15 (4 solo, 2 assisted) Haason Reddick, Temple at Memphis, 10/6/16 (4 solo, 2 assisted)
4.5	Martin Ifedi, Memphis vs. Arkansas State, 9/21/13 (4 solo, 1 assisted) Terrance Plummer, UCF vs. Brigham Young, 10/9/14 (4 solo, 1 assisted) Elandon Roberts, Houston vs. Navy, 11/27/15 (4 solo, 1 assisted) Ed Oliver, Houston vs. UCF, 10/29/16 (4 solo 1 assisted)

SEASON

23.0	Ed Oliver, Houston, 2016 (20 solo, 6 assisted)
22.5	Haason Reddick, Temple, 2016 (19 solo, 7 assisted)
20.0	Shaquem Griffin, UCF, 2016 (15 solo, 10 assisted)
19.0	Elandon Roberts, Houston, 2015 (17 solo, 4 assisted)
18.5	Steven Taylor, Houston, 2015 (17 solo, 3 assisted) Tanzel Smart, Tulane, 2016 (16 solo, 5 assisted)
17.5	Marcus Smith, Louisville, 2013 (17 solo, 1 assisted)
16.0	Matt Linscott, Tulsa, 2015 (14 solo, 4 assisted)
15.5	Tank Jakes, Memphis, 2014 (15 solo, 1 assisted)
15.0	Tanzel Smart, Tulane, 2015 (15 solo) Tyler Matakevich, Temple, 2015 (12 solo, 6 assisted) Justin Lawler, SMU, 2016 (13 solo, 4 assisted)

CAREER

50.0	Steven Taylor, Houston, 2013-16
46.0	Haason Reddick, Temple, 2013-16
40.5	Nico Marley, Tulane, 2014-16
40.0	Tanzel Smart, Tulane, 2014-16
37.0	Tyler Matakevich, Temple, 2013-15
30.0	Matt Ioannidis, Temple, 2013-15
29.0	Praise Martin-Oguike, Temple, 2014-16
28.5	Trent Martin, Tulsa, 2014-16
27.5	Tyus Bowser, Houston, 2013-16
27.0	Matt Linscott, Tulsa, 2014-16 Nigel Harris, USF, 2013-16

SACKS

GAME	
4.0	Montese Overton, East Carolina at SMU, 10/3/15 (3 solo, 2 assisted)
3.5	Justin Lawler, SMU at North Texas, 9/3/16 (3 solo, 1 assisted)
3.0	13 Times: Most Recent Arthur Maulet, Memphis vs. Western Kentucky, 12/20/16 (3 solo)

SEASON

14.5	Marcus Smith, Louisville, 2013 (14 solo, 1 assisted)
11.5	Martin Ifedi, Memphis, 2013 (10 solo, 1 assisted) Shaquem Griffin, UCF, 2016 (10 solo, 3 assisted)
10.5	Haason Reddick, Temple, 2016 (10 solo, 1 assisted)
10.0	Steven Taylor, Houston, 2015 (9 solo, 2 assisted)
9.5	Lorenzo Mauldin, Louisville, 2013 (9 solo, 1 assisted) Silverberry Mouhon, Cincinnati, 2013 (8 solo, 3 assisted)
9.0	Terrell Hartsfield, Cincinnati, 2014 (8 solo, 2 assisted)
8.5	Steven Taylor, Houston, 2016 (7 solo, 3 assisted)
8.0	Nate D. Smith, Temple, 2015 (7 solo, 2 assisted)

CAREER

25.5	Steven Taylor, Houston, 2013-16
21.5	Tyus Bowser, Houston, 2013-16
19.0	Praise Martin-Oguike, Temple, 2014-16
18.0	Silverberry Mouhon, Cincinnati, 2013-15 Haason Reddick, Temple, 2013-16
14.5	Marcus Smith, Louisville, 2013
14.0	Martin Ifedi, Memphis, 2013-14
13.0	Genard Avery, Memphis, 2014-16
12.5	Thomas Niles, UCF, 2013-15 Royce LaFrance, Tulane, 2014-15

FORCED FUMBLES

SEASON	
6	Nigel Harris, USF, 2014 Jeff Luc, Cincinnati, 2014
5	Praise Martin-Oguike, Temple, 2014

CAREER

11	Praise Martin-Oguike, Temple, 2014-16
8	Jeff Luc, Cincinnati, 2013-14 Nigel Harris, USF, 2013-16
7	Steven Taylor, Houston, 2013-15
5	Tank Jakes, Memphis, 2013-14 Adrian McDonald, Houston, 2013-15 Jarred Alwan, Temple, 2013-15 Jhavon Williams, UConn, 2013-16 Jordan Wyatt, SMU, 2015-16 Trent Martin, Tulsa, 2014-16 Nico Marley, Tulane, 2014-16 Jackson Mitchell, SMU, 2013-16

FUMBLES RECOVERED

SEASON	
6	Trevon Stewart, Houston, 2013
4	Jeff Luc, Cincinnati, 2014 Trevon Stewart, Houston, 2015
3	DeDe Lattimore, USF, 2013 Sean Maag, UCF, 2013 Sharif Finch, Temple, 2014 Averee Robinson, Temple, 2014 Adrian McDonald, Houston, 2014 Eric Wilson, Cincinnati, 2014 Terrell Hartsfield, Cincinnati, 2014 T.J. Mutcherson, UCF, 2015 Sean Williams, Navy, 2016

CAREER

10	Trevon Stewart, Houston, 2013-15
7	Eric Wilson, Cincinnati, 2014-15
6	Adrian McDonald, Houston, 2013-15
5	Jeff Luc, Cincinnati, 2013-14
4	Darion Monroe, Tulane, 2014-15 Tyler Matakevich, Temple, 2013-15 Todd Chandler, USF, 2013-14 Steven Taylor, Houston, 2013-16 Leviticus Payne, Cincinnati, 2013-15 Drico Johnson, UCF, 2013-16 Nico Marley, Tulane, 2014-16 Parry Nickerson, Tulane, 2014-16 Praise Martin-Oguike, Temple, 2014-16



Trevon Stewart, Houston

TEAM RECORDS

RUSHING

MOST RUSHING ATTEMPTS

GAME	
75	Navy vs. East Carolina, 9/19/15
74	Navy vs. Memphis, 10/22/16
71	Navy vs. Pittsburgh, 12/28/15
	Houston vs. Lamar, 9/10/16
69	Memphis at Cincinnati, 10/4/14
	Navy vs. USF, 10/31/15

SEASON

748	Navy, 2015 (13 games)
742	Navy, 2016 (14 games)
669	Houston, 2015 (14 games)
665	Tulsa, 2016 (13 games)
594	Memphis, 2014 (13 games)

RUSHING YARDS

GAME	
496	Navy at SMU, 11/26/16
480	Navy at East Carolina, 11/19/16
469	Navy at Tulsa, 11/21/15
447	Navy vs. Memphis, 10/22/16
437	Tulane vs. Southern, 9/10/16

SEASON

4,342	Navy, 2016 (14 games)
4,247	Navy, 2015 (13 games)
3,709	USF, 2016 (13 games)
3,402	Tulsa, 2016 (13 games)
3,301	Houston, 2015 (14 games)

GAME - TWO TEAMS

768	Florida State (478) at USF (290), 9/24/16
729	USF (412) at Navy (317), 10/28/16
693	USF (416) at Memphis (277), 11/12/16
685	Tulane (355) at Tulsa (330), 10/22/16
672	James Madison (440) at SMU (232), 9/26/15

YARDS PER GAME

326.7	Navy, 2015 (13 games, 4,247 yards)
310.1	Navy, 2016 (14 games, 4,342 yards)
285.3	USF, 2016 (13 games, 3,709 yards)
261.7	Tulsa, 2016 (13 games, 3,402 yards)
246.5	USF, 2015 (13 games, 3,205 yards)

YARDS PER RUSH

GAME	
10.3	Navy at SMU, 11/26/16 (48 attempts, 496 yards)
9.4	USF vs. Navy, 10/28/16 (44 attempts, 412 yards)
8.9	USF vs. Western Carolina, 8/30/14 (33 attempts, 294 yards)
8.5	Tulane at Tulsa, 8/28/14 (30 attempts, 254 yards)
8.3	USF at Memphis, 11/12/16 (50 attempts, 416 yards)

SEASON

6.5	USF, 2016 (570 attempts, 3,709 yards)
5.9	Navy, 2016 (742 attempts, 4,342 yards)
5.7	Navy, 2015 (748 attempts, 4,247 yards)
5.4	USF, 2015 (592 attempts, 3,205 yards)
5.1	Tulsa, 2016 (665 attempts, 3,402 yards)

RUSHING TOUCHDOWNS

GAME	
9	Navy at East Carolina, 11/19/16
	Navy at SMU, 11/26/16
7	Memphis vs. Austin Peay, 8/30/14
	Houston vs. SMU, 10/8/15
	Navy vs. SMU, 11/14/15
	Tulane vs. Southern, 9/10/16

SEASON

61	Navy, 2016
53	Navy, 2015
47	USF, 2016
46	Houston, 2015
33	Tulsa, 2015
	Tulsa, 2016

PASSING

ATTEMPTS

GAME	
71	SMU vs. Rutgers, 10/5/13
70	East Carolina vs. UCF, 10/1/16
69	Houston at Memphis, 11/25/16
68	East Carolina vs. Florida, 1/3/15
67	SMU at Texas A&M, 9/21/13
	SMU at East Carolina, 10/4/14

SEASON

637	East Carolina, 2014 (13 games)
619	SMU, 2013 (12 games)
554	East Carolina, 2016 (12 games)
547	Cincinnati, 2015 (13 games)
523	Houston, 2016 (13 games)

COMPLETIONS

GAME	
47	Houston at Memphis, 11/25/16
45	SMU vs. Rutgers, 10/5/13
44	East Carolina at South Carolina, 9/17/16
42	SMU at East Carolina, 10/4/14
41	SMU vs. Texas Tech, 8/30/31
	SMU at Texas A&M, 9/21/13

SEASON

402	East Carolina, 2014 (13 games)
400	SMU, 2013 (12 games)
359	East Carolina, 2016 (12 games)
352	Houston, 2016 (13 games)
341	Cincinnati, 2015 (13 games)

COMPLETION PERCENTAGE

GAME	
100.0	Navy vs. Fordham, 9/3/16 (4 of 4)
90.5	Cincinnati vs. Northwestern State, 9/14/13 (19 of 21)
88.9	Memphis at Kansas, 9/12/15 (24 of 27)
	UConn at Navy, 9/10/16 (24 of 27)
	Houston vs. SMU, 10/8/15 (16 of 18)

SEASON

70.8	Louisville, 2013 (311 of 439)
67.9	East Carolina, 2015 (321 of 473)
67.3	Houston, 2016 (352 of 523)
66.9	Memphis, 2015 (311 of 465)
66.6	UCF, 2013 (269 of 404)

PASSING YARDS

GAME	
620	Cincinnati at Memphis, 9/24/15
538	SMU vs. Temple, 10/26/13
523	Cincinnati at Houston, 11/7/15
507	Cincinnati at Rutgers, 11/16/13
489	Cincinnati vs. UCF, 10/31/15

SEASON

4,835	East Carolina, 2014 (13 games)
4,679	Cincinnati, 2015 (13 games)
4,332	Tulsa, 2015 (13 games)
4,097	SMU, 2013 (12 games)
4,082	Louisville, 2013 (13 games)

PASSING YARDS - TWO TEAMS

GAME	
1,032	Cincinnati (620) at Memphis (412), 9/24/15
914	SMU (538) vs. Temple (376), 10/26/13
	Tulsa (427) at Oklahoma (487), 9/19/15
896	Houston (487) at Memphis (409), 11/25/16
868	Memphis (447) at Tulsa (421), 10/23/15

YARDS PER GAME

371.9	East Carolina, 2014 (13 games, 4,835 yards)
359.9	Cincinnati, 2015 (13 games, 4,679 yards)
341.4	SMU, 2013 (12 games, 4,097 yards)
334.7	East Carolina, 2016 (12 games, 4,016 yards)
333.2	Tulsa, 2015 (13 games, 4,332 yards)

YARDS PER ATTEMPT

SEASON

11.4	Navy, 2016 (158 attempts, 1,794 yards)
10.5	Navy, 2015 (122 attempts, 1,280 yards)
9.3	Louisville, 2013 (439 attempts, 4,082 yards)
9.1	UCF, 2013 (404 attempts, 3,661 yards)
8.8	Tulsa, 2015 (305 attempts, 4,332 yards)

YARDS PER COMPLETION

SEASON

20.0	Navy, 2015 (64 completions, 1,280 yards)
19.3	Navy, 2016 (93 completions, 1,794 yards)
14.2	Tulsa, 2015 (305 completions, 4,332 yards)
14.2	USF, 2015 (179 completions, 2,536 yards)
13.7	Cincinnati, 2015 (341 completions, 4,679 yards)

PASSING TOUCHDOWNS

GAME

7	Memphis vs. SMU, 11/28/15
6	Louisville vs. Ohio, 9/11/13
	Cincinnati at Rutgers, 11/16/13
	Cincinnati vs. Toledo, 9/12/14
	Cincinnati vs. UCF, 10/31/15
	Memphis vs. Bowling Green, 9/24/16

SEASON

35	Cincinnati, 2014 (13 games)
34	Memphis, 2016 (13 games)
33	Louisville, 2013 (13 games)
	Tulsa, 2016 (13 games)
31	East Carolina, 2013 (13 games)

PASSES HAD INTERCEPTED

GAME

5	Rutgers vs. Houston, 10/26/13
4	14 Times
	Most Recent: Houston vs. San Diego State, 12/17/16

SEASON

23	UCF, 2015 (12 games)
22	Rutgers, 2013 (13 games)
	Cincinnati, 2015 (13 games)
18	UConn, 2013 (12 games)
	Tulane, 2014 (12 games)
	Tulsa, 2014 (12 games)

FEWEST INTERCEPTIONS

GAME (Min. 50 att.)

0	SMU vs. Rutgers, 10/5/13 (71 attempts)
	SMU vs. Texas Tech, 8/30/13 (62 attempts)
	East Carolina vs. Cincinnati, 11/13/14 (62 attempts)
	East Carolina at Tulsa, 11/5/16 (62 attempts)
	Tulsa at Memphis, 10/31/14 (54 attempts)
	SMU vs. Temple, 10/26/13 (53 attempts)
	Houston at Brigham Young, 9/11/14 (53 attempts)
	SMU at Tulsa, 10/7/16 (52 attempts)
	UCF vs. Tulsa, 11/25/16 (52 attempts)
	Tulsa at Oklahoma, 9/19/15 (51 attempts)
	East Carolina vs. Cincinnati, 11/28/15 (51 attempts)
	Tulsa at Cincinnati, 11/14/15 (50 attempts)

SEASON (Lowest pct.)

0.91	Louisville, 2013 (4 INT, 439 attempts)
1.07	Memphis, 2015 (5 INT, 465 attempts)
1.62	Houston, 2015 (7 INT, 432 attempts)
1.63	Tulsa, 2015 (8 INT, 492 attempts)
1.64	Navy, 2015 (2 INT, 122 attempts)

SEASON - FEWEST TOTAL

2	Navy, 2015 (122 attempts)
4	Louisville, 2013 (439 attempts)
5	Memphis, 2015 (465 attempts)
7	Houston, 2015 (432 attempts)
	Navy, 2016 (158 attempts)

TOTAL OFFENSE

PLAYS

GAME

107	Tulsa vs. Louisiana-Monroe, 9/10/15
104	Tulsa vs. Cincinnati, 11/25/16
103	Tulsa vs. SMU, 10/7/16
102	East Carolina vs. UCF, 10/1/16
101	East Carolina vs. Florida, 1/3/15
100	East Carolina vs. UConn, 10/23/14
	Cincinnati at Memphis, 9/24/15

SEASON

1,114	Tulsa, 2016 (6,851 yards, 13 games)
1,101	Houston, 2015 (6,778 yards, 14 games)
1,084	Houston, 2016 (5,764 yards, 13 games)
1,083	Tulsa, 2015 (6,596 yards, 13 games)
1,070	East Carolina, 2014 (6,929 yards, 13 games)

YARDS GAINED

GAME

789	East Carolina vs. North Carolina, 9/20/14
	(343 rush, 446 pass)
752	Cincinnati at Memphis, 9/24/15 (132 rush, 620 pass)
728	SMU vs. Temple, 10/26/13 (190 rush, 538 pass)
726	Cincinnati vs. UCF, 10/31/15 (237 rush, 489 pass)
704	Memphis at Tulsa, 10/23/15 (257 rush, 447 pass)

SEASON

6,992	Cincinnati, 2015 (4,679 pass, 2,313 rush)
6,929	East Carolina, 2014 (4,835 pass, 2,094 rush)
6,851	Tulsa, 2016 (3,402 rush, 3,449 pass)
6,778	Houston, 2015 (3,477 pass, 3,301 rush)
6,650	USF, 2016 (3,709 rush, 2,941 pass)
6,596	Tulsa, 2015 (4,332 pass, 1,083 rush)

YARDS GAINED - TWO TEAMS

GAME

1,376	Tulsa (603) at Oklahoma (773), 9/19/15
1,322	Cincinnati (752) at Memphis (570), 9/24/15
1,321	SMU (728) vs. Temple (593), 10/26/13
1,287	USF (608) at Memphis (679), 11/12/16
1,245	USF (616) at Navy (629), 10/28/16

YARDS PER GAME

537.8	Cincinnati, 2015 (13 games, 6,992 yards)
533.0	East Carolina, 2014 (13 games, 6,929 yards)
527.0	Tulsa, 2016 (13 games, 6,851 yards)
511.5	USF, 2016 (13 games, 6,650 yards)
507.4	Tulsa, 2015 (13 games, 6,596 yards)

YARDS PER PLAY

GAME

10.5	Navy at SMU, 11/26/16 (57 plays, 600 yards)
10.0	Cincinnati vs. Northwestern State, 9/14/13
	(67 plays, 669 yards)
9.8	Cincinnati vs. UCF, 10/31/15 (74 plays, 726 yards)
9.7	East Carolina vs. Western Carolina, 9/3/16 (71 plays, 688 yards)
9.6	Navy vs. Fordham, 9/3/16 (57 plays, 550 yards)

SEASON

7.2	USF, 2016 (928 plays, 6,650 yards)
6.8	Navy, 2016 (900 plays, 6,136 yards)
6.7	Louisville, 2013 (894 plays, 5,991 yards)
6.60	Cincinnati, 2015 (1,059 plays, 6,992 yards)
6.56	UCF, 2013 (875 plays, 5,740 yards)

TEAM RECORDS

FIRST DOWNS

GAME

39	East Carolina vs. North Carolina, 9/20/14
38	Cincinnati at Memphis, 9/24/15
37	Tulsa vs. East Carolina, 11/5/16
35	Houston vs. Southern, 8/30/13
	Memphis at Tulsa, 10/23/15
	Tulsa vs. Cincinnati, 11/25/16

SEASON

378	East Carolina, 2014
373	Tulsa, 2016
370	Cincinnati, 2015
332	Houston, 2015
	Tulsa, 2015

FIRST DOWNS RUSHING

GAME

24	Navy vs. SMU, 11/14/15
	Navy at East Carolina, 11/19/16
23	Navy vs. East Carolina, 9/19/15
	Navy vs. Memphis, 10/22/16
22	Navy at Tulsa, 11/21/15
	Navy vs. Pittsburgh, 12/28/15
	Tulsa at Fresno State, 9/24/16

SEASON

217	Navy, 2015
212	Navy, 2016
182	Tulsa, 2016
164	USF, 2016
157	Houston, 2015

FIRST DOWNS PASSING

GAME

27	Cincinnati at Memphis, 9/24/15
24	SMU vs. Temple, 10/26/13
	East Carolina vs. UCF, 10/1/16
23	UConn vs. Memphis, 12/7/13
	Louisville vs. Miami (Fla.), 12/28/13
	East Carolina vs. Florida, 1/3/15

SEASON

238	East Carolina, 2014
217	Cincinnati, 2015
195	Louisville, 2013
191	SMU, 2013
185	Cincinnati, 2014

PUNTING

PUNTS

GAME

12	UConn at Houston, 9/29/16
11	Tulane vs. Houston, 10/16/15
	UConn at Tulane, 11/7/15
	Tulane vs. UConn, 11/7/15
	SMU at Memphis, 11/28/15
	Navy vs. Army, 12/12/15
	Tulane vs. Louisiana, 9/24/16
	Houston vs. Tulane, 11/12/16
	UCF vs. Arkansas State, 12/17/16

SEASON

82	Tulane, 2015
81	UCF, 2016
80	UConn, 2014
77	SMU, 2014
76	UConn, 2015

YARDS PUNTING

GAME

493	UConn at Houston, 9/29/16 (12 punts)
486	Houston vs. Tulane, 11/12/16 (11 punts)
469	Navy vs. Army, 12/12/15 (11 punts)
461	Tulane vs. Houston, 10/16/15 (11 punts)
449	UCF vs. East Carolina, 11/19/15 (10 punts)

SEASON

3,328	UCF, 2015 (75 punts)
3,327	UCF, 2016 (81 punts)
3,153	Houston, 2013 (73 punts)
3,121	SMU, 2014 (77 punts)
3,078	UConn, 2014 (80 punts)

PUNTING AVERAGE

GAME (Minimum 3 punts)

54.2	Cincinnati vs. Temple, 10/11/13 (4 punts, 217 yards)
53.0	Cincinnati at Miami (Ohio), 9/19/15 (5 punts, 265 yards)
52.7	Memphis vs. Cincinnati, 9/14/15 (6 punts, 316 yards)
52.2	UCF at Memphis, 10/5/13 (6 punts, 313 yards)
51.8	Temple vs. Navy, 9/6/14 (5 punts, 259 yards)

SEASON

44.5	Cincinnati, 2015 (49 punts, 2,180 yards)
44.44	Memphis, 2013 (63 punts, 2,800 yards)
44.37	UCF, 2015 (75 punts, 3,328 yards)
44.35	Memphis, 2015 (57 punts, 2,528 yards)
43.8	USF, 2014 (66 punts, 2,888 yards)

PUNT RETURNS

RETURNS	
GAME	
8	Louisville vs. Florida International, 9/21/13 East Carolina at SMU, 10/3/15 Houston at Tulane, 10/16/15
7	Memphis vs. Austin Peay, 8/30/14
6	Rutgers vs. Norfolk State, 9/7/13 Memphis vs. Middle Tennessee, 9/20/14 UCF vs. Brigham Young, 10/9/14 Memphis vs. Brigham Young, 12/22/14 Tulsa vs. North Carolina A&T, 9/17/16

SEASON

42	Memphis, 2014
29	Cincinnati, 2013 Houston, 2015 Temple, 2015
28	UCF, 2014

YARDS RETURNED

GAME	
175	Houston at Tulane, 10/16/15
144	Tulsa vs. North Carolina A&T, 9/17/16
134	Temple vs. Delaware State, 9/20/14
112	Memphis vs. Austin Peay, 8/30/14
106	Rutgers vs. Arkansas, 9/21/13

SEASON

371	Memphis, 2014
302	Houston, 2015
294	Temple, 2015
238	UCF, 2014 USF, 2016

YARDS PER RETURN

GAME (Minimum 3 returns)

44.7	Temple vs. Delaware State, 9/20/14 (3 att., 134 yards)
28.0	Memphis vs. Missouri State, 9/5/15 (3 att., 84 yards) USF at Syracuse, 9/17/16 (3 att., 84 yards)
27.3	USF vs. SMU, 10/24/13 (3 punts, 82 yards)
26.5	Rutgers vs. Arkansas, 9/21/13 (4 att., 106 yards)

SEASON

14.1	USF, 2013 (14 att., 198 yards)
12.7	Tulsa, 2015 (9 att., 114 yards)
12.3	Temple, 2014 (18 att., 221 yards)
11.4	Rutgers, 2013 (19 att., 216 yards)
10.9	USF, 2015 (21 att., 229 yards)

PUNT RETURN TOUCHDOWNS

GAME

2	Temple vs. Delaware State, 9/20/14
---	------------------------------------

SEASON

3	Temple, 2014
2	Rutgers, 2013

KICKOFF RETURNS

RETURNS	
GAME	
10	SMU vs. UCF, 11/22/14 Cincinnati at USF, 11/20/15
8	14 Times: Most Recent SMU vs. Navy, 11/26/16

SEASON

65	UCF, 2015
58	SMU, 2014
56	SMU, 2015
54	East Carolina, 2016
53	SMU, 2016

YARDS RETURNED

GAME

222	USF at Navy, 10/31/15
210	SMU at Navy, 11/14/15
209	Houston vs. Brigham Young, 10/19/13
203	SMU at UCF, 11/22/14
200	UCF at Tulsa, 11/7/15 Navy vs. Houston, 10/8/16

SEASON

1,492	UCF, 2015
1,249	Memphis, 2016
1,246	SMU, 2015
1,187	Houston, 2013
1,111	Navy, 2016

YARDS PER RETURN

GAME (Minimum 3 returns)

48.0	Rutgers vs. Eastern Michigan, 9/14/13 (3 att., 144 yards)
45.2	USF vs. Cincinnati, 11/20/15 (4 att., 181 yards)
44.2	UCF vs. USF, 11/29/13 (4 att., 177 yards)
38.5	Memphis at Navy, 10/22/16 (4 att., 154 yards)
37.5	Temple at Cincinnati, 9/12/15 (4 att., 150 yards)

SEASON

26.7	USF, 2015 (41 att., 1,093 yards)
26.58	UCF, 2014 (36 att., 957 yards)
26.57	Memphis, 2016 (47 att., 1,249 yards)
25.3	Houston, 2013 (47 att., 1,187 yards)
24.2	Navy, 2015 (32 att., 775 yards)

KICKOFF RETURN TOUCHDOWNS

GAME

1	16 Times: Most Recent Memphis at SMU, 11/5/16
---	--

SEASON

3	Memphis, 2016
2	Rutgers, 2013 Houston, 2015

TEAM RECORDS

PENALTIES

MOST PENALTIES

GAME

19	USF at Houston, 10/31/13
17	Tulsa vs. SMU, 10/7/16
16	SMU at Texas A&M, 9/21/13
15	Memphis at Middle Tennessee, 9/14/13
14	Houston vs. Southern, 8/30/13
	SMU vs. Tulane, 11/21/15

TWO TEAMS - GAME

29	SMU (16) at Texas A&M (13), 9/21/13
----	-------------------------------------

SEASON

109	East Carolina, 2014
104	Cincinnati, 2015
102	USF, 2013
99	Memphis, 2015
98	Houston, 2013

MOST PENALTY YARDS

GAME

170	USF at Houston, 10/31/13
149	Tulsa vs. SMU, 10/7/16
148	East Carolina at USF, 10/11/14
145	Memphis at Middle Tennessee, 9/14/13
133	Tulane vs. Houston, 10/16/15

TWO TEAMS - GAME

225	Texas A&M (114) vs. SMU (111), 9/21/13
-----	--

SEASON

1,004	East Carolina, 2014
976	Memphis, 2015
948	Cincinnati, 2015
881	Houston, 2013
872	USF, 2013

SCORING

MOST POINTS

GAME

77	Memphis vs. Bowling Green, 9/24/16
75	Navy at SMU, 11/26/16
72	Louisville vs. Florida International, 9/21/13
70	East Carolina vs. North Carolina, 9/20/14
66	Cincinnati vs. Northwestern State, 9/14/13
	Memphis at Tulsa, 10/23/15
	Tulane vs. Southern, 11/19/16
	Houston at Texas State, 9/24/16

HALF

56	Memphis vs. SMU, 11/28/15 (1st)
	Memphis vs. Bowling Green, 9/24/16 (1st)
51	USF vs. Cincinnati, 11/20/15 (1st)
49	Temple vs. Delaware State, 9/20/14 (1st)
	Tulane vs. Southern, 9/10/16 (1st)

QUARTER

35	Memphis vs. Bowling Green, 9/24/16 (1st)
29	Houston vs. Pittsburgh, 1/2/15 (4th)
28	Louisville vs. Florida International, 9/21/13 (2nd)
	Houston at Texas-San Antonio, 9/28/13 (4th)
	Temple vs. Delaware State, 9/20/14 (2nd)
	Memphis vs. Missouri State, 9/5/15 (1st)
	Cincinnati vs. Alabama A&M, 9/5/15 (2nd)
	Houston vs. Texas State, 9/26/15 (2nd)
	Houston at UCF, 10/24/15 (3rd)
	Memphis vs. SMU, 11/28/15 (1st, 2nd)
	USF vs. Navy, 10/28/16 (1st)
	Navy at SMU, 11/26/16 (3rd)

OVERTIME

20	Rutgers vs. SMU, 10/5/13 (3ot)
17	SMU vs. Rutgers, 10/5/13 (3ot)
	Tulsa vs. Texas State, 9/27/14 (3ot)

SEASON

569	USF, 2016
566	Houston, 2015
552	Tulsa, 2016
531	Navy, 2016
522	Memphis, 2015

POINTS PER GAME

43.8	USF, 2016 (13 games, 569 points)
42.5	Tulsa, 2016 (13 games, 552 points)
40.4	Houston, 2015 (14 games, 566 points)
40.2	Memphis, 2015 (13 games, 522 points)
38.8	Memphis, 2016 (13 games, 505 yards)
37.2	Tulsa, 2015 (13 games, 483 points)

POINTS - TWO TEAMS

111	East Carolina (70) vs. North Carolina (41), 9/20/14
108	SMU (59) vs. Temple (49), 10/26/13
	Memphis (66) at Tulsa (42), 10/23/15
107	Rutgers (55) at SMU (52), 10/5/13 (3ot)
	Virginia Tech (55) vs. Tulsa (52), 12/26/15
106	Navy (75) at SMU (31), 11/26/16

FEWEST POINTS - TWO TEAMS

10	UConn (7) at Tulane (3), 11/7/15
	Wake Forest (7) vs. Tulane (3), 9/3/16
13	Temple (10) at Tulane (3), 12/6/14
14	Cincinnati (14) at Miami (Ohio) (0), 9/21/13
15	Tulane (12) vs. UConn (3), 10/11/14
	Missouri (9) vs. UConn (6), 9/19/15

SCORING MARGIN

GAME

74	Memphis (77) vs. Bowling Green (3), 9/3/16
72	Louisville (72) vs. Florida International (0), 9/21/13
63	Memphis (63) vs. Austin Peay (0), 8/30/14
	Memphis (63) vs. SMU (0), 11/28/15
61	Houston (64) at Texas State (3), 9/24/16

MOST TOUCHDOWNS

GAME	
11	Memphis vs. Bowling Green, 9/24/16 Navy at SMU, 11/26/16
10	Louisville vs. Florida International, 9/21/13 East Carolina vs. North Carolina, 9/20/14
9	Cincinnati vs. Northwestern State, 9/14/13 Memphis vs. Austin Peay, 8/30/14 Memphis vs. Missouri State, 9/5/15 Memphis at Tulsa, 10/23/15 USF vs. Cincinnati, 11/20/15 Memphis vs. SMU, 11/28/15 Tulane vs. Southern, 9/10/16 Houston at Texas State, 9/24/16 Navy at East Carolina, 11/19/16

SEASON

77	USF, 2016
75	Houston, 2015
73	Navy, 2016
70	Tulsa, 2016
64	Memphis, 2015
63	Navy, 2015 Memphis, 2016

FIELD GOALS MADE

GAME	
5	Houston at Temple, 9/7/13 Memphis at Houston, 10/12/13

SEASON

25	Temple, 2016
23	Temple, 2015 Memphis, 2015
21	UCF, 2013 UCF, 2014 Memphis, 2014 Cincinnati, 2015 Tulsa, 2016 Memphis, 2016

FIELD GOALS ATTEMPTED

GAME	
6	Houston at Temple, 9/7/13 UCF at East Carolina, 12/4/14

SEASON

32	Memphis, 2014
29	UCF, 2014 Temple, 2016
28	Temple, 2015 Memphis, 2015

PAT KICKS MADE

GAME	
11	Memphis vs. Bowling Green, 9/24/16

SEASON

75	Houston, 2015 USF, 2016
67	Tulsa, 2016
65	Navy, 2016
63	Memphis, 2015

PAT KICKS ATTEMPTED

GAME	
11	Memphis vs. Bowling Green, 9/24/16 Navy at SMU, 11/26/16

SEASON

76	USF, 2016
75	Houston, 2015
68	Navy, 2016
67	Tulsa, 2016
63	Memphis, 2015

RUSH DEFENSE

FEWEST RUSHES ALLOWED

GAME	
14	UConn vs. UCF, 10/10/15
18	East Carolina vs. SMU, 10/4/14 Houston vs. Cincinnati, 11/7/15 Cincinnati vs. East Carolina, 11/28/15
19	UCF vs. Rutgers, 11/21/13 UConn vs. Maine, 9/1/16

SEASON

400	UCF, 2013
406	Louisville, 2013
421	Memphis, 2013
423	Rutgers, 2013 Cincinnati, 2013

FEWEST YARDS ALLOWED

GAME	
-35	Tulane vs. UCF, 10/3/15
0	Louisville vs. Florida International, 9/21/13
2	UConn vs. Cincinnati, 10/8/16
5	UCF at USF, 11/28/14
7	Cincinnati at Miami (Ohio), 9/21/13

SEASON

1,049	Louisville, 2013
1,302	Houston, 2016
1,310	Rutgers, 2013
1,356	UCF, 2014
1,358	Cincinnati, 2013

FEWEST YARDS PER GAME

80.7	Louisville, 2013 (13 games, 1,049 yards)
100.2	Houston, 2016 (13 games, 1,302 yards)
100.8	Rutgers, 2013 (13 games, 1,310 yards)
104.3	UCF, 2014 (13 games, 1,356 yards)
104.5	Cincinnati, 2013 (13 games, 1,358 yards)

FEWEST YARDS PER RUSH

GAME	
-1.6	Tulane vs. UCF, 10/3/15 (22 att., -35 yards)
0.0	Louisville vs. Florida International, 9/21/13 (34 att., 0 yards)
0.1	UConn vs. Cincinnati, 10/8/16 (22 att., 2 yards)
0.24	Cincinnati at Miami (Ohio), 9/21/13 (29 att., 7 yards)
0.23	UCF at USF, 11/28/14 (22 att., 5 yards)

SEASON

2.6	Louisville, 2013 (406 att., 1,049 yards)
2.9	Houston, 2016 (447 att., 1,302 yards)
3.09	Rutgers, 2013 (423 att., 1,310 yards)
3.16	UCF, 2014 (428 att., 1,356 yards)
3.18	Houston, 2015 (480 att., 1,524 yards)

FEWEST FIRST DOWNS RUSHING ALLOWED

GAME	
0	Louisville vs. Florida International, 9/21/13
1	Cincinnati at Miami (Ohio), 9/21/13 UConn vs. Boise State, 9/13/14 Navy vs. USF, 10/31/15 Houston vs. Florida State, 12/31/15 Tulane vs. Southern, 9/10/16 Houston at Cincinnati, 9/15/16 Houston at Texas State, 9/24/16

SEASON

70	Louisville, 2013
74	Houston, 2016
79	Rutgers, 2013 East Carolina, 2014
80	Cincinnati, 2013
82	Memphis, 2014

PASS DEFENSE

FEWEST PASSES ALLOWED

GAME

3	UConn vs. Army, 11/8/14 Tulsa vs. Navy, 11/7/15
4	Memphis at Navy, 10/22/16 Navy vs. Army, 12/10/16
5	UConn vs. Navy, 9/26/15 Memphis vs. Navy, 11/7/15 Temple vs. Army, 9/2/16 Houston at Navy, 10/8/16 East Carolina vs. Navy, 11/19/16

SEASON

311	SMU, 2015
333	Tulane, 2015
338	East Carolina, 2016
342	USF, 2013 Temple, 2016

FEWEST COMPLETIONS ALLOWED

GAME

2	UConn vs. Army, 11/8/14 Tulsa vs. Navy, 11/21/15 SMU at Navy, 11/14/15 Temple vs. Army, 9/2/16 Navy vs. Army, 12/10/16
---	--

SEASON

182	East Carolina, 2016
184	SMU, 2015
187	Tulane, 2016
189	Louisville, 2013
194	East Carolina, 2016

LOWEST COMPLETION PERCENTAGE

GAME

15.8	Tulsa vs. Tulane, 10/22/16 (3 of 19)
22.2	SMU at Navy, 11/14/15 (2 of 9)
22.7	Memphis vs. SMU, 11/28/15 (5 of 22)
23.8	UCF vs. Tulane, 11/5/16 (5 of 21)
25.0	Navy at Tulane, 9/17/16 (3 of 12)

SEASON

50.7	Louisville, 2013 (189 of 373)
51.6	UCF, 2016 (223 of 432)
53.2	Temple, 2016 (182 of 342)
53.4	Memphis, 2014 (264 of 494)
54.3	East Carolina, 2015 (204 of 376)

FEWEST YARDS ALLOWED

GAME

15	Tulane vs. Georgia Tech, 9/6/14 Temple vs. Army, 9/2/16
16	USF at Navy, 10/31/15
21	Navy at Tulane, 9/17/16
24	Temple at Tulane, 11/19/16

SEASON

2,130	Temple, 2016
2,220	Louisville, 2013
2,243	Temple, 2014
2,461	UConn, 2015
2,463	Tulane, 2016

FEWEST TOUCHDOWNS ALLOWED

SEASON

8	Louisville, 2013
9	Temple, 2014
13	UCF, 2013 Temple, 2015 Temple, 2016

FEWEST FIRST DOWNS PASSING ALLOWED

GAME

0	USF at Navy, 10/31/15 Navy at Tulane, 9/17/16 Temple at Tulane, 11/19/16
1	Memphis vs. Austin Peay, 8/30/14 Temple vs. Navy, 9/6/14 UCF vs. SMU, 11/22/14 UConn vs. Army, 9/12/15 Memphis vs. Navy, 11/7/15 Memphis vs. SMU, 11/28/15 Temple vs. Army, 9/2/16 Navy vs. Army, 12/10/16

SEASON

93	Louisville, 2013
96	Temple, 2016
98	Tulane, 2016
101	Temple, 2014
103	UCF, 2014

TOTAL DEFENSE

FEWEST YARDS ALLOWED

GAME

27	Louisville vs. Florida International, 9/21/13
73	Houston vs. Lamar, 9/10/16
87	Cincinnati at Miami (Ohio), 9/21/13
93	Temple vs. Delaware State, 9/20/14
97	Memphis vs. SMU, 11/28/15

SEASON

3,269	Louisville, 2013
3,881	UCF, 2014
3,955	Temple, 2016
4,103	Cincinnati, 2013
4,155	Houston, 2016

FEWEST YARDS PER GAME

251.5	Louisville, 2013 (13 games, 3,269 yards)
282.5	Temple, 2016 (14 games, 3,955 yards)
298.5	UCF, 2014 (13 games, 3,881 yards)
315.6	Cincinnati, 2013 (13 games, 4,103 yards)
319.6	Houston, 2016 (13 games, 4,155 yards)

FEWEST FIRST DOWNS ALLOWED

GAME

2	Louisville vs. Florida International, 9/21/13
4	Cincinnati at Miami (Ohio), 9/21/13 UCF vs. SMU, 11/22/14 Houston vs. Lamar, 9/10/16
6	Rutgers vs. Norfolk State, 9/7/13 USF vs. UConn, 9/19/14

SEASON

183	Louisville, 2013
213	Houston, 2016
215	Temple, 2016
216	Tulane, 2016
225	UCF, 2014

MOST INTERCEPTIONS

GAME

5	Houston at Rutgers, 10/26/13 Cincinnati at Purdue, 9/10/16
4	Nine Times: Most Recent Memphis vs. Bowling Green, 9/24/16

SEASON

25	Houston, 2013
21	Houston, 2015
19	Houston, 2014
18	UCF, 2014 UConn, 2015 SMU, 2016

FEWEST POINTS ALLOWED

SEASON

158	Louisville, 2013
210	Temple, 2014
253	UConn, 2015
258	Temple, 2016
273	Cincinnati, 2013

FEWEST POINTS ALLOWED PER GAME

SEASON

12.2	Louisville, 2013 (13 games, 158 points)
17.5	Temple, 2014 (12 games, 210 points)
18.4	Temple, 2016 (14 games, 258 points)
19.2	UCF, 2014 (13 games, 249 points)
19.5	Memphis, 2014 (13 games, 253 points)
	UConn, 2015 (13 games, 253 points)

SACKS

GAME

11	Houston vs. Louisville, 11/17/16
10	Temple vs. Penn State, 9/5/15
8	Louisville vs. Rutgers, 10/10/13
	Cincinnati vs. UConn, 10/19/13
	Houston vs. Brigham Young, 10/19/13
	Cincinnati vs. Miami (Ohio), 9/20/14
	East Carolina at SMU, 10/3/15

SEASON

43	Louisville, 2013
40	Temple, 2016
39	Houston, 2016
38	UCF, 2016
36	UCF, 2014
	Houston, 2015

BLOCKED KICKS

SEASON

7	Temple, 2015
5	Temple, 2014
	Temple, 2016
4	Rutgers, 2013
	Tulsa, 2014
	Memphis, 2015
	SMU, 2015
	Houston, 2016

YEAR-BY-YEAR LEADERS

RUSHING

Year	Player, School	GP	Att.	Yards	TD	YPG
2013	Storm Johnson, UCF, Jr.	13	213	1139	14	87.6
2014	Marlon Mack, USF, Fr.	12	202	1041	9	86.8
2015	Marlon Mack, USF, So.	12	210	1381	8	115.1
2016	James Flanders, Tulsa, Sr.	13	258	1629	18	125.3

PASSING EFFICIENCY

Year	Player, School	GP	Att.	Cmp.	Pct.	INT	Yards	TD	Eff.
2013	Teddy Bridgewater, Louisville, Jr.	13	427	303	71.0	4	3970	31	171.1
2014	Gunner Kiel, Cincinnati, So.	13	390	233	59.7	13	3254	31	149.4
2015	Paxton Lynch, Memphis, Jr.	13	443	296	66.8	4	3778	28	157.5
2016	Quinton Flowers, USF, Jr.	13	207	331	62.5	7	2812	24	153.6

PASSING YARDS PER GAME

Year	Player, School	GP	Att.	Cmp.	Pct.	INT	Yards	TD	YPG
2013	Garrett Gilbert, SMU, Sr.	10	504	335	66.5	7	3528	21	352.8
2014	Shane Carden, East Carolina, Sr.	13	617	392	63.5	10	4736	30	364.3
2015	Dane Evans, Tulsa, Jr.	13	485	305	62.9	8	4332	25	333.2
2016	Greg Ward Jr., Houston, Sr.	12	319	469	68.0	13	3557	22	296.4

RECEPTIONS PER GAME

Year	Player, School	GP	Rec.	Yards	TD	RPG
2013	Jeremy Johnson, SMU, Sr.	12	112	1112	6	9.3
2014	Justin Hardy, East Carolina, Sr.	12	121	1494	10	9.3
2015	Zay Jones, East Carolina, Jr.	12	98	1099	5	8.2
2016	Zay Jones, East Carolina, Sr.	12	158	1746	8	13.2

RECEIVING YARDS PER GAME

Year	Player, School	GP	Rec.	Yards	TD	YPG
2013	Deontay Greenberry, Houston, So.	12	82	1202	11	100.2
2014	Justin Hardy, East Carolina, Sr.	13	121	1494	10	114.9
2015	Keyarris Garrett, Tulsa, Sr.	13	96	1588	8	122.2
2016	Zay Jones, East Carolina, Sr.	12	158	1746	8	13.2

TOTAL OFFENSE

Year	Player, School	GP	Rush	Pass	Yards	YPG
2013	Garrett Gilbert, SMU, Sr.	10	267	3528	3795	379.5
2014	Shane Carden, East Carolina, Sr.	13	76	4736	4812	370.2
2015	Dane Evans, Tulsa, Jr.	13	-9	4332	4323	332.5
2016	Greg Ward Jr., Houston, Sr.	12	518	3557	4075	339.6

SCORING

Year	Player, School	GP	TD	PAT	FG	Points	PPG
2013	John Wallace, Louisville, So.	13	0	52	20	112	8.6
2014	Jake Elliott, Memphis, So.	13	0	21	57	120	9.2
2015	Keenan Reynolds, Navy, Sr.	13	24	0	0	144	11.1
2016	Will Worth, Navy, Sr.	12	25	0	0	150	12.5

ALL-PURPOSE YARDS

Year	Player, School	GP	Rush	Rec.	PR	KOR	Yards	YPG
2013	Rannell Hall, UCF, Jr.	13	121	886	0	689	1696	130.5
2014	Justin Hardy, East Carolina, Sr.	13	7	1494	95	0	1596	122.8
2015	Arkeel Newsome, UConn, So.	13	792	465	0	429	1686	129.7
2016	Zay Jones, East Carolina, Sr.	12	24	1746	0	0	1770	147.5

PUNTING

Year	Player, School	GP	Att.	Yards	Avg.
2013	Tom Hornsey, Memphis, Sr.	12	62	2800	45.2
2014	Mattias Ciabatti, USF, Jr.	12	65	2888	44.4
2015	Spencer Smith, Memphis, So.	13	43	2024	47.1
2016	Spencer Smith, Memphis, Jr.	13	44	1988	45.2

PUNT RETURNS

Year	Player, School	No.	Yards	TD	Avg.
2013	Keiwone Malone, Memphis, Jr.	25	159	0	6.4
2014	Keiwone Malone, Memphis, Jr.	34	261	0	7.7
2015	Sean Chandler, Temple, So.	17	206	0	12.1
2016	Chris Johnson, UCF, Fr.	26	168	0	6.5

YEAR-BY-YEAR LEADERS

KICKOFF RETURNS

Year	Player, School	No.	Yards	TD	Avg.
2013	Demarcus Ayers, Houston, Fr.	37	1021	1	27.6
2014	Chris Dunkley, USF, Sr.	23	553	0	24.0
2015	Rodney Adams, USF, Jr.	16	466	1	29.1
2016	Tony Pollard, Memphis, Fr.	13	1068	2	28.1

INTERCEPTIONS

Year	Player, School	GP	Int.	Yards	TD	IPG
2013	Bobby McCain, Memphis, Jr.	9	6	108	2	0.67
2014	Jacoby Glenn, UCF, So.	13	7	29	0	0.54
2015	Jamar Summrs, UConn, So.	13	8	102	1	0.62
2016	Horace Richardson, SMU, Sr. Mike Tyson, Cincinnati, So.	12 10	6 5	215 31	2 0	0.50 0.50

TACKLES

Year	Player, School	GP	Solo	Ast.	Total	TPG
2013	Tyler Matakovich, Temple, So.	12	99	38	137	11.4
2014	Zeek Bigger, East Carolina, Jr.	13	66	74	140	10.8
2015	Michael Mudoh, Tulsa, Sr.	13	76	59	135	10.4
2016	Eric Wilson, Cincinnati, Sr.	12	60	69	129	10.8

TACKLES FOR LOSS

Year	Player, School	GP	Solo	Ast.	Total	Avg.
2013	Marcus Smith, Louisville, Sr.	13	17	1	17.5	1.35
2014	Tank Jakes, Memphis, Sr.	13	15	1	15.5	1.19
2015	Elandon Roberts, Houston, Sr.	14	17	4	19.0	1.36
2016	Ed Oliver, Houston, Fr.	13	20	6	230	1.77

SACKS

Year	Player, School	GP	Solo	Ast.	Total	Avg.
2013	Marcus Smith, Louisville, Sr.	13	14	1	14.5	1.12
2014	Terrell Hartsfield, Cincinnati, Sr.	13	8	2	9.0	0.69
2015	Steven Taylor, Houston, Jr.	14	9	2	10.0	0.71
2016	Shaquem Griffin, UCF, Jr.	13	10	3	11.5	0.88

PASSES DEFENDED

Year	Player, School	GP	BrUp	INT	Total	Avg.
2013	Jacoby Glenn, UCF, Fr.	12	15	2	17	1.42
2014	Jacoby Glenn, UCF, So.	13	11	7	18	1.38
2015	William Jackson III, Houston, Sr.	13	23	5	28	2.15
2016	Shaquill Griffin, UCF, Sr.	13	15	4	19	1.46

FUMBLES FORCED

Year	Player, School	GP	No.	Avg.
2013	DeDe Lattimore, USF, Sr.	12	4	0.33
2014	Nigel Harris, USF, So.	11	6	0.55
2015	Folorunso Fatuksai, UConn, Jr.	12	4	0.33
2016	Jordan Wyatt, SMU, So.	12	4	0.33

FUMBLES RECOVERED

Year	Player, School	GP	No.	Avg.
2013	Trevon Stewart, Houston, So.	13	6	0.46
2014	Jeff Luc, Cincinnati, Sr.	13	4	0.31
2015	T.J. Mutcherson, UCF, Jr.	9	3	0.33
2016	Sean Williams, Navy, So.	14	3	0.21

SCORING OFFENSE

Year	School	GP	Pts.	Avg.
2013	Louisville	13	457	35.2
2014	Memphis	13	471	36.2
2015	Houston	14	566	40.4
2016	USF	13	569	43.8

RUSHING OFFENSE

Year	School	GP	Att.	Yards	YPG
2013	Cincinnati	13	517	2188	168.3
2014	Memphis	13	594	2476	190.5
2015	Navy	13	748	4247	326.7
2016	Navy	14	742	4342	310.1

PASSING OFFENSE

Year	School	GP	Att.	Cmp.	Yards	YPG
2013	SMU	13	619	400	4097	341.4
2014	East Carolina	14	637	402	4835	371.9
2015	Cincinnati	13	547	341	4679	359.9
2016	East Carolina	12	359	554	4016	334.7

TOTAL OFFENSE

Year	School	GP	Plays	Yards	YPG
2013	Cincinnati	13	985	6137	472.1
2014	East Carolina	13	1070	6929	533.0
2015	Cincinnati	13	1059	6992	537.8
2016	Tulsa	13	1114	6851	527.0

SCORING DEFENSE

Year	School	GP	Pts.	Avg.
2013	Louisville	13	158	12.2
2014	Temple	12	210	17.5
2015	UConn	13	253	19.5
2016	Temple	14	258	18.4

RUSHING DEFENSE

Year	School	GP	Att.	Yards	YPG
2013	Louisville	13	406	1049	80.7
2014	UCF	13	428	1356	104.3
2015	Houston	14	480	1524	108.9
2016	Houston	13	447	1302	100.2

PASS EFFICIENCY DEFENSE

Year	School	GP	Att.	Cmp.	Int.	Yards	TD	Rating
2013	Louisville	13	373	189	16	2220	8	99.2
2014	Memphis	13	494	264	17	2964	14	106.3
2015	Temple	14	269	467	16	2923	13	112.5
2016	UCF	13	223	432	15	2610	16	107.6

TOTAL DEFENSE

Year	School	GP	Plays	Yards	YPG
2013	Louisville	13	779	3269	251.5
2014	UCF	13	869	3881	298.5
2015	Temple	14	936	4715	336.8
2016	Temple	14	852	3955	282.5

HISTORY

YEAR-BY-YEAR STANDINGS

2013

SCHOOL	AMERICAN							OVERALL						
	W-L	PCT	PF	PA	H	A	W-L	PCT	PF	PA	H	A	N	STREAK
UCF ^{10/12}	8-0	1.000	263	169	4-0	4-0	12-1	.923	450	277	5-1	6-0	1-0	Won 9
Louisville ^{15/15}	7-1	.875	229	122	3-1	4-0	12-1	.923	457	158	6-1	5-0	1-0	Won 6
Cincinnati ^{-rv}	6-2	.750	261	173	3-1	3-1	9-4	.692	417	273	5-1	4-2	0-1	Lost 2
Houston	5-3	.625	209	128	3-1	2-2	8-5	.615	431	283	4-2	3-2	1-1	Lost 1
SMU	4-4	.500	237	239	2-2	2-2	5-7	.417	321	400	3-3	2-4	0-0	Lost 2
Rutgers	3-5	.375	184	272	2-2	1-3	6-7	.462	345	387	5-2	1-4	0-1	Lost 1
UConn	3-5	.375	175	233	2-2	1-3	3-9	.250	247	363	2-5	1-4	0-0	Won 3
USF	2-6	.250	107	192	1-3	1-3	2-10	.167	165	343	1-6	1-4	0-0	Lost 6
Memphis	1-7	.125	153	237	0-4	1-3	3-9	.250	234	295	2-5	1-4	0-0	Lost 3
Temple	1-7	.125	207	260	0-4	1-3	2-10	.167	299	358	1-5	1-5	0-0	Won 1

Final BCS Standings: 15 - UCF; 18 - Louisville

Final Associated Press Top 25: 10 - UCF; 15 - Louisville

Final USA Today Top 25: 12 - UCF; 15 - Louisville; rv - Cincinnati

Bowl Appearances (2-3): New Era Pinstripe Bowl (Notre Dame 29, Rutgers 16); Belk Bowl (North Carolina 39, Cincinnati 17); Russell Athletic Bowl (Louisville 36, Miami (Fla.) 9); Tostitos Fiesta Bowl (UCF 52, Baylor 42); BBVA Compass Bowl (Vanderbilt 41, Houston 24)

2014

SCHOOL	AMERICAN							OVERALL						
	W-L	PCT	PF	PA	H	A	W-L	PCT	PF	PA	H	A	N	STREAK
Memphis ^{25/25}	7-1	.875	279	122	3-1	4-0	10-3	.769	471	253	5-1	4-2	1-0	Won 7
UCF	7-1	.875	232	120	4-0	4-1	9-4	.692	365	249	6-0	3-2	0-2	Lost 1
Cincinnati	7-1	.875	274	158	3-1	4-0	9-4	.692	442	354	5-1	4-2	0-1	Lost 1
East Carolina	5-3	.625	273	206	3-1	2-2	8-4	.667	446	308	5-1	3-3	0-0	Lost 1
Houston	5-3	.625	226	160	2-2	3-1	8-5	.615	387	268	4-3	3-2	1-0	Won 1
Temple	4-4	.500	144	142	2-2	2-2	6-6	.500	277	210	3-3	3-3	0-0	Won 1
USF	3-5	.375	126	193	1-3	2-2	4-8	.333	206	324	2-5	2-3	0-0	Lost 2
Tulane	2-6	.250	117	205	1-3	1-3	3-9	.250	192	341	2-4	1-5	0-0	Lost 3
Tulsa	2-6	.250	217	290	2-2	0-4	2-10	.167	296	471	2-4	0-6	0-0	Lost 3
UConn	1-7	.125	115	234	1-3	0-4	2-10	.167	186	358	2-5	0-5	0-0	Lost 4
SMU	1-7	.125	121	294	0-4	1-3	1-11	.083	133	496	0-6	1-5	0-0	Won 1

Final Associated Press Top 25: 25 - Memphis

Final USA Today Top 25: 25 - Memphis

Bowl Appearances (2-3): Miami Beach Bowl (Memphis 55, Brigham Young 48 - 2ot); Bitcoin St. Petersburg Bowl (North Carolina State 34, UCF 27); Military Bowl (Virginia Tech 33, Cincinnati 27); Lockheed Martin Armed Forces Bowl (Houston 35, Pittsburgh 34); Birmingham Bowl (Florida 28, East Carolina 20)

2015

SCHOOL	AMERICAN							OVERALL						
	W-L	PCT	PF	PA	H	A	W-L	PCT	PF	PA	H	A	N	STREAK
Temple ^{rv/rv}	7-1	.875	278	165	4-0	3-1	10-4	.714	417	281	5-1	5-2	0-1	Lost 2
USF	6-2	.750	265	157	3-1	3-1	8-5	.615	437	298	5-1	3-3	0-1	Lost 1
Cincinnati	4-4	.500	286	259	3-1	1-3	7-6	.538	440	405	5-1	2-4	0-1	Lost 1
UConn	4-4	.500	152	166	2-2	2-2	6-7	.462	223	253	4-2	2-4	0-1	Lost 2
East Carolina	3-5	.375	204	188	1-3	2-2	5-7	.417	329	312	3-3	2-4	0-0	Lost 1
UCF	0-8	.000	117	359	0-4	0-4	0-12	.000	167	452	0-6	0-6	0-0	Lost 13
WEST														
SCHOOL	W-L	PCT	PF	PA	H	A	W-L	PCT	PF	PA	H	A	N	STREAK
Houston ^{8/8}	7-1	.875	325	184	4-0	4-0	13-1	.929	566	290	8-0	4-1	1-0	Won 3
Navy ^{18/18}	7-1	.875	308	177	4-0	3-1	11-2	.846	478	284	7-0	3-2	1-0	Won 2
Memphis ^{-rv}	5-3	.625	313	229	3-1	2-2	9-4	.692	522	355	5-1	4-2	0-1	Lost 1
Tulsa	3-5	.375	272	322	1-3	2-2	6-7	.462	483	518	3-3	3-3	0-1	Lost 1
SMU	1-7	.125	199	375	1-3	0-4	2-10	.167	333	548	2-5	0-5	0-0	Lost 1
Tulane	1-7	.125	147	295	1-3	0-4	3-9	.250	236	435	1-4	2-5	0-0	Lost 2

American Football Championship (Houston, Texas): Houston 24, Temple 13

Final College Football Playoff Rankings: 18 - Houston; 21 - Navy; 24 - Temple

Final Associated Press Top 25: 8 - Houston; 18 - Navy; RV - Temple

Final USA Today Top 25: 8 - Houston; 18 - Navy; RV - Temple, Memphis

Bowl Appearances (2-6): Miami Beach Bowl (Western Kentucky 45, USF 35); Marmot Boca Raton Bowl (Toledo 32, Temple 17); Hawai'i Bowl (San Diego State 42, Cincinnati 7); St. Petersburg Bowl (Marshall 16, UConn 10); Camping World Independence Bowl (Virginia Tech 55, Tulsa 52); Military Bowl (Navy 44, Pittsburgh 28); Birmingham Bowl (Auburn 31, Memphis 10); Chick-Fil-A Peach Bowl (Houston 38, Florida State 24)

2016

SCHOOL	AMERICAN							OVERALL						
	W-L	PCT	PF	PA	H	A	W-L	PCT	PF	PA	H	A	N	STREAK
Temple <i>rv/rv</i>	7-1	.875	267	132	4-0	3-1	10-4	.714	453	258	6-1	4-2	0-1	Lost 1
USF ^{19/19}	7-1	.875	339	260	4-0	3-1	11-2	.846	569	411	6-1	4-1	1-0	Won 5
UCF	4-4	.500	232	194	2-2	2-2	6-7	.462	374	320	3-3	3-3	0-1	Lost 3
Cincinnati	1-7	.125	136	256	1-3	0-4	4-8	.333	232	323	3-4	1-4	0-0	Lost 5
East Carolina	1-7	.125	207	322	1-3	0-4	3-9	.250	324	433	3-3	0-6	0-0	Lost 4
UConn	1-7	.125	117	245	1-3	0-4	3-9	.250	178	337	3-4	0-5	0-0	Lost 6

WEST

SCHOOL	W-L	PCT	PF	PA	H	A	W-L	PCT	PF	PA	H	A	N	STREAK
Navy <i>rv/rv</i>	7-1	.875	365	260	4-0	3-1	9-5	.643	531	434	5-1	3-2	1-2	Lost 3
Tulsa <i>rv/rv</i>	6-2	.750	343	258	4-0	2-2	10-3	.769	552	388	6-0	3-3	1-0	Won 3
Memphis	5-3	.625	291	249	2-2	3-1	8-5	.615	505	375	5-2	3-2	0-1	Lost 1
Houston <i>rv/-</i>	5-3	.625	281	235	4-0	1-3	9-4	.692	466	305	6-0	2-3	1-0	Lost 2
SMU	3-5	.375	253	327	1-3	2-2	5-7	.417	332	435	2-4	3-3	0-0	Lost 2
Tulane	1-7	.125	148	241	0-4	1-3	4-8	.333	289	332	2-4	2-4	0-0	Won 1

American Football Championship (Annapolis, Md.): Temple 34, Navy 10

Final College Football Playoff Rankings: 24 - Temple; 25 - Navy

Final Associated Press Top 25: 19 - USF; RV - Tulsa, Temple, Houston, Navy

Final USA Today Top 25: 19 - USF; RV - Temple, Tulsa, Navy

Bowl Appearances (2-5): Las Vegas Bowl (San Diego State 34, Houston 10); AutoNation Cure Bowl (Arkansas State 31, UCF 13); Miami Beach Bowl (Tulsa 55, Central Michigan 10); Boca Raton Bowl (Western Kentucky 51, Memphis 31); Lockheed Martin Armed Forces Bowl (Louisiana Tech 48, Navy 45); Military Bowl (Wake Forest 34, Temple 26); Birmingham Bowl (USF 46, South Carolina 39 ot)

ANNUAL FOOTBALL CHAMPIONS

Year	Champion	American	Overall	Coach
2013	UCF	8-0	12-1	George O'Leary
2014	Memphis	7-1	10-3	Justin Fuente
	UCF	7-1	9-4	George O'Leary
	Cincinnati	7-1	9-4	Tommy Tuberville
2015	Houston	7-1	13-1	Tom Herman
2016	Temple	7-1	10-4	Matt Rhule

CHAMPIONSHIPS BY SCHOOL

School	Years Won
UCF (2)	2013, 2014
Cincinnati (1)	2014
Houston (1)	2015
Memphis (1)	2014
Temple (1)	2016

CHAMPIONSHIP COACHES

Coach	School (Years Won)
George O'Leary	UCF (2013, 2014)
Tommy Tuberville	Cincinnati (2014)
Justin Fuente	Memphis (2014)
Tom Herman	Houston (2015)
Matt Rhule	Temple, (2016)

ALL-TIME CONFERENCE STANDINGS

(Regular season conference games against each other)

Team	GP	W-L	PCT.
Navy	16	14-2	.875
Houston	32	23-9	.719
UCF	32	19-13	.594
Temple	32	19-13	.594
Cincinnati	32	18-14	.563
Memphis	32	18-14	.563
USF	32	18-14	.563
Tulsa	24	11-13	.458
East Carolina	24	9-15	.375
UConn	32	9-23	.282
SMU	32	9-23	.282
Tulane	24	4-20	.167
—			
Louisville	8	7-1	.875
Rutgers	8	3-5	.375

OVERTIME GAMES (13)

Four Overtimes (1)	Three Overtimes (2)	Two Overtimes (4)	One Overtime (4)
Tulane 41, Louisiana 39	Rutgers 55, SMU 52	Tulsa 38, Tulane 31	Fresno State 52, Rutgers 51
9/24/16	10/5/13	8/28/14	12/5/13
	Texas State 37, Tulsa 34	Memphis 55, Brigham Young 48	UCF 31, Brigham Young 24
	9/27/14	Maryland 30, UCF 24	10/9/14
		Tulsa 48, Fresno State 41	9/5/15
			10/7/16
			11/25/16

HISTORY

OVERALL WINNING STREAKS

No	School	Dates
15	Memphis	Oct. 25, 2014-Nov. 7, 2015
11	Houston	Jan. 2, 2015-Nov. 21, 2015
9	UCF	Oct. 5, 2013-Aug. 30, 2014
8	Temple	Dec. 6, 2014-Oct. 22, 2015
	Houston	Nov. 27, 2015-Sept. 29, 2016
7	Cincinnati	Oct. 18-Dec. 27, 2014
	Temple	Oct. 15-Dec. 3, 2016
6	Louisville	Sept. 1-Oct. 10, 2013
	Cincinnati	Oct. 11-Nov. 23, 2013
	Louisville	Oct. 26-Dec. 28, 2013

CONSECUTIVE CONFERENCE WINS

No	School	Dates
11	UCF	Oct. 5, 2013-Nov. 1, 2014
10	Memphis	Oct. 25, 2014-Nov. 7, 2015
7	Cincinnati	Oct. 18, 2014-Sept. 12, 2015
	Navy	Sept. 19, 2015-Nov. 27, 2015
6	Cincinnati	Oct. 11-Nov. 23, 2013
	Houston	Oct. 3, 2015-Nov. 21, 2015
	Temple	Oct. 15-present

CONSECUTIVE CONFERENCE LOSSES

No	School	Dates
13	Tulane	Oct. 10, 2015-Nov. 19, 2016
9	SMU	Nov. 29, 2013-Dec. 6, 2014
8	UCF	Oct. 3, 2015-Nov. 26, 2015
7	Temple	Sept. 7-Nov. 23, 2013
6	USF	Oct. 26, 2013-Sept. 19, 2014
	SMU	Oct. 3, 2015-Nov. 14, 2015
	Tulsa	Nov. 14, 2014-Oct. 23, 2015
5	UConn	Oct. 12-Nov. 16, 2013
	UConn	Oct. 15, 2016-present
	Cincinnati	Oct. 29, 2016-present

HOME RECORDS

(all games)

Team	GP	W-L	PCT.
Houston	27	22-5	.815
Cincinnati	25	18-7	.720
Memphis	26	17-9	.654
East Carolina	18	11-7	.611
Tulsa	18	11-7	.611
Temple	25	15-10	.600
USF	27	14-13	.519
UCF	24	14-10	.583
UConn	27	11-16	.407
SMU	25	7-16	.304
Tulane	17	5-12	.294

Louisville	7	6-1	.857
Rutgers	7	5-2	.714

Most Home Victories - Season

8	Houston	2015
7	Navy	2015
6	Louisville	2013
	UCF	2014
	Tulsa	2016
	Houston	2016
	USF	2016
	Temple	2016

ROAD RECORDS

(all games)

Team	GP	W-L	PCT.
Houston	20	12-8	.600
Memphis	22	12-10	.546
UCF	23	12-11	.521
Temple	25	13-12	.520
Cincinnati	23	11-12	.478
USF	21	10-11	.476
Tulsa	18	6-12	.333
East Carolina	18	5-13	.278
Tulane	19	5-14	.263
SMU	23	6-17	.261
UConn	20	3-17	.150

Louisville	5	5-0	1.000
Rutgers	5	1-4	.200

Most Road Victories - Season

6	UCF	2013
---	-----	------

CHAMPIONSHIP RESULTS

2015

HOUSTON 24, TEMPLE 13



TDECU Stadium
Houston, Texas
Dec. 5, 2015

Score by Quarters	1	2	3	4	Score
Temple (10-3)	3	7	3	13	13
Houston (12-1)	7	10	7	0	24

Scoring Summary:

1st 10:05 HOU WEBB, Javin 1 yd run (CUMMINGS, Ty kick), 10-36 2:55, TEM 0 - HOU 7
 2nd 13:28 HOU CUMMINGS, Ty 24 yd field goal, 9-42 2:59, TEM 0 - HOU 10
 05:32 HOU WARD Jr., Greg 47 yd run (CUMMINGS, Ty kick), 5-71 1:59, TEM 0 - HOU 17
 01:46 TEM JONES, Austin 40 yd field goal, 9-51 3:46, TEM 3 - HOU 17
 3rd 06:40 HOU WARD Jr., Greg 10 yd run (CUMMINGS, Ty kick), 7-71 3:38, TEM 3 - HOU 24
 02:26 TEM ANDERSON, Robby 13 yd pass from WALKER, P.J. (JONES, Austin kick), 10-75 4:14, TEM 10 - HOU 24
 4th 11:29 TEM JONES, Austin 39 yd field goal, 10-29 4:47, TEM 13 - HOU 24

	TEMPLE	HOUSTON
FIRST DOWNS	19	16
RUSHES-YARDS (NET)	27-98	40-233
PASSING YDS (NET)	287	106
Passes Att-Comp-Int	44-26-1	22-12-0
TOTAL OFFENSE PLAYS-YARDS	71-385	62-339
Fumble Returns-Yards	0-0	0-0
Punt Returns-Yards	2-4	2-5
Kickoff Returns-Yards	4-80	4-59
Interception Returns-Yards	0-0	1-8
Punts (Number-Avg)	3-33.0	6-36.5
Fumbles-Lost	1-1	0-0
Penalties-Yards	2-15	5-40
Possession Time	32:58	26:01
Third-Down Conversions	5 of 14	5 of 14
Fourth-Down Conversions	1 of 4	2 of 2
Red-Zone Scores-Chances	1-1	3-3
Sacks By: Number-Yards	0-0	1-4

RUSHING: Temple-THOMAS, Jahad 19-69; WALKER, P.J. 5-26; HOOD, David 2-6; Team 1-minus 3. Houston-WARD Jr., Greg 17-148; WILSON, Brandon 11-70; WEBB, Javin 10-21; Team 2-minus 6.

PASSING: Temple-WALKER, P.J. 26-44-1-287. Houston-WARD Jr., Greg 11-21-0-88; BONNER, Lineil 1-1-0-18.

RECEIVING: Temple-ANDERSON, Robby 12-150; DELOATCH, Romond 4-36; MAJOR, Saledeem 2-31; SHIPPEN, Brandon 2-28; JENNINGS, Adonis 2-15; BRYANT, Ventell 1-14; THOMAS, Jahad 1-6; HOOD, David 1-5; PATTON, Kip 1-2. Houston-ALLEN, Chance 3-35; WILSON, Brandon 3-22; McCLOSKEY, Tyler 2-25; LEDAV, John 2-13; DUNBAR, Steven 1-12; WEBB, Javin 1-minus 1.

INTERCEPTIONS: Temple-None. Houston-BOWSER, Tyus 1-8.

FUMBLES: Temple-ANDERSON, Robby 1-1. Houston-None.

Attendance: 35721

Most Outstanding Player: Greg Ward Jr., QB, Houston

2016

TEMPLE 34, NAVY 10



Navy-Marine Corps Memorial Stadium
Annapolis, Md.
Dec. 3, 2016

Score by Quarters	1	2	3	4	Score
Temple (10-3)	14	10	0	10	34
Navy (9-3)	0	3	7	0	10

Scoring Summary:

1st 09:43 TEM THOMAS, Jahad 15 yd run (BOUMERHI, Aaron kick), 12-75 5:17, TEM 7 - NAVY 0
 03:01 TEM BRYANT, Ventell 22 yd pass from WALKER, Phillip (BOUMERHI, Aaron kick), 6-59 3:17, TEM 14 - NAVY 0
 2nd 13:44 TEM KIRKWOOD, Keith 56 yd pass from WALKER, Phillip (BOUMERHI, Aaron kick), 5-70 2:07, TEM 21 - NAVY 0
 05:12 NAVY MOEHRING, Bennett 23 yd field goal, 10-68 5:45, TEM 21 - NAVY 3
 00:22 TEM BOUMERHI, Aaron 48 yd field goal, 5-20 0:29, TEM 24 - NAVY 3
 3rd 02:18 NAVY ABEY, Zach 1 yd run (MOEHRING, Bennett kick), 7-64 3:03, TEM 24 - NAVY 10
 4th 10:17 TEM BOUMERHI, Aaron 42 yd field goal, 12-40 7:01, TEM 27 - NAVY 10
 03:04 TEM ARMSTEAD, Ryquell 30 yd run (BOUMERHI, Aaron kick), 2-34 0:48, TEM 34 - NAVY 10

	TEMPLE	NAVY
FIRST DOWNS	18	13
RUSHES-YARDS (NET)	36-189	44-168
PASSING YDS (NET)	199	138
Passes Att-Comp-Int	25-16-0	15-8-2
TOTAL OFFENSE PLAYS-YARDS	61-388	59-306
Fumble Returns-Yards	0-0	0-0
Punt Returns-Yards	0-0	1-0
Kickoff Returns-Yards	1-14	4-53
Interception Returns-Yards	2-13	0-0
Punts (Number-Avg)	4-42.0	3-47.3
Fumbles-Lost	0-0	1-1
Penalties-Yards	4-30	0-0
Possession Time	30:38	29:22
Third-Down Conversions	7 of 15	6 of 14
Fourth-Down Conversions	1 of 1	1 of 4
Red-Zone Scores-Chances	1-1	2-2
Sacks By: Number-Yards	3-11	1-10

RUSHING: Temple-ARMSTEAD, Ryquell 10-76; THOMAS, Jahad 19-62; JENNINGS, Adonis 3-33; SHARGA, Nick 2-30; TEAM 1-minus 2; WALKER, Phillip 1-minus 10. Navy-ABEY, Zach 14-70; WHITE, Shawn 9-24; CASS Jr, Calvin 3-19; GULLEY, Toneo 2-18; WORTH, Will 6-17; HIGH, Chris 3-10; SWAIN, Myles 3-8; ROMINE, Dishan 1-4; WALKER, Tre 2-3; BONNER, Darryl 1-minus 5.

PASSING: Temple-WALKER, Phillip 16-25-0-199. Navy-ABEY, Zach 7-13-2-104; WORTH, Will 1-2-0-34.

RECEIVING: Temple-KIRKWOOD, Keith 5-98; BRYANT, Ventell 5-47; THOMAS, Jahad 2-24; WRIGHT, Isaiah 2-7; ARMSTEAD, Ryquell 1-19; JENNINGS, Adonis 1-4. Navy-TILLMAN, Jamir 3-49; CASS Jr, Calvin 3-38; ROMINE, Dishan 1-34; COLON, Brandon 1-17.

INTERCEPTIONS: Temple-HAIRSTON, Nate 1-8; REDDICK, Haason 1-5. Navy-None.

FUMBLES: Temple-None. Navy-BONNER, Darryl 1-1.

Attendance: 22815

Most Outstanding Player: Phillip Walker, QB, Temple

CONFERENCE HONORS

2013

First Team

Pos.	Player	School	Cl.
WR	Deontay Greenberry	Houston	So.
WR	DeVante Parker	Louisville	Jr.
OT	Eric Lefeld *	Cincinnati	Jr.
OT	Jamon Brown	Louisville	Jr.
OG	Jordan McCray	UCF	Sr.
OG	Justin McCray	UCF	Sr.
C	Jake Smith	Louisville	Jr.
TE	Blake Annen	Cincinnati	Sr.
TE	Tyler Kroft	Rutgers	So.
QB	Blake Bortles	UCF	Jr.
RB	Storm Johnson *	UCF	Jr.
RB	Paul James	Rutgers	So.
K	Jake Elliott	Memphis	Fr.
RS	Ralph David Abernathy IV	Cincinnati	Jr.
RS	Demarcus Ayers	Houston	Fr.
DL	Jordan Stepp	Cincinnati	Sr.
DL	Marcus Smith	Louisville	Sr.
DL	Martin Ifedi	Memphis	Jr.
DL	Aaron Lynch	USF	So.
LB	Terrance Plummer	UCF	Jr.
LB	Yavin Smallwood	UConn	Jr.
LB	Tyler Matakevich	Temple	So.
CB	Jacoby Glenn	UCF	Fr.
CB	Charles Gaines	Louisville	So.
S	Calvin Pryor	Louisville	Jr.
S	Hakeem Smith	Louisville	Sr.
P	Tom Hornsey	Memphis	Sr.

Second Team

Pos.	Player	School	Cl.
WR	Anthony McClung	Cincinnati	Sr.
WR	J.J. Worton	UCF	Jr.
WR	Jeremy Johnson	SMU	Sr.
OT	Chris Martin	UCF	Sr.
OT	DeAnthony Sims	Houston	Sr.
OG	Sam Longo	Cincinnati	Sr.
OG	John Miller	Louisville	Jr.
C	Betim Bujari	Rutgers	Jr.
TE	Mike McFarland	USF	Jr.
QB	Teddy Bridgewater	Louisville	Jr.
RB	William Stanback	UCF	Fr.
RB	Marcus Shaw	USF	Sr.
K	Shawn Moffitt	UCF	Jr.
RS	Janarion Grant	Rutgers	Fr.
DL	Silverberry Mouhon	Cincinnati	So.
DL	Shamar Stephen	UConn	Sr.
DL	Lorenzo Mauldin	Louisville	Jr.
DL	Luke Sager	USF	Sr.
LB	Greg Blair	Cincinnati	Sr.
LB	Preston Brown	Louisville	Sr.
LB	DeDe Lattimore	USF	Sr.
CB	Deven Drane	Cincinnati	Sr.
CB	Zach McMillian	Houston	Sr.
CB	Kenneth Acker	SMU	Sr.
S	Clayton Geathers	UCF	Jr.
S	Trevon Stewart	Houston	So.
P	Richie Leone	Houston	Sr.

Offensive Player of the Year

Blake Bortles, QB, UCF

Defensive Player of the Year

Marcus Smith, DE, Louisville

Special Teams Players of the Year

Demarcus Ayers, WR, Houston
Tom Hornsey, P, Memphis

Rookie of the Year

John O'Korn, QB, Houston

Coach of the Year

George O'Leary, UCF *

2014

First Team

Pos.	Player	School	Cl.
WR	Breshad Perriman	UCF	Jr.
WR	Justin Hardy *	East Carolina	Sr.
OT	Eric Lefeld ¹	Cincinnati	Sr.
OT	Al Bond	Memphis	Sr.
OG	Parker Ehinger	Cincinnati	Jr.
OG	Rowdy Harper	Houston	Sr.
C	Taylor Hudson	East Carolina	Sr.
TE	Alan Cross	Memphis	Jr.
QB	Shane Carden	East Carolina	Sr.
RB	William Stanback ²	UCF	So.
RB	Marlon Mack	USF	Fr.
K	Jake Elliott ¹	Memphis	So.
RS	Deion Sanders Jr.	SMU	So.
DL	Terrell Hartsfield	Cincinnati	Sr.
DL	Terry Williams	East Carolina	Sr.
DL	Joey Mbu	Houston	Sr.
DL	Martin Ifedi ¹	Memphis	Sr.
LB	Terrance Plummer ¹	UCF	Sr.
LB	Jeff Luc	Cincinnati	Sr.
LB	Tank Jakes	Memphis	Sr.
LB	Tyler Matakevich ¹	Temple	Jr.
CB	Jacoby Glenn ¹	UCF	So.
CB	Bobby McCain	Memphis	Sr.
S	Clayton Geathers	UCF	Sr.
S	Adrian McDonald	Houston	Jr.
P	Mattias Ciabatti	USF	Jr.

Second Team

Pos.	Player	School	Cl.
WR	Deontay Greenberry ¹	Houston	Jr.
WR	Keevan Lucas	Tulsa	So.
OT	Torrian Wilson	UCF	Sr.
OT	Ike Harris	East Carolina	Jr.
OG	J.T. Boyd	East Carolina	So.
C	Kyle Friend	Temple	Jr.
TE	Bryce Williams	East Carolina	Jr.
QB	Paxton Lynch	Memphis	So.
RB	Kenneth Farrow	Houston	Jr.
RB	Brandon Hayes	Memphis	Sr.
K	Andrew Gantz	Cincinnati	Fr.
RS	Keiwone Malone	Memphis	Sr.
DL	Jaryl Mamea	UCF	Sr.
DL	Thomas Niles	UCF	Jr.
DL	Matt Ioaniddis	Temple	Jr.
DL	Praise Martin-Oguike	Temple	Jr.
DL	Derrick Alexander	Tulsa	Jr.
LB	Zeek Bigger	East Carolina	Jr.
LB	Brandon Williams	East Carolina	Sr.
LB	Efrem Oliphant	Houston	Sr.
CB	William Jackson	Houston	Jr.
CB	Lorenzo Doss	Tulane	Jr.
S	Brandon Alexander	UCF	Sr.
S	Sam Scofield	Tulane	Sr.
P	Spencer Smith	Memphis	Fr.

Honorable Mention

QB	Gunner Kiel	Cincinnati	So.
LB	Nick Temple	Cincinnati	Sr.
WR	Andre Davis	USF	Sr.
C	Austin Reiter	USF	Sr.
CB	Tavon Young	Temple	Jr.
LB	Nico Marley	Tulane	So.
CB	Parry Nickerson	Tulane	Fr.
P	Dalton Parks	Tulsa	So.

Offensive Player of the Year

Shane Carden, QB, East Carolina

Defensive Players of the Year

Jacoby Glenn, CB, UCF
Tank Jakes, LB, Memphis

Special Teams Player of the Year

Jake Elliott, K, Memphis

Rookie of the Year

Marlon Mack, RB, USF

Coach of the Year

Justin Fuente, Memphis *

2015

First Team

Pos.	Player	School	Cl.
WR	Demarcus Ayers ¹	Houston	Jr.
WR	Keyarris Garrett ²	Tulsa	Sr.
OT	Parker Ehinger ¹	Cincinnati	Sr.
OT	Taylor Fallin	Memphis	Sr.
OG	E.K. Binns	Navy	Sr.
OG	Eric Lofton	Temple	Sr.
C	Kyle Friend ²	Temple	Sr.
TE	Bryce Williams ²	East Carolina	Sr.
QB	Paxton Lynch ²	Memphis	Jr.
QB	Keenan Reynolds	Navy	Sr.
RB	Marlon Mack ¹	USF	So.
RB	Jahad Thomas	Temple	So.
K	Jake Elliott ^{1 1}	Memphis	Jr.
RS	Demarcus Ayers	Houston	Jr.
DL	Will Anthony	Navy	Sr.
DL	Matt Ioaniddis ²	Temple	Sr.
DL	Nate D. Smith	Temple	Sr.
DL	Tanzel Smart	Tulane	Jr.
LB	Zeek Bigger ²	East Carolina	Sr.
LB	Elandon Roberts	Houston	Sr.
LB	Tyler Matakevich * ^{1 1}	Temple	Sr.
LB	Nico Marley ^H	Tulane	Jr.
CB	Jamar Summers	UConn	So.
CB	Deatrick Nichols	USF	So.
S	Trevon Stewart ²	Houston	Sr.
S	Alex Wells	Temple	Sr.
P	Spencer Smith ²	Memphis	So.

Second Team

Pos.	Player	School	Cl.
WR	Shaq Washington	Cincinnati	Sr.
WR	Isaiah Jones	East Carolina	Jr.
OT	Alex Cooper	Houston	Sr.
OT	Dion Dawkins	Temple	Jr.
OG	Ryan Leahy	Cincinnati	Jr.
OG	Thor Jozwiak	USF	Sr.
C	Deyshawn Bond	Cincinnati	Jr.
TE	Sean Price	USF	Sr.
QB	Greg Ward Jr.	Houston	Jr.
RB	Kenneth Farrow ²	Houston	Sr.
RB	Chris Swain	Navy	Sr.
K	Andrew Gantz ²	Cincinnati	So.
RS	Rodney Adams	USF	Jr.
DL	Silverberry Mouhon ²	Cincinnati	Sr.
DL	Julian Campenni	UConn	Sr.
DL	B.J. Singleton	Houston	Jr.
DL	Eric Lee	USF	Sr.
LB	Eric Wilson	Cincinnati	Jr.
LB	Montese Overton	East Carolina	Sr.
LB	Steven Taylor	Houston	Jr.
LB	Auggie Sanchez	USF	So.
CB	William Jackson III ²	Houston	Sr.
CB	Sean Chandler	Temple	So.
S	Andrew Adams	UConn	Sr.
S	Adrian McDonald ¹	Houston	Sr.
P	Caleb Houston	UCF	Jr.
P	Mattias Ciabatti ¹	USF	Sr.

Honorable Mention

WR	Rodney Adams	USF	Jr.
OT	Ike Harris ²	East Carolina	Sr.
OT	Joey Gaston	Navy	Sr.
OG	J.T. Boyd ²	East Carolina	Jr.
C	Will Noble	Houston	Fr.
TE	Alan Cross ¹	Memphis	Sr.
DL	Haason Reddick	Temple	Jr.
DL	Folorunso Fatukasi	UConn	So.
LB	Junior Joseph	UConn	So.
LB	Trent Martin	Tulsa	Jr.
S	Zach Edwards	Cincinnati	Jr.
S	Michael Mudoh	Tulsa	Sr.

Offensive Player of the Year

Keenan Reynolds, QB, Navy

Defensive Player of the Year

Tyler Matakevich, LB, Temple

Special Teams Player of the Year

Jake Elliott, K, Memphis

Rookie of the Year

Tre'Quan Smith, WR, UCF

Coaches of the Year

Tom Herman, Houston
Ken Niumatalolo, Navy

CONFERENCE HONORS

2016

First Team

Pos.	Player	School	Cl.
WR	Zay Jones ²	East Carolina	Sr.
WR	Courtland Sutton	SMU	So.
WR	Keevan Lucas ²	Tulsa	Sr.
OT	Kofi Amichia	USF	Sr.
OT	Dion Dawkins ²	Temple	Sr.
OG	Adam West	Navy	Sr.
OG	Blake Belcher	Tulsa	Sr.
C	Chandler Miller	Tulsa	So.
TE	Daniel Montiel	Memphis	Sr.
QB	Quinton Flowers	USF	Jr.
RB	Marlon Mack ^{1 1}	USF	Jr.
RB	James Flanders	Tulsa	Sr.
DL	Ed Oliver [*]	Houston	Fr.
DL	Justin Lawler	SMU	Jr.
DL	Haason Reddick ^{* H}	Temple	Sr.
DL	Tanzel Smart ¹	Tulane	Sr.
LB	Shaquem Griffin	UCF	Jr.
LB	Eric Wilson ²	Cincinnati	Sr.
LB	Steven Taylor ²	Houston	Sr.
LB	Genard Avery	Memphis	So.
LB	Nico Marley ^{H 1}	Tulane	Sr.
CB	Howard Wilson	Houston	So.
CB	Horace Richardson	SMU	Sr.
S	Obi Melifonwu	UConn	Sr.
S	Darrion Millines	SMU	Sr.
K	Jake Elliott ^{1 1 1}	Memphis	Sr.
P	Spencer Smith ^{2 1}	Memphis	So.
RS	Tony Pollard	Memphis	Fr.

Second Team

Pos.	Player	School	Cl.
WR	Noel Thomas	UConn	Sr.
WR	Anthony Miller	Memphis	Jr.
WR	Rodney Adams ^H	USF	Sr.
OT	Blake Copeland	Navy	Sr.
OT	Evan Plagg	Tulsa	Jr.
OG	Dominique Threatt	USF	Sr.
OG	Tyler Bowling	Tulsa	So.
C	Maurice Morris	Navy	Sr.
TE	Mitchell Wilcox	USF	Fr.
QB	Greg Ward Jr. ²	Houston	Sr.
RB	Jahad Thomas ¹	Temple	Sr.
RB	D'Angelo Brewer	Tulsa	Jr.
DL	Jamiyus Pittman	UCF	Jr.
DL	Cortez Broughton	Cincinnati	So.
DL	Deadrin Senat	USF	Jr.
DL	Praise Martin-Oguike ²	Temple	Sr.
LB	Tyus Bowser	Houston	Sr.
LB	Micah Thomas	Navy	Jr.
LB	Auggie Sanchez ²	USF	Jr.
LB	Avery Williams	Temple	Sr.
CB	Shaquill Griffin	UCF	Sr.
CB	Brandon Wilson	Houston	Sr.
CB	Deatrick Nichols ¹	USF	Jr.
CB	Parry Nickerson ^H	Tulane	Jr.
S	Garrett Davis	Houston	So.
S	Sean Chandler ²	Temple	Jr.
K	Aaron Boumerhi	Temple	Fr.
P	Worth Gregory	East Carolina	Sr.
RS	D'Ernest Johnson	USF	Jr.

Honorable Mention

WR	Linell Bonner	Houston	Jr.
OG	Evan Martin	Navy	Jr.
TE	Colin Thompson	Temple	Sr.
LB	Stephaun Marshall	Temple	Sr.
S	Drico Johnson	UCF	Sr.
S	Alohi Gilman	Navy	Fr.
RS	Dishan Romine	Navy	Sr.

Offensive Player of the Year

Quinton Flowers, QB, USF

Defensive Player of the Year

Shaquem Griffin, LB, UCF

Special Teams Player of the Year

Tony Pollard, WR, Memphis

Rookie of the Year

Ed Oliver, DT, Houston

Coach of the Year

Ken Niumatalolo, Navy

Four-Time First-Team All-Conference Selections

Jake Elliott, K, Memphis (2013-16)

Three-Time First-Team All-Conference Selections

Tyler Matakevich, LB, Temple (2013-15)

Marlon Mack, RB, USF (2014-16)

Unanimous All-Conference Selections

Storm Johnson, RB, UCF (2013)

Eric Lefeld, OT, Cincinnati (2013)

Justin Hardy, WR, East Carolina (2014)

Tyler Matakevich, LB, Temple (2015)

Ed Oliver, DL, Houston (2016)

Haason Reddick, DL, Temple (2016)

WEEKLY HONORS

2013

Offense

Sept. 2 Teddy Bridgewater, QB, Louisville
 Sept. 9 Deontay Greenberry, WR, Houston
 Sept. 16 Blake Bortles, QB, UCF
 Sept. 23 Gary Nova, QB, Rutgers
 Sept. 30 John O'Korn, QB, Houston
 Oct. 7 Garrett Gilbert, QB, SMU
 Oct. 14 Brendon Kay, QB, Cincinnati
 Oct. 21 Storm Johnson, RB, UCF
 Oct. 28 Garrett Gilbert, QB, SMU
 Nov. 4 Gary Nova, QB, Rutgers
 Nov. 11 Garrett Gilbert, QB, SMU
 Nov. 17 J.J. Worton, WR, UCF
 Nov. 25 Brendon Kay, QB, Cincinnati
 Dec. 2 P.J. Walker, QB, Temple
 Dec. 9 Casey Cochran, QB, UConn

Defense

Sept. 2 Terrance Plummer, LB, UCF
 Sept. 9 Calvin Pryor, S, Louisville
 Sept. 16 Lorenzo Mauldin, DE, Louisville
 Sept. 23 Martin Ifedi, DE, Memphis
 Sept. 30 William Jackson, CB, Houston
 Oct. 7 Terrance Plummer, LB, UCF
 Oct. 14 Calvin Pryor, S, Louisville
 Oct. 21 Derrick Mathews, LB, Houston
 Oct. 28 Trevon Stewart, S, Houston
 Nov. 4 Zach Edwards, S, Cincinnati
 Nov. 11 Brandon Alexander, S, UCF
 Nov. 17 Bobby McCain, CB, Memphis
 Nov. 25 Yawin Smallwood, LB, UConn
 Dec. 2 Taylor Mack, CB, UConn
 Dec. 9 Clayton Geathers, S, UCF

Special Teams

Sept. 2 Richie Leone, P/K, Houston
 Sept. 9 JaBryce Taylor, WR, SMU
 Sept. 16 Quron Pratt, WR, Rutgers
 Sept. 23 Janarion Grant, WR, Rutgers
 Sept. 30 Brandon Wilson, CB, Houston
 Oct. 7 Marvin Kloss, K, USF
 Oct. 14 Jake Elliott, K, Memphis
 Oct. 21 Paul Layton, P, Temple
 Oct. 28 Shawn Moffitt, K, UCF
 Nov. 4 Marvin Kloss, K, USF
 Nov. 11 Charles Gaines, CB, Louisville
 Nov. 17 Jake Elliott, K, Memphis
 Nov. 25 Richie Leone, P/K, Houston
 Dec. 2 Rannell Hall, WR, UCF
 Dec. 9 Chad Christen, K, UConn

2014

Offense

Sept. 1 Keevan Lucas, WR, Tulsa
 Sept. 8 Paxton Lynch, QB, Memphis
 Sept. 15 Gunner Kiel, QB, Cincinnati
 Sept. 22 Shane Carden, QB, East Carolina
 Sept. 29 Chris Moore, WR, Cincinnati
 Oct. 6 Shane Carden, QB, East Carolina
 Oct. 13 Justin Holman, QB, UCF
 Oct. 20 Andre Davis, WR, USF
 Oct. 27 Shane Carden, QB, East Carolina
 Nov. 3 Brandon Hayes, RB, Memphis
 Nov. 10 Dane Evans, QB, Tulsa
 Nov. 16 Gunner Kiel, QB, Cincinnati
 Nov. 24 Kenneth Farrow, RB, Houston
 Dec. 1 Paxton Lynch, QB, Memphis
 Dec. 8 Breshad Perriman, WR, UCF

Defense

Sept. 1 Tavon Young, CB, Temple
 Sept. 8 Nigel Harris, LB, USF
 Sept. 15 Josh Hawkins, CB, East Carolina
 Sept. 22 Tank Jakes, LB, Memphis
 Sept. 29 Praise Martin-Oguike, DE, Temple
 Oct. 6 Tank Jakes, LB, Memphis
 Oct. 13 Terrance Plummer, LB, UCF
 Oct. 20 Steven Taylor, LB, Houston
 Oct. 27 Jacoby Glenn, CB, UCF
 Nov. 3 Praise Martin-Oguike, DE, Temple
 Nov. 10 Parry Nickerson, CB, Tulane
 Nov. 16 Jacoby Glenn, CB, UCF
 Nov. 24 Jeff Luc, LB, Cincinnati
 Dec. 1 Nick Temple, LB, Cincinnati
 Dec. 8 Tyler Matakevich, LB, Temple

Special Teams

Sept. 1 Marvin Kloss, K, USF
 Sept. 8 Deshon Foxx, WR, UConn
 Sept. 15 Sam Geraci, P, Cincinnati
 Sept. 22 Mattias Ciabatti, P, USF
 Sept. 29 Austin Jones, K, Temple
 Oct. 6 Kyle Bullard, K, Houston
 Oct. 13 J.J. Worton, WR, UCF
 Oct. 20 Andrew Gantz, K, Cincinnati
 Oct. 27 Andrew Gantz, K, Cincinnati
 Nov. 3 Jake Elliott, K, Memphis
 Nov. 10 Jake Elliott, K, Memphis
 Nov. 16 Andrew Gantz, K, Cincinnati
 Nov. 24 Michael Easton, LB, UCF
 Dec. 1 Jake Elliott, K, Memphis
 Dec. 8 Shawn Moffitt, K, UCF

2015

Offense

Sept. 7 Keevan Lucas, WR, Tulsa
 Sept. 14 Greg Ward Jr., QB, Houston
 Sept. 21 Keenan Reynolds, Sr., QB, Navy
 Sept. 28 Keenan Reynolds, Sr., QB, Navy
 Oct. 5 Greg Ward Jr., QB, Houston
 Oct. 12 Greg Ward Jr., QB, Houston
 Oct. 19 Paxton Lynch, QB, Memphis
 Oct. 26 Paxton Lynch, QB, Memphis
 Nov. 2 Gunner Kiel, QB, Cincinnati
 Nov. 9 Chris Swain, FB, Navy
 Nov. 15 Marlon Mack, RB, USF
 Nov. 23 Noel Thomas, WR, UConn
 Nov. 30 Paxton Lynch, QB, Memphis

Defense

Sept. 7 Tyler Matakevich, LB, Temple
 Sept. 14 Tyler Matakevich, LB, Temple
 Sept. 21 Eric Wilson, LB, Cincinnati
 Sept. 28 William Jackson III, CB, Houston
 Oct. 5 Montese Overton, LB, East Carolina
 Oct. 12 Steven Taylor, LB, Houston
 Oct. 19 Josh Hawkins, CB, East Carolina
 Oct. 26 Tyler Matakevich, LB, Temple
 Nov. 2 Steven Taylor, LB, Houston
 Nov. 9 Jamar Summers, CB, UConn
 Nov. 15 Elandon Roberts, LB, Houston
 Nov. 23 Deatrick Nichols, CB, USF
 Nov. 30 Tyler Matakevich, LB, Temple

Special Teams

Sept. 7 Roderick Proctor, WR, Memphis
 Sept. 14 Brandon Wilson, CB, Houston
 Sept. 14 Jahad Thomas, RB, Temple
 Sept. 21 Jake Elliott, K, Memphis
 Sept. 28 Spencer Smith, P, Memphis
 Oct. 5 Nick Jacobs, P, Memphis
 Oct. 12 Arkeel Newsome, RB, UConn
 Oct. 19 Demarcus Ayers, WR, Houston
 Oct. 26 Sharif Finch, DL, Temple
 Nov. 2 Jake Elliott, K, Memphis
 Nov. 9 Alex Barta, P, Navy
 Nov. 15 Andrew DiRocco, K, Tulane
 Nov. 23 Davis Plowman, K, East Carolina
 Nov. 30 Andrew Gantz, K, Cincinnati



Blake Bortles, UCF



Paxton Lynch, Memphis



Keenan Reynolds, Navy

2016

Offense

Sept. 5 Greg Ward Jr., QB, Houston
 Sept. 12 Quinton Flowers, QB, USF
 Sept. 19 Greg Ward Jr., QB, Houston
 Sept. 26 Riley Ferguson, QB, Memphis
 Oct. 3 Greg Ward Jr., QB, Houston
 Oct. 10 Will Worth, QB, Navy
 Oct. 17 Quinton Flowers, QB, USF
 Oct. 24 Will Worth, QB, Navy
 Oct. 31 James Flanders, RB, Tulsa
 Nov. 7 Riley Ferguson, QB, Memphis
 Nov. 13 Quinton Flowers, QB, USF
 Nov. 21 Will Worth, QB, Navy
 Nov. 28 Riley Ferguson, QB, Memphis

Defense

Sept. 5 Trent Martin, LB, Tulsa
 Sept. 12 Alohi Gilman, LB/DB, Navy
 Sept. 19 Steven Taylor, LB, Houston
 Sept. 26 Jeremy Brady, S, Tulsa
 Oct. 3 Haason Reddick, DE, Temple
 Oct. 10 Josiah Powell, LB, Navy
 Oct. 17 Austin Hall, LB, Memphis
 Oct. 24 Jarvis Pruitt, DE, SMU
 Oct. 31 Shaquem Griffin, LB, UCF
 Nov. 7 Drico Johnson, S, UCF
 Nov. 13 Horace Richardson, CB, SMU
 Nov. 21 Steven Taylor, LB, Houston
 Nov. 28 Praise Martin-Oguike, DE, Temple

Special Teams

Sept. 5 Brandon Wilson, CB, Houston
 Sept. 12 Sherman Badie, RB, Tulane
 Sept. 19 Bobby Puyol, K, UConn
 Sept. 26 Andrew DiRocco, K, Tulane
 Oct. 3 Adrian Killins, RB, UCF
 Oct. 10 Bennett Moehring, K, Navy
 Oct. 17 Jake Elliott, K, Memphis
 Oct. 24 Aaron Boumerhi, K, Temple
 Oct. 31 Aaron Boumerhi, K, Temple
 Nov. 7 Jake Elliott, K, Memphis
 Nov. 13 Dane Roy, P, Houston
 Nov. 21 Ty Cummings, K, Houston
 Nov. 28 Redford Jones, K, Tulsa

Career Player of the Week Honors

9 Jake Elliott, K, Memphis (2013-16)
 6 Greg Ward Jr., QB, Houston (2013-16)
 5 Paxton Lynch, QB, Memphis (2013-15)
 Tyler Matakevich, LB, Temple (2013-15)



Quinton Flowers, USF

COACHING RECORDS

ALL GAMES (by percentage)

Team	GP	W-L	PCT.	YEARS
Charlie Strong, Louisville	13	12-1	.923	2013
Tom Herman, Houston	26	22-4	.846	2015-16
Ken Niumatalolo, Navy	27	20-7	.741	2015-16
George O'Leary, UCF	34	21-13	.618	2013-15
Tony Levine, Houston	26	16-10	.615	2013-14
Philip Montgomery, Tulsa	26	16-10	.615	2015-16
Mike Norvell, Memphis	13	8-5	.615	2016
Justin Fuente, Memphis	37	22-15	.595	2013-15
Tommy Tuberville, Cincinnati	51	29-22	.569	2013-16
Ruffin McNeill, East Carolina	25	13-12	.520	2014-15
Matt Rhule, Temple	50	28-23	.560	2013-16
Willie Taggart, USF	49	24-25	.490	2013-16
Kyle Flood, Rutgers	13	6-7	.462	2013
Scott Frost, UCF	12	6-7	.462	2016
T.J. Weist, UConn, USF	9	4-5	.444	2013, 2016
June Jones, SMU	14	5-9	.357	2013-14
Willie Fritz, Tulane	12	4-8	.333	2016
Bob Diaco, UConn	37	11-26	.297	2014-16
Chad Morris, SMU	24	7-17	.292	2015-16
Curtis Johnson, Tulane	24	6-18	.250	2014-15
Scottie Montgomery, East Carolina	12	3-9	.250	2016
Bill Blankenship, Tulsa	12	2-10	.167	2014
Tom Mason, SMU	10	1-9	.100	2014
Darrell Dickey, Memphis	1	0-1	.000	2015
Ed Foley, Temple	1	0-1	.000	2016
Major Applewhite, Houston	1	0-1	.000	2016
Paul Pasqualoni, UConn	4	0-4	.000	2013
Danny Barrett, UCF	4	0-4	.000	2015

CONFERENCE GAMES (by percentage)

Team	GP	W-L	PCT.	YEARS
Tom Herman, Houston	16	12-4	.750	2015-16
Ken Niumatalolo, Navy	16	14-2	.875	2015-16
Charlie Strong, Louisville	8	7-1	.875	2013
George O'Leary, UCF	20	15-5	.750	2013-15
Tommy Tuberville, Cincinnati	32	18-14	.563	2013-16
Tony Levine, Houston	16	10-6	.625	2013-14
Mike Norvell, Memphis	8	5-3	.625	2016
Philip Montgomery, Tulsa	16	9-7	.563	2015-16
Justin Fuente, Memphis	24	13-11	.542	2013-15
Matt Rhule, Temple	32	19-13	.594	2013-16
Ruffin McNeill, East Carolina	16	8-8	.500	2014-15
June Jones, SMU	8	4-4	.500	2013
Scott Frost, UCF	8	4-4	.500	2016
Willie Taggart, USF	32	18-14	.563	2013-16
Kyle Flood, Rutgers	8	3-5	.375	2013
T.J. Weist, UConn	8	3-5	.375	2013
Bob Diaco, UConn	24	6-18	.250	2014-16
Bill Blankenship, Tulsa	8	2-6	.250	2014
Curtis Johnson, Tulane	16	3-13	.188	2014-15
Tom Mason, SMU	8	1-7	.125	2014
Scottie Montgomery, East Carolina	8	1-7	.125	2016
Willie Fritz, Tulane	8	1-7	.125	2016
Chad Morris, SMU	16	4-12	.250	2015-16
Danny Barrett, UCF	4	0-4	.000	2015

ALL GAMES (by total wins)

Team	GP	W-L	PCT.	YEARS
Tommy Tuberville, Cincinnati	51	29-22	.569	2013-16
Matt Rhule, Temple	50	28-23	.560	2013-16
Willie Taggart, USF	49	24-25	.490	2013-16
Tom Herman, Houston	26	22-4	.846	2015-16
Justin Fuente, Memphis	37	22-15	.595	2013-15
George O'Leary, UCF	34	21-13	.618	2013-15
Ken Niumatalolo, Navy	27	20-7	.741	2015-16
Tony Levine, Houston	26	16-10	.615	2013-14
Philip Montgomery, Tulsa	26	16-10	.615	2015-16
Ruffin McNeill, East Carolina	25	13-12	.520	2014-15
Charlie Strong, Louisville	13	12-1	.923	2013
Bob Diaco, UConn	37	11-26	.297	2014-16
Mike Norvell, Memphis	13	8-5	.615	2016
Chad Morris, SMU	24	7-17	.292	2015-16
Kyle Flood, Rutgers	13	6-7	.462	2013
Scott Frost, UCF	12	6-7	.462	2016
Curtis Johnson, Tulane	24	6-18	.250	2014-15
June Jones, SMU	14	5-9	.357	2013-14
T.J. Weist, UConn, USF	9	4-5	.444	2013, 2016
Willie Fritz, Tulane	12	4-8	.333	2016
Scottie Montgomery, East Carolina	12	3-9	.250	2016
Bill Blankenship, Tulsa	12	2-10	.167	2014
Tom Mason, SMU	10	1-9	.100	2014
Darrell Dickey, Memphis	1	0-1	.000	2015
Ed Foley, Temple	1	0-1	.000	2016
Major Applewhite, Houston	1	0-1	.000	2016
Paul Pasqualoni, UConn	4	0-4	.000	2013
Danny Barrett, UCF	4	0-4	.000	2015

CONFERENCE GAMES (by total wins)

Team	GP	W-L	PCT.	YEARS
Matt Rhule, Temple	32	19-13	.594	2013-16
Tommy Tuberville, Cincinnati	32	18-14	.563	2013-16
Willie Taggart, USF	32	18-14	.563	2013-16
Justin Fuente, Memphis	24	13-11	.542	2013-15
George O'Leary, UCF	20	15-5	.750	2013-15
Ken Niumatalolo, Navy	16	14-2	.875	2015-16
Tom Herman, Houston	16	12-4	.750	2015-16
Tony Levine, Houston	16	10-6	.625	2013-14
Philip Montgomery, Tulsa	16	9-7	.563	2015-16
Ruffin McNeill, East Carolina	16	8-8	.500	2014-15
Charlie Strong, Louisville	8	7-1	.875	2013
Bob Diaco, UConn	24	6-18	.250	2014-16
Mike Norvell, Memphis	8	5-3	.625	2016
June Jones, SMU	8	4-4	.500	2013
Scott Frost, UCF	8	4-4	.500	2016
Chad Morris, SMU	16	4-12	.250	2015-16
Kyle Flood, Rutgers	8	3-5	.375	2013
T.J. Weist, UConn	8	3-5	.375	2013
Curtis Johnson, Tulane	16	3-13	.188	2014-15
Bill Blankenship, Tulsa	8	2-6	.250	2014
Tom Mason, SMU	8	1-7	.125	2014
Scottie Montgomery, East Carolina	8	1-7	.125	2016
Willie Fritz, Tulane	8	1-7	.125	2016
Danny Barrett, UCF	4	0-4	.000	2015



Philip Montgomery, Tulsa



Ken Niumatalolo, Navy

UCF VS. CINCINNATI

Tied, 1-1 (American: Tied, 1-1)

2015	Cincinnati	52-7	Nippert Stadium
2016	UCF	24-3	Bright House Networks Stad.

UCF VS. UCONN

Tied, 2-2 (American: Tied, 2-2)

2013	UCF	62-17	Bright House Networks, Stad.
2014	UConn	37-29	Rentschler Field
2015	UConn	40-13	Bright House Networks Stad.
2016	UCF	24-16	Pratt & Whitney Stadium

UCF VS. EAST CAROLINA

East Carolina leads, 10-5 (American: UCF, 2-1)

1991	East Carolina	47-25	Citrus Bowl
1993	East Carolina	41-17	Ficklen Stadium
1994	East Carolina	23-20	Dowdy-Ficklen Stadium
1996	East Carolina	28-7	Dowdy-Ficklen Stadium
2005	UCF	3-20	Dowdy-Ficklen Stadium
2006	East Carolina	23-10	Citrus Bowl
2007	East Carolina	52-38	Dowdy-Ficklen Stadium
2008	East Carolina	ot 13-10	Bright House Networks Stad.
2009	East Carolina	19-14	Dowdy-Ficklen Stadium
2010	UCF	49-35	Bright House Networks Stad.
2011	East Carolina	38-31	Dowdy-Ficklen Stadium
2012	UCF	40-20	Bright House Network Stad.
2014	UCF	32-30	Dowdy-Ficklen Stadium
2015	East Carolina	44-7	Bright House Networks Stad.
2016	UCF	47-29	Dowdy-Ficklen Stadium

UCF VS. HOUSTON

UCF leads, 5-3 (American: Tied, 2-2)

2005	UCF	31-29	Citrus Bowl
2006	Houston	51-31	Robertson Stadium
2009	UCF	37-32	Bright House Networks Stad.
2010	UCF	40-33	Robertson Stadium
2013	UCF	19-14	Bright House Networks Stad.
2014	UCF	17-12	TDECU Stadium
2015	Houston	59-10	Bright House Networks Stad.
2016	Houston	31-24	TDECU Stadium

UCF VS. MEMPHIS

UCF leads, 9-1 (American: UCF, 1-0)

1990	Memphis	37-28	Liberty Bowl Stadium
2005	UCF	38-17	Citrus Bowl
2006	UCF	26-24	Liberty Bowl Stadium
2007	UCF	56-20	Bright House Networks Stad.
2008	UCF	28-21	Liberty Bowl Stadium
2009	UCF	32-14	Bright House Networks Stad.
2010	UCF	37-17	Liberty Bowl Stadium
2011	UCF	41-0	Bright House Networks Stad.
2012	UCF	35-17	Liberty Bowl Stadium
2013	UCF	24-17	Liberty Bowl Stadium

UCF VS. NAVY

No games

UCF VS. SMU

UCF leads, 6-1 (American: UCF, 2-0)

2007	UCF	49-20	Gerald J. Ford Stadium
2008	UCF	31-17	Bright House Networks Stad.
2010	UCF	17-7	Bright House Networks Stad.
2011	SMU	38-17	Gerald J. Ford Stadium
2012	UCF	42-17	Bright House Networks Stad.
2013	UCF	17-13	Gerald J. Ford Stadium
2014	UCF	53-7	Bright House Networks Stad.

UCF VS. USF

USF leads, 6-2 (American: Tied, 2-2)

2005	USF	31-14	Raymond James Stadium
2006	USF	24-17	Citrus Bowl
2007	USF	64-12	Raymond James Stadium
2008	USF	ot 31-24	Bright House Networks Stad.
2013	UCF	23-20	Bright House Networks Stad.
2014	UCF	16-0	Raymond James Stadium
2015	USF	44-3	Bright House Networks Stad.
2016	USF	48-31	Raymond James Stadium

UCF VS. TEMPLE

Tied, 2-2 (American: Tied, 2-2)

2013	UCF	39-36	Lincoln Financial Field
2014	UCF	34-14	Bright House Networks Stad.
2015	Temple	30-16	Lincoln Financial Field
2016	Temple	26-25	Bright House Networks Stad.

UCF VS. TULANE

UCF leads, 6-2 (American: UCF, 2-1)

2001	UCF	36-29	Louisiana Superdome
2005	UCF	34-24	Citrus Bowl
2006	Tulane	10-9	Louisiana Superdome
2009	UCF	49-0	Bright House Networks Stad.
2010	UCF	61-14	Louisiana Superdome
2014	UCF	20-13	Bright House Networks Stad.
2015	Tulane	45-31	Yulman Stadium
2016	UCF	37-6	Bright House Networks Stad.

UCF VS. TULSA

Tulsa leads, 7-3 (American: Tulsa, 2-1)

2005	Tulsa	44-27	Citrus Bowl
2007	UCF	44-23	Bright House Networks Stad.
	UCF	44-25	Bright House Networks Stad.
2008	Tulsa	49-19	H.A. Chapman Stadium
2011	Tulsa	24-17	Bright House Networks Stad.
2012	Tulsa	23-21	H.A. Chapman Stadium
	Tulsa	ot 33-27	H.A. Chapman Stadium
2014	UCF	31-7	Bright House Networks Stad.
2015	Tulsa	45-30	H.A. Chapman Stadium
2016	Tulsa	35-20	Bright House Networks Stad.

CINCINNATI VS. UCONN

Cincinnati leads, 10-3 (American: Cincinnati, 3-1)

2004	Cincinnati	45-28	Nippert Stadium
2005	Cincinnati	28-17	Nippert Stadium
2006	Cincinnati	26-23	Rentschler Field
2007	Cincinnati	27-3	Nippert Stadium
2008	UConn	40-16	Rentschler Field
2009	Cincinnati	47-45	Nippert Stadium
2010	UConn	38-17	Rentschler Field
2011	Cincinnati	35-27	Nippert Stadium
2012	Cincinnati	34-17	Rentschler Field
2013	Cincinnati	41-16	Nippert Stadium
2014	Cincinnati	41-0	Rentschler Field
2015	Cincinnati	37-13	Nippert Stadium
2016	UConn	20-9	Pratt & Whitney Stadium

CINCINNATI VS. EAST CAROLINA

East Carolina leads, 12-8 (American: Cincinnati, 3-0)

1986	East Carolina	32-19	Ficklen Stadium
1987	East Carolina	56-28	Ficklen Stadium
1988	East Carolina	49-14	Nippert Stadium
1989	East Carolina	21-14	Nippert Stadium
1990	East Carolina	56-32	Ficklen Stadium
1991	East Carolina	30-19	Nippert Stadium
1992	East Carolina	42-21	Ficklen Stadium
1993	Cincinnati	34-14	Nippert Stadium
1994	East Carolina	35-21	Dowdy-Ficklen Stadium
1995	Cincinnati	13-10	Nippert Stadium
1997	East Carolina	14-7	Dowdy-Ficklen Stadium
1998	East Carolina	24-21	Nippert Stadium
1999	East Carolina	48-34	Dowdy-Ficklen Stadium
2001	East Carolina	28-26	Nippert Stadium
2002	Cincinnati	42-26	Dowdy-Ficklen Stadium
2003	Cincinnati	40-3	Nippert Stadium
2004	Cincinnati	24-19	Dowdy-Ficklen Stadium
2014	Cincinnati	54-46	Paul Brown Stadium
2015	Cincinnati	19-16	Dowdy-Ficklen Stadium
2016	Cincinnati	31-19	Nippert Stadium

CINCINNATI VS. HOUSTON

Houston leads, 14-9 (American: Cincinnati, 2-1)

1957	Houston	7-0	Nippert Stadium
1958	Houston	34-13	Nippert Stadium
1959	Houston	13-12	Rice Stadium
1960	Houston	14-0	Rice Stadium
1961	Houston	13-7	Nippert Stadium
1962	Houston	42-14	Rice Stadium
1964	Cincinnati	20-6	Rice Stadium
1965	Houston	21-6	Astrodome
1968	Houston	71-33	Astrodome
1971	Houston	12-3	Nippert Stadium
1972	Houston	49-0	Astrodome
1974	Houston	27-6	Astrodome
1975	Cincinnati	28-23	Nippert Stadium
1993	Cincinnati	41-17	Astrodome
1996	Cincinnati	31-20	Nippert Stadium
1997	Houston	ot 41-38	Robertson Stadium
1998	Cincinnati	44-43	Nippert Stadium
1999	Houston	23-20	Robertson Stadium
2000	Cincinnati	48-31	Nippert Stadium
2001	Cincinnati	29-28	Robertson Stadium
2002	Cincinnati	47-14	Nippert Stadium
2013	Cincinnati	24-17	BBVA Compass Stadium
2014	Cincinnati	38-31	Paul Brown Stadium
2015	Houston	33-30	TDECU Stadium

CINCINNATI VS. MEMPHIS

Memphis leads, 21-12 (American: Memphis, 3-1)

1966	Memphis	26-14	Liberty Bowl Stadium
1967	Memphis	17-0	Liberty Bowl Stadium
1969	Memphis	52-6	Nippert Stadium
1970	Memphis	14-10	Liberty Bowl Stadium
1971	Memphis	45-21	Nippert Stadium
1972	Memphis	29-24	Liberty Bowl Stadium
1973	Memphis	17-13	Nippert Stadium
1974	Memphis	13-7	Liberty Bowl Stadium
1975	Cincinnati	13-3	Nippert Stadium
1978	Cincinnati	34-14	Liberty Bowl Stadium
1979	Memphis	23-17	Liberty Bowl Stadium
1980	Cincinnati	14-10	Nippert Stadium
1981	Cincinnati	38-7	Nippert Stadium
1982	Cincinnati	16-7	Liberty Bowl Stadium
1983	Memphis	43-10	Nippert Stadium
1984	Memphis	47-7	Liberty Bowl Stadium
1989	Memphis	34-17	Nippert Stadium
1992	Memphis	34-14	Liberty Bowl Stadium
1993	Cincinnati	23-20	Nippert Stadium
1994	Memphis	26-3	Liberty Bowl Stadium
1995	Cincinnati	28-3	Nippert Stadium
1996	Memphis	18-16	Liberty Bowl Stadium
1997	Cincinnati	20-17	Nippert Stadium
1998	Memphis	41-23	Liberty Bowl Stadium
1999	Memphis	21-13	Nippert Stadium
2000	Cincinnati	ot 13-10	Liberty Bowl Stadium
2001	Cincinnati	36-34	Liberty Bowl Stadium
2002	Cincinnati	48-10	Nippert Stadium
2003	Memphis	21-16	Liberty Bowl Stadium
2004	Cincinnati	49-10	Nippert Stadium
2013	Cincinnati	34-21	Liberty Bowl Stadium
2014	Memphis	41-14	Paul Brown Stadium
2015	Memphis	53-46	Liberty Bowl Stadium
2016	Memphis	34-7	Nippert Stadium

CINCINNATI VS. NAVY

Navy leads, 2-0

1940	Navy	14-0	Thompson Stadium
1956	Navy	13-7	Thompson Stadium

CINCINNATI VS. USF

Cincinnati leads, 8-5 (American: USF, 3-1)

2003	USF	2ot 24-17	Raymond James Stadium
2004	Cincinnati	45-23	Nippert Stadium
2005	USF	31-16	Raymond James Stadium
2006	Cincinnati	23-6	Nippert Stadium
2007	Cincinnati	38-33	Raymond James Stadium
2008	Cincinnati	24-10	Nippert Stadium
2009	Cincinnati	34-17	Raymond James Stadium
2010	USF	38-30	Nippert Stadium
2011	Cincinnati	37-34	Raymond James Stadium
2012	Cincinnati	27-10	Nippert Stadium
2013	USF	26-20	Raymond James Stadium
2014	Cincinnati	34-17	Paul Brown Stadium
2015	USF	65-27	Raymond James Stadium
2016	USF	45-20	Nippert Stadium

CINCINNATI VS. SMU

Cincinnati leads, 2-0 (American: Cincinnati, 2-0)

2013	Cincinnati	28-25	Nippert Stadium
2014	Cincinnati	41-3	Gerald J. Ford Stadium

CINCINNATI VS. TEMPLE

Temple leads, 11-7-1 (American: Tied, 2-2)

1973	Temple	16-15	Temple Stadium
1974	Cincinnati	20-22	Nippert Stadium
1975	Temple	21-17	Temple Stadium
1976	Tie	17-17	Nippert Stadium
1978	Temple	16-13	Veterans Stadium
1979	Temple	35-14	Veterans Stadium
1980	Temple	23-7	Nippert Stadium
1981	Temple	24-13	Nippert Stadium
1982	Temple	41-7	Veterans Stadium
1983	Cincinnati	31-16	Nippert Stadium
1984	Temple	42-10	Veterans Stadium
1985	Temple	28-16	Nippert Stadium
2002	Cincinnati	35-22	Franklin Field
2003	Cincinnati	3ot 30-24	Nippert Stadium
2012	Cincinnati	34-10	Lincoln Financial Field
2013	Cincinnati	38-20	Nippert Stadium
2014	Cincinnati	14-6	Lincoln Financial Field
2015	Temple	34-26	Nippert Stadium
2016	Temple	34-13	Lincoln Financial Field

SERIES HISTORIES

CINCINNATI VS. TULANE

Tulane leads, 11-4 (American: Cincinnati, 1-0)

1909	Tulane	6-0	New Orleans
1948	Tulane	6-0	Nippert Stadium
1966	Tulane	28-21	Tulane Stadium
1970	Tulane	6-3	Nippert Stadium
1976	Cincinnati	21-14	Louisiana Superdome
1977	Tulane	16-13	Louisiana Superdome
1981	Cincinnati	17-13	Nippert Stadium
1990	Tulane	49-7	Louisiana Superdome
1996	Tulane	34-14	Nippert Stadium
1997	Tulane	31-17	Louisiana Superdome
1998	Tulane	52-34	Nippert Stadium
2000	Tulane	24-19	Louisiana Superdome
2001	Cincinnati	46-33	Nippert Stadium
2002	Tulane	35-17	Louisiana Superdome
2014	Cincinnati	38-14	Yulman Stadium

CINCINNATI VS. TULSA

Tulsa leads, 17-14-2 (American: Tied, 1-1)

1946	Tulsa	20-0	Skelly Stadium
1951	Cincinnati	47-35	Nippert Stadium
1952	Tie	14-14	Skelly Stadium
1953	Cincinnati	14-7	Skelly Stadium
1954	Cincinnati	40-7	Nippert Stadium
1955	Tie	21-21	Skelly Stadium
1956	Cincinnati	7-6	Nippert Stadium
1957	Tulsa	12-7	Skelly Stadium
1958	Cincinnati	15-6	Nippert Stadium
1959	Tulsa	14-7	Skelly Stadium
1960	Tulsa	34-3	Nippert Stadium
1961	Tulsa	19-0	Skelly Stadium
1962	Tulsa	24-18	Nippert Stadium
1963	Cincinnati	21-15	Skelly Stadium
1964	Cincinnati	28-23	Nippert Stadium
1965	Tulsa	49-6	Skelly Stadium
1966	Tulsa	13-0	Nippert Stadium
1967	Tulsa	35-6	Skelly Stadium
1968	Tulsa	34-27	Nippert Stadium
1969	Tulsa	40-24	Skelly Stadium
1970	Tulsa	7-3	Skelly Stadium
1973	Tulsa	16-13	Skelly Stadium
1975	Tulsa	24-16	Skelly Stadium
1976	Cincinnati	16-7	Nippert Stadium
1977	Cincinnati	28-0	Nippert Stadium
1978	Tulsa	27-26	Nippert Stadium
1980	Tulsa	31-13	Skelly Stadium
1993	Cincinnati	22-15	Skelly Stadium
1994	Cincinnati	28-13	Nippert Stadium
1995	Cincinnati	24-5	Skelly Stadium
1997	Cincinnati	34-24	Nippert Stadium
2015	Cincinnati	49-38	Nippert Stadium
2016	Tulsa	ot 40-37	H.A. Chapman Stadium

UCONN VS. EAST CAROLINA

East Carolina leads, 2-1 (American: East Carolina, 1-1)

2014	East Carolina	31-21	Dowdy-Ficklen Stadium
2015	UConn	31-13	Pratt & Whitney Stadium
2016	East Carolina	41-3	Dowdy-Ficklen Stadium

UCONN VS. HOUSTON

Tied, 1-1 (American: Tied, 1-1)

2015	UConn	20-17	Pratt & Whitney Stadium
2016	Houston	42-14	TDECU Stadium

UCONN VS. MEMPHIS

Tied, 1-1 (American: Tied, 1-1)

2013	UConn	45-10	Rentschler Field
2014	Memphis	41-10	Liberty Bowl Stadium

UCONN VS. NAVY

Navy leads, 8-1 (American: Navy, 2-0)

1975	Navy	55-7	Navy-Marine Corps Stadium
1976	Navy	21-3	Memorial Stadium
1977	Navy	38-7	Navy-Marine Corps Stadium
1978	Navy	30-0	Memorial Stadium
1979	Navy	21-10	Navy-Marine Corps Stadium
2002	UConn	38-0	Navy-Marine Corps Stadium
2006	Navy	41-17	Rentschler Field
2015	Navy	28-18	Pratt & Whitney Stadium
2016	Navy	28-24	Navy-Marine Corps Stadium

UCONN VS. USF

USF leads, 9-5 (American: USF, 4-0)

2000	USF	21-13	Memorial Stadium
2001	USF	41-20	Raymond James Stadium
2005	UConn	15-10	Rentschler Field
2006	USF	38-16	Raymond James Stadium
2007	UConn	22-15	Rentschler Field
2008	USF	17-13	Raymond James Stadium
2009	UConn	29-27	Rentschler Field
2010	UConn	19-16	Raymond James Stadium
2011	UConn	16-10	Rentschler Field
2012	USF	13-6	Raymond James Stadium
2013	USF	13-10	Rentschler Field
2014	USF	17-14	Raymond James Stadium
2015	USF	28-20	Pratt & Whitney Stadium
2016	USF	42-27	Raymond James Stadium

UCONN VS. SMU

SMU leads, 3-0 (American: SMU, 2-0)

1989	SMU	31-30	Cotton Bowl
2013	SMU	38-21	Gerald J. Ford Stadium
2014	SMU	27-20	Rentschler Field

UCONN VS. TEMPLE

Temple leads, 11-5 (American: Temple, 3-1)

1963	Temple	9-7	Temple Stadium
1964	UConn	25-7	Memorial Stadium
1965	Temple	12-11	Memorial Stadium
1966	Temple	35-25	Temple Stadium
1970	Temple	41-23	Temple Stadium
1971	Temple	38-0	Temple Stadium
2001	Temple	56-7	Franklin Field
2002	Temple	38-24	Memorial Stadium
2004	UConn	45-31	Rentschler Field
2007	UConn	22-17	Rentschler Field
2008	UConn	ot 12-9	Lincoln Financial Field
2010	Temple	30-16	Lincoln Financial Field
2012	Temple	ot 17-14	Rentschler Field
2013	UConn	28-21	Lincoln Financial Field
2014	Temple	36-10	Rentschler Field
2015	Temple	27-3	Lincoln Financial Field
2016	Temple	21-0	Pratt & Whitney Stadium

UCONN VS. TULANE

Tulane, 2-1 (American: Tulane, 2-1)

2014	Tulane	12-3	Yulman Stadium
2015	UConn	7-3	Yulman Stadium
2016	Tulane	38-13	Pratt & Whitney Stadium

UCONN VS. TULSA

No games

EAST CAROLINA VS. HOUSTON

East Carolina leads, 7-5

1997	East Carolina	28-27	Astrodome
1998	Houston	34-31	Dowdy-Ficklen Stadium
1999	East Carolina	19-3	Robertson Stadium
2000	East Carolina	62-20	Dowdy-Ficklen Stadium
2002	East Carolina	3ot 54-48	Robertson Stadium
2003	Houston	27-13	Dowdy-Ficklen Stadium
2004	Houston	34-24	Robertson Stadium
2007	East Carolina	37-35	Robertson Stadium
2008	Houston	41-24	Dowdy-Ficklen Stadium
2009	East Carolina	38-32	Dowdy-Ficklen Stadium
2011	Houston	56-3	Robertson Stadium
2012	East Carolina	48-28	Dowdy-Ficklen Stadium

EAST CAROLINA VS. MEMPHIS

East Carolina leads, 15-6

1990	East Carolina	24-17	Liberty Bowl Stadium
1991	East Carolina	20-13	Ficklen Stadium
1992	Memphis	42-7	Liberty Bowl Stadium
1993	Memphis	34-7	Ficklen Stadium
1994	East Carolina	30-6	Liberty Bowl Stadium
1995	East Carolina	31-17	Dowdy-Ficklen Stadium
1996	East Carolina	20-10	Liberty Bowl Stadium
1997	East Carolina	32-10	Dowdy-Ficklen Stadium
1998	East Carolina	34-31	Liberty Bowl Stadium
2000	Memphis	17-10	Liberty Bowl Stadium
2001	East Carolina	32-11	Dowdy-Ficklen Stadium
2003	Memphis	41-24	Liberty Bowl Stadium
2004	Memphis	38-35	Dowdy-Ficklen Stadium
2005	Memphis	27-24	Liberty Bowl Stadium
2006	East Carolina	35-20	Dowdy-Ficklen Stadium
2007	East Carolina	56-40	Liberty Bowl Stadium
2008	East Carolina	30-10	Dowdy-Ficklen Stadium
2009	East Carolina	38-19	Liberty Bowl Stadium
2010	East Carolina	49-27	Dowdy-Ficklen Stadium
2011	East Carolina	35-17	Liberty Bowl Stadium
2012	East Carolina	41-7	Dowdy-Ficklen Stadium

EAST CAROLINA VS. NAVY

Navy leads, 5-1 (American: Navy, 2-0)

2006	Navy	28-23	Navy-Marine Corps Stadium
2010	Navy	76-35	Dowdy-Ficklen Stadium
2011	East Carolina	38-35	Navy-Marine Corps Stadium
2012	Navy	56-28	Dowdy-Ficklen Stadium
2015	Navy	45-21	Navy-Marine Corps Stadium
2016	Navy	66-31	Dowdy-Ficklen Stadium

EAST CAROLINA VS. USF

USF leads, 6-1 (American: USF, 2-1)

2002	USF	46-30	Dowdy-Ficklen Stadium
2003	USF	2ot 38-37	Dowdy-Ficklen Stadium
2004	USF	41-17	Raymond James Stadium
2006	USF	24-7	Legion Field
2014	East Carolina	28-17	Raymond James Stadium
2015	USF	22-17	Dowdy-Ficklen Stadium
2016	USF	38-22	Raymond James Stadium

EAST CAROLINA VS. SMU

East Carolina leads, 4-2 (American: East Carolina, 2-0)

2005	East Carolina	24-17	Gerald J. Ford Stadium
2006	East Carolina	38-21	Dowdy-Ficklen Stadium
2009	SMU	28-21	Gerald J. Ford Stadium
2010	SMU	ot 45-38	Dowdy-Ficklen Stadium
2014	East Carolina	45-24	Dowdy-Ficklen Stadium
2015	East Carolina	49-23	Gerald J. Ford Stadium

EAST CAROLINA VS. TEMPLE

Tied, 7-7 (American: Temple, 3-0)

1982	East Carolina	23-10	Veterans Stadium
1983	East Carolina	24-11	Veterans Stadium
1984	Temple	17-0	Ficklen Stadium
1985	Temple	21-7	Ficklen Stadium
1986	Temple	45-28	Veterans Stadium
1987	East Carolina	31-26	Ficklen Stadium
1988	East Carolina	34-17	Veterans Stadium
1989	East Carolina	31-24	Ficklen Stadium
1990	Temple	30-27	Veterans Stadium
1994	East Carolina	31-14	Dowdy-Ficklen Stadium
1995	East Carolina	32-22	Dowdy-Ficklen Stadium
2014	Temple	20-10	Lincoln Financial Field
2015	Temple	24-14	Dowdy-Ficklen Stadium
2016	Temple	37-10	Lincoln Financial Field

EAST CAROLINA VS. TULANE

East Carolina leads, 11-2 (American: East Carolina, 1-0)

1991	East Carolina	38-28	Ficklen Stadium
1997	Tulane	33-16	Louisiana Superdome
1999	East Carolina	52-7	Dowdy-Ficklen Stadium
2000	East Carolina	37-17	Dowdy-Ficklen Stadium
2001	East Carolina	51-24	Louisiana Superdome
2002	East Carolina	24-20	Dowdy-Ficklen Stadium
2003	Tulane	28-18	Louisiana Superdome
2004	East Carolina	27-25	Dowdy-Ficklen Stadium
2007	East Carolina	35-12	Dowdy-Ficklen Stadium
2008	East Carolina	28-24	Louisiana Superdome
2011	East Carolina	34-13	Dowdy-Ficklen Stadium
2012	East Carolina	28-23	Mercedes-Benz Superdome
2014	East Carolina	34-6	Dowdy-Ficklen Stadium

EAST CAROLINA VS. TULSA

East Carolina leads, 7-6 (American: East Carolina, 2-1)

1984	Tulsa	31-20	Skelly Stadium
1985	Tulsa	21-20	Ficklen Stadium
1993	Tulsa	52-26	Ficklen Stadium
1994	East Carolina	28-21	Skelly Stadium
1995	East Carolina	28-7	Dowdy-Ficklen Stadium
2005	Tulsa	45-13	Skelly Stadium
2006	Tulsa	31-10	Dowdy-Ficklen Stadium
2008	East Carolina	27-24	H.A. Chapman Stadium
2009	East Carolina	44-17	H.A. Chapman Stadium
2010	East Carolina	51-49	Dowdy-Ficklen Stadium
2014	East Carolina	49-32	H.A. Chapman Stadium
2015	East Carolina	30-17	Dowdy-Ficklen Stadium
2016	Tulsa	45-24	H.A. Chapman Stadium

HOUSTON VS. MEMPHIS

Houston leads, 15-10 (American: Houston, 3-1)

1963	Memphis	29-6	Crump Stadium
1966	Memphis	14-13	Astrodome
1967	Houston	35-18	Astrodome
1968	Houston	27-7	Liberty Bowl Stadium
1971	Houston	35-7	Liberty Bowl Stadium
1973	Houston	35-21	Astrodome
1974	Houston	13-10	Astrodome
1975	Memphis	14-7	Liberty Bowl Stadium
1978	Memphis	17-3	Liberty Bowl Stadium
1996	Houston	37-20	Astrodome
1997	Memphis	24-3	Liberty Bowl Stadium
1998	Houston	35-14	Robertson Stadium
2000	Houston	3ot 33-30	Liberty Bowl Stadium
2001	Memphis	52-33	Robertson Stadium
2002	Houston	26-21	Liberty Bowl Stadium
2003	Memphis	45-14	Robertson Stadium
2004	Memphis	41-14	Liberty Bowl Stadium
2005	Memphis	35-20	Robertson Stadium
2006	Houston	ot 23-20	Liberty Bowl Stadium
2009	Houston	55-14	Robertson Stadium
2010	Houston	56-17	Liberty Bowl Stadium
2013	Houston	25-15	BBVA Compass Stadium
2014	Houston	28-24	Liberty Bowl Stadium
2015	Houston	35-34	TDECU Stadium
2016	Memphis	48-44	Liberty Bowl Stadium

HOUSTON VS. NAVY

Houston leads, 2-1 (American: Tied, 1-1)

1980	Houston	35-0	Giants Stadium
2015	Houston	52-31	TDECU Stadium
2016	Navy	46-40	Navy-Marine Corps Stadium

HOUSTON VS. USF

Tied, 2-2 (American: Houston, 2-0)

2001	USF	45-6	Raymond James Stadium
2002	USF	32-14	Robertson Stadium
2013	Houston	35-23	Reliant Stadium
2014	Houston	27-3	Raymond James Stadium

HOUSTON VS. SMU

Houston leads, 20-11-1 (American: Houston, 3-1)

1975	SMU	26-16	Astrodome
1976	Houston	29-6	Cotton Bowl
1977	SMU	37-23	Astrodome
1978	Houston	42-28	Cotton Bowl
1979	Houston	37-10	Astrodome
1980	Houston	13-11	Texas Stadium
1981	SMU	38-22	Astrodome
1982	SMU	20-14	Texas Stadium
1983	SMU	34-23	Mirage Bowl (Tokyo)
1984	Houston	29-20	Texas Stadium
1985	SMU	37-13	Astrodome
1986	SMU	10-3	Texas Stadium
1989	Houston	95-21	Astrodome
1990	Houston	44-17	Owby Stadium
1991	Houston	49-20	Astrodome
1992	SMU	41-16	Owby Stadium
1993	Tie	28-28	Astrodome
1994	Houston	39-33	Owby Stadium
1995	Houston	38-15	Astrodome
2000	Houston	17-15	Robertson Stadium
2005	SMU	29-24	Robertson Stadium
2006	Houston	37-27	Gerald J. Ford Stadium
2007	Houston	38-28	Robertson Stadium
2008	Houston	44-38	Gerald J. Ford Stadium
2009	Houston	38-15	Robertson Stadium
2010	Houston	45-20	Gerald J. Ford Stadium
2011	Houston	37-7	Robertson Stadium
2012	SMU	72-42	Gerald J. Ford Stadium
2013	Houston	34-0	Reliant Stadium
2014	Houston	35-9	Gerlad J. Ford Stadium
2015	Houston	49-28	TDECU Stadium
2016	SMU	38-16	Gerald J. Ford Stadium

HOUSTON VS. TEMPLE

Houston leads, 5-0 (American: Houston, 3-0)

1987	Houston	37-7	Veterans Stadium
1989	Houston	65-7	Astrodome
2013	Houston	22-13	Lincoln Financial Field
2014	Houston	31-10	TDECU Stadium
2015	Houston	24-13	TDECU Stadium

HOUSTON VS. TULANE

Houston leads, 16-5 (American: Houston, 2-1)

1968	Houston	54-7	Astrodome
1973	Houston	47-7	Astrodome
1996	Houston	20-17	Louisiana Superdome
1997	Tulane	44-10	Astrodome
1998	Tulane	48-20	Louisiana Superdome
1999	Houston	36-31	Robertson Stadium
2000	Tulane	41-23	Louisiana Superdome
2002	Tulane	34-13	Robertson Stadium
2003	Houston	45-42	Louisiana Superdome
2004	Houston	24-3	Robertson Stadium
2005	Houston	35-14	Cajun Field
2006	Houston	45-7	Robertson Stadium
2007	Houston	34-10	Louisiana Superdome
2008	Houston	42-14	Robertson Stadium
2009	Houston	44-16	Louisiana Superdome
2010	Houston	42-23	Robertson Stadium
2011	Houston	73-17	Louisiana Superdome
2012	Houston	40-17	Robertson Stadium
2014	Tulane	31-24	TDECU Stadium
2015	Houston	42-7	Yulman Stadium
2016	Houston	30-18	TDECU Stadium

HOUSTON VS. TULSA

Houston leads, 23-18 (American: Houston, 3-0)

1950	Tulsa	28-21	Rice Stadium
1951	Tulsa	46-27	Skelly Stadium
1952	Houston	33-7	Rice Stadium
1953	Tulsa	23-21	Skelly Stadium
1954	Houston	20-7	Rice Stadium
1955	Tulsa	14-7	Skelly Stadium
1956	Houston	14-0	Rice Stadium
1957	Houston	13-7	Skelly Stadium
1958	Tulsa	25-20	Rice Stadium
1959	Houston	22-13	Skelly Stadium
1960	Tulsa	26-16	Rice Stadium
1961	Houston	14-2	Skelly Stadium
1962	Houston	35-31	Rice Stadium
1963	Tulsa	22-21	Skelly Stadium
1964	Tulsa	31-23	Rice Stadium
1965	Tulsa	14-0	Astrodome
1966	Houston	73-14	Astrodome
1967	Tulsa	22-13	Skelly Stadium
1968	Houston	100-6	Astrodome
1969	Houston	47-14	Skelly Stadium
1970	Houston	21-9	Astrodome
1972	Houston	21-0	Skelly Stadium
1973	Houston	36-16	Astrodome
1974	Tulsa	30-14	Skelly Stadium
1975	Houston	42-30	Astrodome
1985	Tulsa	31-24	Skelly Stadium
1986	Tulsa	24-14	Astrodome
1988	Houston	82-28	Astrodome
1992	Tulsa	28-25	Skelly Stadium
1993	Tulsa	38-24	Astrodome
2005	Tulsa	30-23	Skelly Stadium
2006	Houston	27-10	Robertson Stadium
	Tulsa	56-7	Skelly Stadium
2008	Houston	70-30	Robertson Stadium
2009	Houston	46-45	H.A. Chapman Stadium
2010	Tulsa	28-25	Robertson Stadium
2011	Houston	48-16	H.A. Chapman Stadium
2012	Tulsa	41-7	Robertson Stadium
2014	Houston	38-28	TDECU Stadium
2015	Houston	38-24	H.A. Chapman Stadium
2016	Houston	38-31	TDECU Stadium

MEMPHIS VS. NAVY

Navy leads, 2-0 (American: Navy, 2-0)

2015	Navy	45-20	Liberty Bowl Stadium
2016	Navy	42-28	Navy-Marine Corps Stadium

MEMPHIS VS. USF

Memphis leads, 5-4 (American: Memphis, 3-1)

2001	Memphis	17-9	Liberty Bowl Stadium
2002	USF	31-28	Raymond James Stadium
2003	USF	21-16	Liberty Bowl Stadium
2004	Memphis	31-15	Raymond James Stadium
2008	USF	41-14	Tropicana Field
2013	Memphis	23-10	Raymond James Stadium
2014	Memphis	31-20	Liberty Bowl Stadium
2015	Memphis	24-17	Raymond James Stadium
2016	USF	49-42	Liberty Bowl Stadium

MEMPHIS VS. SMU

Memphis leads, 6-3 (American: Memphis, 3-1)

1976	Memphis	27-13	Liberty Bowl Stadium
2007	Memphis	3ot 55-52	Liberty Bowl Stadium
2008	Memphis	31-26	Gerald J. Ford Stadium
2009	SMU	42-0	Liberty Bowl Stadium
2012	SMU	44-13	Gerald J. Ford Stadium
2013	SMU	34-29	Liberty Bowl Stadium
2014	Memphis	48-10	Gerald J. Ford Stadium
2015	Memphis	63-0	Liberty Bowl Stadium
2016	Memphis	51-7	Gerald J. Ford Stadium

MEMPHIS VS. TEMPLE

Tied, 2-2 (American: Tied, 2-2)

2013	Temple	41-21	Liberty Bowl Stadium
2014	Memphis	16-13	Lincoln Financial Field
2015	Temple	31-12	Lincoln Financial Field
2016	Memphis	34-27	Liberty Bowl Stadium

MEMPHIS VS. TULANE

Memphis leads, 21-11-1 (American: Memphis, 3-0)

1954	Tie	13-13	Tulane Stadium
1976	Memphis	14-7	Louisiana Superdome
1977	Memphis	27-9	Liberty Bowl Stadium
1978	Tulane	41-24	Louisiana Superdome
1980	Tulane	21-16	Louisiana Superdome
1981	Tulane	24-7	Liberty Bowl Stadium
1982	Tulane	17-10	Louisiana Superdome
1983	Memphis	28-25	Liberty Bowl Stadium
1984	Tulane	14-9	Louisiana Superdome
1985	Memphis	38-21	Liberty Bowl Stadium
1986	Tulane	15-6	Louisiana Superdome
1987	Memphis	45-36	Liberty Bowl Stadium
1988	Tulane	20-19	Louisiana Superdome
1989	Tulane	38-34	Louisiana Superdome
1990	Memphis	21-14	Liberty Bowl Stadium
1992	Memphis	62-20	Louisiana Superdome
1994	Memphis	13-0	Liberty Bowl Stadium
1995	Memphis	23-8	Louisiana Superdome
1996	Memphis	17-10	Liberty Bowl Stadium
1997	Tulane	26-14	Louisiana Superdome
1998	Tulane	41-31	Liberty Bowl Stadium
1999	Memphis	49-7	Louisiana Superdome
2000	Tulane	37-14	Louisiana Superdome
2002	Memphis	38-10	Liberty Bowl Stadium
2003	Memphis	41-9	Louisiana Superdome
2004	Memphis	49-24	Liberty Bowl Stadium
2007	Memphis	28-27	Louisiana Superdome
2008	Memphis	45-6	Liberty Bowl Stadium
2011	Memphis	33-17	Louisiana Superdome
2012	Memphis	37-23	Liberty Bowl Stadium
2014	Memphis	38-7	Yulman Stadium
2015	Memphis	41-13	Liberty Bowl Stadium
2016	Memphis	24-14	Yulman Stadium

MEMPHIS VS. TULSA

Memphis leads, 16-11 (American: Memphis, 2-1)

1961	Memphis	48-12	Skelly Stadium
1963	Memphis	28-15	Skelly Stadium
1964	Tulsa	19-7	Skelly Stadium
1965	Tulsa	32-28	Skelly Stadium
1966	Memphis	6-0	Liberty Bowl Stadium
1968	Memphis	32-6	Skelly Stadium
1969	Memphis	42-24	Liberty Bowl Stadium
1970	Tulsa	27-12	Skelly Stadium
1972	Memphis	49-21	Liberty Bowl Stadium
1973	Memphis	28-16	Liberty Bowl Stadium
1975	Memphis	16-14	Skelly Stadium
1976	Tulsa	16-14	Skelly Stadium
1987	Memphis	14-0	Skelly Stadium
1988	Memphis	26-20	Liberty Bowl Stadium
1990	Memphis	22-10	Skelly Stadium
1991	Tulsa	33-28	Liberty Bowl Stadium
1992	Memphis	30-25	Skelly Stadium
1993	Tulsa	23-19	Liberty Bowl Stadium
1994	Memphis	42-18	Skelly Stadium
1995	Memphis	10-7	Liberty Bowl Stadium
2005	Tulsa	ot 37-31	Skelly Stadium
2006	Tulsa	35-14	Liberty Bowl Stadium
2009	Tulsa	ot 33-30	H.A. Chapman Stadium
2010	Tulsa	48-7	Liberty Bowl Stadium
2014	Memphis	40-20	Liberty Bowl Stadium
2015	Memphis	66-42	H.A. Chapman Stadium
2016	Tulsa	59-30	Liberty Bowl Stadium

SERIES HISTORIES

NAVY VS. USF

Tied, 1-1 (American: Tied, 1-1)

2015	Navy	29-17	Navy-Marine Corps Stadium
2016	USF	52-45	Raymond James Stadium

NAVY VS. SMU

Navy leads, 11-7 (American: Navy, 2-0)

1930	SMU	20-7	Municipal Stadium
1931	SMU	13-6	Thompson Stadium
1959	SMU	20-7	Cotton Bowl
1960	Navy	26-7	Dyster Bowl
1963	SMU	32-28	Cotton Bowl
1966	SMU	21-3	Cotton Bowl
1993	SMU	42-13	Navy-Marine Corps Stadium
1995	Navy	33-2	Ownby Stadium
1996	Navy	19-17	Navy-Marine Corps Stadium
1997	Navy	46-16	Cotton Bowl
1998	SMU	24-11	Navy-Marine Corps Stadium
2002	Navy	38-7	Gerald J. Ford Stadium
2008	Navy	34-7	Navy-Marine Corps Stadium
2009	Navy	ot 38-35	Gerald J. Ford Stadium
2010	Navy	28-21	Navy-Marine Corps Stadium
2011	Navy	24-17	Gerald J. Ford Stadium
2015	Navy	55-14	Navy-Marine Corps Stadium
2016	Navy	75-31	Gerald J. Ford Stadium

NAVY VS. TEMPLE

Tied, 6-6 (American: Temple 1-0)

1988	Temple	12-7	Navy-Marine Corps Stadium
1991	Temple	21-14	Veterans Stadium
1997	Navy	49-17	Navy-Marine Corps Stadium
2000	Temple	17-6	Navy-Marine Corps Stadium
2001	Temple	45-26	Veterans Stadium
2005	Navy	38-17	Navy-Marine Corps Stadium
2006	Navy	42-6	Navy-Marine Corps Stadium
2007	Navy	30-19	Lincoln Financial Field
2008	Navy	ot 33-27	Navy-Marine Corps Stadium
2009	Temple	27-24	Navy-Marine Corps Stadium
2014	Navy	31-24	Lincoln Financial Field
2016	Temple	34-10	Navy-Marine Corps Stadium

NAVY VS. TULANE

Tulane leads, 11-9-1 (American: Navy, 2-0)

1949	Tie	21-21	Tulane Stadium
1950	Tulane	27-0	Memorial Stadium
1956	Tulane	21-6	Tulane Stadium
1958	Tulane	14-6	Norfolk, Va.
1973	Tulane	17-15	Tulane Stadium
1991	Tulane	34-7	Louisiana Superdome
1992	Navy	20-17	Navy-Marine Corps Stadium
1993	Tulane	27-25	Louisiana Superdome
1994	Navy	17-15	Louisiana Superdome
1995	Navy	35-7	Navy-Marine Corps Stadium
1996	Navy	35-21	Navy-Marine Corps Stadium
1998	Tulane	42-24	Louisiana Superdome
1999	Navy	45-21	Navy-Marine Corps Stadium
2000	Tulane	50-38	Louisiana Superdome
2001	Tulane	42-28	Navy-Marine Corps Stadium
2002	Tulane	51-30	Louisiana Superdome
2003	Navy	35-17	Navy-Marine Corps Stadium
2004	Tulane	42-10	Louisiana Superdome
2005	Navy	49-21	Navy-Marine Corps Stadium
2015	Navy	31-14	Navy-Marine Corps Stadium
2016	Navy	21-14	Yulman Stadium

NAVY VS. TULSA

Navy leads, 3-1 (American: Navy, 2-0)

2004	Navy	29-0	Skelly Stadium
2006	Tulsa	ot 24-23	Navy-Marine Corps Stadium
2015	Navy	44-21	H.A. Chapman Stadium
2016	Navy	42-40	Navy-Marine Corps Stadium

USF VS. SMU

USF leads, 3-1 (American: USF, 3-1)

2013	SMU	16-6	Raymond James Stadium
2014	USF	14-13	Gerald J. Ford Stadium
2015	USF	38-14	Raymond James Stadium
2016	USF	35-27	Gerald J. Ford Stadium

USF VS. TEMPLE

Temple leads, 2-1 (American: Tied, 1-1)

2012	Temple	37-28	Lincoln Financial Field
2015	USF	44-23	Raymond James Stadium
2016	Temple	46-30	Lincoln Financial Field

USF VS. TULANE

No games

USF VS. TULSA

USF leads, 1-0 (American: USF, 1-0)

2014	USF	38-30	H.A. Chapman Stadium
------	-----	-------	----------------------

SMU VS. TEMPLE

Temple leads, 2-1-2 (American: Temple, 2-1)

1942	Tie	6-6	Temple Stadium
1946	Tie	7-7	Ownby Stadium
2013	SMU	59-49	Gerald J. Ford Stadium
2015	Temple	60-40	Gerald J. Ford Stadium
2016	Temple	45-20	Lincoln Financial Field

SMU VS. TULANE

Tulane leads, 13-10 (American: SMU, 2-0)

1943	Tulane	12-6	Tulane Stadium
1944	Tulane	27-7	Tulane Stadium
1945	Tulane	19-7	Tulane Stadium
1977	SMU	28-23	Cotton Bowl
1979	Tulane	24-17	Louisiana Superdome
1980	SMU	31-21	Louisiana Superdome
1982	SMU	51-7	Texas Stadium
1990	Tulane	43-7	Louisiana Superdome
1991	SMU	31-17	Louisiana Superdome
1992	Tulane	13-12	Ownby Stadium
1998	Tulane	31-21	Cotton Bowl
1999	Tulane	53-19	Louisiana Superdome
2000	Tulane	29-17	Gerald J. Ford Stadium
2005	Tulane	31-10	Gerald J. Ford Stadium
2006	SMU	33-28	Louisiana Superdome
2007	Tulane	ot 41-34	Gerald J. Ford Stadium
2008	Tulane	34-27	Louisiana Superdome
2009	SMU	26-21	Gerald J. Ford Stadium
2010	SMU	31-17	Louisiana Superdome
2011	SMU	45-24	Gerald J. Ford Stadium
2012	Tulane	27-26	Mercedes-Benz Superdome
2015	SMU	49-21	Gerald J. Ford Stadium
2016	SMU	35-31	Yulman Stadium

SMU VS. TULSA

SMU leads, 13-10 (American: Tulsa, 3-0)

1935	SMU	14-0	Skelly Stadium
1943	Tulsa	20-7	Ownby Stadium
1991	Tulsa	31-26	Ownby Stadium
1996	SMU	17-10	Cotton Bowl
1997	SMU	42-41	Skelly Stadium
1998	SMU	33-3	Cotton Bowl
1999	SMU	28-14	Skelly Stadium
2000	SMU	24-20	Gerald J. Ford Stadium
2001	SMU	24-14	Skelly Stadium
2002	SMU	24-21	Gerald J. Ford Stadium
2003	Tulsa	35-16	Skelly Stadium
2004	SMU	ot 41-35	Gerald J. Ford Stadium
2005	Tulsa	20-13	Skelly Stadium
2006	SMU	34-24	Gerald J. Ford Stadium
2007	Tulsa	29-23	H.A. Chapman Stadium
2008	Tulsa	37-31	Gerald J. Ford Stadium
2009	SMU	27-13	H.A. Chapman Stadium
2010	SMU	21-18	Gerald J. Ford Stadium
2011	Tulsa	38-7	H.A. Chapman Stadium
2012	SMU	35-27	Gerald J. Ford Stadium
2014	Tulsa	38-28	H.A. Chapman Stadium
2015	Tulsa	40-31	Gerald J. Ford Stadium
2016	Tulsa	ot 43-40	H.A. Chapman Stadium

TEMPLE VS. TULANE

Temple leads, 3-1 (American: Temple, 3-0)

1935	Tulane	20-14	Tulane Stadium
2014	Temple	10-3	Yulman Stadium
2015	Temple	49-10	Lincoln Financial Field
2016	Temple	31-0	Yulman Stadium

TEMPLE VS. TULSA

Tulsa leads, 2-1 (American: Temple, 1-0)

1987	Tulsa	24-17	Veterans Stadium
1988	Tulsa	15-10	Skelly Stadium
2014	Temple	35-24	Lincoln Financial Field

TULANE VS. TULSA

Tulsa leads, 11-2 (American: Tulsa, 3-0)

1968	Tulane	25-15	Tulane Stadium
2005	Tulsa	38-14	Malone Stadium
2006	Tulsa	38-3	Skelly Stadium
2007	Tulsa	49-25	Louisiana Superdome
2008	Tulsa	56-7	H.A. Chapman Stadium
2009	Tulsa	37-13	Louisiana Superdome
2010	Tulsa	52-24	H.A. Chapman Stadium
2011	Tulsa	31-3	Louisiana Superdome
2012	Tulsa	45-10	H.A. Chapman Stadium
2013	Tulane	14-7	Mercedes-Benz Superdome
2014	Tulsa	3ot 38-31	H.A. Chapman Stadium
2015	Tulsa	45-34	Yulman Stadium
2016	Tulsa	50-27	H.A. Chapman Stadium

HEISMAN MEMORIAL TROPHY

Originally presented in 1935 as the DAC Trophy by the Downtown Athletic Club to the best college player east of the Mississippi River. In 1936, players across the country were eligible and the award was renamed the Heisman Memorial Trophy. The award goes to the outstanding college football player


2016	Lamar Jackson, Louisville, QB
2015	Derrick Henry, Alabama, RB
2014	Marcus Mariota, Oregon, QB
2013	Jameis Winston, Florida State, QB
2012	Johnny Manziel, Texas A&M, QB
2011	Robert Griffin III, Baylor, QB
2010	Cam Newton, Auburn, QB
2009	Mark Ingram, Alabama, RB
2008	Sam Bradford, Oklahoma, QB
2007	Tim Tebow, Florida, QB
2006	Troy Smith, Ohio State, QB
2005	Reggie Bush, USC, RB
2004	Matt Leinart, USC, QB
2003	Jason White, Oklahoma, QB
2002	Carson Palmer, USC, QB
2001	Eric Crouch, Nebraska, QB
2000	Chris Weinke, Florida State, QB
1999	Ron Dayne, Wisconsin, RB
1998	Ricky Williams, Texas, RB
1997	Charles Woodson, Michigan, DB
1996	Danny Wuerffel, Florida, QB
1995	Eddie George, Ohio State, RB
1994	Rashaan Salaam, Colorado, RB
1993	Charlie Ward, Florida State, QB
1992	Gino Torretta, Miami, QB
1991	Desmond Howard, Michigan, WR
1990	Ty Detmer, Brigham Young, QB
1989	Andre Ware, Houston, QB
1988	Barry Sanders, Oklahoma State, RB
1987	Tim Brown, Notre Dame, WR
1986	Vinny Testaverde, Miami, QB
1985	Bo Jackson, Auburn, RB
1984	Doug Flutie, Boston College, QB
1983	Mike Rozier, Nebraska, HB
1982	Herschel Walker, Georgia, HB
1981	Marcus Allen, USC, HB

HEISMAN TROPHY WINNERS

American Athletic Conference member institutions have produced four winners of college football's highest individual honor.



Doak Walker, SMU • 1948



Roger Staubach, Navy • 1963



Joe Bellino, Navy • 1960



Andre Ware, Houston • 1989

1980	George Rogers, South Carolina, HB
1979	Charles White, USC, HB
1978	Billy Sims, Oklahoma, HB
1977	Earl Campbell, Texas, HB
1976	Tony Dorsett, Pittsburgh, HB
1975	Archie Griffin, Ohio State, HB
1974	Archie Griffin, Ohio State, HB
1973	John Cappelletti, Penn State, HB
1972	Johnny Rodgers, Nebraska, FL
1971	Pat Sullivan, Auburn, QB
1970	Jim Plunkett, Stanford, QB
1969	Steve Owens, Oklahoma, HB
1968	O.J. Simpson, USC, HB
1967	Gary Beban, UCLA, QB
1966	Steve Spurrier, Florida, QB
1965	Mike Garrett, USC, HB
1964	John Huarte, Notre Dame, QB
1963	Roger Staubach, Navy, QB
1962	Terry Baker, Oregon State, QB
1961	Ernie Davis, Syracuse, HB
1960	Joe Bellino, Navy, HB
1959	Billy Cannon, LSU, HB
1958	Pete Dawkins, Army, HB
1957	John David Crow, Texas A&M, HB
1956	Paul Hornung, Notre Dame, QB
1955	Howard Cassidy, Ohio State, HB
1954	Alan Ameche, Wisconsin, FB
1953	Johnny Lattner, Notre Dame, HB
1952	Billy Vessels, Oklahoma, HB
1951	Dick Kazmaier, Princeton, HB
1950	Vic Janowicz, Ohio State, HB
1949	Leon Hart, Notre Dame, E
1948	Doak Walker, SMU, HB
1947	John Lujack, Notre Dame, QB
1946	Glenn Davis, Army, HB
1945	Doc Blanchard, Army, FB
1944	Les Horvath, Ohio State, QB
1943	Angelo Bertelli, Notre Dame, QB
1942	Frank Sinkwich, Georgia, HB
1941	Bruce Smith, Minnesota, HB
1940	Tom Harmon, Michigan, HB
1939	Nile Kinnick, Iowa, HB
1938	Davey O'Brien, TCU, QB

1937	Clint Frank, Yale, HB
1936	Larry Kelley, Yale, E
1935	Jay Berwanger, Chicago, HB

WILLIAM V. CAMPBELL TROPHY

Formerly known as the Vincent dePaul Draddy Trophy, the award recognizes the scholar-athlete who most fully represents the ideals of The National Football Foundation. The award was presented for the first time in 1990 and is given to the top scholar-athlete in football, both academically and on the field.

2016	Zach Terrell, Western Michigan, QB
2015	Ty Darlington, Oklahoma, C
2014	David Helton, Duke, LB
2013	John Urschel, Penn State, OG
2012	Barrett Jones, Alabama, C
2011	Andrew Rodriguez, Army, LB
2010	Sam Acho, Texas, DE
2009	Tim Tebow, Florida, QB
2008	Alex Mack, California, C
2007	Dallas Griffin, Texas, C
2006	Brian Leonard, Rutgers, FB
2005	Rudy Niswanger, LSU, OL
2004	Michael Munoz, Tennessee, OL
2003	Craig Krenzel, Ohio State, QB
2002	Brandon Roberts, Washington (Mo.)
2001	Joaquin Gonzalez, Miami, OT
2000	Kyle Vanden Bosch, Nebraska, DE
1999	Chad Pennington, Marshall, QB
1998	Matt Stinchcomb, Georgia, OL
1997	Peyton Manning, Tennessee, QB
1996	Danny Wuerffel, Florida, QB
1995	Bobby Hoying, Ohio State, QB
1994	Robert B. Zatechka, Nebraska, OT
1993	Thomas D. Burns, Virginia
1992	Jim Hansen, Colorado
1991	Brad Culpepper, Florida
1990	Chris Howard, Air Force

OUTLAND TROPHY

Honoring the outstanding interior lineman in the nation, first presented in 1946 by the Football Writers Association of America. The award is named for its benefactor, Dr. John H. Outland.

2016	Cam Robertson, Alabama, OG
2015	Josh Garnett, Stanford, OG
2014	Brandon Scherff, Iowa, OT
2013	Aaron Donald, Pittsburgh, DT
2012	Luke Joeckel, Texas A&M, OT
2011	Barrett Jones, Alabama, OT
2010	Gabe Carimi, Wisconsin, OT
2009	Ndamukong Suh, Nebraska, DT
2008	Andre Smith, Alabama, OT
2007	Glenn Dorsey, LSU, DT
2006	Joe Thomas, Wisconsin, OL
2005	Greg Eslinger, Minnesota, OL
2004	Jammal Brown, Oklahoma, DL
2003	Robert Gallery, Iowa, OT
2002	Rien Long, Washington State, DT
2001	Bryant McKinnie, Miami, OT
2000	John Henderson, Tennessee, DT
1999	Chris Samuels, Alabama, OT
1998	Kris Farris, UCLA, OG
1997	Aaron Taylor, Nebraska, OG
1996	Orlando Pace, Ohio State, OT
1995	Jonathan Ogden, UCLA, OT
1994	Zach Wiegert, Nebraska, OT
1993	Rob Waldrop, Arizona, NG
1992	Will Shields, Nebraska, G
1991	Steve Entman, Washington, DT
1990	Russell Maryland, Miami, DT
1989	Mohammed Elewonibi, Brigham Young, G
1988	Tracy Rucker, Auburn, DT
1987	Chad Hennings, Air Force, DT
1986	Jason Buck, Brigham Young, DT
1985	Mike Ruth, Boston College, NG
1984	Bruce Smith, Virginia Tech, DT
1983	Dean Steinkuhler, Nebraska, G
1982	Dave Rimington, Nebraska, C
1981	Dave Rimington, Nebraska, C

NATIONAL AWARDS

1980 Mark May, Pittsburgh, OT
 1979 Jim Ritcher, North Carolina State, C
 1978 Greg Roberts, Oklahoma, G
 1977 Brad Shearer, Texas, DT
 1976 Ross Browner, Notre Dame, DE
 1975 Lee Roy Selmon, Oklahoma, DT
 1974 Randy White, Maryland, DE
 1973 John Hicks, Ohio State, OT
 1972 Rich Glover, Nebraska, MG
 1971 Larry Jacobson, Nebraska, DT
 1970 Jim Stillwagon, Ohio State, MG
 1969 Mike Reid, Penn State, DT
 1968 Bill Stanfill, Georgia, T
 1967 Ron Yary, USC, T
 1966 Loyd Phillips, Arkansas, T
 1965 Tommy Nobis, Texas, G
 1964 Steve DeLong, Tennessee, T
 1963 Scott Appleton, Texas, T
 1962 Bobby Bell, Minnesota, T
 1961 Merlin Olsen, Utah State, T
 1960 Tom Brown, Minnesota, G
 1959 Mike McGee, Duke, T
 1958 Zeke Smith, Auburn, G
 1957 Alex Karras, Iowa, T
 1956 Jim Parker, Ohio State, G
 1955 Calvin Jones, Iowa, G
 1954 Bill Brooks, Arkansas, G
 1953 J.D. Roberts, Oklahoma, G
 1952 Dick Modzelewski, Maryland, T
 1951 Jim Weatherall, Oklahoma, T
 1950 Bob Goin, Kentucky, T
 1949 Ed Bagdon, Michigan State, G
 1948 Bill Fischer, Notre Dame, G
 1947 Joe Steffy, Army, G
 1946 George Connor, Notre Dame, T

FWAA BRONKO NAGURSKI AWARD

Honoring the nation's top defensive player as selected by the Football Writers Association of America. The award, presented by The Charlotte Touchdown Club, was introduced in 1993 and formally took on the name of 1920's Minnesota All-American in 1995.

2016 Jonathan Allen, Alabama, DE
2015 TYLER MATAKEVICH, TEMPLE, LB
 2014 Scooby Wright, Arizona, LB
 2013 Aaron Donald, Pittsburgh, DT
 2012 Manti Te'o, Notre Dame, LB
 2011 Luke Kuechly, Boston College, LB
 2010 Da'Quan Bowers, Clemson, DE
 2009 Ndamukong Suh, Nebraska, DT
 2008 Brian Drakpo, Texas, DE
 2007 Glenn Dorsey, LSU, DT
 2006 James Laurinaitis, Ohio St., LB
 2005 Elvis Dumerville, Louisville, DE
 2004 Derrick Johnson, Texas, LB
 2003 Derrick Strait, Oklahoma, DB
 2002 Terrell Suggs, Arizona State, DE
 2001 Roy Williams, Oklahoma, DB
 2000 Dan Morgan, Miami, LB
 1999 Corey Moore, Virginia Tech, DE
 1998 Champ Bailey, Georgia, CB
 1997 Charles Woodson, Michigan, DB
 1996 Pat Fitzgerald, Northwestern, DT
 1995 Pat Fitzgerald, Northwestern, NG
 1994 Warren Sapp, Miami, DT
 1993 Rob Waldrop, Arizona, NG

ROTARY LOMBARDI AWARD

Honoring the outstanding college lineman of the year, first presented in 1970 by the Rotary Club of Houston. The award is named after professional football coach Vince Lombardi, a member of the legendary "Seven Blocks of Granite" at Fordham, in the 1930s.

2016 Jonathan Allen, Alabama, DE
 2015 Carl Nassib, Penn State, DE
 2014 Scooby Wright, Arizona, LB
 2013 Aaron Donald, Pittsburgh, DT
 2012 Manti Te'o, Notre Dame, LB
 2011 Luke Kuechly, Boston College, LB
 2010 Nick Fairly, Auburn, DT

2009 Ndamukong Suh, Nebraska, DT
 2008 Brian Drakpo, Texas, DE
 2007 Glenn Dorsey, LSU, DT
 2006 LaMarr Woodley, Michigan, DL
 2005 A.J. Hawk, Ohio State, LB
 2004 David Pollack, Georgia, DE
 2003 Tommie Harris, Oklahoma, DE
 2002 Terrell Suggs, Arizona State, DE
 2001 Julius Peppers, North Carolina, DE
 2000 Jamal Reynolds, Florida State, DE
 1999 Corey Moore, Virginia Tech, DE
 1998 Dat Nguyen, Texas A&M, LB
 1997 Grant Wistrom, Nebraska, DE
 1996 Orlando Pace, Ohio State, OT
 1995 Orlando Pace, Ohio State, OT
 1994 Warren Sapp, Miami, DT
 1993 Aaron Taylor, Notre Dame, OT
 1992 Marvin Jones, Florida State, LB
 1991 Steve Emtman, Washington, DT
 1990 Chris Zorich, Notre Dame, NT
 1989 Percy Snow, Michigan State, LB
 1988 Tracy Rocker, Auburn, DT
 1987 Chris Spielman, Ohio State, LB
 1986 Cornelius Bennett, Alabama, LB
 1985 Tony Casillas, Oklahoma, NG
 1984 Tony Degrate, Texas, DT
 1983 Dean Steinkuhler, Nebraska, G
 1982 Dave Rimington, Nebraska, C
 1981 Kenneth Sims, Texas, DT
 1980 Hugh Green, Pittsburgh, DE
 1979 Brad Budde, USC, G
 1978 Bruce Clark, Penn State, DT
 1977 Ross Browner, Notre Dame, DE
1976 Wilson Whitley, Houston, DT
 1975 Lee Roy Selmon, Oklahoma, DT
 1974 Randy White, Maryland, DT
 1973 John Hicks, Ohio State, OT
 1972 Rich Glover, Nebraska, MG
 1971 Walt Patulski, Notre Dame, DE
 1970 Jim Stillwagon, Ohio State, MG

MAXWELL AWARD

Honoring the nation's outstanding college football player, first presented in 1937 by the Maxwell Memorial Football Club of Philadelphia. The award is named after Robert "Tiny" Maxwell, a Philadelphia native who played on the University of Chicago as a lineman near the turn of the century.

2016 Lamar Jackson, Louisville, QB
 2015 Derrick Henry, Alabama, RB
 2014 Marcus Mariota, Oregon, QB
 2013 AJ McCarron, Alabama, QB
 2012 Manti Te'o, Notre Dame, LB
 2011 Andrew Luck, Stanford, QB
 2010 Cam Newton, Auburn, QB
 2009 Colt McCoy, Texas, QB
 2008 Tim Tebow, Florida, QB
 2007 Tim Tebow, Florida, QB
 2006 Brady Quinn, Notre Dame, QB
 2005 Vince Young, Texas, QB
 2004 Jason White, Oklahoma, QB
 2003 Eli Manning, Mississippi, QB
 2002 Larry Johnson, Penn State, RB
 2001 Ken Dorsey, Miami, QB
 2000 Drew Brees, Purdue, QB
 1999 Ron Dayne, Wisconsin, RB
 1998 Ricky Williams, Texas, RB
 1997 Peyton Manning, Tennessee, QB
 1996 Danny Wuerffel, Florida, QB
 1995 Eddie George, Ohio State, RB
 1994 Kerry Collins, Penn State, QB
 1993 Charlie Ward, Florida State, QB
 1992 Gino Torretta, Miami, QB
 1991 Desmond Howard, Michigan, WR
 1990 Ty Detmer, Brigham Young, QB
 1989 Anthony Thompson, Indiana, RB
 1988 Barry Sanders, Oklahoma State, RB
 1987 Don McPherson, Syracuse, QB
 1986 Vinny Testaverde, Miami, QB
 1985 Chuck Long, Iowa, QB
 1984 Doug Flutie, Boston College, QB

1983 Mike Rozier, Nebraska, RB
 1982 Hershel Walker, Georgia, RB
 1981 Marcus Allen, USC, RB
 1980 Hugh Green, Pittsburgh, DE
 1979 Charles White, USC, RB
 1978 Chuck Fusina, Penn State, QB
 1977 Ross Browner, Notre Dame, DE
 1976 Tony Dorsett, Pittsburgh, HB
 1975 Archie Griffin, Ohio State, RB
1974 Steve Joachim, Temple, QB
 1973 John Cappelletti, Penn State, RB
 1972 Brad VanPelt, Michigan State, DB
 1971 Ed Marinaro, Cornell, RB
 1970 Jim Plunkett, Stanford, QB
 1969 Mike Reid, Penn State, DT
 1968 O.J. Simpson, USC, RB
 1967 Gary Beban, UCLA, QB
 1966 Jim Lynch, Notre Dame, LB
 1965 Tommy Nobis, Texas, LB
 1964 Glenn Ressler, Penn State, C
1963 Roger Staubach, Navy, QB
 1962 Terry Baker, Oregon State, QB
 1961 Bob Ferguson, Ohio State, FB
1960 Joe Bellino, Navy, HB
 1959 Rich Lucas, Penn State, QB
 1958 Pete Dawkins, Army, HB
 1957 Bob Reifsnyder, Navy, T
 1956 Tommy McDonald, Oklahoma, HB
 1955 Howard Cassidy, Ohio State, HB
1954 Ron Beagle, Navy, E
 1953 Johnny Lattner, Notre Dame, HB
 1952 Johnny Lattner, Notre Dame, HB
 1951 Dick Kazmaier, Princeton, HB
 1950 Reds Bagnell, Pennsylvania, HB
 1949 Leon Hart, Notre Dame, E
 1948 Chuck Bednarik, Pennsylvania, C
1947 Doak Walker, SMU, HB
 1946 Charley Trippi, Georgia, HB
 1945 Doc Blanchard, Army, FB
 1944 Glenn Davis, Army, HB
 1943 Bob Odell, Pennsylvania, HB
 1942 Paul Gurnali, Columbia, QB
 1941 Bill Dudley, Virginia, HB
 1940 Tom Harmon, Michigan, HB
 1939 Nile Kinnick, Iowa, QB
 1938 Davey O'Brien, TCU, QB
 1937 Clint Frank, Yale, HB

WALTER CAMP AWARD

Honoring the nation's outstanding football player, first presented in 1937 by the Walter Camp Foundation in balloting by Division I-A coaches and sports information directors. The award is named after Walter Camp, one of the giants of football who introduced many of the innovations that led to the evolution to the American style of football.

2016 Lamar Jackson, Louisville, QB
 2015 Derrick Henry, Alabama, RB
 2014 Marcus Mariota, Oregon, QB
 2013 Jameis Winston, Florida State, QB
 2012 Manti Te'o, Notre Dame, LB
 2011 Andrew Luck, Stanford, QB
 2010 Cam Newton, Auburn, QB
 2009 Colt McCoy, Texas, QB
 2008 Colt McCoy, Texas, QB
 2007 Darren McFadden, Arkansas, RB
 2006 Troy Smith, Ohio State, QB
 2005 Reggie Bush, USC, QB
 2004 Matt Leinart, USC, QB
 2003 Larry Fitzgerald, Pittsburgh, WR
 2002 Larry Johnson, Penn State, RB
 2001 Eric Crouch, Nebraska, QB
 2000 Josh Heupel, Oklahoma, QB
 1999 Ron Dayne, Wisconsin, RB
 1998 Ricky Williams, Texas, RB
 1997 Charles Woodson, Michigan, DB
 1996 Danny Wuerffel, Florida, QB
 1995 Eddie George, Ohio State, RB
 1994 Rashaan Salaam, Colorado, RB
 1993 Charlie Ward, Florida State, QB
 1992 Gino Torretta, Miami, QB

- 1991 Desmond Howard, Michigan, WR
- 1990 Raghib Ismail, Notre Dame, WR
- 1989 Andre Ware, Houston, QB**
- 1988 Barry Sanders, Oklahoma State, RB
- 1987 Tim Brown, Notre Dame, WR
- 1986 Paul Palmer, Temple, RB**
- 1985 Lorenzo White, Michigan State, RB
- 1984 Keith Byars, Ohio State, RB
- 1983 Mike Rozier, Nebraska, HB
- 1982 John Elway, Stanford, QB
- 1981 Art Schlichter, Ohio State, QB
- 1980 Herschel Walker, Georgia, RB
- 1979 Charles White, Southern Cal, RB
- 1978 Chuck Fusina, Penn State, QB
- 1977 Earl Campbell, Texas, HB
- 1976 Tony Dorsett, Pittsburgh, RB
- 1975 Chuck Muncie, California, HB
- 1974 Anthony Davis, USC, HB
- 1973 John Cappelletti, Penn State, RB
- 1972 Greg Pruitt, Oklahoma, RB
- 1971 Ed Marinaro, Cornell, RB
- 1970 Ed Marinaro, Cornell, RB
- 1969 Archie Manning, Mississippi, QB
- 1968 O.J. Simpson, USC, HB
- 1967 Gary Beban, UCLA, QB
- 1966 Steve Spurrier, Florida, QB
- 1965 Jim Grabowski, Illinois, FB
- 1964 Jerry Rhome, Tulsa, QB**
- 1963 Roger Staubach, Navy, QB**
- 1962 Jerry Stovall, LSU, HB
- 1961 Ernie Davis, Syracuse, HB
- 1960 Joe Bellino, Navy, HB**
- 1959 Billy Cannon, LSU, HB
- 1958 Randy Duncan, Iowa, QB
- 1957 John David Crow, Texas A&M, HB
- 1956 Paul Hornung, Notre Dame, QB
- 1955 Howard Cassidy, Ohio State, HB
- 1954 Ralph Guglielmi, Notre Dame, QB
- 1953 Alan Ameche, Wisconsin, FB
- Bernie Faloney, Maryland, QB
- Paul Giel, Minnesota, HB
- Johnny Lattner, Notre Dame, HB
- Don McAuliffe, Michigan State, HB
- Dick Kazmaier, Princeton, HB
- 1950 Babe Parilli, Kentucky, QB
- 1949 Emil Sitko, Notre Dame, HB
- 1948 Charlie Justice, North Carolina, HB
- 1947 John Lujack, Notre Dame, QB
- 1946 Charley Trippi, Georgia, HB
- 1945 Doc Blanchard, Army, FB
- 1944 Glenn Davis, Army, FB
- 1943 Angelo Bertelli, Notre Dame, QB
- 1942 Frank Sinkwich, Georgia, HB
- 1941 Bill Dudley, Virginia, DB
- 1940 Tom Harmon, Michigan, HB
- 1939 Nile Kinnick, Iowa, HB
- 1938 Davey O'Brien, TCU, QB
- 1937 Marshall Goldberg, Pittsburgh, HB

BEDNARIK AWARD

First presented in 1995 to honor the nation's best collegiate defensive player by the Maxwell Football Club. The award is named after Chuck Bednarik, college and pro football Hall-of-Famer.

- 2016 Jonathan Allen, Alabama, DE
- 2015 TYLER MATAKEVICH, TEMPLE, LB**
- 2014 Scooby Wright, Arizona, LB
- 2013 Aaron Donald, Pittsburgh, DT
- 2012 Manti Te'o, Notre Dame, LB
- 2011 Tyrann Mathieu, LSU, CB
- 2010 Patrick Peterson, LSU, CB
- 2009 Ndamukong Suh, Nebraska, DT
- 2008 Rey Mauluga, USC, LB
- 2007 Dan Connor, Penn State, LB
- 2006 Paul Posluszny, Penn State, LB
- 2005 Paul Posluszny, Penn State, LB
- 2004 David Pollack, Georgia, DE
- 2003 Teddy Lehman, Oklahoma, LB
- 2002 E.J. Henderson, Maryland, LB
- 2001 Julius Peppers, North Carolina, DE
- 2000 Dan Morgan, Miami, LB

- 1999 LaVar Arrington, Penn State, LB
- 1998 Dat Nguyen, Texas A&M, LB
- 1997 Charles Woodson, Michigan, DB
- 1996 Pat Fitzgerald, Northwestern, LB
- 1995 Pat Fitzgerald, Northwestern, LB

BUTKUS AWARD

First presented in 1985 to honor the nation's best collegiate linebacker by the Downtown Athletic Club of Orlando, Fla. The award is named after Dick Butkus, two-time consensus All-American at Illinois and six-time all-pro linebacker with the Chicago Bears.

- 2016 Reuben Foster, Alabama
- 2015 Jaylon Smith, Notre Dame
- 2014 Eric Kendricks, UCLA
- 2013 C.J. Mosley, Alabama
- 2012 Manti Te'o, Notre Dame
- 2011 Luke Kuechly, Boston College
- 2010 Von Miller, Texas A&M
- 2009 Rolando McClain, Alabama
- 2008 Aaron Curry, Penn State
- 2007 James Laurinaitis, Ohio State
- 2006 Patrick Willis, Mississippi
- 2005 Paul Posluszny, Penn State
- 2004 Derrick Johnson, Texas
- 2003 Teddy Lehman, Oklahoma
- 2002 E.J. Henderson, Maryland
- 2001 Rocky Calmus, Oklahoma
- 2000 Dan Morgan, Miami
- 1999 LaVar Arrington, Penn State
- 1998 Chris Claiborne, USC
- 1997 Andy Katzenmoyer, Ohio State
- 1996 Matt Russell, Colorado
- 1995 Kevin Hardy, Illinois
- 1994 Dana Howard, Illinois
- 1993 Trev Alberts, Nebraska
- 1992 Marvin Jones, Florida State
- 1991 Erick Anderson, Michigan
- 1990 Alfred Williams, Colorado
- 1989 Percy Snow, Michigan State
- 1988 Derrick Thomas, Alabama
- 1987 Paul McGowan, Florida State
- 1986 Brian Bosworth, Oklahoma
- 1985 Brian Bosworth, Oklahoma

JIM THORPE AWARD

First presented in 1986 to honor the nation's best defensive back by the Jim Thorpe Athletic Club of Oklahoma City. The award is named after Jim Thorpe, Olympic champion, two-time consensus All-America halfback at Carlisle and professional football player.

- 2016 Adore Jackson, USC
- 2015 Desmond King, Iowa
- 2014 Gerod Holliman, Louisville
- 2013 Darqueze Dennard, Michigan State
- 2012 Jonathan Banks, Mississippi State
- 2011 Morris Claiborne, LSU
- 2010 Patrick Peterson, LSU
- 2009 Eric Berry, Tennessee
- 2008 Malcolm Jenkins, Ohio State
- 2007 Antoine Cason, Arizona
- 2006 Aaron Ross, Texas
- 2005 Michael Huff, Texas
- 2004 Carlos Rogers, Auburn
- 2003 Derrick Strait, Oklahoma
- 2002 Terence Newman, Kansas State
- 2001 Roy Williams, Oklahoma
- 2000 Jamar Fletcher, Wisconsin
- 1999 Tyrone Carter, Minnesota
- 1998 Antoine Winfield, Ohio State
- 1997 Charles Woodson, Michigan
- 1996 Lawrence Wright, Florida
- 1995 Greg Myers, Colorado State
- 1994 Chris Hudson, Colorado
- 1993 Antonio Langham, Alabama
- 1992 Deon Figures, Colorado
- 1991 Terrell Buckley, Florida State
- 1990 Darryll Lewis, Arizona
- 1989 Mark Carrier, USC
- 1988 Deion Sanders, Florida State

- 1987 Bennie Blades, Miami
- Rickey Dixon, Oklahoma
- 1986 Thomas Everett, Baylor

DAVEY O'BRIEN

NATIONAL QUARTERBACK AWARD

First presented in 1977 as the O'Brien Memorial Trophy to the outstanding player in the Southwest. In 1981, the Davey O'Brien Educational and Charitable Trust of Fort Worth, Texas renamed the award the Davey O'Brien National Quarterback Award. It now honors the nation's best quarterback.

- 2016 Deshaun Watson, Clemson
- 2015 Deshaun Watson, Clemson
- 2014 Marcus Mariota, Oregon
- 2013 Jameis Winston, Florida State
- 2012 Johnny Manziel, Texas A&M
- 2011 Robert Griffin III, Baylor
- 2010 Cam Newton, Auburn
- 2009 Colt McCoy, Texas
- 2008 Sam Bradford, Oklahoma
- 2007 Tim Tebow, Florida
- 2006 Troy Smith, Ohio State
- 2005 Vince Young, Texas
- 2004 Jason White, Oklahoma
- 2003 Jason White, Oklahoma
- 2002 Brad Banks, Iowa
- 2001 Eric Crouch, Nebraska
- 2000 Chris Weinke, Florida State
- 1999 Joe Hamilton, Georgia Tech
- 1998 Michael Bishop, Kansas State
- 1997 Peyton Manning, Tennessee
- 1996 Danny Wuerffel, Florida
- 1995 Danny Wuerffel, Florida
- 1994 Kerry Collins, Penn State
- 1993 Charlie Ward, Florida State
- 1992 Gino Torretta, Miami
- 1991 Ty Detmer, Brigham Young
- 1990 Ty Detmer, Brigham Young
- 1989 Andre Ware, Houston**
- 1988 Troy Aikman, UCLA
- 1987 Don McPherson, Syracuse
- 1986 Vinnie Testaverde, Miami
- 1985 Chuck Long, Iowa
- 1984 Doug Flutie, Boston College
- 1983 Steve Young, Brigham Young
- 1982 Todd Blackledge, Penn State
- 1981 Jim McMahon, Brigham Young
- 1980 Mike Singletary, Baylor, LB
- 1979 Mike Singletary, Baylor, LB
- 1978 Billy Sims, Oklahoma, RB
- 1977 Earl Campbell, Texas, RB

DOAK WALKER NATIONAL

RUNNING BACK AWARD

First presented in 1990 to honor the nation's best running back among Division I-A juniors or seniors who combine outstanding achievements on the field, in the classroom and in the community. Sponsored by the Southern Methodist Athletic Forum in Dallas, Texas, a \$10,000 scholarship is donated to the recipient's university in his name. The award is named after Doak Walker, SMU's three-time consensus All-America halfback and 1948 Heisman Trophy winner.

- 2015 D'Onta Foreman, Texas
- 2015 Derrick Henry, Alabama
- 2014 Melvin Gordon, Wisconsin
- 2013 Andre Williams, Boston College
- 2012 Montee Ball, Wisconsin
- 2011 Trent Richardson, Alabama
- 2010 LaMichael James, Oregon
- 2009 Toby Gerhart, Stanford
- 2008 Shonn Greene, Iowa
- 2007 Darren McFadden, Arkansas
- 2006 Darren McFadden, Arkansas
- 2005 Reggie Bush, USC
- 2004 Cedric Benson, Texas
- 2003 Chris Perry, Michigan
- 2002 Larry Johnson, Penn State
- 2001 Luke Staley, BYU

NATIONAL AWARDS

2000	LaDainian Tomlinson, TCU
1999	Ron Dayne, Wisconsin
1998	Ricky Williams, Texas
1997	Ricky Williams, Texas
1996	Byron Hanspard, Texas Tech
1995	Eddie George, Ohio State
1994	Rashaan Salaam, Colorado
1993	Byron Morris, Texas Tech
1992	Garrison Hearst, Georgia
1991	Trevor Cobb, Rice
1990	Greg Lewis, Washington

LOU GROZA COLLEGIATE PLACEKICKER AWARD

First presented in 1992 to honor the nation's top collegiate placekicker. Sponsored by the Palm Beach County Sports Authority in conjunction with the Orange Bowl Committee. The award is named after NFL Hall of Fame kicker Lou Groza.

2016	Zane Gonzalez, Arizona State
2015	Ka'imi Fairbairn, UCLA
2014	Brad Craddock, Maryland
2013	Roberto Aguayo, Florida State

2012 Cairo Santos, Tulane

2011	Randy Bullock, Texas A&M
2010	Dan Bailey, Oklahoma State
2009	Kai Forbath, UCLA
2008	Graham Gano, Florida State
2007	Thomas Weber, Arizona State
2006	Art Carmody, Louisville
2005	Alexis Serna, Oregon State
2004	Mike Nugent, Ohio State
2003	Jonathan Nichols, Mississippi
2002	Nate Kaeding, Iowa
2001	Seth Marler, Tulane

2000 Jonathan Ruffin, Cincinnati

1999	Sebastian Janikowski, Florida State
1998	Sebastian Janikowski, Florida State
1997	Martin Gramatica, Kansas State
1996	Marc Primanti, NC State
1995	Michael Reeder, TCU
1994	Steve McLaughlin, Arizona
1993	Judd Davis, Florida

1992 Joe Allison, Memphis

FRED BILETNIKOFF RECEIVER AWARD

First presented in 1994 to honor the nation's top collegiate pass receiver. Sponsored by the Downtown Athletic Club of Orlando, Florida. The award is named after Fred Biletnikoff, former Florida State All-America and Oakland Raider receiver, a member of both the College Football and Pro Football halls of fame.

2016	Dede Westbrook, Oklahoma
2015	Corey Coleman, Baylor
2014	Amari Cooper, Alabama
2013	Brandin Cooks, Oregon State
2012	Marqis Lee, USC
2011	Justin Blackmon, Oklahoma State
2010	Justin Blackmon, Oklahoma State
2009	Golden Tate, Notre Dame
2008	Michael Crabtree, Texas Tech
2007	Michael Crabtree, Texas Tech
2006	Calvin Johnson, Georgia Tech
2005	Mike Hass, Oregon State
2004	Braylon Edwards, Michigan
2003	Larry Fitzgerald, Pittsburgh
2002	Charles Rogers, Michigan State
2001	Josh Reed, LSU
2000	Antonio Bryant, Pittsburgh
1999	Troy Walters, Stanford
1998	Troy Edwards, Louisiana Tech
1997	Randy Moss, Marshall
1996	Marcus Harris, Wyoming
1995	Terry Glenn, Ohio State
1994	Bobby Engram, Penn State

JOHN MACKEY AWARD

First presented in 2000 to honor the nation's top collegiate tight end. Sponsored by the Nassau County Sports Commission. This award is named after former Syracuse and Baltimore Colts tight end John Mackey, regarded as the greatest tight end in NFL history.

2016	Jake Butt, Michigan
2015	Hunter Henry, Arkansas
2014	Nick O'Leary, Florida State
2013	Austin Seferian-Jenkins, Washington
2012	Tyler Eifert, Notre Dame
2011	Dwayne Allen, Clemson
2010	D.J. Williams, Arkansas
2009	Aaron Hernandez, Florida
2008	Chase Coffman, Missouri
2007	Fred Davis, USC
2006	Matt Spaeth, Minnesota
2005	Mercedes Lewis, UCLA
2004	Heath Miller, Virginia
2003	Kellen Winslow, Miami
2002	Dallas Clark, Iowa
2001	Daniel Graham, Colorado
2000	Tim Stratten, Purdue

RAY GUY AWARD

First presented in 2000 to honor the nation's top collegiate punter. Sponsored by the Greater Augusta Sports Council. This award is named after former Oakland Raiders all-pro punter Ray Guy.

2016	Mitch Wishnowsky, Utah
2015	Tom Hackett, Utah
2014	Tom Hackett, Utah
2013	TOM HORNSEY, MEMPHIS
2012	Ryan Allen, Louisiana Tech
2011	Ryan Allen, Louisiana Tech
2010	Chas Henry, Florida
2009	Drew Butler, Georgia
2008	Matt Fodge, Oklahoma State
2007	Durant Brooks, Georgia Tech
2006	Daniel Sepulveda, Baylor
2005	Ryan Plackemeier, Wake Forest
2004	Daniel Sepulveda, Baylor
2003	B.J. Sander, Ohio State
2002	Mark Mariscal, Colorado
2001	Travis Dorsch, Purdue
2000	Kevin Stemke, Wisconsin

RIMINGTON TROPHY

First presented in 2000 to honor the nation's top collegiate center. Presented by the Boomer Esiason Foundation. This award is named after former University of Nebraska center Dave Rimington.

2016	Pat Elflein, Ohio State
2015	Ryan Kelly, Alabama
2014	Reese Dismukes, Auburn
2013	Bryan Stork, Florida State
2012	Barrett Jones, Alabama
2011	David Molk, Michigan
2010	Jake Kirkpatrick, TCU
2009	Maurkice Pouncey, Florida
2008	A.Q. Shipley, Penn State
2007	Jonathan Luigs, Arkansas
2006	Dan Mozes, West Virginia
2005	Greg Eslinger, Minnesota
2004	Ben Wilkerson, LSU/ David Baas, Michigan
2003	Jake Grove, Virginia Tech
2002	Brett Romberg, Miami
2001	LeCharles Bentley, Ohio State
2000	Dominic Raiola, Nebraska

WEURFFEL TROPHY

First presented in 2005 to the college football player who best combines exemplary community service with academic and athletic achievement. Presented by the All Sports Association of Fort Walton Beach.

2016	Trevor Knight, QB, Texas A&M
2015	Ty Darlington, C, Oklahoma
2014	Deterrian Shackelford, LB, Mississippi
2013	Gabe Ikard, OL, Oklahoma
2012	Matt Barkley, QB, USC

2011	Barrett Jones, OT, Alabama
2010	Sam Acho, DE, Texas
2009	Tim Hiller, QB, Western Michigan
2008	Tim Tebow, QB, Florida
2007	Paul Smith, QB, Tulsa
2006	Joel Penton, DT, Ohio State
2005	Rudy Niswanger, C, LSU

PAUL "BEAR" BRYANT AWARD

First presented in 1957 to honor the nation's top collegiate head coach. Sponsored by the Touchdown Club of Houston and voted on by the National Sportscasters and Sportswriters Association. This award is named after Paul "Bear" Bryant, one of college football's winningest head coaches.

2016	Dabo Swinney, Clemson
2015	Dabo Swinney, Clemson
2014	Gary Patterson, TCU
2013	Gus Malzahn, Auburn
2012	Bill O'Brien, Penn State
2011	Mike Gundy, Oklahoma State
2010	Gene Chizik, Auburn
2009	Chris Petersen, Boise State
2008	Kyle Whittingham, Utah
2007	Mark Mangino, Kansas
2006	Chris Petersen, Boise State
2005	Mack Brown, Texas
2004	Tommy Tuberville, Auburn
2003	Nick Saban, LSU
2002	Jim Tressel, Ohio State
2001	Larry Coker, Miami
2000	Bob Stoops, Oklahoma
1999	Frank Beamer, Virginia Tech
1998	Bill Snyder, Kansas State
1997	Lloyd Carr, Michigan
1996	Bruce Snyder, Arizona State
1995	Gary Barnett, Northwestern
1994	Rick Brooks, Oregon
1993	Terry Bowden, Auburn
1992	Gene Stallings, Alabama
1991	Don James, Washington
1990	Bobby Ross, Georgia Tech
1989	Bill McCartney, Colorado
1988	Lou Holtz, Notre Dame
1987	Dick MacPherson, Syracuse
1986	Joe Paterno, Penn State
1985	Fisher DeBerry, Air Force
1984	La Vell Edwards, BYU
1983	Howard Schnellenberger, Miami
1982	Joe Paterno, Penn State
1981	Danny Ford, Clemson
1980	Vince Dooley, Georgia
1979	Earle Bruce, Ohio State
1978	Joe Paterno, Penn State
1977	Lou Holtz, Arkansas
1976	Johnny Majors, Pittsburgh
1975	Woody Hayes, Ohio State
1974	Grant Teaff, Baylor
1973	Johnny Majors, Pittsburgh
1972	John McKay, USC
1971	Bob Devaney, Nebraska
1970	Alex Agase, Northwestern
1969	Bo Schembechler, Michigan
1968	Woody Hayes, Ohio State
1967	John Pont, Indiana
1966	Tom Cahill, Army
1965	Duffy Daugherty, Michigan State
1964	Ara Parseghian, Notre Dame
1963	Darrell Royal, Texas
1962	John McKay, USC
1961	Darrell Royal, Texas
1960	Murry Warmath, Minnesota
1959	Ben Schwartzwalder, Syracuse
1958	Paul Dietzel, LSU
1957	Woody Hayes, Ohio State

EDDIE ROBINSON

COACH OF THE YEAR AWARD

First presented in 1957 to honor the nation's top collegiate head coach. Selected by the Football Writers Association of America. This award honors former Grambling State head coach Eddie Robinson, the winningest head coach in collage football history.

2016	Mike MacIntyre, Colorado
2015	Kirk Ferentz, Iowa
2014	Gary Patterson, TCU
2013	Gus Malzahn, Auburn
2012	Brian Kelly, Notre Dame
2011	Mike Gundy, Oklahoma State
2010	Chip Kelly, Oregon
2009	Gary Patterson, TCU
2008	Nick Saban, Alabama
2007	Mark Mangino, Kansas
2006	Greg Schiano, Rutgers
2005	Charlie Weis, Notre Dame
2004	Tommy Tuberville, Auburn
2003	Nick Saban, LSU
2002	Jim Tressel, Ohio State
2001	Ralph Friedgen, Maryland
2000	Bob Stoops, Oklahoma
1999	Frank Beamer, Virginia Tech
1998	Phillip Fulmer, Tennessee
1997	Mike Price, Washington State
1996	Bruce Snyder, Arizona State
1995	Gary Barnett, Northwestern
1994	Rick Brooks, Oregon
1993	Terry Bowden, Auburn
1992	Gene Stallings, Alabama
1991	Don James, Washington
1990	Bobby Ross, Georgia Tech
1989	Bill McCartney, Colorado
1988	Lou Holtz, Notre Dame
1987	Dick MacPherson, Syracuse
1986	Joe Paterno, Penn State
1985	Fisher DeBerry, Air Force
1984	La Vell Edwards, BYU
1983	Howard Schnellenberger, Miami
1982	Joe Paterno, Penn State
1981	Danny Ford, Clemson
1980	Vince Dooley, Georgia
1979	Earle Bruce, Ohio State
1978	Joe Paterno, Penn State
1977	Lou Holtz, Arkansas
1976	Johnny Majors, Pittsburgh
1975	Woody Hayes, Ohio State
1974	Grant Teaff, Baylor
1973	Johnny Majors, Pittsburgh
1972	John McKay, USC
1971	Bob Devaney, Nebraska
1970	Alex Agase, Northwestern
1969	Bo Schembechler, Michigan
1968	Woody Hayes, Ohio State
1967	John Pont, Indiana
1966	Tom Cahill, Army
1965	Duffy Daugherty, Michigan State
1964	Ara Parseghian, Notre Dame
1963	Darrell Royal, Texas
1962	John McKay, USC
1961	Darrell Royal, Texas
1960	Murry Warmath, Minnesota
1959	Ben Schwartzwalder, Syracuse
1958	Paul Dietzel, LSU
1957	Woody Hayes, Ohio State

CONSENSUS ALL-AMERICA

The following is a list of players from American Athletic Conference institutions who were consensus All-America (players who were accorded a majority of votes at their positions by the national selectors).

CINCINNATI

2000	Jonathan Ruffin, PK
2007	Kevin Huber, P
2008	Kevin Huber, P

HOUSTON

1967	Rich Stotter, OL
1969	Bill Bridges, OL
1970	Elmo Wright, E
1976	Wilson Whitley, DL
1980	Leonard Mitchell, DL
1988	Jason Phillips, WR
1989	Andre Ware, QB

EAST CAROLINA

1983	Terry Long, OL
1991	Robert Jones, LB
1999	Andrew Bayes, P

MEMPHIS

1992	Joe Allison, K
2013	TOM HORNSEY, P

NAVY

1907	Bill Dague, E
1908	Percy Northcroft, T
	Ed Lange, B
1911	Jack Dalton, B
1913	John Brown, G
1918	Lyman Perry, G
	Wolcott Roberts, B
1922	Wendell Taylor, T
1926	Frank Wickhorst, T
1928	Edward Burke, G
1934	Fred Borries, B
1943	Don Whitmire, T
1944	Don Whitmire, T
	Ben Chase, G
	Bob Jenkins, B
1945	Dick Duden, E
1954	Ron Beagle, E
1955	Ron Beagle, E
1960	Joe Bellino, B
1963	Roger Staubach, B
1975	Chet Moeller, DB
1983	Napoleon McCallum, RB
1985	Napoleon McCallum, RB

USF

2007	George Selvie, DE
------	-------------------

SMU

1935	JC Wetsel, L
	Bobby Wilson, B
1947	Doak Walker, B
1948	Doak Walker, B
1949	Doak Walker, B
1950	Kyle Rote, B
1951	Dick Hightower, L
1966	John Lagrone, DL
1968	Jerry Levias, E
1972	Robert Popelka, DB
1974	Louie Kelcher, DL
1978	Emanuel Tolbert, WR
1980	John Simmons, DB
1982	Eric Dickerson, RB
1983	Russell Carter, DB
1985	Reggie Dupard, RB

TEMPLE

1985	John Rienstra, OL
1986	Paul Palmer, RB
2015	TYLER MATAKEVICH, LB

TULANE

1931	Jerry Dalrymple, E
1932	Don Zimmerman, B
1939	Harley McCollum, L
2012	Cairo Santos, K

TULSA

1941	Ernie Blandin, L
1965	Howard Twilley, E
1991	Jerry Ostroski, OL

NATIONAL AWARDS

ACADEMIC ALL-AMERICA

Since 1952, Academic All-America teams have been selected by the College Sports Information Directors of America:

UCF

2007 Keith Shologan, DL

CINCINNATI

1979 Edward Koboves, OG
 1981 Kari Yli-Renko, OT
 1983 Jason Stargell, WR
 1989 Jeff Jones, P
 1990 Kyle Stroh, DL
 1991 Kris Bjorson, TE

UCONN

1973 Robert Bundy, OG
 1976 William Leahy, C
 Darryl Schwartz, RB
 1977 William Leahy, C
 1978 William Leahy, OL

EAST CAROLINA

2011 Matt Milner, DL
 2012 Matt Milner, DL
 2016 Zay Jones, WR

HOUSTON

1964 Horst Paul, E
 1976 Mark Mohr, DB, Kevin Rollwage, OT
 1977 Kevin Rollwage, OT
 1988 Keith Jenkins, DL

MEMPHIS

1992 Gary Bouldin, TE
 Pat Jansen, DL
 2007 Brandon Patterson, DB
 2016 Jake Elliott, K
 Daniel Montiel, TE

NAVY

1953 Steve Eisenhower, G
 1957 Tom Forrestal, QB
 1958 Joe Tranchini, B
 1969 Dan Pike, RB
 1974 Tim Harden, DE
 1979 Ted Dumbauld, LB
 1980 Ted Dumbauld, LB
 1983 Bill Weidenhammer, OL
 1999 Terrence Anderson, C
 2002 Grant Moody, OG
 2009 John Dowd, OG
 2010 John Dowd, OG
 2011 John Dowd, OG
 2012 Keegan Wetzell, LB
 2015 Thomas Wilson, WR
 E.K. Binns, OL

USF

2011 Chaz Hine, OL

SMU

1952 Dave Powell, E
 1953 Darrell Lafitte, G
 1954 Raymond Berry, E (Hall of Fame)
 1955 David Hawk, G
 1957 Tom Koenig, G
 1958 Tom Koenig, G
 1962 Raymond Schoenke, OL
 1966 John LaGrone, MG
 Lynn Thornhill, OG
 1968 Jerry Levias, DE
 1970 Vic Brittain, DT
 1972 Andy Duvall, DB
 Cleve Whitener, LB
 1981 Gordon McAdams, C
 1983 Brian O'Meara, T
 1985 Monte Goen, LB
 1986 Douglas Rice, OT
 1989 Mitchell Glieber, WR
 1992 James Brabham, DB
 2009 Mitch Enright, OL

TEMPLE


1973 Dwight Fulton, DB

TULANE

1970 David Hebert, DB
 1971 David Hebert, DB
 1978 Gerry Sheridan, OL
 1979 Rich Hontas, QB
 2009 Andre Anderson, RB
 2014 Sam Scofield, DB

TULSA

1964 Howard Twilley, E (Hall of Fame)
 1965 Howard Twilley, E
 1974 Mack Lancaster, DT
 1983 Brett White, RB
 1995 David Eldon Milwee, OL
 1996 Levi Gillen, DB
 1997 Levi Gillmen, DB
 2001 Drew McLaughlin, DL
 2002 Michael Dulaney, LB
 2005 Garrett Mills, TE
 2006 Paul Smith, QB
 2007 Paul Smith, QB



Jake Elliott, Memphis



E.K. Binns, Navy



Sam Scofield, Tulane

ASSOCIATED PRESS POLLS

1936	1940	1944	1948	1952	1956
1. Minnesota	1. Minnesota	1. Army	1. Michigan	1. Michigan State	1. Oklahoma
2. LSU	2. Stanford	2. Ohio State	2. Notre Dame	2. Georgia Tech	2. Tennessee
3. Pittsburgh	3. Michigan	3. Randolph Field	3. North Carolina	3. Notre Dame	3. Iowa
4. Alabama	4. Tennessee	4. NAVY	4. California	4. Oklahoma	4. Georgia Tech
5. Washington	5. Boston College	5. Bainbridge NTS	5. Oklahoma	5. USC	5. Texas A&M
6. Santa Clara	6. Texas A&M	6. Iowa Pre-Flight	6. Army	6. UCLA	6. Miami
7. Northwestern	7. Northwestern	7. USC	7. Northwestern	7. Mississippi	7. Michigan
8. Notre Dame	8. Nebraska	8. Michigan	8. Georgia	8. Tennessee	8. Syracuse
9. Nebraska	9. Mississippi State	9. Notre Dame	9. Oregon	9. Alabama	9. Michigan State
10. Pennsylvania	10. Washington	10. March Field	10. SMU	10. Texas	10. Oregon State
11. Duke	11. Santa Clara	11. Duke	11. Clemson	11. Wisconsin	11. Baylor
12. Yale	12. Fordham	12. Tennessee	12. Vanderbilt	12. TULSA	12. Minnesota
13. Dartmouth	13. Georgetown	13. Georgia Tech	13. TULANE	13. Maryland	13. Pittsburgh
14. Duquesne	14. Pennsylvania	14. Norman P-F	14. Michigan State	14. Syracuse	14. Texas Christian
15. Fordham	15. Cornell	15. Illinois	15. Mississippi	15. Florida	15. Ohio State
16. Texas Christian	16. SMU	16. El Toro Marines	16. Minnesota	16. Duke	16. NAVY
17. Tennessee	17. Hardin-Simmons	17. Great Lakes	17. William & Mary	17. Ohio State	17. George Washington
18. Arkansas	18. Duke	18. Fort Pierce	18. Penn State	18. Purdue	18. USC
19. NAVY	19. Lafayette	19. St. Mary's P-F	19. Cornell	19. Princeton	19. Clemson
20. Marquette		20. 2nd Air Force	20. Wake Forest	20. Kentucky	20. Colorado
1937	1941	1945	1949	1953	1957
1. Pittsburgh	1. Minnesota	1. Army	1. Notre Dame	1. Maryland	1. Auburn
2. California	2. Duke	2. Alabama	2. Oklahoma	2. Notre Dame	2. Ohio State
3. Fordham	3. Notre Dame	3. NAVY	3. California	3. Michigan State	3. Michigan State
4. Alabama	4. Texas	4. Indiana	4. Army	4. Oklahoma	4. Oklahoma
5. Minnesota	5. Michigan	5. Oklahoma State	5. Rice	5. UCLA	5. NAVY
6. Villanova	6. Fordham	6. Michigan	6. Ohio State	6. Rice	6. Iowa
7. Dartmouth	7. Missouri	7. St. Mary's (Calif.)	7. Michigan	7. Illinois	7. Mississippi
8. LSU	8. Duquesne	8. Pennsylvania	8. Minnesota	8. Georgia Tech	8. Rice
9. Notre Dame	9. Texas A&M	9. Notre Dame	9. LSU	9. Iowa	9. Texas A&M
10. Santa Clara	10. NAVY	10. Texas	10. Pacific	10. West Virginia	10. Notre Dame
11. Nebraska	11. Northwestern	11. USC	11. Kentucky	11. Texas	11. Texas
12. Yale	12. Oregon State	12. Ohio State	12. Cornell	12. Texas Tech	12. Arizona State
13. Ohio State	13. Ohio State	13. Duke	13. Villanova	13. Alabama	13. Tennessee
14. Holy Cross	14. Georgia	14. Tennessee	14. Maryland	14. Army	14. Mississippi State
15. Arkansas	15. Pennsylvania	15. LSU	15. Santa Clara	15. Wisconsin	15. NC State
16. Texas Christian	16. Mississippi State	16. Holy Cross	16. North Carolina	16. Kentucky	16. Duke
17. Colorado	17. Mississippi	17. TULSA	17. Tennessee	17. Auburn	17. Florida
18. Rice	18. Tennessee	18. Georgia	18. Princeton	18. Duke	18. Army
19. North Carolina	19. Washington State	19. Wake Forest	19. Michigan State	19. Stanford	19. Wisconsin
20. Duke	20. Alabama	20. Columbia	20. Missouri Baylor	20. Michigan	20. Virginia Military
1938	1942	1946	1950	1954	1958
1. Texas Christian	1. Ohio State	1. Notre Dame	1. Oklahoma	1. Ohio State	1. LSU
2. Tennessee	2. Georgia	2. Army	2. Army	2. UCLA	2. Iowa
3. Duke	3. Wisconsin	3. Georgia	3. Texas	3. Oklahoma	3. Army
4. Oklahoma	4. TULSA	4. UCLA	4. Tennessee	4. Notre Dame	4. Auburn
5. Notre Dame	5. Georgia Tech	5. Illinois	5. California	5. NAVY	5. Oklahoma
6. Carnegie Mellon	6. Notre Dame	6. Michigan	6. Princeton	6. Mississippi	6. Air Force
7. USC	7. Tennessee	7. Tennessee	7. Kentucky	7. Army	7. Wisconsin
8. Pittsburgh	8. Boston College	8. LSU	8. Michigan State	8. Maryland	8. Ohio State
9. Holy Cross	9. Michigan	9. North Carolina	9. Michigan	9. Wisconsin	9. Syracuse
10. Minnesota	10. Alabama	10. Rice	10. Clemson	10. Arkansas	10. Texas Christian
11. Texas Tech	11. Texas	11. Georgia Tech	11. Washington	11. Miami	11. Mississippi
12. Cornell	12. Stanford	12. Yale	12. Wyoming	12. West Virginia	12. Clemson
13. Alabama	13. UCLA	13. Pennsylvania	13. Illinois	13. Auburn	13. Purdue
14. California	14. William & Mary	14. Oklahoma	14. Ohio State	14. Duke	14. Florida
15. Fordham	15. Santa Clara	15. Texas	15. Miami	15. Michigan	15. South Carolina
16. Michigan	16. Auburn	16. Arkansas	16. Alabama	16. Virginia Tech	16. California
17. Northwestern	17. Washington State	17. TULSA	17. Nebraska	17. USC	17. Notre Dame
18. Villanova	18. Mississippi State	18. NC State	18. Washington & Lee	18. Baylor	18. SMU
19. TULANE	19. Holy Cross	19. Delaware	19. TULSA	19. Rice	19. Oklahoma State
20. Dartmouth	20. Minnesota Penn State	20. Indiana	20. TULANE	20. Penn State	20. Rutgers
1939	1943	1947*	1951	1955	1959
1. Texas A&M	1. Notre Dame	1. Notre Dame	1. Tennessee	1. Oklahoma	1. Syracuse
2. Tennessee	2. Iowa Pre-Flight	2. Michigan	2. Michigan State	2. Michigan State	2. Mississippi
3. USC	3. Michigan	3. SMU	3. Maryland	3. Maryland	3. LSU
4. Cornell	4. NAVY	4. Penn State	4. Illinois	4. UCLA	4. Texas
5. TULANE	5. Purdue	5. Texas	5. Georgia Tech	5. Ohio State	5. Georgia
6. Missouri	6. Great Lakes	6. Alabama	6. Princeton	6. Texas Christian	6. Wisconsin
7. UCLA	7. Duke	7. Pennsylvania	7. Stanford	7. Georgia Tech	7. Texas Christian
8. Duke	8. Del Monte P-F	8. USC	8. Wisconsin	8. Auburn	8. Washington
9. Iowa	9. Northwestern	9. North Carolina	9. Baylor	9. Notre Dame	9. Arkansas
10. Duquesne	10. March Field	10. Georgia Tech	10. Oklahoma	10. Mississippi	10. Alabama
11. Boston College	11. Army	11. Army	11. Texas Christian	11. Pittsburgh	11. Clemson
12. Clemson	12. Washington	12. Kansas	12. California	12. Michigan	12. Penn State
13. Notre Dame	13. Georgia Tech	13. Mississippi	13. Virginia	13. USC	13. Illinois
14. Santa Clara	14. Texas	14. William & Mary	14. San Francisco	14. Miami	14. USC
15. Ohio State	15. TULSA	15. California	15. Kentucky	15. Miami (Ohio)	15. Oklahoma
16. Georgia Tech	16. Dartmouth	16. Oklahoma	16. Boston University	16. Stanford	16. Wyoming
17. Fordham	17. Bainbridge NTS	17. NC State	17. UCLA	17. Texas A&M	17. Notre Dame
18. Nebraska	18. Colorado College	18. Rice	18. Washington State	18. NAVY	18. Missouri
19. Oklahoma	19. Pacific	19. Duke	19. Holy Cross	19. West Virginia	19. Florida
20. Michigan	20. Pennsylvania	20. Columbia	20. Clemson	20. Army	20. Pittsburgh

ASSOCIATED PRESS POLLS

<p>1960</p> <ol style="list-style-type: none"> Minnesota Mississippi Iowa NAVY Missouri Washington Arkansas Ohio State Alabama Duke Kansas Baylor Auburn Yale Michigan State Penn State New Mexico State Florida Purdue Syracuse 	<p>1965</p> <ol style="list-style-type: none"> Alabama Michigan State Arkansas UCLA Nebraska Missouri Tennessee LSU Notre Dame USC <p>1966</p> <ol style="list-style-type: none"> Notre Dame Michigan State Alabama Georgia UCLA Nebraska Purdue Georgia Tech Miami SMU <p>1967</p> <ol style="list-style-type: none"> USC Tennessee Oklahoma Indiana Notre Dame Wyoming Oregon State Alabama Purdue Penn State <p>1968</p> <ol style="list-style-type: none"> Ohio State Penn State Texas USC Notre Dame Arkansas Kansas Georgia Missouri Purdue Oklahoma Michigan Tennessee SMU Oregon State Auburn Alabama HOUSTON LSU Ohio <p>1969</p> <ol style="list-style-type: none"> Texas Penn State USC Ohio State Notre Dame Missouri Arkansas Mississippi Michigan LSU Nebraska HOUSTON UCLA Florida Tennessee Colorado West Virginia Purdue Stanford Auburn 	<p>1970</p> <ol style="list-style-type: none"> Nebraska Notre Dame Texas Tennessee Ohio State Arizona State LSU Stanford Michigan Auburn Arkansas Toledo Georgia Tech Dartmouth USC Air Force TULANE Penn State HOUSTON Mississippi Oklahoma <p>1971</p> <ol style="list-style-type: none"> Nebraska Oklahoma Colorado Alabama Penn State Michigan Georgia Arizona State Tennessee Stanford LSU Auburn Notre Dame Toledo Mississippi Arkansas HOUSTON Texas Washington USC <p>1972</p> <ol style="list-style-type: none"> USC Oklahoma Texas Nebraska Auburn Michigan Alabama Tennessee Ohio State Penn State LSU North Carolina Arizona State Notre Dame UCLA Colorado NC State Louisville Washington State Georgia Tech <p>1973</p> <ol style="list-style-type: none"> Notre Dame Ohio State Oklahoma Alabama Penn State Michigan Nebraska USC Arizona State HOUSTON Texas Tech UCLA LSU Texas Miami (Ohio) NC State Missouri Kansas Tennessee Maryland TULANE 	<p>1974</p> <ol style="list-style-type: none"> Oklahoma USC Michigan Ohio State Alabama Notre Dame Penn State Auburn Nebraska Miami (Ohio) NC State Michigan State Maryland Baylor Florida Texas A&M Mississippi State Texas HOUSTON Tennessee <p>1975</p> <ol style="list-style-type: none"> Oklahoma Arizona State Alabama Ohio State UCLA Texas Arkansas Michigan Nebraska Penn State Texas A&M Miami (Ohio) Maryland California Pittsburgh Colorado USC Arizona Georgia West Virginia <p>1976</p> <ol style="list-style-type: none"> Pittsburgh USC Michigan HOUSTON Oklahoma Ohio State Texas A&M Maryland Nebraska Georgia Alabama Notre Dame Texas Tech Oklahoma State UCLA Colorado Rutgers Kentucky Iowa State Mississippi State <p>1977</p> <ol style="list-style-type: none"> Notre Dame Alabama Arkansas Texas Penn State Kentucky Oklahoma Pittsburgh Michigan Washington Ohio State Nebraska USC Florida State Stanford San Diego State North Carolina Arizona State Clemson BYU 	<p>1978</p> <ol style="list-style-type: none"> Alabama USC Oklahoma Penn State Michigan Clemson Notre Dame Nebraska Texas HOUSTON Arkansas Michigan State Purdue UCLA Missouri Georgia Stanford NC State Texas A&M Maryland <p>1979</p> <ol style="list-style-type: none"> Alabama USC Oklahoma Ohio State HOUSTON Florida State Pittsburgh Arkansas Nebraska Purdue Washington Texas BYU Baylor North Carolina Auburn Temple Michigan Indiana Penn State <p>1980</p> <ol style="list-style-type: none"> Georgia Pittsburgh USC Oklahoma Michigan Oklahoma State Alabama Nebraska Penn State Notre Dame North Carolina USC BYU UCLA Baylor Ohio State Washington Purdue Miami Mississippi State SMU <p>1981</p> <ol style="list-style-type: none"> Clemson Texas Penn State Pittsburgh SMU Georgia Alabama Miami North Carolina Washington Nebraska Michigan BYU USC Ohio State Arizona State West Virginia Iowa Missouri Oklahoma 	<p>1982</p> <ol style="list-style-type: none"> Penn State SMU Nebraska Georgia UCLA Arizona State Washington Clemson Arkansas Pittsburgh LSU Ohio State Florida State Auburn USC Oklahoma Texas North Carolina West Virginia Maryland <p>1983</p> <ol style="list-style-type: none"> Miami Nebraska Auburn Georgia Texas Florida BYU Michigan Ohio State Illinois Clemson SMU Air Force Iowa Alabama West Virginia UCLA Pittsburgh Boston College EAST CAROLINA <p>1984</p> <ol style="list-style-type: none"> BYU Washington Florida Nebraska Boston College Oklahoma Oklahoma State SMU UCLA USC South Carolina Maryland Ohio State Auburn LSU Iowa Florida State Miami Kentucky Virginia <p>1985</p> <ol style="list-style-type: none"> Oklahoma Michigan Penn State Tennessee Florida Texas A&M UCLA Air Force Miami Iowa Nebraska Arkansas Alabama Ohio State Florida State BYU Baylor Maryland Georgia Tech LSU
---	--	--	--	---	---

ASSOCIATED PRESS POLLS

<p>1986</p> <ol style="list-style-type: none"> Penn State Miami Oklahoma Arizona State Nebraska Auburn Ohio State Michigan Alabama LSU Arizona Baylor Texas A&M UCLA Arkansas Iowa Clemson Washington Boston College Virginia Tech <p>1987</p> <ol style="list-style-type: none"> Miami Florida State Oklahoma Syracuse LSU Nebraska Auburn Michigan State UCLA Texas A&M Oklahoma State Clemson Georgia Tennessee South Carolina Iowa Notre Dame USC Michigan Arizona State <p>1988</p> <ol style="list-style-type: none"> Notre Dame Miami Florida State Michigan West Virginia UCLA USC Auburn Clemson Nebraska Oklahoma State Arkansas Syracuse Oklahoma Georgia Washington State Alabama HOUSTON LSU Indiana 	<p>1989</p> <ol style="list-style-type: none"> Miami Notre Dame Florida State Colorado Tennessee Auburn Michigan USC Alabama Illinois Nebraska Clemson Arkansas HOUSTON Penn State Michigan State Pittsburgh Virginia Texas Tech Texas A&M West Virginia BYU Washington Ohio State Arizona <p>1990</p> <ol style="list-style-type: none"> Colorado Georgia Tech Miami Florida State Washington Notre Dame Michigan Tennessee Clemson HOUSTON Penn State Texas Florida Louisville Texas A&M Michigan State Oklahoma Iowa Auburn USC Mississippi BYU Virginia Nebraska Illinois <p>1991</p> <ol style="list-style-type: none"> Miami Washington Penn State Florida State Alabama Michigan Florida California EAST CAROLINA Iowa Syracuse Texas A&M Notre Dame Tennessee Nebraska Oklahoma Georgia Clemson UCLA Colorado TULSA Stanford BYU NC State Air Force 	<p>1992</p> <ol style="list-style-type: none"> Alabama Florida State Miami Notre Dame Michigan Syracuse Texas A&M Georgia Stanford Florida Washington Tennessee Colorado Nebraska Washington State Mississippi NC State Ohio State North Carolina Hawaii Boston College Kansas Mississippi State Fresno State Wake Forest <p>1993</p> <ol style="list-style-type: none"> Florida State Notre Dame Nebraska Auburn Florida Wisconsin West Virginia Penn State Texas A&M Arizona Ohio State Tennessee Boston College Alabama Miami Colorado Oklahoma UCLA North Carolina Kansas State Michigan Virginia Tech Clemson Louisville California <p>1994</p> <ol style="list-style-type: none"> Nebraska Penn State Colorado Florida State Alabama Miami Florida Texas A&M Auburn Utah Oregon Michigan USC Ohio State Virginia Colorado State NC State BYU Kansas State Arizona Washington State Tennessee Boston College Mississippi State Texas 	<p>1995</p> <ol style="list-style-type: none"> Nebraska Florida Tennessee Florida State Colorado Ohio State Kansas State Northwestern Kansas Virginia Tech Notre Dame USC Penn State Texas Texas A&M Virginia Michigan Oregon Syracuse Miami Alabama Auburn Texas Tech Toledo Iowa <p>1996</p> <ol style="list-style-type: none"> Florida Ohio State Florida State Arizona State BYU Nebraska Penn State Colorado Tennessee North Carolina Alabama LSU Virginia Tech Miami Northwestern Washington Kansas State Iowa Notre Dame Michigan Syracuse Wyoming Texas Auburn Army <p>1997</p> <ol style="list-style-type: none"> Michigan Nebraska Florida State Florida UCLA North Carolina Tennessee Kansas State Washington State Georgia Auburn Ohio State LSU Arizona State Purdue Penn State Colorado State Washington Southern Miss Texas A&M Syracuse Mississippi Missouri Oklahoma State Georgia Tech 	<p>1998</p> <ol style="list-style-type: none"> Tennessee Ohio State Florida State Arizona Florida Wisconsin TULANE UCLA Georgia Tech Kansas State Texas A&M Michigan Air Force Georgia Texas Arkansas Penn State Virginia Nebraska Miami Missouri Notre Dame Virginia Tech Purdue Syracuse <p>1999</p> <ol style="list-style-type: none"> Florida State Virginia Tech Nebraska Wisconsin Michigan Kansas State Michigan State Alabama Tennessee Marshall Penn State Florida Mississippi State Southern Miss Miami Georgia Arkansas Minnesota Oregon Georgia Tech Texas Mississippi Texas A&M Illinois Purdue <p>2000</p> <ol style="list-style-type: none"> Oklahoma Miami Washington Oregon State Florida State Virginia Tech Oregon Nebraska Kansas State Florida Michigan Texas Purdue Colorado State Notre Dame Clemson Georgia Tech Auburn South Carolina Georgia Texas Christian LSU Wisconsin Mississippi State Iowa State 	<p>2001</p> <ol style="list-style-type: none"> Miami Oregon Florida Tennessee Texas Oklahoma LSU Nebraska Colorado Washington State Maryland Illinois South Carolina Syracuse Florida State Stanford Louisville Virginia Tech Washington Michigan Boston College Georgia Toledo Georgia Tech BYU <p>2002</p> <ol style="list-style-type: none"> Ohio State Miami Georgia USC Oklahoma Texas Kansas State Iowa Michigan Washington State Alabama NC State Maryland Auburn Boise State Penn State Notre Dame Virginia Tech Pittsburgh Colorado Florida State Virginia Texas Christian Marshall West Virginia <p>2003</p> <ol style="list-style-type: none"> USC LSU Oklahoma Ohio State Miami Michigan Georgia Iowa Washington State Miami (Ohio) Florida State Texas Mississippi Kansas State Tennessee Boise State Maryland Purdue Nebraska Minnesota Utah Clemson Bowling Green Florida Texas Christian
--	---	---	--	---	--

ASSOCIATED PRESS POLLS

2004

1. USC
2. Auburn
3. Oklahoma
4. Utah
5. Texas
6. Louisville
7. Georgia
8. Iowa
9. California
10. Virginia Tech
11. Miami (Fla.)
12. Boise State
13. Tennessee
14. Michigan
15. Florida State
16. LSU
17. Wisconsin
18. Texas Tech
19. Arizona State
20. Ohio State
21. Boston College
22. Fresno State
23. Virginia
24. NAVY
25. Pittsburgh

2005

1. Texas
2. USC
3. Penn State
4. Ohio State
5. West Virginia
6. LSU
7. Virginia Tech
8. Alabama
9. Notre Dame
10. Georgia
11. TCU
12. Florida
12. Oregon
14. Auburn
15. Wisconsin
16. UCLA
17. Miami
18. Boston College
19. Louisville
20. Texas Tech
21. Clemson
22. Oklahoma
23. Florida State
24. Nebraska
25. California

2006

1. Florida
2. Ohio State
3. LSU
4. USC
5. Boise State
6. Louisville
7. Wisconsin
8. Michigan
9. Auburn
10. West Virginia
11. Oklahoma
12. Rutgers
13. Texas
14. California
15. Arkansas
16. BYU
17. Notre Dame
18. Wake Forest
19. Virginia Tech
20. Boston College
21. Oregon State
22. TCU
23. Georgia
24. Penn State
25. Tennessee

2007

1. LSU
2. Georgia
3. USC
4. Missouri
5. Ohio State
6. West Virginia
7. Kansas
8. Oklahoma
9. Virginia Tech
10. Texas
11. Boston College
12. Tennessee
13. Florida
14. BYU
15. Auburn
16. Arizona State
17. CINCINNATI
18. Michigan
19. Hawaii
20. Illinois
21. Clemson
22. Texas Tech
23. Oregon
24. Wisconsin
25. Oregon State

2008

1. Florida
2. Utah
3. USC
4. Texas
5. Oklahoma
6. Alabama
7. TCU
8. Penn State
9. Ohio State
10. Oregon
11. Boise State
12. Texas Tech
13. Georgia
14. Mississippi
15. Virginia Tech
16. Oklahoma State
17. CINCINNATI
18. Oregon State
19. Missouri
20. Iowa
21. Florida State
22. Georgia Tech
23. West Virginia
24. Michigan State
25. BYU

2009

1. Alabama
2. Texas
3. Florida
4. Boise State
5. Ohio State
6. TCU
7. Iowa
8. CINCINNATI
9. Penn State
10. Virginia Tech
11. Oregon
12. BYU
13. Georgia Tech
14. Nebraska
15. Pittsburgh
16. Wisconsin
17. LSU
18. Utah
19. Miami
20. Mississippi
21. Texas Tech
22. USC
23. Central Michigan
24. Clemson
25. West Virginia

2010

1. Auburn
2. TCU
3. Oregon
4. Stanford
5. Ohio State
6. Oklahoma
7. Wisconsin
8. LSU
9. Boise State
10. Alabama
11. Nevada
12. Arkansas
13. Oklahoma State
14. Michigan State
15. Mississippi State
16. Virginia Tech
17. Florida State
18. Missouri
19. Texas A&M
20. Nebraska
21. UCF
22. South Carolina
23. Maryland
24. TULSA
25. NC State

2011

1. Alabama
2. LSU
3. Oklahoma State
4. Oregon
5. Arkansas
6. USC
7. Stanford
8. Boise State
9. South Carolina
10. Wisconsin
11. Michigan State
12. Michigan
13. Baylor
14. TCU
15. Kansas State
16. Oklahoma
17. West Virginia
18. HOUSTON
19. Georgia
20. Southern Miss
21. Virginia Tech
22. Clemson
23. Florida State
24. Nebraska
25. CINCINNATI

2012

1. Alabama
2. Oregon
3. Ohio State
4. Notre Dame
5. Georgia
6. Texas A&M
7. Stanford
8. South Carolina
9. Florida
10. Florida State
11. Clemson
12. Kansas State
13. Louisville
14. LSU
15. Oklahoma
16. Utah State
17. Northwestern
18. Boise State
19. Texas
20. Oregon State
21. San Jose State
22. Northern Illinois
23. Vanderbilt
24. Michigan
25. Nebraska

2013

1. Florida State
2. Auburn
3. Michigan State
4. South Carolina
5. Missouri
6. Oklahoma
7. Alabama
8. Clemson
9. Oregon
10. **UCF**
11. Stanford
12. Ohio State
13. Baylor
14. LSU
15. **Louisville**
16. UCLA
17. Oklahoma State
18. Texas A&M
19. USC
20. Notre Dame
21. Arizona State
22. Wisconsin
23. Duke
24. Vanderbilt
25. Washington

2014

1. Ohio State
2. Oregon
3. TCU
4. Alabama
5. Michigan State
6. Florida State
7. Baylor
8. Georgia Tech
9. Georgia
10. UCLA
11. Mississippi State
12. Arizona State
13. Wisconsin
14. Missouri
15. Clemson
16. Boise State
17. Mississippi
18. Kansas State
19. Arizona
20. USC
21. Utah
22. Auburn
23. Marshall
24. LOUISVILLE
25. **MEMPHIS**

2015

1. Alabama
2. Clemson
3. Stanford
4. Ohio State
5. Oklahoma
6. Michigan State
7. TCU
8. **HOUSTON**
9. Iowa
10. Mississippi
11. Notre Dame
12. Michigan
13. Baylor
14. Florida State
15. North Carolina
16. LSU
17. Utah
18. **NAVY**
19. Oregon
20. Oklahoma State
21. Wisconsin
22. Tennessee
23. Northwestern
24. Western Kentucky
25. Florida

2016

1. Clemson
2. Alabama
3. USC
4. Washington
5. Oklahoma
6. Ohio State
7. Penn State
8. Florida State
9. Wisconsin
10. Michigan
11. Oklahoma State
12. Stanford
13. LSU
14. Florida
15. Western Michigan
16. Virginia Tech
17. Colorado
18. West Virginia
19. **USF**
20. Miami (Fla.)
21. Louisville
22. Tennessee
23. Utah
24. Auburn
25. San Diego State

*On January 6, 1948, in a special postseason poll after the Rose Bowl, the Associated Press voted Michigan No. 1 and Notre Dame No. 2. However, the postseason poll did not supersede the final regular-season poll of December 6, 1947

1950	1954	1958	1962	1966	1970
1. Oklahoma	1. UCLA	1. LSU	1. USC	1. Notre Dame	1. Texas
2. Texas	2. Ohio State	2. Iowa	2. Wisconsin	2. Michigan State	2. Ohio State
3. Tennessee	3. Oklahoma	3. Army	3. Mississippi	3. Alabama	3. Nebraska
4. California	4. Notre Dame	4. Auburn	4. Texas	4. Georgia	4. Tennessee
5. Army	5. NAVY	5. Oklahoma	5. Alabama	5. UCLA	5. Notre Dame
6. Michigan	6. Mississippi	6. Wisconsin	6. Arkansas	6. Purdue	6. LSU
7. Kentucky	7. Army	7. Ohio State	7. Oklahoma	7. Nebraska	7. Michigan
8. Princeton	8. Arkansas	8. Air Force	8. LSU	8. Georgia Tech	8. Arizona State
9. Michigan State	9. Miami	9. Texas Christian	9. Penn State	9. SMU	9. Auburn
10. Ohio State	10. Wisconsin	10. Syracuse	10. Minnesota	10. Miami	10. Stanford
11. Illinois	11. Georgia Tech	11. Purdue	11. Georgia Tech	11. Florida	11. Air Force
12. Clemson	12. Maryland	12. Mississippi	12. Missouri	12. Mississippi	12. Arkansas
13. Miami	13. USC	13. Clemson	13. Ohio State	13. Arkansas	13. HOUSTON
14. Wyoming	14. Duke	14. Notre Dame	14. Duke	14. Tennessee	14. Dartmouth
15. Baylor	15. Michigan	15. Florida	14. Duke	15. Wyoming	15. Oklahoma
16. Washington	16. Penn State	16. California	16. Northwestern	16. Syracuse	16. Colorado
17. Alabama	17. SMU	17. Northwestern	17. Oregon State	17. HOUSTON	17. Georgia Tech
18. Washington & Lee	18. Denver	18. SMU	18. Arizona State	18. USC	18. Toledo
19. NAVY	19. Rice		19. Illinois	19. Oregon State	19. Penn State
20. Cornell	20. Baylor		20. Miami	20. Virginia Tech	20. USC
Nebraska		1959			
Wisconsin		1. Syracuse			
		2. Mississippi	1963	1967	1971
1951	1955	3. LSU	1. Texas	1. USC	1. Nebraska
1. Tennessee	1. Oklahoma	4. Texas	2. NAVY	2. Tennessee	2. Alabama
2. Michigan State	2. Michigan State	5. Georgia	3. Pittsburgh	3. Oklahoma	3. Oklahoma
3. Illinois	3. Maryland	6. Wisconsin	4. Illinois	4. Notre Dame	4. Michigan
4. Maryland	4. UCLA	7. Washington	5. Nebraska	5. Wyoming	5. Auburn
5. Georgia Tech	5. Ohio State	8. Texas Christian	6. Auburn	6. Indiana	6. Arizona State
6. Princeton	6. Texas Christian	9. Arkansas	7. Mississippi	7. Alabama	7. Colorado
7. Stanford	7. Georgia Tech	10. Penn State	8. Oklahoma	8. Oregon State	8. Georgia
8. Wisconsin	8. Auburn	11. Illinois	9. Alabama	9. Purdue	9. Tennessee
9. Baylor	9. Mississippi	12. USC	10. Michigan State	10. UCLA	10. LSU
10. Texas Christian	10. Notre Dame	13. Alabama	11. Mississippi State	11. Penn State	11. Penn State
11. Oklahoma	11. Pittsburgh	14. Pittsburgh	12. Syracuse	12. Syracuse	12. Texas
12. California	12. USC	15. Oklahoma	13. Arizona State	13. Colorado	13. Toledo
13. Notre Dame	13. Michigan	16. Michigan State	14. MEMPHIS	14. Minnesota	14. HOUSTON
14. Purdue	14. Texas A&M	17. Northwestern	15. Washington	15. Florida State	15. Notre Dame
San Francisco	15. Army	18. Wyoming	16. Missouri	16. Miami	16. Stanford
Washington State	16. Duke	19. Auburn	17. Penn State	17. NC State	17. Iowa State
17. Holy Cross	17. West Virginia	Missouri	18. USC	18. Georgia	18. North Carolina
Kentucky	18. Miami		19. North Carolina	19. HOUSTON	19. Florida State
UCLA	19. Iowa	1960	20. Baylor	20. Arizona State	20. Arkansas
Kansas	20. Miami (Ohio)	1. Minnesota			Mississippi
	NAVY	2. Iowa	1964	1968	1972
	Stanford	3. Mississippi	1. Alabama	1. Ohio State	1. USC
1952	1956	4. Missouri	2. Arkansas	2. USC	2. Oklahoma
1. Michigan State	1. Oklahoma	5. Wisconsin	3. Notre Dame	3. Penn State	3. Ohio State
2. Georgia Tech	2. Tennessee	6. NAVY	4. Michigan	4. Georgia	4. Alabama
3. Notre Dame	3. Iowa	7. Arkansas	5. Texas	5. Texas	5. Texas
4. Oklahoma	4. Georgia Tech	8. Ohio State	6. Nebraska	6. Kansas	6. Michigan
USC	5. Texas A&M	9. Kansas	7. LSU	7. Tennessee	7. Auburn
6. UCLA	6. Miami	10. Alabama	8. Oregon State	8. Notre Dame	8. Penn State
7. Mississippi	7. Michigan	11. Baylor	9. Ohio State	9. Arkansas	9. Nebraska
8. Tennessee	8. Syracuse	Duke	10. USC	10. Oklahoma	10. LSU
9. Alabama	9. Minnesota	Michigan State	11. Florida State	11. Purdue	11. Tennessee
10. Wisconsin	10. Michigan State	14. Auburn	12. Syracuse	12. Alabama	12. Notre Dame
11. Texas	11. Baylor	15. Purdue	13. Princeton	13. Oregon State	13. Arizona State
12. Purdue	12. Pittsburgh	16. Florida	14. Penn State	14. Florida State	14. Colorado
13. Maryland	13. Oregon State	17. Texas	15. Michigan	15. Michigan	15. North Carolina
14. Princeton	14. Texas Christian	18. Yale	16. SMU	16. SMU	16. Louisville
15. Ohio State	15. USC	19. New Mexico State	17. Missouri	17. Missouri	17. UCLA
Pittsburgh	16. Wyoming	Tennessee	18. Ohio	18. Ohio	18. Washington State
17. NAVY	17. Yale		19. Minnesota	19. Minnesota	19. Utah State
18. Duke	18. Colorado	1961	20. HOUSTON	20. HOUSTON	20. San Diego State
19. HOUSTON	19. NAVY	1. Alabama	Kentucky	Stanford	
20. Kentucky	20. Duke	2. Ohio State			
		3. LSU	1965	1969	1973
1953	1957	4. Texas	1. Michigan State	1. Texas	1. Alabama
1. Maryland	1. Ohio State	5. Mississippi	2. Arkansas	2. Penn State	2. Oklahoma
2. Notre Dame	2. Auburn	6. Minnesota	3. Nebraska	3. Arkansas	3. Ohio State
3. Michigan State	3. Michigan State	7. Colorado	4. Alabama	4. USC	4. Notre Dame
4. UCLA	4. Oklahoma	8. Arkansas	5. UCLA	5. Ohio State	5. Penn State
5. Oklahoma	5. Iowa	9. Michigan State	6. Missouri	6. Missouri	6. Michigan
6. Rice	6. NAVY	10. Utah State	7. Tennessee	7. LSU	7. USC
7. Illinois	7. Rice	11. Purdue	8. Notre Dame	8. Michigan	8. Texas
8. Texas	8. Mississippi	13. Missouri	9. USC	9. Notre Dame	9. UCLA
9. Georgia Tech	9. Notre Dame	14. Georgia Tech	10. Texas Tech	10. UCLA	10. Arizona State
10. Iowa	10. Texas A&M	15. Duke	11. Ohio State	11. Tennessee	11. Nebraska
11. Alabama	11. Texas	16. Kansas	12. Florida	12. Nebraska	12. Texas Tech
12. Texas Tech	12. Arizona State	17. Syracuse	13. Purdue	13. Mississippi	13. HOUSTON
13. West Virginia	13. Army	18. Wyoming	14. LSU	14. Stanford	14. LSU
14. Wisconsin	14. Duke	19. Wisconsin	15. Georgia	15. Auburn	15. Kansas
15. Kentucky	15. Wisconsin	19. Miami	16. TULSA	16. HOUSTON	16. TULANE
16. Army	16. Tennessee	Penn State	17. Mississippi	17. Florida	17. Miami (Ohio)
17. Stanford	17. Oregon		18. Kentucky	18. Purdue	18. Maryland
18. Duke	18. Clemson		19. Syracuse	19. San Diego State	19. Florida
19. Michigan	19. UCLA		20. Colorado	West Virginia	20. San Diego State
20. Ohio State	20. NC State				

UPI FINAL POLLS

1974	1978	1982	1986	1990	1993
1. USC	1. USC	1. Penn State	1. Penn State	1. Georgia Tech	1. Florida State
2. Alabama	2. Alabama	2. SMU	2. Miami	2. Colorado	2. Notre Dame
3. Ohio State	3. Oklahoma	3. Nebraska	3. Oklahoma	3. Miami	3. Nebraska
4. Notre Dame	4. Penn State	4. Georgia	4. Nebraska	4. Florida State	4. Florida
5. Michigan	5. Michigan	5. UCLA	5. Arizona State	5. Washington	5. Wisconsin
6. Auburn	6. Notre Dame	6. Arizona State	6. Ohio State	6. Notre Dame	6. Penn State
7. Penn State	7. Clemson	7. Washington	7. Michigan	7. Tennessee	7. West Virginia
8. Nebraska	8. Nebraska	8. Arkansas	8. Auburn	8. Michigan	8. Arizona
9. NC State	9. Texas	9. Pittsburgh	9. Alabama	9. Clemson	9. Texas A&M
10. Miami (Ohio)	10. Arkansas	10. Florida State	10. Arizona	10. Penn State	10. Ohio State
11. HOUSTON	11. HOUSTON	11. LSU	11. LSU	11. Texas	11. Tennessee
12. Florida	12. UCLA	12. Ohio State	12. Texas A&M	12. Louisville	12. Boston College
13. Maryland	13. Purdue	13. North Carolina	13. Baylor	13. Texas A&M	13. Alabama
14. Baylor	14. Missouri	14. Auburn	14. UCLA	14. Michigan State	14. Miami
15. Texas A&M	15. Georgia	15. Michigan	15. Iowa	15. Virginia	15. Oklahoma
16. Tennessee	16. Stanford	16. Oklahoma	16. Arkansas	16. Iowa	16. UCLA
17. Mississippi State	17. NAVY	17. Alabama	17. Washington	17. BYU	17. Colorado
18. Michigan State	18. Texas A&M	18. Texas	18. BOSTON COLLEGE	18. Nebraska	18. Michigan
19. TULSA	19. Arizona State	19. West Virginia	19. Clemson	19. Auburn	19. Kansas State
	NC State	20. Maryland	20. Florida State	20. San Jose State	20. North Carolina
				21. Syracuse	21. Virginia Tech
				22. USC	22. Louisville
				23. Mississippi	23. Clemson
				24. Illinois	24. California
				25. Virginia Tech	25. USC
1975	1979	1983	1987	1991	1994
1. Oklahoma	1. Alabama	1. Miami	1. Miami	1. Washington	1. Nebraska
2. Arizona State	2. USC	2. Nebraska	2. Florida State	2. Miami	2. Penn State
3. Alabama	3. Oklahoma	3. Auburn	3. Oklahoma	3. Penn State	3. Colorado
4. Ohio State	4. Ohio State	4. Georgia	4. Syracuse	4. Florida State	4. Florida State
5. UCLA	5. HOUSTON	5. Texas	5. LSU	5. Alabama	5. Alabama
6. Arkansas	6. Pittsburgh	6. Florida	6. Nebraska	6. Michigan	6. Miami
7. Texas	7. Nebraska	7. BYU	7. Auburn	7. Florida	7. Florida
8. Michigan	8. Florida State	8. Ohio State	8. Michigan State	8. California	8. Utah
9. Nebraska	9. Arkansas	9. Michigan	9. Texas A&M	9. EAST CAROLINA	9. Michigan
10. Penn State	10. Purdue	10. Illinois	10. Clemson	10. Iowa	10. Ohio State
11. Maryland	11. Washington	11. SMU	11. UCLA	11. Syracuse	11. Oregon
12. Texas A&M	12. BYU	12. Alabama	12. Oklahoma State	12. Notre Dame	12. BYU
13. Arizona	13. Texas	13. UCLA	13. Tennessee	13. Texas A&M	13. USC
14. Pittsburgh	14. North Carolina	14. Iowa	14. Georgia	14. Tennessee	14. Colorado State
15. California	15. Baylor	15. Air Force	15. South Carolina	15. Nebraska	15. Virginia
16. Miami (Ohio)	16. Indiana	16. West Virginia	16. Iowa	16. Oklahoma	16. Kansas State
17. Notre Dame	17. Temple	17. Penn State	17. USC	17. Clemson	17. NC State
18. West Virginia	18. Penn State	18. Oklahoma State	18. Michigan	18. Colorado	18. Tennessee
19. Georgia	19. Michigan	19. Pittsburgh	19. Texas	19. UCLA	19. Washington State
USC	20. Missouri	20. Boston College	20. Indiana	20. Georgia	20. Arizona
				21. TULSA	21. North Carolina
				22. Stanford	22. Boston College
				23. NC State	23. Texas
				24. BYU	24. Virginia Tech
				25. Ohio State	25. Mississippi State
1976	1980	1984	1988	1992	
1. Pittsburgh	1. Georgia	1. BYU	1. Notre Dame	1. Alabama	
2. USC	2. Pittsburgh	2. Washington	2. Miami	2. Florida State	
3. Michigan	3. Oklahoma	3. Nebraska	3. Florida State	3. Miami	
4. HOUSTON	4. Michigan	4. Boston College	4. Michigan	4. Notre Dame	
5. Ohio State	5. Florida State	5. Oklahoma State	5. West Virginia	5. Michigan	
6. Oklahoma	6. Alabama	6. Oklahoma	6. UCLA	6. Syracuse	
7. Nebraska	7. Nebraska	7. Florida	7. Auburn	7. Texas A&M	
8. Texas A&M	8. Penn State	8. SMU	8. Clemson	8. Georgia	
9. Alabama	9. North Carolina	9. USC	9. USC	9. Stanford	
10. Georgia	10. Notre Dame	10. UCLA	10. Nebraska	10. Florida	
11. Maryland	11. BYU	11. Maryland	11. Oklahoma State	11. Washington	
12. Notre Dame	12. USC	12. Ohio State	12. Syracuse	12. Tennessee	
13. Texas Tech	13. Baylor	13. South Carolina	13. Arkansas	13. Colorado	
14. Oklahoma State	14. UCLA	14. Auburn	14. Oklahoma	14. Nebraska	
15. UCLA	15. Ohio State	15. Iowa	15. Georgia	15. Washington State	
16. Colorado	16. Purdue	16. LSU	16. Washington State	16. Mississippi	
17. Rutgers	17. Washington	17. Virginia	17. Alabama	17. NC State	
18. Iowa State	18. Miami	18. West Virginia	18. NC State	18. North Carolina	
19. Baylor	19. Florida	19. Kentucky	19. Indiana	19. Ohio State	
20. Kentucky	20. SMU	Florida State	20. Wyoming	20. Hawaii	
				21. Boston College	
				22. Kansas	
				23. Fresno State	
				24. Penn State	
				25. Mississippi State	
1977	1981	1985	1989		
1. Notre Dame	1. Clemson	1. Oklahoma	1. Miami		
2. Alabama	2. Pittsburgh	2. Michigan	2. Florida State		
3. Arkansas	3. Penn State	3. Penn State	3. Notre Dame		
4. Penn State	4. Texas	4. Tennessee	4. Colorado		
5. Texas	5. Georgia	5. Air Force	5. Tennessee		
6. Oklahoma	6. Alabama	6. UCLA	6. Auburn		
7. Pittsburgh	7. Washington	7. Texas A&M	7. Alabama		
8. Michigan	8. North Carolina	8. Miami	8. Michigan		
9. Washington	9. Nebraska	9. Iowa	9. USC		
10. Nebraska	10. Michigan	10. Nebraska	10. Illinois		
11. Florida State	11. BYU	11. Ohio State	11. Clemson		
12. Ohio State	12. Ohio State	12. Arkansas	12. Nebraska		
USC	13. USC	13. Florida State	13. Arkansas		
14. North Carolina	14. Oklahoma	14. Alabama	14. Penn State		
15. Stanford	15. Iowa	15. Baylor	15. Virginia		
16. North Texas	16. Arkansas	16. Fresno State	16. Texas Tech		
BYU	17. Mississippi State	17. BYU	17. Michigan State		
18. Arizona State	18. West Virginia	18. Georgia Tech	18. BYU		
19. NC State	19. Southern Miss	19. Maryland	19. Pittsburgh		
San Diego State	20. Missouri	20. LSU	20. Washington		

USA TODAY FINAL POLLS

USA Today began issuing college football rankings with the 1982 season. The poll was the USA Today/CNN poll through the 1996 season and has been the USA Today/ESPN poll since.

1982

1. Penn State
2. SMU
3. Nebraska
4. Georgia
5. UCLA
6. Arizona State
7. Pittsburgh
8. Arkansas
9. Clemson
10. Washington
11. LSU
12. Florida State
13. Ohio State
14. USC
15. Oklahoma
16. Auburn
17. West Virginia
18. Maryland
19. North Carolina
20. Texas
21. Michigan
22. Alabama
23. TULSA
24. Iowa
25. Florida

1983

1. Miami
2. Auburn
3. Nebraska
4. Georgia
5. Texas
6. BYU
7. Michigan
8. Ohio State
9. Florida
10. Clemson
11. Illinois
12. SMU
13. Alabama
14. Air Force
15. West Virginia
16. Iowa
17. Tennessee
18. UCLA
19. Pittsburgh
20. Penn State
21. Oklahoma
22. Boston College
23. Oklahoma State
24. Maryland
25. EAST CAROLINA

1984

1. BYU
2. Washington
3. Florida
4. Nebraska
5. Oklahoma
6. Boston College
7. Oklahoma State
8. SMU
9. Maryland
10. South Carolina
11. USC
12. UCLA
13. LSU
14. Ohio State
15. Auburn
16. Miami
17. Florida State
18. Virginia
19. Kentucky
20. Iowa
21. West Virginia
22. Army
23. Georgia
24. Air Force
25. Notre Dame

1985

1. Oklahoma
2. Penn State
3. Michigan
4. Tennessee
5. Florida
6. Miami
7. Air Force
8. Texas A&M
9. UCLA
10. Iowa
11. Nebraska
12. Alabama
13. Ohio State
14. Florida State
15. Arkansas
16. BYU
17. Maryland
18. Georgia Tech
19. Baylor
20. Auburn
21. LSU
22. Army
23. Fresno State
24. Georgia
25. Oklahoma State

1986

1. Penn State
2. Miami
3. Oklahoma
4. Nebraska
5. Arizona State
6. Ohio State
7. Auburn
8. Michigan
9. Alabama
10. LSU
11. Arizona
12. Texas A&M
13. UCLA
14. Baylor
15. Boston College
16. Iowa
17. Arkansas
18. Clemson
19. Washington
20. Virginia Tech
21. Florida State
22. Stanford
23. Georgia
24. NC State
25. San Diego State

1987

1. Miami
2. Florida State
3. Oklahoma
4. Syracuse
5. Nebraska
6. LSU
7. Auburn
8. Michigan State
9. Texas A&M
10. UCLA
11. Clemson
12. Oklahoma State
13. Georgia
14. Tennessee
15. Iowa
16. Notre Dame
17. USC
18. South Carolina
19. Michigan
20. Texas
21. Pittsburgh
22. Indiana
23. Penn State
24. Ohio State
25. Alabama

1988

1. Notre Dame
2. Miami
3. Florida State
4. UCLA
5. Michigan
6. West Virginia
7. USC
8. Nebraska
9. Auburn
10. Clemson
11. Oklahoma State
12. Syracuse
13. Oklahoma
14. Arkansas
15. Washington State
16. Georgia
17. Alabama
18. NC State
19. HOUSTON
20. Indiana
21. Wyoming
22. LSU
23. Colorado
24. Southern Miss
25. BYU

1989

1. Miami
2. Notre Dame
3. Florida State
4. Colorado
5. Tennessee
6. Auburn
7. USC
8. Michigan
9. Alabama
10. Illinois
11. Nebraska
12. Clemson
13. Arkansas
14. HOUSTON
15. Penn State
16. Virginia
17. Michigan State
18. Texas Tech
19. Pittsburgh
20. Texas A&M
21. West Virginia
22. BYU
23. Syracuse
24. Ohio State
25. Washington

1990

1. Colorado
2. Georgia Tech
3. Miami
4. Florida State
5. Washington
6. Notre Dame
7. Tennessee
8. Michigan
9. Clemson
10. Texas
11. Penn State
12. HOUSTON
13. Florida
14. Louisville
15. Michigan State
16. Texas A&M
17. Oklahoma
18. Iowa
19. Auburn
20. BYU
21. Mississippi
22. USC
23. Nebraska
24. Illinois
25. Virginia

1991

1. Washington
2. Miami
3. Penn State
4. Florida State
5. Alabama
6. Michigan
7. California
8. Florida
9. EAST CAROLINA
10. Iowa
11. Syracuse
12. Notre Dame
13. Texas A&M
14. Oklahoma
15. Tennessee
16. Nebraska
17. Clemson
18. UCLA
19. Georgia
20. Colorado
21. TULSA
22. Stanford
23. BYU
24. Air Force
25. NC State

1992

1. Alabama
2. Florida State
3. Miami
4. Notre Dame
5. Michigan
6. Texas A&M
7. Syracuse
8. Georgia
9. Stanford
10. Washington
11. Florida
12. Tennessee
13. Colorado
14. Nebraska
15. NC State
16. Mississippi
17. Washington State
18. North Carolina
19. Ohio State
20. Hawaii
21. Boston College
22. Fresno State
23. Kansas
24. Penn State
25. Wake Forest

1993

1. Florida State
2. Notre Dame
3. Nebraska
4. Florida
5. Wisconsin
6. West Virginia
7. Penn State
8. Texas A&M
9. Arizona
10. Ohio State
11. Tennessee
12. Boston College
13. Alabama
14. Oklahoma
15. Miami
16. Colorado
17. UCLA
18. Kansas State
19. Michigan
20. Virginia Tech
21. North Carolina
22. Clemson
23. Louisville
24. California
25. USC

1994

1. Nebraska
2. Penn State
3. Colorado
4. Alabama
5. Florida State
6. Miami
7. Florida
8. Utah
9. Ohio State
10. BYU
11. Oregon
12. Michigan
13. Virginia
14. Colorado State
15. USC
16. Kansas State
17. NC State
18. Tennessee
19. Washington
20. Arizona
21. North Carolina
22. Boston College
23. Texas
24. Virginia Tech
25. Mississippi State

1995

1. Nebraska
2. Tennessee
3. Florida
4. Colorado
5. Florida State
6. Kansas State
7. Northwestern
8. Ohio State
9. Virginia Tech
10. Kansas
11. USC
12. Penn State
13. Notre Dame
14. Texas
15. Texas A&M
16. Syracuse
17. Virginia
18. Oregon
19. Michigan
20. Texas Tech
21. Auburn
22. Iowa
23. EAST CAROLINA
24. Toledo
25. LSU

1996

1. Florida
2. Ohio State
3. Florida State
4. Arizona State
5. BYU
6. Nebraska
7. Penn State
8. Colorado
9. Tennessee
10. North Carolina
11. Alabama
12. Virginia Tech
13. LSU
14. Miami
15. Washington
16. Northwestern
17. Kansas State
18. Iowa
19. Syracuse
20. Michigan
21. Notre Dame
22. Wyoming
23. Texas
24. Army
25. Auburn

1997

1. Nebraska
2. Michigan
3. Florida State
4. North Carolina
5. UCLA
6. Florida
7. Kansas State
8. Tennessee
9. Washington State
10. Georgia
11. Auburn
12. Ohio State
13. LSU
14. Arizona State
15. Purdue
16. Colorado State
17. Penn State
18. Washington
19. Southern Miss
20. Syracuse
21. Texas A&M
22. Mississippi
23. Missouri
24. Oklahoma State
25. Air Force

1998

1. Tennessee
2. Ohio State
3. Florida State
4. Arizona
5. Wisconsin
6. Florida
7. TULANE
8. UCLA
9. Kansas State
10. Air Force
11. Georgia Tech
12. Michigan
13. Texas A&M
14. Georgia
15. Penn State
16. Texas
17. Arkansas
18. Virginia
19. Virginia Tech
20. Nebraska
21. Miami
22. Notre Dame
23. Purdue
24. Syracuse
25. Missouri

1999

1. Florida State
2. Nebraska
3. Virginia Tech
4. Wisconsin
5. Michigan
6. Kansas State
7. Michigan State
8. Alabama
9. Tennessee
10. Marshall
11. Penn State
12. Mississippi State
13. Southern Miss
14. Florida
15. Miami
16. Georgia
17. Minnesota
18. Oregon
19. Arkansas
20. Texas A&M
21. Georgia Tech
22. Mississippi
23. Texas
24. Stanford
25. Illinois

USA TODAY FINAL POLLS

2000

- Oklahoma
- Miami
- Washington
- Florida State
- Oregon State
- Virginia Tech
- Nebraska
- Kansas State
- Oregon
- Michigan
- Florida
- Texas
- Purdue
- Clemson
- Colorado State
- Notre Dame
- Georgia
- Texas Christian
- Georgia Tech
- Auburn
- South Carolina
- Mississippi State
- Iowa State
- Wisconsin
- Tennessee

2001

- Miami
- Oregon
- Florida
- Tennessee
- Texas
- Oklahoma
- Nebraska
- LSU
- Colorado
- Maryland
- Washington State
- Illinois
- South Carolina
- Syracuse
- Florida State
- Louisville
- Stanford
- Virginia Tech
- Washington
- Michigan
- Marshall
- Toledo
- Boston College
- BYU
- Georgia Tech

2002

- Ohio State
- Miami
- Georgia
- USC
- Oklahoma
- Kansas State
- Texas
- Iowa
- Michigan
- Washington State
- NC State
- Boise State
- Maryland
- Virginia Tech
- Penn State
- Auburn
- Notre Dame
- Pittsburgh
- Marshall
- West Virginia
- Colorado
- Texas Christian
- Florida State
- Florida
- Virginia

2003

- LSU
- USC
- Oklahoma
- Ohio State
- Miami
- Georgia
- Michigan
- Iowa
- Washington State
- Florida State
- Texas
- Miami (Ohio)
- Kansas State
- Mississippi
- Boise State
- Tennessee
- Minnesota
- Nebraska
- Purdue
- Maryland
- Utah
- Clemson
- Bowling Green
- Texas Christian
- Florida

2004

- USC
- Auburn
- Oklahoma
- Texas
- Utah
- Georgia
- Louisville
- Iowa
- California
- Virginia Tech
- Miami
- Michigan
- Boise State
- Florida State
- Tennessee
- LSU
- Texas Tech
- Wisconsin
- Ohio State
- Arizona State
- Boston College
- Fresno State
- Virginia
- NAVY
- Florida

2005

- Texas
- USC
- Penn State
- Ohio State
- LSU
- West Virginia
- Virginia Tech
- Alabama
- Texas Christian
- Georgia
- Notre Dame
- Oregon
- UCLA
- Auburn
- Wisconsin
- Florida
- Boston College
- Miami
- Texas Tech
- Louisville
- Clemson
- Oklahoma
- Florida State
- Nebraska
- California

2006

- Florida
- Ohio State
- LSU
- USC
- Wisconsin
- Boise State
- Louisville
- Auburn
- Michigan
- West Virginia
- Oklahoma
- Rutgers
- Texas
- California
- BYU
- Arkansas
- Wake Forest
- Virginia Tech
- Notre Dame
- Boston College
- Texas Christian
- Oregon State
- Tennessee
- Hawaii
- Penn State

2007

- LSU
- USC
- Georgia
- Ohio State
- Missouri
- West Virginia
- Kansas
- Oklahoma
- Virginia Tech
- Texas
- Boston College
- Tennessee
- Arizona State
- Auburn
- BYU
- Florida
- Hawaii
- Illinois
- Michigan
- CINCINNATI
- Wisconsin
- Clemson
- Texas Tech
- Oregon
- Penn State

2008

- Florida
- USC
- Texas
- Utah
- Oklahoma
- Alabama
- Texas Christian
- Penn State
- Oregon
- Georgia
- Ohio State
- Texas Tech
- Boise State
- Virginia Tech
- Mississippi
- Missouri
- CINCINNATI
- Oklahoma St.
- Oregon State
- Iowa
- BYU
- Georgia Tech
- Florida State
- Michigan State
- California

2009

- Alabama
- Texas
- Florida
- Boise State
- Ohio State
- TCU
- Iowa
- Penn State
- CINCINNATI
- Virginia Tech
- Oregon
- BYU
- Georgia Tech
- Nebraska
- Pittsburgh
- Wisconsin
- LSU
- Utah
- Miami
- USC
- Mississippi
- West Virginia
- Texas Tech
- Central Michigan
- Oklahoma State

2010

- Auburn
- TCU
- Oregon
- Stanford
- Ohio State
- Oklahoma
- Boise State
- LSU
- Wisconsin
- Oklahoma State
- Alabama
- Arkansas
- Nevada
- Michigan State
- Virginia Tech
- Florida State
- Mississippi State
- Missouri
- Nebraska
- UCF
- Texas A&M
- South Carolina
- Utah
- Maryland
- North Carolina State

2011

- Alabama
- LSU
- Oklahoma State
- Oregon
- Arkansas
- Boise State
- Stanford
- South Carolina
- Michigan
- Michigan State
- Wisconsin
- Baylor
- TCU
- HOUSTON
- Oklahoma
- Kansas State
- Virginia Tech
- West Virginia
- Southern Miss
- Georgia
- CINCINNATI
- Clemson
- Florida State
- Nebraska
- BYU

2012

- Alabama
- Oregon
- Notre Dame
- Georgia
- Texas A&M
- Stanford
- South Carolina
- Florida State
- Clemson
- Florida
- Kansas State
- LSU
- Louisville
- Boise State
- Oklahoma
- Northwestern
- Utah State
- Texas
- Oregon State
- Vanderbilt
- San Jose State
- CINCINNATI
- Nebraska
- Northern Illinois
- TULSA

2013

- Florida State
- Auburn
- Michigan State
- South Carolina
- Missouri
- Oklahoma
- Clemson
- Alabama
- Oregon
- Ohio State
- Stanford
- 12. UCF**
- Baylor
- LSU
- 15. Louisville**
- UCLA
- Oklahoma State
- Texas A&M
- USC
- Arizona State
- Wisconsin
- Duke
- Vanderbilt
- Notre Dame
- Nebraska

2014

- Ohio State
- Oregon
- TCU
- Alabama
- Michigan State
- Florida State
- Georgia Tech
- Baylor
- Georgia
- UCLA
- Missouri
- Mississippi State
- Wisconsin
- Arizona State
- Clemson
- Boise State
- Arizona
- Kansas State
- Mississippi
- Utah
- USC
- Marshall
- Auburn
- Louisville
- 25. MEMPHIS**

2015

- Alabama
- Clemson
- Stanford
- Ohio State
- Oklahoma
- Michigan State
- TCU
- 8. HOUSTON**
- Mississippi
- Iowa
- Michigan
- Notre Dame
- Baylor
- Florida State
- North Carolina
- Utah
- LSU
- 18. NAVY**
- Oklahoma State
- Oregon
- Wisconsin
- Northwestern
- Tennessee
- Georgia
- Florida

2016

- Clemson
- Alabama
- Oklahoma
- Washington
- USC
- Ohio State
- Penn State
- Florida State
- Wisconsin
- Michigan
- Oklahoma State
- Stanford
- Florida
- LSU
- Colorado
- Virginia Tech
- West Virginia
- Western Michigan
- 19. USF**
- Louisville
- Utah
- Auburn
- Miami (Fla.)
- Tennessee
- San Diego State

THE AMERICAN VS. NATIONALLY RANKED TEAMS

AP/USA Today rank in parentheses

UCF (2-5/1-2)

9/28/13	South Carolina (12/13)	L, 25-28
10/18/13	at Louisville * (8/6)	W, 38-35
1/1/14	vs. Baylor (6/5)	W, 52-42
9/13/14	at Missouri (20/21)	L, 10-38
10/24/15	Houston * (21/22)	L, 10-59
9/10/16	Michigan (5/6)	L, 14-51
10/29/16	at Houston * (rv/24)	L, 24-31

CINCINNATI (0-4/0-2)

12/5/13	Louisville * (19/16)	ot L, 24-31
9/27/14	at Ohio State (22/20)	L, 28-50
11/7/15	at Houston * (18/18)	L, 30-33
9/15/16	Houston * (6/7)	L, 16-40

UCONN (1-5/1-3)

9/21/13	Michigan (15/14)	L, 21-24
10/26/13	at UCF * (21/25)	L, 17-62
11/8/13	Louisville * (20/16)	L, 10-31
10/23/14	at East Carolina * (18/17)	L, 21-31
9/19/15	at Missouri (22/20)	L, 6-9
11/21/15	Houston * (13/14)	W, 20-17

EAST CAROLINA (2-2/0-1)

9/6/14	at South Carolina (21/21)	L, 23-33
9/13/14	at Virginia Tech (17/19)	W, 28-21
9/20/13	North Carolina (25/rv)	W, 70-41
10/22/15	Temple * (22/24)	L, 14-24

HOUSTON (6-3/4-2)

11/9/13	at UCF * (19/21)	L, 14-19
11/16/13	at Louisville (19/13)	L, 13-20
9/11/14	at Brigham Young (25/rv)	L, 25-33
11/14/15	Memphis * (25/25)	W, 35-34
11/27/15	Navy * (16/15)	W, 52-31
12/5/15	Temple + (20/21)	W, 24-13
12/31/15	vs. Florida State (9/8)	W, 38-24
9/3/16	vs. Oklahoma (3/3)	W, 33-23
11/17/16	Louisville (3/3)	W, 36-10

MEMPHIS (2-6/1-3)

11/23/13	at Louisville * (21/15)	L, 17-24
9/6/14	at UCLA (11/11)	L, 35-42
9/27/14	at Mississippi (10/11)	L, 3-24
10/17/15	Mississippi (13/12)	W, 37-24
11/14/15	at Houston * (16/16)	L, 34-35
10/1/16	at Mississippi (16/17)	L, 28-48
10/22/16	at Navy * (24/25)	L, 28-42
11/25/16	Houston * (18/21)	W, 48-44

NAVY (2-2, 2-1)

10/10/15	at Notre Dame (15/15)	L, 24-41
11/7/15	at Memphis * (15/16)	W, 45-20
11/27/15	at Houston * (21/21)	L, 31-55
10/8/16	Houston * (6/5)	W, 46-40

USF (2-8/2-3)

9/28/13	vs. Miami (Fla.) (15/15)	L, 21-49
10/26/13	Louisville * (18/16)	L, 3-34
11/29/13	at UCF * (17/19)	L, 20-23
9/27/14	at Wisconsin (19/17)	L, 10-27
10/11/14	East Carolina * (19/19)	L, 17-28
9/12/15	at Florida State (11/8)	L, 14-34
11/14/15	Temple * (21/21)	W, 44-23
12/21/15	vs. Western Kentucky (25/rv)	L, 35-45
9/24/16	Florida State (13/14)	L, 35-55
10/28/16	Navy (22/22)	W, 52-45

SMU (1-11/1-4)

9/21/13	at Texas A&M (10/9)	L, 13-42
12/7/13	UCF * (15/17)	L, 13-17
8/31/14	at Baylor (10/10)	L, 0-45
9/20/14	Texas A&M (6/7)	L, 6-58
10/4/14	at East Carolina * (22/23)	L, 24-45
9/4/15	Baylor (4/4)	L, 21-56
9/19/15	at TCU (3/3)	L, 37-56
11/6/15	Temple * (23/23)	L, 40-60
11/14/15	at Navy * (22/23)	L, 14-55
9/10/16	at Baylor (23/19)	L, 13-40
9/23/16	TCU (rv/21)	L, 3-33
10/22/16	Houston * (11/11)	W, 38-16

TEMPLE (2-4/2-2)

8/31/13	at Notre Dame (14/11)	L, 6-28
11/16/13	UCF * (15/19)	L, 36-39
11/1/14	East Carolina * (21/19)	W, 20-10
10/31/15	Notre Dame (9/9)	L, 20-24
12/5/15	at Houston + (17/18)	L, 13-24
12/3/16	at Navy (20/20)	W, 34-10

TULANE (0-3/0-2)

9/12/15	Georgia Tech (15/16)	L, 10-65
10/16/15	Houston (24/rv)	L, 7-42
10/31/15	Memphis (16/16)	L, 13-41

TULSA (0-6/0-3)

9/6/14	Oklahoma (3/4)	L, 7-52
9/19/15	at Oklahoma (16/17)	L, 38-52
10/23/15	Memphis * (18/17)	L, 42-66
11/21/15	Navy * (19/19)	L, 21-44
9/10/16	at Ohio State (4/4)	L, 3-48
10/15/16	at Houston * (13/12)	L, 31-38

--

LOUISVILLE (2-0/1-0)

12/5/13	Cincinnati * (rv/23)	ot W, 31-24
12/28/13	vs. Miami (Fla.) (rv/25)	W, 36-9

RUTGERS (0-3/0-2)

10/10/13	at Louisville * (8/8)	L, 10-24
11/21/13	at UCF * (17/20)	L, 17-41
12/28/13	vs. Notre Dame (25/rv)	L, 16-29

* American Athletic Conference game

THE AMERICAN WHEN NATIONALLY RANKED

AP/USA Today rank in parentheses

UCF (7-0/6-0)

10/26/13 (21/25)	UConn *	W, 62-17
11/9/13 (19/21)	Houston *	W, 19-14
11/16/13 (15/19)	at Temple *	W, 39-36
11/21/13 (17/20)	Rutgers *	W, 41-17
11/29/13 (17/19)	USF *	W, 23-20
12/7/13 (15/17)	at SMU *	W, 17-13
1/1/14 (15/15)	vs. Baylor (6/5)	W, 52-42

CINCINNATI (0-0/0-0)

UCONN (0-0/0-0)

EAST CAROLINA (3-1/3-1)

10/4/14 (22/23)	SMU *	W, 45-24
10/11/14 (19/19)	at USF *	W, 28-17
10/23/14 (18/17)	UConn *	W, 31-21
11/1/14 (21/19)	at Temple *	L, 10-20

HOUSTON (15-4/10-4)

10/16/15 (24/rv)	at Tulane *	W, 42-7
10/24/15 (21/22)	at UCF *	W, 59-10
10/31/15 (18/19)	Vanderbilt	W, 34-0
11/7/15 (18/18)	Cincinnati *	W, 33-30
11/14/15 (16/16)	Memphis * (25/25)	W, 35-34
11/21/15 (13/14)	at UConn *	L, 13-14
11/27/15 (21/21)	Navy * (16/15)	W, 52-31
12/5/15 (17/18)	Temple + (20/21)	W, 24-13
12/31/15 (14/16)	vs. Florida State (9/8)	W, 38-24
9/3/16 (15/13)	vs. Oklahoma (3/3)	W, 33-23
9/10/16 (6/7)	Lamar	W, 42-0
9/15/16 (6/7)	at Cincinnati *	W, 40-16
9/24/16 (6/7)	at Texas State	W, 64-3
9/29/16 (6/7)	UConn *	W, 42-14
10/8/16 (6/7)	at Navy *	L, 40-46
10/15/16 (13/12)	Tulsa *	W, 38-31
10/22/16 (11/11)	SMU *	L, 16-38
10/29/16 (rv/24)	UCF *	W, 31-24
11/25/16 (18/21)	at Memphis *	L, 44-48

MEMPHIS (3-2/2-2)

10/17/15 (rv/22)	Mississippi (13/12)	W, 37-24
10/23/15 (18/17)	at Tulsa *	W, 66-42
10/31/15 (18/16)	Tulane *	W, 41-13
11/7/15 (15/16)	Navy *	L, 20-45
11/14/15 (25/25)	at Houston * (16/16)	L, 34-35

NAVY (5-3/3-3)

11/14/15 (22/23)	SMU *	W, 55-14
11/21/15 (19/19)	at Tulsa *	W, 44-21
11/27/15 (16/15)	at Houston *	L, 31-55
12/12/15 (21/22)	vs. Army	W, 21-17
12/28/15 (21/22)	Pittsburgh	W, 44-28
10/22/16 (24/25)	Memphis *	W, 42-28
10/28/16 (22/22)	at USF *	L, 45-52
12/3/16 (20/20)	Temple +	L, 10-34

USF (1-0/0-0)

12/29/16 (25/22)	vs. South Carolina	ot W, 46-39
------------------	--------------------	-------------

SMU (0-0/0-0)

TEMPLE (3-5/3-2)

10/22/15 (22/24)	at East Carolina *	W, 24-14
10/31/15 (21/22)	Notre Dame (9/9)	L, 20-24
11/6/15 (23/23)	at SMU *	W, 60-40
11/14/15 (21/21)	at USF *	L, 23-44
11/28/15 (25/24)	UConn *	W, 27-3
12/5/15 (20/21)	at Houston +	L, 13-24
12/22/15 (24/24)	vs. Toledo	L, 17-32
12/27/16 (23/24)	vs. Wake Forest	L, 26-34

TULANE (0-0/0-0)

TULSA (0-0/0-0)

NFL PLAYERS

AMERICAN ATHLETIC CONFERENCE IN THE NFL DRAFT

2014 (12 players)

Round/Overall	Pos	School	NFL Team
1 3	QB	UCF	Jacksonville
1 18	S	Louisville	New York Jets
1 26	DE	Louisville	Philadelphia
1 32	QB	Louisville	Minnesota
3 73	LB	Louisville	Buffalo
5 150	DE	USF	San Francisco
6 180	CB	SMU	San Francisco
6 214	QB	SMU	St. Louis
7 220	DT	UConn	Minnesota
7 222	RB	UCF	Jacksonville
7 238	LB	UConn	Atlanta
7 256	S	Memphis	Houston

2015 (11 players)

Round/Overall	Pos	School	NFL Team
1 26	WR	UCF	Baltimore
1 27	CB	UConn	Dallas
4 107	WR	East Carolina	Atlanta
4 109	SS	UCF	Indianapolis
5 145	CB	Memphis	Miami
5 164	CB	Tulane	Denver
6 186	WR	UConn	New York Giants
6 211	LB	USF	Houston
7 222	C	USF	Washington
7 227	DE	Memphis	St. Louis
7 251	DB	Tulane	Denver

2016 (10 players)

Round/Overall	Pos	School	NFL Team
1 24	CB	Houston	Cincinnati
1 26	QB	Memphis	Denver
4 104	CB	Temple	Baltimore
4 105	OG	Cincinnati	Kansas City
4 107	WR	Cincinnati	Baltimore
5 152	DT	Temple	Washington
6 182	QB	Navy	Baltimore
6 214	LB	Houston	New England
7 229	WR	Houston	Pittsburgh
7 246	LB	Temple	Pittsburgh

2017 (15 players)

Round/Overall	Pos	School	NFL Team
1 13	OLB	Temple	Arizona
2 37	WR	East Carolina	Buffalo
2 47	OLB	Houston	Baltimore
2 56	S	UConn	Oakland
2 63	OG	Temple	Buffalo
3 90	CB	UCF	Seattle
4 126	CB	Houston	Cleveland
4 143	RB	USF	Indianapolis
5 153	K	Memphis	Cincinnati
5 158	CB	Temple	Indianapolis
5 170	WR	USF	Minnesota
6 187	S	Cincinnati	Seattle
6 189	DT	Tulane	Los Angeles Rams
6 207	CB	Houston	Cincinnati
6 212	OT	USF	Green Bay

AMERICAN ATHLETIC CONFERENCE SUPER BOWL CHAMPIONS

Year	Pos	School	NFL Team
2015	CB	Tulane	Denver
	CB	Tulane	Denver
2016	LB	Houston	New England

THE AMERICAN ON 2017 NFL ROSTERS

The following former American Athletic Conference players were on NFL rosters as of June 30, 2017. These players played at least one season in The American.

UCF

Blake Bortles, QB	Jacksonville
Jeremy Boykins, CB	Tennessee
Clayton Geathers, S	Indianapolis
Shaquill Griffin, CB	Seattle
Ranell Hall, WR	Cleveland
Storm Johnson, RB	Miami
D.J. Killings, DB	New England
Justin McCray, OG	Green Bay
Breshad Perriman, WR	Baltimore

CINCINNATI

Deyshawn Bond, OG	Cincinnati
Tyreek Burwell, OT	Los Angeles Chargers
Parker Ehinger, OG	Kansas City
Tion Green, RB	Detroit
Johnny Holton, WR	Oakland
Mekale McKay, WR	Tennessee
Chris Moore, WR	Baltimore
Justin Murray, OT	Denver
Mike Tyson, CB	Seattle
Eric Wilson, LB	Minnesota

UCONN

Andrew Adams, S	New York Giants
Jeremy Davis, WR	Los Angeles Chargers
Deshon Foss, WR	New York Jets
John Green, CB	Tennessee
Byron Jones, CB	Dallas
Andreas Knappe, OT	Atlanta
Richard Levy, OL	San Francisco
Obi Melifonwu, S	Oakland
Shamar Stephen, DT	Minnesota
Noel Thomas, WR	Detroit

EAST CAROLINA

DaShaun Amos, CB	New York Giants
Zeek Bigger, LB	Carolina
Justin Hardy, WR	Atlanta
Josh Hawkins, CB	Green Bay
Zay Jones, WR	Buffalo
Dayon Pratt, LB	Houston
James Summers, RB	Arizona

HOUSTON

Demarcus Ayers, WR	Pittsburgh
Tyus Bowser, LB	Baltimore
Kenneth Farrow, RB	Los Angeles Chargers
Nolan Frese, LS	Seattle
Lee Hightower, S	Indianapolis
William Jackson, CB	Cincinnati
Richie Leone, P	Arizona
Cameron Malveaux, DE	Miami
Derrick Mathews, LB	Green Bay
Adrian McDonald, S	Los Angeles Chargers
Joey Mbu, DL	Washington
Tyler McCloskey, FB	San Francisco
Elandon Roberts, LB	New England
Greg Ward Jr., WR	Philadelphia
Brandon Wilson, S	Cincinnati
Howard Wilson, DB	Cleveland

MEMPHIS

Lonnie Ballentine, S	Houston
Alan Cross, TE	Tampa Bay
Jake Elliott, K	Cincinnati
Mose Frazier, WR	Carolina
Martin Ifedi, DE	Atlanta
Tevin Jones, WR	Kansas City
Paxton Lynch, QB	Denver
Arthur Maullet, CB	New Orleans
Bobby McCain, CB	Miami
Dontrell Nelson, CB	Denver

NAVY

Keenan Reynolds, WR	Baltimore
---------------------	-----------

USF

Rodney Adams, WR	Minnesota
Kofi Amichia, OG	Green Bay
Reshard Cliett, LB	Kansas City
Eric Lee, LB	Houston
Nigel Harris, LB	Los Angeles Chargers
Aaron Lynch, DE	San Francisco
Marlon Mack, RB	Indianapolis
Austin Reiter, C	Cleveland
Darrell Williams, OT	Los Angeles Rams

SMU

Kenneth Acker, DB	Kansas City
Chancey Briggs, OT	Oakland
Garrett Gilbert, QB	Carolina
Horace Richardson, CB	Minnesota

TEMPLE

Robby Anderson, WR	New York Jets
Dion Dawkins, OL	Buffalo
Kyle Friend, C	New York Jets
Nate Hairston, CB	Indianapolis
Matt Ioannidis, DT	Washington
Praise Martin-Oguike, DE	Miami
Tyler Matakevich, LB	Pittsburgh
Haason Reddick, LB	Arizona
Brandon Shippen, WR	Los Angeles Rams
Jahad Thomas, RB	Dallas
Colin Thompson, TE	New York Giants
Phillip Walker, QB	Indianapolis
Avery Williams, LB	Houston
Tavon Young, CB	Baltimore

TULANE

Lorenzo Doss, CB	Denver
Rob Kelley, LB	Washington
Nico Marley, RB	Washington
Taurean Nixon, CB	Jacksonville
Tanzel Smart, DT	Los Angeles Rams

TULSA

Keyarris Garrett, WR	Carolina
----------------------	----------

LOUISVILLE

Teddy Bridgewater, QB	Minnesota
Jamon Brown, OT	Los Angeles Rams
Jonathan Brown, K	Cincinnati
James Burgess, LB	Cleveland
Brandon Dunn, DE	Houston
Keith Kelsey, LB	Pittsburgh
Deiontrez Mount, LB	Indianapolis
James Quick, WR	Washington
Eli Rogers, WR	Pittsburgh
Marcus Smith, DE	Philadelphia
Devante Parker, WR	Miami
Calvin Pryor, S	Cleveland

RUTGERS

Michael Burton, FB	Chicago
Leonte Carroo, WR	Miami
Anthony Cioffi, S	Oakland
Brandon Coleman, WR	New Orleans
Quentin Gause, LB	Denver
Kaleb Johnson, OG	Arizona
Tyler Kroft, TE	Cincinnati
Steve Longa, LB	Seattle
Chris Muller, OG	Denver
Kevin Snyder, LB	Denver

ALL-TIME BOWL APPEARANCES

UCF (3-5/1-2)

12-24-05 Hawaii Bowl - Nevada 49, UCF 48
 12-29-07 Liberty Bowl - Mississippi State 10, UCF 3
 12-19-09 St. Petersburg Bowl - Rutgers 45, UCF 24
 12-31-10 Liberty Bowl - UCF 10, Georgia 6
 12-21-12 Beef 'O' Brady's Bowl - UCF 38, Ball State 17
 1-1-14 Tostitos Fiesta Bowl - UCF 52, Baylor 42
 12-26-14 Bitcoin St. Petersburg Bowl - North Carolina State 34, UCF 27
 12-17-16 AutoNation Cure Bowl - Arkansas State 31, UCF 13

CINCINNATI (8-8/0-3)

1-1-47 Sun Bowl - Cincinnati 18, Virginia Tech 6
 12-3-49 Glass Bowl - Cincinnati 33, Toledo 13
 1-1-51 Sun Bowl - Cincinnati 13, West Texas State 14
 12-21-97 Humanitarian Bowl - Cincinnati 35, Utah State 19
 12-27-00 Motor City Bowl - Cincinnati 14, Marshall 25
 12-29-01 Motor City Bowl - Cincinnati 16, Toledo 23
 12-17-02 New Orleans Bowl - Cincinnati 19, North Texas 24
 12-23-04 PlainsCapital Fort Worth - Cincinnati 32, Marshall 14
 1-6-07 International Bowl - Cincinnati 27, Western Michigan 24
 12-22-07 PapaJohns.com Bowl - Cincinnati 31, Southern Mississippi 21
 1-1-09 FedEx Orange Bowl - Virginia Tech 20, Cincinnati 7
 1-1-10 Allstate Sugar Bowl - Florida 51, Cincinnati 24
 12-31-11 AutoZone Liberty Bowl - Cincinnati 31, Vanderbilt 24
 12-27-12 Belk Bowl - Cincinnati 48, Duke 34
 12-28-13 Belk Bowl - North Carolina 39, Cincinnati 17
 12-27-14 Military Bowl - Virginia Tech 33, Cincinnati 17
 12-24-15 Hawai'i Bowl - San Diego State 42, Cincinnati 7

UCONN (3-3/0-1)

12-27-04 Motor City Bowl - UConn 39, Toledo 10
 12-29-07 Meineke Car Care Bowl - Wake Forest 24, UConn 10
 1-3-09 International Bowl - UConn 38, Buffalo 20
 1-2-10 PapaJohns.com Bowl - UConn 20, South Carolina 7
 1-1-11 Tostitos Fiesta Bowl - Oklahoma 48, UConn 20
 12-26-15 St. Petersburg Bowl - Marshall 16, UConn 10

EAST CAROLINA (9-8)

12-12-64 Tangerine Bowl - East Carolina 14, Massachusetts 13
 12-11-65 Tangerine Bowl - East Carolina 31, Maine 0
 12-16-78 Independence Bowl - East Carolina 35, Louisiana Tech 13
 1-1-92 Peach Bowl - East Carolina 37, North Carolina State 34
 12-31-94 Liberty Bowl - Illinois 30, East Carolina 0
 12-30-95 Liberty Bowl - East Carolina 19, Stanford 13
 12-22-99 Mobile Alabama Bowl - TCU 28, East Carolina 14
 12-27-00 GalleryFurniture.com Bowl - East Carolina 40, Texas Tech 27
 12-19-01 GMAC Bowl - Marshall 64, East Carolina 61 (ot)
 12-23-06 PapaJohns.com Bowl - USF 24, East Carolina 7
 12-23-07 Hawaii Bowl - East Carolina 41, Boise State 38
 1-2-09 Liberty Bowl - Kentucky 25, East Carolina 19
 1-2-10 Liberty Bowl - Arkansas 20, East Carolina 17 (ot)
 12-29-10 Military Bowl - Maryland 51, East Carolina 20
 12-22-12 New Orleans Bowl - Louisiana 43, East Carolina 34
 12-23-13 Beef 'O' Brady's Bowl - East Carolina 27, Ohio 20
 1-3-15 Birmingham Bowl - Florida 28, East Carolina 20

HOUSTON (11-13-1/1-2)

1-1-52 Salad Bowl - Houston 26, Dayton 21
 12-22-62 Tangerine Bowl - Houston 49, Miami (Ohio) 21
 12-31-69 Bluebonnet Bowl - Houston 36, Auburn 7
 12-31-71 Bluebonnet Bowl - Colorado 29, Houston 17
 12-29-73 Bluebonnet Bowl - Houston 47, Tulane 7
 12-23-74 Bluebonnet Bowl - North Carolina State 31, Houston 31
 1-1-77 Cotton Bowl - Houston 30, Maryland 21
 1-1-79 Cotton Bowl - Notre Dame 35, Houston 34
 1-1-80 Cotton Bowl - Houston 17, Nebraska 14
 12-14-80 Garden State Bowl - Houston 35, Navy 0
 12-26-81 Sun Bowl - Oklahoma 40, Houston 14
 1-1-85 Cotton Bowl - Boston College 45, Houston 28
 12-25-88 Aloha Bowl - Washington State 22, Houston 22
 12-27-96 Liberty Bowl - Syracuse 30, Houston 17
 12-25-03 Hawaii Bowl - Hawaii 54, Houston 48
 12-23-05 Fort Worth Bowl - Kansas 42, Houston 13
 12-29-06 Liberty Bowl - South Carolina 44, Houston 36
 12-28-07 Texas Bowl - TCU 20, Houston 13
 12-31-08 Armed Forces Bowl - Houston 34, Air Force 28
 12-31-09 Armed Forces Bowl - Air Force 47, Houston 20
 1-2-12 Ticket City Bowl - Houston 30, Penn State 14
 1-4-14 BBVA Compass Bowl - Vanderbilt 41, Houston 20
 1-2-15 Lockheed Martin Armed Forces Bowl - Houston 35, Pittsburgh 34
 12-31-15 Chick-Fil-A Peach Bowl - Houston 38, Florida State 24
 12-17-16 Las Vegas Bowl - San Diego State 34, Houston 14

MEMPHIS (4-5)

12-18-71 Pasadena Bowl - Memphis 28, San Jose State 9
 12-16-03 New Orleans Bowl - Memphis 27, North Texas 17
 12-22-04 GMAC Bowl - Bowling Green 52, Memphis 35
 12-26-05 Motor City Bowl - Memphis 38, Akron 31
 12-21-07 New Orleans Bowl - Florida Atlantic 44, Memphis 27
 12-20-08 St. Petersburg Bowl - USF 41, Memphis 14
 12-22-14 Miami Beach Bowl - Memphis 55, Brigham Young 48 (2ot)
 12-30-15 Birmingham Bowl - Auburn 31, Memphis 10
 12-20-16 Boca Raton Bowl - Western Kentucky 51, Memphis 31

NAVY (10-11-1)

1-1-24 Rose Bowl - Navy 14, Washington 14
 1-1-55 Sugar Bowl - Navy 21, Mississippi 0
 1-1-58 Cotton Bowl - Navy 20, Rice 7
 1-2-61 Orange Bowl - Missouri 21, Navy 14
 1-1-64 Cotton Bowl - Texas 28, Navy 6
 12-22-78 Holiday Bowl - Navy 23, Brigham Young 16
 12-14-80 Garden State Bowl - Houston 35, Navy 0
 12-30-81 Liberty Bowl - Ohio State 31, Navy 28
 12-25-96 Aloha Bowl - Navy 42, California 38
 12-30-03 Houston Bowl - Texas Tech 38, Navy 14
 12-30-04 Emerald Bowl - Navy 34, New Mexico 19
 12-22-05 Poinsettia Bowl - Navy 51, Colorado State 30
 12-30-06 Meineke Car Care Bowl - Boston College 25, Navy 24
 12-20-07 Poinsettia Bowl - Utah 35, Navy 32
 12-20-08 EagleBank Bowl - Wake Forest 28, Navy 19
 12-31-09 Texas Bowl - Navy 35, Missouri 13
 12-23-10 Poinsettia Bowl - San Diego State 35, Navy 14
 12-29-12 Fight Hunger Bowl - Arizona State 62, Navy 28
 12-30-13 Armed Forces Bowl - Navy 24, Middle Tennessee 6
 12-23-14 Poinsettia Bowl - Navy 17, San Diego State 16
 12-28-15 Military Bowl - Navy 44, Pittsburgh 28
 12-23-16 Armed Forces Bowl - Louisiana Tech 48, Navy 45

USF (5-3/1-1)

12-31-05 Meineke Car Care Bowl - North Carolina State 14, USF 0
 12-23-06 PapaJohns.com Bowl - USF 24, East Carolina 7
 12-31-07 Brut Sun Bowl - Oregon 56, USF 21
 12-20-08 St. Petersburg Bowl - USF 41, Memphis 14
 1-2-10 International Bowl - USF 27, Northern Illinois 3
 12-31-10 Meineke Car Care Bowl - USF 31, Clemson 26
 12-21-15 Miami Beach Bowl - Western Kentucky 45, USF 35
 12-29-16 Birmingham Bowl - USF 46, South Carolina 39 (ot)

SMU (7-7-1)

1-1-25 Dixie Classic - West Virginia Wesleyan 9, SMU 7
 1-1-36 Rose Bowl - Stanford 7, SMU 0
 1-1-48 Cotton Bowl - Penn State 13, SMU 13
 1-1-49 Cotton Bowl - SMU 21, Oregon State 13
 12-31-63 Sun Bowl - Oregon 21, SMU 14
 12-31-68 Bluebonnet Bowl - SMU 28, Oklahoma 27
 12-19-80 Holiday Bowl - Brigham Young 46, SMU 45
 1-1-83 Cotton Bowl - SMU 7, Pittsburgh 3
 12-24-83 Sun Bowl - Alabama 28, SMU 7
 12-29-84 Aloha Bowl - SMU 27, Notre Dame 20
 12-30-10 Armed Forces Bowl - Army 16, SMU 14
 1-7-12 BBVA Compass Bowl - SMU 28, Pittsburgh 6
 12-24-12 Hawaii Bowl - SMU 43, Fresno State 10

TEMPLE (2-4/0-2)

1-1-35 Sugar Bowl - Tulane 20, Temple 14
 12-15-79 Garden State Bowl - Temple 28, California 17
 12-29-09 EagleBank Bowl - UCLA 30, Temple 21
 12-17-11 New Mexico Bowl - Temple 37, Wyoming 15
 12-22-15 Boca Raton Bowl - Toledo 32, Temple 15
 12-27-16 Military Bowl - Wake Forest 34, Temple 26

TULANE (4-7)

1-1-32 Rose Bowl - USC 21, Tulane 12
 1-1-35 Sugar Bowl - Tulane 20, Temple 14
 1-1-40 Sugar Bowl - Texas A&M 14, Tulane 13
 12-12-70 Liberty Bowl - Tulane 17, Colorado 3
 12-29-73 Bluebonnet Bowl - Houston 47, Tulane 7
 12-22-79 Liberty Bowl - Penn State 9, Tulane 6
 12-27-80 All-American Bowl - Arkansas 34, Tulane 15
 12-19-87 Independence Bowl - Washington 24, Tulane 12
 12-31-98 Liberty Bowl - Tulane 41, Brigham Young 27
 12-25-02 Hawaii Bowl - Tulane 36, Hawaii 28
 12-21-13 New Orleans Bowl - Louisiana 24, Tulane 21

TULSA (10-11/1-1)

1-1-42 Sun Bowl - Tulsa 6, Texas Tech 0
 1-1-43 Sugar Bowl - Tennessee 14, Tulsa 7
 1-1-44 Sugar Bowl - Georgia Tech 20, Tulsa 18
 1-1-45 Orange Bowl - Tulsa 26, Georgia Tech 12
 1-1-46 Oil Bowl - Georgia 20, Tulsa 6
 1-1-53 Gator Bowl - Florida 14, Tulsa 13
 12-19-64 Bluebonnet Bowl - Tulsa 14, Mississippi 7
 12-18-65 Bluebonnet Bowl - Tennessee 27, Tulsa 6
 12-13-76 Independence Bowl - McNeese State 20, Tulsa 16
 12-16-89 Independence Bowl - Oregon 27, Tulsa 24
 12-30-91 Freedom Bowl - Tulsa 28, San Diego State 17
 1-3-04 Humanitarian Bowl - Georgia Tech 52, Tulsa 10
 12-31-05 Liberty Bowl - Tulsa 31, Fresno State 24
 12-23-06 Armed Forces Bowl - Utah 25, Tulsa 13
 1-6-08 GMAC Bowl - Tulsa 63, Bowling Green 7
 1-6-09 GMAC Bowl - Tulsa 45, Ball State 13
 12-24-10 Hawaii Bowl - Tulsa 62, Hawaii 35
 12-30-11 Armed Forces Bowl - Brigham Young 24, Tulsa 21
 12-31-12 Liberty Bowl - Tulsa 31, Iowa State 17
 12-26-15 Independence Bowl - Virginia Tech 55, Tulsa 52
 12-17-16 Miami Beach Bowl - Tulsa 55, Central Michigan 10

BOWL GAME RESULTS

COLLEGE FOOTBALL PLAYOFF

NATIONAL CHAMPIONSHIP

1-8-15 Ohio State 42, Oregon 20; Arlington, Texas
 1-11-16 Alabama 45, Clemson 40; Glendale, Ariz.
 1-9-17 Clemson 35, Alabama 31; Tampa, Fla.

BCS NATIONAL CHAMPIONSHIP

1-8-07 Florida 41, Ohio State 14; Glendale, Ariz.
 1-7-08 LSU 38, Ohio State 24; New Orleans, La.
 1-8-09 Florida 24, Oklahoma 14; Miami, Fla.
 1-7-10 Alabama 37, Texas 21; Pasadena, Calif.
 1-10-11 Auburn 22, Oregon 19; Glendale, Ariz.
 1-9-12 Alabama 21, LSU 0; New Orleans, La.
 1-7-13 Alabama 42, Notre Dame 14; Miami, Fla.
 1-6-14 Florida State 34, Auburn 31; Pasadena, Calif.

VALERO ALAMO BOWL

San Antonio, Texas

12-31-93 California 37, Iowa 3
 12-31-94 Washington State 10, Baylor 3
 12-28-95 Texas A&M 22, Michigan 20
 12-29-96 Iowa 27, Texas Tech 0
 12-30-97 Purdue 33, Oklahoma State 20
 12-29-98 Purdue 37, Kansas State 34
 12-28-99 Penn State 24, Texas A&M 0
 12-30-00 Nebraska 66, Northwestern 17
 12-29-01 Iowa 19, Texas Tech 16
 12-28-02 Wisconsin 31, Colorado 28 (ot)
 12-29-03 Nebraska 17, Michigan State 3
 12-19-04 Ohio State 33, Oklahoma State 7
 12-28-05 Nebraska 32, Michigan 28
 12-30-06 Texas 26, Iowa 24
 12-29-07 Penn State 24, Texas A&M 17
 12-29-08 Missouri 30, Northwestern 23 (ot)
 1-2-10 Texas Tech 41, Michigan State 31
 12-29-10 Oklahoma State 36, Arizona 10
 12-29-11 Baylor 67, Washington 56
 12-29-12 Texas 31, Oregon State 27
 12-30-13 Oregon 30, Texas 7
 1-2-15 UCLA 40, Kansas State 35
 1-2-16 TCU 47, Oregon 41 (3ot)
 12-29-16 Oklahoma State 38, Colorado 8

NOVA HOME LOANS ARIZONA BOWL

Tucson, Ariz.

12-29-15 Nevada 28, Colorado State 23
 12-30-16 Air Force 45, South Alabama 21

ARMED FORCES BOWL (I-1)

Forth Worth, Texas

12-23-03 Boise State 34, TCU 31
 12-23-04 Cincinnati 32, Marshall 14
 12-23-05 Kansas 42, Houston 13
 12-23-06 Utah 25, Tulsa 13
 12-31-07 California 42, Air Force 36
 12-29-08 Missouri 30, Northwestern 23 (ot)
 12-31-09 Air Force 47, Houston 20
 12-30-10 Army 16, Southern Methodist 14
 12-30-11 Brigham Young 24, Tulsa 21
 12-29-12 Rice 33, Air Force 14
 12-30-13 Navy 24, Middle Tennessee 6
 1-2-15 Houston 35, Pittsburgh 34
 12-29-15 California 55, Air Force 36
 12-23-16 Louisiana Tech 48, Navy 45

BIRMINGHAM BOWL (I-3)

Birmingham, Ala.

12-23-06 USF 24, East Carolina 7
 12-22-07 Cincinnati 31, Southern Mississippi 21
 12-29-08 Rutgers 29, North Carolina State 23
 1-2-10 UConn 20, South Carolina 7
 1-8-11 Pittsburgh 27, Kentucky 10
 1-7-12 SMU 28, Pittsburgh 6
 1-5-13 Mississippi 38, Pittsburgh 17
 1-4-14 Vanderbilt 41, Houston 24
 1-3-15 Florida 28, East Carolina 20
 12-30-15 Auburn 31, Memphis 10
 12-29-16 USF 46, South Carolina 39

POPEYES BAHAMAS BOWL

Nassau, Bahamas

12-24-14 Western Kentucky 49, Central Michigan 48
 12-24-15 Western Michigan 45, Middle Tennessee 31
 12-23-16 Old Dominion 24, Eastern Michigan 20

BELK BOWL (O-1)

Charlotte, North Carolina

12-28-02 Virginia 48, West Virginia 22
 12-27-03 Virginia 23, Pittsburgh 16
 12-30-04 Boston College 37, North Carolina 24
 12-31-05 North Carolina State 14, USF 0
 12-30-06 Boston College 25, Navy 24
 12-29-07 Wake Forest 24, UConn 10
 12-27-08 West Virginia 31, North Carolina 30
 12-26-09 Pittsburgh 19, North Carolina 17
 12-31-10 USF 31, Clemson 26
 12-27-11 North Carolina State 31, Louisville 24
 12-27-12 Cincinnati 48, Duke 34
 12-28-13 North Carolina 39, Cincinnati 17
 12-30-14 Georgia 37, Louisville 14
 12-30-15 Mississippi State 51, North Carolina State 28
 12-29-16 Virginia Tech 35, Arkansas 24

BOCA RATON BOWL (O-2)

Boca Raton, Fla.

12-23-14 Marshall 52, Northern Illinois 23
 12-22-15 Toledo 32, Temple 17
 12-20-16 Western Kentucky 51, Memphis 31

MOTEL 6 CACTUS BOWL

Tempe, Arizona

12-31-89 Arizona 17, North Carolina State 10
 12-31-90 California 17, Wyoming 15
 12-31-91 Indiana 24, Baylor 0
 12-29-92 Washington State 31, Utah 28
 12-29-93 Kansas State 52, Wyoming 17
 12-29-94 Brigham Young 31, Oklahoma 6
 12-27-95 Texas Tech 55, Air Force 41
 12-27-96 Wisconsin 38, Utah 10
 12-27-97 Arizona 20, New Mexico 14
 12-26-98 Missouri 34, West Virginia 31
 12-31-99 Colorado 62, Boston College 28
 12-28-00 Iowa State 37, Pittsburgh 29
 12-29-01 Syracuse 26, Kansas State 3
 12-26-02 Pittsburgh 38, Oregon State 13
 12-26-03 California 52, Virginia Tech 49
 12-28-04 Oregon State 38, Notre Dame 21
 12-27-05 Arizona State 45, Rutgers 40
 12-29-06 Texas Tech 44, Minnesota 41 (2ot)
 12-31-07 Oklahoma State 49, Indiana 33
 12-31-08 Kansas 42, Minnesota 21
 12-31-09 Iowa State 14, Minnesota 13
 12-28-10 Iowa 27, Missouri 24
 12-30-11 Oklahoma 31, Iowa 14
 12-29-12 Michigan State 17, TCU 16
 12-28-13 Kansas State 31, Michigan 14
 1-2-15 Oklahoma State 30, Washington 22
 1-2-16 West Virginia 43, Arizona State 42
 12-27-16 Baylor 31, Boise State 12

RAYCOM MEDIA CAMELLIA BOWL

Montgomery, Ala.

12-20-14 Bowling Green 33, South Alabama 28
 12-19-15 Appalachian State 31, Ohio 29
 12-18-16 Appalachian State 31, Toledo 28

BUFFALO WILD WINGS CITRUS BOWL

Orlando, Florida

1-1-47 Catawba 31, Maryville 6
 1-1-48 Catawba 7, Marshall 0
 1-1-49 Murray State 21, Sul Ross State 21
 1-2-50 St. Vincent 7, Emory & Henry 6
 1-1-51 Morris Harvey 35, Emory & Henry 14
 1-1-52 Stetson 35, Arkansas State 7
 1-1-53 East Texas State 33, Tenn. Tech 0
 1-1-54 East Texas State 7, Arkansas State 7
 1-1-55 Nebraska-Omaha 7, Eastern Kentucky 6
 1-2-56 Juniata 6, Missouri Valley 6
 1-1-57 West Texas State 20, Southern Miss 13
 1-1-58 East Texas State 10, Southern Miss 9
 12-27-58 East Texas State 26, Missouri Valley 7
 1-1-60 Middle Tennessee 21, Presbyterian 12
 12-30-60 Citadel 27, Tennessee Tech 0
 12-29-61 Lamar 21, Middle Tennessee 14
 12-22-62 Houston 49, Miami (Ohio) 21
 12-28-63 Western Kentucky 27, Coast Guard 0
 12-12-64 East Carolina 14, Massachusetts 13
 12-11-65 East Carolina 31, Maine 0
 12-10-66 Morgan State 14, West Chester 6
 12-16-67 Tenn.-Martin 25, West Chester 8
 12-27-68 Richmond 49, Ohio 42
 12-26-69 Toledo 56, Davidson 33
 12-28-70 Toledo 40, William & Mary 12
 12-28-71 Toledo 28, Richmond 3
 12-29-72 Tampa 21, Kent State 18
 12-22-73 Miami (Ohio) 16, Florida 7
 12-21-74 Miami (Ohio) 21, Georgia 10
 12-20-75 Miami (Ohio) 20, South Carolina 7
 12-18-76 Oklahoma State 49, Brigham Young 21
 12-23-77 Florida State 40, Texas Tech 17
 12-23-78 North Carolina State 30, Pittsburgh 17
 12-22-79 LSU 34, Wake Forest 10
 12-20-80 Florida 35, Maryland 20
 12-19-81 Missouri 19, Southern Miss 17
 12-18-82 Auburn 33, Boston College 26
 12-17-83 Tennessee 30, Maryland 23
 12-22-84 Georgia 17, Florida State 17
 12-28-85 Ohio State 10, Brigham Young 7
 1-1-87 LSU 16, USC 7
 1-1-88 Clemson 35, Penn State 10
 1-2-89 Clemson 13, Oklahoma 6
 1-1-90 Illinois 31, Virginia 21
 1-1-91 Georgia Tech 45, Nebraska 21
 1-1-92 California 37, Clemson 13
 1-1-93 Georgia 21, Ohio State 14
 1-1-94 Penn State 31, Tennessee 13
 1-2-95 Alabama 24, Ohio State 17
 1-1-96 Tennessee 20, Ohio State 14
 1-1-97 Tennessee 48, Northwestern 28
 1-1-98 Florida 21, Penn State 6
 1-1-99 Michigan 45, Arkansas 31
 1-1-00 Michigan State 37, Florida 34
 1-1-01 Michigan 31, Auburn 28
 1-1-02 Tennessee 45, Michigan 17
 1-1-03 Auburn 13, Penn State 9
 1-1-04 Georgia 34, Purdue 27 (ot)
 1-1-05 Iowa 30, LSU 25
 1-2-06 Wisconsin 24, Auburn 10
 1-1-07 Wisconsin 17, Arkansas 14
 1-1-08 Michigan 41, Florida 35
 1-1-09 Georgia 24, Michigan State 12
 1-1-10 Penn State 19, LSU 17
 1-2-12 South Carolina 30, Nebraska 13
 1-1-13 Georgia 45, Nebraska 31
 1-1-14 South Carolina 34, Wisconsin 24
 1-1-15 Missouri 33, Minnesota 17
 1-1-16 Michigan 41, Florida 7
 1-1-17 LSU 29, Louisville 9

BOWL GAME RESULTS

GOODYEAR COTTON BOWL CLASSIC

Arlington, Texas

1-1-37	TCU 16, Marquette 6
1-1-38	Rice 28, Colorado 14
1-2-39	St. Mary's 20, Texas Tech 13
1-1-40	Clemson 6, Boston College 3
1-1-41	Texas A&M 13, Fordham 12
1-1-42	Alabama 29, Texas A&M 21
1-1-43	Texas 14, Georgia Tech 7
1-1-44	Texas 7, Randolph Field 7
1-1-45	Oklahoma State 34, TCU 0
1-1-46	Texas 40, Missouri 27
1-1-47	Arkansas 0, LSU 0
1-1-48	SMU 13, Penn State 13
1-1-49	SMU 21, Oregon 13
1-2-50	Rice 27, North Carolina 13
1-1-51	Tennessee 20, Texas 14
1-1-52	Kentucky 20, TCU 7
1-1-53	Texas 16, Tennessee 0
1-1-54	Rice 28, Alabama 6
1-1-55	Georgia Tech 14, Arkansas 6
1-2-56	Mississippi 14, TCU 13
1-1-57	TCU 28, Syracuse 27
1-1-58	Navy 20, Rice 7
1-1-59	TCU 0, Air Force 0
1-1-60	Syracuse 23, Texas 14
1-2-61	Duke 7, Arkansas 6
1-1-62	Texas 12, Mississippi 7
1-1-63	LSU 13, Texas 0
1-1-64	Texas 28, Navy 6
1-1-65	Arkansas 10, Nebraska 7
1-1-66	LSU 14, Arkansas 7
12-31-66	Georgia 24, SMU 9
1-1-68	Texas A&M 20, Alabama 16
1-1-69	Texas 36, Tennessee 13
1-1-70	Texas 21, Notre Dame 17
1-1-71	Notre Dame 24, Texas 11
1-1-72	Penn State 30, Texas 6
1-1-73	Texas 17, Alabama 13
1-1-74	Nebraska 19, Texas 3
1-1-75	Penn State 41, Baylor 20
1-1-76	Arkansas 31, Georgia 10
1-1-77	Houston 30, Maryland 21
1-2-78	Notre Dame 38, Texas 10
1-1-79	Notre Dame 35, Houston 34
1-1-80	Houston 17, Nebraska 14
1-1-81	Alabama 30, Baylor 2
1-1-82	Texas 14, Alabama 12
1-1-83	SMU 7, Pittsburgh 3
1-2-84	Georgia 10, Texas 9
1-1-85	Boston College 45, Houston 28
1-1-86	Texas A&M 36, Auburn 16
1-1-87	Ohio State 28, Texas A&M 12
1-1-88	Texas A&M 35, Notre Dame 10
1-2-89	UCLA 17, Arkansas 3
1-1-90	Tennessee 31, Arkansas 27
1-1-91	Miami 46, Texas 3
1-1-92	Florida State 10, Texas A&M 2
1-1-93	Notre Dame 28, Texas A&M 3
1-1-94	Notre Dame 24, Texas A&M 21
1-2-95	USC 55, Texas Tech 14
1-1-96	Colorado 38, Oregon 6
1-1-97	Brigham Young 19, Kansas State 15
1-1-98	UCLA 29, Texas A&M 23
1-1-99	Texas 38, Mississippi State 11
1-1-00	Arkansas 27, Texas 6
1-1-01	Kansas State 35, Tennessee 21
1-1-02	Oklahoma 10, Arkansas 3
1-1-03	Texas 35, LSU 20
1-2-04	Mississippi 31, Oklahoma State 28
1-1-05	Tennessee 38, Texas A&M 7
1-2-06	Alabama 13, Texas Tech 10
1-1-07	Auburn 17, Nebraska 14
1-1-08	Missouri 38, Arkansas 7
1-2-09	Mississippi 47, Texas Tech 34
1-2-10	Mississippi 21, Oklahoma State 7
1-7-11	LSU 41, Texas A&M 24
1-6-12	Arkansas 29, Kansas State 16
1-4-13	Texas A&M 41, Oklahoma 13
1-3-14	Missouri 41, Oklahoma State 31
1-1-15	Michigan State 42, Baylor 41

12-31-15	Alabama 38, Michigan State 0
1-2-17	Wisconsin 24, Western Michigan 16

AUTONATTON CURE BOWL (0-1)

Orlando, Florida

12-19-15	San Jose State 27, Georgia State 16
12-17-16	Arkansas State 31, UCF 13

PLAYSTATION FIESTA BOWL (1-0)

Glendale, Arizona

12-27-71	Arizona State 45, Florida State 38
12-23-72	Arizona State 49, Missouri 35
12-21-73	Arizona State 28, Pittsburgh 7
12-28-74	Oklahoma State 16, Brigham Young 6
12-26-75	Arizona State 17, Nebraska 14
12-25-76	Oklahoma 41, Wyoming 7
12-25-77	Penn State 42, Arizona State 30
12-25-78	Arkansas 10, UCLA 10
12-25-79	Pittsburgh 16, Arizona 10
12-26-80	Penn State 31, Ohio State 19
1-1-82	Penn State 26, USC 10
1-1-83	Arizona State 32, Oklahoma 21
1-2-84	Ohio State 28, Pittsburgh 23
1-1-85	UCLA 39, Miami 37
1-1-86	Michigan 27, Nebraska 23
1-2-87	Penn State 14, Miami 10
1-1-88	Florida State 31, Nebraska 28
1-2-89	Notre Dame 34, West Virginia 21
1-1-90	Florida State 41, Nebraska 17
1-1-91	Louisville 34, Alabama 7
1-1-92	Penn State 42, Tennessee 17
1-1-93	Syracuse 26, Colorado 22
1-1-94	Arizona 29, Miami 0
1-2-95	Colorado 41, Notre Dame 24
1-2-96	Nebraska 32, Florida 24
1-1-97	Penn State 68, Texas 15
12-31-97	Kansas State 35, Syracuse 18
1-4-99	Tennessee 23, Florida State 16
1-2-00	Nebraska 31, Tennessee 21
1-1-01	Oregon State 41, Notre Dame 9
1-1-02	Oregon 38, Colorado 16
1-3-03	Ohio State 31, Miami 24 (2ot)
1-2-04	Ohio State 35, Kansas State 28
1-1-05	Utah 35, Pittsburgh 7
1-2-06	Ohio State 34, Notre Dame 10
1-1-07	Boise State 43, Oklahoma 42
1-2-08	West Virginia 48, Oklahoma 28
1-5-09	Texas 24, Ohio State 21
1-4-10	Boise State 17, TCU 10
1-1-11	Oklahoma 48, UConn 20
1-2-12	Oklahoma State 41, Stanford 38 (ot)
1-3-13	Oregon 35, Kansas State 17
1-1-14	UCF 52, Baylor 42
12-31-14	Boise State 38, Arizona 30
1-1-16	Ohio State 44, Notre Dame 28
12-31-16	Clemson 31, Ohio State 0

FOSTER FARMS BOWL

Santa Clara, California

12-31-02	Virginia Tech 20, Air Force 13
12-31-03	Boston College 35, Colorado State 21
12-30-04	Navy 34, New Mexico 19
12-29-05	Utah 38, Georgia Tech 10
12-27-06	Florida State 44, UCLA 27
12-28-07	Oregon State 21, Maryland 14
12-27-08	California 24, Miami (Fla.) 17
12-26-09	USC 24, Boston College 13
1-9-11	Nevada 20, Boston College 13
12-31-11	Illinois 20, UCLA 14
12-29-12	Arizona State 62, Navy 28
12-27-13	Washington 31, Brigham Young 16
12-30-14	Stanford 45, Maryland 21
12-27-15	Nebraska 37, UCLA 29
12-28-16	Utah 26, Indiana 24

DOLLAR GENERAL BOWL

Mobile, Alabama

12-20-00	Southern Mississippi 28, TCU 21
12-19-01	Marshall 64, East Carolina 61
12-18-02	Marshall 38, Louisville 15
12-18-03	Miami (Ohio) 49, Louisville 28
12-22-04	Bowling Green 52, Memphis 35
12-21-05	Toledo 45, Texas-El Paso 13
1-7-07	Southern Mississippi 28, Ohio 7
1-6-08	Tulsa 63, Bowling Green 7
1-6-09	Tulsa 45, Ball State 13
1-6-10	Central Michigan 44, Troy 41 (ot)
1-6-11	Miami (Ohio) 35, Middle Tennessee 21
1-8-12	Northern Illinois 38, Arkansas State 20
1-6-13	Arkansas State 17, Kent State 13
1-5-14	Arkansas State 23, Ball State 20
1-4-15	Toledo 63, Arkansas State 44
12-23-15	Georgia Southern 58, Bowling Green 27
12-23-16	Troy 28, Ohio 23

HAWAII BOWL (0-1)

Honolulu, Hawaii

12-25-02	Tulane 36, Hawaii 28
12-25-03	Hawaii 54, Houston 48
12-24-04	Hawaii 59, UAB 40
12-24-05	Nevada 49, Central Florida 48 (ot)
12-24-06	Hawaii 41, Arizona State 24
12-23-07	East Carolina 41, Boise State 38
12-24-08	Notre Dame 49, Hawaii 21
12-24-09	Southern Methodist 45, Nevada 10
12-24-10	Tulsa 62, Hawaii 35
12-24-11	Southern Mississippi 24, Nevada 17
12-24-12	SMU 43, Fresno State 10
12-24-13	Oregon State 38, Boise State 23
12-24-14	Rice 30, Fresno State 6
12-24-15	San Diego State 42, Cincinnati 7
12-24-16	Hawaii 52, Middle Tennessee 35

ZAXRY'S HEART OF DALLAS BOWL

Dallas, Texas

1-2-11	Texas Tech 45, Northwestern 38
1-2-12	Houston 30, Penn State 14
1-1-13	Oklahoma State 58, Purdue 14
1-1-14	North Texas 36, UNLV 14
12-26-14	Louisiana Tech 35, Illinois 18
12-26-15	Washington 44, Southern Mississippi 31
12-27-16	Army 38, North Texas 31 (ot)

NATIONAL FUNDING HOLIDAY BOWL

San Diego, California

12-22-78	Navy 23, Brigham Young 16
12-21-79	Indiana 38, Brigham Young 37
12-17-80	Ohio State 46, Brigham Young 45
12-18-81	Brigham Young 38, Washington State 36
12-17-82	Ohio State 47, Brigham Young 17
12-23-83	Brigham Young 21, Missouri 17
12-21-84	Brigham Young 24, Michigan 17
12-22-85	Arkansas 18, Arizona State 17
12-30-86	Iowa 39, San Diego State 38
12-30-87	Iowa 20, Wyoming 19
12-30-88	Oklahoma State 62, Wyoming 14
12-29-89	Penn State 50, Brigham Young 39
12-29-90	Texas A&M 65, Brigham Young 14
12-30-91	Iowa 13, Brigham Young 13
12-30-92	Hawaii 27, Illinois 17
12-30-93	Ohio State 28, Brigham Young 21
12-30-94	Michigan 24, Colorado State 14
12-29-95	Kansas State 54, Colorado State 21
12-30-96	Colorado 33, Washington 21
12-29-97	Colorado State 35, Missouri 24
12-30-98	Arizona 23, Nebraska 20
12-29-99	Kansas State 24, Washington 20
12-29-00	Oregon 35, Texas 30
12-28-01	Texas 47, Washington 43
12-27-02	Kansas State 34, Arizona State 27
12-30-03	Washington State 28, Texas 20
12-30-04	Texas Tech 45, California 31
12-29-05	Oklahoma 17, Oregon 14
12-28-06	California 45, Texas A&M 10
12-27-07	Texas 52, Arizona State 34
12-30-08	Oregon 42, Oklahoma State 31

BOWL GAME RESULTS

12-30-09 Nebraska 33, Arizona 0
 12-30-10 Washington 19, Nebraska 7
 12-28-11 Texas 21, California 10
 12-27-12 Baylor 49, UCLA 26
 12-30-13 Texas Tech 37, Arizona State 23
 12-27-14 USC 45, Nebraska 42
 12-26-15 Wisconsin 23, USC 21
 12-27-16 Minnesota 17, Washington State 12

CAMPING WORLD INDEPENDENCE BOWL (Q-1)

Shreveport, Louisiana
 12-13-76 McNeese State 20, Tulsa 16
 12-17-77 Louisiana Tech 24, Louisville 14
 12-16-78 East Carolina 35, Louisiana Tech 13
 12-15-79 Syracuse 31, McNeese State 7
 12-13-80 Southern Miss 16, McNeese State 14
 12-12-81 Texas A&M 33, Oklahoma St. 16
 12-11-82 Wisconsin 14, Kansas State 3
 12-10-83 Air Force 9, Mississippi 3
 12-15-84 Air Force 23, Virginia Tech 7
 12-21-85 Minnesota 20, Clemson 13
 12-20-86 Mississippi 20, Texas Tech 17
 12-12-87 Washington 24, Tulane 12
 12-23-88 Southern Miss 38, Texas-El Paso 18
 12-16-89 Oregon 27, Tulsa 24
 12-15-90 Louisiana Tech 34, Maryland 34
 12-29-91 Georgia 24, Arkansas 15
 12-31-92 Wake Forest 39, Oregon 35
 12-31-93 Virginia Tech 45, Indiana 20
 12-28-94 Virginia 20, TCU 10
 12-29-95 LSU 45, Michigan State 26
 12-31-96 Auburn 32, Army 29
 12-28-97 LSU 27, Notre Dame 9
 12-31-98 Mississippi 35, Texas Tech 18
 12-31-99 Mississippi 27, Oklahoma 25
 12-31-00 Mississippi State 43, Texas A&M 41 (ot)
 12-27-01 Alabama 14, Iowa State 13
 12-27-02 Mississippi 27, Nebraska 23
 12-31-03 Arkansas 27, Missouri 14
 12-28-04 Iowa State 17, Miami (Ohio) 13
 12-30-05 Missouri 38, South Carolina 31
 12-28-06 Oklahoma State 34, Alabama 31
 12-30-07 Alabama 30, Colorado 24
 12-28-08 Louisiana Tech 17, Northern Illinois 10
 12-28-09 Georgia 44, Texas A&M 20
 12-27-10 Air Force 14, Georgia Tech 7
 12-26-11 Missouri 41, North Carolina 24
 12-28-12 Ohio 45, Louisiana-Monroe 14
 12-31-13 Arizona 42, Boston College 19
 12-27-14 South Carolina 24, Miami (Fla.) 21
 12-26-15 Virginia Tech 55, Tulsa 52
 12-26-16 North Carolina State 41, Vanderbilt 17

LAS VEGAS BOWL (Q-1)

Las Vegas, Nevada
 12-17-93 Utah State 42, Ball State 33
 12-15-94 UNLV 52, Central Michigan 24
 12-14-95 Toledo 40, Nevada 37 (ot)
 12-19-96 Nevada 18, Ball State 15
 12-20-97 Oregon 41, Air Force 13
 12-19-98 North Carolina 20, San Diego State 13
 12-18-99 Utah 17, Fresno State 16
 12-21-00 UNLV 31, Arkansas 14
 12-25-01 Utah 10, USC 6
 12-25-02 UCLA 27, New Mexico 13
 12-24-03 Oregon State 55, New Mexico 14
 12-23-04 Wyoming 24, UCLA 21
 12-22-05 California 35, Brigham Young 28
 12-21-06 Brigham Young 38, Oregon 8
 12-22-07 Brigham Young 17, UCLA 16
 12-20-08 Arizona 31, Brigham Young 21
 12-22-09 BYU 44, Oregon State 20
 12-22-10 Boise State 26, Utah 3
 12-22-11 Boise State 56, Arizona State 24
 12-22-12 Boise State 28, Washington 26
 12-21-13 USC 45, Fresno State 20
 12-20-14 Utah 45, Colorado State 10
 12-19-15 Utah 35, Brigham Young 28
 12-17-16 San Diego State 34, Houston 10

AUTOZONE LIBERTY BOWL

Memphis, Tennessee (since 1965)
 12-19-59 Penn State 7, Alabama 0
 12-17-60 Penn State 41, Oregon 12
 12-16-61 Syracuse 15, Miami 14
 12-15-62 Oregon State 6, Villanova 0
 12-21-63 Mississippi State 16, North Carolina St. 12
 12-19-64 Utah 32, West Virginia 6
 12-18-65 Mississippi 13, Auburn 7
 12-10-66 Miami 14, Virginia Tech 7
 12-16-67 North Carolina State 14, Georgia 7
 12-14-68 Mississippi 34, Virginia Tech 17
 12-13-69 Colorado 47, Alabama 33
 12-12-70 Tulane 17, Colorado 3
 12-20-71 Tennessee 14, Arkansas 13
 12-18-72 Georgia Tech 31, Iowa State 30
 12-17-73 North Carolina State 31, Kansas 18
 12-16-74 Tennessee 7, Maryland 3
 12-22-75 USC 20, Texas A&M 0
 12-20-76 Alabama 36, UCLA 6
 12-19-77 Nebraska 21, North Carolina 17
 12-23-78 Missouri 20, LSU 15
 12-22-79 Penn State 9, Tulane 6
 12-27-80 Purdue 28, Missouri 25
 12-30-81 Ohio State 31, Navy 28
 12-29-82 Alabama 21, Illinois 15
 12-29-83 Notre Dame 19, Boston College 18
 12-27-84 Auburn 21, Arkansas 15
 12-27-85 Baylor 21, LSU 7
 12-29-86 Tennessee 21, Minnesota 14
 12-29-87 Georgia 20, Arkansas 17
 12-28-88 Indiana 34, South Carolina 10
 12-28-89 Mississippi 42, Air Force 29
 12-27-90 Air Force 23, Ohio State 11
 12-29-91 Air Force 38, Mississippi State 15
 12-31-92 Mississippi 13, Air Force 0
 12-28-93 Louisville 18, Michigan State 7
 12-31-94 Illinois 30, East Carolina 0
 12-30-95 East Carolina 19, Stanford 13
 12-27-96 Syracuse 30, Houston 17
 12-31-97 Southern Mississippi 41, Pittsburgh 7
 12-31-98 Tulane 41, Brigham Young 27
 12-31-99 Southern Mississippi 23, Colorado State 17
 12-29-00 Colorado State 22, Louisville 17
 12-31-01 Louisville 28, Brigham Young 10
 12-31-02 TCU 17, Colorado State 3
 12-31-03 Utah 17, Southern Mississippi 0
 12-31-04 Louisville 44, Boise State 40
 12-31-05 Tulsa 31, Fresno State 24
 12-29-06 South Carolina 44, Houston 36
 12-29-07 Mississippi State 10, Central Florida 3
 1-2-09 Kentucky 25, East Carolina 19
 1-2-10 Arkansas 20, East Carolina 17 (ot)
 12-31-10 UCF 10, Clemson 6
 12-31-11 Cincinnati 31, Vanderbilt 24
 12-31-12 Tulsa 31, Iowa State 17
 12-31-13 Mississippi State 44, Rice 7
 12-29-14 Texas A&M 45, West Virginia 37
 1-2-16 Arkansas 45, Kansas State 23
 12-30-16 Georgia 31, TCU 23

MIAMI BEACH BOWL (Q-1)

Miami, Fla.
 12-22-14 Memphis 55, Brigham Young 48 (2ot)
 12-21-15 Western Kentucky 45, USF 35
 12-19-16 Tulsa 55, Central Michigan 10

MILITARY BOWL (Q-2)

Annapolis, Md.
 12-20-08 Wake Forest 29, Navy 19
 12-29-09 UCLA 30, Temple 21
 12-29-10 Maryland 51, East Carolina 20
 12-28-11 Toledo 42, Air Force 41
 12-27-12 San Jose State 29, Bowling Green 20
 12-27-13 Marshall 31, Maryland 20
 12-27-14 Virginia Tech 33, Cincinnati 17
 12-28-15 Navy 44, Pittsburgh 28
 12-27-16 Wake Forest 34, Temple 26

MUSIC CITY BOWL

Nashville, Tennessee
 12-29-98 Virginia Tech 38, Alabama 7
 12-29-99 Syracuse 20, Kentucky 13
 12-28-00 West Virginia 49, Mississippi 38
 12-28-01 Boston College 20, Georgia 16
 12-30-02 Minnesota 29, Arkansas 14
 12-31-03 Auburn 28, Wisconsin 14
 12-31-04 Minnesota 20, Alabama 16
 12-30-05 Virginia 34, Minnesota 31
 12-28-06 Kentucky 28, Clemson 20
 12-31-07 Kentucky 35, Florida State 28
 12-31-08 Vanderbilt 16, Boston College 14
 12-27-09 Clemson 21, Kentucky 13
 12-30-10 North Carolina 30, Tennessee 27
 12-30-11 Mississippi State 23, Wake Forest 17
 12-31-12 Vanderbilt 38, North Carolina State 24
 12-30-13 Mississippi 25, Georgia Tech 17
 12-30-14 Notre Dame 31, LSU 28
 12-30-15 Louisville 27, Texas A&M 21
 12-30-16 Tennessee 38, Nebraska 24

GILDAN NEW MEXICO BOWL

Albuquerque, New Mexico
 12-23-06 San Jose State 20, New Mexico 12
 12-22-07 New Mexico 23, Nevada 0
 12-20-08 Colorado State 40, Fresno State 35
 12-19-09 Wyoming 35, Fresno State 28 (ot)
 12-18-10 Brigham Young 52, UTEP 24
 12-17-11 Temple 37, Wyoming 15
 12-15-12 Arizona 49, Nevada 48
 12-21-13 Colorado State 48, Washington State 45
 12-20-14 Utah State 21, UTEP 6
 12-19-15 Arizona 45, New Mexico 37
 12-17-16 New Mexico 23, UTSA 20

RSL CARRIERS NEW ORLEANS BOWL

New Orleans, Louisiana
 12-18-01 Colorado State 45, North Texas 20
 12-17-02 North Texas 24, Cincinnati 19
 12-16-03 Memphis 27, North Texas 17
 12-14-04 Southern Mississippi 31, North Texas 10
 12-20-05 Southern Miss 31, Arkansas State 19
 12-22-06 Troy 41, Rice 17
 12-21-07 Florida Atlantic 44, Memphis 27
 12-21-08 Southern Mississippi 30, Troy 27 (ot)
 12-20-09 Middle Tennessee 42, Southern Miss 32
 12-18-10 Troy 48, Ohio 21
 12-17-11 Louisiana 32, San Diego State 30
 12-22-12 Louisiana 43, East Carolina 34
 12-21-13 Louisiana 24, Tulane 21
 12-20-14 Louisiana 16, Nevada 3
 12-19-15 Louisiana Tech 47, Arkansas State 28
 12-18-16 Southern Mississippi 28, Louisiana 12

CAPITAL ONE ORANGE BOWL

Miami, Florida
 1-1-35 Bucknell 26, Miami 0
 1-1-36 Catholic 20, Mississippi 19
 1-1-37 Duquesne 13, Mississippi State 12
 1-1-38 Auburn 6, Michigan State 0
 1-2-39 Tennessee 17, Oklahoma 0
 1-1-40 Georgia Tech 21, Missouri 7
 1-1-41 Mississippi State 14, Georgetown 7
 1-1-42 Georgia 40, TCU 26
 1-1-43 Alabama 37, Boston College 21
 1-1-44 LSU 19, Texas A&M 14
 1-1-45 Tulsa 26, Georgia Tech 12
 1-1-46 Miami 13, Holy Cross 6
 1-1-47 Rice 8, Tennessee 0
 1-1-48 Georgia Tech 20, Kansas 14
 1-1-49 Texas 41, Georgia 28
 1-2-50 Santa Clara 21, Kentucky 13
 1-1-51 Clemson 15, Miami 14
 1-1-52 Georgia Tech 17, Baylor 14
 1-1-53 Alabama 61, Syracuse 6
 1-1-54 Oklahoma 7, Maryland 0
 1-1-55 Duke 34, Nebraska 7
 1-2-56 Oklahoma 20, Maryland 6
 1-1-57 Colorado 27, Clemson 21
 1-1-58 Oklahoma 48, Duke 21
 1-1-59 Oklahoma 21, Syracuse 6

BOWL GAME RESULTS

1-1-60 Georgia 14, Missouri 0
 1-2-61 Missouri 21, Navy 14
 1-1-62 LSU 25, Colorado 7
 1-1-63 Alabama 17, Oklahoma 0
 1-1-64 Nebraska 13, Auburn 7
 1-1-65 Texas 21, Alabama 17
 1-1-66 Alabama 39, Nebraska 28
 1-2-67 Florida 27, Georgia Tech 12
 1-1-68 Oklahoma 26, Tennessee 24
 1-1-69 Penn State 15, Kansas 14
 1-1-70 Penn State 10, Missouri 3
 1-1-71 Nebraska 17, LSU 12
 1-1-72 Nebraska 38, Alabama 6
 1-1-73 Nebraska 40, Notre Dame 6
 1-1-74 Penn State 16, LSU 9
 1-1-75 Notre Dame 13, Alabama 11
 1-1-76 Oklahoma 14, Michigan 6
 1-1-77 Ohio State 27, Colorado 10
 1-2-78 Arkansas 31, Oklahoma 6
 1-1-79 Oklahoma 31, Nebraska 24
 1-1-80 Oklahoma 24, Florida State 7
 1-1-81 Oklahoma 18, Florida State 17
 1-1-82 Clemson 22, Nebraska 15
 1-1-83 Nebraska 21, LSU 20
 1-2-84 Miami 31, Nebraska 30
 1-1-85 Washington 28, Oklahoma 17
 1-1-86 Oklahoma 25, Penn State 10
 1-1-87 Oklahoma 42, Arkansas 8
 1-1-88 Miami 20, Oklahoma 14
 1-2-89 Miami 23, Nebraska 3
 1-1-90 Notre Dame 21, Colorado 6
 1-1-91 Colorado 10, Notre Dame 9
 1-1-92 Miami 22, Nebraska 0
 1-1-93 Florida State 27, Nebraska 14
 1-1-94 Florida State 18, Nebraska 16
 1-1-95 Nebraska 24, Miami 17
 1-1-96 Florida State 31, Notre Dame 26
 12-31-96 Nebraska 41, Virginia Tech 21
 1-2-98 Nebraska 42, Tennessee 17
 1-2-99 Florida 31, Syracuse 10
 1-1-00 Michigan 34, Alabama 34 (ot)
 1-3-01 Oklahoma 13, Florida State 2
 1-2-02 Florida 56, Maryland 23
 1-2-03 USC 38, Iowa 10
 1-1-04 Miami 16, Florida State 14
 1-4-05 USC 55, Oklahoma 19
 1-3-06 Penn State 26, Florida State 23 (3ot)
 1-2-07 Louisville 24, Wake Forest 13
 1-3-08 Kansas 24, Virginia Tech 21
 1-1-09 Virginia Tech 20, Cincinnati 7
 2-5-10 Iowa 24, Georgia Tech 14
 1-3-11 Stanford 40, Virginia Tech 12
 1-4-12 West Virginia 70, Clemson 33
 1-1-13 Florida State 31, Northern Illinois 10
 1-3-14 Clemson 40, Ohio State 35
 12-31-14 Georgia Tech 49, Mississippi State 34
 12-31-15 Clemson 37, Oklahoma 17
 12-30-16 Florida State 33, Michigan 32

OUTBACK BOWL

Tampa, Florida

12-23-86 Boston College 27, Georgia 24
 1-2-88 Michigan 28, Alabama 24
 1-2-89 Syracuse 23, LSU 10
 1-1-90 Auburn 31, Ohio State 14
 1-1-91 Clemson 30, Illinois 0
 1-1-92 Syracuse 24, Ohio State 17
 1-1-93 Tennessee 38, Boston College 23
 1-1-94 Michigan 42, North Carolina State 7
 1-2-95 Wisconsin 34, Duke 20
 1-1-96 Penn State 43, Auburn 14
 1-1-97 Alabama 17, Michigan 14
 1-1-98 Georgia 33, Wisconsin 6
 1-1-99 Penn State 26, Kentucky 14
 1-1-00 Georgia 28, Purdue 25 (ot)
 1-1-01 South Carolina 24, Ohio State 7
 1-1-02 South Carolina 31, Ohio State 28
 1-1-03 Michigan 38, Florida 30
 1-1-04 Iowa 37, Florida 17
 1-1-05 Georgia 24, Wisconsin 21
 1-2-06 Florida 31, Iowa 24

1-1-07 Penn State 20, Tennessee 10
 1-1-08 Tennessee 21, Wisconsin 17
 1-1-09 Iowa 31, South Carolina 10
 1-1-10 Auburn 38, Northwestern 35 (ot)
 1-1-11 Florida 37, Penn State 24
 1-2-12 Michigan State 33, Georgia 30 (ot)
 1-1-13 South Carolina 33, Michigan 28
 1-1-14 LSU 21, Iowa 14
 1-1-15 Wisconsin 34, Auburn 31 (ot)
 1-1-16 Tennessee 45, Northwestern 6
 1-2-17 Florida 30, Iowa 3

CHICK-FIL-A PEACH BOWL (I-O)

Atlanta, Georgia

12-30-68 LSU 31, Florida State 27
 12-30-69 West Virginia 14, South Carolina 3
 12-30-70 Arizona State 48, North Carolina 26
 12-30-71 Mississippi 41, Georgia Tech 18
 12-29-72 North Carolina State 49, West Virginia 13
 12-28-73 Georgia 17, Maryland 16
 12-28-74 Vanderbilt 6, Texas Tech 6
 12-31-75 West Virginia 13, North Carolina State 10
 12-31-76 Kentucky 21, North Carolina 0
 12-31-77 North Carolina State 24, Iowa State 14
 12-25-78 Purdue 41, Georgia Tech 21
 12-31-79 Baylor 24, Clemson 18
 1-2-81 Miami 20, Virginia Tech 10
 12-31-81 West Virginia 26, Florida 6
 12-31-82 Iowa 28, Tennessee 22
 12-30-83 Florida State 28, North Carolina 3
 12-31-84 Virginia 27, Purdue 24
 12-31-85 Army 31, Illinois 29
 12-31-86 Virginia Tech 25, North Carolina State 24
 1-2-88 Tennessee 27, Indiana 22
 12-31-88 North Carolina State 28, Iowa 23
 12-30-89 Syracuse 19, Georgia 18
 12-29-90 Auburn 27, Indiana 23
 1-1-92 East Carolina 37, North Carolina State 34
 1-2-93 North Carolina 21, Mississippi State 17
 12-31-93 Clemson 14, Kentucky 13
 1-1-95 North Carolina State 28, Mississippi State 24
 12-30-95 Virginia 34, Georgia 27
 12-28-96 LSU 10, Clemson 7
 1-2-98 Auburn 21, Clemson 7
 12-31-98 Georgia 35, Virginia 33
 12-30-99 Mississippi State 17, Clemson 7
 12-29-00 LSU 28, Georgia Tech 14
 12-31-01 North Carolina 16, Auburn 10
 12-31-02 Maryland 30, Tennessee 3
 1-2-04 Clemson 27, Tennessee 14
 12-31-04 Miami 27, Florida 10
 12-30-05 LSU 40, Miami 3
 12-30-06 Georgia 31, Virginia Tech 24
 12-31-07 Auburn 23, Clemson 20 (ot)
 12-31-08 LSU 38, Georgia Tech 3
 12-31-09 Virginia Tech 37, Tennessee 14
 12-31-10 Florida State 26, South Carolina 17
 12-31-11 Auburn 43, Virginia 24
 12-31-12 Clemson 25, LSU 24
 12-31-13 Texas A&M 52, Duke 48
 12-31-14 TCU 42, Mississippi 3
 12-31-15 Houston 38, Florida State 24
 12-31-16 Alabama 24, Washington 7

FAMOUS IDAHO POTATO BOWL

Boise, Idaho

12-29-97 Cincinnati 35, Utah State 19
 12-30-98 Idaho 42, Southern Mississippi 35
 12-30-99 Boise State 34, Louisville 31
 12-28-00 Boise State 38, Texas-El Paso 23
 12-31-01 Clemson 49, Louisiana Tech 24
 12-31-02 Boise State 34, Iowa State 16
 1-3-04 Georgia Tech 52, Tulsa 10
 12-27-04 Fresno State 37, Virginia 34
 12-28-05 Boston College 27, Boise State 24
 12-31-06 Miami 21, Nevada 20
 12-31-07 Fresno State 40, Georgia Tech 28
 12-30-08 Maryland 42, Nevada 35
 12-30-09 Idaho 43, Bowling Green 42
 12-18-10 Northern Illinois 40, Fresno State 17
 12-17-11 Ohio 24, Utah State 23

12-15-12 Utah State 41, Toledo 15
 12-21-13 San Diego State 49, Buffalo 24
 12-20-14 Air Force 38, Western Michigan 24
 12-22-15 Akron 23, Utah State 21
 12-22-16 Idaho 61, Colorado State 50

NEW ERA PINSTRIPE BOWL (O-I)

Bronx, N.Y.

12-30-10 Syracuse 36, Kansas State 34
 12-30-11 Rutgers 27, Iowa State 13
 12-29-12 Syracuse 38, West Virginia 14
 12-28-13 Notre Dame 29, Rutgers 16
 12-27-14 Penn State 31, Boston College 30 (ot)
 12-26-15 Duke 44, Indiana 41
 12-28-16 Northwestern 31, Pittsburgh 24

POTNETTIA BOWL

San Diego, California

12-22-05 Navy 51, Colorado State 30
 12-19-06 TCU 37, Northern Illinois 7
 12-20-07 Utah 35, Navy 32
 12-21-08 TCU 17, Boise State 16
 12-23-09 Utah 37, California 27
 12-23-10 San Diego State 35, Navy 14
 12-21-11 TCU 31, Louisiana Tech 24
 12-20-12 Brigham Young 23, San Diego State 6
 12-26-13 Utah State 21, Northern Illinois 14
 12-23-14 Navy 17, San Diego State 16
 12-23-15 Boise State 55, Northern Illinois 7
 12-21-16 BYU 24, Wyoming 21

QUICK LANE BOWL

Detroit, Michigan

12-26-97 Mississippi 34, Marshall 31
 12-23-98 Marshall 48, Louisville 29
 12-27-99 Marshall 21, Brigham Young 3
 12-27-00 Marshall 25, Cincinnati 14
 12-29-01 Toledo 23, Cincinnati 16
 12-26-02 Boston College 51, Toledo 25
 12-26-03 Bowling Green 28, Northwestern 24
 12-27-04 UConn 39, Toledo 10
 12-26-05 Memphis 38, Akron 31
 12-26-06 Central Michigan 31, Middle Tennessee 14
 12-26-07 Purdue 51, Central Michigan 48
 12-26-08 Florida Atlantic 24, Central Michigan 21
 12-26-09 Marshall 21, Ohio 17
 12-26-10 Florida International 34, Toledo 32
 12-27-11 Purdue 37, Western Michigan 32
 12-26-12 Central Michigan 24, Western Kentucky 21
 12-26-13 Pittsburgh 30, Bowling Green 27
 12-26-14 Rutgers 40, North Carolina 21
 12-28-15 Minnesota 21, Central Michigan 14
 12-26-16 Boston College 36, Maryland 30

ROSE BOWL

Pasadena, California

1-1-02 Michigan 49, Stanford 0
 1-1-16 Washington State 14, Brown 0
 1-1-17 Oregon 14, Pennsylvania 0
 1-1-18 Mare Island 19, Camp Lewis 7
 1-1-19 Great Lakes 17, Mare Island 0
 1-1-20 Harvard 7, Oregon 6
 1-1-21 Carolina 28, Ohio State 0
 1-2-22 Wash. & Jeff. 0, California 0
 1-1-23 USC 14, Penn State 3
 1-1-24 Navy 14, Washington 14
 1-1-25 Notre Dame 27, Stanford 10
 1-1-26 Alabama 20, Washington 19
 1-1-27 Alabama 7, Stanford 7
 1-2-28 Stanford 7, Pittsburgh 6
 1-1-29 Georgia Tech 8, California 7
 1-1-30 USC 47, Pittsburgh 14
 1-1-31 Alabama 24, Washington State 0
 1-1-32 USC 21, Tulane 12
 1-2-33 USC 35, Pittsburgh 0
 1-1-34 Columbia 7, Stanford 0
 1-1-35 Alabama 29, Stanford 13
 1-1-36 Stanford 7, SMU 0
 1-1-37 Pittsburgh 21, Washington 0
 1-1-38 California 13, Alabama 0
 1-2-39 USC 7, Duke 3

BOWL GAME RESULTS

1-1-40 USC 14, Tennessee 0
 1-1-41 Stanford 21, Nebraska 13
 1-1-42 Oregon State 20, Duke 16
 1-1-43 Georgia 9, UCLA 0
 1-1-44 USC 29, Washington 0
 1-1-45 USC 25, Tennessee 0
 1-1-46 Alabama 34, USC 14
 1-1-47 Illinois 45, UCLA 14
 1-1-48 Michigan 49, USC 0
 1-1-49 Northwestern 20, California 14
 1-2-50 Ohio State 17, California 14
 1-1-51 Michigan 14, California 6
 1-1-52 Illinois 40, Stanford 7
 1-1-53 USC 7, Wisconsin 0
 1-1-54 Michigan State 28, UCLA 20
 1-1-55 Ohio State 20, USC 7
 1-2-56 Michigan State 17, UCLA 14
 1-1-57 Iowa 35, Oregon State 19
 1-1-58 Ohio State 10, Oregon 7
 1-1-59 Iowa 38, California 12
 1-1-60 Washington 44, Wisconsin 8
 1-2-61 Washington 17, Minnesota 7
 1-1-62 Minnesota 21, UCLA 3
 1-1-63 USC 42, Wisconsin 37
 1-1-64 Illinois 17, Washington 7
 1-1-65 Michigan 34, Oregon State 7
 1-1-66 UCLA 14, Michigan State 12
 1-2-67 Purdue 14, USC 13
 1-1-68 USC 14, Indiana 3
 1-1-69 Ohio State 27, USC 16
 1-1-70 USC 10, Michigan 3
 1-1-71 Stanford 27, Ohio State 17
 1-1-72 Stanford 13, Michigan 12
 1-1-73 USC 42, Ohio State 17
 1-1-74 Ohio State 42, USC 21
 1-1-75 USC 18, Ohio State 17
 1-1-76 UCLA 23, Ohio State 10
 1-1-77 USC 14, Michigan 6
 1-2-78 Washington 27, Michigan 20
 1-1-79 USC 17, Michigan 10
 1-1-80 USC 17, Ohio State 16
 1-1-81 Michigan 23, Washington 6
 1-1-82 Washington 28, Iowa 0
 1-1-83 UCLA 24, Michigan 14
 1-2-84 UCLA 45, Illinois 9
 1-1-85 USC 20, Ohio State 17
 1-1-86 UCLA 45, Iowa 28
 1-1-87 Arizona State 22, Michigan 15
 1-1-88 Michigan 22, USC 17
 1-2-89 Michigan 22, USC 14
 1-1-90 USC 17, Michigan 10
 1-1-91 Washington 46, Iowa 34
 1-1-92 Washington 34, Michigan 14
 1-1-93 Michigan 38, Washington 31
 1-1-94 Wisconsin 21, UCLA 16
 1-2-95 Penn State 38, Oregon 20
 1-1-96 USC 41, Northwestern 12
 1-1-97 Ohio State 20, Arizona State 17
 1-1-98 Michigan 21, Washington State 16
 1-1-99 Wisconsin 38, UCLA 31
 1-1-00 Washington 34, Purdue 24
 1-3-02 Miami 37, Nebraska 14
 1-1-03 Oklahoma 34, Washington State 14
 1-1-04 USC 28, Michigan 14
 1-1-05 Texas 38, Michigan 37
 1-4-06 Texas 41, USC 38
 1-1-07 USC 32, Michigan 18
 1-1-08 USC 49, Illinois 17
 1-1-09 USC 38, Penn State 24
 1-1-10 Ohio State 26, Oregon 17
 1-1-11 TCU 21, Wisconsin 19
 1-1-12 Oregon 45, Wisconsin 38
 1-1-13 Stanford 20, Wisconsin 14
 1-1-14 Michigan State 24, Stanford 20
 1-1-15 Oregon 59, Florida State 20
 1-1-16 Stanford 45, Iowa 16
 1-2-17 USC 52, Penn State 49

RUSSELL ATHLETIC BOWL (1-0)

Orlando, Florida
 12-28-90 Florida State 24, Penn State 17
 12-28-91 Alabama 30, Colorado 25
 1-1-93 Stanford 24, Penn State 3
 1-1-94 Boston College 31, Virginia 13
 1-2-95 South Carolina 24, West Virginia 21
 12-30-95 North Carolina 20, Arkansas 10
 12-27-96 Miami 31, Virginia 21
 12-29-97 Georgia Tech 35, West Virginia 30
 12-29-98 Miami 46, North Carolina State 23
 12-30-99 Illinois 63, Virginia 21
 12-28-00 North Carolina State 38, Minnesota 30
 12-20-01 Pittsburgh 34, North Carolina State 19
 12-23-02 Texas Tech 55, Clemson 15
 12-22-03 North Carolina State 56, Kansas 26
 12-21-04 Georgia Tech 51, Syracuse 14
 12-27-05 Clemson 19, Colorado 10
 12-29-06 Maryland 24, Purdue 7
 12-28-07 Boston College 24, Michigan State 21
 12-27-08 Florida State 24, Wisconsin 13
 12-29-09 Wisconsin 20, Miami 14
 12-28-10 North Carolina State 23, West Virginia 7
 12-29-11 Florida State 18, Notre Dame 14
 12-28-12 Virginia Tech 13, Rutgers 10
 12-28-13 Louisville 36, Miami (Fla.) 9
 12-29-14 Clemson 40, Oklahoma 6
 12-29-15 Baylor 49, North Carolina 38
 12-28-16 Miami (Fla.) 31, West Virginia 14

ST. PETERSBURG BOWL (0-2)

St. Petersburg, Fla.
 12-20-08 USF 41, Memphis 14
 12-19-09 Rutgers 45, UCF 24
 12-21-10 Louisville 31, Southern Mississippi 28
 12-20-11 Marshall 20, Florida International 10
 12-21-12 UCF 38, Ball State 17
 12-23-13 East Carolina 37, Ohio 20
 12-26-14 North Carolina State 34, UCF 27
 12-26-15 Marshall 16, UConn 10
 12-26-17 Mississippi State 17, Miami (Ohio) 16

ALLSTATE SUGAR BOWL

New Orleans, Louisiana
 1-1-35 Tulane 20, Temple 14
 1-1-36 TCU 3, LSU 2
 1-1-37 Santa Clara 21, LSU 14
 1-1-38 Santa Clara 6, LSU 0
 1-2-39 TCU 15, Carnegie Tech 7
 1-1-40 Texas A&M 14, Tulane 13
 1-1-41 Boston College 19, Tennessee 13
 1-1-42 Fordham 2, Missouri 0
 1-1-43 Tennessee 14, Tulsa 7
 1-1-44 Georgia Tech 20, Tulsa 18
 1-1-45 Duke 29, Alabama 26
 1-1-46 Oklahoma St. 33, St. Mary's 13
 1-1-47 Georgia 20, North Carolina 10
 1-1-48 Texas 27, Alabama 7
 1-1-49 Oklahoma 14, North Carolina 6
 1-2-50 Oklahoma 35, LSU 0
 1-1-51 Kentucky 13, Oklahoma 7
 1-1-52 Maryland 28, Tennessee 13
 1-1-53 Georgia Tech 24, Mississippi 7
 1-1-54 Georgia Tech 42, West Virginia 19
 1-1-55 Navy 21, Mississippi 0
 1-2-56 Georgia Tech 7, Pittsburgh 0
 1-1-57 Baylor 13, Tennessee 7
 1-1-58 Mississippi 39, Texas 7
 1-1-59 LSU 7, Clemson 0
 1-1-60 Mississippi 21, LSU 0
 1-2-61 Mississippi 14, Rice 6
 1-1-62 Alabama 10, Arkansas 3
 1-1-63 Mississippi 17, Arkansas 13
 1-1-64 Alabama 12, Mississippi 7
 1-1-65 LSU 13, Syracuse 10
 1-1-66 Missouri 20, Florida 18
 1-2-67 Alabama 34, Nebraska 7
 1-1-68 LSU 20, Wyoming 13
 1-1-69 Arkansas 16, Georgia 2
 1-1-70 Mississippi 27, Arkansas 22
 1-1-71 Tennessee 34, Air Force 13

1-1-72 Oklahoma 40, Auburn 22
 12-31-72 Oklahoma 14, Penn State 0
 12-31-73 Notre Dame 24, Alabama 23
 12-31-74 Nebraska 13, Florida 10
 12-31-75 Alabama 13, Penn State 6
 1-1-77 Pittsburgh 27, Georgia 3
 1-2-78 Alabama 35, Ohio State 6
 1-1-79 Alabama 14, Penn State 7
 1-1-80 Alabama 24, Arkansas 9
 1-1-81 Georgia 17, Notre Dame 10
 1-1-82 Pittsburgh 24, Georgia 20
 1-1-83 Penn State 27, Georgia 23
 1-2-84 Auburn 9, Michigan 7
 1-1-85 Nebraska 28, LSU 10
 1-1-86 Tennessee 35, Miami 7
 1-1-87 Nebraska 30, LSU 15
 1-1-88 Syracuse 16, Auburn 16
 1-2-89 Florida State 13, Auburn 7
 1-1-90 Miami 33, Alabama 25
 1-1-91 Tennessee 23, Virginia 22
 1-1-92 Notre Dame 39, Florida 28
 1-1-93 Alabama 34, Miami 13
 1-1-94 Florida 41, West Virginia 7
 1-2-95 Florida State 27, Florida 21
 12-31-95 Virginia Tech 28, Texas 10
 1-2-97 Florida 52, Florida State 20
 1-1-98 Florida State 31, Ohio State 14
 1-1-99 Ohio State 24, Texas A&M 14
 1-1-00 Florida State 46, Virginia Tech 29
 1-2-01 Miami 37, Florida 20
 1-1-02 LSU 47, Illinois 34
 1-1-03 Georgia 26, Florida State 13
 1-4-04 LSU 21, Oklahoma 14
 1-3-05 Auburn 16, Virginia Tech 13
 1-2-06 West Virginia 38, Georgia 35
 1-3-07 LSU 41, Notre Dame 14
 1-1-08 Georgia 41, Hawaii 10
 1-2-09 Utah 31, Alabama 17
 1-1-10 Florida 51, Cincinnati 24
 1-4-11 Ohio State 31, Arkansas 26
 1-3-12 Michigan 23, Virginia Tech 20 (ot)
 1-2-13 Louisville 33, Florida 23
 1-2-14 Oklahoma 45, Alabama 31
 1-1-15 Ohio State 42, Alabama 35
 1-1-16 Mississippi 48, Oklahoma State 20
 1-2-17 Oklahoma 35, Auburn 19

HYUNDAI SUN BOWL

El Paso, Texas
 1-1-36 Hardin-Simmons 14, New Mexico State 14
 1-1-37 Hardin-Simmons 34, Texas-El Paso 6
 1-1-38 West Virginia 7, Texas Tech 6
 1-2-39 Utah 26, New Mexico 0
 1-1-40 Catholic 0, Arizona State 0
 1-1-41 Western Reserve 26, Arizona State 13
 1-1-42 Tulsa 6, Texas Tech 0
 1-1-43 2nd Air Force 13, Hardin-Simmons 7
 1-1-44 Southwestern Texas 7, New Mexico 0
 1-1-45 Southwestern Texas 35, New Mexico 0
 1-1-46 New Mexico 34, Denver 24
 1-1-47 Cincinnati 18, Virginia Tech 6
 1-1-48 Miami (Ohio) 13, Texas Tech 12
 1-1-49 West Virginia 21, Texas-El Paso 12
 1-2-50 Texas-El Paso 33, Georgetown 20
 1-1-51 West Texas State 14, Cincinnati 13
 1-1-52 Texas Tech 25, Pacific 14
 1-1-53 Pacific 26, Southern Miss 7
 1-1-54 Texas-El Paso 37, Southern Miss 14
 1-1-55 Texas-El Paso 47, Florida State 20
 1-2-56 Wyoming 21, Texas Tech 14
 1-1-57 George Washington 13, Texas-El Paso 0
 1-1-58 Louisville 34, Drake 20
 12-31-58 Wyoming 14, Hardin-Simmons 6
 12-31-59 New Mexico State 28, North Texas State 8
 12-31-60 New Mexico State 20, Utah State 13
 12-30-61 Villanova 17, Wichita State 9
 12-31-62 West Texas State 15, Ohio U. 14
 12-31-63 Oregon 21, SMU 14
 12-26-64 Georgia 7, Texas Tech 0
 12-31-65 Texas-El Paso 13, TCU 12
 12-24-66 Wyoming 28, Florida State 20

BOWL GAME RESULTS

12-30-67 Texas-El Paso 14, Mississippi 7
 12-28-68 Auburn 34, Arizona 10
 12-20-69 Nebraska 45, Georgia 6
 12-19-70 Georgia Tech 17, Texas Tech 9
 12-18-71 LSU 33, Iowa State 15
 12-30-72 North Carolina 32, Texas Tech 28
 12-29-73 Missouri 34, Auburn 17
 12-28-74 Mississippi State 26, North Carolina 24
 12-26-75 Pittsburgh 33, Kansas 19
 1-2-77 Texas A&M 37, Florida 14
 12-31-77 Stanford 24, LSU 14
 12-23-78 Texas 42, Maryland 0
 12-22-79 Washington 14, Texas 7
 12-27-80 Nebraska 31, Mississippi State 17
 12-26-81 Oklahoma 40, Houston 14
 12-25-82 North Carolina 26, Texas 10
 12-24-83 Alabama 28, SMU 7
 12-22-84 Maryland 28, Tennessee 27
 12-28-85 Georgia 13, Arizona 13
 12-25-86 Alabama 28, Washington 6
 12-25-87 Oklahoma State 35, West Virginia 33
 12-24-88 Alabama 29, Army 28
 12-30-89 Pittsburgh 31, Texas A&M 28
 12-31-90 Michigan State 17, USC 16
 12-31-91 UCLA 6, Illinois 3
 12-31-92 Baylor 20, Arizona 15
 12-24-93 Oklahoma 41, Texas Tech 10
 12-30-94 Texas 35, North Carolina 31
 12-29-95 Iowa 38, Washington 18
 12-31-96 Stanford 38, Michigan State 0
 12-31-97 Arizona State 17, Iowa 7
 12-31-98 TCU 28, USC 19
 12-31-99 Oregon 24, Minnesota 20
 12-29-00 Wisconsin 21, UCLA 20
 12-31-01 Washington State 33, Purdue 27
 12-31-02 Purdue 34, Washington 24
 12-31-03 Minnesota 31, Oregon 30
 12-31-04 Arizona State 27, Purdue 23
 12-30-05 UCLA 50, Northwestern 38
 12-29-06 Oregon State 39, Missouri 38
 12-31-07 Oregon 56, USF 21
 12-31-08 Oregon State 3, Pittsburgh 0
 12-31-09 Oklahoma 31, Stanford 27
 12-31-10 Notre Dame 33, Miami 17
 12-31-11 Utah 30, Georgia Tech 27 (ot)
 12-31-12 Georgia Tech 21, USC 7
 12-31-13 UCLA 42, Virginia Tech 12
 12-27-14 Arizona State 36, Duke 31
 12-26-15 Washington State 20, Miami (Fla.) 14
 12-30-16 Stanford 25, North Carolina 23

TAXSLAYER BOWL

Jacksonville, Florida
 1-1-46 Wake Forest 26, South Carolina 14
 1-1-47 Oklahoma 34, North Carolina State 13
 1-1-48 Maryland 20, Georgia 20
 1-1-49 Clemson 24, Missouri 23
 1-2-50 Maryland 20, Missouri 7
 1-1-51 Wyoming 20, Washington & Lee 7
 1-1-52 Miami 14, Clemson 0
 1-1-53 Florida 14, Tulsa 13
 1-1-54 Texas Tech 35, Auburn 13
 12-31-54 Auburn 33, Baylor 13
 12-31-55 Vanderbilt 25, Auburn 13
 12-29-56 Georgia Tech 21, Pittsburgh 14
 12-28-57 Tennessee 3, Texas A&M 0
 12-27-58 Mississippi 7, Florida 3
 1-2-60 Arkansas 14, Georgia Tech 7
 12-31-60 Florida 13, Baylor 12
 12-30-61 Penn State 30, Georgia Tech 15
 12-29-62 Florida 17, Penn State 7
 12-28-63 North Carolina 35, Air Force 0
 1-2-65 Florida State 36, Oklahoma 19
 12-31-65 Georgia Tech 31, Texas Tech 21
 12-31-66 Tennessee 18, Syracuse 12
 12-30-67 Penn State 17, Florida State 17
 12-28-68 Missouri 35, Alabama 10
 12-27-69 Florida 14, Tennessee 13
 1-2-71 Auburn 35, Mississippi 28
 12-31-71 Georgia 7, North Carolina 3
 12-30-72 Auburn 24, Colorado 3
 12-29-73 Texas Tech 28, Tennessee 19
 12-30-74 Auburn 27, Texas 3
 12-29-75 Maryland 13, Florida 0
 12-27-76 Notre Dame 20, Penn State 9
 12-30-77 Pittsburgh 34, Clemson 3
 12-29-78 Clemson 17, Ohio State 15
 12-28-79 North Carolina 17, Michigan 15
 12-29-80 Pittsburgh 37, South Carolina 9
 12-28-81 North Carolina 31, Arkansas 27
 12-30-82 Florida State 31, West Virginia 12
 12-30-83 Florida 14, Iowa 6
 12-28-84 Oklahoma State 21, South Carolina 14
 12-30-85 Florida State 34, Oklahoma State 23
 12-27-86 Clemson 27, Stanford 21
 12-31-87 LSU 30, South Carolina 13
 1-1-89 Georgia 34, Michigan State 27
 12-30-89 Clemson 27, West Virginia 7
 1-1-91 Michigan 35, Mississippi 3
 12-29-91 Oklahoma 48, Virginia 14
 12-31-92 Florida 27, North Carolina State 10
 12-31-93 Alabama 24, North Carolina 10
 12-30-94 Tennessee 45, Virginia Tech 23
 1-1-96 Syracuse 41, Clemson 0
 1-1-97 North Carolina 20, West Virginia 13
 1-1-98 North Carolina 42, Virginia Tech 3
 1-1-99 Georgia Tech 35, Notre Dame 28
 1-1-00 Miami 28, Georgia Tech 13
 1-1-01 Virginia Tech, Clemson 20
 1-1-02 Florida State 30, Virginia Tech 17
 1-1-03 North Carolina State 28, Notre Dame 6
 1-1-04 Maryland 41, West Virginia 7
 1-1-05 Florida State 30, West Virginia 18
 1-2-06 Virginia Tech 35, Louisville 24
 1-1-07 West Virginia 38, Georgia Tech 35
 1-1-08 Texas Tech 31, Virginia 28
 1-1-09 Nebraska 26, Clemson 21
 1-1-10 Florida State 33, West Virginia 21
 1-1-11 Mississippi State 52, Michigan 14
 1-2-12 Florida 24, Ohio State 17
 1-1-13 Northwestern 34, Mississippi State 20
 1-1-14 Nebraska 24, Georgia 19
 1-2-15 Tennessee 45, Iowa 28
 1-2-16 Georgia 24, Penn State 17
 12-31-16 Georgia Tech 33, Kentucky 18

ADVOCARE V100 TEXAS BOWL

Houston, Texas
 12-28-06 Rutgers 37, Kansas State 10
 12-28-07 TCU 20, Houston 13
 12-30-08 Rice 38, Western Michigan 14
 12-31-09 Navy 35, Missouri 13
 12-29-10 Illinois 38, Baylor 14
 12-31-11 Texas A&M 33, Northwestern 22
 12-28-12 Texas Tech 34, Minnesota 31
 12-27-13 Syracuse 21, Minnesota 17
 12-29-14 Arkansas 31, Texas 7
 12-29-15 LSU 56, Texas Tech 27
 12-28-16 Kansas State 33, Texas A&M 28

MEDIA SERVICES

The official website of the American Athletic Conference features up-to-date information on all facets of the league and serves as the central point of distribution for live video and statistics of conference games.



CollegePressBox.com is the official media website for American Athletic Conference football and the media home for information on every Division I team and conference. Access and download weekly game notes, quotes, statistics, media guides, photos and more for the conference and each of its eight member schools throughout the season. Login information will be distributed to accredited media, or you can apply for a password by sending an e-mail to password@collegepressbox.com.

Weekly Teleconference

The American Athletic Conference will hold weekly teleconferences with its 12 head football coaches, beginning Monday, Aug. 28 and continuing each Monday through Nov 20. Each coach will be available for 10 minutes. Media representatives wishing to participate in the teleconference should contact The American office for the phone number. This year's schedule is as follows (all times Eastern):

11 a.m.	Ken Niumatalolo, Navy
11:10 a.m.	Chad Morris, SMU
11:20 a.m.	Randy Edsall, UConn
11:30 a.m.	Scottie Montgomery, East Carolina
11:40 a.m.	Philip Montgomery, Tulsa
11:50 a.m.	Major Applewhite, Houston
Noon	Luke Fickell, Cincinnati
12:10 p.m.	Charlie Strong, USF
12:20 p.m.	Geoff Collins, Temple
12:30 p.m.	Mike Norvell, Memphis
12:40 p.m.	Scott Frost, UCF
12:50 p.m.	Willie Fritz, Tulane

Social Media

Fans and media members are invited to follow the latest American Athletic Conference football news through social media. The American Twitter feed may be accessed @American_FB and the conference's official Facebook page is available @AmericanConf. The American's Instagram handle is @Amercan_Conf.



@American_FB



AmericanConf



American_Conf



AmericanAthleticConf

Additionally, the following American Athletic Conference staff members will provide regular updates on the 2017 season on social media:

Chuck Sullivan,
Assistant Commissioner (Communications) @ChuckSullivan15

Michael Costa,
Senior Director of Football Administration @MCosta5

Scott Draper, Associate Commissioner (Football) @sdraper72



The American Digital Network is the home of all live and on-demand video coverage of all 21 American Athletic Conference sports. The ADN will provide in-depth coverage of the 2017 American football season, beginning with reports from the league's annual Summer Kickoff & Media Days in Newport, Rhode Island.

Weekly Release & Statistics

Media members may access PDF versions of the complete weekly release, including conference and team-by-team statistics, on TheAmerican.org or via CollegePressBox.com. Regular updates of the weekly release will be distributed via e-mail from the conference office. To be included on the distribution list, send an e-mail request to Chuck Sullivan at csullivan@theamerican.org.

Weekly Football Highlights

The American Athletic Conference offers video highlights and clips of selected press conferences on a weekly basis through the XOS Digital XChange FTP tool. Content is available in full broadcast-quality resolution. Contact Chuck Sullivan (csullivan@theamerican.org) for information on how to access the highlights.

Weekly Awards

The American names offensive, defensive and special teams Players of the Week each Monday morning during the season. Winners are chosen from nominations provided by conference communications directors. The information will be available from the conference office via release as well as on the league web site.

Annual Awards

The American Athletic Conference will name first and second all-conference teams, players of the year on offense, defense and special teams, rookie of the year and coach of the year. The awards are chosen by a vote of the league's 12 head coaches at the conclusion of the regular season. The awards will be announced Nov. 29, 2017. The American Athletic Conference All-Academic Team is comprised of players who have an overall grade-point average of 3.00 or better over the previous academic year and completed at least two semesters of academic work. The team is announced in August. The American Athletic Conference Football Scholar-Athlete of the Year was established to recognize student-athletes who have achieved success in the classroom and on the field. The winner receives a scholarship which may be applied to graduate or professional studies.



American Athletic Conference Communications
phone 401.453.0660

Football Contact
Chuck Sullivan
Assistant Commissioner for Communications
Email: csullivan@theamerican.org
Mobile: 401.641.8760

AMERICAN ATHLETIC CONFERENCE DIRECTORY

UNIVERSITY OF CENTRAL FLORIDA

Wayne Densch Building #77
4000 Central Florida Boulevard
Orlando, FL 32816-3555



Scott Frost, Head Football Coach
Office(407) 823-5397
Andy Seeley, Associate AD/Communications
Office(407) 823-2729
Mobile.....(407) 342-1406
e-mail.....aseeley@athletics.ucf.edu

UNIVERSITY OF CINCINNATI

880 Richard E. Lindner Center
2751 O'Varsity Way
Cincinnati, OH 45221-0021



Luke Fickell, Head Football Coach
Office(513) 556-5986
Ryan Koslen, Associate AD/Strategic Communications
Office(513) 556-5186
Mobile.....(513) 497-3132
e-mail.....ryan.koslen@uc.edu

UNIVERSITY OF CONNECTICUT

2095 Hillside Road, Unit 1173
Storrs, CT 06269-1173



Randy Edsall, Head Football Coach
Office(860) 486-2718
Kyle Muncy, Associate AD
Office(860) 486-3531
Mobile.....(860) 208-8624
e-mail.....kyle.muncy@uconn.edu

EAST CAROLINA UNIVERSITY

319 Ward Sports Medicine Building
Greenville, NC 27858



Scottie Montgomery, Head Football Coach
Office(252) 737-4570
Tom McClellan, Assistant AD/Media Relations
Office(252) 737-1274
Mobile.....(252) 414-0990
e-mail.....mcclellant@ecu.edu

UNIVERSITY OF HOUSTON

3204 Cullen Boulevard
Houston, TX 77204-6002



Major Applewhite, Head Football Coach
Office(713) 743-9388
David Bassity, Associate AD/Strategic Communications
Office(713) 743-9409
Mobile.....(405) 274-1455
e-mail.....dbassity@central.uh.edu

UNIVERSITY OF MEMPHIS

570 Normal • AOB Room 203
Memphis, TN 38152



Mike Norvell, Head Football Coach
Office(901) 678-4140
Tammy DeGroff, Assistant Athletics Director
Office(901) 671-5787
Mobile.....(901) 734-1504
e-mail.....tdegroff@memphis.edu

UNITED STATES NAVAL ACADEMY

Ricketts Hall
556 Brownson Road
Annapolis, MD 21402



Ken Niumatalolo, Head Football Coach
Office(410) 293-2241
Scott Strasemeier, Sr. Assoc. AD/Sports Information
Office(410) 293-8775
Mobile.....(443) 336-9023
e-mail.....sstrasem@usna.edu

UNIVERSITY OF SOUTH FLORIDA

4202 E. Fowler Avenue, ATH 100
Tampa, FL 33620



Charlie Strong, Head Football Coach
Office(813) 974-7171
Brian Siegrist, Associate AD/Communications
Office(813) 974-4086
Mobile.....(813) 293-3897
e-mail.....siegrist@usf.edu

SOUTHERN METHODIST UNIVERSITY

5800 Ownby Drive
Dallas, TX 75275



Chad Morris, Head Football Coach
Office(214) 768-7681
Brad Sutton, Sr. Associate AD/Public Relations
Office(214) 768-1651
Mobile.....(214) 914-8705
e-mail.....bsutton@smu.edu

TEMPLE UNIVERSITY

1700 North Broad Street, Fourth Floor
Philadelphia, PA 19122



Geoff Collins, Head Football Coach
Office(215) 204-0855
Rich Burg, Assistant AD/Football Communications
Office(215) 204-0876
Mobile.....(215) 356-3952
e-mail.....rich.burg@temple.edu

TULANE UNIVERSITY

James W. Wilson Jr. Center
New Orleans, LA 70118



Willie Fritz, Head Football Coach
Office(504) 314-2425
Scottie Rodgers, Associate AD/Strategic Communications
Office(504) 862-8249
Mobile.....(504) 491-7610
e-mail.....srodger1@tulane.edu

UNIVERSITY OF TULSA

800 South Tucker Drive
Tulsa, OK 74104



Philip Montgomery, Head Football Coach
Office(918) 631-2544
Don Tomkalski, Senior Associate AD/Communications
Office(918) 631-3200
Mobile.....(918) 640-0683
e-mail.....donald-tomkalski@utulsa.edu

AMERICAN ATHLETIC CONFERENCE

15 Park Row West
Providence, RI 02903



Chuck Sullivan,
Assistant Commissioner for Communications
Office(401) 453-0660
Mobile.....(401) 641-8760
e-mail.....csullivan@theamerican.org



@American_FB



fb.com/AmericanConf



@American_Conf



@AmericanAthleticConf



Aug 26				at San Jose State	
Sept 2	Florida International (Thu.)	Austin Peay (Thu.)	Holy Cross (Thu.)	James Madison	Stony Brook
Sept 9	Memphis	at Michigan	USF	at West Virginia	at UConn
Sept 16	Georgia Tech	at Miami (Ohio)	at Virginia	Virginia Tech	Illinois (Fri.)
Sept 23	at Maryland	at Navy			at USF (Thu.)
Sept 30	Maine	Marshall	at SMU	USF	at East Carolina
Oct 7	at Cincinnati	UCF	Memphis (Fri.)	Temple	at East Carolina
Oct 14	East Carolina		at Temple	at UCF	Massachusetts
Oct 21	at Navy	SMU	Tulsa	Brigham Young	at Tulane
Oct 28		at USF	Missouri	at Houston	Cincinnati
Nov 4	at SMU	at Tulane	East Carolina	at UConn	Houston
Nov 11	UConn	Temple (Fri.)	at UCF	Tulane	at East Carolina
Nov 18	at Temple	at East Carolina	vs. Boston College	Cincinnati	UConn
Nov 25	USF (Fri.)	UConn	at Cincinnati	at Memphis	at Tulsa

2017 American Athletic Conference Football Championship



Saturday, Dec. 2, 2017 • ABC or ESPN



Sept 2	at UTSA	Louisiana Monroe (Thu.)	at Florida Atlantic (Fri.)	Stephen F. Austin	Grambling State	at Oklahoma State (Thu.)
Sept 9	at Arizona	at UCF	Tulane	North Texas	at Navy	Louisiana
Sept 16	Rice	UCLA		at TCU	at Oklahoma	at Toledo
Sept 23	Texas Tech	Southern Illinois	Cincinnati	Arkansas State	Army	New Mexico
Sept 30	at Temple	at Georgia State	at Tulsa	UConn		Navy
Oct 7	SMU	at UConn (Fri.)	Air Force	at Houston	Tulsa	at Tulane
Oct 14	at Tulsa	Navy	at Memphis		at Florida International	Houston
Oct 21	Memphis (Thu.)	at Houston (Thu.)	UCF	at Cincinnati	USF	at UConn
Oct 28	East Carolina	Tulane (Fri.)		Tulsa (Fri.)	at Memphis (Fri.)	at SMU (Fri.)
Nov 4	at USF	at Tulsa (Fri.)	at Temple (Thu.)	UCF	Cincinnati	Memphis (Fri.)
Nov 11			SMU	at Navy	at East Carolina	
Nov 18	at Tulane	SMU	at Notre Dame	at Memphis	Houston	at USF (Thu.)
Nov 25	Navy (Fri.)	East Carolina	at Houston (Fri.)	Tulane	at SMU	Temple

2017 American Athletic Conference Football Championship



Saturday, Dec. 2, 2017 • ABC or ESPN

vs. Army

Dec 9