



2016 TAMPA BAY BUCCANEERS

MEDIA INFORMATION




AT



GAME 12

AT SAN DIEGO

DEC. 4TH - 4:25 PM ET





TAMPA BAY BUCCANEERS
2016 WEEKLY PRESS RELEASE
PUBLIC RELATIONS

ONE BUCCANEER PLACE, TAMPA FLORIDA
TEL (813) 554-1311
FAX (813) 387-6317

TAMPA BAY BUCCANEERS AT **CHARGERS**

TAMPA BAY BUCCANEERS (6-5) VS. SAN DIEGO CHARGERS (5-6)

SUNDAY, DECEMBER 4, 4:25 P.M. ET
 QUALCOMM STADIUM (70,000)

NETWORK TELEVISION: FOX

PLAY-BY-PLAY: SAM ROSEN **ANALYST:** DAVID DIEHL **SIDELINE:** HOLLY SONDEERS

BUCS RADIO: US 103.5, FLAGSHIP STATION (103.5 FM, 620 AM & 95.3 FM)

PLAY-BY-PLAY: GENE DECKERHOFF **ANALYST:** DAVE MOORE **SIDELINE:** T.J. RIVES

LAST GAME: TAMPA BAY WON VS. SEATTLE, 14-5; SAN DIEGO WON AT HOUSTON, 21-13



2016 Schedule and Results (6-5)

DATE	OPPONENT (TV)	TIME
9/11	at Atlanta (FOX)	W, 31-24
9/18	at Arizona (FOX)	L, 40-7
9/25	LOS ANGELES (FOX)	L, 37-32
10/2	DENVER (CBS)	L, 27-7
10/10	at Carolina (ESPN)	W, 17-14
	Bye Week	
10/23	at San Francisco (FOX)	W, 34-17
10/30	OAKLAND (CBS)	L, 30-24 (OT)
11/3	ATLANTA (NFLN)	L, 43-28
11/13	CHICAGO (FOX)	W, 36-10
11/20	at Kansas City (FOX)	W, 19-17
11/27	SEATTLE (FOX)	W, 14-5
12/4	at San Diego (FOX)	4:25 p.m.
12/11	NEW ORLEANS (FOX)	4:25 p.m.
12/18	at Dallas^ (FOX)	1:00 p.m.
12/24	at New Orleans^ (FOX)	1:00 p.m.
1/1/17	CAROLINA^ (FOX)	1:00 p.m.

HOME GAMES IN ALL CAPS - All Times Eastern
 ^ Subject to Flexible Scheduling

ALL-TIME SERIES

The Chargers have won eight of 10 meetings all-time between the two teams, but the Buccaneers captured the last contest, earning a 34-24 victory in Tampa in 2012. The Buccaneers' only other triumph in the series was a 25-17 win at San Diego in 1996. The Chargers won the first meeting between the two teams, the Bucs first-ever home game, a 23-0 win at Tampa Bay during the Bucs' inaugural season in 1976. The next two games were also played in Tampa and were narrowly won by San Diego with a 24-23 win in 1981 and a 17-13 win in 1987. The Chargers captured their next two home games, a 41-10 win in 1990 and a 29-14 win in 1992.

REGULAR SEASON SERIES BY THE NUMBERS

Overall Regular Season Series	San Diego leads 8-2
Home Record vs. San Diego Chargers	1-5
Road Record vs. San Diego Chargers	1-3
Current Streak	Buccaneers, one game (2012)
Buccaneers Longest Streak	One game, twice (1996 & 2012)
Chargers Longest Streak	Six games, (1976-93)
Regular Season Point Total	Buccaneers 184 - Chargers 279
Most Points, Buccaneers	34, Buccaneers 34-24 (2012)
Most Points, Chargers	41, twice, last Chargers 41-24 (2008)
Most Points, both teams	65, Chargers 41-24 (2008)
Fewest Points, Buccaneers	0, Chargers 23-0 (1976)
Fewest Points, Chargers	17, twice, last Buccaneers 25-17 (1996)
Fewest Points, both teams	23, Chargers 23-0 (1976)
Largest Win, Buccaneers	10 points, Buccaneers 34-24 (2012)
Largest Win, Chargers	31 points, Chargers 41-10 (1990)

BUCCANEERS PR TWITTER AND MEDIA SITE

The Tampa Bay Buccaneers Public Relations staff is on Twitter: **@BuccaneersPR**, the department's official Twitter account, which provides media members with the latest updates on schedules and transactions, as well as notes and facts about the team and its activities.

For all of the team's publicity material, visit media.buccaneers.com. There, users will find updated statistics, game notes, bios, rosters, the 2015 Buccaneers Media Guide and more, plus the latest releases from the team.

Nelson Luis
 Senior Director of Communications
 nluis@buccaneers.nfl.com

Michael Pehanich
 Sr. Public Relations Manager
 mpehanich@buccaneers.nfl.com

Allen Barrett
 Public Relations Manager
 abarrett@buccaneers.nfl.com

Chris King
 Public Relations Coordinator
 cking@buccaneers.nfl.com

Brooke Skelley
 Public Relations Assistant
 bskelley@buccaneers.nfl.com

STATISTICAL COMPARISON

A look at how the teams match up in the 2016 season rankings:

Category	Tampa Bay	San Diego
Total Offense	13th (363.5 ypg)	8th (371.2 ypg)
Rushing Offense	16th (107.1 ypg)	20th (99.7 ypg)
Passing Offense	13th (256.4 ypg)	5th (271.5 ypg)
Total Defense	24th (369.3 ypg)	19th (361.1 ypg)
Rushing Defense	22nd (115.8 ypg)	6th (89.8 ypg)
Passing Defense	17th (253.5 ypg)	26th (271.3 ypg)
Points Scored	t17th (22.6 ppg)	4th (28.5 ppg)
Points Allowed	t18th (24.0 ppg)	26th (26.5 ppg)
Sacks	10th (27.0)	t25th (20.0)
Sacks Allowed	t12th (23.0)	t18th (26.0)
Turnover Margin	t14th (+2)	t19th (0)
Team Leaders	Tampa Bay	San Diego
Rushing Yards	Jacquizz Rodgers (393)	Melvin Gordon (908 - 4th, NFL)
Rushing Touchdowns	Five tied with 1	Melvin Gordon (9 - t4th, NFL)
Passer Rating	Jameis Winston (89.7)	Philip Rivers (93.9)
Passing Yards	Jameis Winston (2,900)	Philip Rivers (3,128 - 4th, NFL)
Passing Touchdowns	Jameis Winston (22 - t7th, NFL)	Philip Rivers (23 - t5th, NFL)
Receptions	Mike Evans (73 - 3rd, NFL)	Tyrell Williams (51)
Receiving Yards	Mike Evans (1,020 - 2nd, NFL)	Tyrell Williams (790)
Receiving Touchdowns	Mike Evans (10 - t1st, NFL)	A. Gates, T. Williams (5)
Tackles	Kwon Alexander (90)	Jatavis Brown (51)
Sacks	Gerald McCoy (6.0 - t1st, DTs)	Melvin Ingram (6.0)
Interceptions	Three tied with 2	Casey Hayward (6 - 1st, NFL)

WEEKLY MEDIA SCHEDULE

WEDNESDAY, NOVEMBER 30

12:30 p.m. - OC Todd Monken Media Availability
 12:40 p.m. - Open Locker Room
 12:45 p.m. - QB Jameis Winston Media Availability
 1:25 p.m. - Practice (Open first 30 minutes)
 3:35 p.m. - HC Dirk Koetter Media Availability
 4:45 p.m. - SD DE Joey Bosa Conference Call
 5:00 p.m. - SD HC Mike McCoy Conference Call

THURSDAY, DECEMBER 1

11:25 a.m. - DC Mike Smith Media Availability
 11:35 a.m. - Open Locker Room (45 minutes)
 12:50 p.m. - Practice (Open first 30 minutes)
 3:00 p.m. - HC Dirk Koetter Media Availability

FRIDAY, DECEMBER 2

10:20 a.m. - Practice (Open first 30 minutes)
 11:40 a.m. - Player Availability Immediately followed by HC Dirk Koetter Media Availability (On-field)

SATURDAY, DECEMBER 3

No Media Availability

SUNDAY, DECEMBER 4

4:25 p.m. - Tampa Bay Buccaneers vs. San Diego Chargers at Qualcomm Stadium

- ALL TIMES EASTERN -

LAST GAME

- Tampa Bay took the opening possession and scored a touchdown, driving 78 yards in 14 plays, taking up 7:26. The drive ended on a three-yard touchdown pass from QB **Jameis Winston** to WR **Mike Evans**. On the drive, Winston was 4-of-5 for 43 yards and the touchdown, with Evans catching three passes for 35 yards.

- Winston and Evans connected for another score on Tampa Bay's next drive, with Evans catching a 23-yard touchdown from Winston to finish a five-play, 62-yard drive that took up 3:01.

- Winston is the first Buccaneers player to throw for two or more touchdowns in the first quarter since 2002 (Brad Johnson, two vs. Minnesota, 11/3/02). Evans is the first Buccaneers player to ever have multiple touchdown receptions in the first quarter and the first to have multiple touchdown receptions in any quarter since 2013 (Vincent Jackson, two against Philadelphia, second quarter, 10/13/13).

- Tampa Bay scored touchdowns on each of the team's first two possessions, the first time the team has done so since 2012 (10/21/12 vs. New Orleans).

- Winston finished the game going 21-of-28 for 220 yards with two touchdowns and one interception, for a passer rating of 106.2. Winston has now recorded a passer rating of over 90 in each of the past four contests, the longest streak by a Buccaneers player since 2012 (Josh Freeman, five games, 10/14/12 vs. Kansas City-11/11/12 vs. San Diego).

- Winston now has 22 touchdown passes on the season, tied for the fourth-most in a single season in team history.

MOST TOUCHDOWN PASSES - SINGLE SEASON (Team History)

Rank	Player	TDs
1.	Josh Freeman, 2012	27
2.	Brad Johnson, 2003	26
3.	Josh Freeman, 2010	25
4.	Brad Johnson, 2003	22
4.	Jameis Winston, 2015	22
4.	Jameis Winston, 2016	22
7.	Trent Dilfer, 1998	21
7.	Trent Dilfer, 1997	21
9.	Brian Griese, 2004	20
9.	Vinny Testaverde, 1989	20
9.	Doug Williams, 1980	20

- Winston's 22 touchdown passes are the most through 11 games in team history and his 2,900 passing yards this season are also the most through 11 games.

- Winston has thrown at least one touchdown in each of the past seven games, tying for the longest streak of his career.

- Evans finished the game with eight catches for 104 yards and two touchdowns. Evans now has 10 receiving touchdowns this season, tied for the third-most in a single season in team history.

MOST RECEIVING TOUCHDOWNS IN A SINGLE SEASON – Team History

Rank	Player	TDs
1.	WR Mike Evans, 2014	12
2.	WR Mike Williams, 2010	11
3.	WR Mike Evans, 2016	10
3.	WR Joey Galloway 2005	10
5.	WR Mark Carrier, 1989	9
5.	WR Bruce Hill, 1988	9
5.	WR Kevin House, 1981	9
5.	WR Mike Williams, 2012	9
9.	TE Jimmie Giles, 1985	8
9.	WR Vincent Jackson, 2012	8
9.	WR Keyshawn Johnson, 2000	8
9.	WR Keenan McCardell, 2003	8

- Evans now has 25 career receiving touchdowns, tied for the fifth-most in team history.

MOST RECEIVING TOUCHDOWNS – Team History

Rank	Player	TDs
1.	TE Jimmie Giles, 1978-86	34
2.	WR Kevin House, 1980-85	31
3.	WR Joey Galloway 2005-07	28
4.	WR Mark Carrier, 1987-92	27
5.	WR Mike Evans, 2014-Pres.	25
5.	WR Mike Williams, 2010-13	25
7.	TE Dave Moore, 1992-01, 2004-06	24
8.	WR Bruce Hill, 1987-91	23
9.	WR Vincent Jackson, 2012-Pres.	20
10.	WR Gerald Carter, 1981-87	17
10.	WR Keyshawn Johnson, 2000-03	17

- Evans now has four 100-yard receiving games this season and 12 in his career. His 12 career 100-yard games are tied for the fourth-most in team history.

- Evans now has six career games with multiple touchdown receptions, the most in team history.

- With this game's totals, Evans has surpassed 1,000 receiving yards for the third consecutive season. He joins A.J. Green (2011-13), John Jefferson (1978-80) and Randy Moss (1998-2000) as the only players in NFL history to post 1,000 or more receiving yards in each of their first three seasons.

-Evans joins Joey Galloway (2005-07) and Vincent Jackson (2012-14) as the only players in team history to record three or more consecutive seasons with 1,000 receiving yards.

LAST GAME

- Evans's three total seasons with 1,000 or more receiving yards are tied for the most in team history (Galloway and Jackson).

- The Buccaneers recorded a season-high six sacks in the game, their most since recording six against Jacksonville last season. DT **Gerald McCoy** and DE **Noah Spence** tied for the team lead with 1.5 sacks each, while LB **Kwon Alexander**, DE **Robert Ayers** and DE **Ryan Russell** each added a sack. It was the first sack of Russell's career.

- This season, Spence has 5.5 sacks, the second-most among NFL rookies and the fourth-most by a rookie in team history. In addition to his 1.5 sacks in this game, Spence added a forced fumble, bringing his season total to three, tied for the second-most among NFL rookies.

MOST SACKS IN A SINGLE SEASON – Team History (Rookies)

Rank	Player	Sacks
1.	DT Santana Dotson	10.0
2.	DE Adrian Clayborn	7.5
3.	DE Gaines Adams	6.0
4.	DE Noah Spence	5.5
5.	DE Eric Curry	5.0
5.	LB Chris Washington	5.0
5.	DT Mark Wheeler	5.0

2016 NFL SACK LEADERS - Rookies

Rank	Player	Sacks
1.	DE Yannick Ngakoue (JAC)	6.0
2.	DE Noah Spence (TB)	5.5
3.	LB Leonard Floyd (CHI)	5.0
4.	DE Joey Bosa (SD)	4.5
5.	Four tied with 3.0	

- Tampa Bay recorded the first takeaway of the game with under a minute remaining in the first half, after Buccaneers CB **Alterraun Verner** intercepted a pass from Wilson at the Tampa Bay 15-yard line, returning it 16 yards to the Buccaneers 31-yard line. It was the first interception of the season for Verner, his fourth with Tampa Bay and the 15th of his career.

- Tampa Bay's defense registered another takeaway when LB **Lavonte David** forced a fumble from Seahawks TE **Jimmy Graham** and recovered the fumble, returning it 53 yards. David's 53-yard return was the longest by a Buccaneers player since 2003 (Keenan McCardell 57 yards vs. Indianapolis, 10/6/03). David now has four forced fumbles this season and 11 in his career, with one fumble recovery this year and four in his career.

- On Seattle's final drive, the Buccaneers notched their third takeaway of the game, with S **Bradley McDougald** intercepting Russell Wilson at the Tampa Bay two-yard line, returning it 32 yards to the Buccaneers 34-yard line. McDougald now has two interceptions this season and five in his career.

- With a fumble recovery in the game, Tampa Bay has registered at least one fumble recovery in each of the past six contests, the team's longest streak since 2009-10 (eight games: 11/29/09 at Atlanta-9/19/10 at Carolina). It is the team's longest streak in a single season since 2007 (seven games: 11/18/07 at Atlanta-12/30/07 vs. Carolina).

- Tampa Bay has recorded at least two takeaways in each of the past three games, the teams longest such streak since 2013 (four games: 11/17/13 vs. Atlanta-12/8/13 vs. Buffalo).

- The Buccaneers held the Seahawks to five points, the fewest the team has allowed since 2010 (0 points at San Francisco, 11/21/10). Tampa Bay has held the last three opponents under 20 points, the first time since 2012-13 that the team as held three consecutive opponents under 20 points (three games: 12/30/12 at Atlanta-9/15/13 vs. New Orleans) and the first time the team has done so in the same season since 2011 (three games: 9/18/11 at Minnesota-10/3/11 vs. Indianapolis).

- Tampa Bay held Seattle to 1-of-11 (9.1 pct.) on third downs in the contest, the Buccaneers best mark since 2013 (1-of-11 vs. Buffalo, 12/8/13).

- Tampa Bay held Seattle to one net passing yard in the first half, the lowest total by a Buccaneers opponent since 2003 (Houston, -3 net passing yards, 12/14/03).

- RB **Doug Martin** totaled 90 yards from scrimmage in the game, bringing his career total to 5,039 yards from scrimmage, the fifth-most in team history.

MOST YARDS FROM SCRIMMAGE - (Team History)

Rank	Player, Year	Yards
1.	RB James Wilder, 1981-89	9,449
2.	RB Warrick Dunn, 1997-2001, 2008	7,690
3.	FB Mike Alstott, 1996-2006	7,372
4.	RB Michael Pittman, 2002-07	5,723
5.	RB Doug Martin, 2012-Pres.	5,039
6.	WR Mark Carrier, 1987-92	5,018
7.	WR Kevin House, 1980-86	4,969
8.	RB Carnell Williams, 2005-10	4,586
9.	WR Vincent Jackson, 2012-Pres.	4,326
10.	TE Jimmie Giles, 1978-86	4,307

NEW & NOTABLE

EVANS EXCELLING

Since entering the league in 2014, Mike Evans has established himself as one of the top receivers in the NFL and this season has further cemented that claim.

Over the past three seasons, he has the ninth-most receiving yards in the NFL and the sixth-most touchdown receptions.

2014-16 NFL LEADERS IN RECEIVING YARDS

Rank	Player (Current Team)	Rec.	Yards
1.	WR Julio Jones (ATL)	305	4,604
2.	WR Antonio Brown (PIT)	347	4,530
3.	WR Odell Beckham Jr. (NYG)	252	3,670
4.	WR Demaryius Thomas (DEN)	276	3,661
5.	WR T.Y. Hilton (IND)	211	3,411
6.	WR Emmanuel Sanders (DEN)	238	3,369
7.	WR DeAndre Hopkins (HOU)	242	3,341
8.	WR A.J. Green (CIN)	221	3,302
9.	WR Mike Evans (TB)	215	3,277
10.	TE Greg Olsen (CAR)	219	2,902

2014-16 NFL LEADERS IN RECEIVING TOUCHDOWNS

Rank	Player (Team)	Rec. TD
1.	WR Odell Beckham (NYG)	33
1.	WR Antonio Brown (PIT)	33
3.	TE Rob Gronkowski (NE)	26
4.	WR Mike Evans (TB)	25
4.	WR Brandon Marshall (NYJ)	25

This season, Evans ranks in the top five in the NFL in receptions, receiving yards and receiving touchdowns.

2016 NFL RECEPTION LEADERS

Rank	Player (Team)	Rec.
1.	WR Antonio Brown (PIT)	82
2.	WR Larry Fitzgerald (ARI)	78
3.	WR Mike Evans (TB)	73
3.	WR Stefon Diggs (MIN)	67
5.	WR Amari Cooper (OAK)	66
5.	WR A.J. Green (CIN)	66

2016 NFL RECEIVING YARDS LEADERS

Rank	Player (Team)	Rec. Yards
1.	WR Julio Jones (ATL)	1,140
2.	WR Mike Evans (TB)	1,020
3.	WR Antonio Brown (PIT)	998
4.	WR A.J. Green (CIN)	964
5.	WR T.Y. Hilton (IND)	942

2016 NFL RECEIVING TOUCHDOWN LEADERS

Rank	Player (Team)	Rec. TD
1.	WR Mike Evans (TB)	10
1.	WR Antonio Brown (PIT)	10
3.	WR Jordy Nelson (GB)	9
4.	WR Davante Adams (GB)	8
4	WR Odell Beckham Jr. (NYG)	8

JAMEIS SINCE THE BYE

Since returning from Tampa Bay's Week 6 Bye, Jameis Winston has posted numbers that rank among the best in the NFL, with the fourth-most touchdowns in the league, fifth-most passing yards and ranking ninth in passer rating during that time.

2016 NFL PASSER RATING LEADERS - Weeks 7-12 (Min. 120 Att.)

Player	Att.	Cmp.	Yds	TD	INT	Rtg.
1. Marcus Mariota (TEN)	189	126	1,626	15	2	115.5
2. Drew Brees (NO)	231	176	1,853	16	4	114.9
3. Dak Prescott (DAL)	158	106	1,349	11	1	114.1
4. Kirk Cousins (WAS)	211	152	1,845	11	1	114.0
5. Matt Ryan (ATL)	170	119	1,441	11	3	110.0
6. Tom Brady (NE)	181	118	1,419	12	1	108.9
7. Ryan Tannehill (MIA)	141	93	1,050	9	1	106.4
8. Aaron Rodgers (GB)	268	180	1,904	17	3	104.1
9. Jameis Winston (TB)	199	128	1,573	13	3	104.1
10. Derek Carr (OAK)	196	130	1,507	10	2	102.1

On the season, Winston has thrown for 22 touchdowns, tied for the seventh-most in the league.

2016 NFL PASSING TOUCHDOWN LEADERS

Rank	Player (Team)	Pass TD
1.	Drew Brees (NO)	30
2.	Aaron Rodgers (GB)	27
3.	Matt Ryan (ATL)	26
4.	Marcus Mariota (TEN)	25
5.	Philip Rivers (SD)	23
5.	Ben Roethlisberger (PIT)	23
7.	Jameis Winston (TB)	22
7.	Derek Carr (OAK)	22
9.	Blake Bortles (JAC)	20
9.	Kirk Cousins (WAS)	20
9.	Eli Manning (NYG)	20

NEW & NOTABLE

TAKE THE BALL AWAY

Since the start of Week 5, Tampa Bay has seen a marked improvement on the defensive side of the ball, leading the league in takeaways during that span, including the most fumble recoveries and tied for the third-most interceptions in that time.

2016 NFL TAKEAWAY LEADERS (Week 5-Pres.)

Rank	Team	INT	FR	Takeaways
1.	Tampa Bay Buccaneers	8	10	18
2.	San Diego Chargers	8	7	15
3.	Kansas City Chiefs	5	9	14
4.	Baltimore Ravens	6	7	13
4.	New York Giants	10	3	13
4.	Oakland Raiders	7	6	13

Part of Tampa Bay's success with turnovers has come from both forcing fumbles and recovering them. This season, the Buccaneers have forced 18 fumbles, tied for the fifth-most in the NFL. The team has recovered 11 of their opponents' fumbles, tied for the best mark in the league.

2016 NFL FUMBLE RECOVERY LEADERS

Rank	Team	FF	FR
1.	Tampa Bay Buccaneers	18	11
1.	Kansas City Chiefs	21	11
3.	Denver Broncos	13	10
3.	New Orleans	15	10
5.	Oakland Raiders	19	9
5.	San Diego Chargers	16	9

On the season, Tampa Bay is tied for the third-most takeaways, and they have made those takeaways count, with the seventh-most takeaway points in the NFL.

2016 NFL TAKEAWAY POINTS SCORED

Rank	Team	TA	TA Points
1.	Denver Broncos	20	93
2.	Kansas City Chiefs	24	72
3.	Arizona Cardinals	18	71
4.	Carolina Panthers	16	68
5.	San Diego Chargers	23	67
6.	San Francisco 49ers	15	65
7.	Tampa Bay Buccaneers	20	64
8.	Atlanta Falcons	12	51
8.	New York Giants	14	51
10.	Minnesota Vikings	20	49

GOAL AND GOOD TO GO

Part of the Buccaneers success on both sides of the ball this season has come from their ability to score when they have the ball near the goal line and stop the opponent in the same situation.

Tampa Bay's offense is tied for the best goal-to-go touchdown efficiency in the NFL, while the team's defense is allowing the seventh-lowest mark in the league.

2016 NFL GOAL-TO-GO SCORING

Rank	Team	G-to-G Drives	G-to-G TD	Pct.
1.	Tampa Bay Buccaneers	15	13	86.7
1.	Pittsburgh Steelers	15	13	86.7
3.	New Orleans Saints	28	24	85.7
4.	Philadelphia Eagles	18	15	83.3
5.	Baltimore Ravens	11	9	81.8

2016 NFL OPPONENT GOAL-TO-GO SCORING

Rank	Team	G-to-G Drives	G-to-G TD	Pct.
1.	New York Giants	18	9	50.0
2.	New York Jets	22	12	54.5
3.	Pittsburgh Steelers	16	9	56.3
4.	New England Patriots	17	10	58.8
5.	Chicago Bears	25	15	60.0
5.	Seattle Seahawks	20	12	60.0
7.	Tampa Bay Buccaneers	24	15	62.5
8.	Cincinnati Bengals	20	13	65.0
8.	Indianapolis Colts	20	13	65.0
10.	New Orleans Saints	23	15	65.2

The Buccaneers also have three goal-to-go takeaways, the second-highest mark in the NFL. They are one of only four teams in the league to have more than one goal-to-go takeaways. The Buccaneers have also posted zero turnovers in goal-to-go situations.

2016 NFL GOAL-TO-GO TAKEAWAY LEADERS (2 or More)

Rank	Team	INT	FR	Takeaways
1.	Kansas City Chiefs	3	1	4
2.	Tampa Bay Buccaneers*	2	1	3
4.	Dallas Cowboys	1	1	2
4.	Philadelphia Eagles*	2	0	2

*Has not posted a goal-to-go turnover

NEW & NOTABLE

THIRD DOWN SUCCESS

This season, Tampa Bay has been one of the best in the league on third downs, both offensively and defensively. The Buccaneers defense currently has the third-lowest opponent third-down conversion rate allowed in the league, while the team's offense is seventh in the NFL in third-down conversions.

2016 NFL OPPONENT THIRD-DOWN CONVERSION RATES

Rank	Team	Att	Conv.	Pct.
1.	Miami Dolphins	144	48	33.3
2.	Baltimore Ravens	152	51	33.6
3.	Tampa Bay Buccaneers	134	45	33.6
4.	Oakland Raiders	134	47	35.1
5.	Denver Broncos	157	58	36.9

2016 NFL THIRD-DOWN CONVERSION RATES

Rank	Team	Att	Conv.	Pct.
1.	New Orleans Saints	152	76	50.0
2.	Green Bay Packers	151	74	49.0
2.	Dallas Cowboys	132	64	48.5
3.	Washington Redskins	144	69	47.9
4.	Tennessee Titans	158	74	46.8
6.	New England Patriots	148	69	46.6
7.	Tampa Bay Buccaneers	152	68	44.7
8.	San Diego Chargers	139	60	43.2
9.	Detroit Lions	133	57	42.9
10.	Indianapolis Colts	146	62	42.5

Against Seattle, Tampa Bay held the Seahawks offense to just 1-of-11 on third down (9.1 pct.), the fourth-lowest mark in any game this season. On the year, Tampa Bay has two of the seven lowest opponent single game third down rates.

2016 NFL LOWEST OPPONENT THIRD DOWN CONVERSION RATE (Single Game)

Team	Opp. Date	Opp Conv.	Opp. Att.	Opp. Rate
1. Jacksonville	at KC (11/6)	1	14	7.1
2. Minnesota	vs. HOU (10/9)	1	13	7.7
3. Buffalo	at NE (10/2)	1	12	8.3
4. Tampa Bay	vs. SEA (11/27)	1	11	9.1
4. Los Angeles	vs. MIA (11/20)	1	11	9.1
6. Dallas	at CLE	1	9	11.1
7. Tampa Bay	at CAR (10/10)	1	8	12.5
8. Chicago	vs. MIN (10/31)	2	13	15.4
8. Miami	at LA (11/20)	2	13	15.4

RUSHING THE PASSER

Following the Buccaneers Week 6 bye, the team has shown a renewed pass rush, recording 18 sacks in the six games since. Their 18 sacks are the third-most in the NFL during that time.

2016 NFL TEAM SACK LEADERS (Weeks 7-12)

Rank	Team	Sacks
1.	Carolina Panthers	20
2.	New York Giants	19
3.	Tampa Bay Buccaneers	18
4.	Kansas City Chiefs	17
5.	Pittsburgh Steelers	16

During that six-game span, DT Gerald McCoy (4.0 sacks) and DE Noah Spence (4.5 sacks) have keyed the pass rush. On the year, McCoy has 6.0 sacks, tied for the most by a defensive tackle, while Spence's 5.5 sacks this season are second-most among rookies.

2016 NFL SACK LEADERS - DEFENSIVE TACKLES

Rank	Player (Team)	Sacks
1.	Gerald McCoy (TB)	6.0
1.	Aaron Donald (LA)	6.0
3.	Timmy Jernigan (BAL)	5.0
3.	Ndamukong Suh (MIA)	5.0
5.	Geno Atkins (CIN)	4.5
5.	Nick Fairley (NO)	4.5
5.	Malik Jackson (JAC)	4.5

2016 NFL SACK LEADERS - Rookies

Rank	Player	Sacks
1.	DE Yannick Ngakoue (JAC)	6.0
2.	DE Noah Spence (TB)	5.5
3.	LB Leonard Floyd (CHI)	5.0
4.	DE Joey Bosa (SD)	4.5
5.	Four tied with 3.0	

Team

- Tampa Bay has recorded at least one takeaway in seven consecutive contests. With a takeaway at San Diego, the team would have eight straight games with a takeaway.
- Tampa Bay has recorded at least one fumble recovery in seven consecutive contests. With a fumble recovery at San Diego, the team would have eight straight games with a fumble recovery, the longest streak since 2009-10 (eight games: 11/29/09 at ATL-9/19/10 at CAR) and the longest streak ever in a single season. Tampa Bay is currently tied with the Kansas City Chiefs for the longest active streak of games with a fumble recovery.
- Tampa Bay has recorded at least two takeaways in the past three games. With two or more takeaways at San Diego, it would mark the first time that the team has recorded two or more takeaways in four consecutive games since 2013 (four games: 11/17/13 vs. ATL-12/8/13 vs. BUF).
- Tampa Bay has recorded two interceptions against Seattle. With two or more interceptions at San Diego, it would mark the first time the team has recorded multiple interceptions in consecutive games since 2014 (two games: 11/2/14 at CLE-11/9/14 vs. ATL).
- Tampa Bay has held each of the past three opponents under 20 points. If the team holds San Diego under 20 points, it will mark the first time since 2009-10 that the Buccaneers have held four consecutive opponents under 20 points (five games: 12/20/09 at SEA-9/19/10 at CAR) and the first time in the same season since 2008 (four games: 10/5/08 at DEN-10/26/08 at DAL).
- Tampa Bay held Seattle to five points. If the team holds San Diego to 10 or fewer points, it will mark the first time since 2008 that the Buccaneers have held consecutive opponents under 10 points (two games: 10/12/08 vs. CAR-10/19/08 vs. SEA).
- Tampa Bay recorded six sacks against Seattle. With six or more sacks at San Diego, it would mark only the second time in team history the Buccaneers have notched consecutive games with six or more sacks (2000, two games: 10/9/00 at MIN-10/19/00 vs. DET).

TE Cameron Brate

- Brate has five receiving touchdowns this season. He needs one more to tie Jimmie Giles (six in 1981) for third-most, two more to tie Giles (seven in 1979) for second-most and three more to tie Giles (eight in 1985) for the most touchdown receptions by a tight end in a single season in team history.

LB Lavonte David

- David has 14.0 career sacks, and needs 4.0 more to pass Chris Washington (17.5 from 1984-88) for the second-most and 13 more to pass Broderick Thomas (26.5 from 1989-93) for the most sacks by a linebacker in franchise history.
- David has nine career interceptions, and needs one more to pass Cecil Johnson (nine from 1977-85) and Richard Wood (nine from 1976-84) for third-most and tie Dave Lewis (10 from 1977-81) for second-most, and 17 more to pass Derrick Brooks (25 from 1995-2008) for the most interceptions by a linebacker in franchise history.

WR Mike Evans

- Evans has posted 100+ receiving yards in each of the past two games. With 100 or more receiving yards at San Diego, it would mark only the fourth time in team history that a player has had at least 100 receiving yards in three or more consecutive games. Evans was the last player to do so, in 2014 (11/2/14 at CLE-11/23/14 at CHI). Antonio Bryant (three games in 2008) and Mark Carrier (four games in 1989) are the only other Buccaneers players to do so.
- Evans caught two touchdowns against Seattle. With two or more receiving touchdowns at San Diego, it will mark only the third time in team history that a player has recorded consecutive games with multiple receiving touchdowns (Horace Copeland, 1993; Vincent Jackson, 2013). Jackson also had 100+ receiving yards in each of those contests.
- Evans has 1,020 receiving yards this season and needs 56 more to pass Joey Galloway (1,075 in 2005) for second-most and 58 more to pass Keyshawn Johnson (1,077 in 2001) for the most receiving yards through the first 12 games of the season in team history.
- Evans has 10 receiving touchdowns this season. He needs one more to pass Joey Galloway (10 in 2005) for third-most and tie Mike Williams (11 in 2010) for second-most and he needs two more to tie his own franchise record for the most touchdown receptions in a single season in team history.
- Evans has 1,020 receiving yards this season. He needs 155 more to pass Keenan McCardell (1,174 in 2003) for 10th-most, 262 more to pass Kevin House (1,176 in 1981) for ninth-most, 157 more to pass Michael Clayton (1,193 in 2004) for eighth-most, 187 more to pass his own mark from 2015 (1,206) for seventh-most, 205 more to pass Vincent Jackson (1,224 in 2013) for the sixth-most, 229 more to pass Antonio Bryant (1,248 in 2008) for fifth-most, 247 more to pass Keyshawn Johnson (1,266 in 2001) for fourth-most, 268 more to pass Joey Galloway (1,287 in 2005) for third-most, 365 more to pass Vincent Jackson (1,384 in 2012) for second-most and 402 more to pass Mark Carrier (1,422 in 1989) for the most receiving yards in a season in team history.
- Evans has 3,277 receiving yards in his first three seasons and needs 43 more to pass Sterling Sharpe (3,319 from 1988-90) for the 10th-most, 115 more to pass Issac Bruce (3,391 from 1994-96) for ninth-most, 126 more to pass Anquan Boldin (3,402 from 2003-05) for seventh-most and 155 more to pass John Jefferson (3,431 from 1978-80) for the sixth-most receiving yards in a players' first three seasons since the 1970 NFL/AFL merger.
- Evans has 25 receiving touchdowns in his first three seasons and needs one more this season to tie Issac Curtis (26 from 1973-75) for 10th-most, two more to tie Dez Bryant (27 from 2010-12) for the ninth-most, three more to tie Sammy White (28 from 1976-78) for seventh-most, four more to tie A.J. Green (29 from 2011-13) for seventh-most and five more to tie Daryl Turner (30 from 1984-86) for the sixth most receiving touchdowns in a players' first three seasons since the 1970 NFL/AFL merger.
- Evans has 25 career receiving touchdowns and needs two more to tie Mark Carrier (27 from 1987-92) for fourth-most, three more to tie Joey Galloway for third-most (28 from 2004-08), six more to tie Kevin House (31 from 1980-86) for second-most and nine more to tie Jimmie Giles (34 from 1978-86) for the most receiving touchdowns in franchise history.

WHAT TO WATCH FOR

RB Doug Martin

- Martin rushed for 1,402 yards in 2015 and, with 1,000 or more rushing yards this season, will join Errict Rhett (1994-95) and James Wilder (1984-85) as the only players in team history to record consecutive 1,000-yard rushing seasons.
- With 1,000 or more rushing yards this season, Martin will have three 1,000-yard rushing seasons, passing Warrick Dunn (2: 1998, 2000), Rhett (2: 1994, 1995) and Wilder (2: 1984, 1985) for the most such seasons in team history.
- Martin has 11 100-yard rushing games as a Buccaneer and needs one more to pass Warrick Dunn (11 from 1997-2001, 2008) for second-most and four more to pass James Wilder (14 from 1981-89) for the most 100-yard rushing games in franchise history.
- Martin has 4,074 yards rushing yards as a Buccaneer and needs 896 more to pass Warrick Dunn (4,969 from 1997-2001, 2008) for third-most, 982 more to pass Mike Alstott (5,088 from 1996-2006) for second-most and 1,883 more to pass James Wilder (5,957 from 1981-89) for the most rushing yards in team history.
- Martin has 21 rushing touchdowns as a Buccaneer and needs one more to pass Reggie Cobb (21 from 1990-93) for fourth-most and three more to tie Errict Rhett (24 from 1994-97) for the third-most rushing touchdowns in franchise history.
- Martin has 5,039 yards from scrimmage as a Buccaneer and needs 684 more to pass Michael Pittman (5,723 from 2002-07) for the fourth-most scrimmage yards in team history.

DT Gerald McCoy

- McCoy has five career multi-sack games and needs one more to tie David Logan (six from 1979-1986) for the fifth-most in franchise history and the third-most by a defensive tackle in team history.

QB Jameis Winston

- Winston has thrown at least one touchdown pass in each of the past seven contests. With one or more passing touchdowns at San Diego, he will have eight consecutive games with at least one touchdown pass, the longest streak of his career and the longest streak in consecutive games since 2013 (Mike Glennon, eight games, 9/29/13 vs. ARI-11/24/13 at DET).

QB Jameis Winston (Cont.)

- Winston has recorded a passer rating over 90 in each of the past four games. With a passer rating over 90 at San Diego, he will have five consecutive games with a passer rating over 90, the longest streak for Tampa Bay since 2012 (Josh Freeman, five games, 10/14/12 vs. KC-11/11/12 vs. SD).
- Winston has 22 touchdown passes through the first 11 games of the season. He needs one touchdown pass at San Diego to tie Josh Freeman (23 in 2012) for the most touchdown passes through 12 games in team history.
- Winston has 2,900 passing yards through the first 11 games of the season. He needs 20 more to pass Brad Johnson (2,919 in 2003) for second-most and 104 more to pass Josh Freeman (3,003 in 2012) and for the most passing yards through 12 games in team history.
- Winston has 22 touchdown passes this season. He needs three more to tie Josh Freeman (25 in 2010) for third-most, four more to tie Brad Johnson (26 in 2003) for the second-most and five more to tie Josh Freeman (27 in 2012) for the most passing touchdowns in a single season in franchise history.
- Winston has 44 touchdown passes through his first two seasons and needs two more to tie Blake Bortles (46 from 2014-15) and Andrew Luck (46 from 2012-13) for seventh-most, three more to tie Andy Dalton (47 from 2011-12) for fifth-most, eight more to tie Peyton Manning (52 from 1998-99) and Russell Wilson (52 from 2012-13) for third-most, nine more to tie Derek Carr (53 from 2014-15) for second-most and 24 more to tie Dan Marino (68 from 1983-84) for the most passing touchdowns by a player in their rookie and second seasons combined.
- Winston threw for 4,042 yards in 2015. With 4,000 or more passing yards in 2016, he will be the first player in franchise history to have consecutive seasons with at least 4,000 passing yards.
- Winston has 6,722 passing yards through his first two seasons. He needs 108 more to pass Drew Bledsoe (7,049 from 1993-94) for ninth-most, 126 more to pass Andy Dalton (7,067 from 2011-12) for eighth-most, 265 more to pass Ryan Tannehill (7,207 from 2012-13) for seventh-most, 315 more to pass Derek Carr (7,257 from 2014-15) for sixth-most, 353 more to pass Dan Marino (7,294 from 1983-84) for fifth-most, 395 more to pass Blake Bortles (7,336 from 2014-15) for fourth-most, 933 more to pass Peyton Manning (7,874 from 1998-99) for third-most, 978 more to pass Cam Newton (7,920 from 2011-12) for second-most and 1,254 more to pass Andrew Luck (8,196 from 2012-13) for the most passing yards by a player in their rookie and second seasons combined.

HEAD TO HEAD

LAST REGULAR SEASON MEETING

San Diego leads 8-2 (Regular Season)

Season	Result	Site
1976	L, 23-0	Tampa
1981	L, 24-23	Tampa
1987	L, 17-13	Tampa
1990	L, 41-10	San Diego
1992	L, 29-14	San Diego
1993	L, 32-17	Tampa
1996	W, 25-17	San Diego
2004	L, 31-24	San Diego
2008	L, 41-24	Tampa
2012	W, 34-24	Tampa

Tampa Bay 34, San Diego 24 (November 11, 2012)

TAMPA – Back at Raymond James Stadium following two weeks on the road, the Buccaneers took on the San Diego Chargers and – in a complete game that featured scores by the offensive, defensive and special teams units – sealed their third consecutive win. San Diego put up a quick score on the game’s opening drive when WR Danario Alexander took a short pass from QB Philip Rivers and turned it into an 80-yard touchdown. Tampa Bay QB Josh Freeman answered immediately, leading his offense on a drive that was aided by a 42-yard catch-and-run by RB Doug Martin and concluded with a three-yard touchdown pass from Freeman to TE Dallas Clark. Rivers and TE Antonio Gates connected on the Chargers’ subsequent drive, first on a 33-yard reception to put San Diego into Tampa Bay’s red zone, and then on a 13-yard touchdown pass, giving the Chargers a 14-7 advantage. After trading punts, the Buccaneers narrowed the San Diego lead to 14-10 with a 40-yard field goal by K Connor Barth. Tampa Bay’s defense then forced San Diego to attempt a punt, during which time the Buccaneers’ special teams came up with a big play, as LB Dekoda Watson blocked P Mike Scifres’ attempt, and LB Adam Hayward scooped up the loose ball and returned it for the score and 17-10 Buccaneers lead. The Chargers ate up the clock next, with a nearly nine-minute drive that ended with WR Malcom Floyd making a three-yard touchdown reception, sending the Buccaneers into halftime down 21-17. Each team punted to begin the third quarter, but it was Tampa Bay that drew first blood in the second half. Freeman found WR Vincent Jackson for a deep 31-yard pass, which set up a 15-yard touchdown reception by WR Tiquan Underwood. In the midst of a long drive by the Chargers, CB Leonard Johnson saved the day, intercepting Rivers at the Tampa Bay 23 and skimming along the sideline eluding would-be defenders, returning the pick 83 yards for the score, extending the Buccaneers lead to 31-21 early in the fourth quarter. San Diego’s K Nick Novak added three points to the Chargers’ score with a 34-yard field goal on the next San Diego drive, and the Buccaneers defense came up with another vital splash play after the Chargers forced a punt. CB LeQuan Lewis nabbed a pass from Rivers to give the Tampa Bay offense a shot to seal the game, which they did, with a 45-yard Barth field goal. The Chargers got the ball back with a just over a minute left to play, but time would expire on the 34-24 Buccaneers victory.

AGAINST THE OPPOSITION

Below are highlights of how selected Buccaneers have performed during their careers against the San Diego Chargers.

P Bryan Anger: As a member of the Jacksonville Jaguars, punted twice for 111 yards, with an average of 55.5 yards.

DE Robert Ayers: Recorded five tackles, one sack and one forced fumble against San Diego (10/9/11) as a member of the Denver Broncos.

LB Lavonte David: Recorded 14 tackles against San Diego (11/11/12).

CB Brent Grimes: Has four career interceptions vs. San Diego, the most against any single opponent... Recorded two interceptions against the Chargers as a member of the Miami Dolphins (11/2/14).

RB Doug Martin: Totaled 119 yards from scrimmage (68 rushing, 51 receiving) in his only game against San Diego (11/11/12).

LB Daryl Smith: While with the Jacksonville Jaguars, notched seven tackles, two tackles for loss and one sack at San Diego (9/19/10)... As a member of the Baltimore Ravens, registered eight tackles and one interception against San Diego (11/30/14)... Totaled 14 tackles, two for loss vs. San Diego (11/1/15), while with the Ravens.

CB Alterraun Verner: Grabbed one interception, along with five tackles and two passes defended, as a member of the Tennessee Titans at San Diego (9/16/12).



REGULAR SEASON HIGHLIGHTS

The two teams first met in the first-ever home game for the Buccaneers (9/19/76)... QB **Parnell Dickinson** ties for the longest play of the game, scampering 46 yards... QB **Doug Williams** completes 22-of-35 pass attempts for 321 yards and a touchdown vs. San Diego (12/13/81)... QB **Chris Chandler** makes his first start as a Buccaneer and throws a 68-yard touchdown pass to WR **Mark Carrier** (10/28/90)... QB **Vinny Testaverde** throws a 10-yard touchdown pass to TE **Ron Hall** (11/22/92) to cap an 80-yard scoring drive... Testaverde also scored on a one-yard scramble... WR **Mark Carrier** catches a season-high seven passes for 76 yards in the game... WR **Lamar Thomas** (20 yards) and WR **Courtney Hawkins** (42 yards) catch touchdown passes from QB **Craig Erickson** (1/2/94)... WR **Horace Copeland** finishes the game with seven receptions for 101 yards... In a game regarded as one of the turning points of the franchise, Tampa Bay overcomes a 14-0 deficit to rally for a 25-17 win at San Diego (10/17/96)... Rookie FB **Mike Alstott** rushes for a four-yard touchdown...

QB **Trent Dilfer** completes 30-of-40 pass attempts for 327 yards... K **Michael Husted** kicks four field goals in the contest... RB **Errict Rhett** rushes for a one-yard touchdown... Rookie CB **Donnie Abraham** intercepts a pass and returns it 21 yards... S **John Lynch** records an interception return of 25 yards... QB **Brian Griese** threw for then career-highs of 392 yards and 36 completions at San Diego in a 31-24 loss... WR **Michael Clayton** also set career-highs with nine receptions and 145 yards (12/12/04)... San Diego QB **Philip Rivers** completes 21-of-31 attempts for 287 yards and four touchdowns... Buccaneers WR **Antonio Bryant** once again paced the Buccaneers offensive effort, recording six receptions for 127 yards and one touchdown to post his third straight 100-yard receiving game (12/21/08)... CB **Leonard Johnson** recorded an 83-yard interception returned for a touchdown and LB **Adam Hayward** returned a blocked punt 29 yards for a touchdown in a 34-24 Tampa Bay victory (11/11/12)...

LAST GAME RECAP

TAMPA — In Week 12, The Tampa Bay Buccaneers took down the Seattle Seahawks with a 14-5 victory, putting the Buccaneers above .500 through 11 games for the first time since 2012. The victory makes three wins in a row for the Buccaneers whose success was highlighted with an explosive offense in the first quarter, a strong defense displayed through all four quarters of play that were responsible for a season-high six sacks on Seattle quarterback Russell Wilson and three takeaways. The Seahawks won the coin toss and elected to defer, allowing the Buccaneers offense to take to the field first. The Buccaneers opened the game by putting together a 78-yard drive topped with a 3-yard touchdown pass where quarterback Jameis Winston connected with wide receiver Mike Evans. After forcing Seattle to punt, Tampa Bay built upon their first possession by scoring yet again with another Winston to Evans touchdown pass to put the Buccaneers in the lead with a score of 14-0 at the end of the first quarter. On the Buccaneers' first possession of the second quarter, an offensive

holding penalty was called on tight end Luke Stocker and enforced in the end zone for a safety putting the Seahawks on the scoreboard with a score of 14-2. On the next drive, the Seahawks travelled 47 yards before settling for a 43-yard field goal by kicker Steven Hauschka narrowing the lead to 14-5. With 53 seconds left in the first half and the Seahawks making their way towards the red zone, cornerback Alterraun Verner intercepted a Wilson pass intended for wide receiver Paul Richardson and ran it back to the Tampa Bay 31 for 16 yards. The score remained 14-5 headed into the half. Both offenses slowed down during the second half forcing each other to punt all the way through the third quarter and into the fourth quarter until Seattle defensive tackle Ahtyba Rubin forced a fumble from Doug Martin and Seattle recovered it at its own 41. The Buccaneers' defense responded on the ensuing Seattle drive by creating a fumble that was both caused and recovered by linebacker Lavonte David.

REGULAR SEASON SUPERLATIVES VS. SAN DIEGO

INDIVIDUAL SINGLE-GAME HIGHS VS. SAN DIEGO

RUSHING YARDS

Yards	Player	Game
73	R. Cobb	@ 11/22/92
68	D. Martin	vs. 11/11/12
67	R. Cobb	vs. 1/2/94
45	J. Garcia	vs. 12/21/08
42	M. Pittman	@ 12/12/04

RUSHING TOUCHDOWNS

Number	Player	Game
1	5 times, last J. Garcia	vs. 12/21/08

PASSING YARDS

Yards	Player	Game
392	B. Griese	@ 12/12/04
327	T. Dilfer	@ 11/17/96
272	C. Erickson	vs. 1/2/94
232	J. Garcia	vs. 12/21/08
210	J. Freeman	vs. 11/11/12

PASSING TOUCHDOWNS

Number	Player	Game
3	B. Griese	@ 12/12/04
2	2 times, last J. Freeman	vs. 11/11/12
1	3 times, last J. Garcia	vs. 12/21/08

RECEPTIONS

Number	Player	Game
9	M. Clayton	@ 12/12/04
7	3 times, last C. Hawkins	@ 11/17/96
6	4 times, last A. Bryant	vs. 12/21/08
5	4 times, last V. Jackson	vs. 11/11/12
4	4 times, last I. Hilliard	vs. 12/21/08

RECEIVING YARDS

Yards	Player	Game
145	M. Clayton	@ 12/12/04
127	A. Bryant	vs. 12/21/08
101	H. Copeland	vs. 1/2/94
98	C. Hawkins	vs. 1/2/94
94	C. Hawkins	@ 11/17/96

RECEIVING TOUCHDOWNS

Number	Player	Game
2	J. Galloway	@ 12/12/04
1	8 times, last T. Underwood	vs. 11/11/12

TEAM SINGLE-GAME HIGHS VS. SAN DIEGO

FIRST DOWNS

Number	Game
23	@ 11/17/96
22	vs. 1/2/94
21	@ 12/12/04
20	vs. 12/21/08
18	@ 11/22/92

TOTAL NET YARDS

Yards	Game
436	@ 12/12/04
423	@ 11/17/96
384	vs. 1/2/94
342	vs. 12/21/08
287	@ 11/22/92

NET YARDS RUSHING

Yards	Game
113	@ 11/22/92
111	vs. 12/21/08
99	@ 11/17/96
74	vs. 11/11/12
72	vs. 1/2/94

NET YARDS PASSING

Yards	Game
373	@ 12/12/04
324	@ 11/17/96
312	vs. 1/2/94
231	vs. 12/21/08
205	vs. 11/11/12

RUSHING TOUCHDOWNS

Number	Game
2	2 times, last vs. 12/21/08
1	@ 11/22/92

PASSING TOUCHDOWNS

Number	Game
3	@ 12/12/04
2	2 times, vs. 11/11/12
1	3 times, last vs. 12/21/08

CONNECTIONS

FORMER CHARGERS

- Buccaneers WR **Vincent Jackson** (Injured Reserve) played for San Diego from 2005-2011 before being signed by the Tampa Bay Buccaneers as an unrestricted free agent on March 13, 2012.
- Buccaneers Assistant Special Teams Coach **Carlos Polk** played for the San Diego Chargers from 2001-2007 before returning as the special teams assistant from 2010-2012.
- Buccaneers Director of College Scouting **Mike Biehl** worked for the San Diego Chargers as a scout from 2001-2007 before being promoted to the assistant director of college scouting from 2008-2013.
- Buccaneers Running Backs Coach **Tim Spencer** played for the San Diego Chargers from 1985-1990.

FORMER BUCCANEERS

- Chargers Strength & Conditioning Coach **Kent Johnston** held the same role for the Tampa Bay Buccaneers from 1987-1991.
- Chargers Tight Ends Coach **John McNulty** worked as the quarterbacks coach for the Tampa Bay Buccaneers in 2013.
- Chargers Area Scout **Justin Sheridan** worked as both a college and pro scout for the Tampa Bay Buccaneers from 2006-2014.

COACHING CONNECTIONS

- Buccaneers Defensive Backs Coach **Brett Maxie** was a player for the Carolina Panthers while Chargers General Manager **Tom Telesco** was a scouting assistant there from 1995-1996.
- Buccaneers Special Teams Coordinator **Nate Kaczor** held the same title for the Tennessee Titans from 2013-2015 while Chargers Offensive Coordinator **Ken Whisenhunt** served as the head coach for the Titans from 2014-2015.
- Buccaneers Head Coach **Dirk Koetter** worked alongside Chargers Special Teams Coordinator **Craig Aukerman** at the Jacksonville Jaguars in 2011 where Koetter served as the offensive coordinator and Aukerman as the defensive assistant coach. **Nate Kaczor**, **Mark Duffner** and **Paul Spicer** were also on the Jaguars staff with Aukerman.

SOUTHERN CALIFORNIA TIES

- Buccaneers S **Chris Conte** was born in Los Angeles and attended Loyola High School.
- Buccaneers C **Ben Gottschalk** was born in Sherman Oaks and attended Notre Dame High School.
- Buccaneers QB **Ryan Griffin** was born in Santa Monica and attended Chaminade College Prep.
- Buccaneers C **Joe Hawley** attended Esperanza High School in Anaheim.
- Buccaneers CB **Alterraun Verner** was born in Orange, attended Mayfair High School in Lakewood and played collegiately at UCLA.

SOUTHERN CALIFORNIA TIES (Cont.)

- Buccaneers Defensive Coordinator **Mike Smith** worked as a graduate assistant (1982) and then the linebackers coach (1983-1985) at San Diego State from 1982-1985.
- Buccaneers Secondary Coach **Jon Hoke** worked as the defensive backs/special teams coach at San Diego State from 1987-1988.
- The Buccaneers won Super Bowl XXXVII on January 26, 2003 in San Diego against the Oakland Raiders with a final score of 48-21.

FLORIDA TIES

- Chargers WR/KR **Travis Benjamin** was born in Belle Glade and attended the University of Miami from 2008-2011.
- Chargers CB **Brandon Flowers** was born in Delray Beach and attended Florida State.
- Chargers G **Orlando Franklin** was born in Delray Beach and attended the University of Miami from 2007-2010.
- Chargers DT **Corey Liuget** was born in Miami and attended Hialeah High School.
- Chargers ILB **Denzel Perryman** was born in Coral Gables and attended the University of Miami from 2011-2014.
- Chargers OLB **Tourek Williams** was born in Miami and attended Florida International from 2009-2012.
- Chargers OLB **Jatavis Brown** was born in Belle Glade and attended Glades Central High School.
- Chargers TE **Asante Cleveland** attended the University of Miami from 2010-2013.
- Chargers Area Scout **James MacPherson** worked in the United Football League for the Florida Tuskers from 2010-2012.
- Chargers Senior Director of Player Engagement **Arthur Hightower** was a free safety at Florida A&M University and later earned a master's degree in physical education with a concentration in sports administration from Florida State University in 1998.

FORMER COLLEGE TEAMMATES

- Buccaneers WR **Russell Shepard** and Chargers OL **Joe Barksdale** with at LSU.
- Buccaneers RB **Mike James**, Chargers T **Travis Benjamin**, TE **Asante Cleveland**, G **Orlando Franklin** and ILB **Denzel Perryman** were teammates at Miami.
- Buccaneers WR **Mike Evans**, Chargers P **Drew Kaser** and K **Josh Lambo** were teammates at Texas A&M.
- Buccaneers DT **Akeem Spence** with Chargers DT **Corey Liuget** were teammates at Illinois.
- Buccaneers DT **Sealver Siliga** and Chargers DT **Tenny Palepoi** were teammates at Utah
- Buccaneers T **Donovan Smith** and Chargers CB **Trevor Williams** were teammates at Penn State.



Dirk Koetter was named the 11th head coach in franchise history on January 15, 2016. He is in his second season with the team, after serving as offensive coordinator in 2015.

In his first season with Tampa Bay (2015), Koetter helped pilot one of the most successful offenses in the NFL and one of the best in team history. The team set the franchise record for total yards (6,014 – 357.0 per game), while posting the second-most rushing yards

(2,162 – 135.1 per game) and second-most passing yards (3,852 – 240.8 per game), along with the fifth-most total points (342 – 21.4 per game). Tampa Bay ranked fifth in the NFL in yards per game (375.9), fifth in rushing yards per game (135.1) and second in the league in rush average (4.75). It marked the first time in franchise history that the Buccaneers have finished in the Top five in total offense.

Much of Tampa Bay's offensive success in 2015 came at the hands of rookie quarterback Jameis Winston, who accounted for 28 total touchdowns (22 passing, six rushing). Koetter also helped guide Winston to 4,042 passing yards, which were the second-most in a single season in team history and the third-most by a rookie in NFL history. Winston's 22 passing touchdowns were tied for the fourth-most in a single season in team history and the fourth-most by a rookie in NFL history. His six rushing touchdowns and 28 combined touchdowns were the most in a single season by a Buccaneers quarterback, while his 28 total touchdowns were tied for the third-most by a rookie in NFL history.

Prior to Koetter's arrival, the Buccaneers ranked 29th in rushing and tied for 29th in sacks allowed in 2014. This past season, under Koetter's guidance, the unit completed an impressive turnaround. Despite starting two rookies on the offensive line, Tampa Bay still managed to block for the NFL's second-leading rusher (Doug Martin – 1,402 yards) and tied for the fourth-fewest sacks in the league. While Martin was a large part of the team's success running the ball, he was aided by running back Charles Sims, who totaled 1,090 scrimmage yards (107 rushes for 529 yards, 51 catches for 561 yards). Sims averaged 6.9 yards per touch, the most by any player in the NFL with at least 150 touches since 2011 (Darren Sproles in 2011, 7.6 avg.). Martin and Sims' combined 2,566 yards from scrimmage were the most by a running back duo in the NFL in 2015 and set a franchise record for backfield teammates.

Koetter also played a key role in revamping the Buccaneers' passing game. Part of the team's success passing the ball came from targeting top wide receiver Mike Evans, who caught 74 passes for 1,206 yards. His 1,206 yards are the seventh-most in a single season in team history and stood as the 11th-most in the league last season. Sims' 561 receiving yards were the fourth-most by a running back in the NFL in 2015, while his four receiving touchdowns set a franchise record and tied for the second-most in the league by a running back.

Koetter joined the Buccaneers after three seasons working as the offensive coordinator for the Atlanta Falcons (2012-14). During his three seasons with Atlanta, the team cumulatively ranked second in the NFL in completion percentage (67.4), third in third-down conversion percentage (44.1), fourth in passing yards (277.2 per game), ninth in passing touchdowns (86), ninth in passer rating (93.9), 10th in points (24.0 per game) and 10th in total yardage (363.5 per game), while posting the second-fewest penalties (243) and penalty yards (2,043), seventh-fewest turnovers (69) and the ninth-lowest interception percentage (2.4) in the league. Koetter was part of the Falcons staff that went 13-3 in 2012 and played in the NFC Championship Game.

Under Koetter, Falcons quarterback Matt Ryan posted the three of the four highest passing yardage seasons in franchise history, as well as three of the five highest completion percentage seasons. In 2012, Ryan set franchise records and personal bests in passing yards (4,719), completion percentage (68.6) and passing touchdowns (32), while recording the second-highest passer rating mark in Falcons history (99.1). Atlanta wide receivers also flourished under Koetter, with Julio Jones setting a franchise record and ranking third in the NFL in receiving yards in 2014 with 1,593 yards. In those three seasons, the Falcons had a different player lead the team in receiving yards each season (Roddy White, 2012; Harry Douglas, 2013; Jones, 2014).

While Koetter was in charge of the Falcons' offense, he coached three players to Pro Bowl appearances (Julio Jones, 2012, 2014; Tony Gonzalez, 2012-13; Matt Ryan, 2012), with Gonzalez earning first-team All-Pro honors in 2012. In his first season with Koetter in 2012, Gonzalez set a franchise record for receiving yards by a tight end, recording 93 catches for 930 yards – the most he had recorded in either category since 2008. That same season, Jones and White combined for 2,549 receiving yards, the most by a duo in the NFL.

Prior to joining the Falcons, Koetter spent five seasons as the offensive coordinator of the Jacksonville Jaguars (2007-11). In his five years with the Jaguars, the team cumulatively ranked third in the NFL in rushing yards (132.0 per game) and sixth in rushing average (4.41). Koetter's Jacksonville offenses also showed a penchant for taking care of the football, tallying the seventh-fewest turnovers in the league during that time.



DIRK KOETTER

Koetter had immediate success in Jacksonville, with his 2007 team setting franchise records in points (25.7 per game, sixth in the NFL) and total offense (357 yards per game, seventh in the NFL). In his first season as the starter, quarterback David Garrard ranked third in the NFL and set a franchise record in passer rating (102.2), throwing a league-low three interceptions, while leading the team to a Wild Card playoff berth and a win over the Pittsburgh Steelers. In 2008, Garrard threw for a career-best 3,620 yards and in 2010 he tossed 23 touchdowns, a career high and a franchise record.

While with the Jaguars, Koetter coached four different players to six Pro Bowl selections, including running back Maurice Jones-Drew, who earned three trips to the Pro Bowl and led the NFL in rushing in 2010 en route to earning an All-Pro selection. Koetter also helped tight end Mercedes Lewis earn a Pro Bowl berth following the 2010 season, when Lewis caught 10 touchdown passes, then tied for the most in a season in Jaguars history.

Before joining the Jaguars, Koetter spent 22 years at the collegiate level, the final six as the head coach at Arizona State (2001-06). In his six seasons with the Sun Devils, Koetter led the team to four bowl games, posting a 40-34 record. Working as both the head coach and offensive coordinator, he helped Arizona State average nearly 30 points per game over six seasons, while ranking in the top 20 in the nation in passing offense in five of his six years. In addition, five of the six Sun Devil teams during Koetter's tenure produced a 1,000-yard receiver and quarterbacks that threw for 20 or more touchdowns in five of six seasons.

Koetter's first head coaching opportunity came at Boise State, where he spent three seasons (1998-2000), finishing with a 26-10 record and two consecutive bowl wins. He was a two-time Big West Coach of the Year and two-time conference champion.

A native of Pocatello, Idaho, Koetter played collegiately at Idaho State (1978-81), helping his team to a Division I-AA national championship as a senior. He graduated with a bachelor's degree in physical education and earned a master's in athletic administration a year later. After getting his master's, he became the head coach at Highland (Idaho) High School, where he worked from 1983-84, going 19-4 and winning the 1984 state championship.

In 1985, Koetter worked as the offensive coordinator at San Francisco State and from 1986-88 was the offensive coordinator and quarterbacks coach at the University of Texas El-Paso. He then served as offensive coordinator/quarterbacks coach at Missouri from 1989-93 and offensive coordinator at Boston College (1994-95) and Oregon (1996-97).

Koetter, 57, and his wife, Kim, have two daughters, Kaylee and Kendra, and two sons, Derek and Davis.

DIRK KOETTER COACHING CAPSULE

Coaching Years in NFL: 10th year (1st as Head Coach)

Buccaneers Head Coach: 1st year

Regular Season Record: 6-5 (.545)

Postseason Record: 0-0 (N/A)

ASSISTANT COACHES

OFFENSE



Offensive Coordinator/Wide Receivers Coach **Todd Monken**

- **Experience:** 5th Year NFL, 1st Year Buccaneers
- **Notes:** Tampa Bay totaled 442 yards of offense in a win at Kansas City (11/20), the team's third game with at least 400 yards this season.
- **Gameday Location:** Field



Quarterbacks Coach **Mike Bajakian**

- **Experience:** 5th Year NFL, 2nd Year Buccaneers
- **Notes:** QB Jameis Winston has thrown 22 touchdown passes this season, tied for the seventh-most in the NFL and tied for the fourth-most in team history.
- **Gameday Location:** Field



Assistant Offensive Line **Butch Barry**

- **Experience:** 2nd Year NFL, 2nd Year Buccaneers
- **Notes:** Helped coach a unit that has blocked for over 100 rushing yards in each of the past two games.
- **Gameday Location:** Coaching Booth



Tight Ends Coach **Jon Embree**

- **Experience:** 8th Year NFL, 3rd Year Buccaneers
- **Notes:** TE Alan Cross caught his first career touchdown in a win at Kansas City (11/20), helping secure a Buccaneers victory.
- **Gameday Location:** Field



Running Backs Coach **Tim Spencer**

- **Experience:** 12th Year NFL, 3rd Year Buccaneers
- **Notes:** RB Doug Martin totaled over 100 yards of offense in a win at Kansas City (11/20), rushing for 63 yards and catching four passes for 42 yards.
- **Gameday Location:** Field



Offensive Quality Control **Ben Steele**


- **Experience:** 4th Year NFL, 3rd Year Buccaneers
- **Notes:** Helps coach an offense that is averaging 386.5 yards per game since the start of Week 7, the eighth-most in the NFL during that time.
- **Gameday Location:** Coaching Booth

OFFENSE (CONT.)



Run Game Coordinator/Offensive Line Coach **George Warhop**

- **Experience:** 21st Year NFL, 3rd Year Buccaneers
- **Notes:** Coached a unit that did not allow a sack against Seattle.
- **Gameday Location:** Field



Asst. Wide Receivers Coach/Game Management **Andrew Weidinger**


- **Experience:** 10th Year NFL, 2nd Year Buccaneers
- **Notes:** WR Mike Evans ranks in the top five in the NFL in receptions (73), receiving yards (1,020) and receiving touchdowns (10).
- **Gameday Location:** Coaching Booth

DEFENSE



Defensive Coordinator **Mike Smith**

- **Experience:** 17th Year NFL, 1st Year Buccaneers
- **Notes:** Since the start of Week 5, Tampa Bay has the most takeaways in the NFL, with 18, including 10 fumble recoveries, the most in the league.
- **Gameday Location:** Coaching Booth



Defensive Quality Control **Dave Borgonzi**

- **Experience:** 6th Year NFL, 3rd Year Buccaneers
- **Notes:** Assists a Buccaneers' defense that is holding opponents to a 33.6 percent third-down conversion rate, the third-lowest in the NFL
- **Gameday Location:** Coaching Booth



Linebackers Coach **Mark Duffner**

- **Experience:** 20th Year NFL, 1st Year Buccaneers
- **Notes:** LB Lavonte David registered a 53-yard fumble return against Seattle, the longest fumble return by the Buccaneers since 2003.
- **Gameday Location:** Field



Defensive Line Coach **Jay Hayes**

- **Experience:** 18th Year NFL, 1st Year Buccaneers
- **Notes:** Tampa Bay notched six sacks against Seattle, a season-high, with five sacks coming from the defensive line.
- **Gameday Location:** Field

ASSISTANT COACHES (CONT.)

DEFENSE (CONT.)



Secondary Coach **Jon Hoke**

- **Experience:** 14th Year NFL, 1st Year Buccaneers
- **Notes:** Tampa Bay held Seattle to 118 net yards passing, including one net passing yard in the first half.
- **Gameday Location:** Field



Defensive Backs Coach **Brett Maxie**

- **Experience:** 16th Year NFL, 1st Year Buccaneers
- **Notes:** S Bradley McDougald recorded an interception on Seattle's final drive of the game, clinching the win for Tampa Bay.
- **Gameday Location:** Coaching Booth



Assistant Defensive Line Coach **Paul Spicer**

- **Experience:** 4th Year NFL, 2nd Year Buccaneers
- **Notes:** DE Noah Spence has 5.5 sacks this season, the second-most among rookies. His three forced fumbles are tied for the second-most among rookies.
- **Gameday Location:** Coaches Booth

SPECIAL TEAMS



Special Teams Coordinator **Nate Kaczor**

- **Experience:** 9th Year NFL, 1st Year Buccaneers
- **Notes:** P Bryan Anger had four punts against Seattle, with all four pinning the Seahawks inside their own 15-yard line.
- **Gameday Location:** Field



Assistant Special Teams Coach **Carlos Polk**

- **Experience:** 7th Year NFL, 3rd Year Buccaneers
- **Notes:** P Bryan Anger is tied for the fifth-most punts inside the 20 (25) and has the sixth-best net punting average in the NFL this season.
- **Gameday Location:** Field

ACTIVE ROSTER BREAKDOWN

Oldest Buccaneer: LB Daryl Smith, 34, born 3/14/1982
Youngest Buccaneer: CB Vernon Hargreaves III, 21, born 1/6/1994
Tallest Buccaneer: T Demar Dotson, 6-9
Shortest Buccaneers: RB Jacquizz Rodgers, 5-6
Heaviest Buccaneer: DT Sealver Siliga, 345
Lightest Buccaneer: CB Brent Grimes, 185
Most Seasons as a Buccaneer: T Demar Dotson, 8, joined in 2009
Most NFL Seasons: 13: LB Daryl Smith

Former First-Round Picks: 7, R. Ayers (18th) G. Cherilus (17th), M. Evans (7th), V. Hargreaves III (11th), D. Martin (31st), G. McCoy (3rd), J. Winston (1st)

Former Pro Bowlers: 6: B. Grimes, L. David, D. Martin, G. McCoy, A. Verner, J. Winston

Buccaneers with SB Exp.: 4:
 R. Ayers (XLIX w/DEN); C. McDonald (XLVIII w/SEA); S. Siliga (XLIX w/NE); E. Smith (XLV w/GB)

College With Most Buccaneers: Florida State
 K Roberto Aguayo, CB Javien Elliott & QB Jameis Winston

Conference With Most Buccaneers: ACC, nine:
 T Gosder Cherilus (Boston College), WR Adam Humphries (Clemson)
 K Roberto Aguayo, CB Javien Elliott & QB Jameis Winston (Florida State)
 LB Daryl Smith (Georgia Tech), RB Mike James (Miami)
 QB Mike Glennon (N.C. State), LB Cameron Lynch (Syracuse)

Buccaneers not from Division I: 5
 CB Brent Grimes (Shippensburg); G Ali Marpet (Hobart);
 WR Freddie Martino (North Greenville); WR Cecil Shorts III (Mount Union);
 T Leonard Wester (Missouri Western)

State that produced most Buccaneers: Florida, 9
 K Roberto Aguayo (Mascotte), LB Lavonte David (Miami),
 CB Javien Elliott (Panama City), LB Adarius Glanton (Bartow)
 CB Vernon Hargreaves III (Tampa), RB Mike James (Haines City)
 G Kevin Pamphile (Miami), CB Josh Robinson (Sunrise)
 DT Akeem Spence (Fort Walton Beach)

TEAM CAPTAINS

Offense

Jameis Winston (1st year)
 Vincent Jackson (5th year)

Defense

Lavonte David (3rd year)
 Gerald McCoy (5th year)

Special Teams

Russell Shepard (2nd year)

MIKE MCCOY



A former NFL quarterback who has become one of the League's most innovative coaches, Mike McCoy will lead the Chargers for a fourth season in 2016. Hired Jan. 15, 2013 as the 15th head coach in team history, McCoy has 23 wins, including playoffs, in his first three seasons.

McCoy led the Chargers to the playoffs in his first season in 2013. During that stretch, the Chargers defeated Kansas

City twice, and Denver and Oakland once each to finish 4-2 in the AFC West. McCoy then led the Chargers to a Wild Card Playoff win in Cincinnati for the franchise's first playoff victory since 2008. The Chargers' playoff appearance in 2013 marked the organization's first since 2009 and McCoy joined Sid Gillman (1960), Don Coryell (1979 – Coryell's first full season), Bobby Ross (1992) and Norv Turner (2007) as the only coaches in team history to lead the Bolts to the playoffs in their first season.

McCoy came to the Chargers from Denver, where he spent the 2009-12 seasons as the Broncos' offensive coordinator. The Broncos led the NFL in 2011 with a franchise-record 2,632 yards on the ground. McCoy started in Denver in 2009 as the Broncos' offensive coordinator and quarterbacks coach

A native of Novato, Calif., McCoy was the starting quarterback for two years at San Marin High School, along with being a standout on the basketball court and baseball field. He played quarterback at Long Beach State for the legendary George Allen, and then at the University of Utah after Allen passed and the 49ers disbanded their football program. Upon graduating from Utah, McCoy signed with the NFL's Broncos as an undrafted free agent in 1995. After being cut by Denver, he spent his rookie season on Green Bay's practice squad, followed by stops with the Amsterdam Admirals of NFL Europe, the San Francisco 49ers, Philadelphia Eagles and Seattle Seahawks. McCoy concluded his playing career in 1999 with the CFL's Calgary Stampeders, a Grey Cup finalist. In 2014, he was inducted into the Marin Athletic Foundation Hall of Fame.

McCoy transitioned into coaching in 2000, joining the Carolina Panthers as an offensive assistant. Just four weeks into his first season with the Panthers, he was elevated to quarterbacks coach after the team's position coach stepped down. McCoy would go on to spend nine seasons in Carolina, serving as wide receivers coach (2001), quarterbacks coach (2002-08) and passing game coordinator (2007-08). Led by quarterbacks Steve Beuerlein and Jake Delhomme, Carolina made three playoff appearances, won two division titles, went to two NFC Championship Games and played in Super Bowl XXXVIII (2003).

McCoy and his wife, Kellie, have two children: daughter Liv and son Luke.

MIKE MCCOY COACHING CAPSULE

Coaching Years in NFL: 19th year (4th as Head Coach)
Chargers Head Coach: 4th year
Regular Season Record: 27-32 (.458)
Postseason Record: 1-1 (.500)

SAN DIEGO ASSISTANT COACHES

Defensive Coordinator	John Pagano
Offensive Coordinator	Ken Whisenhunt
Special Teams Coordinator	Craig Aukerman
Linebackers	Bob Babich
Offensive Line	Jeff Davidson
Asst. Offensive Line	Dave DeGuglielmo
Asst. Defensive Backs	Chris Harris
Strength & Conditioning	Kent Johnson
Asst. Linebackers	Bobby King
Asst. Strength & Conditioning	Rick Lyle
Tight Ends	John McNulty
Defensive Backs	Ron Milus
Offensive Assistant	Tommy Rees
Special Assistant to the Head Coach/Offense	Mark Ridgley
Quality Control – Defense	Chris Shula
Wide Receivers	Nick Sirianni
Defensive Line	Giff Smith
Quarterbacks	Shane Steichen
Asst. Special Teams	Marquice Williams
Running Backs	Ollie Wilson

KOETTER/MCCOY MATCH-UP

- - Head Coach Dirk Koetter is facing the San Diego Chargers and Chargers Head Coach Mike McCoy for the first time. - McCoy is facing the Tampa Bay Buccaneers for the first time.

JASON LIGHT

Jason Licht was named the fifth general manager of the Tampa Bay Buccaneers on January 21, 2014. Now in his 20th NFL season, including one as a coach, Licht has had a proven track record of success. Since joining the Miami Dolphins front office in 1995, teams that Licht has been a part of have won over 53 percent of their games, including eight seasons with double-digit victories, while making nine playoff appearances and winning eight division titles, four conference championships and one Super Bowl title. Below is a breakdown of Licht's Year-by-Year record as a personnel member/coach.

JASON LIGHT - YEAR-BY-YEAR RECORD AS PERSONNEL MEMBER/COACH

Year	Team	W	Pct.	Playoffs	Pct.	Result
1995	Miami	9-7	.563	0-1	0.00	3rd in AFC East, Reached Wild Card Playoffs
1996*	Miami	8-8	.500	0-0	-	4th in AFC East
1998	Carolina	4-12	.250	0-0	-	4th in NFC West
1999	New England	8-8	.500	0-0	-	5th in AFC East
2000	New England	5-11	.313	0-0	-	5th in AFC East
2001	New England	11-5	.688	3-0	1.000	1st in AFC East, Won SB XXXVI
2002	New England	9-7	.563	0-0	-	2nd in AFC East
2003	Philadelphia	12-4	.750	1-1	.500	1st in NFC East, Reached Conference Championship
2004	Philadelphia	13-3	.813	2-1	.666	1st in NFC East, Reached Super Bowl XXIX
2005	Philadelphia	6-10	.375	0-0	-	4th in NFC East
2006	Philadelphia	10-6	.625	1-1	.500	1st in NFC East, Reached Divisional Playoffs
2007	Philadelphia	8-8	.500	0-0	-	4th NFC East
2008	Arizona	9-7	.563	3-1	.750	1st in NFC West, Reached Super Bowl XLIII
2009	New England	10-6	.625	0-1	.000	2nd in AFC East, Reached Wild Card Playoffs
2010	New England	14-2	.875	0-1	.000	1st in AFC East, Reached Divisional Playoffs
2011	New England	13-3	.813	2-1	.666	1st in AFC East, Reached Super Bowl XLVI
2012	Arizona	5-11	.313	0-0	-	4th in NFC West
2013	Arizona	10-6	.625	0-0	-	3rd in NFC West
2014	Tampa Bay	2-14	.125	0-0	-	4th NFC South
2015	Tampa Bay	6-10	.400	0-0	-	4th NFC South
2016	Tampa Bay	6-5	.545	0-0	-	
TOTALS		178-153	.538	12-8	.600	9 playoff appearances, 7 Division Championships 4 Conference Championships, 1 Super Bowl Championship


*Licht worked as an offensive assistant/quality control coach for Miami this season.

NOTABLE PLAYERS DRAFTED WITH LIGHT


Below is a list of players who have earned postseason honors after being drafted by a team that Licht worked for:

Name, Pos.	Drafted	Team	Notes
Damien Woody, OL	1999 (1st Rd., 17th overall)	New England Patriots	2002 Pro Bowl, 2x SB Champion (XXXVI, XXXVIII)
Kevin Faulk, RB	1999 (2nd Rd., 46th overall)	New England Patriots	Patriots All-2000s Team, 50th Anniversary Team
Tom Brady, QB	2000 (6th Rd., 199th overall)	New England Patriots	2x NFL MVP, 3x Super Bowl MVP
Richard Seymour, DE	2001 (1st Rd., sixth overall)	New England Patriots	NFL 2000s All-Decade Team, 7x Pro Bowl, 5x All-Pro
Matt Light, T	2001 (2nd Rd., 48th overall)	New England Patriots	3x Pro Bowl, All-Pro (2001)
Deion Branch, WR	2002 (2nd Rd., 65th overall)	New England Patriots	Super Bowl XXXIX MVP
Shawn Andrews, G	2004 (1st Rd., 16th overall)	Philadelphia Eagles	Eagles 75th Anniversary Team, 3x Pro Bowl, 2x All-Pro
Trent Cole, DE	2005 (5th Rd., 146th overall)	Philadelphia Eagles	2x Pro Bowl, All-Pro (2009), 2x Top 100 Player Choice
Stewart Bradley, LB	2007 (3rd Rd., 87th overall)	Philadelphia Eagles	SI All-Pro, (2008)
DeSean Jackson, WR	2008 (2nd Rd., 49th overall)	Philadelphia Eagles	3x Pro Bowl, PFWA All-NFC & 2nd-Team All-Pro (2009)
Julian Edelman, WR	2009 (7th Rd., 232nd overall)	New England Patriots	SB Champion (XLIX), #91 on Top 100 Players (2015)
Devin McCourty, DB	2010 (1st Rd., 27th overall)	New England Patriots	SB Champion (XLIX), 2x All-Pro, Pro Bowl (2010)
Rob Gronkowski, TE	2010 (2nd Rd., 42nd overall)	New England Patriots	SB Champion (XLIX), 4x Pro Bowl, 4x All-Pro
Nate Solder, T	2011 (1st Rd., 17th overall)	New England Patriots	SB Champion (XLIX), 2011 All-Rookie Selection
Chandler Jones, DE	2012 (1st Rd., 21st overall)	New England Patriots	SB Champion (XLIX), Pro Bowl (2015)
Tyrann Mathieu, DB	2013 (3rd Rd., 69th overall)	Arizona Cardinals	All-Pro & Pro Bowl (2015), PFWA All-Rookie Selection
Mike Evans, WR	2014 (1st Rd., seventh overall)	Tampa Bay Buccaneers	PFWA All-Rookie Selection, NFC POW
Jameis Winston, QB	2015 (1st Rd., first overall)	Tampa Bay Buccaneers	Pro Bowl (2016), PFWA All-Rookie Selection
Donovan Smith, T	2015 (2nd Rd., 34th overall)	Tampa Bay Buccaneers	PFWA All-Rookie Selection
Ali Marpet, G	2015 (2nd Rd., 61st overall)	Tampa Bay Buccaneers	PFWA All-Rookie Selection
Kwon Alexander, LB	2015 (4th Rd., 124th overall)	Tampa Bay Buccaneers	PFWA All-Rookie Selection


2016 NOTABLE FREE AGENTS




DE **Robert Ayers Jr.** comes to Tampa Bay after spending the previous two seasons with the New York Giants (2014-15). In 2015, Ayers set career highs in sacks (9.5), tackles for loss (11) and forced fumbles (2). His team-leading 9.5 sacks in 2015 are the most by any player that entered free agency this offseason and his 22 quarterback hits were the 12th-most in the league last season. Ayers recorded at least one sack in each of the final five games, with his 7.5 sacks in Weeks 13-17 standing as the second-most in the league during that time. He has been one of Pro Football Focus' top six 4-3 defensive ends each of the past two seasons. Originally a first-round selection by the Denver Broncos in 2009, he spent his first five seasons with Denver (2009-13). In his seven-year career, Ayers has played in 96 regular season games, with 39 starts, totaling 204 tackles, 41 tackles for loss, 26.5 sacks, 11 passes defended, six forced fumbles and three fumble recoveries. He has also played in six career postseason contests, with one start, notching nine tackles, three tackles for loss and 3.0 sacks.



CB **Brent Grimes** joins the Buccaneers after three seasons with the Miami Dolphins (2013-15). Prior to his time with Miami, Grimes spent six seasons with Atlanta (2007-12) where current Buccaneers defensive coordinator Mike Smith served as the Falcon's head coach from 2008-12. In his nine-year career, Grimes has 90-of-106 regular season games he has played in, totaling 401 tackles, 99 passes defended, 26 interceptions (357 return yards, two touchdowns), two forced fumbles and one fumble recovery. A four-time Pro Bowl selection (2010, 2013-15) and a 2014 Second-Team Associated Press All-Pro, Grimes' 26 interceptions are tied for the seventh-most among active players. Since joining Miami in 2013, Grimes has totaled 13 interceptions, tied for the fourth-most in the league during that time. A two-time Defensive Player of the Week (NFC Week 15, 2010; AFC Week 9, 2014), Grimes was named the NFL Alumni Defensive Back of the Year following the 2011 season.



LB **Daryl Smith** comes to Tampa Bay after three seasons with the Baltimore Ravens (2013-15). He originally entered the league as a second-round selection (39th overall) of the Jacksonville Jaguars in the 2004 NFL Draft, spending his first nine seasons with Jacksonville (2004-12). In his 12-year career, Smith has started 172-of-174 regular season games played, totaling 1,046 tackles, 68 passes defended, 30.5 sacks, 13 forced fumbles, 11 interceptions (87 return yards, one touchdown) and six fumble recoveries (82 return yards, one touchdown). He has also started all five postseason contests he has appeared in, notching 43 tackles, two forced fumbles, one pass defended, one sack and one interception. Since joining Baltimore in 2013, Smith ranks fifth in the NFL in total tackles (371) and his 29 passes defended are tied for the most by a linebacker during that span. Smith and Buccaneers linebacker Lavonte David are the only two players to total at least 5.0 sacks, five interceptions, four forced fumbles and 25 passes defended over the past three seasons. Smith ranks fourth among active players in total tackles and is one of only four active players to record at least 30 sacks and 10 interceptions (Karlus Dansby, Julius Peppers, Lawrence Timmons). His 68 passes defended are the fourth-most by a linebacker since entering the league in 2004 and are the second-most by an active linebacker.



G **J.R. Sweezy** joins the Buccaneers after spending his first four seasons with Seattle (2012-15). A seventh-round pick (225th overall) in the 2012 NFL Draft, Sweezy has started 49-of-59 regular season games for the Seahawks, including each of the past 46 regular season games he has played. Sweezy has also started all 10 postseason contests he appeared in with Seattle, helping the team win consecutive NFC Championships (2013-14) and earn a victory in Super Bowl XLVIII. Since taking over as the starter for Seattle in 2013, Sweezy has been part of an offensive line that helped block for Seattle's league leading 150.7 rushing yards per game and 4.71 yards per rush. Seahawks running back Marshawn Lynch earned Pro Bowl berths in both 2013 & 2014.

2016 TAMPA BAY BUCCANEERS DRAFT CLASS

2016 DRAFT PICKS



CB **Vernon Hargreaves III** was chosen 11th overall out of the University of Florida, where he started 35-of-37 career games, totaling 121 tackles, three tackles for loss, 28 passes defensed, nine interceptions (returned 191 yards), two fumble recoveries and one forced fumble. He was named a unanimous All-American after his junior season, while earning first-team All-SEC all three seasons he played, including unanimous selections following both his junior and sophomore campaigns. The Tampa native was one of three finalists for the Jim Thorpe Award in 2015, given annually to the best defensive back in college football, and was a semifinalist for the Chuck Bednarik Award in both 2014 and 2015, presented annually to the best defensive player in the country.



DE **Noah Spence** was chosen 39th overall out of Eastern Kentucky, where he spent his redshirt junior season (2015), totaling 63 tackles, 22.5 tackles for loss, 11.5 sacks, three forced fumbles and two fumble recoveries. In his one season at Eastern Kentucky, the Harrisburg, Pennsylvania native was named an FCS All-American by the Associated Press, STATA, Walter Camp Foundation and College Sporting News, while being chosen as the FCS National Defensive Performer of the Year by the College Football Performance Awards. Prior to his time at Eastern Kentucky, Spence played two seasons at Ohio State (2012-13), earning first-team All-Big Ten honors from the league's media and second-team honors from the league's coaches as a sophomore, when he posted 14.5 tackles for loss and 8.0 sacks.



K **Roberto Aguayo** was selected 59th overall out of Florida State, where he finished his career as the most accurate kicker in NCAA history, connecting on 267-of-276 kicks attempted (.9673 conversion rate), surpassing the previous record of .9667, set by former Nebraska kicker Alex Henery. Aguayo earned first-team All-American honors all three seasons he played, joining Deion Sanders as the only two players in school history to do so. The Mascotte, Florida native won the Lou Groza Award as a redshirt freshman in 2013, was a finalist in 2014 and a semifinalist in 2015.



DB **Ryan Smith** was chosen in the fourth round (108th overall) out of North Carolina Central, where he started 42-of-45 career games, totaling 263 tackles, seven tackles for loss, 31 passes defensed, eight fumble recoveries, seven interceptions, one forced fumble and one blocked kick. He also returned 14 kickoffs for 394 yards and one touchdown. A native of Upper Marlboro, Maryland, Smith set North Carolina Central records in both solo tackles (168) and kickoff return average (28.1).



OL **Caleb Benenoch** was selected in the fifth round (148th overall) from UCLA, where he started the final 35 games of his collegiate career, spending time at both tackle and guard. In 2015, the Katy, Texas native was part of an offensive line that surrendered just 14 sacks, the second-lowest total in school history. He earned honorable mention All-Pac-12 status as a sophomore (2014), after helping block for running back Paul Perkins, who led the league in rushing and recorded the second-highest single-season rushing total in school history.



LB **Devante Bond** was chosen 183rd overall out of the University of Oklahoma, where he played two seasons (2015-15), appearing in 21 games, with eight starts, notching 72 tackles, 11 tackles for loss, 3.0 sacks, two passes defensed, one forced fumble and one fumble recovery, to go along with two blocked kicks. Prior to his time at Oklahoma, the Sacramento, California native played at Sierra Community College for two seasons, tallying 77 tackles, 27.0 tackles for loss, four passes defensed and three fumble recoveries.

2015 NFL DRAFT SELECTIONS (7)

RD.	NO.	PLAYER	POS.	HT.	WT.	COLLEGE
1	11	Vernon Hargreaves III	CB	5-10	204	Florida
2	39	Noah Spence	DE	6-2	251	Eastern Ky.
2	59	Roberto Aguayo	K	6-0	207	Florida State
4	108	Ryan Smith	DB	5-11	189	N.C. Central
5	148	Caleb Benenoch	OL	6-5	305	UCLA
6	183	Devante Bond*	LB	6-1	236	Oklahoma

* Injured Reserve

HONOR ROLL

Below is a look at awards and honors Buccaneers players received for the 2015 & 2016 seasons.

K ROBERTO AGUAYO

- **Castrol EDGE Clutch Performer Of The Week (Week 5 at CAR, 2016)** - Kicked a game-winning 38-yard field goal at Carolina on Monday Night Football.
- **NFC Special Teams Player of the Week (Week 11 at KC, 2016)** - Connected on all four of his field goal attempts and his lone extra point attempt in the Buccaneers' 19-17 victory at Kansas City, snapping a 10-game home winning streak for the Chiefs. Aguayo's 13 points and four made field goals were the most of any kicker in Week 11.

LB KWON ALEXANDER

- **2015 ESPN.com & PFWA All-Rookie Team** - Started 12 games, totaling 93 tackles (six tackles for loss), with nine passes defended, 3.0 sacks, two interceptions, two forced fumbles and one fumble recovery.
- **NFC Defensive Player of the Week (Week 8 at ATL, 2015)** - Had a game-high 11 tackles, one interception, a forced fumble and a fumble recovery. His two takeaways helped set up 10 points for Tampa Bay. He is the first Buccaneers player to record an interception, forced fumble and fumble recovery in the same game since former S John Lynch (1996). He is the first rookie linebacker to do so since DeMeco Ryans (2006).
- **Pepsi Rookie Of The Week (Week 8 at ATL, 2015)**
- **Pepsi Rookie Of The Week (Week 3 at HOU, 2015)** - Totaled 10 tackles, with one for loss, two passes defended and one interception.

LB LAVONTE DAVID

- **2015 Pro Bowl Selection; PFWA All-NFC Team** - Started 16 games, totaling 147 tackles (10 tackles for loss), with 13 passes defended, 3.0 sacks, three interceptions (19 yards, one touchdown), two forced fumbles and two fumble recoveries.
- **NFC Defensive Player of the Week (Week 11 at PHI, 2015)** - Had two interceptions - including a 20-yard touchdowns - and six tackles. His two interceptions are tied for the most by a Buccaneers linebacker in a game.

WR MIKE EVANS

- **Pro Football Focus Team of the Week (Week 7 at WAS, 2015)** - Caught a career-high eight passes for 164 yards, including a 40-yard touchdown.

G ALI MARPET

- **2015 ESPN.com & PFWA All-Rookie Team**
- **Pro Football Focus Team of the Week (Week 7 at WAS, 2015)** - Blocked for Tampa Bay's 117 rushing yards and was given a grade of +6.5, the highest single-game mark given to a guard this season.

RB DOUG MARTIN

- **2015 AP All-Pro Selection; Pro Bowl Selection; PFWA All-NFL; All-NFC Team; PFF All-Pro Team** - Rushed 288 times for 1,402 yards (4.87 avg.) with six touchdowns, while catching 33 passes for 271 yards and one touchdown.
- **FedEx Ground Player of the Week (Week 5 vs. JAC, 2015)** - Rushed 24 times for 123 yards (5.1 avg.) with two touchdowns, while catching three passes for 35 yards and one touchdown. Joined RB Bobby Rainey as the only players in franchise history with at least two rushing touchdowns and one receiving touchdown in the same game.
- **Pro Football Focus Team of the Week (Week 5 vs. JAC, 2015)**
- **FedEx Ground Player of the Week (Week 11 at PHI, 2015)** - Rushed 27 times for 235 yards (8.7 avg.). His 235 rushing yards are the most in the NFL this season. 235 yards stand as the 20th-most in a single game. Notched an 84-yard run, the longest in team history.

DT GERALD MCCOY

- **2015 Pro Bowl Selection** - Started 15 games, totaling 34 tackles (eight tackles for loss), 8.5 sacks and one pass defended.

T DONOVAN SMITH

- **2015 ESPN.com, NFL.com & PFWA All-Rookie Team**

QB JAMEIS WINSTON

- **NFC Offensive Player of the Week & FedEx Air Player of the Week (Week 1, 2016)** - Completed 23-of-32 passes (71.9 pct.) for 281 yards and four touchdowns, for a passer rating of 125.1. Ranked third in the league in Week 1 in passer rating, fifth in completion percentage and tied for the NFL lead in passing touchdowns.
- **2015 Pro Bowl Selection** - Completed 312-of-535 passes for 4,042 yards and 22 touchdowns, with six rushing touchdowns.
- **2015 Pepsi Rookie of the Year**
- **2015 ESPN.com, NFL.com & PFWA All-Rookie Team**
- **NFL Offensive Rookie of the Month (November 2015)** - Completed 95-of-169 passes for 1,179 yards with seven touchdowns, while adding 78 rushing yards and three rushing touchdowns. His 10 total touchdowns tied for the seventh-most in the NFL for the month.
- **Pepsi Rookie Of The Week (Week 2 at NO, 2015)** - Completed 14-of-21 passes for 207 yards with one touchdown for a 114.6 passer rating, while also adding a rushing touchdown. His 114.6 passer rating is the fifth-highest by a rookie in franchise history.
- **Pepsi Rookie Of The Week (Week 5 vs. JAC, 2015)** - Completed 13-of-19 passes for 209 yards and one touchdown for a passer rating of 122.5. His 122.5 passer rating is the fourth-highest by a rookie in team history.
- **FedEx Air Player of the Week & Pepsi Rookie Of The Week (Week 11 at PHI, 2015)** - Completed 19-of-29 passes (65.5 pct.) for 246 yards and five touchdowns for a passer rating of 131.6. Became the first rookie since 1937 to throw five touchdowns and zero interceptions in a game and his five touchdowns tie a rookie NFL record, as well as a franchise record.
- **Castrol EDGE Clutch Performer of the Week (Week 13 vs. ATL, 2015)** - Led a 12-play, 80-yard drive to win the game, including a 20-yard run on third-and-19.

OFFENSIVE FIREPOWER

Despite having a rookie quarterback and two rookie offensive linemen, the Buccaneers had one of the top offenses in the NFL last season, ranking fifth in the league in yards gained.

2015 NFL YARDS PER GAME LEADERS

Rank	Team	GP	Yds.	Yds./Gm.
1.	Arizona Cardinals	16	6,533	408.3
2.	New Orleans Saints	16	6,461	403.8
3.	Pittsburgh Steelers	16	6,327	395.4
4.	Seattle Seahawks	16	6,058	378.6
5.	Tampa Bay Buccaneers	16	6,014	375.9

Tampa Bay's fifth-placed finish is the highest that the team has ever ranked in total offense.

The Buccaneers had two games of 500+ yards this season, making them one of five NFL teams to eclipse the 500-yard mark in multiple games (also Pittsburgh, three times; Denver, New Orleans and N.Y. Giants twice).

GROUND AND POUND

RBs Doug Martin and Charles Sims combined to help the Buccaneers be one of the premier rushing teams in the NFL last year, with Tampa Bay ranking fifth in rushing yards per game, and second in the NFL in rushing average.

2015 NFL RUSHING YARDS PER GAME LEADERS

Rank	Team	GP	Rush Yds.	Yds./Gm.
1.	Buffalo Bills	16	2,432	152.0
2.	Carolina Panthers	16	2,282	142.6
3.	Seattle Seahawks	16	2,268	141.8
4.	Minnesota Vikings	16	2,211	138.2
5.	Tampa Bay Buccaneers	16	2,162	135.1

2015 NFL RUSHING AVERAGE LEADERS

Rank	Team	Att.	Rush Yds.	Avg.
1.	Buffalo Bills	509	2,432	4.78
2.	Tampa Bay Buccaneers	455	2,162	4.75
3.	Kansas City Chiefs	436	2,044	4.69
4.	Minnesota Vikings	474	2,211	4.66
5.	Dallas Cowboys	408	1,890	4.63

MARTIN & SIMS

Martin and Sims combined for the most scrimmage yards by a Buccaneers running back duo in a single season in team history. They are only the second duo to each eclipse 1,000 yards from scrimmage in the same season in team history (Mike Alstott & Warrick Dunn, 1999).

MOST SCRIMMAGE YARDS BY A BUCCANEERS RB DUO

Year	Name	Yards	Name	Yards	Total
2015	D. Martin	1,673	C. Sims	1,090	2,763
1979	R. Bell	1,511	J. Eckwood	958	2,469
1999	W. Dunn	1,205	M. Alstott	1,188	2,393
1998	W. Dunn	1,370	M. Alstott	998	2,368
1997	W. Dunn	1,440	M. Alstott	843	2,283

CREATING BIG PLAYS

Part of Tampa Bay's success on offense in 2015 came from creating big plays. The Buccaneers had 77 plays of 20 or more yards, the fourth-most in the NFL. Their 20 runs of 20+ yards were the most in the NFL.

2015 NFL PLAYS OF 20+ YARDS

Team	Big Runs	Big Passes	Big Plays
1. Jacksonville Jaguars	8	72	80
2. Arizona Cardinals	12	66	78
3. New Orleans Saints	6	72	78
4. Tampa Bay Buccaneers	20	57	77
5. Pittsburgh Steelers	15	61	76

Tampa Bay's propensity for making big plays led to the Buccaneers ranking third in yards per play.

2015 NFL YARDS PER PLAY

Team	Plays	Yards	Yards/Play
1. Arizona Cardinals	1,041	6,533	6.28
2. Pittsburgh Steelers	1,011	6,327	6.26
3. Tampa Bay Buccaneers	1,017	6,014	5.91
4. New Orleans Saints	1,096	6,461	5.90
5. Seattle Seahawks	1,035	6,058	5.85

KEEP THE DRIVE ALIVE

In 2015, the Buccaneers went three-and-out on only 26 of their 176 drives, the third-lowest mark in the NFL.

2015 NFL FEWEST THREE-AND-OUT DRIVES

Team	Off. Poss.	3 & Out Drives	3 & Out Pct.
1. Arizona Cardinals	186	27	14.5
2. Minnesota Vikings	172	25	14.5
3. Tampa Bay Buccaneers	176	26	14.8
4. Pittsburgh Steelers	190	31	16.3
5. Atlanta Falcons	174	29	16.7

CONVERSION MACHINE

In the first three weeks of the season, the Tampa Bay Buccaneers struggled to convert third downs, going 9-for-40 on third down attempts (22.5 pct.), the second-lowest mark in the NFL.

After that game, the Buccaneers flipped the script, ranking as the fourth-best team in the league in converting third downs since Week 4, going 75-of-162 (46.3 pct.) on third down attempts.

2015 NFL THIRD DOWN CONVERSIONS - SINCE WEEK 4

Team	3rd. Conv.	3rd Att.	3rd Pct.
1. Seattle Seahawks	83	169	49.1
2. New Orleans Saints	83	174	47.7
3. Arizona Cardinals	77	166	46.4
4. Tampa Bay Buccaneers	75	162	46.3
5. Atlanta Falcons	83	182	45.6

MOVING THE CHAINS

In 2015, Vincent Jackson and Mike Evans were two of the most productive receivers in the NFL in moving the chains, ranking second and third in first down percentage, respectively.

2015 NFL LEADERS IN FIRST DOWN CATCH PERCENTAGE - Min. 32 Rec.

Player	1st Dn.	Rec	1st%
1. WR Dorial Green-Beckham (TEN)	30	32	93.8
2. WR Mike Evans (TB)	63	74	85.1
3. WR Vincent Jackson (TB)	28	33	84.8
4. WR Ted Ginn Jr. (CAR)	36	44	81.8
5. WR Kenny Britt (STL)	29	36	80.6

LIMITING BIG PLAYS

On the opposite end of the spectrum, one of the strengths of Tampa Bay's defense was limiting opposing big plays. The Buccaneers allowed only 49 plays of 20 or more yards, the second-fewest in the NFL. Their four 20+-yard runs allowed tied for fewest allowed in the league.

2015 NFL OPPONENT PLAYS OF 20+ YARDS

Team	Big Runs	Big Passes	Big Plays
1. Denver Broncos	5	41	46
2. Tampa Bay Buccaneers	4	45	49
3. Cincinnati Bengals	11	39	50
4. Seattle Seahawks	4	49	53
5. Minnesota Vikings	7	47	54

STOP THE RUSH

In 2015, Tampa Bay allowed second-lowest rushing average in the NFL and the third-lowest in team history.

2015 NFL OPPONENT RUSHING AVERAGE

Rank	Team	Opp. Rush	Opp. Rush Yds.	Avg.
1.	Denver Broncos	408	1,337	3.28
2.	Tampa Bay Buccaneers	466	1,606	3.45
3.	New York Jets	373	1,335	3.58
4.	Seattle Seahawks	362	1,304	3.60
5.	Jacksonville Jaguars	464	1,709	3.68

BUCCANEERS ALL-TIME OPPONENT RUSHING AVERAGE (Single Season)

Rank	Year	Opp. Rush	Opp. Rush Yds.	Avg.
1.	1988	478	1,551	3.24
2.	1978	595	2,049	3.44
2.	2015	466	1,606	3.45
4.	2005	438	1,515	3.46
5.	1979	539	1,873	3.47



FAMOUS JAMEIS

QB Jameis Winston was taken first overall by the Tampa Bay Buccaneers and played every offensive snap for the team in 2015. He distinguished himself as a standout, particularly when compared to other rookie quarterbacks in recent history.

JAMEIS VS. ROOKIE QBs

In 2015, Winston had a passer rating of 84.2, which stands as the ninth-highest mark by a rookie quarterback since the 1970 NFL/AFL Merger.

HIGHEST PASSER RATING BY A ROOKIE - (Since 1970, Min. 200 Att.)

Player	Att.	Cmp.	Yds	TD	INT	Rtg.
1. Robert Griffin III (WAS)	393	258	3,200	20	5	102.4
2. Russell Wilson (SEA)	393	252	3,118	26	10	101.5
3. Ben Roethlisberger (PIT)	295	196	2,621	17	11	98.1
4. Dan Marino (MIA)	296	173	2,210	20	6	96.0
5. Marcus Mariota (TEN)	370	230	2,818	19	10	91.5
6. Matt Ryan (ATL)	434	265	3,440	16	11	87.7
7. Teddy Bridgewater (MIN)	402	259	2,919	14	12	85.2
8. Cam Newton (CAR)	517	310	4,051	21	17	84.5
9. Jameis Winston (TB)	535	312	4,042	22	15	84.2
10. Mike Glennon (TB)	416	247	2,608	19	9	83.9

Winston's totals this past year placed him among the all-time NFL rookie leaders in both passing yards and passing touchdowns

NFL ROOKIE PASSING YARD LEADERS - (Since 1970)

Rank	Player (Team)	Year	Passing Yards
1.	Andrew Luck (IND)	2012	4,374
2.	Cam Newton (CAR)	2011	4,051
3.	Jameis Winston (TB)	2015	4,042
4.	Peyton Manning (IND)	1998	3,739
5.	Sam Bradford (STL)	2010	3,512
6.	Matt Ryan (ATL)	2008	3,440
7.	Andy Dalton (CIN)	2011	3,398
8.	Brandon Weeden (CLE)	2012	3,385
9.	Ryan Tannehill (MIA)	2012	3,294
10.	Derek Carr (OAK)	2014	3,270

NFL ROOKIE PASSING TOUCHDOWN LEADERS - (Since 1970)

Rank	Player (Team)	Year	Passing TD
1.	Peyton Manning (IND)	1998	26
1.	Russell Wilson (SEA)	2012	26
3.	Andrew Luck (IND)	2012	23
4.	Jameis Winston (TB)	2015	22
5.	Cam Newton (CAR)	2011	21
5.	Derek Carr (OAK)	2014	21
7.	Andy Dalton (CIN)	2011	20
7.	Robert Griffin III (WAS)	2012	20
7.	Dan Marino (MIA)	1983	20
10.	Marcus Mariota (TEN)	2015	19
10.	Mike Glennon (TB)	2013	19
10.	Jim Plunkett (NE)	1971	19

FAMOUS JAMEIS

JAMEIS IN BUCCANEERS HISTORY

Winston has distinguished himself as not only one of the top rookie quarterbacks in Buccaneers history, but among the best seasons in team history. His 4,042 passing yards are second-most in a single season and his 22 touchdown passes are tied for the fourth-most in a single season. Both are rookie franchise records.

MOST TOUCHDOWN PASSES BY BUCCANEERS ROOKIES

Player	Year	Att.	Cmp.	Yds	TD	INT	Rtg.
1. Jameis Winston	2015	535	312	4,042	22	15	84.2
2. Mike Glennon	2013	416	247	2,608	19	9	83.9
3. Josh Freeman	2009	290	158	1,855	10	18	59.8
4. Bruce Gradkowski	2006	328	177	1,661	9	9	65.9
5. Shaun King	1999	146	89	875	7	4	82.4
5. Doug Williams	1978	194	73	1,170	7	8	53.4

BUCCANEERS SINGLE SEASON PASSING YARD LEADERS

Rank	Player	Year	Passing Yards
1.	Josh Freeman	2012	4,065
2.	Jameis Winston	2015	4,042
3.	Brad Johnson	2003	3,811
4.	Josh Freeman	2011	3,592
5.	Doug Williams	1981	3,563
6.	Steve DeBerg	1984	3,554
7.	Josh Freeman	2010	3,451
8.	Brad Johnson	2001	3,406
9.	Doug Williams	1980	3,396
10.	Vinny Testaverde	1988	3,240

BUCCANEERS SINGLE SEASON PASSING TOUCHDOWN LEADERS

Rank	Player	Year	Passing TD
1.	Josh Freeman	2012	27
2.	Brad Johnson	2003	26
3.	Josh Freeman	2010	25
4.	Brad Johnson	2002	22
4.	Jameis Winston	2015	22
6.	Trent Dilfer	1997	21
6.	Trent Dilfer	1998	21
8.	Brian Griese	2004	20
8.	Vinny Testaverde	1989	20
8.	Doug Williams	1980	20

At St. Louis, Winston threw for a career-high 363 yards, the second-most by a rookie in team history and the most by a Buccaneers quarterback since 2012 (Josh Freeman, 372 yards vs. St. Louis, 12/23/12).

MOST SINGLE-GAME PASSING YARDS – (Rookies)

Player	Opponent-Date	Pass Yds
1. Vinny Testaverde	at NO-12/6/87	369
2. Jameis Winston	at STL-12/17/15	363
3. Jameis Winston	at CAR-1/3/16	325
4. Josh Freeman	at CAR-12/6/09	321
5. Doug Williams	vs. MIN-10/1/78	311

Part of Winston's 363 yards were 238 yards in the fourth quarter, the most in any quarter in franchise history and the most by an NFL quarterback in the fourth quarter since 2012 (Eli Manning, 243 passing yards vs. Tampa Bay, 9/16/12). His 238 passing yards were the most in any quarter since Aaron Rodgers in 2014 (242, second quarter vs. Chicago, 11/9).

FAMOUS JAMEIS

DUAL THREAT

Winston also rushed for six touchdowns, the most ever by a Buccaneers quarterback in a single season and tied for the second-most career rushing touchdowns by a quarterback in team history.

MOST RUSHING TOUCHDOWNS BY A QB, SINGLE SEASON (Team History)

Rank	Player	Rush TD
1.	Jameis Winston, 2015	6
2.	Shaun King, 2000	5
2.	Steve Young, 1986	5
4.	Josh Freeman, 2011	4
4.	Doug Williams, 1980	4
4.	Doug Williams, 1981	4

MOST RUSHING TOUCHDOWNS BY A QB (Team History)

Rank	Player	Rush TD
1.	Doug Williams, 1978-82	13
2.	Jameis Winston, 2015-Pres.	7
2.	Steve Young, 1985-86	6
4.	Trent Dilfer, 1994-99	5
4.	Shaun King, 1999-2003	5
4.	Vinny Testaverde, 1987-92	5

2015 NFL MOST RUSHING TOUCHDOWNS BY A QB

Rank	Player (Team)	Rush TD
1.	Cam Newton (CAR)	10
2.	Jameis Winston (TB)	6
3.	Kirk Cousins (WAS)	5
4.	Tyrod Taylor (BUF)	4
4.	Tom Brady (NE)	3
4.	Teddy Bridgewater (MIN)	3
4.	Andy Dalton (CIN)	3
4.	Joe Flacco (BAL)	3

RECORD SETTER

At Philadelphia (11/22), Winston threw five touchdown passes, tied for the most by a rookie since the 1970 NFL Merger (DET QB Matthew Stafford, 11/22/09 vs. CLE). His five touchdown passes also matched the franchise record.

MOST SINGLE-GAME PASSING TOUCHDOWNS (Team History)

Player	Opponent-Date	Pass TD
1. QB Steve DeBerg	vs. ATL-9/13/87	5
1. QB Josh Freeman	vs. SEA-12/26/10	5
1. QB Brad Johnson	vs. MIN-11/3/02	5
1. QB Jameis Winston	at PHI-11/22/15	5

JAMEIS GOING DEEP

One of Winston's strengths is a willingness to throw the ball down the field, which helped open up the Buccaneers' passing attack. Winston ranked second in the league in pass yards per completion

2015 NFL HIGHEST YARDS PER COMPLETION

Player (Team)	Cmp.	Yds	Yds/Cmp.
1. Carson Palmer (ARI)	342	4,671	13.66
2. Cam Newton (CAR)	296	3,837	12.96
3. Jameis Winston (TB)	312	4,042	12.96
4. Andy Dalton (CIN)	255	3,250	12.75
5. Tyrod Taylor (BUF)	342	3,035	12.54

Winston made big plays for the Buccaneers, with his 57 completions of 20 or more yards tying for the sixth-most in the NFL.

2015 NFL COMPLETIONS OF 20+ YARDS

Rank	Player (Team)	20+ Yd. Comp.
1.	Blake Bortles (JAC)	72
2.	Drew Brees (NO)	68
3.	Carson Palmer (ARI)	65
4.	Russell Wilson (SEA)	60
5.	Tom Brady (NE)	58
6.	Jameis Winston (TB)	57
6.	Ryan Tannehill (MIA)	57
8.	Aaron Rodgers (GB)	55
9.	Derek Carr (OAK)	53
9.	Jay Cutler (CHI)	53
9.	Ryan Fitzpatrick (NYJ)	53
9.	Philip Rivers (SD)	53

RB Doug Martin was one of the top runners in the NFL in 2015, totaling 1,402 rushing yards, the second-most in the league, while his 4.87 rushing average ranked as the most among running backs with at least 150 carries.

2015 NFL RUSHING YARDS LEADERS

Rank	Player (Team)	Rushing Yards
1.	Adrian Peterson (MIN)	1,485
2.	Doug Martin (TB)	1,402
3.	Todd Gurley (STL)	1,106
4.	Darren McFadden (DAL)	1,089
5.	Chris Ivory (NYJ)	1,070

2015 NFL HIGHEST RUSHING AVERAGE (Min. 150 Carries)

Name	Att.	Yds.	Avg.
1. Doug Martin (TB)	288	1,402	4.87
2. Todd Gurley (STL)	229	1,106	4.83
3. Giovani Bernard (CIN)	154	730	4.74
4. C.J. Anderson (DEN)	152	720	4.74
4. Mark Ingram (NO)	166	769	4.63

Martin's 4.87 average was the highest by any running back with at least 275 carries since 2013 (LeSean McCoy, 314 carries, 5.12 avg.).

Much of Martin's success came from creating big runs. Martin had 33 rushes of 10 or more yards, the second-most in the NFL and 14 rushes of 20+ yards, the most in the league. He was one of only five players in the league with multiple 50+ yards runs.

2015 NFL RUSHES OF 10+ YARDS

Rank	Player (Team)	10+ Yd. Rushes
1.	Adrian Peterson (MIN)	43
2.	Doug Martin (TB)	33
3.	Devonta Freeman (ATL)	32
4.	Chris Ivory (NYJ)	29
4.	LeSean McCoy (BUF)	28

2015 NFL RUSHES OF 20+ YARDS

Rank	Player (Team)	20+ Yd. Rushes
1.	Doug Martin (TB)	14
2.	Todd Gurley (STL)	11
3.	Adrian Peterson (MIN)	10
4.	Chris Ivory (NYJ)	9
4.	Darren McFadden (DAL)	9
4.	Latavius Murray (OAK)	9

2015 NFL RUSHES OF 50+ YARDS

Rank	Player (Team)	50+ Yd. Rushes
1.	Doug Martin (TB)	3
1.	Todd Gurley (STL)	3
2.	Isaiah Crowell (CLE)	2
2.	Mike Gillislee (BUF)	2
2.	Chris Ivory (NYJ)	2
2.	Adrian Peterson (MIN)	2
2.	DeAngelo Williams (PIT)	2

At Philadelphia, Martin rushed for 235 yards, the most rushing yards in a game in 2015.

2015 NFL MOST RUSHING YARDS IN A GAME

Name	Yds.	Date	Opp.
1. Doug Martin (TB)	235	11/22/15	PHI
2. Thomas Rawls (SEA)	209	11/22/15	SF
3. Adrian Peterson (MIN)	203	11/15/15	OAK
4. David Johnson (ARI)	187	12/20/15	PHI
5. Lamar Miller (MIA)	175	10/25/15	HOU

Martin was able to break off so many big runs due to his ability to break tackles and make yards after contact. Per Stats, Inc., he was tied for the fourth-most broken tackles and had the most rushing yards after contact.

2015 NFL BROKEN TACKLES

Rank	Player (Team)	Broken Tackles
1.	Chris Ivory (NYJ)	14
2.	LeGarrette Blount (NE)	11
2.	Adrian Peterson (MIN)	11
4.	Doug Martin (TB)	10
4.	Carlos Hyde (SF)	10

2015 NFL YARDS AFTER CONTACT

Rank	Player (Team)	Yards After Contact
1.	Doug Martin (TB)	650
2.	Adrian Peterson (MIN)	641
3.	Chris Ivory (NYJ)	551
4.	Todd Gurley (STL)	524
5.	Jonathan Stewart (CAR)	498

Martin rushed for 100+ yards in three consecutive contests (10/4 vs. CAR-10/25 at WAS), only the third time in franchise history a player has reached at least 100 rushing yards in three straight games (also: James Wilder, six consecutive, 12/9/84 vs. ATL-9/29/85 at DET; Carnell Williams, three consecutive, 9/11/05 at MIN-9/25/05 at GB).



RECORD-SETTER

With their second first-round pick in 2012, the Tampa Bay Buccaneers selected RB **Doug Martin**, who proved to be a sensation in his rookie season, shattering Buccaneers records, while setting NFL marks along the way. In 2015, Martin had another one of the best years in team history, ranking in the top five in rushing yards and scrimmage yards

MOST RUSHING YARDS - SINGLE SEASON (Team History)

Rank	Player	Year	Yards
1.	RB James Wilder	1984	1,544
2.	RB Doug Martin	2012	1,454
3.	RB Doug Martin	2015	1,402
4.	RB James Wilder	1985	1,300
5.	RB Ricky Bell	1979	1,263
6.	RB Errict Rhett	1995	1,207
7.	RB Carnell Williams	2005	1,178
8.	RB Reggie Cobb	1992	1,171
9.	RB Warrick Dunn	2000	1,133
10.	RB Warrick Dunn	1998	1,026

MOST YARDS FROM SCRIMMAGE - SINGLE SEASON (Team History)

Rank	Player	Year	Yards
1.	RB James Wilder	1984	2,229
2.	RB Doug Martin	2012	1,926
3.	RB Doug Martin	2015	1,673
4.	RB James Wilder	1985	1,641
5.	RB Warrick Dunn	2000	1,555
6.	RB Ricky Bell	1979	1,511
7.	RB Warrick Dunn	1997	1,440
8.	WR Mark Carrier	1989	1,422
9.	RB Warrick Dunn	1998	1,370
10.	RB Michael Pittman	2003	1,348

After setting the franchise record in his rookie season with 251 rushing yards at Oakland (11/4/12), Martin notched another banner day in 2015, with 235 rushing yards at Philadelphia (11/22/15), the second-highest mark in team history.

MOST SINGLE-GAME RUSHING YARDS (Team History)

Player	Opponent-Date	Rush Yds
1. RB Doug Martin	at OAK-11/4/12	251
2. RB Doug Martin	at PHI-11/22/15	235
3. RB James Wilder	at MIN-11/6/83	219
4. RB Warrick Dunn	vs. DAL-12/3/00	210
5. RB Errict Rhett	vs. WAS-12/4/94	192
6. RB James Wilder	vs. GB-9/30/84	172
7. RB Ricky Bell	vs. GB-10/21/79	167
8. RB James Wilder	at CHI-9/8/85	166
9. RB LeGarrette Blount	at SEA-12/26/10	164
10. RB Bobby Rainey	vs. ATL-11/17/13	163

Part of Martin's Philadelphia totals included an 84-yard run, the longest in franchise history and the third-longest rush in the league in 2015.

LONGEST RUSHING PLAYS IN TEAM HISTORY

Player	Yards	Opponent-Date
1. Doug Martin	84	@PHI-11/22/15
2. Bobby Rainey	80t	BUF-12/8/13
3. Michael Pittman	78t	KC-11/11/04
4. Warrick Dunn	76	CHI-12/21/97
5. Jerry Ellison	75	DET-12/23/95
5. James Wilder	75t	@MIN-11/6/83

2015 NFL LONGEST RUSHING PLAYS

Player	Yards	Opponent-Date
1. Marcus Mariota	87t	JAC-12/6/15
2. Lamar Miller (MIA)	85t	HOU-10/25/15
3. Doug Martin (TB)	84	@PHI-11/22/15
4. Adrian Peterson (MIN)	80t	@OAK-11/15/15
5. Adrian Peterson (MIN)	75	@DET-10/25/15

ROOKIE TOUCHDOWN MACHINE

In his first NFL season, Martin made his mark scoring touchdowns, with 11 rushing scores, the second-most in team history and 12 touchdowns from scrimmage, tied for the second-most in a season.

MOST RUSHING TDs - SINGLE SEASON (Team History)

Rank	Player	Year	TDs
1.	RB James Wilder	1984	13
2.	RB Doug Martin	2012	11
3.	RB Errict Rhett	1995	11
4.	RB Earnest Graham	2007	10
4.	FB Mike Alstott	2001	10
4.	RB James Wilder	1985	10

MOST TOUCHDOWNS - SINGLE SEASON (Team History)

Rank	Player	Year	TDs
1.	RB James Wilder	1984	13 (13 rush)
2.	RB Mike Evans*	2014	12 (12 rec.)
2.	RB Doug Martin*	2012	12 (11 rush, 1 rec.)
4.	WR Mike Williams*	2010	11 (11 rec.)
4.	FB Mike Alstott	2001	11 (10 rush, 1 rec.)
4.	RB Errict Rhett	1995	11 (11 rush)

*-Rookie

MARTIN IN TAMPA BAY HISTORY

Martin has continued his climb in the Buccaneers record books, with 21 career rushing touchdowns (tied for fourth in team history), 4,074 career rushing yards (fourth in team history), and 5,039 career scrimmage yards (fifth in team history) and 11 career 100-yard rushing games (tied for second in team history).

MOST RUSHING YARDS - (Team History)

Rank	Player	Yards
1.	RB James Wilder, 1981-89	5,957
2.	FB Mike Alstott, 1996-2006	5,088
3.	RB Warrick Dunn, 1997-2008	4,986
4.	RB Doug Martin, 2012-Pres.	4,074
5.	RB Carnell Williams, 2005-10	3,677

MOST RUSHING TOUCHDOWNS - (Team History)

Rank	Player	TDs
1.	FB Mike Alstott, 1996-2006	58
2.	RB James Wilder, 1981-89	37
3.	RB Errict Rhett, 1994-97	24
4.	RB Reggie Cobb, 1990-93	21
4.	RB Doug Martin, 2012-Pres.	21
6.	RB Carnell Williams, 2005-10	20
7.	RB Warrick Dunn, 1997-2008	19
8.	RB Ricky Bell, 1977-1981	16
9.	FB/RB Earnest Graham, 2004-11	15
9.	RB Lars Tate, 1988-89	15

MOST SCRIMMAGE YARDS - (Team History)

Rank	Player	Yards
1.	RB James Wilder, 1981-89	9,449
2.	RB Warrick Dunn, 1997-2008	7,690
3.	FB Mike Alstott, 1996-2006	7,372
4.	RB Michael Pittman, 2002-07	5,723
5.	RB Doug Martin, 2012-Pres.	5,039
6.	WR Mark Carrier, 1987-92	5,018
7.	WR Kevin House, 1980-86	4,969
8.	RB Carnell Williams, 2005-10	4,586
9.	WR Vincent Jackson, 2012-Pres.	4,326
10.	TE Jimmie Giles, 1978-86	4,307

MOST 100-YARD RUSHING GAMES – Team History

Rank	Player	100-Yd. Games
1.	RB James Wilder, 1981-89	14
2.	RB Warrick Dunn, 1997-2001, 2008	11
2.	RB Doug Martin, 2012-Pres.	11
4.	RB Carnell Williams, 2005-10	9
5.	RB Ricky Bell, 1977-81	8*
5.	RB Michael Pittman, 2002-07	8**
5.	RB Errict Rhett, 1994-97	8

*Includes one playoff game
**Includes Super Bowl XXXVII

NFL RECORDS

Martin recorded 1,926 yards from scrimmage as a rookie, the third-highest total in NFL history, trailing only Eric Dickerson (2,212 in 1984) and Edgerrin James (2,139 in 1999). His banner day came at Oakland (11/4/12), when he rushed for 251 yards and four touchdowns, the most in Buccaneers history and tied for the 10th-most in NFL history.

MOST RUSHING YARDS IN A GAME - (NFL History)

Name	Yds	Date	Opp.
1. Adrian Peterson (MIN)*	296	11/4/07	SD
2. Jamal Lewis (BAL)	295	9/14/03	CLE
3. Jerome Harrison (CLE)	286	12/20/09	KC
4. Corey Dillon (CIN)	278	11/4/07	DEN
5. Walter Payton (CHI)	275	11/20/77	MIN
6. O.J. Simpson (BUF)	273	11/25/76	DET
7. Shaun Alexander (CIN)	266	11/11/01	OAK
8. Jamaal Charles (KC)	259	1/3/10	DEN
9. Demarco Murray (DAL)*	253	10/23/11	STL
10. Doug Martin (TB)*	251	11/4/12	OAK
10. Mike Anderson (DEN)*	251	12/3/00	NO

*-Rookie

Martin's 251 rushing yards at Oakland came on only 25 carries, a 10.0 avg., the third highest in NFL history with a minimum of 25 rush attempts.

MOST YARDS-PER-CARRY - SINGLE GAME - (Min. 25 carries)

Name	Att	Yds/Rush	Date (Opp.)
1. Jamaal Charles (KC)	25	10.4	01/03/12 (DEN)
2. Demarco Murray (DAL)	25	10.1	10/23/11 (STL)
3. Doug Martin (TB)	25	10.0	11/4/12 (OAK)

MOST RUSHING YARDS IN A HALF - (Since 1991)

Name	Half, Yds	Date (Opp.)
1. Adrian Peterson (MIN)	2nd, 253	11/04/07 (SD)
2. Doug Martin (TB)	2nd, 220	11/4/12 (OAK)
3. Jerome Harrison (CLE)	2nd, 213	12/20/09 (KC)
4. Corey Dillon (CIN)	2nd, 201	10/22/00 (DEN)
5. Barry Sanders (DET)	2nd, 200	11/13/94 (TB)

MOST RUSHING YARDS IN A QUARTER - (Since 1991)

Name	Qtr	Yds	Date (Opp.)
1. Jamaal Charles (KC)	3rd	165	12/23/12 (IND)
2. Jamaal Charles (KC)	3rd	162	9/23/12 (NO)
3. LeSean McCoy (PHI)	4th	148	12/8/13 (DET)
4. Adrian Peterson (MIN)	4th	146	11/4/07 (SD)
4. Kenneth Davis (BUF)	2nd	146	11/22/92 (ATL)
6. Doug Martin (TB)	3rd	143	11/4/12 (OAK)
6. Marshall Faulk (STL)	1st	143	11/11/01 (CAR)
6. Thomas Jones (NYJ)	2nd	143	10/18/09 (BUF)
9. Terrell Davis (DEN)	1st	138	9/13/98 (DAL)
10. Adrian Peterson (MIN)	4th	137	11/15/15 (OAK)
10. Jamal Lewis (BAL)	3rd	137	12/21/03 (CLE)

EXCELLENT EVANS

EVANS AT THE TOP

The 2014 rookie receiver class was lauded as one of the best in NFL history with 12 rookies recording at least 500 receiving yards, including three with 1,000+ receiving yards. One of those three was Buccaneers wide receiver Mike Evans, whose 1,051 receiving yards and 12 touchdowns announced his presence as a standout wide receiver in the NFL.

Evans has continued his success since then and is proving to be one of the best in a historic class, ranking second in receiving yards and receiving touchdowns, while posting the third-most receptions.

2014 DRAFT CLASS RECEIVING LEADERS (Career)

Player	GP	Rec.	TD	Yards
1. Odell Beckham (NYG)	38	252	33	3,670
2. Mike Evans (TB)	41	215	25	3,277
3. Jarvis Landry (MIA)	43	258	11	2,648
4. Allen Robinson (JAC)	37	181	22	2,539
5. Jordan Matthews (PHI)	43	209	19	2,555
6. Brandin Cooks (NO)	37	188	18	2,424
7. Allen Hurns (JAC)	42	150	19	2,185
8. Sammy Watkins (BUF)	32	134	15	2,172
9. John Brown (ARI)	41	144	13	2,098
10. Kelvin Benjamin (CAR)	27	121	14	1,744

Evans has posted 12 100-yard receiving games, the second-most from the draft class

2014 NFL DRAFT CLASS MOST 100-YARD RECEIVING GAMES

Rank	Player (Team)	100-Yd. Games
1.	WR Odell Beckham Jr. (NYG)	17
2.	WR Mike Evans (TB)	12
2.	WR Sammy Watkins (BUF)	9
4.	WR Jordan Matthews (PHI)	8
5.	WR Allen Hurns (JAC)	7
5.	WR Allen Robinson (JAC)	7

ROOKIE ROCKSTAR

Evans managed to measure up to his rookie counterparts, tying for the most receiving touchdowns (12), while having the second-most receiving yards (1,051), and the fourth-most receptions (68) by a rookie in 2014.

2014 ROOKIE RECEIVING YARD LEADERS

Player	GP	Rec.	TD	Yards
1. Odell Beckham (NYG)	12	91	12	1,305
2. Mike Evans (TB)	15	68	12	1,051
3. Kelvin Benjamin (CAR)	16	73	9	1,008
4. Sammy Watkins (BUF)	16	65	6	982
5. Jordan Matthews (PHI)	16	67	8	872

SINGLE-GAME ROOKIE RECEIVING YARD LEADERS SINCE 1960

Player	Date (Opp.)	Rec.	TD	Yards
1. Jerry Butler (BUF)	9/23/79 (vs. NYJ)	10	4	255
2. Jerry Rice (SF)^	12/9/85 (vs. RAM)	10	1	241
3. Justin Blackmon (JAC)	11/18/12 (at HOU)*	7	1	236
4. Eddie Kennison (STL)	12/15/96 (at ATL)	5	3	226
5. Anquan Boldin (ARI)	9/7/03 (at DET)	10	2	217
6. Mark Carrier (TB)	12/6/87 (at NO)	8	1	212
7. Jackie Smith (STL)^	10/13/63 (vs. PIT)	9	2	212
8. Sammy White (MIN)	11/7/76 (vs. DET)	7	2	210
9. Mike Evans (TB)	11/16/14 (at WAS)	7	2	209
10. Rod Gardner (WAS)	10/21/01 (vs. CAR)*	6	1	208

* Overtime game

^ Inducted into the Pro Football Hall of Fame

Evans had 12 receiving touchdowns on the season, tied for the third-most in a single season by a rookie since the merger.

NFL MOST RECEIVING TOUCHDOWNS IN A SINGLE SEASON (Rookies Since 1970)

Rank	Player	TDs
1.	WR Randy Moss, MIN, 1998	17
2.	WR John Jefferson, SD, 1978	13
3.	WR Mike Evans, TB 2014	12
3.	WR Odell Beckham, NYG 2014	12
5.	WR Mike Williams, TB, 2010	11

Evans' three multi-touchdown games were the most in a single season in franchise history and tied for the fourth-most by a rookie since the merger.

Evans had 1,051 receiving yards as a rookie, the 10th-most in a single season by a rookie since the merger.

NFL MOST RECEIVING YARDS IN A SINGLE SEASON (Rookies Since 1970)

Rank	Player	Yards
1.	WR Anquan Boldin, ARI, 2003	1,377
2.	WR Randy Moss, MIN, 1998	1,313
3.	WR Odell Beckham, NYG 2014	1,305
4.	WR Michael Clayton, TB, 2004	1,193
5.	WR Terry Glenn, NE, 1996	1,132
6.	WR Bill Brooks, IND, 1986	1,131
7.	WR Ernest Givins, HOU, 1986	1,131
8.	WR Amari Cooper, OAK, 2015	1,070
9.	WR A.J. Green, CIN, 2011	1,057
10.	WR Mike Evans, TB 2014	1,051

IN BUCCANEERS HISTORY

Evans had a record-setting rookie season, setting a new franchise record for receiving touchdowns, tying for the most touchdowns from scrimmage by a rookie, while finishing with the second-most receiving yards and receptions by a Buccaneers rookie.

MOST RECEIVING TOUCHDOWNS BY A ROOKIE - (Team History)

Rank	Player, Year	TDs
1.	WR Mike Evans, 2014	12
2.	WR Mike Williams, 2010	11
3.	WR Michael Clayton, 2004	7
4.	WR Kevin House, 1980	5
4.	TE Tim Wright, 2013	5

MOST SCRIMMAGE TOUCHDOWNS BY A ROOKIE - (Team History)

Player, Year	Rec. TD	Rush TD	Total TD
1. WR Mike Evans, 2014	12	0	12
1. RB Doug Martin, 2012	1	11	12
3. WR Mike Williams, 2010	11	0	11
4. RB Lars Tate, 1988	1	7	8
5. WR Michael Clayton, 2004	7	0	7
5. WR Warrick Dunn, 1997	3	4	7
5. RB Errict Rhett, 1994	0	7	7

MOST RECEIVING YARDS BY A ROOKIE - (Team History)

Rank	Player, Year	Yards
1.	WR Michael Clayton, 2004	1,193
2.	WR Mike Evans, 2014	1,051
3.	WR Mike Williams, 2010	964
4.	WR Lawrence Dawsey, 1991	818
5.	WR Horace Copeland, 1993	633

MOST RECEPTIONS BY A ROOKIE - (Team History)

Rank	Player, Year	Rec.
1.	WR Michael Clayton, 2004	80
2.	WR Mike Evans, 2014	68
3.	FB Mike Alstott, 1996	65
3.	WR Mike Williams, 2010	65
5.	WR Lawrence Dawsey, 1991	55

At Cleveland (11/2), Evans recorded seven catches for 124 yards and two touchdowns, becoming only the second Buccaneers rookie with 100 or more yards and two or more touchdowns in a single game (Horace Copeland, 104 yards & two touchdowns at Atlanta, 10/31/93).

Also, at only 21 years and 73 days old, Evans became the youngest player in NFL history with 100 or more yards and two or more touchdowns in a single game.

Against Atlanta (11/9), Evans posted 125 receiving yards, the fifth-most by a rookie in franchise history and became the first Bucs rookie with consecutive 100-yard games.

At Washington (11/16), Evans recorded 206 receiving yards, the third-most in franchise history. He became the youngest player in NFL history to record 200 or more receiving yards. His 206 yards the most by a rookie since Justin Blackmon in 2012 (236 yards, 11/18/12 at Houston - OT game).

Evans caught two passes for 50+ yards at Washington (11/6), becoming the sixth player in team history with multiple receptions of 50+ yards in the same game.

He also had two touchdowns at Washington, becoming the second player in franchise history to record 200 yards and two or more touchdowns in the same game. Evans and Bryant are also the only players in team history with three consecutive 100-yard games with a touchdown and Evans is the first rookie in team history with three consecutive games with a touchdown since WR Mike Evans in 2010 (12/19/10 vs. DET-12/11 at NO).

He is the first rookie in the NFL with 200 or more yards and two touchdowns since Anquan Boldin (217 yards, two touchdowns at Detroit, 9/7/03)

MOST RECEIVING YARDS IN A SINGLE GAME (Team History)

Player	Opponent-Date	Receiving Yards
1. Vincent Jackson	vs. NO-10/21/12	216
2. Mark Carrier*	at NO-12/6/87	212
3. Mike Evans*	at WAS-11/16/14	209
4. Antonio Bryant	at CAR-12/8/08	200
5. Kevin House	at OAK-10/18/81	178

*Rookie



EXCELLENT EVANS

Evans had his fourth consecutive game with a receiving touchdown at Chicago (11/23), matching a franchise record, done five times previously, most recently by Mike Williams (12/19/10 vs. DET-9/11/11 vs. DET).

At Detroit (12/7), Evans had his third game of the season with multiple receiving touchdowns, the most in a single season in team history.

Evans had 12 receiving touchdowns in 2014, the most receiving touchdowns in franchise history and tied for the second-most total touchdowns.

MOST RECEIVING TOUCHDOWNS IN A SINGLE SEASON – Team History

Rank	Player	TDs
1.	WR Mike Evans, 2014*	12
2.	WR Mike Williams, 2010*	11
3.	WR Mike Evans, 2016	10
3.	WR Joey Galloway 2005	10
5.	WR Mark Carrier, 1989	9
5.	WR Bruce Hill, 1988	9
5.	WR Kevin House, 1981	9
5.	WR Mike Williams, 2012	9
9.	TE Jimmie Giles, 1985	8
9.	WR Vincent Jackson, 2012	8
9.	WR Keyshawn Johnson, 2000	8
9.	WR Keenan McCardell, 2003	8

*Rookie

MOST TOUCHDOWNS - SINGLE SEASON (Team History)

Rank	Player	Year	TDs
1.	RB James Wilder	1984	13 (13 rush)
2.	WR Mike Evans*	2014	12 (12 rec.)
2.	RB Doug Martin*	2012	12 (11 rush, 1 rec.)
4.	WR Mike Williams*	2010	11 (11 rec.)
4.	FB Mike Alstott	2001	11 (10 rush, 1 rec.)
4.	RB Errict Rhett	1995	11 (11 rush)
6.	WR Mike Evans	2016	10 (10 rec.)
6.	WR Joey Galloway	2005	10 (10 rec.)
6.	RB Michael Pittman	2004	10 (7 rush, 3 rec.)
6.	FB Mike Alstott	1997	10 (7 rush, 3 rec.)
6.	RB James Wilder	1985	10 (10 rush)

*Rookie

BUCCANEERS ALL-TIME SINGLE GAME ROOKIE RECEIVING YARD LEADERS

Player	Date (Opp.)	Rec.	TD	Yards
1. Mark Carrier	12/6/87 (at NO)	8	1	212
2. Mike Evans	11/16/14 (at WAS)	7	2	209
3. Michael Clayton	12/12/04 (at SD)	9	1	145
4. Michael Clayton	10/18/04 (at STL)	8	0	142
5. Kevin House	12/20/80 (vs. CHI)	3	0	138
6. Mike Evans	11/9/14 (vs. ATL)	7	1	125
7. Mike Evans	11/2/14 (at CLE)	7	2	124
8. Arrelious Benn	12/12/10 (at WAS)	4	0	122
9. Steve Holloway	10/18/1987 (vs. MIN)	8	0	107
10. Warrick Dunn	9/21/97 (vs. MIA)	6	1	106

DEEP THREAT

Evans proved his ability to make plays down the field as a rookie. His 13 receptions of 25+ yards were the sixth-most in the NFL in 2014 and his 15.5 yards per catch were the fifth-highest among receivers with at least 60 receptions.

2014 NFL MOST RECEPTIONS OF 25+ YARDS

Rank	Player, Team	25+ Yd. Rec.
1.	WR T.Y. Hilton, Indianapolis	17
2.	WR Emmanuel Sanders, Denver	16
3.	WR DeSean Jackson, Washington	15
3.	WR Demaryius Thomas, Denver	15
5.	WR Antonio Brown, Pittsburgh	14
6.	WR Mike Evans, Tampa Bay	13

2014 NFL HIGHEST RECEIVING AVG. (Min. 60 Rec.)

Rank	Player, Team	Rec. Avg.
1.	WR T.Y. Hilton, Indianapolis	16.4
2.	WR DeAndre Hopkins, Houston	15.9
3.	WR Jeremy Maclin, Philadelphia	15.5
4.	WR Jordy Nelson, Green Bay	15.5
5.	WR Mike Evans, Tampa Bay	15.5

DOMINANT DAVID

Since entering the NFL in 2012, Lavonte David has shown himself to be one of the top linebackers in the league, earning All-Rookie honors from nearly every publication his first season, then following up with an All-Pro year in 2013 and a Pro Bowl selection in 2015.

In his fifth season, David has already set some impressive marks around the NFL.

DAVID SINCE ENTERING THE LEAGUE

In each of his first four seasons, David has increased his tackle total, going from 139 as a rookie, 144 in his second year, 146 in his third season and 147 in 2015.

Over the past five seasons, he has made the second-most tackles in the NFL, while tallying the most solo tackles during that span.

2012-16 NFL TACKLE LEADERS

Rank	Player (Current Team)	Tackles
1.	LB Luke Kuechly (CAR)	693
2.	LB Lavonte David (TB)	633
3.	LB D'Qwell Jackson (IND)	622
4.	LB Paul Posluszny (JAC)	594
4.	LB Bobby Wagner (SEA)	594

2012-16 NFL SOLO TACKLE LEADERS

Rank	Player (Current Team)	Solo Tackles
1.	LB Lavonte David (TB)	448
2.	LB Paul Posluszny (JAC)	446
3.	LB Luke Kuechly (CAR)	442
4.	LB Lawrence Timmons (PIT)	382
5.	LB Karlos Dansby (CIN)	368

Since 2012, David has the second-most run stuffs of any player in football.

2012-16 STUFFS LEADERS

Rank	Player (Current Team)	Stuffs
1.	DE J.J. Watt (HOU)	67.5
2.	LB Lavonte David (TB)	53.0
3.	DE Michael Bennett (SEA)	40.5
4.	DE Calais Campbell (ARI)	39.0
5.	DT Ndamukong Suh (MIA)	38.0

David has also been one of the leaders in tackles for loss over the last five seasons. His 79 TFLs during that stretch rank him second in the NFL, and he is one of only two players in the league to post three consecutive seasons (2012-14) with at least 15 tackles for loss (also J.J. Watt, 2012-15).

2012-16 NFL TACKLE FOR LOSS LEADERS

Rank	Player (Current Team)	TFL
1.	DE J.J. Watt (HOU)	120
2.	LB Lavonte David (TB)	79
3.	LB Von Miller (DEN)	74
3.	DT Ndamukong Suh (MIA)	71
5.	LB Ryan Kerrigan (WAS)	68
6.	DE Calais Campbell (ARI)	67
7.	DE Michael Bennett (SEA)	66
8.	LB Justin Houston (KC)	61
8.	LB Clay Matthews (GB)	57
10.	DT Geno Atkins (CIN)	56
10.	DE Cameron Jordan (NO)	56
10.	DE Mario Williams (MIA)	56


David has shown his ability to help not only stop the run, but to defend the pass. Since entering the NFL in 2012, David is third in the league in interceptions by a linebacker and has the third-most passes defended during that span.

2012-16 NFL INTERCEPTIONS - (Linebackers)

Rank	Player (Team)	INT
1.	Luke Kuechly (CAR)	12
2.	Thomas Davis (CAR)	10
3.	Lavonte David (TB)	9
3.	Paul Posluszny (JAC)	9
5.	Karlos Dansby (CIN)	8
5.	DeAndre Levy (DET)	8

2012-16 NFL PASSES DEFENSED - (Linebackers)

Rank	Player (Team)	PD
1.	Luke Kuechly (CAR)	42
2.	Karlos Dansby (CIN)	40
3.	Lavonte David (TB)	33
3.	Mark Barron (LA)	33
5.	Daryl Smith (TB)	30
5.	Alec Ogletree (LA)	30



DOMINANT DAVID

HISTORICAL PERFORMANCE

In his first four seasons, David has totaled 534 tackles, 12.0 sacks and nine interceptions. He is the only player in the NFL during the last four years to total at least 500 tackles, 10.0 sacks and five interceptions. The start to his career compares with several of his most notable peers, as well as Hall of Famers.

NOTABLE LINEBACKERS - FIRST FOUR SEASONS

Player	Years	Tkls	Sacks	INT	FF
Patrick Willis	2007-10	692	17.0	5	12
Luke Kuechly*	2012-15	591	7.0	11	3
Ray Lewis*	1996-99	582	13.0	7	2
Lavonte David	2012-15	576	13.0	9	8
Zach Thomas	1996-99	552	5.5	8	7
Derrick Brooks*^	1995-98	515	2.5	4	6
Brian Urlacher	2000-03	507	21.0	6	4
Junior Seau^	1990-92	445	12.5	4	2
Lance Briggs	2003-05	445	3.5	6	7

*Won NFL Defensive Player of the Year in span.

^Selected to Pro Football Hall of Fame.

In 2013, David put together a historical season, one that ranked alongside some of the best linebackers in NFL history.

NOTABLE LINEBACKER SEASONS SINCE 1982

Player	Year	Tkls	Sacks	INT
Ray Lewis*^	2003	163	1.5	6
Luke Kuechly*^	2013	156	2.0	4
Lavonte David^	2013	144	7.0	5
Junior Seau^	1996	138	7.0	2
Ray Lewis*^	2000	136	3.0	2
Brian Urlacher*^	2005	122	6.0	0
Hardy Nickerson^	1996	120	3.0	2
Derrick Brooks*^	2002	118	1.0	5
Patrick Willis^	2009	114	4.0	3
Mike Singletary*^	1985	113	3.0	1
Lance Briggs^	2005	107	2.0	2
Thomas Davis^	2015	105	5.5	4

*Won NFL Defensive Player of the Year.

^Named to an All-Pro team following the season.

David joined former All-Pro S Dave Duerson (1986) as the only two players since 1982 to record at least 7.0 sacks and five interceptions in the same season. David is the only linebacker to ever do so.

PASS RUSH SPECIALIST

In 2013, Lavonte David showed off a pass-rushing ability not usually seen from linebackers in a 4-3 defense, finishing the season with 7.0 sacks, tied for the third-most

David's 7.0 sacks in 2013 are tied for the third-most by a linebacker in team history

MOST SACKS BY A LINEBACKER - SINGLE SEASON (Team History)

Player	Year	Sacks
1. Broderick Thomas	1991	11
2. Broderick Thomas	1990	7.5
3. Lavonte David	2013	7.0
3. Lonnie Marts	1996	7.0
5. Chris Washington	1987	6.5

For his career, David has totaled 14.0 sacks, tied for the fourth-most by a linebacker in team history.

MOST SACKS BY A LB - Team History

Rank	Player	Sacks
1.	Broderick Thomas, 1989-93	26.5
2.	Chris Washington, 1984-88	17.5
3.	Lavonte David, 2012-Pres.	14.0
4.	Derrick Brooks, 1995-2008	13.5
5.	Shelton Quarles, 1997-2006	13.0

DOMINANT DAVID

IN COVERAGE

David finished 2013 with five interceptions, tied for the most ever by a Buccaneers linebacker in a single season.

MOST INTERCEPTIONS IN A SINGLE SEASON (Linebackers - Team History)

Player	Year	INT
1. Derrick Brooks	2002	5
1. Lavonte David	2013	5
1. Cecil Johnson	1981	5
4. Derrick Brooks	1999	4
4. Jamie Duncan	1977	4
4. Richard Wood	1984	4

Against Buffalo (12/8/13), David recorded two interceptions, becoming the first Buccaneer to record multiple interceptions in the same game since CB Aqib Talib in 2010 (2 at ARI, 10/31/10) and the first Buccaneers linebacker to record multiple interceptions in the same game since Derrick Brooks (2 vs. CHI, 10/24/99). David is one of only six Buccaneers linebackers ever to record multiple interceptions in the same game. He did so again against Philadelphia (11/22/15), becoming the first linebacker in team history with more than one multi-interception game.

MULTIPLE INTERCEPTIONS IN A SINGLE GAME (Linebackers - Team History)

Player	Opponent-Date	INT
Derrick Brooks	vs. CHI-10/24/99	2
Lavonte David	vs. BUF-12/8/13	2
Lavonte David	at PHI-11/22/15	2
Cecil Johnson	vs. DET-10/4/81	2
Dave Lewis	vs. CHI-10/22/78	2
Broderick Thomas	at NO-11/1/92	2
Richard Wood	at NO-12/11/77	2

David has nine career interceptions, tied for the third-most by a linebacker in team history.

MOST INTERCEPTIONS BY A LB - Team History

Rank	Player	INT
1.	Derrick Brooks, 1995-2008	25
2.	Dave Lewis, 1977-81	10
3.	Lavonte David, 2012-Pres.	9
3.	Cecil Johnson, 1977-85	9
3.	Richard Wood, 1976-84	9

DAVID & BROOKS

David has drawn comparisons to former Buccaneers' great LB Derrick Brooks. An 11-time Pro Bowler and nine-time All-Pro, Brooks is one of the most decorated players in Tampa Bay history, even earning NFL Defensive Player of the Year in 2002. Through their first 73 games played, David compares favorably to the Hall of Famer.


D. BROOKS & L. DAVID (First 73 Games Played)

Player	Tackles	Sacks	Stuffs	INT	PD	FF	FR
David	633	14.0	53.0	9	33	12	5
Brooks	598	2.5	32.0	7	42	7	2

In 2013 David earned a first-team All-Pro selection, joining Brooks and Hardy Nickerson as the only linebackers in franchise history to earn that distinction.

MOST FIRST-TEAM ALL-PRO SELECTIONS - LINEBACKERS (Team History)

Player	Selections	Years
Derrick Brooks	5	1999-2000, 2002, 2004-05
Hardy Nickerson	2	1993, 1997
Lavonte David	1	2013



THE REAL MCCOY

MCCOY IN 2015

Gerald McCoy had 8.5 sacks in 2015, tied for the 16th-most in the league and the fourth-most by a defensive tackle in the NFL.

2015 NFL SACK LEADERS - DEFENSIVE TACKLES

Rank	Player (Team)	Sacks
1.	DT Geno Atkins (CIN)	11.0
1.	DT Aaron Donald (LA)	11.0
1.	DT Kawann Short (CAR)	11.0
4.	DT Gerald McCoy (TB)	8.5
5.	DT Jurrell Casey (TEN)	7.0

MCCOY SINCE 2013

Since 2013, McCoy has the most sacks by any defensive tackle in the NFL.

NFL SACK LEADERS - DEFENSIVE TACKLES (2013-16)

Rank	Player (Team)	Sacks
1.	Gerald McCoy (TB)	32.5
2.	Aaron Donald (LA)	26.0
3.	Jurrell Casey (TEN)	25.5
3.	Ndamukong Suh (MIA)	25.0
5.	Geno Atkins (CIN)	24.5

More than just a pass-rusher, McCoy has shown his ability at stopping the run. His 49 tackles for loss are the fourth-most by a defensive tackle since 2012.

NFL TFL LEADERS - DEFENSIVE TACKLES (2012-16)

Rank	Player (Team)	TFL
1.	Ndamukong Suh (MIA)	71
2.	Geno Atkins (CIN)	56
3.	Aaron Donald (LA)	55
4.	Gerald McCoy (TB)	49
5.	Jurrell Casey (TEN)	45

MCCOY IN TEAM HISTORY

McCoy's 9.5 sacks in 2013 are tied for the fifth-most in a single season by a defensive tackle. He is only the third defensive tackle in Buccaneers history to top 9.0 sacks in a single season (Warren Sapp, Santana Dotson)

MOST SACKS, SINGLE SEASON - DEFENSIVE TACKLES (Team History)

Rank	Player	Year	Sacks
1.	Warren Sapp	2000	16.5
2.	Warren Sapp	1999	12.5
3.	Warren Sapp	1997	10.5
4.	Santana Dotson	1992	10.0
5.	David Logan	1983	9.5
5.	Gerald McCoy	2013	9.5

For his career, McCoy has 40.0 sacks, the second-most by a defensive tackle in team history and tied for the fifth-most in franchise history.

MOST SACKS - DEFENSIVE TACKLE (Team History)

Rank	Player	Sacks
1.	Warren Sapp, 1995-2003	77.0
2.	Gerald McCoy, 2010-Pres.	41.5
3.	David Logan, 1979-86*	39.0
4.	Brad Culpepper, 1994-99	33.0
5.	Santana Dotson, 1992-95	23.0

* Sacks were not an official stat until 1982. Logan is credited with 28.5 by Stats, Inc.

MOST SACKS - TEAM HISTORY

Rank	Player	Sacks
1.	Lee Roy Selmon, 1976-84*	78.5
2.	Warren Sapp, 1995-2003	77.0
3.	Simeon Rice, 2001-06	69.5
4.	Gerald McCoy, 2010-Pres.	41.5
5.	David Logan, 1979-86*	39.0
6.	Chidi Ahanotu, 1993-00, 2004	34.5
7.	Brad Culpepper, 1994-99	33.0
8.	Ronde Barber, 1997-2012	28.0
9.	Broderick Thomas, 1989-93	26.5
10.	Greg Spires, 2002-07	26.0

* Sacks were not an official stat until 1982. Selmon is credited with 23.0 & Logan is credited with 28.5 by Stats, Inc.

ALEXANDER THE GREAT

Buccaneers General Manager Jason Licht spent 12 of his first 13 draft picks with Tampa Bay on offense. But in a case of quality over quantity, Licht's first (and only) selection on the defensive side of the ball came in the fourth round of the 2015 NFL Draft, with the Buccaneers selecting LB Kwon Alexander out of LSU. Alexander immediately took over as the starter at middle linebacker and has made his presence known and earned PFWA All-Rookie honors.

ALEXANDER VS. ROOKIE DEFENDERS

In 2015, Alexander made plays all over the field, totaling 93 tackles, five tackles for loss, nine passes defended, two interceptions (15 return yards), 3.0 sacks, two forced fumble and one fumble recovery.

2015 NFL NOTABLE ROOKIE DEFENDERS (Sorted by Total Tackles)

Player	Tkl.	Sacks	PD	INT	FF	FR
1. LB Stephone Anthony (NO)	112	1.0	5	1	2	1
2. S Landon Collins (NYG)	108	0.0	9	1	0	0
3. LB Kwon Alexander (TB)	93	3.0	9	2	2	1
4. LB Eric Kendricks (MIN)	92	4.0	1	0	0	0
5. CB Ronald Darby (BUF)	68	0.0	21	2	0	0
6. S Adrian Amos (CHI)	67	1.0	2	0	0	0
6. LB Denzel Perryman (SD)	67	2.0	0	0	1	0
8. CB Byron Jones (DAL)	65	0.0	8	0	0	0
9. S Jaquiski Tartt (SF)	64	2.0	3	1	1	0
10. DE Leonard Williams (NYJ)	63	3.0	0	0	0	0
11. CB Marcus Peters (KC)	60	0.0	26	8	1	0
12. LB Benardrick McKinney (HOU)	58	1.0	0	0	0	0
13. S Kysheon Jarrett (WAS)	57	0.0	4	0	1	0
13. CB Damarious Randall (GB)	56	0.0	14	3	0	0
15. CB Kevin Johnson (HOU)	52	0.0	9	1	0	0
16. LB Hau'oli Kikaha (NO)	50	4.0	2	0	4	1
17. LB Jordan Hicks (PHI)	49	1.0	3	2	1	3

Alexander was one of three players in the NFL with at least 90 tackles, five passes defended, 3.0 sacks, two interceptions, two forced fumble and one fumble recovery (also Lavonte David & Thomas Davis).

ALEXANDER IN BUCCANEERS HISTORY

While Alexander has proven himself an adept tackler, ranking second on the team, he has made his biggest contributions to the team by forcing turnovers. Despite playing only 12 games as a rookie, he created three takeaways (two interceptions, one fumble recovery).

Alexander's two interceptions are tied for the eighth-most by a rookie in team history and are tied for the most ever by a Buccaneers rookie linebacker (also Hugh Green and Dave Lewis).

MOST INTERCEPTIONS, ROOKIES – Team History

Rank	Player, Years	INTs
1.	CB Donnie Abraham, 1996	5
2.	DB David Greenwood, 1985	5
3.	CB Johnthan Banks, 2013	3
3.	S Tony Covington, 1991	3
3.	CB Leonard Johnson, 2012	3
3.	DB Vito McKeever, 1986	3
3.	DB Paul Tripoli, 1987	3
8.	LB Kwon Alexander, 2015	2
8.	LB Hugh Green, 1981	2
8.	S Cody Grimm, 2010	2
8.	S Odie Harris, 1988	2
8.	DB Ray Isom, 1987	2
8.	S Tanard Jackson, 2007	2
8.	S Curtis Jordan, 1976	2
8.	LB Dave Lewis, 1977-78	2

Alexander tied with former linebackers Keith Browner (2.0 in 1984) and Mason Foster (2.0 in 2011) for the second-most sacks by a rookie linebacker in team history. Alexander joins former S David Greenwood as the only rookies in team history to have at least 2.0 sacks and two interceptions in their first season.

STRENGTH OF THE SOUTH

Over the previous 14 seasons, one could argue that the toughest division in the NFL is the NFC South. Since realignment in 2002, the NFC South is one of only four divisions in the NFL to have every team earn a division championship, and is the only division to have each of its teams make a conference championship appearance. The NFC East, NFC West and AFC West are the only other divisions to have all four teams earn a division championship since realignment.

The NFC South has also been represented eight times in a conference championship game, tied for the best in the NFC and tied for the second-most in the NFL. The NFC South is also tied for the second-most appearances in the Super Bowl (4), the second-most by any NFC division. It is also tied for the most different teams to the Super Bowl of any division, sending three different teams (Tampa Bay, Carolina, New Orleans), a feat that only the NFC West has matched (Arizona, San Francisco and Seattle).

SUPER BOWL APPEARANCES & WINS SINCE 2002

Division	Appearances	Wins
AFC East	5	3
NFC West	5	1
AFC North	4	3
NFC South	4	2
NFC East	3	2
AFC South	2	1
NFC North	2	1
AFC West	3	1

CONFERENCE CHAMPIONSHIP GAME APPEARANCES SINCE 2002

Division	Number
AFC East	11
NFC South	8
NFC West	8
AFC North	7
NFC East	6
NFC North	6
AFC South	5
AFC West	5

The NFC South is also the only division to have more than one team win a Super Bowl (Tampa Bay, New Orleans), since 2002. The NFC South has had a very even split of division champions, with three of the four teams winning three times each and the Panthers having captured five division titles.

NFC SOUTH DIVISION TITLES SINCE 2002

Team	Number
Carolina	5
Tampa Bay	3
Atlanta	3
New Orleans	3

In 2010, the NFC South recorded another impressive feat, as they were the only division to have three teams finish with a winning record, with three of the four teams finish with a double-digit win total (Atlanta – 13-3; New Orleans – 11-5; Tampa Bay – 10-6). It marked just the second time, dating back to realignment in 2002, that a division has had three teams with double-digit wins in the same season (also the AFC South in 2007). The feat was matched by the NFC North in 2012, the NFC West in 2013 and the AFC North in 2014.

In 2008, the NFC South again showed its overall strength, as it finished as one of only three divisions in the League to have three of its four teams with a record of 9-7 or better (also AFC East and NFC East) and is one of two divisions to have all of its teams at 8-8 or better (also NFC East). The NFC South also finished with a remarkable 27-5 overall home record in 2008, the best combined home winning percentage by a division in NFL history (.844), with the next best division last season, the NFC East, holding an 23-9 record at home. The South was also a near-perfect 11-1 at home when facing other South division opponents in 2008. The Bucs contributed significantly to that mark, as they finished 6-2 at home, winning their first six games at Raymond James Stadium in 2008.

BEST COMBINED HOME RECORD BY A DIVISION IN NFL HISTORY

Year	Division	Record	Pct.
2008	NFC South	27-5	.844
2003	NFC West	26-6	.813
1988	AFC Central	25-7	.781
1971	AFC West	20-6-2	.769*
1988	AFC East	30-9-1	.763
1976	AFC Central	21-7	.750
1995	NFC Central	30-10	.750
2013	NFC West	24-8	.750

*Prior to 1972, tie games were not counted in winning percentage.

BUCCANEERS DEBUT VIDEO BOARDS & HALL OF FAME CLUBS



On Friday, August 26, the Tampa Bay Buccaneers played their first home game of the 2016 preseason against the Cleveland Browns, offering Buccaneers fans their first opportunity to see the team's all-new video boards and sound system, as well as the team's premium seating Hall of Fame Club. These upgrades are just part one of the comprehensive renovations scheduled for Raymond James Stadium.

Two new main video displays, one towering over each end zone, measure 60 feet high by 160 feet wide for 9,600 square feet each. Four tower displays have also been installed, one in each corner of the stadium, and measure approximately 61 feet high by 43 feet wide for 2,304 square feet each. The total display area of 28,416 square feet is third largest in the NFL.

FACTS & FIGURES

- End zone displays: **60 feet high by 160 feet wide** - a total of **9,600 square feet**
- Tower displays: **61 high by 43 feet wide** - a total of **2,304 square feet**
- Total display size: **28,416 square feet-third-largest in NFL**
- Sound system: **distributed audio throughout the stadium**

These displays' excellent image clarity and contrast, sun-cutting brightness, and industry-leading environmental protection will keep them operating as expected in the harsh coastal elements. They are capable of variable content zoning which allows them each to show one large image or to show multiple windows with any variety of live video, instant replays, up-to-the-minute statistics, game information, graphics, animations and sponsorship messages.

This installation also features four additional scoreboard displays – two above each main display – measuring approximately 7 feet high by 45 feet wide. Two ribbon displays, one on each sideline's seating fascia, each measure 6 feet high by 680 feet long. All six displays feature 15HD pixel layouts and provide the ability to supplement content on the main displays as well as highlight sponsors throughout events.

The team also be debuted the Hall of Fame Clubs – an all-new, premium seating concept featuring all-inclusive food and drink options, air-conditioned comfort and one of the best views of the action on the field. The new clubs – which are located on the suite level of Raymond James Stadium – will be limited to 240 seats and feature expansive, 9,500 square-foot, open-floor designs, including prime food and drink options as well as a full liquor bar for purchase.

Membership in the Hall of Fame Clubs provide VIP access to all Raymond James Stadium events including all Buccaneers home games, USF home football games, the Outback Bowl, Monster Jam, concerts and other special events included in one price. Members will also have the option to purchase their seats for the 2017 College Football National Championship Game.



TREASURE CHESTS 5K RUN/WALK & CORPORATE CHALLENGE



On Saturday, October 29, the Tampa Bay Buccaneers hosted the fourth annual Treasure Chests 5K Run/Walk & Corporate Challenge around the grounds of Raymond James Stadium, kicking off the Buccaneers' involvement in the NFL-wide Breast Cancer Awareness activities. With over 4,000 registered for the race, this year's Male Overall Winner, Steven Wilcox, finished with a time of 17:21, and the event's Female Overall Winner, Jacki Wachtel, completed the race in 18:04.

Including today's donation, the Buccaneers have distributed more than \$140,000 over the past four years towards breast cancer awareness and patient services, benefitting the American Cancer Society, Florida Cancer Specialists Foundation, the Florida Hospital Foundation, and Moffitt Cancer Center.



Below are the results of the top overall finishers in each major category of Saturday morning's race:

Name	Time	Category
Steven Wilcox	17:21	Male
Jacki Wachtel	18:04	Female
Jens Ellermann	18:32	Masters Male
Debra Donald	22:27	Masters Female
Roger Scott	19:09	Grand Masters Male
Jennifer Hopkins-Flory	23:12	Grand Masters Female

The Treasure Chests 5K Run/Walk and Corporate Challenge began and ended on Tom McEwen Boulevard just south of Raymond James Stadium. The top overall finishers in the Male, Female, Masters Male, Masters Female, Grand Masters Male and Grand Masters Female categories will serve as the Buccaneers' honorary Guests of the Game before kickoff versus the Oakland Raiders on Sunday. First, second, and third place male and female winners for each age category also received medals.

Participation in the event also included a ticket to Sunday's game between the Buccaneers and the Raiders, an athletic t-shirt, chipped race bib, and donation to breast cancer research and patient services. In addition, the first 500 to register were invited to be part of Sunday's halftime experience on the field, alongside the Buccaneers Cheerleaders.

The morning began with special welcoming remarks from Glazer Family Foundation Co-President Darcie Glazer Kassewitz in front of the thousands of runners who woke up early to take part in the event.

"Breast cancer is the most commonly-diagnosed cancer in women – almost 250,000 women this year alone will be diagnosed," said Glazer Kassewitz. "The Buccaneers and my family are dedicated to bringing attention to this cause, and you can see how important it is to the Tampa Bay community. This morning is yet another example of our fans' commitment to making a difference."



To help kick off the race, Buccaneers wide receiver Louis Murphy served as the honorary starter. Murphy, a native of St. Petersburg, lost his mother, Filomena Murphy, to Metastatic Breast Cancer in 2008. He honors her legacy with his own charitable efforts, and is passionate about supporting the fight against breast cancer and bringing awareness to the cause.

"I know my mom is here, smiling down today," said Murphy. "She would be trying to win the race. To see the women who are out here fighting it – everyone is encouraging each other – this is an awesome spectacle. Sometimes you don't realize how many people this disease affects, and to see our community out here spreading awareness, it's great to be a part of."

Tervis and Coca-Cola were treasurechests5k.

SALUTE TO SERVICE

On Sunday, Nov. 13, throughout a day that culminated in a Buccaneers' 36-10 victory over the Chicago Bears, fans joined together in an annual tradition at Raymond James Stadium to honor those who have sacrificed and served our nation: the Buccaneers' Salute to Service Game. Prior to kickoff, Glazer Family Foundation Co-President Darcie Glazer Kassewitz presented USO Central Florida with a \$25,000 donation to support its programs and services. USO Central Florida serves as the team's primary charitable conduit to the local military community, working closely with the Buccaneers on a wide variety of military appreciation initiatives. Since 2013, the Bucs Care Foundation has donated a total of \$100,000 to USO Central Florida, one of more than 160 USO centers worldwide that deliver high-quality programs and services to men and women in uniform.

Leading up to kickoff, the Buccaneers hosted a variety of pre-game military appreciation events, presented by USAA, including: For team introductions, Staff Sergeant Chelsea Olms, an aerial gunner from the 5th Special Operations Squadron in the U.S. Air Force Reserve, led the team out of the tunnel. Sergeant Olms, recently returned from deployment in Southwest Asia, logged over 98 combat flying hours and destroyed multiple defensive fighting positions and armored vehicles used by our enemies, saving the lives of countless U.S. military personnel and coalition partners on the ground... The Buccaneers were welcomed to the field by a flag team comprised of 50 representatives from USAA... US Special Operations Command Joint Service Color Guard presented the colors, and the national anthem was performed by the 82nd Airborne Division's "All-American" Chorus... A pre-game flyover was carried out by two T-38 jets from the 325th Fighter Wing of Tyndall Air Force Base, FL.



Additional military appreciation efforts throughout gameday included: Lieutenant General Maryanne Miller – Chief, United States Air Force Reserve – serving as the Buccaneers' honorary Guest of the Game; honoring Ret. U.S. Marines Master Sergeant O'Neil Ducharme, who served in the 6th Marine Division during World War II, as the Hero of the Game; recognizing this year's General H Norman Schwarzkopf Military Family of the Year Award recipients as honorees for the game's Salute to Service Suite; and hosting a Military Enlistment Ceremony for 180 inductees of all service branches, conducted by General Joseph Votel – Commander, U.S. Central Command, during halftime.

2016 USAA Salute to Service Award Nominee – Clinton McDonald:



Buccaneers defensive tackle Clinton McDonald is the team's nominee for the 2016 Salute to Service Award, presented by USAA. With a deep family history of military service, including his grandfather who served in the Korean War; his father, a former Air Force engineer and Vietnam War veteran; his uncle, also a Vietnam veteran; and his brother, currently active duty Air Force, it is no surprise that a passion for supporting military families is at the heart of McDonald's community outreach.

In May, 2016, McDonald served as the honorary guest speaker at the Buccaneers' second annual General H Norman Schwarzkopf Military Family of the Year Awards at One Buccaneer Place. The event honored the families of active duty military members from each branch of service and recognized their integrity, courage, commitment, and service before self.

This past offseason, McDonald also honored wounded warriors at the 2016 Invictus Games, hosted in Orlando. The games were created in 2014 as an international sporting event for wounded, injured and sick servicemen and servicewomen, both active duty and veterans. Prior to the start of the 2016 Games, McDonald visited with members of Team USA, thanking them for their sacrifices and sharing how their stories of resilience and dedication are inspiring to him. McDonald's outreach has also included participating in events at James A. Haley Veterans' Hospital and visiting troops at MacDill Air Force Base, amongst other outreach efforts.

As the Buccaneers wore helmet decals, gloves, camouflage equipment, New Era caps, and more, their game-worn Salute to Service merchandise and footballs will be auctioned at NFL.com/Auction. Special camouflage merchandise will be available at NFLShop.com and in select stadium retail stores, with 100 percent of the NFL's proceeds donated to the league's military non-profit partners. The NFL does not profit from the sale or auction of Salute to Service merchandise. For more information, visit nfl.com/salute.

JAMEIS WINSTON: "QUARTERBACK" OF BUCCANEERS ACADEMIES

As part of the Glazer family's long-standing commitment to education for underserved students, the Buccaneers have worked closely with the Hillsborough County school system to create a comprehensive curriculum-based program that engages students and encourages learning. The program, known as Buccaneers Academy, is composed of 24 schools and serves more than 14,000 students that are located in mostly economically distressed areas of Hillsborough County. Each of the schools in the Buccaneers Academy program has also received a court-sized shade cover that provides a safe environment where students can participate in physical health and wellness activities.



Buccaneers quarterback Jameis Winston is committed to the education of youth, especially in underserved communities. It's fitting, then, that Winston is the new "Quarterback" of Buccaneers Academies, and on Tuesday, November 15, Winston made his Buccaneers Academy "Quarterback" debut at Mort Elementary School where he surprised students with a classroom visit, pep rally, and participation in Play 60 drills during a Player Experience activity.

Mort Elementary is located in a developing Tampa neighborhood where nearly 97% of students receive free and reduced lunch. Students at Mort Elementary, however, are academically rising above their circumstances through additional educational resources and opportunities from Buccaneers Academy programming. Since participating in the Buccaneers Academy Reading Challenge from 2015 to 2016, students at Mort increased their time spent reading by 411%, which according to the U.S. Department of Education, can help students become better readers and achieve higher reading scores.

Mort Elementary's phenomenal reading effort made them this year's Reading Challenge Champions, with the school's top reader being the only second grader to win the top reading spot across all 24 Academies. To celebrate these remarkable accomplishments, Winston surprised Mort's top reader in her classroom with a trophy and personal message to the class about the importance of literacy and determination.



"It is so important to inspire them to read more," said Winston. "Some children don't have people motivating them to do things such as reading, persevering, and being determined so anytime that I get a chance to talk to these kids I try."



The experience didn't stop there, as fifth graders participated in the Buccaneers Academy Player Experience with Winston, including Play 60 drills and Quarterback Challenge stations. It was a day of celebration as Winston praised students' accomplishments and delivered his unique and inspirational message of determination and hope. The Buccaneers, and Winston's dedication to helping youth reach their full academic potential makes him the perfect fit as the new "Quarterback" of Buccaneers Academies. To learn more, visit Buccaneers.com/community.

2016 TAMPA BAY BUCCANEERS UNOFFICIAL DEPTH CHART

(Based off of last game - Subject to change)

OFFENSE

WR	10 Cecil Shorts III	11 Adam Humphries	16 Freddie Martino
TE	84 Cameron Brate	<u>45 Alan Cross</u>	
LT	76 Donovan Smith	<u>66 Leonard Wester</u>	
LG	64 Kevin Pamphile	62 Evan Smith	
C	68 Joe Hawley	62 Evan Smith	61 Josh Allen
RG	74 Ali Marpet	<u>77 Caleb Benenoch</u>	
RT	69 Demar Dotson	78 Gosder Cherilus	
WR	13 Mike Evans	89 Russell Shepard	
TE	88 Luke Stocker	82 Brandon Myers	
QB	3 Jameis Winston	8 Mike Glennon	4 Ryan Griffin
RB	22 Doug Martin	32 Jacquizz Rodgers	<u>43 Peyton Barber</u> 25 Mike James

DEFENSE

DE	91 Robert Ayers Jr.	<u>57 Noah Spence</u>	96 Ryan Russell
DT	93 Gerald McCoy	67 John Hughes III	
DT	98 Clinton McDonald	97 Akeem Spence	70 Sealver Siliga
DE	92 William Gholston	<u>75 DaVonte Lambert</u>	
SLB	51 Daryl Smith	52 Cameron Lynch	
MLB	58 Kwon Alexander		
WLB	54 Lavonte David	53 Adarius Glanton	
CB	<u>28 Vernon Hargreaves III</u>	21 Alterraun Verner	<u>35 Javien Elliott</u>
CB	24 Brent Grimes	26 Josh Robinson	
S	23 Chris Conte	37 Keith Tandy	
S	30 Bradley McDougald	<u>29 Ryan Smith</u>	

SPECIALISTS

P	9 Bryan Anger		
PK	<u>19 Roberto Aguayo</u>		
KO	<u>19 Roberto Aguayo</u>	9 Bryan Anger	
H	9 Bryan Anger	8 Mike Glennon	
LS	48 Andrew DePaola		
PR	11 Adam Humphries		
KR	<u>29 Ryan Smith</u>	11 Adam Humphries	10 Cecil Shorts III

Rookies Underlined

() Denotes Injury

2016 TAMPA BAY BUCCANEERS PRONUNCIATION GUIDE

PLAYERS

Roberto Aguayo	uh-GWHY-oh	Kevin Pamphile	PAM-feel
Caleb Benenoch	ben-en-KNOCK	Jacquizz Rodgers	JAH-quiz
Gosder Cherilus	GOZ-der SHARE-uh-luss	Sealver Siliga	silver suh-LING-uh
Chris Conte	con-tee	Alterraun Verner	AL-ter-on
Lavonte David	luh-VON-tay	COACHES	
Andrew DePaola	duh-paw-luh	Mike Bajakian	buh-JAKE-ian
Javien Elliott	jay-vee-un	Dave Borgonzi	bore-GON-zee
William Gholston	GOAL-ston	Nate Kaczor	Kat-sir
Adarius Glanton	Uh-Dare-E-Us	Dirk Koetter	Cutter
Ali Marpet	Alley Mar-PET	Todd Monken	Munk-in
Bradley McDougald	Mc-DOO-guld	Andrew Weidinger	why-ding-er

2016 TAMPA BAY BUCCANEERS NUMERICAL ROSTER

(as of 11/29/16)

No.	Name	Pos.	Ht.	Wt.	Age	NFL Exp.	College	Hometown	How Acq.
3	Jameis Winston	QB	6-4	231	22	2	Florida State	Bessemer, AL	D1-'15
4	Ryan Griffin	QB	6-5	210	27	3	Tulane	Westlake Village, CA	W (NO)-'15
8	Mike Glennon	QB	6-6	225	26	4	North Carolina State	Centreville, VA	D3-'13
9	Bryan Anger	P	6-3	205	28	5	California	Camarillo, CA	UFA (JAC)-'16
10	Cecil Shorts III	WR	6-0	202	28	6	Mount Union	Cleveland, OH	FA-'16
11	Adam Humphries	WR	5-11	195	23	2	Clemson	Spartanburg, SC	FA-'15
13	Mike Evans	WR	6-5	231	23	3	Texas A&M	Galveston, TX	D1-'14
16	Freddie Martino	WR	6-0	195	25	1	North Greenville	North, SC	FA-'16
19	Roberto Aguayo	K	6-0	207	22	R	Florida State	Mascotte, FL	D2b-'16
21	Alterraun Verner	CB	5-10	187	27	7	UCLA	Lakewood, CA	UFA (TEN)-'14
22	Doug Martin	RB	5-9	223	27	5	Boise State	Oakland, CA	D1b-'12
23	Chris Conte	S	6-2	203	27	6	California	Los Angeles, CA	UFA (CHI)-'15
24	Brent Grimes	CB	5-10	185	33	10	Shippensburg	Philadelphia, PA	FA-'16
25	Mike James	RB	5-10	223	25	4	Miami (FL)	Haines City, FL	FA-'16
26	Josh Robinson	CB	5-10	200	25	5	UCF	Sunrise, FL	UFA (MIN)-'16
28	Vernon Hargreaves III	CB	5-10	204	21	R	Florida	Tampa, FL	D1-'16
29	Ryan Smith	S	5-11	189	23	R	North Carolina Central	Upper Marlboro, MD	D4-'16
30	Bradley McDougald	S	6-1	209	26	4	Kansas	Dublin, OH	W (KC)-'13
32	Jacquizz Rodgers	RB	5-6	205	26	6	Oregon State	Richmond, TX	FA-'16
35	Javien Elliott	CB	5-11	176	23	R	Florida State	Panama City, FL	FA-'16
37	Keith Tandy	S	5-10	205	27	5	West Virginia	Hopkinsville, KY	D6-'12
43	Peyton Barber	RB	5-11	225	22	R	Auburn	Alpharetta, GA	FA-'16
45	Alan Cross	TE	6-1	235	23	R	Memphis	Millington, TN	FA-'16
48	Andrew DePaola	LS	6-2	230	29	3	Rutgers	Parkton, MD	FA-'14
51	Daryl Smith	LB	6-2	250	34	13	Georgia Tech	Albany, GA	FA-'16
52	Cameron Lynch	LB	6-0	229	23	2	Syracuse	Lawrenceville, GA	FA-'16
53	Adarius Glanton	LB	6-1	230	26	3	Florida Atlantic	Lakeland, FL	FA-'15
54	Lavonte David	LB	6-1	233	26	5	Nebraska	Miami, FL	D2-'12
57	Noah Spence	DE	6-2	251	22	R	Eastern Kentucky	Harrisburg, PA	D2a-'16
58	Kwon Alexander	LB	6-1	227	22	2	LSU	Oxford, AL	D4-'15
61	Josh Allen	OL	6-3	315	24	1	Louisiana-Monroe	Cedar Hill, TX	FA-'15
62	Evan Smith	OL	6-2	308	30	7	Idaho State	Salinas, CA	UFA (GB)-'14
64	Kevin Pampfile	G	6-5	315	26	3	Purdue	Miami, FL	D5b-'14
66	Leonard Wester	T	6-6	305	23	R	Missouri Western	Mt. Union, IA	FA-'16
67	John Hughes III	DT	6-2	320	27	5	Cincinnati	Gahanna, OH	FA-'16
68	Joe Hawley	C	6-3	302	28	7	UNLV	Bakersfield, CA	FA-'15
69	Demar Dotson	T	6-9	315	31	8	Southern Miss	Alexandria, LA	FA-'09
70	Sealver Siliga	DT	6-2	345	26	4	Utah	West Jordan, UT	W (SEA)-'16
74	Ali Marpet	G	6-4	307	23	2	Hobart	Hastings-on-Hudson, NY	D2b-'15
75	DaVonte Lambert	DL	6-2	282	22	R	Auburn	Keyville, GA	FA-'16
76	Donovan Smith	T	6-6	338	23	2	Penn State	Owings Mills, MD	D2a-'15
77	Caleb Benenoch	OL	6-5	305	22	R	UCLA	Katy, TX	D5-'16
78	Gosder Cherilus	T	6-7	316	32	9	Boston College	Somerville, MA	FA-'15
82	Brandon Myers	TE	6-3	256	31	8	Iowa	Prairie City, IA	UFA (NYG)-'14
84	Cameron Brate	TE	6-5	245	25	2	Harvard	Naperville, IL	FA-'15
88	Luke Stocker	TE	6-5	253	28	6	Tennessee	Berea, KY	D4-'11
89	Russell Shepard	WR	6-1	195	26	4	LSU	Houston, TX	W (PHI)-'13
91	Robert Ayers Jr.	DE	6-3	275	31	8	Tennessee	Jersey City, NJ	UFA (NYG)-'16
92	William Gholston	DL	6-6	281	25	4	Michigan State	Detroit, MI	D4b-'13
93	Gerald McCoy	DT	6-4	300	28	7	Oklahoma	Oklahoma City, OK	D1-'10
96	Ryan Russell	DE	6-5	275	24	2	Purdue	Carrollton, TX	FA-'16
97	Akeem Spence	DT	6-1	307	25	4	Illinois	Fort Walton Beach, FL	D4a-'13
98	Clinton McDonald	DT	6-2	297	29	8	Memphis	Jacksonville, AR	UFA (SEA)-'14

PRACTICE SQUAD

No.	Name	Pos.	Ht.	Wt.	Age	NFL Exp.	College	HS Hometown	How Acq.
15	Josh Huff	WR	5-11	206	25	3	Oregon	Houston, TX	FA-'16
17	Dontee Dye Jr.	WR	5-10	195	23	2	Heidelberg	Fairfield, OH	FA-'15
27	Cody Riggs	CB	5-9	187	24	2	Notre Dame	Fort Lauderdale, FL	FA-'16
39	Isaiah Johnson	S	6-0	209	24	R	South Carolina	Cary, NC	FA-'16
60	Kyler Kerbyson	T	6-4	318	23	R	Tennessee	Knoxville, TN	FA-'16
65	Mike Liedtke	OL	6-3	305	24	1	Illinois State	Woodstock, IL	FA-'16
71	Channing Ward	DE	6-4	279	24	R	Mississippi	Aberdeen, MS	FA-'16
80	Myles White	WR	6-0	190	26	3	Louisiana Tech	Livonia, MI	FA-'16
81	Tevin Westbrook	TE	6-5	257	23	1	Florida	Coconut Creek, FL	FA-'15

RESERVE/SUSPENDED

No.	Name	Pos.	Ht.	Wt.	Age	NFL Exp.	College	HS Hometown	How Acq.
38	Jude Adjei-Barimah	CB	5-11	200	24	2	Bowling Green	Columbus, OH	FA-'15

RESERVE/PHYSICALLY UNABLE TO PERFORM

No.	Name	Pos.	Ht.	Wt.	Age	NFL Exp.	College	HS Hometown	How Acq.
18	Louis Murphy	WR	6-2	200	29	8	Florida	St. Petersburg, FL	UFA (NYG)-'14
73	J.R. Sweezy	G	6-5	298	27	5	North Carolina State	Mooreville, NC	UFA (SEA)-'16

INJURED RESERVE

No.	Name	Pos.	Ht.	Wt.	Age	NFL Exp.	College	HS Hometown	How Acq.
34	Charles Sims III	RB	6-0	211	26	3	West Virginia	Houston, TX	D3-'14
36	Antone Smith	RB	5-9	192	31	7	Florida State	Pahokee, FL	FA-'16
56	Jacques Smith	DE	6-2	260	26	3	Missouri	Dallas, TX	W(BUF)-'14
59	Devante Bond	LB	6-1	236	23	R	Oklahoma	Sacramento, CA	D6a-'16
72	Ben Gottschalk	C	6-5	293	24	1	SMU	Sherman Oaks, CA	FA-'15
83	Vincent Jackson	WR	6-5	230	33	12	Northern Colorado	Colorado Springs, CO	UFA (SD)-'12
94	George Johnson	DE	6-4	265	28	5	Rutgers	Glassboro, NJ	T (DET)-'15
95	Howard Jones	DE	6-4	238	26	2	Shepherd	Woodbridge, VA	FA-'15

Head Coach: Dirk Koetter

Assistant Coaches: Nate Kaczor (special teams coordinator); Todd Monken (offensive coordinator/wide receivers); Mike Smith (defensive coordinator); Mike Bajakian (quarterbacks); Butch Barry (assistant offensive line); Dave Borbonzi (defensive quality control); Mark Duffner (linebackers); Jon Embree (tight ends); Jay Hayes (defensive line); Jay Hoke (secondary); Dave Kennedy (head strength and conditioning); Brett Maxie (defensive backs); Carlos Polk (assistant special teams); Tim Spencer (running backs); Paul Spicer (assistant defensive line); Ben Steele (offensive quality control); Joe Vaughn (assistant strength and conditioning); Chad Wade (assistant strength and conditioning); George Warhop (run game coordinator/offensive line); Andrew Weidinger (assistant wide receivers/game management)

2016 TAMPA BAY BUCCANEERS ALPHABETICAL ROSTER

(as of 11/29/16)

No.	Name	Pos.	Ht.	Wt.	Birthdate	NFL Exp.	College	Hometown	16 GP/GS
19	Aguayo, Roberto	K	6-0	207	5/17/1994	R	Florida State	Mascotte, FL	11/0
58	Alexander, Kwon	LB	6-1	227	8/3/1994	2	LSU	Oxford, AL	11/11
61	Allen, Josh	OL	6-3	315	12/30/1991	1	Louisiana-Monroe	Cedar Hill, TX	0/0
9	Anger, Bryan	P	6-3	205	10/6/1988	5	California	Camarillo, CA	11/0
91	Ayers Jr., Robert	DE	6-3	275	9/6/1985	8	Tennessee	Jersey City, NJ	7/7
43	Barber, Peyton	RB	5-11	225	2/27/1994	R	Auburn	Alpharetta, GA	10/1
77	Benenoch, Caleb	OL	6-5	305	8/8/1994	R	UCLA	Katy, TX	3/1
84	Brate, Cameron	TE	6-5	245	7/3/1991	2	Harvard	Naperville, IL	11/6
78	Cherilus, Gosder	T	6-7	316	6/28/1984	9	Boston College	Somerville, MA	11/1
23	Conte, Chris	S	6-2	203	2/23/1989	6	California	Los Angeles, CA	11/11
45	Cross, Alan	TE	6-1	235	5/2/1993	R	Memphis	Millington, TN	9/0
54	David, Lavonte	LB	6-1	233	1/23/1990	5	Nebraska	Miami, FL	11/11
48	DePaola, Andrew	LS	6-2	230	7/28/1987	3	Rutgers	Parkton, MD	11/0
69	Dotson, Demar	T	6-9	315	10/11/1985	8	Southern Miss	Alexandria, LA	11/11
35	Elliott, Javien	CB	5-11	176	7/18/1993	R	Florida State	Panama City, FL	1/0
13	Evans, Mike	WR	6-5	231	8/21/1993	3	Texas A&M	Galveston, TX	11/11
92	Gholston, William	DL	6-6	281	7/31/1991	4	Michigan State	Detroit, MI	11/11
53	Glanton, Adarius	LB	6-1	230	9/21/1990	3	Florida Atlantic	Lakeland, FL	11/0
8	Glennon, Mike	QB	6-6	225	12/12/1989	4	North Carolina State	Centreville, VA	2/0
4	Griffin, Ryan	QB	6-5	210	11/17/1989	3	Tulane	Westlake Village, CA	0/0
24	Grimes, Brent	CB	5-10	185	7/19/1983	10	Shippensburg	Philadelphia, PA	11/11
28	Hargreaves III, Vernon	CB	5-10	204	6/3/1995	R	Florida	Tampa, FL	11/11
68	Hawley, Joe	C	6-3	302	10/22/1988	7	UNLV	Bakersfield, CA	10/10
67	Hughes III, John	DT	6-2	320	4/27/1989	5	Cincinnati	Gahanna, OH	5/0*
11	Humphries, Adam	WR	5-11	195	6/24/1993	2	Clemson	Spartanburg, SC	11/4
25	James, Mike	RB	5-10	223	4/13/1991	4	Miami (FL)	Haines City, FL	4/0
75	Lambert, DaVonte	DL	6-2	282	6/23/1994	R	Auburn	Keysville, GA	9/3
52	Lynch, Cameron	LB	6-0	229	8/4/1993	2	Syracuse	Lawrenceville, GA	7/0
74	Marpet, Ali	G	6-4	307	4/17/1993	2	Hobart	Hastings-on-Hudson, NY	11/11
22	Martin, Doug	RB	5-9	223	1/13/1989	5	Boise State	Oakland, CA	5/5
16	Martino, Freddie	WR	6-0	195	9/7/1991	1	North Greenville	North, SC	8/0
93	McCoy, Gerald	DT	6-4	300	2/25/1988	7	Oklahoma	Oklahoma City, OK	10/10
98	McDonald, Clinton	DT	6-2	297	1/6/1987	8	Memphis	Jacksonville, AR	7/7
30	McDougal, Bradley	S	6-1	209	11/15/1990	4	Kansas	Dublin, OH	11/11
82	Myers, Brandon	TE	6-3	256	9/4/1985	8	Iowa	Prairie City, IA	11/7
64	Pamphile, Kevin	G	6-5	310	11/27/1990	3	Purdue	Miami, FL	9/9
26	Robinson, Josh	CB	5-10	200	1/8/1991	5	UCF	Sunrise, FL	11/0
32	Rodgers, Jacquizz	RB	5-6	205	2/6/1990	6	Oregon State	Richmond, TX	6/3
96	Russell, Ryan	DE	6-5	275	1/17/1992	2	Purdue	Carrollton, TX	3/0
89	Shepard, Russell	WR	6-1	195	9/17/1990	4	LSU	Houston, TX	9/0
10	Shorts III, Cecil	WR	6-0	202	12/22/1987	6	Mount Union	Cleveland, OH	8/4
70	Siliga, Sealver	DT	6-2	345	4/26/1990	4	Utah	West Jordan, UT	5/0*
51	Smith, Daryl	LB	6-2	250	3/14/1982	13	Georgia Tech	Albany, GA	11/8
76	Smith, Donovan	T	6-6	338	6/23/1993	2	Penn State	Owings Mills, MD	11/11
62	Smith, Evan	OL	6-2	308	7/19/1986	7	Idaho State	Salinas, CA	8/1
29	Smith, Ryan	S	5-11	189	9/7/1993	R	North Carolina Central	Upper Marlboro, MD	9/0
97	Spence, Akeem	DT	6-1	307	11/29/1991	4	Illinois	Fort Walton Beach, FL	11/4
57	Spence, Noah	DE	6-2	251	1/8/1994	R	Eastern Kentucky	Harrisburg, PA	11/1
88	Stocker, Luke	TE	6-5	253	7/17/1988	6	Tennessee	Berea, KY	8/6
37	Tandy, Keith	S	5-10	205	2/12/1989	5	West Virginia	Hopkinsville, KY	11/0
21	Verner, Alterraun	CB	5-10	187	12/13/1988	7	UCLA	Lakewood, CA	11/2
66	Wester, Leonard	T	6-6	305	1/3/1993	R	Missouri Western	Mt. Union, IA	0/0
3	Winston, Jameis	QB	6-4	231	1/6/1994	2	Florida State	Bessemer, AL	11/11

PRACTICE SQUAD

No.	Name	Pos.	Ht.	Wt.	Birthdate	NFL Exp.	College	HS Hometown	16 GP/GS
17	Dye Jr., Donteea	WR	5-10	195	8/20/1993	2	Heidelberg	Fairfield, OH	0/0
15	Huff, Josh	WR	5-11	206	10/14/1991	3	Oregon	Houston, TX	7/2*
39	Johnson, Isaiah	S	6-0	209	10/14/1992	R	South Carolina	Cary, NC	0/0
60	Kerbyson, Kyler	T	6-4	318	7/7/1993	R	Tennessee	Knoxville, TN	0/0
65	Liedtke, Mike	OL	6-3	305	1/15/1992	1	Illinois State	Woodstock, IL	0/0
27	Riggs, Cody	CB	5-9	187	12/30/1991	2	Notre Dame	Fort Lauderdale, FL	3/0*
71	Ward, Channing	DE	6-4	279	9/17/1992	R	Mississippi	Aberdeen, MS	5/1
81	Westbrook, Tevin	TE	6-5	237	2/17/1993	1	Florida	Coconut Creek, FL	0/0
80	White, Myles	WR	6-0	190	3/30/1990	3	Louisiana Tech	Livonia, MI	0/0

RESERVE/SUSPENDED

No.	Name	Pos.	Ht.	Wt.	Birthdate	NFL Exp.	College	HS Hometown	16 GP/GS
38	Adjei-Barimah, Jude	CB	5-11	200	7/21/1992	2	Bowling Green	Columbus, OH	10/1

RESERVE/PHYSICALLY UNABLE TO PERFORM

No.	Name	Pos.	Ht.	Wt.	Birthdate	NFL Exp.	College	HS Hometown	16 GP/GS
18	Murphy, Louis	WR	6-2	200	5/11/1987	8	Florida	St. Petersburg, FL	0/0
73	Sweezy, J.R.	G	6-5	298	4/8/1989	5	North Carolina State	Mooreville, NC	0/0

INJURED RESERVE

No.	Name	Pos.	Ht.	Wt.	Birthdate	NFL Exp.	College	HS Hometown	16 GP/GS
59	Bond, Devante	LB	6-1	236	7/3/1993	R	Oklahoma	Sacramento, CA	0/0
72	Gottschalk, Ben	C	6-5	293	2/15/1992	1	SMU	Sherman Oaks, CA	2/1
83	Jackson, Vincent	WR	6-5	230	1/14/1983	12	Northern Colorado	Colorado Springs, CO	5/5
94	Johnson, George	DE	6-4	265	12/11/1987	5	Rutgers	Glassboro, NJ	0/0
95	Jones, Howard	DE	6-4	238	2/10/1990	2	Shepherd	Woodbridge, VA	8/0
34	Sims III, Charles	RB	6-0	211	9/19/1990	3	West Virginia	Houston, TX	4/2
36	Smith, Antone	RB	5-9	192	9/17/1985	7	Florida State	Pahokee, FL	3/0
56	Smith, Jacquies	DE	6-2	260	3/18/1990	3	Missouri	Dallas, TX	1/0

* Huff played 7 games with Philadelphia; Hughes played 1 game with Cleveland; Riggs played 3 games with Tennessee; Siliga played 4 games with Seattle

Head Coach: Dirk Koetter

Assistant Coaches: Nate Kaczor (special teams coordinator); Todd Monken (offensive coordinator/wide receivers); Mike Smith (defensive coordinator); Mike Bajakian (quarterbacks); Butch Barry (assistant offensive line); Dave Borgonzi (defensive quality control); Mark Duffner (linebackers); Jon Embree (tight ends); Jay Hayes (defensive line); Jon Hoke (secondary); Dave Kennedy (head strength and conditioning); Brett Maxie (defensive backs); Carlos Polk (assistant special teams); Tim Spencer (running backs); Paul Spicer (assistant defensive line); Ben Steele (offensive quality control); Joe Vaughn (assistant strength and conditioning); Chad Wade (assistant strength and conditioning); George Warhop (run game coordinator/offensive line); Andrew Weidinger (assistant wide receivers/game management)

2016 TAMPA BAY BUCCANEERS ROSTER BY POSITION

(as of 11/22/16)

No.	Name	Pos.	College	Ht.	Wt.		Age	NFL Exp.
<u>Defensive Linemen (10)</u>								
91	Robert Ayers Jr.	DE	Tennessee	6-3	275	9/6/1985	31	8
92	William Gholston	DL	Michigan State	6-6	281	7/31/1991	25	4
67	John Hughes III	DT	Cincinnati	6-2	320	4/27/1989	27	5
75	DaVonte Lambert	DL	Auburn	6-2	282	6/23/1994	22	R
93	Gerald McCoy	DT	Oklahoma	6-4	300	2/25/1988	28	7
98	Clinton McDonald	DT	Memphis	6-2	297	1/6/1987	29	8
96	Ryan Russell	DE	Purdue	6-5	275	1/17/1992	24	2
70	Sealver Siliga	DT	Utah	6-2	345	4/26/1990	26	4
97	Akeem Spence	DT	Illinois	6-1	307	11/29/1991	25	4
57	Noah Spence	DE	Eastern Kentucky	6-2	251	1/8/1994	22	R
<u>Linebacker (5)</u>								
58	Kwon Alexander	LB	LSU	6-1	227	8/3/1994	22	2
54	Lavonte David	LB	Nebraska	6-1	233	1/23/1990	26	5
53	Adarius Glanton	LB	Florida Atlantic	6-1	230	9/21/1990	26	3
52	Cameron Lynch	LB	Syracuse	6-0	229	8/4/1993	23	2
51	Daryl Smith	LB	Georgia Tech	6-2	250	3/14/1982	34	13
<u>Cornerback (5)</u>								
35	Javien Elliott	CB	Florida State	5-11	176	7/18/1993	23	R
24	Brent Grimes	CB	Shippensburg	5-10	185	7/19/1983	33	10
28	Vernon Hargreaves III	CB	Florida	5-10	204	6/3/1995	21	R
26	Josh Robinson	CB	UCF	5-10	200	1/8/1991	25	5
21	Alterraun Verner	CB	UCLA	5-10	187	12/13/1988	27	7
<u>Safety (4)</u>								
23	Chris Conte	S	California	6-2	203	2/23/1989	27	6
30	Bradley McDougald	S	Kansas	6-1	209	11/15/1990	26	4
29	Ryan Smith	S	North Carolina Central	5-11	189	9/7/1993	23	R
37	Keith Tandy	S	West Virginia	5-10	205	2/12/1989	27	5
<u>Long Snapper (1)</u>								
48	Andrew DePaola	LS	Rutgers	6-2	230	7/28/1987	29	3
<u>Punter (1)</u>								
9	Bryan Anger	P	California	6-3	205	10/6/1988	28	5
<u>Kicker (1)</u>								
19	Roberto Aguayo	K	Florida State	6-0	207	5/17/1994	22	R
<u>Offensive Line (10)</u>								
61	Josh Allen	C	Louisiana-Monroe	6-3	315	12/30/1991	24	1
77	Caleb Benenoch	OL	UCLA	6-5	305	8/8/1994	22	R
78	Gosder Cherilus	T	Boston College	6-7	316	6/28/1984	32	9
69	Demar Dotson	T	Southern Miss	6-9	315	10/11/1985	31	8
68	Joe Hawley	C	UNLV	6-3	302	10/22/1988	28	7
74	Ali Marpet	G	Hobart	6-4	307	4/17/1993	23	2
64	Kevin Pamphile	G	Purdue	6-5	310	11/27/1990	26	3
76	Donovan Smith	T	Penn State	6-6	338	6/23/1993	23	2
62	Evan Smith	OL	Idaho State	6-2	308	7/19/1986	30	7
66	Leonard Wester	T	Missouri Western	6-6	305	1/3/1993	23	R
<u>Tight End (4)</u>								
84	Cameron Brate	TE	Harvard	6-5	245	7/3/1991	25	2
45	Alan Cross	FB	Memphis	6-1	235	5/2/1993	23	R
82	Brandon Myers	TE	Iowa	6-3	256	6/4/1985	31	8
88	Luke Stocker	TE	Tennessee	6-5	253	7/17/1988	28	6
<u>Running Back (4)</u>								
43	Peyton Barber	RB	Auburn	5-11	225	2/27/1994	22	R
25	Mike James	RB	Miami (FL)	5-10	223	4/13/1991	25	4
22	Doug Martin	RB	Boise State	5-9	223	1/13/1989	27	5
32	Jacquizz Rodgers	RB	Oregon State	5-6	205	2/6/1990	26	6
<u>Wide Receiver (5)</u>								
13	Mike Evans	WR	Texas A&M	6-5	231	8/21/1993	23	3
11	Adam Humphries	WR	Clemson	5-11	195	6/24/1993	23	2
16	Freddie Martino	WR	North Greenville	6-0	195	9/7/1991	25	1
89	Russell Shepard	WR	LSU	6-1	195	9/17/1990	26	4
10	Cecil Shorts III	WR	Mount Union	6-0	202	12/22/1987	28	6
<u>Quarterback (3)</u>								
8	Mike Glennon	QB	North Carolina State	6-6	225	12/12/1989	26	4
4	Ryan Griffin	QB	Tulane	6-5	210	11/17/1989	27	3
3	Jameis Winston	QB	Florida State	6-4	231	1/6/1994	22	2

2016 TAMPA BAY BUCCANEERS BY EXPERIENCE

										(as of 11/22/16)
No.	Name	Pos.	Ht.	Wt.	Age	NFL Exp.	College	Hometown		How Acq.
13th Year (1)										
51	Smith, Daryl	LB	6-2	250	34	13	Georgia Tech	Albany, GA		FA-'16
10th Year (1)										
24	Grimes, Brent	CB	5-10	185	33	10	Shippensburg	Philadelphia, PA		FA-'16
9th Year (1)										
78	Cherilus, Gosder	T	6-7	316	32	9	Boston College	Somerville, MA		FA-'15
8th Year (4)										
91	Ayers Jr., Robert	DE	6-3	275	31	8	Tennessee	Jersey City, NJ		UFA (NYG)-'16
69	Dotson, Demar	T	6-9	315	31	8	Southern Miss	Alexandria, LA		FA-'09
98	McDonald, Clinton	DT	6-2	297	29	8	Memphis	Jacksonville, AR		UFA (SEA)-'14
82	Myers, Brandon	TE	6-3	256	31	8	Iowa	Prairie City, IA		UFA (NYG)-'14
7th Year (4)										
68	Hawley, Joe	C	6-3	302	28	7	UNLV	Bakersfield, CA		FA-'15
93	McCoy, Gerald	DT	6-4	300	28	7	Oklahoma	Oklahoma City, OK		D1-'10
62	Smith, Evan	OL	6-2	308	30	7	Idaho State	Salinas, CA		UFA (GB)-'14
21	Verner, Alterraun	CB	5-10	187	27	7	UCLA	Lakewood, CA		UFA (TEN)-'14
6th Year (4)										
23	Conte, Chris	S	6-2	203	27	6	California	Los Angeles, CA		UFA (CHI)-'15
32	Rodgers, Jacquizz	RB	5-6	205	26	6	Oregon State	Richmond, TX		FA-'16
10	Shorts III, Cecil	WR	6-0	202	28	6	Mount Union	Cleveland, OH		FA-'16
88	Stocker, Luke	TE	6-5	253	28	6	Tennessee	Berea, KY		D4-'11
5th Year (6)										
9	Anger, Bryan	P	6-3	205	28	5	California	Camarillo, CA		UFA (JAC)-'16
54	David, Lavonte	LB	6-1	233	26	5	Nebraska	Miami, FL		D2-'12
67	Hughes III, John	DT	6-2	320	27	5	Cincinnati	Gahanna, OH		FA-'16
22	Martin, Doug	RB	5-9	223	27	5	Boise State	Oakland, CA		D1b-'12
26	Robinson, Josh	CB	5-10	200	25	5	UCF	Sunrise, FL		UFA (MIN)-'16
37	Tandy, Keith	S	5-10	205	27	5	West Virginia	Hopkinsville, KY		D6-'12
4th Year (7)										
92	Gholston, William	DL	6-6	281	25	4	Michigan State	Detroit, MI		D4b-'13
8	Glennon, Mike	QB	6-6	225	26	4	North Carolina State	Centreville, VA		D3-'13
25	James, Mike	RB	5-10	223	25	4	Miami (FL)	Haines City, FL		FA-'16
30	McDougald, Bradley	S	6-1	209	26	4	Kansas	Dublin, OH		W (KC)-'13
89	Shepard, Russell	WR	6-1	195	26	4	LSU	Houston, TX		W (PHI)-'13
70	Siliga, Sealver	DT	6-2	345	26	4	Utah	West Jordan, UT		W (SEA)-'16
97	Spence, Akeem	DT	6-1	307	25	4	Illinois	Fort Walton Beach, FL		D4a-'13
3rd Year (5)										
48	DePaola, Andrew	LS	6-2	230	29	3	Rutgers	Parkton, MD		FA-'14
13	Evans, Mike	WR	6-5	231	23	3	Texas A&M	Galveston, TX		D1-'14
53	Glanton, Adarius	LB	6-1	230	26	3	Florida Atlantic	Lakeland, FL		FA-'15
4	Griffin, Ryan	QB	6-5	210	27	3	Tulane	Westlake Village, CA		W (NO)-'15
64	Pamphile, Kevin	G	6-5	310	26	3	Purdue	Miami, FL		D5b-'14
2nd Year (8)										
58	Alexander, Kwon	LB	6-1	227	22	2	LSU	Oxford, AL		D4-'15
17	Dye Jr., Donteea	WR	5-10	195	23	2	Heidelberg	Fairfield, OH		FA-'15
11	Humphries, Adam	WR	5-11	195	23	2	Clemson	Spartanburg, SC		FA-'15
52	Lynch, Cameron	LB	6-0	229	23	2	Syracuse	Lawrenceville, GA		FA-'16
74	Marpet, Ali	G	6-4	307	23	2	Hobart	Hastings-on-Hudson, NY		D2b-'15
96	Russell, Ryan	DE	6-5	275	24	2	Purdue	Carrollton, TX		FA-'16
76	Smith, Donovan	T	6-6	338	23	2	Penn State	Owings Mills, MD		D2a-'15
3	Winston, Jameis	QB	6-4	231	22	2	Florida State	Bessemer, AL		D1-'15
Rookies/1st Year (12)										
19	Aguayo, Roberto	K	6-0	207	22	R	Florida State	Mascotte, FL		D2b-'16
61	Allen, Josh	OL	6-3	315	24	1	Louisiana-Monroe	Dallas, TX		FA-'14
43	Barber, Peyton	RB	5-11	225	22	R	Auburn	Alpharetta, GA		FA-'16
77	Benenoch, Caleb	OL	6-5	305	22	R	UCLA	Katy, TX		D5-'16
45	Cross, Alan	TE	6-1	235	23	R	Memphis	Millington, TN		FA-'16
35	Elliott, Javien	CB	5-11	176	23	R	Florida State	Panama City, FL		FA-'16
28	Hargreaves III, Vernon	CB	5-10	204	21	R	Florida	Tampa, FL		D1-'16
75	Lambert, DaVonte	DL	6-2	282	22	R	Auburn	Keysville, GA		FA-'16
16	Martino, Freddie	WR	6-0	195	25	1	North Greenville	North, SC		FA-'16
29	Smith, Ryan	S	5-11	189	23	R	North Carolina Central	Upper Marlboro, MD		D4-'16
57	Spence, Noah	DE	6-2	251	22	R	Eastern Kentucky	Harrisburg, PA		D2a-'16
66	Wester, Leonard	T	6-6	305	23	R	Missouri Western	Mt. Union, IA		FA-'16

2016 TAMPA BAY BUCCANEERS - HOW THEY WERE BUILT

	<u>DRAFT</u>	<u>TRADES</u>	<u>WAIVERS</u>	<u>FREE AGENTS</u>
2009				Demar Dotson (R)
2010	Gerald McCoy (1)			
2011	Luke Stocker (4)			
2012	Doug Martin (1b) Lavonte David (2) Keith Tandy (6)			Vincent Jackson (SD)^
2013	Mike Glennon (3) Akeem Spence (4a) William Gholston (4b)		Bradley McDougald (KC) Russell Shepard (PHI)	
2014	Mike Evans (1) Charles Sims III (3)^ Kevin Pamphile (5b)		Jacquies Smith (BUF)^	Andrew DePaola Clinton McDonald Louis Murphy* Brandon Myers (NYG) Evan Smith (GB) Alterraun Verner (TEN)
2015	Jameis Winston (1) Donovan Smith (2a) Ali Marpet (2b) Kwon Alexander (4)	George Johnson (DET)^	Ryan Griffin (NO)	Jude Adjei-Barimah (R)~ Josh Allen Cameron Brate Gosder Cherilus Chris Conte (CHI) Ben Gottschalk Adarius Glanton Joe Hawley Adam Humphries (R) Howard Jones^
2016	Vernon Hargreaves III (1) Noah Spence (2a) Roberto Aguayo (2b) Ryan Smith (4) Caleb Benenoch (5) Devante Bond (6a)^			Bryan Anger (JAC) Robert Ayers Jr. (NYG) Peyton Barber (R) Alan Cross (R) Javien Elliott (R) Brent Grimes John Hughes III Mike James Davonte Lambert (R) Cameron Lynch Freddie Martino Jacquizz Rodgers Josh Robinson (MIN) Ryan Russell Cecil Shorts III Sealver Siliga Antone Smith^ Daryl Smith J.R. Sweezy (SEA) Leonard Wester (R)

^Denotes Injured Reserve

*Denotes Reserve/PUP

~Denotes Reserve/Suspended

2016 PLAYTIME PERCENTAGES - OFFENSE

OFFENSE	@ATL	@ARI	LA	DEN	@CAR	@SF	OAK	ATL	CHI	@KC	SEA	NO	@DAL	@NO	CAR	PLAYS	PCT
TOTAL PLAYS	64	79	90	71	73	75	70	80	75	77	67	NO	@DAL	@NO	CAR	PLAYS	PCT
																821	

QUARTERBACKS

Winston	64	79	90	71	73	75	70	68	72	77	67					806	98%
Glennon	DNP	DNP	DNP	DNP	DNP	DNP	DNP	12	3	DNP						15	7%

RUNNING BACKS

Rodgers	N/A	17	21	30	68	51	45	IA	IA	IA	IA	IA	IA	IA	IA	232	51%
Martin	44	13	IA	IA	IA	IA	IA	IA	31	60	53					201	56%
Sims III	20	49	68	41	IR	IR	IR	IR	IR	IR	IR					178	59%
Barber	0	IA	0	0	5	17	3	36	21	10	14					106	15%
A. Smith	N/A	N/A	N/A	N/A	N/A	8	22	24	IR	IR	IR					54	24%
James	N/A	N/A	N/A	W/DET	W/DET	W/DET	N/A	20	23	6	0					49	16%
Hansbrough	PS	N/A	N/A	N/A	0	N/A	N/A	N/A	N/A	N/A	N/A					0	0%

TIGHT ENDS

Brate	25	33	70	62	54	45	38	53	48	59	41					528	64%
Myers	13	22	43	21	48	28	16	14	12	22	15					254	31%
Stocker	37	9	IA	IA	IA	41	39	23	38	21	38					246	42%
Cross	PS	PS	11	20	11	0	4	1	6	10	10					73	11%
Seferian-Jenkins	18	34	N/A	W/NYJ	W/NYJ	W/NYJ	W/NYJ	W/NYJ	W/NYJ	W/NYJ	W/NYJ					52	36%

WIDE RECEIVERS

Evans	55	69	78	62	64	57	62	50	64	64	55					680	83%
Humphries	49	58	58	39	31	38	48	73	49	42	39					524	64%
Jackson	51	68	77	64	53	IR	IR	IR	IR	IR	IR					313	83%
Shorts III	2	9	IA	IA	IA	31	33	62	52	41	19					249	42%
Shepard	6	14	11	8	14	27	26	IA	IA	34	32					172	26%
Martino	PS	PS	3	6	N/A	17	7	38	17	12	6					106	18%

OFFENSIVE LINE

Marpet	64	79	90	71	73	75	70	80	75	77	67					821	100%
D. Smith	64	79	90	71	73	75	70	80	75	77	67					821	100%
Dotson	64	79	90	71	73	70	70	80	75	77	67					816	99%
Hawley	64	75	89	70	60	66	70	31	IA	77	67					669	90%
Pamphile	64	79	76	71	73	75	70	80	IA	IA	67					655	98%
Bennoch	IA	IA	IA	IA	IA	IA	IA	IA	75	58	0					133	61%
E. Smith	DNP	4	17	1	12	9	1	49	6	IA	IA					99	16%
Cherilus	0	0	8	2	17	20	6	5	11	4	13					86	10%
Gottschalk	PS	PS	PS	PS	PS	PS	PS	PS	75	19	IR					69	45%
Wester	IA	IA	IA	IA	DNP	IA	IA	IA	IA	IA	IA					0	N/A

MISC.

G. McCoy	0	0	0	0	0	0	0	0	3	0	0					3	0%
----------	---	---	---	---	---	---	---	---	---	---	---	--	--	--	--	---	----

KEY

- DNP= Did Not Play
- IA= Inactive
- IR/DR= Injured Reserve/Designated to Return
- N/A= Not With Team
- PS= Practice Squad
- PUP= Reserve/Physically Unable to Perform
- R/S= Reserve/Suspended List
- W/_=With Other Team

2016 PLAYTIME PERCENTAGES - DEFENSE

DEFENSE	@ATL	@ARI	LA	DEN	@CAR	@SF	OAK	ATL	CHI	@KC	SEA	@SD	NO	@DAL	@NO	CAR	PLAYS	PCT
TOTAL PLAYS	65	66	65	72	54	70	94	73	56	53	63						731	

DEFENSIVE LINE

McCoy	59	57	58	12	IA	64	81	59	38	47	50						525	78%
Gholston	40	41	45	54	53	65	54	54	27	32	21						486	66%
N. Spence	35	24	12	16	21	42	64	30	31	37	51						363	50%
Ayers Jr.	58	28	IA	IA	IA	IA	71	56	27	34	54						328	70%
A. Spence	9	17	12	48	36	39	56	43	24	10	7						301	41%
McDonald	54	54	58	58	IA	IA	IA	IA	24	29	23						300	68%
Lambert	IA	29	51	49	52	31	22	25	17	4	IA						280	46%
Ward	IA	IA	14	28	31	9	IA	4	IA	PS	PS						86	26%
H. Jones	2	12	11	20	7	9	16	7	IR	IR	IR						84	15%
Russell	N/A	N/A	PS	PS	PS	PS	PS	PS	24	17	35						76	44%
Hughes III	W/CLE	N/A	N/A	N/A	N/A	6	10	17	12	IA	IA						45	13%
Siliaga	N/A	N/A	N/A	N/A	N/A	W/SEA	W/SEA	W/SEA	W/SEA	IA	11						11	17%
J. Smith	1	IR	IR	IR	IR	IR	IR	IR	IR	IR	IR						1	2%

LINEBACKERS

David	65	66	65	70	54	69	91	73	48	53	57						711	97%
Alexander	65	65	65	72	54	70	94	43	48	53	63						692	95%
D. Smith	27	26	30	40	33	44	36	60	15	19	18						348	48%
Glanton	0	0	0	0	0	0	1	14	8	0	0						23	3%
Lynch	N/A	PS	PS	PS	0	0	0	0	8	0	0						8	1%
Keyes	0	0	0	0	PS	N/A	N/A	W/ATL	W/ATL	W/ATL	W/ATL						0	0%
Bond	IA	IA	IR	IR	IR	IR	IR	IR	IR	IR	IR						0	N/A

DEFENSIVE BACKS

McDougal	65	63	63	72	54	68	92	70	53	53	63						716	98%
Hargreaves III	65	62	63	70	50	70	93	70	56	53	63						715	98%
Comte	55	66	57	70	54	69	80	69	49	51	59						679	93%
Grimes	65	66	63	72	52	70	93	70	48	5	63						667	91%
Adjer-Barimah	13	4	0	41	21	42	63	29	42	35	R/S						290	43%
Verner	27	43	36	0	1	0	0	0	8	46	51						212	29%
Tandy	10	3	12	0	4	3	17	10	9	2	4						74	10%
Banks	0	0	0	0	0	IA	IA	W/DET	W/DET	W/DET	W/DET						0	0%
Robinson	0	0	0	0	0	0	0	0	0	2	0						2	0%
R. Smith	IA	IA	0	0	0	0	0	0	0	0	0						0	0%

MISC.

Evans	0	0	0	0	0	0	0	0	0	0	1						1	0%
-------	---	---	---	---	---	---	---	---	---	---	---	--	--	--	--	--	---	----

KEY

- DNP= Did Not Play
- IA= Inactive
- IR= Injured Reserve
- N/A= Not With Team
- PS= Practice Squad

2016 TAMPA BAY BUCCANEERS STATISTICS

2016 RECORD --				WON: 6	LOST: 5
Aug 11	L	9-17	at Philadelphia	69,596	
Aug 20	W	27-21	at Jacksonville	59,782	
Aug 26	W	30-13	CLEVELAND	46,848	
Sept 1	L	13-20	WASHINGTON	42,996	
<hr/>					
Sept 11	W	31-24	at Atlanta	69,382	
Sept 18	L	7-40	at Arizona	64,230	
Sept 25	L	32-37	LOS ANGELES	55,009	
Oct 2	L	7-27	DENVER	60,375	
Oct 10	W	17-14	at Carolina	73,425	
-- bye week --					
Oct 23	W	34-17	at San Francisco	70,178	
Oct 30	L	24-30 (OT)	OAKLAND	61,068	
Nov 3	L	28-43	ATLANTA	57,797	
Nov 13	W	36-10	CHICAGO	62,898	
Nov 20	W	19-17	at Kansas City	72,277	
Nov 27	W	14-5	SEATTLE	63,674	
Dec 4			at San Diego		
Dec 11			NEW ORLEANS		
Dec 18			at Dallas		
Dec 24			at New Orleans		
Jan 1			CAROLINA		

	BUCCANEERS	OPPONENTS
TOTAL FIRST DOWNS	242	227
Rushing	55	67
Passing	157	143
Penalty	30	17
3rd Down: Made/Att.	68/152 44.7%	45/134 33.6%
4th Down: Made/Att.	3/7 42.9%	5/6 83.3%
POSSESSION AVG.	31:14	28:46
TOTAL NET YARDS	3998	4062
Avg. Per Game	363.5	369.3
Total Plays	762	697
Avg. Per Play	5.2	5.8
NET YARDS RUSHING	1178	1274
Avg. Per Game	107.1	115.8
Total Rushes	322	291
NET YARDS PASSING	2820	2788
Avg. Per Game	256.4	253.5
Sacked/Yards Lost	23/155	27/161
Gross Yards	2975	2949
Att./Completions	417/259	379/234
Completion Pct.	62.1	61.7
Had Intercepted	11	9
PUNTS/AVERAGE	52/45.6	54/44.6
NET PUNTING AVERAGE	41.9	40.5
PENALTIES/YARDS	81/698	83/717
FUMBLES/FUMBLES LOST	16/7	18/11
TOUCHDOWNS	30	31
Rushing	5	9
Passing	23	20
Returns	2	2

SCORE BY QUARTERS	1	2	3	4	OT	TOTAL
BUCCANEERS	50	81	54	64	0	249
OPPONENTS	57	76	68	57	6	264

SCORING	TD	R	P	Rt	PAT	2P	FG	S	PTS
Evans	10	0	10	0	0-0	1	0-0	0	62
Aguayo	0	0	0	0	22-24	0	13-19	0	61
Brate	5	0	5	0	0-0	0	0-0	0	30
Shepard	2	0	2	0	0-0	0	0-0	0	12
Sims	2	1	1	0	0-0	0	0-0	0	12
Humphries	1	0	1	0	0-0	1	0-0	0	8
Myers	1	0	1	0	0-0	1	0-0	0	8
Alexander	1	0	0	1	0-0	0	0-0	0	6
Barber	1	1	0	0	0-0	0	0-0	0	6
Cross	1	0	1	0	0-0	1	0-0	0	6
Conte	1	0	0	1	0-0	0	0-0	0	6
Martin	1	1	0	0	0-0	0	0-0	0	6
Martino	1	0	1	0	0-0	1	0-0	0	6
Rodgers	1	1	0	0	0-0	0	0-0	0	6
Seferian-Jenkins	1	0	1	0	0-0	0	0-0	0	6
Winston	1	1	0	0	0-0	0	0-0	0	6
team	0	0	0	0	0-0	0	0-0	1	2
BUCCANEERS	30	5	23	2	22-24	3-6	13-19	1	249
OPPONENTS	31	9	20	2	26-27	1-3	16-19	1	264

SACKS: McCoy 6.0, N. Spence 5.5, Ayers 3.5, Alexander 3.0, McDonald 2.5, Adjei-Barimah 2.0, Gholston 2.0, David 1.0, Russell 1.0, A. Spence 0.5. Buccaneers 27.0. Opponents 23.0.

FUM/LOST: Winston 7/4, Humphries 3/0, A. Smith 2/1, Brate 1/0, Martin 1/0, Sims 1/0, Hawley 1/0.

PASSING	Att	Comp	Yds	Cmp%	Yds/Att	TD	TD%	INT	INT%	Lg	Sack/Lost	Rating
Winston	406	249	2900	61.3	7.14	22	5.4	11	2.7	45t	23/155	89.7
Glennon	11	10	75	90.9	6.82	1	9.1	0	0.0	13	0/0	125.4
BUCCANEERS	417	259	2975	62.1	7.13	23	5.5	11	2.6	45t	23/155	91.0
OPPONENTS	379	234	2949	61.7	7.78	20	5.3	9	2.4	68	27/161	93.7

RUSHING	No	Yds	Avg	Lg	TD
Rodgers	88	393	4.5	45	1
Martin	88	268	3.0	17	1
Barber	48	198	4.1	44t	1
Sims	41	116	2.8	23	1
Winston	37	110	3.0	14	1
Smith, A.	10	47	4.7	8	0
James	4	19	4.8	9	0
Humphries	5	18	3.6	8	0
Shepard	1	9	9.0	9	0
BUCCANEERS	322	1178	3.7	45	5
OPPONENTS	291	1274	4.4	28	9

RECEIVING	No	Yds	Avg	Lg	TD
Evans	73	1020	14.0	45t	10
Brate	41	442	10.8	38	5
Humphries	40	448	11.2	42	1
Shepard	15	200	13.3	20	2
Jackson	15	173	11.5	18	0
Sims	14	112	8.0	33	1
Martin	11	92	8.4	27	0
Shorts	10	138	13.8	22	0
Rodgers	9	58	6.4	11	0
Smith, A.	6	77	12.8	30	0
Barber	5	28	5.6	11	0
Myers	4	29	7.3	12	1
James	4	22	5.5	6	0
Stocker	4	22	5.5	11	0
Seferian-Jenkins	3	44	14.7	30t	1
Cross	3	18	6.0	10	1
Martino	2	52	26.0	43t	1
BUCCANEERS	259	2975	11.5	45t	23
OPPONENTS	234	2949	12.6	68	20

INTERCEPTIONS	No	Yds	Avg	Lg	TD
Conte	2	73	36.5	53	1
McDougald	2	32	16.0	32	0
Grimes	2	1	0.5	1	0
Alexander	1	38	38.0	38t	1
Verner	1	16	16.0	16	0
Smith, Da.	1	-5	-5.0	-5	0
BUCCANEERS	9	155	17.2	53	2
OPPONENTS	11	185	16.8	60t	1

PUNTING	No	Yds	Avg	Net	TB	In20	Lg	Bk
Anger	52	2369	45.6	41.9	4	25	59	0
BUCS	52	2369	45.6	41.9	4	25	59	0
OPPONENTS	54	2407	44.6	40.5	1	26	67	0

PUNT RETURNS	Ret	FC	Yds	Avg	Lg	TD
Humphries	19	18	199	10.5	25	0
BUCCANEERS	19	18	199	10.5	25	0
OPPONENTS	20	20	110	5.5	20	0

KICKOFF RETURNS	Ret	Yds	Avg	Lg	TD
R. Smith	10	169	16.9	24	0
Humphries	4	47	11.8	17	0
Shorts	1	19	19.0	19	0
BUCCANEERS	15	235	15.7	24	0
OPPONENTS	19	426	22.4	44	0

FIELD GOALS	1-19	20-29	30-39	40-49	50+	Lg
Aguayo	0-0	2-2	8-9	3-7	0-1	43
BUCCANEERS	0-0	2-2	8-9	3-7	0-1	43
OPPONENTS	0-0	6-6	4-4	3-4	3-5	54

Aguayo: (43G) (45WR) (41WL) () (35G, 33RU, 35G, 46WL, 38G) (38G, 37G, 50WR) (41G) () (30G, 27G) (31G, 22G, 41G, 36G) (48WR)
 OPPONENTS: (34G, 34G, 29G) (22G, 40G) (53G) (38G, 24G) (43WL) (28G) (31G, 50WL, 52WR) (29G, 41G, 50G) (54G) (22G) (43G)

2016 BUCCANEERS DEFENSIVE STATISTICS

Player	Tackles				Sacks			Interceptions				Fumbles			
	Solo	Assist	Total	TFL	Sack	Yds	QBP	INT	Yds	TD	PD	FF	FR	Yds	TD
Kwon Alexander	75	15	90	7	3.0	8.0	7	1	38	1	3	-	1	4	0
Chris Conte	53	10	63	-	-	-	-	2	73	1	4	-	1	10	0
Bradley McDougald	56	6	62	3	-	-	-	2	32	0	9	-	1	6	0
Lavonte David	44	13	57	11	1.0	7.0	4	-	-	-	2	4	1	53	0
Vernon Hargreaves	46	6	52	3	-	-	-	-	-	-	5	-	-	-	-
William Gholston	30	8	38	7	2.0	18.0	6	-	-	-	-	1	1	0	0
Brent Grimes	31	3	34	-	-	-	-	2	1	0	15	1	-	-	-
Daryl Smith	19	5	24	3	-	-	-	1	-5	0	1	-	1	0	0
Clinton McDonald	18	5	23	5	2.5	13.5	4	-	-	-	-	-	-	-	-
Gerald McCoy	17	6	23	4	6.0	44.0	9	-	-	-	4	2	2	0	0
Jude Adjei-Barimah	22	0	22	1	2.0	16.0	2	-	-	-	2	1	-	-	-
Noah Spence	13	4	17	2	5.5	33.5	8	-	-	-	1	3	-	-	-
Robert Ayers	11	5	16	3	3.5	14.5	9	-	-	-	-	1	-	-	-
Akeem Spence	8	8	16	1	0.5	0.5	3	-	-	-	-	-	-	-	-
DaVonte Lambert	7	3	10	-	-	-	-	-	-	-	-	1	-	-	-
Adarius Glanton	8	1	9	-	-	-	-	-	-	-	-	-	-	-	-
Alterraun Verner	8	1	9	-	-	-	-	1	16	0	7	-	-	-	-
Keith Tandy	7	0	7	-	-	-	-	-	-	-	2	-	-	-	-
John Hughes	5	1	6	-	-	-	-	-	-	-	-	-	-	-	-
Channing Ward	1	4	5	-	-	-	-	-	-	-	-	-	-	-	-
Ryan Russell	2	0	2	1	1.0	6.0	3	-	-	-	-	-	-	-	-
Howard Jones	1	0	1	-	-	-	1	-	-	-	-	-	1	0	0
Cameron Lynch	0	1	1	-	-	-	-	-	-	-	-	-	-	-	-
Sealver Siliga	0	1	1	-	-	-	-	-	-	-	-	-	-	-	-
Totals	482	106	588	51	27.0	161.0	56	9	155	2	55	14	9	73	0

2016 SPECIAL TEAMS STATISTICS

Player	Tackles			Fumbles		
	Solo	Assist	Total	FF	FR	TD
Josh Robinson	9	0	9	-	-	-
Keith Tandy	6	0	6	-	1	0
Josh Keyes	3	0	3	-	-	-
Adarius Glanton	3	0	3	-	-	-
Alterraun Verner	3	0	3	-	-	-
Chris Conte	2	0	2	-	-	-
Alan Cross	2	0	2	-	-	-
Howard Jones	2	0	2	-	-	-
Cameron Lynch	2	0	2	-	-	-
Russell Shepard	2	0	2	-	1	0
Roberto Aguayo	1	0	1	-	-	-
Bryan Anger	1	0	1	-	-	-
Brandon Myers	1	0	1	-	-	-
Jacquizz Rodgers	1	0	1	-	-	-
Ryan Smith	1	0	1	-	-	-
Cameron Brate	0	1	1	-	-	-
Totals	39	1	40	0	2	0

Return Touchdowns

38-yard interception return by Kwon Alexander, vs. L.A., 9/25/16
 20-yard interception return by Chris Conte, vs. Chicago, 11/13/16

Safeties

Ayers (forced fumble out of end zone), vs. Chicago, 11/13/16

Key	
TFL - Tackles for Loss	FF - Forced Fumbles
Yds - Yards	FR - Fumble Recoveries
QBP - Quarterback Pressures	OR - Own Recovered
PD - Passes Defensed	OOB - Out of Bounds

Blocked Kicks			
	FG	PAT	Punt
Totals	0	0	0

Own Fumbles				
	Total	Lost	OR	OOB
Cameron Brate	1	0	0	1
Joe Hawley	1	0	1	0
Adam Humphries	3	0	2	1
Doug Martin	1	1	0	0
Charles Sims	1	1	0	0
Antone Smith	2	1	1	0
Jameis Winston	7	4	3	0
Totals	16	7	7	2

Miscellaneous Tackles/Fumbles			
	Tackles	FF	FR
Peyton Barber	1	0	0
Cameron Brate	1	0	0
Joe Hawley	3	0	0
Doug Martin	0	0	1
Ali Marpet	3	0	0
Kevin Pamphile	1	0	0
Cecil Shorts	1	0	0
Charles Sims	3	0	0
Antone Smith	0	0	1
Jameis Winston	0	0	3
Totals	13	0	5

2016 BUCCANEERS PARTICIPATION CHART

		Legend																			
		Position Abbreviation Indicates Start (e.g. RCB indicates started at right cornerback)																			
		P = Played				DNP = Did Not Play				IA = Inactive				IR = Injured Reserve							
		N = Not on Roster				PS = Practice Squad				PUP = Phys. Unable to Perform				NFI = Res./Non-Football-Injury				RES = Reserve			
Player	POS	G P	G S	D N P	I A	@at	@az	LA	DEN	@car	@sf	OAK	ATL	CHI	@kc	SEA	@sd	NO	@dal	@no	CAR
Adjei-Barimah, Jude	CB	10	1	0	0	P	P	P	CB	P	P	P	P	P	P	RES					
Aguayo, Roberto	K	11	0	0	0	P	P	P	P	P	P	P	P	P	P	P					
Alexander, Kwon	LB	11	11	0	0	0	MLB	MLB	MLB	MLB	MLB	MLB	MLB	MLB	MLB	MLB					
Allen, Josh	OL	0	0	0	0	1	PS	PS	PS	PS	PS	PS	PS	PS	PS	IA					
Anger, Bryan	P	11	0	0	0	0	P	P	P	P	P	P	P	P	P	P					
Ayers Jr., Robert	DE	7	7	0	0	4	DE	DE	IA	IA	IA	IA	DE	DE	DE	DE	DE				
Banks, Johnthan	CB	5	0	0	0	2	P	P	P	P	IA	IA	N	N	N	N					
Barber, Peyton	RB	9	1	1	1	1	P	IA	IA	IA	DNP	P	P	RB	P	P					
Benenoch, Caleb	OL	3	1	0	0	8	IA	IA	IA	IA	IA	IA	IA	IA	LG	P					
Bond, Devante	LB	0	0	0	0	2	IA	IA	IR	IR	IR	IR	IR	IR	IR	IR					
Brate, Cameron	TE	11	6	0	0	0	P	P	TE	TE	TE	TE	P	P	P	TE	TE				
Brown, Kourtnei	DE	0	0	0	0	0	N	N	N	N	N	N	N	N	N	PS	PS				
Butler, Jeremy	WR	0	0	0	0	0	PS	PS	PS	PS	N	N	N	N	N	N	N				
Cherilus, Gosder	T	10	1	1	0	DNP	P	P	P	P	P	P	P	TE	P	P					
Coe, Rodney	DT	0	0	0	0	0	N	PS	PS	PS	PS	PS	PS	PS	N	N					
Conte, Chris	S	11	11	0	0	0	S	S	S	S	S	S	S	S	S	S					
Cross, Alan	TE	9	0	0	0	0	N	PS	P	P	P	P	P	P	P	P					
David, Lavonte	LB	11	11	0	0	0	WLB	WLB	WLB	WLB	WLB	WLB	WLB	WLB	WLB	WLB					
DePaola, Andrew	LS	11	0	0	0	0	P	P	P	P	P	P	P	P	P	P					
Dotson, Demar	T	11	11	0	0	0	RT	RT	RT	RT	RT	RT	RT	RT	RT	RT					
Dye, Dontee	WR	0	0	0	0	0	N	N	N	N	N	N	PS	PS	PS	PS					
Elliott, Javien	CB	1	0	0	0	0	PS	PS	PS	PS	PS	PS	PS	PS	PS	PS					
Elston, Trae	S	0	0	0	0	0	N	N	N	N	PS	PS	PS	PS	N	N					
Evans, Mike	WR	11	11	0	0	0	WR	WR	WR	WR	WR	WR	WR	WR	WR	WR					
Gholston, William	DE	11	11	0	0	0	DE	DE	DE	DE	DE	DE	DE	DE	DE	DE					
Glanton, Adarius	LB	11	0	0	0	0	P	P	P	P	P	P	P	P	P	P					
Glennon, Mike	QB	2	0	9	0	DNP	DNP	DNP	DNP	DNP	DNP	DNP	P	P	DNP	DNP					
Gottschalk, Ben	C	2	1	0	0	0	PS	PS	PS	PS	PS	PS	PS	PS	LG	IR					
Griffin, Ryan	QB	0	0	1	10	IA	IA	IA	IA	DNP	IA	IA	IA	IA	IA	IA					
Grimes, Brent	CB	11	11	0	0	0	CB	CB	CB	CB	CB	CB	CB	CB	CB	CB					
Hansbrough, Russell	RB	1	0	0	0	0	PS	N	N	N	P	PS	PS	PS	N	PS	N				
Hargreaves III, Vernon	CB	11	11	0	0	0	CB	CB	CB	CB	CB	CB	CB	CB	CB	CB					
Hawley, Joe	C	10	10	0	0	1	C	C	C	C	C	C	C	C	C	C					
Huff, Josh	WR	0	0	0	0	0	N	N	N	N	N	N	N	PS	PS	PS					
Hughes, John	DT	5	0	0	0	2	N	N	N	N	P	P	P	P	IA	IA					
Humphries, Adam	WR	11	4	0	0	0	WR	WR	P	P	P	WR	WR	P	P	P					
Jackson, Vincent	WR	5	5	0	0	0	WR	WR	WR	WR	WR	IR	IR	IR	IR	IR					
James, Mike	RB	4	0	0	0	0	N	N	N	N	N	N	P	P	P	P					
Johnson, George	DE	0	0	0	0	0	IR	IR	IR	IR	IR	IR	IR	IR	IR	IR					
Johnson, Isaiah	S	0	0	0	0	0	PS	PS	PS	PS	PS	PS	PS	PS	PS	PS					
Jones, Howard	DE	8	0	0	0	0	P	P	P	P	P	P	P	P	IR	IR					
Kerbyson, Kyler	OL	0	0	0	0	0	N	N	N	N	N	N	N	N	PS	PS					
Keyes, Josh	LB	4	0	0	0	0	P	P	P	P	PS	N	N	N	N	N					
Krause, Jonathan	WR	0	0	0	0	0	N	N	N	PS	N	N	N	N	N	N					
Lambert, DaVonte	DT	9	3	0	0	2	IA	P	DE	P	DE	DE	P	P	P	P					
Liedtke, Michael	OL	0	0	0	0	0	N	N	N	N	N	N	N	N	N	N					
Lynch, Cameron	LB	7	0	0	0	0	N	PS	PS	PS	P	P	P	P	P	P					
Marpert, Ali	G	11	11	0	0	0	RG	RG	RG	RG	RG	RG	RG	RG	RG	RG					
Martin, Doug	RB	5	5	0	0	6	RB	RB	IA	IA	IA	IA	IA	IA	RB	RB					
Martino, Freddie	WR	8	0	0	0	0	PS	PS	P	P	N	P	P	P	P	P					
McCoy, Gerald	DT	10	10	0	0	1	DT	DT	DT	DT	IA	DT	DT	DT	DT	DT					
McDonald, Clinton	DT	7	7	0	0	4	DT	DT	DT	DT	IA	IA	IA	IA	DT	DT					
McDougal, Bradley	S	11	11	0	0	0	S	S	S	S	S	S	S	S	S	S					
Murphy, Louis	WR	0	0	0	0	0	PUP	PUP	PUP	PUP	PUP	PUP	PUP	PUP	PUP	PUP					
Myers, Brandon	TE	11	7	0	0	0	P	P	TE	TE	TE	P	TE	TE	TE	TE					
Pamphile, Kevin	OL	9	9	0	0	2	LG	LG	LG	LG	LG	LG	LG	IA	IA	LG					
Riggs, Cody	CB	0	0	0	0	0	N	N	N	N	N	N	N	N	N	PS					
Robinson, Josh	CB	11	0	0	0	0	P	P	P	P	P	P	P	P	P	P					
Rodgers, Jacquizz	RB	6	3	0	0	4	N	P	P	P	RB	RB	IA	IA	IA	IA					
Russell, Ryan	DE	3	0	0	0	0	N	N	PS	PS	PS	PS	PS	PS	P	P					
Seflerian-Jenkins, Austin	TE	2	0	0	0	0	P	P	N	N	N	N	N	N	N	N					
Shepard, Russell	WR	9	0	0	0	2	P	P	P	P	P	P	IA	IA	P	P					
Shorts, Cecil	WR	8	4	0	0	3	P	P	IA	IA	IA	WR	P	WR	WR	WR					
Silaga, Sealver	DT	1	0	0	0	1	N	N	N	N	N	N	N	N	IA	P					
Sims III, Charles	RB	4	2	0	0	0	P	P	RB	RB	IR	IR	IR	IR	IR	IR					
Smith, Antone	RB	3	0	0	0	0	N	N	N	N	N	P	P	P	IR	IR					
Smith, Daryl	LB	11	8	0	0	0	P	P	SLB	P	SLB	SLB	SLB	SLB	SLB	SLB					
Smith, Donovan	T	11	11	0	0	0	LT	LT	LT	LT	LT	LT	LT	LT	LT	LT					
Smith, Evan	OL	8	1	1	1	2	DNP	P	P	P	P	P	P	P	C	IA					
Smith, Jacques	DE	1	0	0	0	0	P	IR	IR	IR	IR	IR	IR	IR	IR	IR					
Smith, Ryan	CB	9	0	0	0	2	IA	IA	P	P	P	P	P	P	P	P					
Spence, Akeem	DT	11	4	0	0	0	P	P	P	P	DT	DT	DT	DT	P	P					
Spence, Noah	DE	11	1	0	0	0	P	P	P	DE	P	P	P	P	P	P					
Stocker, Luke	TE	8	6	0	0	3	TE	TE	IA	IA	IA	TE	TE	TE	P	TE					
Sweezy, J.R.	G	0	0	0	0	0	PUP	PUP	PUP	PUP	PUP	PUP	PUP	PUP	PUP	PUP					
Tandy, Keith	S	11	0	0	0	0	P	P	P	P	P	P	P	P	P	P					
Verner, Alterraun	CB	11	2	0	0	0	CB	CB	P	P	P	P	P	P	P	P					
Vitale, Danny	TE	0	0	0	0	0	PS	PS	PS	PS	PS	N	N	N	N	N					
Ward, Channing	DE	5	1	0	0	4	IA	IA	P	P	DT	P	IA	P	IA	PS					
Westbrook, Tevin	TE	0	0	0	0	0	N	N	N	N	N	PS	PS	PS	PS	PS					
Wester, Leonard	T	0	0	1	10	IA	IA	IA	IA	DNP	IA	IA	IA	IA	IA	IA					
White, Myles	WR	0	0	0	0	0	N	N	N	N	N	N	N	N	N	N					
Winston, Jameis	QB	11	11	0	0	0	QB	QB	QB	QB	QB	QB	QB	QB	QB	QB					

TAMPA BAY BUCCANEERS' 2016 PERSONNEL LOG

(By Date)

January 1 – Placed S **Chris Conte** on Injured Reserve. Promoted LB **Devin Eubanks** to the active roster from the practice squad.

January 5 – Signed C **Josh Allen**, WR **Andre Davis**, G **Antoine Everett**, C **Ben Gottschalk**, S **Gerod Holliman**, DE **Martin Ifedi**, DT **Derrick Lott**, CB **C.J. Roberts**, CB **Joel Ross**.

January 6 – Relieved Head Coach **Lovie Smith** of duties.

January 11 – Contract expired for cornerbacks coach **Gill Byrd**, defensive line coach **Joe Cullen**, defensive coordinator **Leslie Frazier**, wide receivers coach **Andrew Hayes-Stoker**, senior defensive assistant **Larry Marmie**, linebackers coach **Hardy Nickerson**, special teams coordinator **Kevin O'Dea**, safeties coach **Mikal Smith** and defensive quality control **Miles Smith**.

January 15 – Named **Dirk Koetter** as head coach. Named **Mike Smith** as defensive coordinator.

January 19 – Named **Mark Duffner** as linebackers coach, **Jay Hayes** as defensive line coach, **Jon Hoke** as secondary coach and **Nate Kaczor** as special teams coordinator.

January 24 – Named **Todd Monken** as offensive coordinator/wide receivers coach.

January 25 – Named **Zack Grossi** as assistant to the head coach, **Brett Maxie** as defensive backs coach and **Andrew Weidinger** as assistant wide receivers/game management

February 5 – Signed DT **Davon Coleman**, DT **Cliff Matthews**, DE **Jermauria Rasco** and WR **Bernard Reedy**. Promoted **Brian McLaughlin** from team operations assistant to scouting assistant.

February 16 – Named **John Spytek** director of player personnel.

March 7 – G **Logan Mankins** announced retirement.

March 8 – Re-signed S **Keith Tandy**. Released LB **Bruce Carter**.

March 9 – Extended qualifying offers to S **Bradley McDougald** and WR **Russell Shepard**. Tendered LS **Andrew DePaola**, LB **Jeremiah George** and DE **Jacques Smith**.

March 11 – Signed G **J.R. Sweezy**.

March 14 – Signed DE **Robert Ayers Jr.**, CB **Brent Grimes** and CB **Josh Robinson**. Re-signed S **Chris Conte**.

March 18 – Signed LB **Daryl Smith**.

March 23 – Signed P **Bryan Anger**.

April 5 – LS **Andrew DePaola** signed exclusive rights contract. S **Bradley McDougald** signed restricted free agent tender.

April 6 – LB **Jeremiah George** signed exclusive rights contract.

April 11 – DE **Jacques Smith** signed exclusive rights contract. WR **Russell Shepard** signed restricted free agent tender.

April 19 – Signed QB **Dan LeFevour**.

April 25 – Signed RB **Storm Johnson**.

April 29 – Waived WR **Andre Davis**, LB **Darius Eubanks**, G **Antoine Everett**, S **Gerod Holliman**, DT **Derrick Lott**, S **Kimario McFadden**, LB **Jermauria Rasco** and CB **C.J. Roberts**.

May 2 – Released K **Connor Barth**. Waived DE **Martin Ifedi**. Signed RB **Peyton Barber**, FB **Tim Brown**, TE **Kivon Cartwright**, LB **Tyson Coleman**, FB **Alan Cross**, T **Taylor Fallin**, RB **Russell Hansbrough**, S **Traveon Henry**, S **Isaiah Johnson**, DT **DaVonte Lambert**, LB **Cassanova McKinzy**, DT **Jontavious Morris**, LB **Luke Rhodes**, OL **Dominique Robertson**, S **Elijah Shumate**, WR **Dez Stewart**, DL **Channing Ward** and T **Leonard Wester**.

May 5 – Signed OL **Caleb Benenoch** and DB **Ryan Smith**.

May 6 – Signed LB **Devonte Bond** and CB **Vernon Hargreaves III**.

May 7 – Signed TE **Danny Vitale**.

May 9 – Signed LB **Micah Awe**, DT **Travis Britz**, WR **Andre Davis** and T **Kelby Johnson**. Waived TE **Tim Brown**, LB **Tyson Coleman** and DT **Jontavious Morris**.

May 12 – Awarded S **John Lowdermilk** off of waivers from Minnesota. Signed WR **Freddie Martino** and DE **Noah Spence**. Waived S **Traveon Henry** and WR **Dez Stewart**.

May 17 – Signed DT **A.J. Francis**. Waived DT **Davon Coleman**.

May 19 – Waived K **Patrick Murray**.

May 24 – Placed S **John Lowdermilk** on the Reserve/Retired list.

May 26 – Signed CB **Javien Elliott** and S **Kimario McFadden**.

June 7 – Signed K **Roberto Aguayo**.

July 21 – Waived S **John Lowdermilk** from the Reserve/Retired list

July 23 – Awarded WR **Jonathan Krause** off of waivers from the Philadelphia Eagles. Waived (non-football injury) OL **Dominique Robertson**.

July 26 – Signed OL **Joel Hale**. Placed WR **Louis Murphy** and G **J.R. Sweezy** on Active/Physically Unable to Perform list. Placed S **Elijah Shumate** on Active/Non-Football Injury list. Waived OL **Garrett Gilkey** with a failed physical.

July 28 – Awarded CB **Daniel Davie** off of waivers from the Indianapolis Colts. Waived CB **Joel Ross**.

August 3 – Signed OL **Caylin Hauptmann**. Waived QB **Dan LeFevour**.

August 4 – Activated S **Elijah Shumate** from the Active/Non-Football Injury list.

August 5 – Signed DE **Martin Ifedi**. Placed DE **George Johnson** on Injured Reserve

August 6 – Waived OL **Caylin Hauptmann**.

August 8 – Signed OL **Kelvin Palmer**.

August 15 – Signed DT **Ishmaa'ily Kitchen**. Waived (injured) S **Elijah Shumate**.

August 20 – Released S **Elijah Shumate** with injury settlement.

August 22 – Signed T **Kyler Kerbyson**. Waived LB **Cassanova McKinzy**. Waived (injured) **Kelby Johnson**.

August 28 – Waived DT **Travis Britz**, CB **Daniel Davie**, WR **Andre Davis**, OL **Taylor Fallin**, LB **Jeremiah George**, DE **Martin Ifedi**, RB **Storm Johnson**, DT **Ishmaa'ily Kitchen**, S **Kimario McFadden**, P **Jacob Schum** and TE **Tevin Westbrook**. Released S **Major Wright**.

August 30 – Signed LB **Jeremiah George** and S **Kimario McFadden**. Placed WR **Louis Murphy** and G **J.R. Sweezy** on Reserve/Physically Unable to Perform list. Waived (injured) WR **Donteea Dye**. Waived OL **Joel Hale**.

September 3 – Waived C **Josh Allen**, LB **Micah Awe**, RB **Peyton Barber**, DE **Kourtnei Brown**, CB **Javien Elliot**, DT **A.J. Francis**, LB **Jeremiah George**, C **Ben Gottschalk**, RB **Russell Hansbrough**, S **Isaiah Johnson**, T **Kyler Kerbyson**, LB **Josh Keyes**, WR **Jonathan Krause**, WR **Freddie Martino**, S **Kimario McFadden**, OL **Kelvin Palmer**, LB **Luke Rhodes** and TE **Danny Vitale**. Released DT **Cliff Matthews**. Waived (injured) WR **Kenny Bell**, TE **Kivon Cartwright** and WR **Bernard Reedy**.

September 4 – Signed OL **Josh Allen**, LB **Micah Awe**, RB **Peyton Barber**, WR **Jeremy Butler**, CB **Javien Elliot**, C **Ben Gottschalk**, RB **Russell Hansbrough**, S **Isaiah Johnson**, LB **Josh Keyes** and WR **Freddie Martino** to practice squad.

September 6 – Signed WR **Cecil Shorts III**. Waived WR **Evan Spencer**.

September 7 – Waived (injured) RB **Mike James**.

September 8 – Promoted RB **Peyton Barber** from the practice squad to the active roster. Signed WR **Evan Spencer** to the practice squad.

September 9 – Released WR **Evan Spencer** from the practice squad.

September 10 – Promoted LB **Josh Keyes** from the practice squad to the active roster. Waived TE **Alan Cross**. Signed TE **Danny Vitale** to the practice squad. Released LB **Micah Awe** from the practice squad.

September 12 – Placed DE **Jacquies Smith** on Injured Reserve.

September 13 – Signed RB **Jacquizz Rodgers**. Signed TE **Alan Cross** and LB **Cameron Lynch** to practice squad.

September 14 – Signed DT **Rodney Coe** to the practice squad. Released RB **Russell Hansbrough** from the practice squad.

September 21 – Promoted WR **Freddie Martino** from the practice squad to the active roster. Waived LB **Josh Keyes**. Signed DE **Ryan Russell** to the practice squad.

September 23 – Signed LB **Josh Keyes**. Promoted TE **Alan Cross** from the practice squad to the active roster. Waived TE **Austin Seferian-Jenkins**. Placed LB **Devante Bond** on Injured Reserve.

September 23 – Signed WR **Jonathan Krause** to the practice squad.

October 3 – Signed DT **John Hughes III**. Waived LB **Josh Keyes** and WR **Freddie Martino**.

October 4 – Promoted WR **Jeremy Butler** from the practice squad to the active roster.

October 5 – Signed RB **Russell Hansbrough** and LB **Josh Keyes** to the practice squad. Released WR **Jonathan Krause** from the practice squad.

October 9 – Promoted LB **Cameron Lynch** from the practice squad to the active roster. Waived WR **Jeremy Butler**.

October 10 – Promoted RB **Russell Hansbrough** from the practice squad to the active roster. Placed RB **Charles Sims III** on Injured Reserve.

October 11 – Released LB **Josh Keyes** from the practice squad.

October 17 – Signed RB **Antone Smith**. Waived RB **Russell Hansbrough**. Signed WR **Donteea Dye**, S **Trae Elston**, WR **Freddie Martino** and TE **Tevin Westbrook** to the practice squad.

October 10 – Promoted WR **Donteea Dye** from the practice squad to the active roster. Placed WR **Vincent Jackson** on Injured Reserve. Signed RB **Russell Hansbrough** to the practice squad.

October 22 – Promoted WR **Freddie Martino** from the practice squad to the active roster. Waived WR **Donteea Dye**.

October 25 – Signed WR **Donteea Dye** to the practice squad.

November 1 – Signed RB **Mike James**. Waived CB **Johntan Banks**.

November 7 – Promoted RB **Russell Hansbrough** from the practice squad to the active roster. Placed DE **Howard Jones** and RB **Antone Smith** on Injured Reserve.

November 12 – Promoted C **Ben Gottschalk** and DE **Ryan Russell** from the practice squad to the active roster. Waived RB **Russell Hansbrough**.

November 15 – Signed DE **Kourtnei Brown**, RB **Russell Hansbrough** and OL **Kyler Kerbyson** to the practice squad. Released S **Trae Elston** from the practice squad.

November 16 – Awarded DT **Sealver Siliga** off of waivers from Seattle. Waived DL **Channing Ward**.

November 18 – Signed DL **Channing Ward** to the practice squad. Released DT **Rodney Coe** from practice squad.

November 22 – Promoted OL **Josh Allen** and CB **Javien Elliott** from the practice squad. Placed OL **Ben Gottschalk** on Injured Reserve. Signed OL **Mike Liedtke**, CB **Cody Riggs** and WR **Myles White** to the practice squad. Released RB **Russell Hansbrough** from practice squad.

TAMPA BAY BUCCANEERS' 2016 PERSONNEL LOG

(By Player and Coach)

Aguayo, Roberto **K**
June 7 Signed Contract

Anger, Bryan **P**
March 23 Signed Contract

Allen, Josh **C**
January 5 Signed Contract
September 3 Waived
September 4 Signed to practice squad
November 22 Promoted to active roster

Awe, Micah **LB**
May 9 Signed Contract
September 3 Waived
September 4 Signed to practice squad
September 10 Released from practice squad

Ayers Jr., Robert **DE**
March 14 Signed Contract

Banks, Johnthan **CB**
November 1 Waived

Barber, Peyton **RB**
May 2 Signed Contract
September 3 Waived
September 4 Signed to practice squad
September 8 Promoted to active roster

Barth, Connor **K**
May 2 Released

Bell, Kenny **WR**
September 3 Waived (injured)

Benenoch, Caleb **OL**
May 5 Signed Contract

Bond, Devonte **LB**
May 6 Signed Contract
September 23 Placed on Injured Reserve

Brown, Kourtnei **DE**
September 3 Waived
November 15 Signed to practice squad

Brown, Tim **FB**
May 2 Signed Contract
May 9 Waived

Britz, Travis **DT**
May 9 Signed Contract
August 28 Waived

Butler, Jeremy **WR**
September 4 Signed to practice squad
October 4 Promoted to the active roster
October 9 Waived

Byrd, Gill **Cornerbacks Coach**
January 11 Contract Expired

Carter, Bruce **LB**
March 8 Released

Cartwright, Kivon **TE**
May 2 Signed Contract
September 3 Waived (injured)

Coe, Rodney **DT**
September 14 Signed to practice squad
November 18 Released from practice squad

Coleman, Davon **DT**
February 5 Signed Contract
May 17 Waived

Coleman, Tyson **LB**
 May 2 Signed Contract
 May 9 Waived

Conte, Chris..... **S**
 January 1 Placed on Injured Reserve
 March 14 Signed Contract

Cross, Alan **FB**
 May 2 Signed Contract
 September 10 Waived
 September 13 Signed to practice squad
 September 23 Promoted to active roster

Cullen, Joe..... **Defensive Line Coach**
 January 11 Contract Expired

Davie, Daniel..... **CB**
 July 28 Awarded off of waivers (IND)
 August 28 Waived

Davis, Andre **WR**
 January 5 Signed Contract
 April 29 Waived
 May 9 Signed Contract
 August 28 Waived

DePaola, Andrew **LS**
 March 9 Tendered
 April 5 Signed Exclusive Rights Contract

Duffner, Mark..... **Linebackers Coach**
 January 19 Named linebackers coach

Dye, Donteea **WR**
 August 30 Waived (Injured)
 October 17 Signed to practice squad
 October 19 Promoted to active roster
 October 25 Signed to practice squad

Elliott, Javien..... **CB**
 May 26 Signed Contract
 September 3 Waived
 September 4 Signed to practice squad
 November 22 Promoted to active roster

Elston, Trae **S**
 October 17 Signed to practice squad
 November 15 Released from practice squad

Eubanks, Devin **LB**
 January 1 Promoted to active roster
 April 29 Waived

Everett, Antoine **G**
 January 5 Signed Contract
 April 29 Waived

Fallin, Taylor **T**
 May 2 Signed Contract
 August 28 Waived

Francis, A.J...... **DT**
 May 17 Signed Contract
 September 3 Waived

Frazier, Leslie **Defensive Coordinator**
 January 11 Contract Expired

George, Jeremiah..... **LB**
 March 9 Tendered
 April 5 Signed Exclusive Rights Contract
 August 28 Waived
 August 30 Signed Contract
 September 3 Waived

Gilkey, Garrett **OL**
 July 26 Waived (failed physical)

Gottschalk, Ben..... C
January 5 Signed Contract
September 3 Waived
September 4 Signed to practice squad
November 12 Promoted to active roster
November 22 Placed on Injured Reserve

Grimes, Brent CB
March 14 Signed Contract

Grossi, Zack Assistant to the Head Coach
January 19 Named assistant to the head coach

Hale, Joel OL
July 26 Signed Contract
August 30 Waived

Hansbrough, Russell RB
May 2 Signed Contract
September 3 Waived
September 4 Signed to practice squad
September 14 Released from practice squad
October 5 Signed to practice squad
October 10 Promoted to active roster
October 17 Waived
October 19 Signed to practice squad
November 7 Promoted to active roster
November 12 Waived
November 15 Signed to practice squad
November 22 Released from practice squad

Hargreaves III, Vernon CB
May 6 Signed Contract

Hauptmann, Caylin OL
August 3 Signed Contract
August 6 Waived

Hayes, Jay Defensive Line Coach
January 19 Named defensive line coach

Hayes-Stoker, Andrew Wide Receivers Coach
January 11 Contract Expired

Henry, Traveon..... S
May 2 Signed Contract
May 12 Waived

Hoke, Jon..... Secondary Coach
January 19 Named secondary coach

Holliman, Gerod S
January 5 Signed Contract
April 29 Waived

Hughes III, John DT
October 3 Signed Contract

Ifedi, Martin..... DE
January 5 Signed Contract
May 2 Waived
August 5 Signed Contract
August 28 Waived

Jackson, Vincent..... WR
October 19 Placed on Injured Reserve

James, Mike..... RB
September 7 Waived (injured)
November 1 Signed Contract

Johnson, George DE
August 5 Placed on Injured Reserve

Johnson, Isaiah..... S
May 2 Signed Contract
September 3 Waived
September 4 Signed to practice squad

Johnson, Kelby **T**
 May 9 Signed Contract
 August 22 Waived (injured)

Johnson, Storm..... **RB**
 April 25 Signed Contract
 August 28 Waived

Jones, Howard **DE**
 November 7 Placed on Injured Reserve

Kaczor, Nate **Special Teams Coordinator**
 January 19 Named special teams coordinator

Kerbyson, Kyler **OL**
 August 22 Signed Contract
 September 3 Waived
 November 15 Signed to practice squad

Keyes, Josh **LB**
 September 3 Waived
 September 4 Signed to practice squad
 September 10 Promoted to active roster
 September 21 Waived
 September 23 Signed Contract
 October 3 Waived
 October 5 Signed to practice squad
 October 11 Release from practice squad

Kitchen, Ishmaa'ily **DT**
 August 15 Signed Contract
 August 28 Waived

Koetter, Dirk **Head Coach**
 January 15 Named head coach

Krause, Jonathan..... **WR**
 July 23 Awarded off of waivers (PHI)
 September 3 Waived
 September 28 Signed to practice squad
 October 5 Released from practice squad

Lambert, DaVonte **DT**
 May 2 Signed Contract

LeFevour, Dan **QB**
 April 19 Signed Contract
 August 3 Waived

Liedtke, Mike **S**
 November 22 Signed to practice squad

Lott, Derrick..... **DT**
 January 5 Signed Contract
 April 29 Waived

Lowdermilk, John **S**
 May 12 Awarded off of waivers (MIN)
 May 24 Placed on Reserve/Retired list
 July 21 Waived from Reserve/Retired list

Lynch, Cameron..... **LB**
 September 13 Signed to practice squad
 October 9 Promoted to active roster

Mankins, Logan..... **G**
 March 7 Announced retirement

Marmie, Larry **Senior Defensive Assistant**
 January 11 Contract Expired

Martino, Freddie **WR**
 May 12 Signed Contract
 September 3 Waived
 September 4 Signed to practice squad
 September 21 Promoted to active roster
 October 3 Waived
 October 17 Signed to practice squad

Matthews, Cliff..... **DT**
February 5 Signed Contract
September 3 Released

Maxie, Brett..... **Defensive Backs Coach**
January 19 Named defensive backs coach

McDougald, Bradley **S**
March 9 Qualifying offer extended
April 5 Signed RFA Tender

McFadden, Kimario..... **S**
April 29 Waived
May 26 Signed Contract
August 28 Waived
August 30 Signed Contract
September 3 Waived

McKinzy, Cassanova **LB**
May 2 Signed Contract
August 22 Waived

McLaughlin, Brian..... **Scouting Assistant**
February 5 Promoted from Team Operations Assistant

Monken, Todd..... **Offensive Coordinator/Wide Receivers Coach**
January 19 Named linebackers coach

Morris, Jontavius **DT**
May 2 Signed Contract
May 9 Waived

Murphy, Louis **WR**
July 26 Placed on Active/PUP list
August 30 Placed on Reserve/PUP list

Murray, Patrick..... **K**
May 19 Waived

Nickerson, Hardy **Linebackers Coach**
January 11 Contract Expired

O'Dea, Kevin..... **Special Teams Coordinator**
January 11 Contract Expired

Palmer, Kelvin **OL**
August 8 Signed Contract
September 3 Waived

Rasco, Jermauria **DE**
February 5 Signed Contract
April 29 Waived

Reedy, Bernard **WR**
February 5 Signed Contract
September 3 Waived (injured)

Rhodes, Luke **RB**
May 2 Signed Contract
September 3 Waived

Riggs, Cody..... **CB**
November 22 Signed to practice squad

Roberts, C.J...... **CB**
January 5 Signed Contract
April 29 Waived

Robertson, Dominique **OL**
May 2 Signed Contract
July 23 Waived (non-football injury)

Robinson, Josh **CB**
March 14 Signed Contract

Rodgers, Jacquizz **RB**
September 13 Signed Contract

Ross, Joel..... **CB**
January 5 Signed Contract
July 28 Waived

Russell, Ryan **DE**
 September 21 Signed to practice squad
 November 12 Promoted to active roster
Schum, Jacob..... **P**
 August 28 Waived
Seferian-Jenkins, Austin **TE**
 September 23 Waived
Shepard, Russell..... **WR**
 March 9 Qualifying offer extended
 April 11 Signed RFA Tender
Shorts III, Cecil..... **WR**
 September 6 Signed Contract
Shumate, Elijah **S**
 May 2 Signed Contract
 July 26 Placed on Active/NFI list
 August 4 Activated from Active/NFI list
 August 15 Waived (Injured)
 August 20 Released with injury settlement
Siliga, Sealver..... **DT**
 November 16 Awarded off of waivers (SEA)
Sims III, Charles **RB**
 October 10 Placed on Injured Reserve
Smith, Antone..... **RB**
 October 17 Signed contract
 November 7 Placed on Injured Reserve
Smith, Daryl..... **LB**
 March 18 Signed Contract
Smith, Jacquies..... **DE**
 March 9 Tendered
 April 5 Signed Exclusive Rights Contract
 September 12 Placed on Injured Reserve
Smith, Lovie..... **Head Coach**
 January 6 Relieved of duties
Smith, Mikal..... **Safeties Coach**
 January 11 Contract Expired
Smith, Mike..... **Defensive Coordinator**
 January 15 Named defensive coordinator
Smith, Miles..... **Defensive Quality Control**
 January 11 Contract Expired
Smith, Ryan **DB**
 May 5 Signed Contract
Spence, Noah **DE**
 May 12 Signed Contract
Spencer, Evan **WR**
 September 6 Waived
 September 4 Signed to practice squad
 September 9 Released from practice squad
Spytek, John..... **Director of Player Personnel**
 February 16 Named director of player personnel
Stewart, Dez..... **WR**
 May 2 Signed Contract
 May 12 Waived
Sweezy, J.R. **G**
 March 10 Signed Contract
 July 26 Placed on Active/PUP list
 August 30 Placed on Reserve/PUP list
Tandy, Keith **S**
 March 8 Signed Contract
Vitale, Danny **TE**
 May 7 Signed Contract
 September 3 Waived
 September 10 Signed to practice squad

Ward, Channing **DE**
May 2 Signed Contract
November 16 Waived
November 18 Signed to practice squad
Weidinger, Andrew **Assistant Wide Receivers/Game Management**
January 19 Named assistant wide receivers/game management
Westbrook, Tevin **TE**
August 28 Waived
October 17 Signed to practice squad
Wester, Leonard **T**
May 2 Signed Contract
White, Myles **RB**
November 22 Signed to practice squad
Wright, Major **S**
August 28 Released