



NEWS RELEASE

November 29, 2016

Seahawks Face the Panthers for the Seventh Time in the Last Five Seasons



Seahawks vs. Panthers
Sunday, December 4
5:30 p.m. (PT), NBC
CenturyLink Field



2016 Schedule

Preseason (3-1)

Day	Date	Opponent	Time (PT)	TV
Sat.	8/13	at Kansas City	W	17-16
Thu.	8/18	Minnesota	L	18-11
Thu.	8/25	Dallas	W	27-17
Thu.	9/1	at Oakland	W	23-21

Regular Season (7-3-1)

Day	Date	Opponent	Time (PT)	TV
Sun.	9/11	Miami	W	12-10
Sun.	9/18	at Los Angeles	L	9-3
Sun.	9/25	San Francisco	W	37-18
Sun.	10/2	at N.Y. Jets	W	27-17
Sun.	10/9	Bye Week		
Sun.	10/16	Atlanta	W	26-24
Sun.	10/23	at Arizona	T (ot)	6-6
Sun.	10/30	at New Orleans	L	25-20
Mon.	11/7	Buffalo	W	31-25
Sun.	11/13	at New England	W	31-24
Sun.	11/20	Philadelphia	W	26-15
Sun.	11/27	at Tampa Bay	L	14-5
Sun.	12/4	Carolina	5:30 p.m.	NBC
Sun.	12/11	at Green Bay	1:25 p.m.	FOX
Thu.	12/15	Los Angeles	5:25 p.m.	NBC/NFL
Sat.	12/24	Arizona	1:25 p.m.	FOX
Sun.	1/1/17	at San Francisco*	1:25 p.m.	FOX

*Game time subject to NFL Flexible Scheduling

Table of Contents

Page	Note
2	What to Look for vs. Carolina
3	Series vs. Carolina
4-6	Team Notes
7	Seahawks in Prime Time
8-9	Team Notes
10-12	Russell Wilson
13-16	Player Notes (by jersey number)
16	Special Teams Notes
11-12	Seahawks in prime time, Team Notes
17	Pete Carroll
18	Paul Allen's 20th Season as Chairman
19	Kenny Easley for Pro Football Hall of Fame
20-21	Statistics
22-25	Transactions, Participation Chart, How Built
26-28	Rosters, Depth Chart, Pronunciation Guide

Winners of 26, with one tie, of their last 37 games, 49, with one tie, of their last 67, and 58, with one tie, of their last 83 dating back to the final half of the 2011 season, Seattle returns to prime time where it's **posted an NFL-best 17-3-1 combined record** in Sunday, Monday and Thursday night games since 2010, and **outscored opponents 517-288**.

Seattle is 10-1 at home in prime time games since 2010 and 32-5 at home since 2012, ranking first in wins (32), point differential (+451) and turnover margin (+36), while ranking second in takeaways (72).

Broadcast Information

Television	NBC	Al Michaels (play-by-play)
	(channel 5 in Seattle)	Cris Collinsworth (analyst)
		Michele Tafoya (sidelines)
National Radio	Westwood One	Kevin Kugler (play-by-play)
		James Lofton (analyst)
Local Radio	710 ESPN Seattle	Steve Raible (play-by-play)
	KIRO Radio 97.3	Warren Moon (analyst)
		Jen Mueller (sidelines)

This Week's Schedule

Wednesday, November 30

- 12:25 p.m. Head Coach Pete Carroll press conference
- 12:40 p.m. CB Richard Sherman available
- 1:45 p.m. Practice*
- Darrell Bevell, coaches available after practice
- 2:00 p.m. Panthers LB Thomas Davis conference call
- 2:30 p.m. Panthers Head Coach Ron Rivera conference call

Thursday, December 1

- 12:30 p.m. QB Russell Wilson available
- 12:45 p.m. Open locker room
- 1:45 p.m. Practice*
- Kris Richard, coaches available after practice

Friday, December 2

- 12:30 p.m. Practice*
- 2:00 p.m. Coach Carroll available; open locker room

Saturday, December 3

No media availability

Sunday, December 4

- 5:30 p.m. Seahawks vs. Panthers

Monday, December 5

- 3:00 p.m. Head Coach Pete Carroll press conference

*Local TV cameras may shoot the first 5-10 minutes of practice

What to Look for



Team

- * Seattle's nine giveaways are the sixth-fewest in the NFL.
- * Seattle's 81.7 opponent passer rating ranks fourth in the NFC (5th NFL).
- * Seattle has not lost by more than 10 points in its last 84 regular season games (94 games including playoffs), an NFL record.
- * Seattle's NFL-record streak of 88 regular season games (98 games including playoffs) where it has led or been within one score in the fourth quarter came to an end at Tampa Bay (11/27).

The previous time the Seahawks had not been in the lead or within a score in the fourth quarter was at Pittsburgh (9/18/11), a 24-0 loss.

- * Seattle has led the NFL in points allowed during a span of unprecedented combined scoring numbers in league history. Last season's 11,680 combined points scored in games was the second-most in NFL history, while the Seahawks led the league in scoring defense for the fourth-consecutive season... **this season Seattle ranks first in scoring defense, allowing 187 points (17.0 ppg).**

Pete Carroll

- * With the win vs. Philadelphia (11/20), became the 39th head coach in NFL history to reach 100 regular season wins.

Cliff Avril - Houses for Haiti

- * With every sack he records, he is donating money to New Story Charity to build a house in Haiti for the communities that were affected by Hurricane Matthew.
- * Needs one more sack to tie his career-high of 11.0.
- * Needs 6.5 more sacks to tie the franchise-record for most sacks in a single-season (16.5, Michael Sinclair in 1998).

Doug Baldwin

- * Needs 267 yards to move in to fourth-place on Seattle's all-time receiving yards list with 4,860.
- * At Los Angeles (9/18), passed Joey Galloway for sixth-place on Seattle's all-time receptions list (currently has 335).
- * Needs one touchdown to move in to fifth-place on Seattle's all-time receiving touchdowns list with 35.
- * Needs one touchdown to move in to 10th place on Seattle's all-time total touchdowns list with 35.
- * Needs three more receiving touchdowns to tie for third-place on Seattle's all-time receiving touchdowns list with 37 (Joey Galloway) and four more to rank third with 38.

Michael Bennett

- * Needs 1.0 sack to move in to tenth-place on Seattle's all-time sacks list with 29.5.

Steven Hauschka

- * With a field goal this Sunday, he will have made at least one field goal in 15 straight games, setting a franchise-record.

- * His 164 field goals made for Seattle are a franchise-record.
- * With his points at Tampa Bay (11/27), he has scored in 89 consecutive games, a franchise-record.

Jon Ryan

- * Has played in 138 consecutive games for Seattle, a franchise-record.

Richard Sherman

- * Tied for third in the NFC (T4th NFL) with four interceptions.
- * Needs two interceptions to tie Kenny Easley for fourth-place on Seattle's all-time interceptions list with 32.

Earl Thomas

- * Ranks in sixth-place in franchise history with 23 interceptions.
- * Missed the first game of career at Tampa (11/27) that broke a string of 118 straight starts (106 regular season, 12 postseason).
- * Ranks first in franchise history with 106 straight starts for a defensive player (Cortez Kennedy - 100).

Bobby Wagner

- * With 15 tackles vs. Philadelphia (11/20), became the the first player in Seattle history to record 100-tackles in five consecutive seasons.
- * Leads the NFL with 118 tackles (64 solo).

Russell Wilson

- * Since becoming a Day 1 starter his rookie season, and not missing a start, Wilson became the fastest quarterback to win 50 games in NFL history.
- * With a win this weekend, Wilson will tie for second-place for most wins by a quarterback in his first five seasons with 54 wins (playing in only his 76th game).

Most Wins in a QB's First Five Seasons

Matt Ryan, Atl	56
Joe Flacco, Bal	54
Russell Wilson, Sea	53
Ben Roethlisberger, Pit	51
Andy Dalton, Cin	50
Tom Brady, NE	48
Dan Marino, Mia	48

- * With a start this Sunday, he will have started every game played with 86 (76 regular season, 10 postseason).
- * Facing San Francisco (9/24), passed Jim Zorn for third-place on Seattle's all-time touchdown passes list (currently has 117).
- * Needs 24 rushing yards to move in to eighth-place on Seattle's all-time rushing yards list with 2,613.
- * At New England (11/13), threw for 348 yards with three touchdowns and no interceptions, giving him 27 games with multiple touchdown passes and no interceptions, the most by a player in his first five seasons in NFL history.

Series vs. Carolina



Regular Season: Seahawks lead 5-3

October 8, 2000	L	@	26-3	72,192
October 31, 2004	W		23-17	66,214
December 16, 2007	L	@	13-10	73,421
December 5, 2010	W		31-14	66,577
October 7, 2012	W	@	16-12	72,676
September 8, 2013	W	@	12-7	73,294
October 26, 2014	W	@	13-9	74,042
October 18, 2015	L		27-23	69,020

Record in Seattle 2-1
 CenturyLink Field 2-1

Record at Carolina 3-2
 Bank of America Stadium 3-2

Current Streaks Carolina won last meeting

Longest Win Streaks
 Seahawks 4, 2010-14
 Panthers 1, 2000, 2007, 2015-

Last Game Played in...
 Seattle Panthers 27, Seahawks 23 (10/18/15)
 Carolina Seahawks 13, Panthers 9 (10/26/14)

Total Points in Series
 Seahawks 131 (16.4)
 Panthers 125 (15.6)

Largest Margin of Victory
 Seahawks 17 points, 31-14 (12/5/10)
 Panthers 23 points, 26-3 (10/8/00)

Combined Points
 Highest 50 (Panthers win 27-23 on 10/18/15)
 Lowest 19 (Seahawks win 12-7 on 9/8/13)

Shutouts
 Seahawks None
 Panthers None

Pete Carroll vs. Panthers (Regular Season) 4-1
 With Seattle 4-1
 With New England 0-0
 With N.Y. Jets 0-0
 Playoffs 1-1

Ron Rivera vs. Seahawks (Regular Season) 1-3
 With Carolina 1-3
 Playoffs 1-1

Head-to-Head Comparison

2016 Regular Season	Seahawks	Panthers
Record	7-3-1	4-7
Total Yards Gained	3,761	3,881
Total Offense (NFL Rank)	341.9 (17)	352.8 (14)
Rush Offense	88.9 (27)	109.5 (13)
Pass Offense	253.0 (14)	243.4 (19)
Points Per Game	20.4 (23)	25.1 (10)
Total Yards Allowed	3,692	3,900
Total Defense	335.6 (7)	354.5 (17)
Rush Defense	100.2 (T14)	79.4 (2)
Pass Defense	235.5 (10)	275.2 (29)
Points Allowed/Game	17.0 (1)	25.5 (24)
Possession Avg.	28:23	30:57
Sacked/Yds. Lost	26/205	27/208
Sacks Made/Yds. Lost	31/200	32/189
Interceptions By	10	11
Penalties/Yds.	82/710	73/621
Punts/Avg.	56/44.9	52/48.3
Turnover Differential	+5 (5)	-5 (T23)

2016 Stat Leaders

	Seahawks	Panthers
Rushing	C.J. Prosise 172 (30-5.7-1)	Jonathan Stewart 461 (127-3.6-7)
Passing	Russell Wilson 2,865 (368-238-11-4-93.9)	Cam Newton 2,432 (339-189-13-8-81.4)
Receiving	Doug Baldwin 767 (61-12.6-5)	Greg Olsen 790 (58-13.6-3)
Scoring (Non kicker)	Doug Baldwin 30	Jonathan Stewart 42
Sacks	Cliff Avril 10.0	Mario Addison 6.5
Int.	Richard Sherman 4	Thomas Davis 3
Punting	Jon Ryan 45.7/40.3 net (20 In20)	Michael Palardy 46.7/38.3 net (2 In20)
Kicking	Steven Hauschka 84 (22/25 FG, 18/22 PAT)	Graham Gano 78 (18/22 FG, 24/27 PAT)

Top Single-Game Performances

	Seahawks	Panthers
Rushing Yards	Shaun Alexander 32-195-6.1-1 10/31/04	Tim Biakabutuka 23-103-4.5-0 10/8/00
Passing Yards	Russell Wilson 33-25-320-1-0 9/8/13	Steve Beuerlein 39-27-332-2-1 10/8/00
Receiving Yards	Jimmy Graham 8-140-17.5-0 10/18/15	Greg Olsen 7-131-18.7-1 10/18/15



119 Consecutive Sell Outs

Since the Seahawks trip to Super Bowl XL, NFC West crowns from 2004-07, 2010 and 2013-14, a Super Bowl XLVIII championship and Super Bowl XLIX appearance, Seattle's fans do not want to miss out on seeing their team in action. Since 2003, all but one game has sold out, giving the team 119 consecutive sell outs entering Week 13 of the 2016 season, including playoffs.

Fans set the CenturyLink Field attendance record (69,190) in Week 11 vs. Philadelphia (11/20).

For the third-consecutive year, Seattle posted at least a 99.5% season ticket renewal rate while selling all 61,000 available season tickets.

Training Camp presented by Safeway practices open to the public also sold out. In all, more than 34,000 fans attended the team's 12 open camp sessions.

152 False Starts at Home

Armed with the loudest fans in the NFL, CenturyLink Field and the 12s lead the NFL with 152 false start penalties since the 2005 season.

Opponent False Start Penalties at Home (2005-current)

	Games	Penalties	Average
Seattle Seahawks	93	152	1.63
Arizona Cardinals	86	142	1.65
Philadelphia Eagles	93	141	1.52
Detroit Lions	94	135	1.44
Houston Texans	94	135	1.44

83-34 NFC Home Record Since 2002

One thing that has been a constant from the early days of the Kingdom through the championship years of CenturyLink Field is that the 12s have given that extra edge to the Seahawks when playing in the Puget Sound.

Seattle has the NFC's best home winning percentage since moving to the NFC in 2002 with an 83-34 record, and is one of two teams with 80-plus wins during that span.

NFC Best Home Record Since 2002

Team	Record	Pct.
Seattle	83-34	.709
Green Bay	82-34-1	.705
Minnesota	75-42	.641
Atlanta	70-47	.598
Philadelphia	69-48	.590
Dallas	67-51	.568

1,537 Roster Transactions Since 2010; 25 Undrafted Players on 53-Man Roster

Since forming their relationship in 2010, General Manager John Schneider and Pete Carroll have put together the NFL's most competitive, deep and talented roster over the last seven seasons. Always competing to uncover players that fit the team's mindset, Seattle has made roughly 1,537 roster moves since 2010.

As a result of the numerous transactions, **Seattle has had 174 players play at least one NFL game, and 109 play at least 10 games** after being released, traded or un-signed after their time with Seattle since 2010.

Of the 53 players on Seattle's roster, 25 originally entered the league as undrafted free agents (14 with Seattle) and the remaining 28 were drafted (two in the first-round, five in the second-round, nine in the third-round, four in the fourth-round, five in the fifth-round, and three in the sixth-round), including 22 drafted by Seattle (exceptions: Avril, Graham, Jenkins, Moore, Rubin, Tripp).

Teams with the Most Undrafted Players

Seattle	25
Indianapolis	21
San Diego	21
Carolina	19
Chicago	19
Miami	19
New Orleans	19
Tampa Bay	19
Washington	19

8th-Youngest NFL Roster

The Seahawks have the eighth-youngest NFL roster after finishing last season as the 18th-youngest (26 years, 340 days).

Youngest NFL Rosters

Team	Years	Days
Cleveland	25	239
Los Angeles	25	256
Jacksonville	25	334
Green Bay	26	53
Denver	26	90
Kansas City	26	93
Chicago	26	103
Seattle	26	127
Tampa Bay	26	135
San Diego	26	169



NFL-Record 94 Straight Games of Not Losing by More than 10 Points

Seattle has not lost by more than 10 points in its last 84 regular season games (94 games including playoffs), an NFL record.

The Seahawks largest defeat since Week 9 (11/6/11) of 2011 was a 10-point loss at Green Bay (9/20/15), **a span of 57 games (65 including playoffs)**.

Largest Defeats Since Week 9 of 2011

Deficit	Score	Opponent	Date
10	27-17	at Green Bay	9/20/15
9	14-5	at Tampa Bay	11/27/16
9	30-21	at San Diego	9/14/14
7*	31-24	at Carolina	1/17/16
7	39-32	vs. Arizona	11/15/15
7	30-23	vs. Dallas	10/12/14
7	17-10	vs. Arizona	12/22/13
7	13-6	at San Francisco	10/18/12

* NFC Divisional Playoff

58-24-1 Record in Last 83 Games

Seattle has compiled a 58-24-1 record since the final half of the 2011 regular season and in those 24 losses, the average margin of victory for the opponent has been 5.2 points (125 points).

NFL-Record 98 Straight Games Within One Score in the 4th Quarter Ends

Seattle's NFL-record streak of 88 regular season games (98 games including playoffs) where it has led or been within one score in the fourth quarter came to an end at Tampa Bay (11/27).

The previous time the Seahawks were not in the lead or within a score in the fourth quarter was at Pittsburgh (9/18/11), a 24-0 loss.

Seattle's NFL-record of holding a lead at some point in **62 straight games** was snapped vs. St. Louis (12/27/15) last season.

4-Time Defending Leaders in Scoring Defense

Seattle has **led the NFL in scoring defense for four consecutive seasons** (2012-15), becoming the first defense in the Super Bowl era to accomplish that feat.

Cleveland led the league in scoring defense for a record five-straight seasons from 1953-57 in 12-game seasons.

Leading the NFL in Fewest Points Allowed for Four Straight Seasons, NFL History

Years	Team	PPG Avgs.
1953-57*	Cleveland Browns	13.5, 13.5, 18.2, 14.8, 14.3
2012-15	Seattle Seahawks	15.3, 14.4, 15.9, 17.3

* 12-game season

4 Years of Defensive Consistency; Top-5 Offense in 2015

Seattle has led the NFL in points allowed during a span of unprecedented combined scoring numbers in league history. Last season's 11,680 combined points scored in games was the second-most in NFL history.

On the offensive side of the ball, Seattle's **fourth-ranked offense set the franchise-record with 6,058 yards last season** (378.6 per game), breaking 2014's mark of 6,012 yards. It was the fourth-time in franchise history, first since 2005, with a top-5 offense and Seattle's 26.4 points per game tied for fourth in the NFL, marking the fourth time in franchise history with a top-5 scoring offense, first since 2005. Seattle's 423 points last season were the **second-most in franchise history** (2005).

Seahawks	2012	2013	2014	2015
Record	11-5	13-3	12-4	10-6
Total Yards Gained	5,610	5,424	6,012	6,058
Total Offense (NFL Rank)	350.6 (17)	339.0 (17)	375.8 (9)	378.6 (4)
Rush Offense	161.2 (3)	136.8 (4)	172.6 (1)	141.8 (3)
Pass Offense	189.4 (27)	202.3 (26)	203.1 (27)	236.9 (20)
Points Per Game	25.8 (9)	26.1 (T8)	24.6 (10)	26.4 (T4)
Total Yards Allowed	4,899	4,378	4,274	4,668
Total Defense	306.2 (4)	273.6 (1)	267.1 (1)	291.8 (2)
Rush Defense	103.1 (10)	101.6 (T7)	81.5 (3)	81.5 (1)
Pass Defense	203.1 (6)	172.0 (1)	185.6 (1)	210.3 (2)
Points Allowed/Game	15.3 (1)	14.4 (1)	15.9 (1)	17.3 (1)
Possession Avg.	31:36	29:57	32:11	31:40
Sacked/Yds. Lost	33/203	44/272	42/242	46/271
Sacks Made/Yds. Lost	36/247	44/298	37/234	37/255
Interceptions By	18	28	13	14
Penalties/Yds.	110/890	128/1,183	130/1,009	117/1,007
Punts/Avg.	65/45.6	76/41.6	62/43.4	68/45.7
Turnover Differential	+13 (T5)	+20 (1)	+10 (4)	+7 (T5)



6 TDs Allowed When Down 7+ Points

Seattle's dominant defense rises to the occasion when trailing by seven-plus points to give the offense the opportunity to win ball games by creating turnovers, goal-line stands and forcing field goals by the opposition.

Fewest Total TDs Allowed Since 2012

When Trailing by 7+ Points

Seattle	6
New England	14
Denver	25

Fewest Rushing & Passing TDs Allowed Since 2012

When Trailing by 7+ Points

Seattle	5
New England	11
Cincinnati	19

12,531 Team Rushing Yards Since '11

Seattle leads the NFL with 12,531 team rushing yards since 2011 and has rushed for 100 or more team rushing yards in 66 of its last 84 games.

Seattle's franchise-record 25-game streak of 100-plus rushing yards was snapped vs. St. Louis (12/27/15).

Most Team Rushing Yards Since 2011, NFL

Team	Yards
Seattle	12,531
Buffalo	12,090
Carolina	12,044
San Francisco	11,847
Minnesota	11,830

31 Team Sacks (2nd NFC, 4th NFL)

Seattle has two of the top sack leaders in the NFL in Cliff Avril (10.0, 1st NFC, T2nd NFL) and Frank Clark (7.5, T14th NFL). Their sacks have helped Seattle rank fourth in the NFL with 31.0 sacks this year.

Most Team Sacks, NFL

Team	Sacks
Denver	35.0
Buffalo	33.0
Carolina	32.0
Seattle	31.0
Tennessee	30.0

31-7 Nov. - Jan. Record Since 2012

Seattle's 31-7 regular season record in the months of November, December and January since 2012 is the best in the NFL.

Best Nov. - Jan. Regular Season Record Since 2012

Team	W	L	Pct.
Seattle	31	7	.816
Carolina	29	10	.744
New England	26	10	.722
Denver	28	11	.718

42-10 When Winning the T.O. Battle

Since 2010, Seattle is 42-10 when winning the turnover battle. It led the NFL in 2013 with 39 takeaways and a +20 differential, ranked fourth in the league in 2014 at +10 and finished last season tied for fifth at +7.

Seattle Record when Winning the Turnover Battle

Year	Record
2010	4-0
2011	6-2
2012	7-1
2013	10-1
2014	6-2
2015	4-4
2016	5-0
Totals	42-10

Turnover Differential Since 2011, NFL

Team	Take-aways			Give-aways			Diff
	Int	Fum	Total	Int	Fum	Total	
New England	93	68	161	49	39	88	+73
Seattle	105	57	162	53	46	99	+63
San Francisco	94	55	149	52	51	103	+46
Green Bay	102	41	143	54	47	101	+42
Carolina	94	64	158	76	51	127	+31

18-11-1 Road Record Since 2013

Seattle is 18-11-1 in its last 30 road games dating back to 2013 and posted an 8-6 record in its last 14 10 a.m. (PT) kickoff starts.

The Seahawks posted a franchise-best 6-2 road record in 2013 and 5-3 records in each of the last two seasons.

Best Road Records in Franchise History

Record	Year
6-2	2013
5-3	2015
5-3	2014
5-3	2005
5-3	1984
4-4	12 times



23-8 on Monday Night Football

Seattle is 23-8 all-time in Monday night play and currently has an 11-game winning streak on Mondays. Its .742 winning percentage to start the work week ranks first all-time in the NFL.

The Seahawks are 17-5 at home and have outscored opponents 279-117 in their last 11 appearances, including three shutouts.

Best All-Time Winning %, Monday Night Football

Seattle	23-8	.742
San Francisco	48-25	.658
Pittsburgh	44-24	.647
Oakland	38-27-1	.583
Indianapolis	22-16	.579

Seahawks on Monday Night Football (23-8)

Oct. 29, 1979	W	31-28	at Atlanta
Nov. 26, 1979	W	30-7	N.Y. Jets
Nov. 17, 1980	L	19-17	Oakland
Nov. 16, 1981	W	44-23	San Diego
Oct. 29, 1984	W	24-0	at San Diego
Nov. 12, 1984	W	17-14	L.A. Raiders
Sept. 23, 1985	L	35-24	L.A. Rams
Nov. 25, 1985	L	19-6	at San Francisco
Oct. 6, 1986	W	33-7	San Diego
Dec. 8, 1986	W	37-0	L.A. Raiders
Nov. 9, 1987	L	30-14	at N.Y. Jets
Nov. 30, 1987	L	37-14	L.A. Raiders
Nov. 28, 1988	W	35-27	L.A. Raiders
Dec. 4, 1989	W	17-16	Buffalo
Oct. 1, 1990	W	31-16	Cincinnati
Nov. 30, 1992	W (ot)	16-13	Denver
Nov. 1, 1999	W	27-7	at Green Bay
Oct. 2, 2000	L	24-17	at Kansas City
Oct. 14, 2002	L	28-21	San Francisco
Dec. 6, 2004	L	43-39	Dallas
Dec. 5, 2005	W	42-0	at Philadelphia
Nov. 6, 2006	W	16-0	Oakland
Nov. 27, 2006	W	34-24	Green Bay
Nov. 12, 2007	W	24-0	San Francisco
Dec. 12, 2011	W	30-13	St. Louis
Sept. 24, 2012	W	14-12	Green Bay
Oct. 28, 2013	W	14-9	at St. Louis
Dec. 2, 2013	W	34-7	New Orleans
Oct. 6, 2014	W	27-17	at Washington
Oct. 5, 2015	W	13-10	Detroit
Nov. 7, 2016	W	31-25	Buffalo

11 Straight Wins on Monday Night Football

Seattle defeated Buffalo, 31-25, on Monday Night Football (11/7), its 11th-consecutive win on Mondays. Its 11-game winning streak on MNF ranks as the second-longest streak since 1970 (Raiders, 14).

Most consecutive Monday Night Football wins since 1970

Dates	Team	Wins
9/22/75 - 12/7/81	Oakland	14
12/5/05 - present	Seattle	11
11/24/08 - 9/30/13	New Orleans	9
12/2/96 - 9/27/99	San Francisco	9

17-3-1 in Prime Time Games Since 2010

Since Pete Carroll took over in 2010, the Seahawks have turned in prime time performances in prime time games, posting a 17-3-1 combined record in Sunday, Monday and Thursday night games, and **outscoreing opponents 517-288**.

The Seahawks are 5-2-1 on Sunday Night Football, 7-0 on Monday Night Football and 5-1 on Thursday Night Football under Carroll, and are **10-1 at home in prime time games** dating back to 2010.

Seattle's Prime Time Games Under Pete Carroll (17-3-1)

Date	Opponent	W/L	Score
Sun, Jan. 2, 2011	vs. St. Louis	W	16-6
Thu, Dec. 1, 2011	vs. Philadelphia	W	31-14
Mon, Dec. 12, 2011	vs. St. Louis	W	30-13
Mon, Sept. 24, 2012	vs. Green Bay	W	14-12
Thu, Oct. 18, 2012	at San Francisco	L	13-6
Sun, Dec. 23, 2012	vs. San Francisco	W	42-13
Sun, Sept. 15, 2013	vs. San Francisco	W	29-3
Thu, Oct. 17, 2013	at Arizona	W	34-22
Mon, Oct. 28, 2013	at St. Louis	W	14-9
Mon, Dec. 2, 2013	vs. New Orleans	W	34-7
Thu, Sept. 4, 2014	vs. Green Bay	W	36-16
Mon, Oct. 6, 2014	at Washington	W	27-17
Thu, Nov. 27, 2014	at San Francisco	W	19-3
Sun, Dec. 21, 2014	at Arizona	W	35-6
Sun, Sept. 20, 2015	at Green Bay	L	27-17
Mon, Oct. 5, 2015	vs. Detroit	W	13-10
Thu, Oct. 22, 2015	at San Francisco	W	20-3
Su, Nov. 15, 2015	vs. Arizona	L	39-32
Sun, Oct. 23, 2016	at Arizona	T	6-6 (ot)
Mon, Nov. 7, 2016	vs. Buffalo	W	31-25
Sun, Nov. 13, 2016	at New England	W	31-24



.833 Winning % in Prime Time

Seattle has played its best football in prime time, as its 17-3-1 record and .833 winning percentage rank first in the NFL since Pete Carroll took over in 2010.

Best Record in Prime Time Games Since 2010

Team	W	L	T	Pct.
Seattle Seahawks	17	3	1	.833
New England Patriots	24	6	0	.800
Baltimore Ravens	16	7	0	.696
New Orleans Saints	19	9	0	.679

Largest Comebacks & Overtime Record

* Seattle's overtime record is 12-20-1 and 4-3-1 under Carroll.

Largest Comebacks in Franchise History

Points	Opponent	Score	Result
21	vs. Tampa Bay (11/3/13)	Trail 21-0	Won 27-24 (ot)
20	at Denver (12/10/95)	Trail 20-0	Won 31-27
18	at Oakland (12/14/97)	Trail 21-3	Won 22-21

Miscellaneous Notes

* The Seahawks have won 49 of their last 67 regular season games with one tie, and 58 of their last 83 with one tie dating back to the final half of the 2011 season. In that 49-17-1 run, Seattle is outscoring opponents 1,730 - 1,058 (25.8 ppg to 15.8 ppg).

* Since the beginning of 2012 (including playoffs), Seattle is 60-24-1. In the 24 losses, Seattle had a fourth-quarter lead in 16 of them, and were within one score and had a chance to win in the fourth quarter in seven of the eight games.

* Seattle's NFL-record streak of 98 games (including playoffs) where it has led or been within one score in the fourth quarter was snapped at Tampa Bay (11/27), a 14-5 loss. The previous time the Seahawks were not in the lead or within a score in the fourth quarter was at Pittsburgh (9/18/11), a 24-0 loss.

* Seattle's NFL record of holding a lead at some point in 62 straight games was snapped vs. St. Louis (12/27/15) last season.

* With the win over Green Bay (9/4/14), Seattle broke the NFL record for most consecutive games without losing by more than seven points. It was a streak of 46 games (including playoffs) that Seattle did not lose by more than a touchdown, breaking the Packers record of 45 games (including playoffs) from 2009-11. The Seahawks largest defeat since Week 9 (11/6/11) of 2011 was a 10-point loss at Green Bay (9/20/15) last season.

32-5 at Home Since 2012

The Seahawks have won 13 of their last 14 home openers since 2003. Since a 2008 loss, Seattle has won eight straight home openers by a combined score of 202-52 and during the 13-1 run, the Seahawks have outscored opponents 355-129.

Since 2012, Seattle is one of the best teams at home in four major categories.

Seattle's NFL Ranking for Last 37 Home Games

Wins

32	Seattle
32	Denver
31	New England
27	Green Bay
27	Minnesota

Point Differential

+451	Seattle
+449	New England
+441	Denver
+330	Green Bay
+268	Cincinnati

Takeaways

75	Carolina
72	Seattle
70	Arizona
69	Cincinnati
67	New England

Turnover Margin

+36	Seattle
+36	New England
+17	Green Bay
+15	Cincinnati
+15	Arizona

Longest Home Winning Streak

Franchise History

14	2012-13
12	2004-06
10	2002-04

Most Consecutive Games Won

Franchise History

11	2005
9	2012-13
8	1984



12 Flag Raisers at the Toyota Fan Deck

Just before every kickoff at CenturyLink Field, fans turn their attention to the Toyota Fan Deck in the south endzone with anticipation to see who is going to raise the team's signature 12 flag and turn CenturyLink Field in to a frenzy. From former Seahawks greats, to local celebrities and sports personalities, the flag has become a love affair for Seahawks supporters all over the Northwest and the spirit of community that the organization and fans share. Who will raise it next?

2016 Flag Raisers

Minnesota - Fire Fighter Daniel Lyon	Buffalo - Veteran Nate Boyer
Dallas - UFC Fighter Miesha Tate	Philadelphia - Mariners 2B Robinson Cano
Miami - Former Head Coach Jack Patera	Carolina -
San Francisco - NBA Guard Jamal Crawford	Los Angeles -
Atlanta - Musician Duff McKagan	Arizona -

27,766 Estimated Miles Flown During 2016 Season

The team strives to offer first-class amenities and that has not changed this season as Seattle has signed on with Delta Airlines as its 2016 official charter.

The Boeing 767 aircraft will carry the Seahawks "around the world" (a trip around the world is 25,000 miles) as they travel the third-most miles, 27,766.

2016 Total Miles Traveled (regular season)

- | | |
|-------------------|---------------|
| 1. Los Angeles | 35,952 |
| 2. Oakland | 31,622 |
| 3. Seattle | 27,766 |
| 4. San Francisco | 25,668 |
| 5. Miami | 25,548 |

Flight Times

Seattle is among the league leaders in miles traveled each season, and this year is no different. Tucked away in the Northwest, Seattle takes a while to reach via air travel, especially traveling east to west.

2016 Flight Times

Seattle to Kansas City - 2:55	Seattle to New Orleans - 4:04
Kansas City to Seattle - 3:22	New Orleans to Seattle - 4:31
Seattle to Oakland - 1:39	Seattle to New England - 4:52
Oakland to Seattle - 1:31	New England to Seattle - 5:31
Seattle to Los Angeles - 1:59	Seattle to Tampa Bay - 4:34
Los Angeles to Seattle - 2:18	Tampa Bay to Seattle - 5:39
Seattle to N.Y. Jets - 4:38	Seattle to Green Bay -
N.Y. Jets to Seattle - 5:11	Green Bay to Seattle -
Seattle to Arizona - 2:24	Seattle to San Francisco -
Arizona to Seattle - 2:27	San Francisco to Seattle -

69,190 Largest Home Attendance Record

With the addition of the Toyota Fan Deck in the south end zone, adding 1,000 new seats, Seattle's home attendance record has been broken and will add to the record books as the season unfolds.

Week 11's game with 69,190 fans vs. Philadelphia (11/20) broke the Seahawks old record of 69,084, established vs. Buffalo (11/7).

Largest Home Attendance, Franchise History

Att.	Opponent	Stadium	Date	W/L	Score
69,190	Philadelphia	CenturyLink Field	11/20/16	W	26-15
69,084	Buffalo	CenturyLink Field	11/7/16	W	31-25
69,080	St. Louis	CenturyLink Field	12/27/15	L	23-17
69,071	Atlanta	CenturyLink Field	10/16/16	W	26-24
69,055	Pittsburgh	CenturyLink Field	11/29/15	W	39-30
69,020	Carolina	CenturyLink Field	10/18/15	L	27-23
69,012	Miami	CenturyLink Field	9/11/16	W	12-10
69,010	San Francisco	CenturyLink Field	9/25/16	W	37-18
69,005	Detroit	CenturyLink Field	10/5/15	W	13-10
69,005	Arizona	CenturyLink Field	11/15/15	L	39-32

#3 Russell Wilson



100.4 Career Passer Rating

Wilson is just one of three players with a passer rating over 100.0 since 2012 with a club-record **100.4 career rating (2nd in NFL history)**.

He has 36-career 100-plus passer rating games in 75 starts, with the last coming at New England (11/13) with a 124.6 rating.

Russell Wilson Career Passing

Year	Att	Comp	Pct	Yards	TD	Int	Rating
2012	393	252	64.1	3,118	26	10	100.0
2013	407	257	63.1	3,357	26	9	101.2
2014	452	285	63.1	3,475	20	7	95.0
2015	483	329	68.1	4,024	34	8	110.1
2016	368	238	64.7	2,865	11	4	93.9
TOTAL	2,103	1,361	64.7	16,839	117	38	100.4

NFL Highest Passer Rating Since 2012

Player	Rating
Aaron Rodgers, GB	102.9
Drew Brees, NO	101.1
Russell Wilson, Sea	100.4
Tom Brady, NE	98.3
Tony Romo, Dal	97.3

117 Career Touchdown Passes

In the first 75 games of his career, Wilson has thrown 117 touchdown passes (third-most in club history) and the fifth-most in NFL history in a quarterback's first 75 games since being a Day 1 starter.

Most Passing TDs in a QB's First 75 Games, NFL History

160	Dan Marino, Mia
128	Peyton Manning, Ind
122	Andy Dalton, Cin
120	Andrew Luck, Ind
117	Russell Wilson, Sea

32 Home Wins to Begin Career

Wilson is 32-5 at home during his career, ranking first in NFL history in home wins to begin a career.

In those games, he carries a 103.5 passer rating (2nd NFL history) completing 629 of 980 passes (64.2%) for 8,157 yards with 59 touchdowns and 16 interceptions.

Most QB Home Wins to Begin a Career

Player	Record
Russell Wilson, Sea	32-5
Joe Flacco, Bal	32-5
Matt Ryan, Atl	31-4
John Elway, Den	26-6
Ben Roethlisberger, Pit	25-8
Dan Marino, Mia	23-8

53: Most Wins to Begin a Career

Wilson's 53 regular season wins in his first 75 games to begin a career are an NFL record, and already rank third in NFL history for most wins in a quarterback's first five seasons.

Most Regular Season Wins in a QBs First Five Seasons

Player	Years	Wins
Matt Ryan, Atl	2008-12	56
Joe Flacco, Bal	2008-12	54
Russell Wilson, Sea	2012-16	53
Ben Roethlisberger, Pit	2004-08	51
Andy Dalton, Cin	2011-14	50
Tom Brady, NE	2000-04	48
Dan Marino, Mia	1983-86	48

9 Combined 300-Yard Passing Games

Wilson has thrown for nine combined 300-yard passing games, with a career-high 385 yards at Atlanta (1/13/13).

Wilson's 300-Yard Passing Games

- 385* at Atlanta (1/13/13)
- 366* at Carolina (1/17/16)
- 348 at New England (11/13/16)**
- 345 vs. Pittsburgh (11/29/15)
- 339 at Arizona (12/21/14)
- 320 at Carolina (9/8/13)
- 313 at St. Louis (10/19/14)
- 310 vs. New Orleans (12/2/13)
- 309 at N.Y. Jets (10/2/16)**

* NFC Divisional Playoff Game

Top-11 Holder of QB Rushing Yards

Wilson holds the top-11 marks for rushing yards by a quarterback in franchise history.

His career-high 122 yards at Washington (10/6/14) also marked the most yards by a quarterback in Monday Night Football history.

At St. Louis (10/19/14), Wilson also became the **first player to record a 300-yard passing game and 100-yard rushing game in a single-game in NFL history**. He threw for 313 yards and rushed for 106.

He has four-career 100-yard rushing games.

Single-Game, Most Quarterback Rushing Yards, Club History

Player	Opponent	Att.	Yds.	Avg.	TD
Russell Wilson	at Was (10/6/14)	11	122	11.1	1
Russell Wilson	NYG (11/9/14)	14	107	7.6	1
Russell Wilson	at StL (10/19/14)	7	106	15.1	1
Russell Wilson	at Ind (10/6/13)	13	102	7.8	0
Russell Wilson	at Buf (12/16/12)	9	92	10.2	3
Russell Wilson	at Ari (12/21/14)	6	88	14.7	1
Russell Wilson	at TB (11/27/16)	8	80	10.0	0
Russell Wilson	at GB (9/20/15)	10	78	7.8	0
Russell Wilson	at Hou (9/29/13)	10	77	7.7	0

#3 Russell Wilson



2nd All-Time in Passer Rating

Russell Wilson's franchise-record 100.4 passer rating ranks second all-time in NFL history.

Highest Passer Rating, NFL History (min. 1,500 att.)

Player	Rating
Aaron Rodgers, GB	103.5
Russell Wilson, Sea	100.4
Tony Romo, Dal	97.1
Tom Brady, NE	97.0
Steve Young	96.8

2nd All-Time TD/INT Ratio

Russell Wilson's 3.08 TD/INT ratio ranks second all-time in NFL history.

Highest TD/INT Ratio, NFL History (min. 1,500 att.)

Player	TDs	INTs	Ratio
Aaron Rodgers, GB	284	72	3.94
Russell Wilson, Sea	117	38	3.08
Tom Brady, NE	446	151	2.95
Derek Carr, Oak	75	30	2.50
Colin Kaepernick, SF	66	29	2.28

2nd All-Time in Home Passer Rating

Russell Wilson's 103.5 passer rating at home ranks second all-time in NFL history.

Highest Passer Rating at Home, NFL History (min. 670 att.)

Player	Rating
Aaron Rodgers, GB	108.4
Russell Wilson, Sea	103.5
Drew Brees, NO	101.8
Steve Young	100.3
Peyton Manning	99.8

2nd All-Time in Home TD/INT Ratio

Russell Wilson's 3.69 TD/INT ratio at home ranks second all-time in NFL history.

Highest TD/INT Ratio at Home, NFL History (min. 670 att.)

Player	TDs	INTs	Ratio
Aaron Rodgers, GB	152	30	5.07
Russell Wilson, Sea	59	16	3.69
Tom Brady, NE	213	58	3.67
Drew Brees, NO	269	103	2.61
Peyton Manning	277	109	2.54

.713 Winning Percentage

Best Winning Percentage of Current Notable NFL Quarterbacks

Player	Record	Winning Pct.
Tom Brady, NE	178-52	.774
Russell Wilson, Sea	53-21-1	.713
Ben Roethlisberger, Pit	119-60	.665
Aaron Rodgers, GB	85-45	.654
Andrew Luck, Ind	40-25	.615
Andy Dalton, Cin	53-33-2	.614
Tony Romo, Dal	78-49	.614
Joe Flacco, Bal	81-52	.609
Matt Ryan, Atl	81-56	.591
Alex Smith, KC	75-55-1	.576
Drew Brees, NO	129-98	.568

Player	Record	Winning Pct.
Philip Rivers, SD	97-74	.567
Cam Newton, Car	49-38-1	.563
Eli Manning, NYG	105-89	.541
Carson Palmer, Ari	87-82-1	.515
Colin Kaepernick, SF	27-26	.509
Jay Cutler, Chi	68-71	.489
Kirk Cousins, Was	17-18-1	.486
Ryan Tannehill, Mia	36-39	.480
Matthew Stafford, Det	49-55	.471
Jameis Winston, TB	12-15	.444
Derek Carr, Oak	19-24	.442
Case Keenum, LA	9-15	.375
Blake Bortles, Jac	10-30	.250

3, 31, 9 & 35 Team Captains

In a vote by teammates, Russell Wilson will be the offensive captain for the fourth time in his five seasons, Kam Chancellor will be the defensive captain for the second time, while Jon Ryan (third time) shares special teams captain duties with first-timer DeShawn Shead.

117 Seattle Touchdown Passes

Russell Wilson ranks third in Seahawks history with 117 touchdown passes in his Seattle career.

Most Passing Touchdowns, Club History

- 195 Dave Krieg 1980-91
- 174 Matt Hasselbeck 2001-10
- 117 Russell Wilson 2012-**
- 107 Jim Zorn 1976-84
- 49 Jon Kitna 1997-00

#3 Russell Wilson



21 Fourth-Quarter/Overtime Comebacks in 85 Games

Wilson has 21 fourth-quarter or overtime comeback victories in 85 career games (regular and postseason).

He has three game-winning drives this season, had three game-winning drives last season, and directed come-from-behind victories in the 2013 and 2014 NFC Championship Games to advance Seattle to the Super Bowl.

In 2012, Wilson threw a game-winning touchdown pass in the final two minutes of regulation or overtime three times (vs. Green Bay, vs. New England, at Chicago), the most ever by a rookie since at least the 1970 merger, and won another (vs. St. Louis) with a 1-yard touchdown run.

His **21 fourth-quarter comebacks rank first in the NFL** since the beginning of 2012.

Russell Wilson 4th Quarter/OT Comebacks

Game	Score	Final	Play
vs. Green Bay (9/24/12)	trail 12-7	Won 14-12	24-yd. pass to Golden Tate at 0:00
vs. New England (10/14/12)	trail 23-17	Won 24-23	46-yd. pass to Sidney Rice at 1:18
at Chicago (12/2/12)	trail 14-10		14-yd. pass to Golden Tate at :24
	tied 17-17	Won 23-17 (ot)	13-yd. pass to Sidney Rice with 7:33 left in OT
vs. St. Louis (12/30/12)	tied 13-13	Won 20-13	1-yd. touchdown run at 1:39
at Washington (1/6/13)*	trail 14-13	Won 24-14	touchdown drive at 7:08
at Carolina (9/8/13)	trail 7-6	Won 12-7	43-yd. TD pass to Jermaine Kearse at 10:13
at Houston (9/29/13)	trail 20-6	Won 23-20 (ot)	45-yd. field goal drive with 3:19 left in overtime
vs. Tennessee (10/13/13)	tied 10-10	Won 20-13	29-yd. field goal drive at 11:23
vs. Tampa Bay (11/3/13)	trail 24-14	Won 27-24 (ot)	27-yd. field goal drive with 8:11 left in overtime
vs. San Francisco (1/19/14)^	trail 17-13	Won 23-17	35-yd. pass to Jermaine Kearse at 13:44
vs. Denver (9/21/14)	tied 20-20	Won 26-20	touchdown drive with 9:14 left in overtime
at Carolina (10/26/14)	trail 9-6	Won 13-9	23-yd. pass to Luke Willson at 0:47
vs. N.Y. Giants (11/9/14)	tied 17-17	Won 38-17	touchdown drive at 12:47
vs. St. Louis (12/28/14)	tied 6-6	Won 20-6	touchdown drive at 12:07
vs. Green Bay (1/18/15)^	tied 22-22	Won 28-22 (ot)	35-yd. pass to Jermaine Kearse with 11:41 left in OT
at Dallas (11/1/15)	trail 12-10	Won 13-12	24-yd. field goal drive at 1:04
vs. Pittsburgh (11/29/15)	trail 27-26	Won 39-30	30-yd. pass to Doug Baldwin at 8:12
at Minnesota (1/10/16)*	trail 9-0	Won 10-9	46-yd. field goal drive at 8:04
vs. Miami (9/11/16)	trail 10-6	Won 12-10	2-yd. pass to Doug Baldwin at 0:31
vs. Atlanta (10/16/16)	trail 24-23	Won 26-24	44-yd. field goal drive at 1:57
at New England (11/13/16)	trail 24-22	Won 31-24	23-yd. field goal drive at 8:56

* NFC Wild Card Game

^ NFC Championship Game

Most Game-Winning Drives in 4th Qtr./OT Since 2012 (Regular Season & Postseason)

Russell Wilson, Sea	21
Matthew Stafford, Det	20
Matt Ryan, Atl	17
Andrew Luck, Ind	16
Tony Romo, Dal	16
Joe Flacco, Bal	15

6-0 on Monday Night Football

Russell Wilson has won his first six starts on Monday Night Football, joining Neil O'Donnell (7-0) and Bob Griese (6-0) as the only quarterbacks to win their first six-plus starts in Monday Night Football history. Seattle defeated Buffalo, 31-25, in Week 9.

Quarterbacks to Win their First Six-Plus Starts on MNF

Neil O'Donnell	7-0
Russell Wilson	6-0
Bob Griese	6-0

Most Wins as a Starting QB on MNF Without a Loss

7	Neil O'Donnell
6	Russell Wilson

Player Notes (by number)



#4

Steven Hauschka

3rd Highest FG % in NFL History

Steven Hauschka's 87.0% career field goal percentage ranks third in NFL history and since 2011, he ranks fourth in the NFL in field goal percentage under 50 yards (91.4).

Highest Field Goal %, NFL History (min. 100 made)

Player	Pct.	FGM	FGA	Long
Dan Bailey, Dal	90.6	164	181	56
Justin Tucker, Bal	89.7	157	175	61
Steven Hauschka, Sea	87.0	180	207	58
Stephen Gostkowski, NE	86.9	292	336	57
Mike Vanderjagt	86.5	230	266	54

Highest Field Goal % Under 50 Yards Since 2011 (min. 75 att.)

Player	FGM	FGA	Pct.
Justin Tucker, Bal	132	138	95.7
Dan Bailey, Dal	140	149	94.0
Matt Bryant, Atl	133	145	91.7
Steven Hauschka, Sea	149	163	91.4
Nick Novak, Hou	127	139	91.4
Adam Vinatieri, Ind	137	150	91.3

14 Straight Games with a Made FG

Given the nickname Hausch-money, kicker Steven Hauschka has become one of the most consistent kickers in the NFL.

He has posted three straight seasons with 29-plus field goals made and 127-plus points. He set a career-high with a .943 conversion percentage in 2013 and tied the club-record with a 58-yard field goal made at Carolina (10/26/14). **He was a perfect six-for-six from 50+ last season.**

Most Consecutive Field Goals Made, Club History

30	Olindo Mare	2009-10
22	Steven Hauschka	2013
19	Steven Hauschka	2014-15
19	Steven Hauschka	2012-13

Most Consecutive Games Scoring a FG, Club History

14	Steven Hauschka	2015-16
14	Steven Hauschka	2011-12
12	Todd Peterson	1997-98
11	Steven Hauschka	2014-15

Longest Field Goal Made, Club History

58	Steven Hauschka	at Car	10/26/14
	Josh Brown	at GB	10/5/03
55	Josh Brown	vs. Dal	10/23/05

89 Consecutive Games Scoring

With his points at Tampa Bay (11/27), kicker Steven Hauschka has scored in 89 consecutive games, a franchise-record.

Most Consecutive Games Scoring, Club History

89	Steven Hauschka	2011-
84	Josh Brown	2003-07
80	Todd Peterson	1995-99

164 Field Goals Made for Seattle

Steven Hauschka set the franchise-record for career field goals made in Week 10 at New England (11/13).

Most Field Goals Made, Club History

164	Steven Hauschka	2011-
159	Norm Johnson	1982-90
126	Todd Peterson	1995-99

42 Touchbacks

Steven Hauschka ranks fifth in the NFC (7th NFL) with 42 touchbacks this season.

Most Touchbacks, NFL

55	Josh Lambo	San Diego
48	Matt Boshier	Atlanta
47	Dustin Hopkins	Washington
46	Dan Bailey	Dallas
45	Ryan Succop	Tennessee
44	Graham Gano	Carolina
42	Steven Hauschka	Seattle

#9

Jon Ryan

138 Consecutive Games Played

In his ninth season in Seattle, punter Jon Ryan holds franchise records for most punts (662), punt yards (29,738), punts inside the 20 (241) and longest punt (77).

Ryan has also played in a franchise-record 138 consecutive games.

Most Consecutive Games Played, Club History

138	Jon Ryan	2008-
135	Chris Gray	1998-2006
125	Joe Nash	1988-95

Player Notes (by number)



#25

Richard Sherman

30 Interceptions Since 2011

Richard Sherman had 24 interceptions in his first four seasons, tying for third-place in NFL history with Seahawks Ring of Honor safety Kenny Easley.

With a career-high eight interceptions in 2012 and 2013, he became the first player since Champ Bailey (2005-06) to record back-to-back seasons of at least eight interceptions.

Most Interceptions Since 2011

Player	No.
Richard Sherman, Sea	30
Reggie Nelson, Oak	24
Patrick Peterson, Ari	19
Earl Thomas, Sea	18
Aqib Talib, Den	18

92 Passes Defensed Since 2011

Despite quarterbacks avoiding Richard Sherman's side of the field in recent years, he still ranks first in the NFL with 92 passes defensed since 2011.

Most Passes Defensed Since 2011

Player	No.
Richard Sherman, Sea	92
Johnathan Joseph, Hou	83
Joe Haden, Cle	82
Aqib Talib, Den	75
Tramon Williams, Cle	75

Most Interceptions in Club History

Richard Sherman and Earl Thomas rank fifth and sixth on Seattle's all-time interceptions list, respectively.

Most Career Interceptions, Club History

Dave Brown, 1976-86	50
Eugene Robinson, 1985-95	42
John Harris, 1978-85	41
Kenny Easley, 1981-87	32
Richard Sherman, 2011-	30
Earl Thomas, 2010-	23
Marcus Trufant, 2003-12	21
Darryl Williams, 1996-99	20
Shawn Springs, 1997-2003	20
Keith Simpson, 1978-85	19

#29

Earl Thomas

118 Straight Games Started Streak Ends

Five-time Pro Bowler and three-time first-team AP All-Pro Earl Thomas ranks first in Seattle history with 106 consecutive games started for a defensive player, and second to guard Chris Gray's streak of 121.

Thomas' 118 consecutive games started streak (106 regular season, 12 postseason) ended at Tampa Bay (11/27, hamstring).

Most Consecutive Games Started, Club History

121	Chris Gray
106	Earl Thomas
100	Cortez Kennedy
92	Jacob Green
92	Eugene Robinson

#33

Kelcie McCray

108 Snaps Played

In the overtime tie at Arizona (10/23), McCray played an NFL season-high 108 snaps (95 defense, 13 special teams), subbing for an injured Kam Chancellor.

#54

Bobby Wagner

NFL Leading Tackler

With his 15-tackle performance in Week 11 vs. Philadelphia (11/20), he **became the first player in franchise history to record five-consecutive 100-tackle seasons.**

This season, he is on pace to eclipse the franchise single-season tackles mark and leads the league with 118 stops.

Leading Tacklers, NFL

Player	Total	Solo	Ast.
Bobby Wagner, Sea	118	64	54
Christian Kirksey, Cle	111	68	43
Zach Brown, Buf	107	70	37
Sean Lee, Dal	105	66	39
Luke Kuechly, Car	102	71	31

Most Tackles, Club History

Player	Year	Total	Solo	Ast.
1. Terry Beeson	1978	153	n/a	n/a
2. Chad Brown	1998	150	119	31
3. Anthony Simmons	2000	147	119	28
...				
10. Bobby Wagner	2016	118	64	54

Player Notes (by number)



#55 Frank Clark
#56 Cliff Avril

10.0 Sacks (1st NFC, T2nd NFL)

Cliff Avril leads Seattle with 10.0 sacks, just one off his career-high of 11.0 set in 2011 with Detroit while fellow linemate Frank Clark ranks second on the team (T15th NFL) with a career-high 7.5 sacks.

As a team, Seattle ranks fourth in the NFL with 31.0 sacks.

Most Sacks, NFL

- 12.5 Von Miller, Den
- 10.0 Cliff Avril, Sea**
10.0 Lorenzo Alexander, Buf
10.0 Dee Ford, KC
- 9.5 Vic Beasley, Atl
- 9.0 Brian Orakpo, Ten
9.0 Ryan Kerrigan, Was
9.0 Khalil Mack, Oak
- 8.5 Cameron Wake, Mia
- 8.0 five players tied
- 7.5 Frank Clark, Sea**

25 Sack/Fumbles First in the NFL

Cliff Avril's 25 sack/fumbles since 2008 rank first in the NFL.

Most Sack/Fumbles Since 2008

25	Cliff Avril	Seattle
24	Robert Mathis	Indianapolis
23	Tamba Hali	Kansas City
20	DeMarcus Ware	Denver

#72
Michael Bennett

Top-10 Seahawks Sack Leaders

Michael Bennett is 1.0 sack away from moving in to tenth-place on the Seahawks all-time sacks leaders list.

Most Sacks, Franchise History

- 116.0 Jacob Green, 1980-91
- 73.5 Michael Sinclair, 1991-01
- 63.0 Jeff Bryant, 1982-93
- 58.0 Cortez Kennedy, 1990-2000
- 48.0 Chad Brown, 1997-2004
- 47.5 Joe Nash, 1982-96
- 38.0 Chris Clemons, 2010-13
- 37.5 Rufus Porter, 1988-94
- 32.0 Cliff Avril, 2013-**
- 29.0 Rocky Bernard, 2002-08
- 28.5 Michael Bennett, 2013-**

#74
George Fant

From Power Forward to Tackle

Rookie George Fant started as an injury replacement and has now taken over left tackle duties.

He was a four-year starter on Western Kentucky's basketball team and used his fifth-year of eligibility to play tight end and defensive line for the Hilltoppers, his first football action since the eighth grade. He recorded one catch for seven yards and two assisted tackles.

He ranked 13th in scoring and eighth in rebounding at the time of his departure and was a three-time all-conference selection as a basketball player.

George Fant's Western Kentucky Basketball Career

Year	GP/GS	FG%	FT%	Reb.	Avg.	Pts.	Avg.
2011-12	31/24	.476	.664	188	6.1	321	10.4
2012-13	35/35	.482	.605	232	6.6	447	12.8
2013-14	31/31	.530	.548	206	6.6	412	13.3
2014-15	32/32	.530	.620	268	8.4	441	13.8
Totals	129/122	.506	.604	894	6.9	1,621	12.6

#88
Jimmy Graham

100 Yard Games Back-to-Back

Jimmy Graham became the first tight end in franchise history to record back-to-back 100 yard games in Weeks 3-4, and holds four of the top-nine 100-yard games in franchise history.

100-yard Games by a TE, Franchise History

Player	Att.	Yards	Avg.	LG	TD
Jimmy Graham vs. Car (10/18/15)	8	140	17.5	45	0
Charle Young at SD (10/9/83)	7	140	20.0	43	0
Luke Willson at Ari (12/21/14)	3	139	46.3	80t	2
Itula Mili at SD (12/29/02)	7	119	17.0	49	0
Jimmy Graham at NYJ (10/2/16)	6	113	18.8	27	0
John Carlson at Dal (11/27/08)	6	105	17.5	33	0
Anthony McCoy vs. Ari (12/9/12)	3	105	35.0	67	0
Jimmy Graham vs. Buf (11/7/16)	8	103	12.9	18t	2
Jimmy Graham vs. SF (9/25/16)	6	100	16.7	40	1

5 100-Yard Games Since 2014

Jimmy Graham has three 100-yard games this season, and since 2014, his five 100-yard games ranks third in the NFL.

100-yard Games by a TE Since 2014, NFL

Rob Gronkowski, NE	11
Greg Olsen, Car	8
Jimmy Graham, Sea	5
Martellus Bennett, NE	5

Player Notes (by number)



#89 Doug Baldwin

335 Seahawks Receptions

In Week 2 at Los Angeles (9/18), Doug Baldwin passed Joey Galloway for sixth-place on Seattle's all-time receptions list.

Most Receptions, Club History

1. 819 Steve Largent 1976-89
2. 581 Brian Blades 1988-98
3. 471 John L. Williams 1986-93
4. 441 Darrell Jackson 2000-06
5. 399 Bobby Engram 2001-08
6. **335 Doug Baldwin 2011-**
7. 283 Joey Galloway 1995-99
8. 244 Koren Robinson 2001-04, '08

34 Seahawks Receiving Touchdowns

In Week 10 at New England (11/13), Doug Baldwin tied Brian Blades on Seattle's all-time receiving touchdowns list.

Most Receiving Touchdowns, Club History

1. 100 Steve Largent 1976-89
2. 47 Darrell Jackson 2000-06
3. 37 Joey Galloway 1995-99
4. 36 Daryl Turner 1984-87
5. **34 Doug Baldwin 2011-**
- 34 Brian Blades 1988-98
7. 21 Sam McCullum 1976-81
8. 18 Bobby Engram 2001-08

4,593 Seahawks Receiving Yards

Doug Baldwin ranks fifth in Seahawks history with 4,593 receiving yards.

Most Receiving Yards, Club History

1. 13,089 Steve Largent 1976-89
2. 7,620 Brian Blades 1988-98
3. 6,445 Darrell Jackson 2000-06
4. 4,859 Bobby Engram 2001-08
5. **4,593 Doug Baldwin 2011-**
6. 4,457 Joey Galloway 1995-99
7. 4,151 John L. Williams 1986-93
8. 3,567 Koren Robinson 2001-04, '08
9. 3,409 Sam McCullum 1976-81
10. 2,347 Deion Branch 2006-10

Seattle All-Time Total Touchdowns List

In Week 10 at New England (11/13), Doug Baldwin tied Brian Blades on Seattle's all-time total touchdowns list.

Most Total Touchdowns, Club History

1. 112 Shaun Alexander 2000-07
2. 101 Steve Largent 1976-89
3. 65 Marshawn Lynch 2010-15
4. 62 Curt Warner 1983-89
5. 48 Chris Warren 1990-97
6. 47 Darrell Jackson 2000-06
7. 42 Joey Galloway 1995-99
8. 38 Sherman Smith 1976-82
9. 36 Daryl Turner 1984-87
10. **34 Doug Baldwin 2011-**
- 34 Brian Blades 1988-98

13 Special Teams Scores Since 2010

It takes all three phases to win in the NFL and special teams coach Brian Schneider has put together one of the best special teams units in the NFL over the last seven seasons.

Seattle Special Teams Scores Since 2010

Play	Game	Date	Play	Game	Date
101-yd. KOR by Leon Washington	vs. SD	9/26/10	Muffed punt in endzone TD, Malcolm Smith	vs. Ari	12/9/12
99-yd. KOR by Leon Washington	vs. SD	9/26/10	90-yd. blocked field goal TD, Richard Sherman	vs. SF	12/23/12
10-yd. blocked punt TD, Earl Thomas	vs. KC	11/28/10	blocked punt out of endzone, Jermaine Kearse	at Ind	10/6/13
92-yd. KOR by Leon Washington	vs. SF	12/12/10	25-yd. blocked punt TD, Mike Morgan	vs. Dal	10/12/14
17-yd. blocked punt TD, Mike Robinson	vs. StL	11/12/11	57-yd. punt return by Tyler Lockett	at StL	9/13/15
3-yd. blocked punt TD, Jeron Johnson	vs. Dal	9/16/12	105-yd. kickoff return by Tyler Lockett	vs. Chi	9/27/15
98-yd. KOR by Leon Washington	at Mia	11/25/12			

Most Blocks Since 2010

- 21 Oakland
- 18 **Seattle**
- 17 Arizona
- 16 Miami
- 13 Chicago

Most TDs/Safeties Since 2010

- 15 Minnesota
- 14 Philadelphia
- 14 Baltimore
- 13 **Seattle**
- 10 Denver

Most Takeaways on Punt/KOR Since 2010

- 20 Oakland
- 16 N.Y. Giants
- 15 Kansas City
- 14 **Seattle**
- 14 New England



100 Combined Career Wins Club

Pete Carroll ranks 38th in NFL history with 109 combined wins and became the 39th coach in NFL history with 100 wins in the regular season.

Most Combined Wins in NFL History

Coach	Regular Season				Postseason			Combined			
	W	L	T	Pct.	W	L	Pct.	W	L	T	Pct.
31. George Allen	116	47	5	.712	2	7	.222	118	54	5	.686
Norv Turner	114	122	1	.483	4	4	.500	118	126	1	.484
33. Mike McCarthy, GB	109	61	1	.640	8	7	.533	117	68	1	.632
Dennis Green	113	94	0	.546	4	8	.333	117	102	0	.534
35. Marvin Lewis, Cin	115	101	3	.532	0	7	.000	115	108	3	.515
36. Don Coryell	111	83	1	.572	3	6	.333	114	89	1	.561
37. John Madden	103	32	7	.759	9	7	.563	112	39	7	.739
38. Pete Carroll, Sea	100	70	1	.587	9	6	.600	109	76	1	.589
39. Ray (Buddy) Parker	104	75	9	.581	3	1	.750	107	76	9	.585
40. Vince Lombardi	96	34	6	.739	9	1	.900	105	35	6	.750
Tom Flores	97	87	0	.527	8	3	.727	105	90	0	.538
42. Bill Walsh	92	59	1	.609	10	4	.714	102	63	1	.617
43. Jon Gruden	95	81	0	.540	5	4	.556	100	85	0	.541

109 Career Wins for Pete Carroll (Regular + Postseason)

Pete Carroll is the seventh active coach and 43rd coach in NFL history with 100 combined wins.

Year	Team	W	L	T	Pct.	Finish
1994	N.Y. Jets	6	10	0	.375	5th, AFC East
1997	New England	10	6	0	.625	1st, AFC East
						<i>Wild Card victory vs. Miami, 17-3</i>
						<i>Divisional Playoff loss at Pittsburgh, 7-6</i>
1998	New England	9	7	0	.563	4th, AFC East
						<i>Wild Card loss at Jacksonville, 25-10</i>
1999	New England	8	8	0	.500	T4th, AFC East
2010	Seattle	7	9	0	.438	1st, NFC West
						<i>Wild Card victory vs. New Orleans, 41-36</i>
						<i>Divisional Playoff loss at Chicago, 35-24</i>
2011	Seattle	7	9	0	.438	3rd, NFC West
2012	Seattle	11	5	0	.688	2nd, NFC West
						<i>Wild Card victory at Washington, 24-14</i>
						<i>Divisional Playoff loss at Atlanta, 30-28</i>
2013	Seattle	13	3	0	.813	1st, NFC West
						<i>Divisional Playoff victory vs. New Orleans, 23-15</i>
						<i>Championship Game victory vs. San Francisco, 23-17</i>
						<i>Super Bowl XLVIII victory vs. Denver, 43-8</i>
2014	Seattle	12	4	0	.750	
						<i>Divisional Playoff victory vs. Carolina, 31-17</i>
						<i>Championship Game victory vs. Green Bay, 28-22</i>
						<i>Super Bowl XLIX loss vs. New England, 28-24</i>
2015	Seattle	10	6	0	.600	2nd, NFC West
						<i>Wild Card victory at Minnesota, 10-9</i>
						<i>Divisional Playoff loss at Carolina, 31-24</i>
2016	Seattle	7	3	1	.682	
Reg. Season (11 Yrs.)		100	70	1	.587	
Postseason (7 Yrs.)		9	6	0	.600	
Combined Record		109	76	1	.589	17



20th Season as Seahawks Chairman

Paul Allen enters his 20th season as Seahawks chairman after purchasing the franchise on June 30, 1997, after a public-private partnership was crafted and approved by Washington state voters to build a new stadium, CenturyLink Field.

In his championship vision, he has witnessed the most successful stretch in Seahawks history, including the franchise's first Super Bowl title after the 2013 season, a 43-8 victory over the Denver Broncos in Super Bowl XLVIII.

"As an owner who was born and raised here, it's a very special moment and the fulfillment of a dream, not just for me, but for everyone on the team," Mr. Allen said postgame.

Seattle ranks in the top-10 in wins and top-five in multiple postseason categories since the 1997 season.

Most Regular Season Wins Since 1997

Most Regular Season Wins Since 1997

Team	W	L	T	Pct.
1. New England Patriots	223	92	0	.708
2. Green Bay Packers	198	116	1	.630
3. Denver Broncos	194	121	0	.616
Pittsburgh Steelers	194	120	1	.617
5. Indianapolis Colts	192	123	0	.610
6. Baltimore Ravens	175	139	1	.557
7. Seattle Seahawks	174	140	1	.554
8. Philadelphia Eagles	171	142	2	.546
9. N.Y. Giants	168	146	1	.535
10. Minnesota Vikings	166	148	1	.529

Most Combined Wins Since 1997

Team	W	L	T	Pct.
1. New England Patriots	246	103	0	.705
2. Green Bay Packers	210	129	1	.619
3. Denver Broncos	208	129	0	.617
4. Pittsburgh Steelers	208	129	1	.617
5. Indianapolis Colts	204	136	0	.600
6. Baltimore Ravens	190	147	1	.564
7. Seattle Seahawks	186	150	1	.553
8. Philadelphia Eagles	181	152	2	.543
9. N.Y. Giants	178	152	1	.539
10. Minnesota Vikings	172	157	1	.523

Most Postseason Wins Since 1997

Team	W	L	T	Pct.
1. New England Patriots	23	11	0	.676
2. Baltimore Ravens	15	8	0	.652
3. Denver Broncos	14	8	0	.636
Pittsburgh Steelers	14	9	0	.609
5. Seattle Seahawks	12	10	0	.545
Green Bay Packers	12	13	0	.480
Indianapolis Colts	12	13	0	.480
8. N.Y. Giants	10	6	0	.625
Philadelphia Eagles	10	10	0	.500
10. San Francisco 49ers	8	7	0	.533

Most Playoff Appearances Since 1997

- 15 New England Patriots
- 14 Green Bay Packers
- 14 Indianapolis Colts
- 11 Seattle Seahawks**
- 11 Denver Broncos
- 11 Pittsburgh Steelers

Most Division Titles Since 1997

- 14 New England Patriots
- 10 Indianapolis Colts
- 9 Green Bay Packers
- 8 Seattle Seahawks**
- 8 Pittsburgh Steelers

Most Super Bowl Appearances Since 1997

- 6 New England Patriots
- 4 Denver Broncos
- 3 Seattle Seahawks**
- 3 N.Y. Giants
- 3 Pittsburgh Steelers



THE ENFORCER IS UP FOR THE PRO FOOTBALL HALL OF FAME'S CLASS OF 2017

On August 15, safety Kenny Easley was selected as the Senior Finalist for the Pro Football Hall of Fame's Class of 2017. Easley was picked by the Hall of Fame's Seniors Committee that met in Canton that day.

Easley was selected out of UCLA by the Seattle Seahawks as the fourth player overall in the 1981 NFL Draft. He embarked on a spectacular seven-year career during which he recorded multiple interceptions each season. In all, he amassed 32 interceptions which he returned for 538 yards and three touchdowns. He was also noted as a dominant tackler and added 8.0 career sacks. His finest season came in 1984 when he was named the NFL's Defensive Player of the Year when he registered a league-leading 10 interceptions and two pick-sixes. Easley was named first-team All-Pro four straight years (1982-85) and voted to five Pro Bowls. He is also a member of the NFL's All-Decade Team of the 1980s.

The Seniors Committee is comprised of nine members of the overall selection committee. Through mail vote, the 2017 senior nominees were reduced to a final list of candidates. Then, on a rotating basis, five of the nine members met at the Pro Football Hall of Fame in Canton to discuss each of the senior candidates and select the finalist. A senior nominee is a player whose career ended at least 25 years ago.

Easley must receive the same 80 percent voting support that is required of all finalists. The Hall's Selection Committee, at its annual meeting to be held on Saturday, February 4, 2017 in Houston, Texas, will consider 18 finalists, including one Senior (Easley), two Contributors (Jerry Jones, Paul Tagliabue), and 15 Modern-Era finalists (to be determined from a preliminary list announced in mid-September). Current bylaws call for a class no smaller than four or larger than eight. The Senior Finalist will be voted on for election independent of the other finalists.

The Class of 2017 will be formally enshrined during the Pro Football Hall of Fame Enshrinement Week in Canton next August.



KENNY EASLEY

Safety 6-3 198
 UCLA
 7 Seahawks Seasons
 1st Round 1981
 Seattle Games/Starts: 89/87
 Career Games/Starts: 89/87
 Birthdate: January 15, 1959
 Chesapeake, Virginia
 Ring of Honor: October 14, 2002 **45**

Kenny Easley was inducted into the Ring of Honor on October 14, 2002, with a sellout crowd and millions watching the Monday Night Football halftime ceremony at home. Easley redefined the strong safety position in seven years from 1981-87. Voted by the Associated Press as the NFL Defensive Player of the Year in 1984, Easley had 32 interceptions in his storied career. This fierce hitter registered 107 tackles, three interceptions and returned an interception 82 yards vs. Cleveland in his rookie campaign, earning him AFC Rookie of the Year by the NFL Players' Association. The following season, Easley would earn the first of five Pro Bowl appearances, including

being named a starter from 1983-85, and again in 1987. The crowning jewel of Easley's career came in 1984 where he spearheaded the NFL's sixth-rated defense that culminated into a Seahawks record 12 wins in the regular season and a Wild Card victory over the rival Los Angeles Raiders. He tied a Seahawks team record by intercepting 10 passes, including three against San Diego on October 29. Easley would be named first-team All-NFL by the Associated Press for the second year in a row and was bestowed that honor again in 1985. Easley finished his career with 498 tackles, seven sacks, 10 forced fumbles, nine fumble recoveries, and 32 interceptions.

EASLEY'S SINGLE-GAME HIGHS

Interceptions: 3* vs. San Diego (10/29/84)
 Longest Interception Return: 82 vs. Cleveland (12/20/81)
 Most Yards Returned: 125 vs. Cleveland (12/20/81)
 Most Touchdowns: 1, 3 times, last vs. Kansas City (11/4/84)
 * Team Record

EASLEY'S NFL RECORD

Club	G/S	Tkl.	QB	Int.	Yds.	Avg.	LG	TD	FF	FR
1981 Seattle	14/14	107	0.0	3	155	51.7	82t	1	0	4
1982 Seattle	8/8	55	2.0	4	48	12.0	44	0	1	1
1983 Seattle	16/15	82	3.0	7	106	13.2	38	0	1	3
1984 Seattle	16/16	75	0.0	10*	126	12.6	58	2	3	1
1985 Seattle	13/13	79	2.0	2	22	11.0	16	0	3	1
1986 Seattle	10/10	59	1.0	2	34	17.0	24	0	2	0
1987 Seattle	12/11	41	0.0	4	47	11.8	22	0	0	1
Career Totals	89/87	498	8.0	32	538	15.8	82t	3	10	11
Seahawks Totals	89/87	498	8.0	32	538	15.8	82t	3	10	11

* Team Record

Playoff Games Played/Started: 1983: 3/3, 1984: 2/2. Career: 5/5

SEATTLE SEAHAWKS / WEEK 12 / THROUGH MONDAY, NOVEMBER 28, 2016

WON 7, LOST 3, TIED 1				* RUSHING		No.	Yds	Avg	Long	TD								
09/11	W 12-10	Miami	69,012	Michael	TM	117	469	4.0	41t	6								
09/18	L 3- 9	at Los Angeles	91,046	Prosise		30	172	5.7	72t	1								
09/25	W 37-18	San Francisco	69,010	Wilson		47	159	3.4	17	1								
10/02	W 27-17	at New York Jets	78,160	Rawls		45	120	2.7	18	0								
10/16	W 26-24	Atlanta	69,071	Lockett		3	24	8.0	13	0								
10/23	T 6- 6 OT	at Arizona	65,089	Collins		10	19	1.9	4	1								
10/30	L 20-25	at New Orleans	73,188	Magee	TM	3	12	4.0	5	0								
11/07	W 31-25	Buffalo	69,084	Spiller	TM	3	9	3.0	13	0								
11/13	W 31-24	at New England	66,829	Pope	LG	3	4	1.3	2	0								
11/20	W 26-15	Philadelphia	69,190	Pope	TM	2	3	1.5	2	0								
11/27	L 5-14	at Tampa Bay	63,674	Johnson	LG	1	2	2.0	2	0								
12/04		Carolina		Tukuafu		2	2	1.0	2	0								
12/11		at Green Bay		Baldwin		1	-4	-4.0	-4	0								
12/15		Los Angeles		Boykin		3	-7	-2.3	0	0								
12/24		Arizona		TEAM		266	978	3.7	72t	9								
01/01		at San Francisco		OPPONENTS		313	1102	3.5	34	9								
		Sea.	Opp.	* RECEIVING		No.	Yds	Avg	Long	TD								
TOTAL FIRST DOWNS	201	227	Baldwin	61	767	12.6	59	5										
Rushing	51	65	Graham	51	706	13.8	40	4										
Passing	135	137	Kearse	29	354	12.2	31	0										
Penalty	15	25	Lockett	23	325	14.1	53	0										
3rd Down: Made/Att	48/137	67/157	Michael	TM	20	96	4.8	13	1									
3rd Down Pct.	35.0	42.7	Prosise		17	208	12.2	43	0									
4th Down: Made/Att	3/5	4/11	Richardson		13	206	15.8	39	0									
4th Down Pct.	60.0	36.4	Rawls		9	72	8.0	20	0									
POSSESSION AVG.	28:23	31:37	Willson		8	73	9.1	19	0									
TOTAL NET YARDS	3761	3692	Johnson	LG	5	44	8.8	21	0									
Avg. Per Game	341.9	335.6	Spiller	TM	5	43	8.6	24	1									
Total Plays	672	739	McEvoy		3	69	23.0	42t	1									
Avg. Per Play	5.6	5.0	Collins		3	28	9.3	10	0									
NET YARDS RUSHING	978	1102	Wilson		2	14	7.0	15t	1									
Avg. Per Game	88.9	100.2	B. Williams		1	16	16.0	16	0									
Total Rushes	266	313	Vannett		1	7	7.0	7	0									
NET YARDS PASSING	2783	2590	Farmer		1	4	4.0	4	0									
Avg. Per Game	253.0	235.5	TEAM		247	2988	12.1	59	13									
Sacked/Yards Lost	26/205	31/200	OPPONENTS		248	2790	11.3	50	10									
Gross Yards	2988	2790	* INTERCEPTIONS		No.	Yds	Avg	Long	TD									
Att./Completions	380/247	395/248	Sherman		4	37	9.3	31	0									
Completion Pct.	65.0	62.8	Chancellor		2	5	2.5	5	0									
Had Intercepted	5	10	Thomas		2	5	2.5	5	0									
PUNTS/AVERAGE	56/44.9	54/41.9	Wagner		1	9	9.0	9	0									
NET PUNTING AVG.	56/40.3	54/36.2	Shead		1	2	2.0	2	0									
PENALTIES/YARDS	82/710	73/626	TEAM		10	58	5.8	31	0									
FUMBLES/BALL LOST	15/4	13/4	OPPONENTS		5	61	12.2	32	0									
TOUCHDOWNS	23	20	* PUNTING		No.	Yds	Avg	Net	TB	In	Lg	B						
Rushing	9	9	Ryan		55	2513	45.7	40.3	3	20	62	1						
Passing	13	10	TEAM		56	2513	44.9	40.3	3	20	62	1						
Returns	1	1	OPPONENTS		54	2265	41.9	36.2	5	24	61	1						
* SCORE BY PERIODS	Q1	Q2	Q3	Q4	OT	PTS	* PUNT RETURNS		Ret	FC	Yds	Avg	Long	TD				
TEAM	50	96	22	53	3	224	Lockett		22	15	208	9.5	62	0				
OPPONENTS	41	52	31	60	3	187	Sherman		0	2	0	---	---	0				
* SCORING	TD-Ru-Pa-Rt	K-PAT	FG	S	PTS	TEAM			22	17	208	9.5	62	0				
Hauschka	0	0	0	0	18/22	22/25	0	84	OPPONENTS		24	15	195	8.1	24	0		
Michael TM	7	6	1	0		0	42	* KICKOFF RETURNS	No.	Yds	Avg	Long	TD					
Baldwin	5	0	5	0		0	30	Lockett		14	348	24.9	43	0				
Graham	4	0	4	0		0	24	Marsh		2	17	8.5	10	0				
Wilson	2	1	1	0		0	12	Richardson		2	39	19.5	20	0				
Collins	1	1	0	0		0	6	Spiller	TM	2	46	23.0	24	0				
McEvoy	1	0	1	0		0	6	Howsare	LG	1	15	15.0	15	0				
Prosise	1	1	0	0		0	6	B. Williams		1	12	12.0	12	0				
Spiller TM	1	0	1	0		0	6	Willson		1	0	0.0	0	0				
Thomas	1	0	0	1		0	6	TEAM		22	462	21.0	43	0				
TEAM	23	9	13	1	18/22	22/25	1	224	OPPONENTS		14	310	22.1	45	0			
OPPONENTS	20	9	10	1	16/16	15/21	0	187	* FIELD GOALS		1-19	20-29	30-39	40-49	50+			
2-Pt Conv: TM 0-1, OPP 3-4								Hauschka		0/	0	6/	8	8/	8	7/	8	1/1
SACKS: Avril 10, Clark 7.5, Bennett 3, Wright 3, Wagner 2.5, Marsh 2, Reed 1.5, Coyle 1, Moore 0.5, TM 31, OPP 26								TEAM		0/	0	6/	8	8/	8	7/	8	1/1
FUM/LOST: Wilson 6/1, Graham 2/2, Michael(TM) 2/1, Ryan 2/0, Britt 1/0, Collins 1/0, Johnson(LG) 1/1, Spiller(TM) 1/0								OPPONENTS		0/	0	4/	6	5/	6	5/	6	1/3
								Hauschka: (39G,38G)(23G)(33G,33G,22G)(33G,53G)										
								(42G,29N,44G)(40G,36G,28N)(44G,21G)(49G)(27G,31G,41G,23G)(21G,35G,44N)(43G)										
								OPP: (41G,27B)(39G,28G,47G)(22G,53N)(34G)(33G)										
								(39B,46G,45G,24N)(22G,53G,21G,41G)(31G,54N)(30G)										
								() (48N)										
* PASSING	Att	Cmp	Yds	Cmp%	Yds/Att	TD	TD%	Int	Int%	Long	Sack/Lost	Rating						
Wilson	368	238	2865	64.7	7.79	11	3.0	4	1.1	59	26/	205	93.9					
Boykin	9	7	65	77.8	7.22	1	11.1	1	11.1	23	0/	0	94.2					
Baldwin	1	1	15	100.0	15.00	1	100.0	0	0.0	15t	0/	0	158.3					
McEvoy	1	1	43	100.0	43.00	0	0.0	0	0.0	43	0/	0	118.8					
Ryan	1	0	0	0.0	0.00	0	0.0	0	0.0	---	0/	0	39.6					
TEAM	380	247	2988	65.0	7.86	13	3.4	5	1.3	59	26/	205	94.9					
OPPONENTS	395	248	2790	62.8	7.06	10	2.5	10	2.5	50	31/	200	81.7					

Defensive Statistics



	Total	Solo	Assist	Sacks	Yards	QH	Int	PD	FF	FR
Wagner, B.	118	64	54	2.5	20.0	13	1	2	0	0
Wright, K.	95	56	39	3.0	7.0	5	0	3	0	0
Shead, D.	57	43	14	0	0	0	1	10	1	0
Chancellor, K.	49	26	23	0	0	0	2	6	1	0
Sherman, R.	46	27	19	0	0	0	4	9	0	1
Thomas, E.	44	22	22	0	0	0	2	9	0	1
Clark, F.	35	18	17	7.5	48.0	15	0	1	1	0
Lane, J.	35	27	8	0	0	0	0	2	0	0
McCray, K.	32	20	12	0	0	0	0	1	0	0
McDaniel, T.	32	12	20	0	0	0	0	2	0	1
Avril, C.	31	17	14	10.0	73.0	22	0	3	4	0
Reed, J.	25	8	17	1.5	3.5	4	0	3	0	0
Rubin, A.	25	14	11	0	0	0	0	1	2	0
Bennett, M.	24	16	8	3.0	22.0	13	0	0	0	0
Coyle, B.	15	7	8	1.0	1.0	1	0	0	0	0
Marsh, C.	11	9	2	2.0	22.0	5	0	0	1	0
Terrell, S.	9	5	4	0	0	0	0	1	0	1
Thorpe, N.	9	6	3	0	0	0	0	0	0	0
Moore, D.	5	2	3	0.5	3.5	1	0	0	0	0
Pierre-Louis, K.	5	3	2	0	0	0	0	0	0	0
Siliga, S.	5	3	2	0	0	0	0	0	0	0
Smith, G.	5	1	4	0	0	0	0	0	0	0
Jenkins, J.	3	0	3	0	0	0	0	0	0	0
Morgan, M.	2	1	1	0	0	0	0	0	0	0
Elliott, D.	1	1	0	0	0	0	0	0	0	0
Jefferson, Q.	1	0	1	0	0	0	0	0	0	0
Tripp, J.	1	1	0	0	0	0	0	0	0	0

Special Teams Tackles

	Total	Solo	Assist	FF	FR	Blocks
Elliott, D.	6	4	3	0	0	0
Thorpe, N.	6	4	2	0	0	0
Pierre-Louis, K.	4	3	1	0	0	0
McCray, K.	3	3	0	0	0	0
McDonald, D.	3	2	1	0	0	0
Marsh, C.	3	2	1	0	0	1
Terrell, S.	3	2	1	0	0	0
Freese, N.	3	1	2	1	0	0
Hauschka, S.	2	2	0	1	0	0
Lane, J.	2	2	0	0	0	0
Morgan, M.	2	1	1	0	0	0
Powell, T.	2	1	1	0	0	0
Richardson, P.	2	2	0	0	0	0
Thomas, E.	2	0	2	0	0	0
Williams, B.	2	0	2	0	0	0
Chancellor, K.	1	0	1	0	0	0
Coyle, B.	1	0	1	0	0	0
Shead, D.	1	1	0	0	0	0
Tukuafu, W.	1	0	1	0	0	0
McEvoy, T.	0	0	0	0	0	1
Wagner, B.	0	0	0	0	0	1

Fumbles

	Fum	Lost	Own-Rec	O.B.
Wilson, R.	6	1	3	1
Graham, J.	2	2	0	0
Michael, C.	2	1	1	0
Ryan, J.	2	0	2	0
Britt, J.	1	0	0	0
Spiller, C.	1	0	1	0
Glowinski, M.	0	0	2	0

Transactions



2/8	Signed to future contracts	TE Brandon Cottom LS Andrew East CB George Farmer WR Deshon Foxx WR Antwan Goodley DT Justin Hamilton CB Stanley Jean-Baptiste WR Douglas McNeil III C Drew Nowak G Will Pericak T Terry Poole CB Trovon Reed TE Ronnie Shields DE Josh Shirley QB Phillip Sims WR Tyler Slavin S Robert Smith DE DeAngelo Tyson WR Jeff Fuller RB Cameron Marshall	Signed	DT Jarran Reed TE Nick Vannett QB Trevone Boykin DT Brandin Bryant DB DeAndre Elliott T George Fant DE Christian French DT Lars Koht LB Steve Longa RB Tre Madden T Lene Maiava S Tanner McEvoy DE Montese Overton DE David Perkins SS Tyvis Powell DT A.J. Francis DT Lars Koht SS Robert Smith WR Jeff Fuller CB Mohammed Seisay CB Jamal Marshall LB Pete Robertson FB Taniela Tupou TE Ronnie Shields WR Tyler Slavin RB Zac Brooks LB Christian French LB Khairi Fortt CB Jamal Marshall LB Kyle Coleman LB Khairi Fortt LS Nolan Frese WR Doug Baldwin T Lene Maiava WR Montario Hunter WR Tyler Slavin TE Clayton Echard DE Chris Clemons LS Drew Ferris SS Keenan Lambert RB Cameron Marshall TE Brandon Cottom TE Cooper Helfet RB Tre Madden DE David Perkins G Kona Schwenke TE Ronnie Shields FB Jonathan Amosa G Jahri Evans WR E.Z. Nwachukwu LB Kache Palacio RB Troymaine Pope TE Joe Sommers G Rees Odhiambo RB C.J. Prorise	5/6 cont. 5/9 Released Waived/injured Signed 5/16 Waived/injured Signed 6/2 Released Signed 6/28 Released Signed Signed to extension 7/29 Released Signed 7/31 Waived/injured Signed 8/4 Placed on res./retired list Released Signed 8/6 Waived/injured Signed 8/9 Waived/injured Signed	8/11 Released Signed 8/15 Released Signed 8/16 Waived/injured Signed 8/21 Released Signed 8/29 Released Terminated veteran contract Waived/injured Placed in injured reserve 8/30 Released Waived/injured 9/3 Released Terminated veteran contract Waived/injured 9/4 Released Claimed 9/5 Signed Signed to practice squad	DE Montese Overton DE Tylor Harris RB Cameron Marshall LB Quayshawn Nealy CB Stanley Jean-Baptiste DT Tony McDaniel FB Jonathan Amosa FB Will Tukuafu FB Kyle Coleman WR Montario Hunter DE DeAngelo Tyson CB Brandon Browner WR Deshon Foxx DT Sealver Siliga RB Zac Brooks C Patrick Lewis LB Quayshawn Nealy LB Pete Robertson G Kristjan Sokoli RB George Farmer CB Trovon Reed DE Josh Shirley WR Kevin Smith DT Brandin Bryant TE Clayton Echard WR Antwan Goodley DE Tylor Harris QB Jake Heaps S Keenan Lambert WR Kenny Lawler LB Steve Longa WR Douglas McNeil III WR E.Z. Nwachukwu LB Kache Palacio G Will Pericak RB Troymaine Pope DE Ryan Robinson CB Tye Smith DT/FB Tani Tupou WR Kasen Williams G Jahri Evans FB Will Tukuafu CB Marcus Burley DT Jordan Hill LB Eric Pinkins T Terry Poole TE Joe Sommers Cond. 2017 draft pick S Dewey McDonald DT Justin Hamilton DT Garrison Smith FB Tani Tupou DE Tylor Harris WR Kenny Lawler
-----	----------------------------	---	--------	---	---	--	--

Transactions



9/5 cont.	WR Marcus Lucas	11/4 Released from practice sq.	RB George Farmer
	LB Kache Palacio	Signed to practice squad	RB Troymaine Pope
	G Will Pericak	11/8 Released from practice sq.	WR Kenny Lawler
	WR Rodney Smith	11/9 Signed to practice squad	RB George Farmer
	LB Jordan Tripp	11/15 Released	RB Christine Michael
	WR Kasen Williams		DT Sealver Siliga
9/6 Signed to practice squad	T Takoby Cofield	Signed	DT John Jenkins
	DT Justin Hamilton	Signed from practice squad	RB Troymaine Pope
9/8 Released from practice sq.	DE Tylor Harris	11/16 Signed to the practice sq.	WR Kenny Lawler
Signed to practice squad	CB Tye Smith	11/22 Released	T/G J' Marcus Webb
9/10 Released from practice sq.	T Takoby Cofield	Placed on PS/IR	DT Tylor Harris
Signed to practice squad	WR Antwan Goodley	Signed to practice squad	RB Zac Brooks
9/13 Released	CB Tharold Simon	11/23 Signed from practice squad	RB George Farmer
	FB Tani Tupou	Signed to practice squad	FB Malcolm Johnson
Signed	CB Neiko Thorpe	11/29 Released from practice sq.	RB Zac Brooks
	FB Will Tukuafu		FB Malcolm Johnson
Released from practice sq.	DT Justin Hamilton	Signed to practice squad	WR Kevin Smith
	WR Rodney Smith		<i>(1,537th transaction since 2010)</i>
	WR Kasen Williams		
Signed to practice squad	DE Tylor Harris		
	QB Jake Heaps		
	T Michael Ola		
9/20 Released from practice sq.	T Michael Ola		
	CB Tye Smith		
Signed to practice squad	WR Kasen Williams		
9/21 Released	FB Will Tukuafu		
Signed to practice squad	RB Terrence Magee		
9/24 Signed	RB Terrence Magee		
9/25 Signed to practice squad	G Robert Myers		
9/27 Released from practice sq.	WR Antwan Goodley		
Signed to practice squad	RB Zac Brooks		
9/28 Released	RB Terrence Magee		
Signed	RB C.J. Spiller		
10/3 Released from IR	T Terry Poole		
Placed on injured reserve	LB Mike Morgan		
Released from practice sq.	QB Jake Heaps		
10/4 Signed	LB Jordan Tripp		
Signed to practice squad	DE Sterling Bailey		
10/11 Signed to practice squad	FB Julian Howsare		
10/18 Placed on injured reserve	DT Garrison Smith		
Signed	DT Sealver Siliga		
10/20 Released from practice sq.	DE Sterling Bailey		
Signed to practice squad	DT Justin Hamilton		
10/25 Placed on injured reserve	DT Quinton Jefferson		
Signed	DE Malliciah Goodman		
Released from practice sq.	RB Zac Brooks		
10/26 Released	RB C.J. Spiller		
Signed	FB Will Tukuafu		
Signed to practice squad	QB Joel Stave		
11/1 Released	DE Malliciah Goodman		
Signed	DE Damontre Moore		
Released from practice sq.	FB Julian Howsare		
	QB Joel Stave		
Signed to practice squad	RB George Farmer		
11/2 Signed to practice squad	FS Pierre Desir		

Participation Chart



Game	1	2	3	4	5	6	7	8	9	10	11	12	13	14	15	16	2016			
Date	9/11	9/18	9/25	10/2	10/16	10/23	10/30	11/7	11/13	11/20	11/27	12/4	12/11	12/15	12/24	1/1	G	S	IN	DNP
Game	Mia	@LA	SF	@NYJ	Atl	@Ari	@NO	Buf	@NE	Phi	@TB	Car	@GB	LA	Ari	@SF				
Avril, C.	RDE	RDE	RDE	RDE	RDE	RDE	RDE	RDE	RDE	RDE	RDE						11	11	0	0
Baldwin, D.	WR	wr	WR	WR	WR	WR	WR	WR	WR	WR	WR						11	10	0	0
Bennett, M.	LDE	LDE	LDE	LDE	LDE	LDE	in	in	in	in	in						6	6	5	0
Boykin, T.	dnp	dnp	qb	dnp	dnp	dnp	dnp	dnp	dnp	rb	dnp						2	0	0	9
Britt, J.	C	C	C	C	C	C	C	C	C	C	dnp						10	10	0	1
Chancellor, K.	SS	SS	SS	SS	in	in	in	in	SS	SS	SS						7	7	4	0
Clark, F.	de	de	de	de	in	de	LDE	LDE	LDE	LDE	LDE						11	5	1	0
Collins, A.	in	rb	rb	rb	rb	rb	dnp	rb	rb	in	rb						8	0	2	1
Coyle, B.	sub	sub	sub	sub	sub	lb	OLB	OLB	lb	OLB	in						10	3	1	0
Elliott, D.	sub	in	sub	sub	sub	sub	in	in	sub	cb	cb						8	0	3	0
Fant, G.	sub	sub	t	in	in	t	LT	LT	LT	LT	LT						9	5	2	0
Farmer, G.											rb						1	0	0	0
Frese, N.	sub	sub	sub	sub	sub	sub	sub	sub	sub	sub	sub						11	0	0	0
Gilliam, G.	RT	RT	RT	RT	RT	RT	RT	RT	RT	RT	RT						11	11	0	0
Glowinski, M.	LG	LG	LG	LG	LG	LG	LG	LG	LG	LG	LG						11	11	0	0
Goodman, M.							de										1	0	0	0
Graham, J.	te	TE	TE	TE	TE	TE	TE	TE	TE	TE	TE						11	10	0	0
Hauschka, S.	k	k	k	k	k	k	k	k	k	k	k						11	0	0	0
Hunt, J.	dnp	dnp	dnp	dnp	fb	sub	c	dnp	dnp	sub	C						5	1	0	6
Ifedi, G.	in	in	in	RG	RG	RG	RG	RG	RG	RG	RG						8	8	3	0
Jefferson, Q.	de	de	in	de	in	in	ir	ir	ir	ir	ir						3	0	3	0
Jenkins, J.										dt	dt						2	0	0	0
Kearse, J.	WR	wr	WR	WR	WR	WR	WR	WR	WR	WR	WR						11	10	0	0
Lane, J.	CB	cb	CB	CB	CB	cb	cb	cb	CB	cb	RCB						11	6	0	0
Lockett, T.	WR	WR	wr	wr	WR	WR	WR	WR	WR	wr	wr						11	6	0	0
McCray, K.	sub	sub	sub	sub	SS	SS	SS	SS	sub	s	sub						11	4	0	0
McDaniel, T.	dt	dt	dt	RDT	RDT	RDT	RDT	RDT	RDT	RDT	RDT						11	8	0	0
McDonald, D.	in	in	sub	sub	sub	sub	sub	sub	sub	sub	sub						9	0	2	0
McEvoy, T.	wr	in	wr	wr	wr	wr	wr	wr	in	wr	wr						9	0	2	0
Magee, T.			rb														1	0	0	0
Marsh, C.	lb	lb	lb	lb	lb	OLB	lb	lb	lb	lb	lb						11	1	0	0
Michael, C.	RB	rb	RB	RB	RB	RB	RB	RB	rb								9	7	0	0
Moore, D.								de	de	de	in						3	0	1	0
Morgan, M.	lb	OLB	lb	lb	ir	ir	ir	ir	ir	ir	ir						4	1	0	0
Odhiambo, R.	in	sub	in	in	in	in	dnp	in	in	t	sub						3	0	7	1
Pierre-Louis, K.	lb	sub	sub	sub	lb	in	in	sub	sub	in	lb						8	0	3	0
Pope, T.								ps	ps	rb	in						1	0	1	0
Powell, T.	sub	sub	in	in	sub	sub	sub	sub	in	in	sub						7	0	4	0
Prosis, C.	rb	in	in	in	in	rb	rb	rb	RB	RB	in						6	2	5	0
Rawls, T.	rb	RB	in	in	in	in	in	in	in	rb	RB						4	2	7	0
Reed, J.	RDT	RDT	RDT	in	dt	dt	dt	dt	dt	dt	dt						10	3	1	0
Richardson, P.	wr	wr	wr	wr	wr	wr	wr	wr	wr	wr	wr						11	0	0	0
Rubin, A.	LDT	LDT	LDT	LDT	LDT	LDT	LDT	LDT	LDT	LDT	LDT						11	11	0	0
Ryan, J.	p	p	p	p	p	p	p	p	p	p	p						11	0	0	0
Shead, D.	RCB	RCB	RCB	RCB	RCB	RCB	RCB	RCB	RCB	RCB	in						10	10	1	0
Sherman, R.	LCB	LCB	LCB	LCB	LCB	LCB	LCB	LCB	LCB	LCB	LCB						11	11	0	0
Siliga, S.						dt	dt	dt	dt								4	0	0	0
Simon, T.	in																0	0	1	0
Smith, G.	in	in	dt	dt	dt	ir	ir	ir	ir	ir	ir						3	0	2	0
Sowell, B.	LT	LT	LT	LT	LT	LT	in	in	in	in	t						7	6	4	0
Spiller, C.			rb	rb	in												2	0	1	0
Terrell, S.	sub	sub	sub	s	sub	sub	sub	s	s	s	SS						11	1	0	0
Thomas, E.	FS	FS	FS	FS	FS	FS	FS	FS	FS	FS	in						10	10	1	0
Thorpe, N.		sub	sub	sub	sub	sub	sub	sub	sub	cb	cb						10	0	0	0
Tripp, J.					sub	lb	sub	sub	sub	sub	OLB						7	1	0	0
Tukuafu, W.		fb					fb	fb	fb	fb	fb/dt						6	0	0	0
Tupou, T.	fb																1	0	0	0
Vannett, N.	in	in	in	in	te	te	te	te	TE	in	te						6	1	5	0
Wagner, B.	MLB	MLB	MLB	MLB	MLB	MLB	MLB	MLB	MLB	MLB	MLB						11	11	0	0
Webb, J.	RG	RG	RG	sub	t	sub	sub	t	t	in							9	3	1	0
Williams, B.	te	TE	te	te	te	te	te	te	te	te	te						11	1	0	0
Willson, L.	TE	TE	TE	TE	te	in	in	in	in	TE	te						7	5	4	0
Wilson, R.	QB	QB	QB	QB	QB	QB	QB	QB	QB	QB	QB						11	11	0	0
Wright, K.	OLB	OLB	OLB	OLB	OLB	OLB	OLB	OLB	OLB	OLB	OLB						11	11	0	0

CAPS - starter; lower case - substitute at position; sub - special teams only; dnp - did not play; in - inactive; ps - practice squad; ir - injured reserve; nfi - non-football injury; sus - suspended, pup - physically unable to perform, exp - exempt



Year By Draft

2016 G/T Germain Ifedi (1)
DT Jarran Reed (2)
RB C.J. Prosise (3a)
TE Nick Vannett (3b)
G Rees Odhiambo (3c)
RB Alex Collins (5b)
C Joey Hunt (6)

2015 DE Frank Clark (2)
WR Tyler Lockett (3)
G Mark Glowinski (4b)

2014 WR Paul Richardson (2a)
T Justin Britt (2b)
DE Cassius Marsh (4a)
LB Kevin Pierre-Louis (4c)

2013 TE Luke Willson (5c)

2012 LB Bobby Wagner (2)
QB Russell Wilson (3)
CB Jeremy Lane (6a)

2011 LB K.J. Wright (4a)
CB Richard Sherman (5a)

2010 S Earl Thomas (1b)
S Kam Chancellor (5)

Trade/Waivers/Practice Squad

LB Dewey McDonald (T)

TE Jimmy Graham (T)
S Kelcie McCray (T)

K Steven Hauschka (W)

Free Agents

2016
QB Trevone Boykin
CB DeAndre Elliott
T George Fant
RB George Farmer
LS Nolan Frese
DT John Jenkins
DT Tony McDaniel
WR Tanner McEvoy
DE Damontre Moore
RB Troymaine Pope
SS Tyvis Powell
T Bradley Sowell (UFA)
CB Neiko Thorpe
LB Jordan Tripp
FB Will Tukuafu
TE Brandon Williams

2015
RB Thomas Rawls
DT Ahtyba Rubin

2014
LB Brock Coyle
T Garry Gilliam
FS Steven Terrell

2013
DE Cliff Avril (UFA)
DE Michael Bennett (UFA)

2012
WR Jermaine Kearse
S DeShawn Shead

2011
WR Doug Baldwin

2008
P Jon Ryan

2016 Seattle Seahawks Alphabetical Roster

No.	Name	Pos.	Ht.	Wt.	Birthdate	Age	Exp.	College	Hometown	Acquired
56	Avril, Cliff	DE	6-3	260	4/8/1986	30	9	Purdue	Green Cove Springs, Fla.	UFA(Det)-'13
89	Baldwin, Doug	WR	5-10	192	9/21/1988	28	6	Stanford	Gulf Breeze, Fla.	FA-'11
72	Bennett, Michael	DE	6-4	274	11/13/1985	31	8	Texas A&M	Alief, Texas	UFA(TB)-'13
2	Boykin, Trevone	QB	6-0	213	8/22/1993	23	R	TCU	Dallas, Texas	FA-'16
68	Britt, Justin	C	6-6	315	5/29/1991	25	3	Missouri	Lebanon, Mo.	D2(b)-'14
31	Chancellor, Kam	SS	6-3	225	4/3/1988	28	7	Virginia Tech	Norfolk, Va.	D5-'10
55	Clark, Frank	DE	6-3	260	6/14/1993	23	2	Michigan	Cleveland, Ohio	D2-'15
36	Collins, Alex	RB	5-10	217	8/26/1994	22	R	Arkansas	Fort Lauderdale, Fla.	D5(b)-'16
52	Coyle, Brock	LB	6-1	245	10/12/1990	26	3	Montana	Bozeman, Mont.	FA-'14
21	Elliott, DeAndre	CB	6-1	189	11/21/1992	24	R	Colorado State	Dallas, Texas	FA-'16
74	Fant, George	T	6-5	296	7/19/1992	24	R	Western Kentucky	Bowling Green, Ky.	FA-'16
39	Farmer, George	RB	6-1	220	7/4/1993	22	1	USC	Los Angeles, Calif.	FA-'16
48	Frese, Nolan	LS	6-2	233	7/29/1992	24	R	Houston	Roanoke, Texas	FA-'16
79	Gilliam, Garry	T	6-5	315	11/26/1990	25	3	Penn State	Carlisle, Pa.	FA-'14
63	Glowinski, Mark	G	6-4	310	5/3/1992	24	2	West Virginia	Wilkes-Barre, Pa.	D4(b)-'15
88	Graham, Jimmy	TE	6-7	265	11/24/1986	29	7	Miami	Goldsboro, N.C.	T(NO)-'15
4	Hauschka, Steven	K	6-4	210	6/29/1985	31	9	North Carolina State	Needham, Mass.	W(Den)-'11
53	Hunt, Joey	C	6-2	299	2/22/1994	22	R	TCU	El Campo, Texas	D6-'16
76	Ifedi, Germain	G/T	6-5	325	6/2/1994	22	R	Texas A&M	Houston, Texas	D1-'16
92	Jenkins, John	DT	6-4	343	7/11/1989	27	4	Georgia	Meriden, Conn.	FA-'16
15	Kearse, Jermaine	WR	6-1	209	2/6/1990	26	5	Washington	Lakewood, Wash.	FA-'12
20	Lane, Jeremy	CB	6-0	190	7/14/1990	26	5	Northwestern St. (La.)	Tyler, Texas	D6(a)-'12
16	Lockett, Tyler	WR	5-10	182	9/28/1992	24	2	Kansas State	Tulsa, Okla.	D3-'15
33	McCray, Kelcie	SS	6-2	202	9/21/1988	28	5	Arkansas State	Columbus, Ga.	T(KC)-'15
93	McDaniel, Tony	DT	6-7	305	1/20/1985	31	11	Tennessee	Columbia, S.C.	FA-'16
41	McDonald, Dewey	LB	6-0	220	6/10/1990	26	3	California Univ. (Pa.)	Ranson, W. Va.	T(Oak)-'16
19	McEvoy, Tanner	WR	6-6	230	1/26/1993	23	R	Wisconsin	Hillsdale, N.J.	FA-'16
91	Marsh, Cassius	DE	6-4	245	7/7/1992	24	3	UCLA	Simi Valley, Calif.	D4(a)-'14
97	Moore, Damontre	DE	6-4	260	9/11/1992	24	4	Texas A&M	DeSoto, Texas	FA-'16
70	Odhambo, Rees	G	6-4	315	9/23/1992	24	R	Boise State	Mansfield, Ohio	D3(c)-'16
58	Pierre-Louis, Kevin	LB	6-0	230	10/7/1991	25	3	Boston College	Norwalk, Conn.	D4(c)-'14
43	Pope, Troymaine	RB	5-8	205	11/26/1993	22	R	Jacksonville State	Anniston, Ala.	FA-'16
40	Powell, Tyvis	SS	6-3	211	2/16/1994	22	R	Ohio State	Bedford, Ohio	FA-'16
22	Prosise, C.J.	RB	6-1	220	5/20/1994	22	R	Notre Dame	Petersburg, Va.	D3(a)-'16
34	Rawls, Thomas	RB	5-9	215	8/3/1993	23	2	Central Michigan	Flint, Mich.	FA-'15
90	Reed, Jarran	DT	6-3	311	12/16/1992	23	R	Alabama	Goldsboro, N.C.	D2-'16
10	Richardson, Paul	WR	6-0	183	4/13/1992	24	3	Colorado	Los Angeles, Calif.	D2(a)-'14
77	Rubin, Ahtyba	DT	6-2	310	7/25/1986	30	9	Iowa State	Pensacola, Fla.	UFA(Cle)-'15
9	Ryan, Jon	P	6-0	217	11/26/1981	34	11	Regina	Regina, Saskatchewan	FA-'08
35	Shead, DeShawn	DB	6-2	212	6/28/1988	28	5	Portland State	Palmdale, Calif.	FA-'12
25	Sherman, Richard	CB	6-3	195	3/30/1988	28	6	Stanford	Compton, Calif.	D5(a)-'11
78	Sowell, Bradley	T	6-7	309	6/6/1989	27	5	Mississippi	Hernando, Miss.	UFA(Ari)-'16
23	Terrell, Steven	FS	5-10	197	9/21/1990	26	4	Texas A&M	Allen, Texas	FA-'14
29	Thomas, Earl	FS	5-10	202	5/7/1989	27	7	Texas	Orange, Texas	D1(b)-'10
27	Thorpe, Neiko	CB	6-2	198	2/11/1990	26	4	Auburn	Tucker, Ga.	FA-'16
59	Tripp, Jordan	LB	6-3	237	4/3/1991	25	3	Montana	Missoula, Mont.	FA-'16
46	Tukuafu, Will	FB	6-2	280	1/3/1984	32	7	Oregon	Salt Lake City, Utah	FA-'14
81	Vannett, Nick	TE	6-6	257	3/6/1993	23	R	Ohio State	Westerville, Ohio	D3(b)-'16
54	Wagner, Bobby	LB	6-0	245	6/27/1990	26	5	Utah State	Ontario, Calif.	D2-'12
86	Williams, Brandon	TE	6-3	247	10/13/1987	29	4	Oregon	Merrionette, Ill.	FA-'16
82	Willson, Luke	TE	6-5	252	1/15/1990	26	4	Rice	Lasalle, Ontario	D5(c)-'13
3	Wilson, Russell	QB	5-11	215	11/29/1988	27	5	Wisconsin	Richmond, Va.	D3-'12
50	Wright, K.J.	LB	6-4	246	7/23/1989	27	6	Mississippi State	Olive Branch, Miss.	D4(a)-'11

Head Coach: Pete Carroll, Darrell Bevell (Offensive Coordinator), Kris Richard, (Defensive Coordinator), Michael Barrow (Linebackers), Dwaine Board (Asst. Defensive Line), Tom Cable (Asst. Head Coach/Offensive Line), Dave Canales (Wide Receivers), Chris Carlisle (Head Strength & Conditioning), Brennan Carroll (Asst. Offensive Line), Nate Carroll (Asst. Wide Receivers), Andre Curtis (Defensive Backs), Heath Farwell (Coaching Asst.), Mondray Gee (Asst. Strength & Conditioning), John Glenn (Defensive Asst.), Will Harriger (Asst. Quarterbacks), Travis Jones (Defensive Line), Pat McPherson (Tight Ends), Ricky Manning, Jr. (Asst. Defensive Backs), Chad Morton (Asst. Running Backs/Asst. Special Teams), Pat Ruel (Asst. Offensive Line), Brian Schneider (Special Teams Coordinator), Rocky Seto (Assistant Head Coach/Defense), Carl Smith (Quarterbacks), Sherman Smith (Running Backs), Nick Sorensen (Asst. Defensive Backs/Asst. Special Teams), Lofa Tatupu (Asst. Linebackers), Jamie Yanchar (Assistant Strength & Conditioning).

2016 Seattle Seahawks Numerical Roster

No.	Name	Pos.	Ht.	Wt.	Birthdate	Age	Exp.	College	Hometown	Acquired
2	Trevone Boykin	QB	6-0	213	8/22/1993	23	R	TCU	Dallas, Texas	FA-'16
3	Russell Wilson	QB	5-11	215	11/29/1988	27	5	Wisconsin	Richmond, Va.	D3-'12
4	Steven Hauschka	K	6-4	210	6/29/1985	31	9	North Carolina State	Needham, Mass.	W(Den)-'11
9	Jon Ryan	P	6-0	217	11/26/1981	35	11	Regina	Regina, Saskatchewan	FA-'08
10	Paul Richardson	WR	6-0	183	4/13/1992	24	3	Colorado	Los Angeles, Calif.	D2(a)-'14
15	Jermaine Kearse	WR	6-1	209	2/6/1990	26	5	Washington	Lakewood, Wash.	FA-'12
16	Tyler Lockett	WR	5-10	182	9/28/1992	24	2	Kansas State	Tulsa, Okla.	D3-'15
19	Tanner McEvoy	WR	6-6	230	1/26/1993	23	R	Wisconsin	Hillsdale, N.J.	FA-'16
20	Jeremy Lane	CB	6-0	190	7/14/1990	26	5	Northwestern St. (La.)	Tyler, Texas	D6(a)-'12
21	DeAndre Elliott	CB	6-1	189	11/21/1992	24	R	Colorado State	Dallas, Texas	FA-'16
22	C.J. Prosise	RB	6-1	220	5/20/1994	22	R	Notre Dame	Petersburg, Va.	D3(a)-'16
23	Steven Terrell	FS	5-10	197	9/21/1990	26	4	Texas A&M	Allen, Texas	FA-'14
25	Richard Sherman	CB	6-3	195	3/30/1988	28	6	Stanford	Compton, Calif.	D5(a)-'11
27	Neiko Thorpe	CB	6-2	198	2/11/1990	26	4	Auburn	Tucker, Ga.	FA-'16
29	Earl Thomas	FS	5-10	202	5/7/1989	27	7	Texas	Orange, Texas	D1(b)-'10
31	Kam Chancellor	SS	6-3	225	4/3/1988	28	7	Virginia Tech	Norfolk, Va.	D5-'10
33	Kelcie McCray	SS	6-2	202	9/21/1988	28	5	Arkansas State	Columbus, Ga.	T(KC)-'15
34	Thomas Rawls	RB	5-9	215	8/3/1993	23	2	Central Michigan	Flint, Mich.	FA-'15
35	DeShawn Shead	DB	6-2	212	6/28/1988	28	5	Portland State	Palmdale, Calif.	FA-'12
36	Alex Collins	RB	5-10	217	8/26/1994	22	R	Arkansas	Fort Lauderdale, Fla.	D5(b)-'16
39	George Farmer	RB	6-1	220	7/4/1993	22	1	USC	Los Angeles, Calif.	FA-'16
40	Tyvis Powell	SS	6-3	211	2/16/1994	22	R	Ohio State	Bedford, Ohio	FA-'16
41	Dewey McDonald	LB	6-0	220	6/10/1990	26	3	California Univ. (Pa.)	Ranson, W. Va.	T(Oak)-'16
43	Troymaine Pope	RB	5-8	205	11/26/1993	22	R	Jacksonville State	Anniston, Ala.	FA-'16
46	Will Tukuafu	FB	6-2	280	1/3/1984	32	7	Oregon	Salt Lake City, Utah	FA-'14
48	Nolan Frese	LS	6-2	233	7/29/1992	24	R	Houston	Roanoke, Texas	FA-'16
50	K.J. Wright	LB	6-4	246	7/23/1989	27	6	Mississippi State	Olive Branch, Miss.	D4(a)-'11
52	Brock Coyle	LB	6-1	245	10/12/1990	26	3	Montana	Bozeman, Mont.	FA-'14
53	Joey Hunt	C	6-2	299	2/22/1994	22	R	TCU	El Campo, Texas	D6-'16
54	Bobby Wagner	LB	6-0	245	6/27/1990	26	5	Utah State	Ontario, Calif.	D2-'12
55	Frank Clark	DE	6-3	260	6/14/1993	23	2	Michigan	Cleveland, Ohio	D2-'15
56	Cliff Avril	DE	6-3	260	4/8/1986	30	9	Purdue	Green Cove Springs, Fla.	UFA(Det)-'13
58	Kevin Pierre-Louis	LB	6-0	230	10/7/1991	25	3	Boston College	Norwalk, Conn.	D4(c)-'14
59	Jordan Tripp	LB	6-3	237	4/3/1991	25	3	Montana	Missoula, Mont.	FA-'16
63	Mark Glowinski	G	6-4	310	5/3/1992	24	2	West Virginia	Wilkes-Barre, Pa.	D4(b)-'15
68	Justin Britt	C	6-6	315	5/29/1991	25	3	Missouri	Lebanon, Mo.	D2(b)-'14
70	Rees Odhiambo	G	6-4	315	9/23/1992	24	R	Boise State	Mansfield, Texas	D3(c)-'16
72	Michael Bennett	DE	6-4	274	11/13/1985	31	8	Texas A&M	Alief, Texas	UFA(TB)-'13
74	George Fant	T	6-5	296	7/19/1992	24	R	Western Kentucky	Bowling Green, Ky.	FA-'16
76	Germain Ifdi	G/T	6-5	325	6/2/1994	22	R	Texas A&M	Houston, Texas	D1-'16
77	Ahtyba Rubin	DT	6-2	310	7/25/1986	30	9	Iowa State	Pensacola, Fla.	UFA(Cle)-'15
78	Bradley Sowell	T	6-7	309	6/6/1989	27	5	Mississippi	Hernando, Miss.	UFA(Ari)-'16
79	Garry Gilliam	T	6-5	315	11/26/1990	26	3	Penn State	Carlisle, Pa.	FA-'14
81	Nick Vannett	TE	6-6	257	3/6/1993	23	R	Ohio State	Westerville, Ohio	D3(b)-'16
82	Luke Willson	TE	6-5	252	1/15/1990	26	4	Rice	Lasalle, Ontario	D5(c)-'13
86	Brandon Williams	TE	6-3	247	10/13/1987	29	4	Oregon	Merrionette, Ill.	FA-'16
88	Jimmy Graham	TE	6-7	265	11/24/1986	30	7	Miami	Goldsboro, N.C.	T(NO)-'15
89	Doug Baldwin	WR	5-10	192	9/21/1988	28	6	Stanford	Gulf Breeze, Fla.	FA-'11
90	Jarran Reed	DT	6-3	311	12/16/1992	23	R	Alabama	Goldsboro, N.C.	D2-'16
91	Cassius Marsh	DE	6-4	245	7/7/1992	24	3	UCLA	Simi Valley, Calif.	D4(a)-'14
92	John Jenkins	DT	6-4	343	7/11/1989	27	4	Georgia	Meriden, Conn.	FA-'16
93	Tony McDaniel	DT	6-7	305	1/20/1985	31	11	Tennessee	Columbia, S.C.	FA-'16
97	Damontre Moore	DE	6-4	260	9/11/1992	24	4	Texas A&M	DeSoto, Texas	FA-'16
Practice Squad										
11	Kenny Lawler	WR	6-2	203	6/25/1994	22	R	California	Pomona, Calif.	D7(a)-'16
17	Kevin Smith	WR	6-0	218	12/21/1991	24	2	Washington	Compton, Calif.	FA-'15
18	Kasen Williams	WR	6-1	219	12/5/1992	23	2	Washington	Sammamish, Wash.	FA-'15
28	Pierre Desir	FS	6-1	198	9/8/1990	26	4	Lindenwood	St. Peters, Mo.	FA-'16
49	Kache Palacio	LB	6-1	237	1/30/1994	22	R	Washington State	Gardena, Calif.	FA-'16
62	Robert Myers	T	6-5	329	12/26/1991	24	2	Tennessee State	La Vergne, Tenn.	FA-'16
75	Will Pericak	G/C	6-3	300	12/30/1989	26	2	Colorado	Boulder, Colo.	FA-'15
85	Marcus Lucas	TE	6-4	218	3/1/1992	24	3	Missouri	Liberty, Mo.	FA-'16
94	Justin Hamilton	DT	6-2	315	7/27/1993	23	2	Louisiana-Lafayette	Natchez, Miss.	FA-'15
Injured Reserve										
13	Tyler Slavin	WR	6-1	210	1/29/1992	24	1	New Mexico Highlands	Corona, Calif.	FA-'16
26	Mohammed Seisay	CB	6-2	202	5/22/1990	26	3	Nebraska	West Springfield, Va.	T(Det)-'15
30	Stanley Jean-Baptiste	CB	6-3	215	4/12/1990	26	3	Nebraska	Miami, Fla.	FA-'15
38	Tre Madden	RB	6-0	223	8/16/1993	23	R	USC	Alisa Viejo, Calif.	FA-'16
40	Joe Sommers	TE	6-2	241	3/3/1993	23	R	Wisconsin-Oshkosh	Hortonville, Wis.	FA-'16
42	Brandon Cottom	TE	6-2	262	12/21/1992	23	2	Purdue	Newtown, Pa.	FA-'15
57	Mike Morgan	LB	6-3	235	1/16/1988	28	6	USC	Dallas, Texas	FA-'11
64	Taylor Harris (PS)	DE	6-3	306	2/2/1994	22	R	Wake Forest	Baton Rouge, LA	FA-'16
87	Ronnie Shields	TE	6-4	245	12/15/1991	24	1	Kentucky	Stone Mountain, Ga.	FA-'16
95	Tavaris Barnes	DE	6-4	284	11/2/1991	25	2	Clemson	Jacksonville, Fla.	FA-'16
98	Garrison Smith	DT	6-1	310	10/9/1991	25	3	Georgia	Atlanta, Ga.	W(SF)-'16
99	Quinton Jefferson	DT	6-4	291	3/31/1993	23	R	Maryland	Pittsburgh, Pa.	D5(a)-'16

Unofficial Depth Chart Pronunciation Guide



Offense

WR	89 Doug Baldwin	16 Tyler Lockett	
LT	74 <u>George Fant</u>	70 <u>Rees Odhiambo</u>	
LG	63 Mark Glowinski	70 <u>Rees Odhiambo</u>	
C	68 Justin Britt	53 <u>Joey Hunt</u>	
RG	76 <u>Germain Ifedi</u>	70 <u>Rees Odhiambo</u>	
RT	79 Garry Gilliam	78 Bradley Sowell	
TE	88 Jimmy Graham	82 Luke Willson	86 Brandon Williams
			81 <u>Nick Vannett</u>
WR	15 Jermaine Kearse	10 Paul Richardson	19 <u>Tanner McEvoy</u>
QB	3 Russell Wilson	2 <u>Trevone Boykin</u>	
FB	46 Will Tukuafu		
RB	34 Thomas Rawls	36 <u>Alex Collins</u>	39 George Farmer
		43 <u>Troymaine Pope</u>	22 <u>(C.J. Prosisie)</u>

Defense

LDE	72 Michael Bennett	55 Frank Clark	97 Damontre Moore
LDT	77 Ahtyba Rubin	92 John Jenkins	
RDT	93 Tony McDaniel	90 <u>Jarran Reed</u>	
RDE	56 Cliff Avril	55 Frank Clark	
OLB	52 Brock Coyle	91 Cassius Marsh	58 Kevin Pierre-Louis
MLB	54 Bobby Wagner	52 Brock Coyle	
OLB	50 K.J. Wright	59 Jordan Tripp	41 Dewey McDonald
LCB	25 Richard Sherman	27 Neiko Thorpe	
RCB	35 DeShawn Shead	20 Jeremy Lane	21 <u>DeAndre Elliott</u>
SS	31 Kam Chancellor	33 Kelcie McCray	
FS	29 Earl Thomas	23 Steven Terrell	40 <u>Tyvis Powell</u>

Specialists

K	4 Steven Hauschka	
P	9 Jon Ryan	
H	9 Jon Ryan	
PR	16 Tyler Lockett	25 Richard Sherman
KR	16 Tyler Lockett	10 Paul Richardson
LS	48 <u>Nolan Frese</u>	78 Bradley Sowell

() injured; Underline Rookie or 1st Year

Pronunciation Guide

Trevone Boykin... truh-VON

George Fant... f-ANT

Nolan Frese... rhymes with crease

Steven Hauschka... HOWSH-kuh

Germain Ifedi... jermaine ih-FEH-dee

Cassius Marsh... CASH-iss

Rees Odhiambo... reese oh-dee-AHM-bo

Kevin Pierre-Louis... PEE-air lewis

Jarran Reed... JAIR-in

Ahtyba Rubin... ah-TAH-bah

DeShawn Shead... SHED

Bradley Sowell... rhymes with vowel

Steven Terrell... TAIR-ull

Nick Vannett... VAN-NET

1



SEATTLE SEAHAWKS 12, MIAMI DOLPHINS 10

SUNDAY, SEPTEMBER 11, 2016

CENTURYLINK FIELD



The Seattle Seahawks won their eighth-consecutive home opener dating back to 2009, as Russell Wilson led a game-winning touchdown drive scoring with 31 seconds remaining in the game and defeating the Miami Dolphins by a score of 12-10. Seattle's defense gave up just 214 yards on the day. The Seahawks scored first with a Steven Hauschka field goal during the first quarter. The Dolphins scored after a Wilson interception led to field position on the Seattle 42-yard line, and Seattle's defense held Miami to a 39-yard field goal. Seattle added a Hauschka field goal as time expired in the first half, giving the team a 6-3 lead at the half. Ryan Tannehill led the Dolphins on an 86-yard drive late in the fourth quarter and ran it in from two yards out, giving Miami the 10-6 lead with just over four minutes remaining. Wilson and the Seahawks offense drove 75 yards, converting two fourth down attempts, before Wilson connected with Doug Baldwin on a two-yard touchdown pass with 31 seconds remaining. A blocked extra point gave Seattle the 12-10 lead, and Seattle's defense closed the victory with a pair of sacks of Tannehill.

	Miami	0	3	0	7	10
	Seattle	3	3	0	6	12

	Miami	Seattle
	0	3
	3	3
	3	6
	10	6
	10	12

SEA	1	5:11	Hauschka 39 FG (12-46, 6:08)
MIA	2	8:45	Franks 41 FG (6-19, 2:06)
SEA	2	0:00	Hauschka 38 FG (10-72, 1:52)
MIA	4	4:08	Tannehill 2 run (Franks kick) (7-86, 3:01)
SEA	4	0:31	Baldwin 2 pass Wilson (kick blocked) (14-75, 3:37)
Att. 69,012			

STATISTICS

RUSHING

Miami	Att	Yds	Avg	LG	TD	Seattle	Att	Yds	Avg	LG	TD
A. Foster	13	38	2.9	9	0	C. Michael	15	66	4.4	12	0
R. Tannehill	5	17	3.4	11	1	T. Rawls	12	32	2.7	8	0
D. Williams	2	9	4.5	5	0	R. Wilson	4	16	4.0	9	0
						C. Prorise	1	-2	-2.0	-2	0
TOTAL	20	64	3.2	11	1	TOTAL	32	112	3.5	12	0

PASSING

Miami	A	C	Yds	SK/YD	TD	LG	INT	RT	Seattle	A	C	Yds	SK/YD	TD	LG	INT	RT
R. Tannehill	29	16	186	5/36	0	50	0	74.8	R. Wilson	43	27	258	3/18	1	24	1	77.5
TOTAL	29	16	186	5/36	0	50	0	74.8	TOTAL	43	27	258	3/18	1	24	1	77.5

RECEIVING

Miami	No	Yds	Avg	LG	TD	Seattle	No	Yds	Avg	LG	TD
J. Landry	7	59	8.4	28	0	D. Baldwin	9	92	10.2	22	1
A. Foster	3	62	20.7	50	0	J. Kearse	5	57	11.4	24	0
L. Carroo	2	14	7.0	12	0	T. Rawls	3	26	8.7	11	0
J. Cameron	2	6	3.0	5	0	T. Lockett	3	17	5.7	6	0
D. Williams	1	29	29.0	29	0	L. Willson	2	26	13.0	19	0
K. Stills	1	16	16.0	16	0	C. Michael	2	5	2.5	5	0
						C. Prorise	1	13	13.0	13	0
						P. Richardson	1	11	11.0	11	0
						J. Graham	1	11	11.0	11	0
TOTAL	16	186	11.6	50	0	TOTAL	27	258	9.6	24	1

TEAM STATISTICS

	Miami	Seattle
Total First Downs	11	21
Third Down Eff.	3-14-21%	5-16-31%
Total Net Yards	214	352
Total Off. Plays	54	78
Avg. per Play	4.0	4.5
Net Yards Rushing	64	112
Total Rushing Plays	20	32
Net Yards Passing	150	240
Times Sacked/Yards Lost	5/36	3/18
Pass Atts-Comps-Ints	29-16-0	43-27-1
Punts-No. and Avg.	7-46.7	6-42.2
Penalties-No. and Yards	4-40	8-69
Fumbles-No. and Lost	2-0	1-1
Touchdowns	1	1
Field Goals Made-Att	1-2	2-2
Time of Possession	25:28	34:32

DEFENSE

Miami	T	S	A	QB	Yds.	Int.	Yds.	PD	FF	FR
R. Jones	12	6	6	0.0	0.0	0	0	1	0	0
X. Howard	11	6	5	0.0	0.0	0	0	0	0	0
K. Alonso	11	3	8	0.0	0.0	0	0	0	0	1
K. Misi	10	5	5	0.0	0.0	0	0	0	0	0
I. Abdul-Quddus	8	3	5	0.0	0.0	1	9	2	0	0
Additional Stats: Sacks: N. Suh 1.0, M. Williams 1.0, J. Phillips 0.5, J. Jones 0.5.										
Seattle	T	S	A	QB	Yds.	Int.	Yds.	PD	FF	FR
K. Wright	11	3	8	1.0	2.0	0	0	0	0	0
K. Chancellor	7	3	4	0.0	0.0	0	0	0	0	0
B. Wagner	6	6	0	0.0	0.0	0	0	0	0	0
M. Bennett	6	2	4	1.0	9.0	0	0	0	0	0
E. Thomas	4	2	2	0.0	0.0	0	0	0	0	0
Additional Stats: Sacks: C. Avril 1.0, F. Clark 1.0, C. Marsh 1.0.										
FF: C. Marsh 1.										

2



L.A. RAMS 9, SEATTLE SEAHAWKS 3 SUNDAY, SEPTEMBER 18, 2016 L.A. MEMORIAL COLISEUM



The Seattle Seahawks offense struggled to sustain drives and fumbled on their final drive of the game, losing the ball and losing to the Los Angeles Rams by a score of 9-3 in what was the Rams' first home game in Los Angeles since 1994. The Rams opened the game with a scoring drive, as Greg Zuerlein connected on a 39-yard field goal. After trading punts, Seattle evened the score as Steven Hauschka made a 23-yard field goal. The Rams added a 28-yard field goal late in the first half, giving L.A. the 6-3 lead at halftime. Zuerlein made his third field goal of the game on the Rams' second possession of the second half, pushing their lead to 9-3. After four straight second half drives ending in a punt, the Seahawks got the ball on their 12-yard line with 1:53 remaining. Russell Wilson hit Tyler Lockett for 53 yards on the first play from scrimmage. On third down, Wilson found Christine Michael out of the backfield but Rams linebacker Alex Ogletree hit Michael, forcing a fumble which Ogletree recovered for the Rams, securing the L.A. victory. With a crowd of 91,046, it was the second-largest crowd the Seahawks have played in front of in team history.

		Seattle	0	3	0	0	3		
		Los Angeles	3	3	0	3	9		
LA	1	10:38	Zuerlein 39 FG (9-54, 4:22)				0	3	
SEA	2	14:45	Hauschka 23 FG (14-76, 7:08)				3	3	
LA	2	1:04	Zuerlein 28 FG (9-70, 3:15)				3	6	
LA	4	14:10	Zuerlein 47 FG (9-58, 4:28)				3	9	
Att.		91,046							

STATISTICS

RUSHING

Seattle	Att	Yds	Avg	LG	TD	Los Angeles	Att	Yds	Avg	LG	TD
C. Michael	10	60	6.0	16	0	T. Gurley	19	51	2.7	11	0
R. Wilson	5	14	2.8	8	0	T. Austin	2	6	3.0	8	0
A. Collins	2	0	0.0	0	0	C. Keenum	3	5	1.7	7	0
T. Rawls	7	-7	-1.0	4	0	B. Cunningham	1	2	2.0	2	0
TOTAL	24	67	2.8	16	0	TOTAL	25	64	2.6	11	0

PASSING

Seattle	A	C	Yds	SK/YD	TD	LG	INT	RT	Los Angeles	A	C	Yds	SK/YD	TD	LG	INT	RT
R. Wilson	35	22	254	2/15	0	53	0	84.7	C. Keenum	30	18	239	3/20	0	44	0	85.3
TOTAL	35	22	254	2/15	0	53	0	84.7	TOTAL	30	18	239	3/20	0	44	0	85.3

RECEIVING

Seattle	No	Yds	Avg	LG	TD	Los Angeles	No	Yds	Avg	LG	TD
T. Lockett	4	99	24.8	53	0	K. Britt	6	94	15.7	36	0
J. Graham	3	42	14.0	17	0	T. Austin	5	50	10.0	27	0
P. Richardson	3	35	11.7	14	0	L. Kendrick	4	61	15.3	44	0
C. Michael	3	26	8.7	13	0	T. Gurley	1	19	19.0	19	0
D. Baldwin	3	20	6.7	8	0	B. Quick	1	8	8.0	8	0
T. Rawls	3	15	5.0	11	0	B. Cunningham	1	7	7.0	7	0
J. Kearse	2	11	5.5	9	0						
L. Willson	1	6	6.0	6	0						
TOTAL	22	254	11.5	53	0	TOTAL	18	239	13.3	44	0

TEAM STATISTICS

	Seattle	Los Angeles
Total First Downs	17	17
Third Down Eff.	4-13-31%	3-12-25%
Total Net Yards	306	283
Total Off. Plays	61	58
Avg. per Play	5.0	4.9
Net Yards Rushing	67	64
Total Rushing Plays	24	25
Net Yards Passing	239	219
Times Sacked/Yards Lost	2/15	3/20
Pass Atts-Comps-Ints	35-22-0	30-18-0
Punts-No. and Avg.	7-44.1	6-39.5
Penalties-No. and Yards	10-114	9-78
Fumbles-No. and Lost	3-1	0-0
Touchdowns	0	0
Field Goals Made-Att	1-1	3-3
Time of Possession	30:03	29:57

DEFENSE

	T	S	A	QB	Yds.	Int.	Yds.	PD	FF	FR
K. Wright	9	7	2	0.0	0.0	0	0	0	0	0
B. Wagner	8	5	3	0.0	0.0	0	0	0	0	0
K. Chancellor	5	4	1	0.0	0.0	0	0	0	0	0
M. Bennett	4	4	0	1.0	9.0	0	0	0	0	0
D. Shead	4	4	0	0.0	0.0	0	0	0	0	0
F. Clark	4	3	1	2.0	11.0	0	0	0	0	0
Additional Stats: None										
	T	S	A	QB	Yds.	Int.	Yds.	PD	FF	FR
M. Barron	10	9	1	0.0	0.0	0	0	1	0	0
A. Ogletree	9	8	1	0.0	0.0	0	0	1	1	1
T. Johnson	6	5	1	0.0	0.0	0	0	0	0	1
L. Joyner	5	4	1	0.0	0.0	0	0	2	0	0
W. Hayes	5	1	4	1.0	8.0	0	0	0	0	0
Additional Stats: Sacks: R. Quinn 1.0, FF: R. Quinn 1.										

3



SEATTLE SEAHAWKS 37, SAN FRANCISCO 49ERS 18

SUNDAY, SEPTEMBER 25, 2016

CENTURYLINK FIELD



The Seattle Seahawks offense totaled 418 yards while the defense held the San Francisco 49ers to 254 total yards in a 37-18 Seahawks victory at CenturyLink Field. Christine Michael rushed for 106 yards, Doug Baldwin caught 8 passes for 164 yards and Jimmy Graham caught 6 passes for 100 yards as the offense found its rhythm, pushing Seattle's record to 2-1 on the season. Seattle opened the game with a 3-play, 75-yard drive as Michael ran for a 41-yard touchdown. On the Seahawks' second drive, Michael rushed for a 4-yard touchdown, giving Seattle the 14-0 lead. The 49ers scored on a Phil Dawson field goal and Russell Wilson found Graham on an 18-yard TD pass, giving Seattle the 24-3 lead. Three Steven Hauschka field goals pushed the score to 30-3. Trevone Boykin entered the game after Wilson injured his left knee, and Boykin connected with Baldwin on a 16-yard TD pass for the 37-3 lead. Carlos Hyde scored twice late in the fourth quarter for the 49ers on two runs of eight yards each, for a final score of 37-18.

San Francisco	0	3	0	15	18
Seattle	14	10	6	7	37

						San Francisco	Seattle
SEA	1	14:17	Michael 41 run (Hauschka kick) (3-75, 0:43)			0	7
SEA	1	4:08	Michael 4 run (Hauschka kick) (14-62, 8:24)			0	14
SF	2	9:41	Dawson 22 FG (5-26, 1:58)			3	14
SEA	2	7:53	Graham 18 pass Wilson (Hauschka kick) (4-73, 1:48)			3	21
SEA	2	1:13	Hauschka 33 FG (7-42, 2:39)			3	24
SEA	3	6:53	Hauschka 33 FG (6-12, 4:08)			3	27
SEA	3	2:29	Hauschka 22 FG (7-16, 3:34)			3	30
SEA	4	12:53	Baldwin 16 pass Boykin (Hauschka kick) (7-58, 3:37)			3	37
SF	4	7:50	Hyde 8 run (Dawson kick) (11-75, 5:03)			10	37
SF	4	0:56	Hyde 8 run (Hyde run) (8-47, 2:44)			18	37
Att. 69,010							

STATISTICS

RUSHING

San Francisco	Att	Yds	Avg	LG	TD	Seattle	Att	Yds	Avg	LG	TD
C. Hyde	21	103	4.9	34	2	C. Michael	20	106	5.3	41t	2
B. Gabbert	5	22	4.4	10	0	A. Collins	4	12	3.0	4	0
S. Draughn	5	10	2.0	7	0	T. Magee	3	12	4.0	5	0
						R. Wilson	1	3	3.0	3	0
						T. Boykin	2	-2	-1.0	0	0
						D. Baldwin	1	-4	-4.0	-4	0
TOTAL	31	135	4.4	34	2	TOTAL	31	127	4.1	41t	2

PASSING

San Francisco	A	C	Yds	SK/YD	TD	LG	INT	RT	Seattle	A	C	Yds	SK/YD	TD	LG	INT	RT
B. Gabbert	25	14	119	0/0	0	20	1	51.9	R. Wilson	23	15	243	2/17	1	59	0	114.9
									T. Boykin	9	7	65	0/0	1	23	1	94.2
TOTAL	25	14	119	0/0	0	20	1	51.9	TOTAL	32	22	308	2/17	2	59	1	107.3

RECEIVING

San Francisco	No	Yds	Avg	LG	TD	Seattle	No	Yds	Avg	LG	TD
T. Smith	3	35	11.7	13	0	D. Baldwin	8	164	20.5	59	1
G. Celek	3	25	8.3	18	0	J. Graham	6	100	16.7	40	1
J. Kerley	2	24	12.0	20	0	A. Collins	2	19	9.5	10	0
V. McDonald	2	4	2.0	2	0	J. Kearse	2	11	5.5	9	0
R. Streater	1	19	19.0	19	0	L. Willson	2	9	4.5	7	0
Q. Patton	1	8	8.0	8	0	C. Michael	2	5	2.5	5	0
S. Draughn	1	2	2.0	2	0						
C. Hyde	1	2	2.0	2	0						
TOTAL	14	119	8.5	20	0	TOTAL	22	308	14.0	59	2

TEAM STATISTICS

	San Francisco	Seattle
Total First Downs	12	18
Third Down Eff.	4-15-27%	9-14-64%
Total Net Yards	254	418
Total Off. Plays	56	65
Avg. per Play	4.5	6.4
Net Yards Rushing	135	127
Total Rushing Plays	31	31
Net Yards Passing	119	291
Times Sacked/Yards Lost	0/0	2/17
Pass Atts-Comps-Ints	25-14-1	32-22-1
Punts-No. and Avg.	7-45.6	2-51.0
Penalties-No. and Yards	4-35	6-50
Fumbles-No. and Lost	1-0	1-1
Touchdowns	2	4
Field Goals Made-Att	1-2	3-3
Time of Possession	24:03	35:57

DEFENSE

San Francisco	T	S	A	QB	Yds.	Int.	Yds.	PD	FF	FR
E. Reid	12	7	5	0.0	0.0	0	0	1	0	0
D. Buckner	8	1	7	0.0	0.0	0	0	0	0	0
N. Bowman	7	6	1	0.0	0.0	0	0	0	1	0
G. Hodges	6	1	5	0.0	0.0	0	0	0	0	1
M. Purcell	6	0	6	0.0	0.0	0	0	0	0	0
Additional Stats: Sacks: A. Brooks 1.0, G. Dorsey 1.0. INT: N. Bellore 1.										
Seattle	T	S	A	QB	Yds.	Int.	Yds.	PD	FF	FR
K. Chancellor	8	5	3	0.0	0.0	0	0	1	0	0
D. Shead	7	7	0	0.0	0.0	0	0	1	1	0
K. Wright	7	3	4	0.0	0.0	0	0	0	0	0
B. Wagner	6	0	6	0.0	0.0	1	9	2	0	0
A. Rubin	5	1	4	0.0	0.0	0	0	0	0	0
Additional Stats: None										

5



SEATTLE SEAHAWKS 26, ATLANTA FALCONS 24

SUNDAY, OCTOBER 16, 2016

CENTURYLINK FIELD



The Seattle Seahawks gave away a 17-3 halftime lead in the third quarter but responded with a strong fourth quarter, scoring nine unanswered points to regain the lead and secure a 26-24 victory over the high-powered Atlanta Falcons. Near the end of the first quarter, Cliff Avril sacked Matt Ryan, forcing a fumble that Tony McDaniel recovered at the Falcons' 9-yard line, setting up a 9-yard TD run by Christine Michael. The Falcons responded with a field goal. Alex Collins scored his first-career TD run for Seattle and Steven Hauschka added a 42-yard field goal to give Seattle the 17-3 lead at the half. The Falcons offense came out strong in the third quarter as Ryan led them to scores on all three drives, hitting Julio Jones on a 36-yard TD, Mohamed Sanu on a 10-yard TD, and Levine Toilolo on a 46-yard TD, giving Atlanta the 24-17 lead heading into the fourth quarter. Seattle's offense put together a 70-yard drive and Michael scored on a 1-yard run, but Hauschka's extra point attempt was blocked, leaving the Seahawks down one point, 24-23, with 4:43 remaining in the game. Earl Thomas intercepted Ryan at midfield after Ryan's pass caromed off Jones' hands and was then tipped by Sherman before Thomas corralled it, leading to a 44-yard Hauschka field goal as the Seahawks took the 26-24 lead. Seattle's defense forced four-straight incompletions on the Falcons final drive, returning the ball to the offense and securing the Seahawks victory.

Atlanta	0	3	21	0	24
Seattle	7	10	0	9	26

						Atlanta	Seattle
SEA	1	2:02	Michael 9 run (Hauschka kick) (1-9, 0:05)			0	7
ATL	2	8:38	Bryant 33 FG (12-52, 4:37)			3	7
SEA	2	4:32	Collins 2 run (Hauschka kick) (8-75, 4:06)			3	14
SEA	2	0:42	Hauschka 42 FG (5-22, 1:16)			3	17
ATL	3	11:01	Jones 36 pass Ryan (Bryant kick) (9-75, 3:59)			10	17
ATL	3	6:11	Sanu 10 pass Ryan (Bryant kick) (8-79, 3:23)			17	17
ATL	3	0:17	Toilolo 46 pass Ryan (Bryant kick) (6-97, 3:27)			24	17
SEA	4	4:43	Michael 1 run (kick blocked) (9-70, 3:51)			24	23
SEA	4	1:57	Hauschka 44 FG (7-24, 1:51)			24	26

Att. 69,071

STATISTICS

RUSHING

Atlanta	Att	Yds	Avg	LG	TD	Seattle	Att	Yds	Avg	LG	TD
D. Freeman	12	40	3.3	18	0	C. Michael	18	64	3.6	21	2
T. Coleman	5	10	2.0	4	0	R. Wilson	6	7	1.2	6	0
M. Ryan	1	2	2.0	2	0	A. Collins	1	2	2.0	2t	1
						T. Lockett	1	2	2.0	2	0
						C. Spiller	1	-3	-3.0	-3	0
TOTAL	18	52	2.9	18	0	TOTAL	27	72	2.7	21	3

PASSING

Atlanta	A	C	Yds	SK/YD	TD	LG	INT	RT	Seattle	A	C	Yds	SK/YD	TD	LG	INT	RT
M. Ryan	42	27	335	4/25	3	46t	1	102.8	R. Wilson	37	25	270	1/9	0	25	0	88.8
TOTAL	42	27	335	4/25	3	46t	1	102.8	TOTAL	37	25	270	1/9	0	25	0	88.8

RECEIVING

Atlanta	No	Yds	Avg	LG	TD	Seattle	No	Yds	Avg	LG	TD
J. Jones	7	139	19.9	36t	1	J. Graham	6	89	14.8	25	0
M. Sanu	5	47	9.4	14	1	D. Baldwin	4	31	7.8	11	0
L. Toilolo	3	69	23.0	46t	1	C. Spiller	3	38	12.7	24	0
J. Hardy	3	30	10.0	11	0	J. Kearse	3	35	11.7	16	0
D. Freeman	3	10	3.3	11	0	T. Lockett	3	23	7.7	10	0
J. Tammie	2	16	8.0	12	0	C. Michael	3	19	6.3	9	0
A. Robinson	1	8	8.0	8	0	T. McEvoy	1	17	17.0	17	0
T. Coleman	1	7	7.0	7	0	L. Willson	1	9	9.0	9	0
T. Gabriel	1	6	6.0	6	0	A. Collins	1	9	9.0	9	0
P. DiMarco	1	3	3.0	3	0						
TOTAL	27	335	12.4	46	3	TOTAL	25	270	10.8	25	0

TEAM STATISTICS

	Atlanta	Seattle
Total First Downs	22	22
Third Down Eff.	3-11-27%	5-14-36%
Total Net Yards	362	333
Total Off. Plays	64	65
Avg. per Play	5.7	5.1
Net Yards Rushing	52	72
Total Rushing Plays	18	27
Net Yards Passing	310	261
Times Sacked/Yards Lost	4/25	1/9
Pass Atts-Comps-Ints	42-27-1	37-25-0
Punts-No. and Avg.	4-41.3	5-46.0
Penalties-No. and Yards	8-66	3-30
Fumbles-No. and Lost	1-1	3-0
Touchdowns	3	3
Field Goals Made-Att	1-1	2-3
Time of Possession	29:51	30:09

DEFENSE

Atlanta	T	S	A	QB	Yds.	Int.	Yds.	PD	FF	FR
K. Neal	10	5	5	0.0	0.0	0	0	1	1	0
K. Ishmael	8	4	4	0.0	0.0	0	0	0	0	0
G. Jarrett	7	0	7	0.0	0.0	0	0	0	0	0
L. Reynolds	6	0	6	0.0	0.0	0	0	0	0	0
R. Allen	6	0	6	0.0	0.0	0	0	0	0	0

Additional Stats: Sacks: D. Trufant 1.0. FF: D. Trufant 1, B. Reed 1.

Seattle	T	S	A	QB	Yds.	Int.	Yds.	PD	FF	FR
B. Wagner	14	3	11	0.0	0.0	0	0	0	0	0
D. Shead	8	7	1	0.0	0.0	0	0	3	0	0
K. Wright	7	1	6	0.0	0.0	0	0	0	0	0
M. Bennett	5	3	2	0.0	0.0	0	0	0	0	0
C. Avril	4	2	2	2.0	12.0	0	0	0	1	0

Additional Stats: Sacks: J. Reed 1.0, C. Marsh 1.0. INT: E Thomas 1. FR: T. McDaniel 1.

7



NEW ORLEANS SAINTS 25, SEATTLE SEAHAWKS 20

SUNDAY, OCTOBER 30, 2016

MERCEDES-BENZ SUPERDOME



The Seattle Seahawks last-second effort fell short as Jermaine Kearse could only get one foot down in the end zone on a fade route thrown by Russell Wilson and the Seahawks lost to the Saints by a score of 25-20 in New Orleans. Seattle scored mid-way through the first quarter when Earl Thomas recovered a Mark Ingram fumble and returned it 34 yards for a touchdown and the 7-0 lead. Christine Michael scored on a 2-yard run for the Seahawks and Wil Lutz connected on two second-quarter field goals and Drew Brees scored on a QB sneak at the end of the second quarter for a halftime score of 14-13. The teams traded field goals in the third quarter, keeping Seattle's lead at 17-16 heading into the fourth. Brees hit Brandin Cooks on a 2-yard TD to give the Saints a 22-17 lead. Seattle scored on a 21-yard field goal by Steven Hauschka to bring the score to 22-20, and Lutz connected on a 41-yard FG to push the lead to 25-20 with 1:57 remaining. Seattle moved down the field but on fourth down from the 10-yard line with :02 remaining, Wilson hit Kearse in the back corner of the end zone but he could only get one foot down in bounds and the Seahawks lost by a final score of 25-20.

Seattle	7	7	3	3	20
New Orleans	0	13	3	9	25

					Seattle	New Orleans
SEA	1	7:53	Thomas 34 fumble return (Hauschka kick)		7	0
NO	2	11:33	Lutz 22 FG (15-83, 7:00)		7	3
SEA	2	9:53	Michael 2 run (Hauschka kick) (4-75, 1:40)		14	3
NO	2	5:15	Lutz 53 FG (10-40, 4:38)		14	6
NO	2	0:49	Brees 1 run (Lutz kick) (9-37, 4:13)		14	13
SEA	3	8:56	Hauschka 44 FG (11-49, 6:04)		17	13
NO	3	3:14	Lutz 21 FG (11-74, 5:42)		17	16
NO	4	12:24	Cooks 2 pass Brees (pass failed) (9-71, 4:27)		17	22
SEA	4	6:38	Hauschka 21 FG (13-72, 5:46)		20	22
NO	4	1:57	Lutz 41 FG (11-52, 4:41)		20	25
Att. 73,188						

STATISTICS

RUSHING

Seattle	Att	Yds	Avg	LG	TD	New Orleans	Att	Yds	Avg	LG	TD
C. Michael	10	40	4.0	10	1	T. Hightower	26	102	3.9	28	0
C. Proise	4	23	5.8	8	0	D. Lasco	5	15	3.0	5	0
R. Wilson	3	11	3.7	5	0	M. Ingram	3	5	1.7	2	0
						D. Brees	1	1	1.0	1t	1
TOTAL	17	74	4.4	10	1	TOTAL	35	123	3.5	28	1

PASSING

Seattle	A	C	Yds	SK/YD	TD	LG	INT	RT	New Orleans	A	C	Yds	SK/YD	TD	LG	INT	RT
R. Wilson	34	22	253	1/11	0	27	1	74.8	D. Brees	35	27	265	2/13	1	38	0	107.4
T. McEvoy	1	1	43	0/0	0	43	0	118.8									
J. Ryan	1	0	0	0/0	0	0	0	39.6									
TOTAL	36	23	296	1/11	0	43	1	78.0	TOTAL	35	27	265	2/13	1	38	0	107.4

RECEIVING

Seattle	No	Yds	Avg	LG	TD	New Orleans	No	Yds	Avg	LG	TD
C. Proise	4	80	20.0	43	0	M. Thomas	6	63	10.5	17	0
J. Kearse	4	57	14.3	23	0	W. Snead	6	56	9.3	16	0
D. Baldwin	4	51	12.8	27	0	B. Cooks	4	44	11.0	20	1
T. Lockett	4	32	8.0	10	0	C. Fleener	4	36	9.0	13	0
J. Graham	3	34	11.3	15	0	B. Coleman	2	44	22.0	38	0
P. Richardson	2	33	16.5	23	0	J. Kuhn	2	12	6.0	7	0
N. Vannett	1	7	7.0	7	0	T. Cadet	1	7	7.0	7	0
C. Michael	1	2	2.0	2	0	J. Hill	1	3	3.0	3	0
						T. Hightower	1	0	0.0	0	0
TOTAL	23	296	12.9	43	0	TOTAL	27	265	9.8	38	1

TEAM STATISTICS

	Seattle	New Orleans
Total First Downs	15	28
Third Down Eff.	5-11-45%	9-15-60%
Total Net Yards	359	375
Total Off. Plays	54	72
Avg. per Play	6.6	5.2
Net Yards Rushing	74	123
Total Rushing Plays	17	35
Net Yards Passing	285	252
Times Sacked/Yards Lost	1/11	2/13
Pass Atts-Comps-Ints	36-23-1	35-27-0
Punts-No. and Avg.	3-48.7	2-46.0
Penalties-No. and Yards	11-76	2-10
Fumbles-No. and Lost	1-0	1-1
Touchdowns	2	2
Field Goals Made-Att	2-2	4-4
Time of Possession	23:48	36:12

DEFENSE

Seattle	T	S	A	QB	Yds.	Int.	Yds.	PD	FF	FR
B. Wagner	15	11	4	0.0	0.0	0	0	0	0	0
K. McCray	10	6	4	0.0	0.0	0	0	0	0	0
D. Shead	8	6	2	0.0	0.0	0	0	0	0	0
R. Sherman	8	5	3	0.0	0.0	0	0	0	0	0
K. Wright	6	4	2	0.0	0.0	0	0	0	0	0
F. Clark	6	3	3	1.0	5.0	0	0	0	0	0
Additional Stats: Sacks: C. Avril 1.0. FF: C. Avril 1. FR: E. Thomas 1 (TD).										
New Orleans	T	S	A	QB	Yds.	Int.	Yds.	PD	FF	FR
J. Byrd	10	8	2	0.0	0.0	0	0	0	0	0
C. Robertson	8	5	3	0.0	0.0	0	0	0	0	0
K. Crawley	6	6	0	0.0	0.0	0	0	0	0	0
D. Ellerbe	5	4	1	0.0	0.0	0	0	0	0	0
N. Stupar	4	4	0	0.0	0.0	1	0	1	0	0
Additional Stats: Sacks: P. Kruger 1.0.										

8



SEATTLE SEAHAWKS 31, BUFFALO BILLS 25 MONDAY, NOVEMBER 7, 2016 CENTURYLINK FIELD



Although the Seahawks defense gave up 425 yards and the Bills offense was 12 of 17 on third downs, Seattle's offense put 31 points on the board and the defense stopped the Bills on the last two drives of the game, beating Buffalo by a score of 31-25 and extending Seattle's winning streak on Monday nights to 11 games in a row. After a Seattle three-and-out to open the game, the Bills blocked a Jon Ryan punt and took over on the Seattle three-yard line, and Tyrod Taylor ran it in on the first play for a 7-0 lead. The Seahawks responded with a 58-yard drive in three plays, with Russell Wilson hitting Doug Baldwin on a 50-yard completion, then running it in from three-yards out to tie the game at 7-7. Buffalo then put together a 17-play drive and scored on a Taylor pass to Justin Hunter. Seattle tied the score at 14-14 when Wilson hit Jimmy Graham on a 17-yard TD that he caught with one hand. Dan Carpenter connected on a 31-yard field goal for the 17-14 lead. But Seattle scored on a Christine Michael 3-yard TD and Wilson again found Graham for an 18-yard TD, pushing Seattle's halftime lead to 28-17. Richard Sherman intercepted in the end zone on the opening drive of the second half but Seattle was forced to punt. The Bills scored on a 1-yard run by Mike Gillislee and converted the 2-point attempt to pull within three, 28-25. Seattle responded with a 49-yard field goal by Steven Hauschka to push the lead to 31-25. On the Bills' final two possessions, Seattle's defense forced a punt and held Buffalo's offense out of the end zone on fourth and goal from the 15 with :13 seconds remaining, securing the 31-25 victory.

	Buffalo	3	0	8	25		
	Seattle	7	21	0	3	31	
						Buffalo	Seattle
BUF 1 13:32	Taylor 3 run (Carpenter kick) (1-3, 0:04)					7	0
SEA 1 12:21	Wilson 3 run (Hauschka kick) (3-58, 1:11)					7	7
BUF 1 2:21	Hunter 5 pass Taylor (Carpenter kick) (17-75, 10:00)					14	7
SEA 2 14:54	Graham 17 pass Wilson (Hauschka kick) (5-65, 2:27)					14	14
BUF 2 9:32	Carpenter 31 FG (12-62, 5:22)					17	14
SEA 2 4:29	Michael 3 run (Hauschka kick) (3-40, 1:42)					17	21
SEA 2 1:00	Graham 18 pass Wilson (Hauschka kick) (6-68, 1:19)					17	28
BUF 4 14:26	Gillislee 1 run (Taylor run) (13-82, 6:49)					25	28
SEA 4 9:49	Hauschka 49 FG (8-44, 4:37)					25	31

Att. 69,084

STATISTICS

RUSHING

Buffalo	Att	Yds	Avg	LG	TD	Seattle	Att	Yds	Avg	LG	TD
L. McCoy	21	85	4.0	15	0	T. Lockett	1	13	13.0	13	0
T. Taylor	8	43	5.4	16	1	R. Wilson	3	10	3.3	8	1
M. Gillislee	8	32	4.0	9	1	C. Proise	3	9	3.0	4	0
J. Felton	1	2	2.0	2	0	C. Michael	5	1	0.2	3t	1
TOTAL	38	162	4.3	16	2	TOTAL	12	33	2.8	13	2

PASSING

Buffalo	A	C	Yds	SK/YD	TD	LG	INT	RT	Seattle	A	C	Yds	SK/YD	TD	LG	INT	RT
T. Taylor	38	27	289	5/26	1	29	1	90.8	R. Wilson	26	20	282	4/37	2	50	0	137.0
J. Williams	1	0	0	0/0	0	0	0	39.6									
TOTAL	39	27	289	5/26	1	29	1	88.5	TOTAL	26	20	282	4/37	2	50	0	137.0

RECEIVING

Buffalo	No	Yds	Avg	LG	TD	Seattle	No	Yds	Avg	LG	TD
R. Woods	10	162	16.2	29	0	J. Graham	8	103	12.9	18t	2
M. Goodwin	4	43	10.8	15	0	D. Baldwin	6	89	14.8	50	0
L. McCoy	4	35	8.8	15	0	J. Kearse	2	36	18.0	20	0
C. Clay	3	9	3.0	6	0	T. Lockett	1	17	17.0	17	0
R. Bush	2	22	11.0	14	0	B. Williams	1	16	16.0	16	0
M. Gillislee	2	4	2.0	6	0	P. Richardson	1	15	15.0	15	0
W. Powell	1	9	9.0	9	0	C. Proise	1	6	6.0	6	0
J. Hunter	1	5	5.0	5t	1						
TOTAL	27	289	10.7	29	1	TOTAL	20	282	14.1	50	2

TEAM STATISTICS

	Buffalo	Seattle
Total First Downs	30	19
Third Down Eff.	12-17-71%	2-7-29%
Total Net Yards	425	278
Total Off. Plays	82	42
Avg. per Play	5.2	6.6
Net Yards Rushing	162	33
Total Rushing Plays	38	12
Net Yards Passing	263	245
Times Sacked/Yards Lost	5/26	4/37
Pass Atts-Comps-Ints	39-27-1	26-20-0
Punts-No. and Avg.	3-32.7	4-35.5
Penalties-No. and Yards	11-115	10-75
Fumbles-No. and Lost	0-0	0-0
Touchdowns	3	4
Field Goals Made-Att	1-2	1-1
Time of Possession	40:17	19:43

DEFENSE

Buffalo	T	S	A	QB	Yds.	Int.	Yds.	PD	FF	FR
C. Graham	6	3	3	0.0	0.0	0	0	0	0	0
P. Brown	6	1	5	0.0	0.0	0	0	0	0	0
K. Williams	4	3	1	1.0	9.0	0	0	0	0	0
R. Blanton	4	1	3	0.0	0.0	0	0	0	0	0
J. Hughes	3	3	0	1.0	10.0	0	0	0	0	0
Additional Stats: Sacks:	L. Alexander 1.0, S. Lawson 1.0. Punt Block: J. Hughes 1.									
Seattle	T	S	A	QB	Yds.	Int.	Yds.	PD	FF	FR
B. Wagner	16	8	8	0.5	5.0	0	0	0	0	0
K. McCray	13	8	5	0.0	0.0	0	0	1	0	0
K. Wright	11	7	4	1.0	1.0	0	0	0	0	0
E. Thomas	9	2	7	0.0	0.0	0	0	0	0	0
B. Coyle	8	4	4	1.0	1.0	0	0	0	0	0
Additional Stats: Sacks:	C. Avril 1.5, F. Clark 1.0. INT: R. Sherman 1.									

9



SEATTLE SEAHAWKS 31, NEW ENGLAND PATRIOTS 24

SUNDAY, NOVEMBER 13

GILLETTE STADIUM



The Seattle Seahawks won in New England on Sunday Night Football in a game that saw seven lead changes as Russell Wilson out-dued Tom Brady, passing for 348 yards and three touchdowns, and the Seahawks defense stopped the Patriots on the one-yard line with 11 seconds remaining to secure the 31-24 victory. LeGarrette Blount scored two first-half touchdowns for New England, and the Patriots defense held Seattle out of the end zone in the first quarter, as Steven Hauschka connected on two field goals. In the second quarter, Wilson hit Doug Baldwin on touchdowns of 6 and 18 yards, giving Seattle the halftime lead of 19-14. Blount scored his third TD of the game in the third quarter on a 13-yard run giving New England a 21-19 lead. Hauschka made a 41-yard field goal to take a 22-21 lead entering the fourth quarter. The Patriots regained the lead on a Stephen Gostkowski field goal but Seattle responded with a 58-yard drive and Hauschka 23-yard field goal to go ahead 25-24 with 8:56 remaining. On the Patriots ensuing possession, Kam Chancellor forced a Julian Edelman fumble which Richard Sherman recovered. Seattle drove 48 yards and Wilson connected with Baldwin on their third TD of the game. The Seahawks went for two, trying to make it a two-score game but the try was unsuccessful and New England took over, down 31-24 with 4:24 remaining. Brady drove the Patriots down to the one-yard line, but Seattle's defense held stout, returned the ball to the offense on downs and secured the 31-24 victory.

Seattle	6	13	3	9	31
New England	7	7	7	3	24

					Seattle	New England
NE	1	10:19	Blount 1 run (Gostkowski kick) (9-75, 4:41)		0	7
SEA	1	7:10	Hauschka 27 FG (8-52, 3:09)		3	7
SEA	1	1:33	Hauschka 31 FG (10-66, 4:13)		6	7
SEA	2	10:52	Baldwin 6 pass Wilson (kick blocked) (10-65, 4:10)		12	7
NE	2	1:05	Blount 1 run (Gostkowski kick) (11-81, 4:59)		12	14
SEA	2	0:06	Baldwin 18 pass Wilson (Hauschka kick) (7-75, 0:59)		19	14
NE	3	7:52	Blount 13 run (Gostkowski kick) (10-91, 5:34)		19	21
SEA	3	2:52	Hauschka 41 FG (9-52, 5:00)		22	21
NE	4	13:00	Gostkowski 30 FG (10-63, 4:52)		22	24
SEA	4	8:56	Hauschka 23 FG (8-58, 4:04)		25	24
SEA	4	4:24	Baldwin 15 pass Wilson (pass failed) (8-48, 4:05)		31	24
Att. 66,829						

STATISTICS

RUSHING

Seattle	Att	Yds	Avg	LG	TD	New England	Att	Yds	Avg	LG	TD
C. Proise	17	66	3.9	10	0	L. Blount	21	69	3.3	13t	3
C. Michael	5	22	4.4	9	0	T. Brady	5	7	1.4	3	0
R. Wilson	3	6	2.0	6	0	J. White	2	5	2.5	3	0
A. Collins	1	2	2.0	2	0						
TOTAL	26	96	3.7	10	0	TOTAL	28	81	2.9	13	3

PASSING

Seattle	A	C	Yds	SK/YD	TD	LG	INT	RT	New England	A	C	Yds	SK/YD	TD	LG	INT	RT
R. Wilson	37	25	348	3/24	3	39	0	124.6	T. Brady	32	23	316	2/12	0	36	1	90.1
TOTAL	37	25	248	3/24	3	39	0	124.6	TOTAL	32	23	316	2/12	0	36	1	90.1

RECEIVING

Seattle	No	Yds	Avg	LG	TD	New England	No	Yds	Avg	LG	TD
C. Proise	7	87	12.4	38	0	M. Bennett	7	102	14.6	36	0
D. Baldwin	6	59	9.8	18t	3	J. Edelman	7	99	14.1	33	0
J. Graham	4	48	12.0	19	0	J. White	4	32	8.0	13	0
T. Lockett	3	72	24.0	36	0	R. Gronkowski	3	56	18.7	26	0
P. Richardson	2	52	26.0	39	0	D. Amendola	1	14	14.0	14	0
J. Kearse	2	26	13.0	20	0	M. Mitchell	1	13	13.0	13	0
C. Michael	1	4	4.0	4	0						
TOTAL	25	348	13.9	39	3	TOTAL	23	316	13.7	36	0

TEAM STATISTICS

	Seattle	New England
Total First Downs	23	25
Third Down Eff.	6-12-50%	6-10-60%
Total Net Yards	420	385
Total Off. Plays	66	62
Avg. per Play	6.4	6.2
Net Yards Rushing	96	81
Total Rushing Plays	26	28
Net Yards Passing	324	304
Times Sacked/Yards Lost	3/24	2/12
Pass Atts-Comps-Ints	37-25-0	32-23-1
Punts-No. and Avg.	2-52.5	2-46.0
Penalties-No. and Yards	8-60	7-61
Fumbles-No. and Lost	1-0	3-1
Touchdowns	3	3
Field Goals Made-Att	4-4	1-1
Time of Possession	30:25	29:35

DEFENSE

Seattle	T	S	A	QB	Yds.	Int.	Yds.	PD	FF	FR
E. Thomas	9	6	3	0.0	0.0	0	0	0	0	0
K. Wright	8	5	3	0.0	0.0	0	0	0	0	0
K. Chancellor	8	4	4	0.0	0.0	0	0	1	1	0
R. Sherman	7	3	4	0.0	0.0	0	0	0	0	1
T. McDaniel	6	1	5	0.0	0.0	0	0	0	0	0
F. Clark	5	3	2	1.0	5.0	0	0	0	0	0
Additional Stats: Sacks: J. Reed 0.5, D. Moore 0.5. INT: D. Shead 1.										
New England	T	S	A	QB	Yds.	Int.	Yds.	PD	FF	FR
D. Hightower	10	6	4	0.0	0.0	0	0	1	0	0
M. Butler	9	7	2	0.0	0.0	0	0	0	0	0
P. Chung	6	5	1	0.0	0.0	0	0	0	0	0
R. Ninkovich	6	3	3	1.0	9.0	0	0	0	0	0
D. McCourty	6	3	3	0.0	0.0	0	0	0	0	0
Additional Stats: Sacks: T. Flowers 2.0. FF: M. Brown 1.										

10



SEATTLE SEAHAWKS 26, PHILADELPHIA EAGLES 15

SUNDAY, NOVEMBER 20, 2016

CENTURYLINK FIELD



The Seattle Seahawks outgained the visiting Philadelphia Eagles, 439 to 308 yards, and won by a score of 26-15. On Seattle's second possession, C.J. Prosise broke off a 72-yard TD run, giving Seattle a 6-0 lead after the extra point attempt was blocked. Philadelphia took the lead, 7-6, in the second quarter when Carson Wentz hit Zach Ertz on a 4-yard TD. The Seahawks responded with a 92-yard drive when Russell Wilson hit Jimmy Graham on a 35-yard TD pass.

Seattle added a Steven Hauschka field goal on its ensuing possession, taking a 16-7 at the half. Seattle scored its first third-quarter touchdown of the season when Wilson caught a TD pass, thrown by Doug Baldwin on an end-around throwback pass. A Hauschka 35-yard field goal in the fourth quarter pushed Seattle's lead to 26-7. Wentz hit Dorial Green-Beckham on a 5-yard TD, and hit Nelson Agholor for the 2-point conversion to bring the score to 26-15. Seattle recovered the onside kick attempt and Seattle's defense prevented any more scores, securing the 26-15 victory. Kam Chancellor and Richard Sherman both recorded interceptions for Seattle's defense.

Philadelphia	0	7	0	8	15
Seattle	6	10	7	3	26

						Philadelphia	Seattle
SEA	1	11:02	Prosise 72 run (kick blocked) (2-80, 0:48)			0	6
PHI	2	14:13	Ertz 4 pass Wentz (Sturgis kick) (13-68, 7:35)			7	6
SEA	2	8:20	Graham 35 pass Wilson (Hauschka kick) (10-92, 5:53)			7	13
SEA	2	3:47	Hauschka 21 FG (6-74, 1:45)			7	16
SEA	3	7:31	Wilson 15 pass Baldwin (Hauschka kick) (6-59, 2:16)			7	23
SEA	4	13:34	Hauschka 35 FG (8-24, 2:42)			7	26
PHI	4	3:42	Green-Beckham 5 pass Wentz (Wentz-Agholor pass) (10-66, 3:33)			15	26
Att. 69,190							

STATISTICS

RUSHING

Philadelphia	Att	Yds	Avg	LG	TD	Seattle	Att	Yds	Avg	LG	TD
W. Smallwood	13	48	3.7	18	0	C. Prosise	4	76	19.0	72t	1
R. Mathews	7	31	4.4	18	0	T. Rawls	14	57	4.1	18	0
K. Barner	3	17	5.7	11	0	R. Wilson	8	19	2.4	7	0
D. Sproles	2	15	7.5	8	0	T. Pope	2	3	1.5	2	0
C. Wentz	1	2	2.0	2	0	W. Tukuafu	1	2	2.0	2	0
						T. Boykin	1	-5	-5.0	-5	0
TOTAL	26	113	4.3	18	0	TOTAL	30	152	5.1	72t	1

PASSING

Philadelphia	A	C	Yds	SK/YD	TD	LG	INT	RT	Seattle	A	C	Yds	SK/YD	TD	LG	INT	RT
C. Wentz	45	23	218	2/23	2	26	2	61.2	R. Wilson	31	18	272	1/0	1	44	0	97.8
									D. Baldwin	1	1	15	0/0	1	15t	0	158.3
TOTAL	45	23	218	2/23	2	26	2	61.2	TOTAL	32	19	287	1/0	2	44	0	109.8

RECEIVING

Philadelphia	No	Yds	Avg	LG	TD	Seattle	No	Yds	Avg	LG	TD
Z. Ertz	6	35	5.8	11	1	D. Baldwin	4	104	26.0	44	0
J. Matthews	5	59	11.8	26	0	J. Graham	3	46	15.3	35t	1
D. Green-Beckham	5	54	10.8	21	1	T. Rawls	3	31	10.3	20	0
W. Smallwood	4	31	7.8	18	0	T. Lockett	2	39	19.5	30	0
B. Celek	1	19	19.0	19	0	J. Kearse	2	29	14.5	17	0
T. Burton	1	14	14.0	14	0	C. Prosise	2	5	2.5	5	0
D. Sproles	1	6	6.0	6	0	R. Wilson	1	15	15.0	15t	1
						L. Willson	1	12	12.0	12	0
TOTAL	23	218	9.5	26	2	P. Richardson	1	6	6.0	6	0
						TOTAL	19	287	15.1	44	2

TEAM STATISTICS

	Philadelphia	Seattle
Total First Downs	20	18
Third Down Eff.	6-16-36%	5-15-33%
Total Net Yards	308	439
Total Off. Plays	73	63
Avg. per Play	4.2	7.0
Net Yards Rushing	113	152
Total Rushing Plays	26	30
Net Yards Passing	195	287
Times Sacked/Yards Lost	2/23	1/0
Pass Atts-Comps-Ints	45-23-2	32-19-0
Punts-No. and Avg.	7-49.1	6-46.5
Penalties-No. and Yards	8-48	7-48
Fumbles-No. and Lost	1-0	1-0
Touchdowns	2	3
Field Goals Made-Att	0-0	2-3
Time of Possession	31:06	28:54

DEFENSE

Philadelphia	T	S	A	QB	Yds.	Int.	Yds.	PD	FF	FR
M. Jenkins	7	4	3	0.0	0.0	0	0	0	0	0
N. Carroll	6	4	2	0.0	0.0	0	0	1	0	0
N. Bradham	6	4	2	0.0	0.0	0	0	1	0	0
J. Hicks	6	4	2	0.0	0.0	0	0	0	0	0
F. Cox	4	2	2	0.0	0.0	0	0	0	0	0
Additional Stats: Sacks: V. Curry 0.5, M. Smith 0.5.										
Seattle	T	S	A	QB	Yds.	Int.	Yds.	PD	FF	FR
B. Wagner	15	5	10	1.0	9.0	0	0	0	0	0
K. Wright	10	6	4	0.0	0.0	0	0	1	0	0
K. Chancellor	8	1	7	0.0	0.0	1	5	2	0	0
J. Lane	6	5	1	0.0	0.0	0	0	0	0	0
R. Sherman	4	2	2	0.0	0.0	1	0	2	0	0
Additional Stats: Sacks: C. Avril 1.0. FF: C. Avril 1.										

11



TAMPA BAY BUCCANEERS 14, SEATTLE SEAHAWKS 5

SUNDAY, NOVEMBER 27

RAYMOND JAMES STADIUM



The Seattle Seahawks offense could not convert on third downs and had trouble moving the ball in addition to turning the ball over three times, as Tampa Bay's 14 first quarter points were enough for the Buccaneers to seal the 14-5 victory in Tampa. The Buccaneers took the opening drive of the game 78 yards in 14 plays and Jameis Winston hit Mike Evans for a 3-yard TD. After a Seattle three-and-out, Winston led the Bucs 62 yards in five plays and again hit Evans, this time for a 23-yard TD, giving Tampa Bay the 14-0 lead. After a Jon Ryan punt pinned Tampa Bay on their four-yard line, a holding penalty in the end zone resulted in a Seahawks safety. Seattle added a Steven Hauschka field goal on the ensuing possession, bringing the score to 14-5. A Seahawks drive late in the first half ended when Russell Wilson was intercepted by Alterraun Verner. The Seahawks punted on their first four drives of the second half, but forced a Buccaneers fumble with 10 minutes left in the fourth quarter, and drove into field goal range but Jimmy Graham was hit and fumbled, returning the ball to Tampa Bay. Kam Chancellor then intercepted Winston in the end zone with four minutes left, but Wilson under pressure threw deep and was intercepted by Bradley McDougald at the 2-yard line. Tampa Bay ran out the clock and secured the 14-5 victory.

		Seattle	0	5	0	0	5
		Tampa Bay	14	0	0	0	14
						Seattle	Tampa Bay
TB	1	7:34	Evans 3 pass Winston (Aguayo kick) (14-78, 7:26)			0	7
TB	1	2:53	Evans 23 pass Winston (Aguayo kick) (5-62, 3:01)			0	14
SEA	2	13:23	Penalty on Stocker enforced in end zone for a safety			2	14
SEA	2	10:39	Hauschka 43 FG (8-47, 2:44)			5	14
Att.		63,674					

STATISTICS

RUSHING

Seattle	Att	Yds	Avg	LG	TD	Tampa Bay	Att	Yds	Avg	LG	TD
R. Wilson	8	80	10.0	17	0	D. Martin	23	87	3.8	11	0
T. Rawls	12	38	3.2	8	0	P. Barber	5	16	3.2	7	0
T. Lockett	1	9	9.0	9	0	J. Winston	5	12	2.4	8	0
W. Tukuafu	1	0	0.0	0	0	A. Humphries	2	3	1.5	8	0
TOTAL	22	127	5.8	17	0	TOTAL	35	118	3.4	11	0

PASSING

Seattle	A	C	Yds	SK/YD	TD	LG	INT	RT	Tampa Bay	A	C	Yds	SK/YD	TD	LG	INT	RT
R. Wilson	33	17	151	6/33	0	21	2	38.8	J. Winston	28	21	220	0/0	2	27	1	106.3
TOTAL	33	17	151	6/33	0	21	2	38.8	TOTAL	28	21	220	0/0	2	27	1	106.3

RECEIVING

Seattle	No	Yds	Avg	LG	TD	Tampa Bay	No	Yds	Avg	LG	TD
D. Baldwin	7	34	4.9	12	0	M. Evans	8	104	13.0	26	2
J. Graham	6	67	11.2	21	0	C. Brate	4	49	12.3	27	0
J. Kearse	1	18	18.0	18	0	R. Shepard	2	23	11.5	18	0
P. Richardson	1	17	17.0	17	0	D. Martin	2	3	1.5	5	0
L. Willson	1	11	11.0	11	0	A. Humphries	1	18	18.0	18	0
G. Farmer	1	4	4.0	4	0	A. Cross	1	10	10.0	10	0
						C. Shorts	1	6	6.0	6	0
						P. Barber	1	4	4.0	4	0
						L. Stocker	1	3	3.0	3	0
TOTAL	17	151	8.9	21	0	TOTAL	21	220	10.5	27	2

TEAM STATISTICS

	Seattle	Tampa Bay
Total First Downs	16	19
Third Down Eff.	1-11-9%	4-11-36%
Total Net Yards	245	338
Total Off. Plays	61	63
Avg. per Play	4.0	5.4
Net Yards Rushing	127	118
Total Rushing Plays	22	35
Net Yards Passing	118	220
Times Sacked/Yards Lost	6/33	0/0
Pass Atts-Comps-Ints	33-17-2	28-21-1
Punts-No. and Avg.	7-47.1	4-40.0
Penalties-No. and Yards	2-27	7-68
Fumbles-No. and Lost	2-1	2-1
Touchdowns	0	2
Field Goals Made-Att	1-1	0-1
Time of Possession	26:21	33:39

DEFENSE

Seattle	T	S	A	QB	Yds.	Int.	Yds.	PD	FF	FR
B. Wagner	10	6	4	0.0	0.0	0	0	0	0	0
K. Chancellor	8	7	1	0.0	0.0	1	0	1	0	0
K. Wright	8	6	2	0.0	0.0	0	0	1	0	0
N. Thorpe	5	5	0	0.0	0.0	0	0	0	0	0
T. McDaniel	5	4	1	0.0	0.0	0	0	0	0	0
S. Terrell	5	3	2	0.0	0.0	0	0	1	0	1

Additional Stats: FF: A. Rubin 1.

Tampa Bay	T	S	A	QB	Yds.	Int.	Yds.	PD	FF	FR
C. Conte	7	7	0	0.0	0.0	0	0	0	0	0
L. David	7	5	2	0.0	0.0	0	0	0	1	1
K. Alexander	6	4	2	1.0	6.0	0	0	0	0	0
B. McDougald	5	5	0	0.0	0.0	1	32	2	0	0
B. Grimes	5	5	0	0.0	0.0	0	0	1	0	0
V. Hargreaves	5	4	1	0.0	0.0	0	0	0	0	0
N. Spence	5	2	3	1.5	6.5	0	0	0	1	0

Additional Stats: Sacks: G. McCoy 1.5, R. Ayers 1.0, R. Russell 1.0. INT: A. Verner 1.

The Last Time

OVERTIME GAME

Seattle 6, at Arizona 6 10/23/16

OVERTIME WIN

BY SEAHAWKS: Seattle 26, vs. Denver 20 9/21/14

BY OPPONENTS: at Cincinnati 27, Seattle 24 10/11/15

OVERTIME TIE: Seattle 6, at Arizona 6 10/23/16

500 TOTAL YARDS

BY SEAHAWKS: 508, vs. San Francisco 11/22/15

BY OPPONENTS: 538, vs. Pittsburgh 11/29/15

400 TOTAL YARDS

BY SEAHAWKS: 439, vs. Philadelphia 11/20/16

BY OPPONENTS: 425, vs. Buffalo 11/7/16

300 YARDS RUSHING (TEAM)

BY SEAHAWKS: 350, vs. New York Giants 11/9/14

BY OPPONENTS: 356, vs. LA Raiders 11/30/87

200 YARDS RUSHING (TEAM)

BY SEAHAWKS: 255, vs. San Francisco 11/22/15

BY OPPONENTS: 205, vs. Tampa Bay 11/3/13

400 NET YARDS PASSING (TEAM)

BY SEAHAWKS: 428, at San Diego 12/29/02

BY OPPONENTS: 480, vs. Pittsburgh 11/29/15

300 NET YARDS PASSING (TEAM)

BY SEAHAWKS: 324, at New England 11/13/16

BY OPPONENTS: 304, at New England 11/13/16

50 OR MORE POINTS SCORED

BY SEAHAWKS: 50, at Buffalo (in Toronto) 12/16/12

BY OPPONENTS: 51, at Dallas 11/27/80

40 OR MORE POINTS SCORED

BY SEAHAWKS: 41, vs. Minnesota 11/17/13

BY OPPONENTS: 40, at San Francisco 12/12/10

30 OR MORE POINTS SCORED

BY SEAHAWKS: 31, at New England 11/13/16

BY OPPONENTS: 30, vs. Pittsburgh 11/29/15

SHUTOUT

BY SEAHAWKS: 26-0, vs. Chicago 9/27/15

BY OPPONENTS: 24-0, at Pittsburgh 9/18/11

TWO 100-YARD RUSHERS IN SAME GAME

BY SEAHAWKS: vs. New York Giants 11/9/14

M. Lynch 21-140, R. Wilson 14-107

BY OPPONENTS: at Philadelphia 12/12/76

Tom Sullivan 121, Mike Hogan 104

TWO 100-YARD RECEIVERS IN SAME GAME

BY SEAHAWKS: vs. San Francisco 9/25/16

D. Baldwin 8-164, J. Graham 6-100

BY OPPONENTS: vs. Arizona 11/15/15

L. Fitzgerald 10-130, M. Floyd 7-113

200 YARDS RUSHING

BY SEAHAWKS: 209, T. Rawls vs. San Francisco 11/22/15

BY OPPONENTS: 207, F. Gore at San Francisco 9/20/09

100 YARDS RUSHING

BY SEAHAWKS: 106, C. Michael vs. San Fran 9/25/16

BY OPPONENTS: 102, T. Hightower at N.O. 10/30/16

30+ CARRIES

BY SEAHAWKS: 30, T. Rawls vs. San Francisco 11/22/15

BY OPPONENTS: 33, D. Johnson at Arizona 10/23/16

400 YARDS PASSING

BY SEAHAWKS: 414, M. Hasselbeck vs. Dallas 12/6/04

BY OPPONENTS: 456, B. Roethlisberger vs. Pit 11/29/15

300 YARDS PASSING

BY SEAHAWKS: 348, R. Wilson at New England 11/13/16

BY OPPONENTS: 316, T. Brady at New England 11/13/16

200 YARDS RECEIVING

BY SEAHAWKS: 261, S. Largent at Detroit 10/18/87

BY OPPONENTS: 201, M. Wheaton vs. Pittsburgh 11/29/15

100 YARDS RECEIVING

BY SEAHAWKS: 104, D. Baldwin vs. Philadelphia 11/20/16

BY OPPONENTS: 104, M. Evans at Tampa Bay 11/27/16

10 RECEPTIONS

BY SEAHAWKS: 11-145, M. Williams at Arizona 11/14/10

BY OPPONENTS: 10-162, R. Woods vs. Buffalo 11/7/16

100 YD RUSHER, 300 YD PASSER, 100 YD RECEIVER

BY SEAHAWKS: at Arizona 12/21/14

339 (pass) R. Wilson, 113 (rush) M. Lynch,

113 (rec) D. Baldwin, 139 (rec) L. Willson

BY OPPONENTS: at Houston 9/29/13

355 (pass) M. Schaub, 27-102 (rush) A. Foster,

9-110 (rec) A. Johnson

100 YD RUSHER, 100 YD RECEIVER

BY SEAHAWKS: vs. San Francisco 9/25/16

20-106 (rush) Michael, 8-164 (rec) Baldwin, 6-100 (rec) Graham

BY OPPONENTS: at Houston 9/29/13

27-102 (rush) A. Foster, 9-110 (rec) A. Johnson

TWO 100 YD RECEIVERS, 300 YD PASSER

BY SEAHAWKS: at Arizona 12/21/14

3-139 (rec) Willson, 7-113 (rec) Baldwin, 339 (pass) Wilson

BY OPPONENTS: vs. Arizona 11/15/15

130 (rec) Fitzgerald, 113 (rec) Floyd, 363 (pass) Palmer

100 YD RUSHER, 300 YD PASSER, TWO 100 YD RECEIVERS

BY SEAHAWKS: at Arizona 12/21/14

113 (rush) M. Lynch, 339 (pass) R. Wilson

139 (rec) L. Willson, 113 (rec) D. Baldwin

BY OPPONENTS: at Kansas City 10/29/06

312 (pass) D. Huard, 39-155 (rush) L. Johnson,

6-132 (rec) E. Kennison, 6-116 (rec) T. Gonzalez

FOUR TOUCHDOWNS RUSHING

BY SEAHAWKS: M. Lynch vs. New York Giants 11/9/14

BY OPPONENTS: J. Lewis at Cleveland 11/4/07

THREE TOUCHDOWNS RUSHING

BY SEAHAWKS: M. Lynch (4) vs. New York Giants 11/9/14

BY OPPONENTS: L. Blount at New England 11/13/16

TWO TOUCHDOWNS RUSHING

BY SEAHAWKS: C. Michael vs. Atlanta 10/16/16

BY OPPONENTS: L. Blount (3) at New England 11/13/16

FIVE TOUCHDOWN PASSES

BY SEAHAWKS: R. Wilson at Baltimore 12/13/15

BY OPPONENTS: J. Freeman at Tampa Bay 12/26/10

FOUR TOUCHDOWN PASSES

BY SEAHAWKS: R. Wilson (5) at Baltimore 12/13/15

BY OPPONENTS: J. Freeman (5) at Tampa Bay 12/26/10

THREE TOUCHDOWN PASSES

BY SEAHAWKS: R. Wilson at New England 11/13/16

BY OPPONENTS: M. Ryan vs. Atlanta 10/16/16

FOUR TOUCHDOWN RECEPTIONS

BY SEAHAWKS: Daryl Turner at San Diego 9/15/85

BY OPPONENTS: M. Robinson at Baltimore 11/23/03

The Last Time Continued...

THREE TOUCHDOWN RECEPTIONS

BY SEAHAWKS: D. Baldwin at New England 11/13/16
BY OPPONENTS: A. Gates at San Diego 9/14/14

TWO TOUCHDOWN RECEPTIONS

BY SEAHAWKS: D. Baldwin (3) at New England 11/13/16
BY OPPONENTS: M. Evans at Tampa Bay 11/27/16

PLAYER LED IN BOTH RUSHING AND RECEIVING YDS

BY SEAHAWKS: C. Prorise at New England 11/13/16
66 (rushing), 87 (receiving)
BY OPPONENTS: D. Johnson, Jr. vs. Cleveland 12/20/15
46 (rushing), 39 (receiving)

FIVE FIELD GOALS

BY SEAHAWKS: S. Hauschka vs. Baltimore 11/13/11
BY OPPONENTS: J. Carney vs. San Diego 9/21/97

FOUR FIELD GOALS

BY SEAHAWKS: S. Hauschka at New England 11/13/16
BY OPPONENTS: W. Lutz at New Orleans 10/30/16

THREE FIELD GOALS

BY SEAHAWKS: S. Hauschka (4) at New England 11/13/16
BY OPPONENTS: W. Lutz at New Orleans (4) 10/30/16

TWO 50-YARD FIELD GOALS

BY SEAHAWKS: S. Hauschka at Arizona (52 & 52) 1/3/16
BY OPPONENTS: G. Zuerlein at StL (58 & 60) 9/30/12

SAFETY

BY SEAHAWKS: Holding pen. in end zone, at TB 11/27/16
BY OPPONENTS: F. Rucker, tackle, vs. Arizona 11/15/15

KICKOFF RETURN TOUCHDOWN

BY SEAHAWKS: T. Lockett vs. Chicago, 105 yds. 9/27/15
BY OPPONENTS: C. Patterson at Minn, 101 yds. 12/6/15

PUNT RETURN TOUCHDOWN

BY SEAHAWKS: T. Lockett at St. Louis, 57 yds. 9/13/15
BY OPPONENTS: T. Austin at St. Louis, 75 yds. 9/13/15

INTERCEPTION RETURN TOUCHDOWN

BY SEAHAWKS: B. Irvin vs. St. Louis, 49 yards 12/28/14
BY OPPONENTS: C. Munnerlyn at Car, 33 yards 10/7/12

FUMBLE RETURN TOUCHDOWN

BY SEAHAWKS: E. Thomas at New Orleans, 34 yds 10/30/16
BY OPPONENTS: A. Ayers vs. St. Louis, 45 yards 12/27/15

BLOCKED PUNT RETURN TOUCHDOWN

BY SEAHAWKS: M. Morgan vs. Dallas, 25 yards 10/12/14
BY OPPONENTS: B. Butler vs. Oakland, 0 yds. 11/2/14

BLOCKED FIELD GOAL RETURN TOUCHDOWN

BY SEAHAWKS: R. Sherman vs. SF, 90 yards 12/23/12
BY OPPONENTS: D. Howell at IND, 61 yds. 10/6/13

FOUR INTERCEPTIONS

BY SEAHAWKS: None
BY OPPONENTS: Deron Cherry vs. Kansas City 9/29/85

THREE INTERCEPTIONS

BY SEAHAWKS: M. Trufant vs. Arizona 12/9/07
BY OPPONENTS: Deron Cherry (4) vs. Kansas City 9/29/85

TWO INTERCEPTIONS

BY SEAHAWKS: R. Sherman at N.Y. Jets 10/2/16
BY OPPONENTS: A. Bigby at Green Bay 12/27/09

FOUR SACKS

BY SEAHAWKS: C. Clemons vs. Green Bay 9/24/12
BY OPPONENTS: L. O'Neal vs. San Diego 10/22/95

THREE SACKS

BY SEAHAWKS: M. Bennett (3.5) at San Francisco 10/22/15
BY OPPONENTS: W. Hayes vs. St. Louis 12/27/15

10+ PUNTS

BY SEAHAWKS: 10, J. Ryan at Chicago 10/17/10
BY OPPONENTS: 10, P. O'Donnell vs. Chicago 9/27/15

PUNT BLOCKED

BY SEAHAWKS: T. McEvoy at Arizona 10/23/16
BY OPPONENTS: J. Hughes vs. Buffalo 11/7/16

FIELD GOAL BLOCKED

BY SEAHAWKS: B. Wagner at Arizona 10/23/16
BY OPPONENTS: D. Irving at Dallas 11/1/15

PAT BLOCKED

BY SEAHAWKS: R. Bryant vs. Washington 11/27/11
BY OPPONENTS: B. Logan vs. Philadelphia 11/20/16

PAT MISSED

BY SEAHAWKS: S. Hauschka vs. PHI (blocked) 11/20/16
BY OPPONENTS: C. Catanzaro at Arizona 1/3/16

FAKE PAT KICK

BY SEAHAWKS: Feagles vs. Oakland, no good 12/16/00
BY OPPONENTS: None

FAKE PUNT

BY SEAHAWKS: at Buffalo (in Toronto), successful 12/16/12
BY OPPONENTS: at St. Louis, successful 10/19/14

FAKE FIELD GOAL

BY SEAHAWKS: at Washington, successful 10/6/14
BY OPPONENTS: vs. Pittsburgh, unsuccessful 11/29/15

ON-SIDE KICK

BY SEAHAWKS: vs. St. Louis, unsuccessful 12/27/15
BY OPPONENTS: vs. Philadelphia, unsuccessful 11/20/16

TWO POINT CONVERSION

BY SEAHAWKS: at New England, unsuccessful 11/13/16
BY OPPONENTS: vs. Philadelphia, successful 11/20/16

Seahawks Game-by-Game

	9/11	9/18	9/25	10/2	10/16	10/23	10/30	11/7	11/13	11/20	11/27	12/4	12/11	12/15	12/24	1/1
	Mia	at LA	SF	at NYJ	Atl	at Ari	at NO	Buf	at NE	Phi	at TB	Car	at GB	LA	Ari	at SF
Points	12	3	37	27	26	6	20	31	31	26	5					
1 Qtr	3	0	14	0	7	0	7	7	6	6	0					
2 Qtr	3	3	10	14	10	0	7	21	13	10	5					
3 Qtr	0	0	6	3	0	0	3	0	3	7	0					
4 Qtr	6	0	7	10	9	3	3	3	9	3	0					
OT	-	-	-	-	-	3	-	-	-	-	-					
First Down	21	17	18	21	22	11	15	19	23	18	16					
Rush	4	4	7	4	6	4	4	4	3	5	6					
Pass	16	10	10	15	14	7	11	13	18	12	9					
Penalty	1	3	1	2	2	0	0	2	2	1	1					
3rd Down Eff	5/16	4/13	9/14	3/10	5/14	3/14	5/11	2/7	6/12	5/15	1/11					
Percent	31%	31%	64	30%	36%	21%	45%	29%	50%	33%	9%					
4th Down Eff	2/3	0/0	0/0	0/0	0/0	0/0	0/1	0/0	0/0	0/0	1/1					
Percent	67%	-	-	-	-	-	0%	-	-	-	100%					
Total Net Yds	352	306	418	354	333	257	359	278	420	439	245					
Plays	78	61	65	60	65	57	54	42	66	63	61					
Avg	4.5	5.0	6.4	5.9	5.1	4.5	6.6	6.6	6.4	7.0	4.0					
Net Yds Rush	112	67	127	66	72	52	74	33	96	152	127					
Plays	32	24	31	26	27	19	17	12	26	30	22					
Avg	3.5	2.8	4.1	2.5	2.7	2.7	4.4	2.8	3.7	5.1	5.8					
Net Yds Pass	240	239	291	288	261	205	285	245	324	287	118					
Sack/loss	3/18	2/15	2/17	2/21	1/9	1/20	1/11	4/37	3/24	1/0	6/33					
Gross Yds	258	254	308	309	270	225	296	282	348	287	151					
Att/Comp	43/27	35/22	32/22	32/23	37/25	37/24	36/23	26/20	37/25	32/19	33/17					
Int	1	0	1	0	0	0	1	0	0	0	2					
Avg	5.2	6.5	8.6	8.5	6.9	5.4	7.7	8.2	8.1	8.7	3.0					
Punts/Avg	6/42.2	7/44.1	2/51.0	5/40.6	5/46.0	9/46.0	3/48.7	4/35.5	2/52.5	6/46.5	7/47.1					
Blocked	0	0	0	0	0	0	0	1	0	0	0					
Punt Ret/Yds	3/40	0/0	3/70	2/8	3/21	1/0	2/14	2/20	2/4	3/31	1/0					
Kickoff Ret/Yds	0/0	1/20	2/19	2/29	5/109	2/51	4/115	3/65	1/32	1/7	1/15					
Int Ret/Yds	0/0	0/0	1/9	3/6	1/5	0/0	0/0	1/31	1/2	2/5	1/0					
Penalties/Yds	8/69	10/114	6/50	7/71	3/30	10/90	11/76	10/75	8/60	7/48	2/27					
Fumbles/Lost	1/1	3/1	1/1	0/0	3/0	2/0	1/0	0/0	1/0	1/0	2/1					
Touchdowns	1	0	4	3	3	0	2	4	3	3	0					
Rush	0	0	2	0	3	0	1	2	0	1	0					
Pass	1	0	2	3	0	0	0	2	3	2	0					
Returns	0	0	0	0	0	0	0	0	0	0	0					
Defense	0	0	0	0	0	0	1	0	0	0	0					
Safeties	0	0	0	0	0	0	0	0	0	0	1					
1 Pt PAT/Att	0/1	0/0	4/4	3/3	2/3	0/0	2/2	4/4	1/2	2/3	0/0					
2 Pt PAT/Att	0/0	0/0	0/0	0/0	0/0	0/0	0/0	0/0	0/1	0/0	0/0					
FG/Att	2/2	1/1	3/3	2/2	2/3	2/3	2/2	1/1	4/4	2/3	1/1					
Time of Poss	34:32	30:03	35:57	30:45	30:09	28:39	23:48	19:43	30:25	28:54	26:21					
Take/Give Ratio	0/2	0/1	1/2	3/0	2/0	0/0	1/1	1/0	2/0	2/0	2/3					
Avg Drive Start	Sea22	Sea17	Sea35	Sea33	Sea37	Sea25	Sea27	Sea31	Sea28	Sea32	Sea21					

Opponent Game-by-Game

	9/11	9/18	9/25	10/2	10/16	10/23	10/30	11/7	11/13	11/20	11/27	12/4	12/11	12/15	12/24	1/1
	Mia	at LA	SF	at NYJ	Atl	at Ari	at NO	Buf	at NE	Phi	at TB	Car	at GB	LA	Ari	at SF
Points	10	9	18	17	24	6	25	25	24	15	14					
1 Qtr	0	3	0	3	0	0	0	14	7	0	14					
2 Qtr	3	3	3	7	3	3	13	3	7	7	0					
3 Qtr	0	0	0	0	21	0	3	0	7	0	0					
4 Qtr	7	3	15	7	0	0	9	8	3	8	0					
OT	-	-	-	-	-	3	-	-	-	-	-					
First Down	11	17	12	20	22	23	28	30	25	20	19					
Rush	3	3	6	4	4	6	7	11	8	6	7					
Pass	7	10	6	13	17	14	17	16	13	13	11					
Penalty	1	4	0	3	1	3	4	3	4	1	1					
3rd Down Eff	3/14	3/12	4/15	7/15	3/11	10/21	9/15	12/17	6/10	6/16	4/11					
Percent	21%	25%	27%	47%	27%	48%	60%	71%	60%	38%	36%					
4th Down Eff	0/1	0/0	1/1	1/1	1/2	0/1	0/0	0/1	0/1	1/3	0/0					
Percent	0%	-	100%	100%	50%	0%	-	0%	0%	33%	-					
Total Net Yds	214	283	254	305	362	443	375	425	385	308	338					
Plays	54	58	56	65	64	90	72	82	62	73	63					
Avg	4.0	4.9	4.5	4.7	5.7	4.9	5.2	5.2	6.2	4.2	5.4					
Net Yds Rush	64	64	135	58	52	132	123	162	81	113	118					
Plays	20	25	31	20	18	37	35	38	28	26	35					
Avg	3.2	2.6	4.4	2.9	2.9	3.6	3.5	4.3	2.9	4.3	3.4					
Net Yds Pass	150	219	119	247	310	311	252	263	304	195	220					
Sack/loss	5/36	3/20	0/0	4/14	4/25	4/31	2/13	5/26	2/12	2/23	0/0					
Gross Yds	186	239	119	261	335	342	265	289	316	218	220					
Att/Comp	29/16	30/18	25/14	41/23	42/27	49/29	35/27	39/27	32/23	45/23	28/21					
Int	0	0	1	3	1	0	0	1	1	2	1					
Avg	4.4	6.6	4.8	5.5	6.7	5.9	6.8	6.0	8.9	4.1	7.9					
Punts/Avg	7/46.7	6/39.5	7/45.6	5/40.4	4/41.3	7/32.7	2/46.0	3/32.7	2/46.0	7/49.1	4/40.0					
Blocked	0	0	0	0	0	1	0	0	0	0	0					
Punt Ret/Yds	4/32	3/15	1/20	0/0	1/11	6/33	0/0	2/13	2/8	2/15	3/48					
Kickoff Ret/Yds	3/84	0/0	1/26	1/27	2/46	0/0	2/23	1/13	2/49	0/0	2/42					
Int Ret/Yds	1/9	0/0	1/4	0/0	0/0	0/0	1/0	0/0	0/0	0/0	2/48					
Penalties/Yds	4/40	9/78	4/35	7/60	8/66	6/45	2/10	11/115	7/61	8/48	7/68					
Fumbles/Lost	2/0	0/0	1/0	1/0	1/1	1/0	1/1	0/0	3/1	1/0	2/1					
Touchdowns	1	0	2	2	3	0	2	3	3	2	2					
Rush	1	0	2	0	0	0	1	2	3	0	0					
Pass	0	0	0	1	3	0	1	1	0	2	2					
Returns	0	0	0	1	0	0	0	0	0	0	0					
Defense	0	0	0	0	0	0	0	0	0	0	0					
Safeties	0	0	0	0	0	0	0	0	0	0	0					
1 Pt PAT/Att	1/1	0/0	1/1	2/2	3/3	0/0	1/1	2/2	3/3	1/1	2/2					
2 Pt PAT/Att	0/0	0/0	1/1	0/0	0/0	0/0	0/1	1/1	0/0	1/1	0/0					
FG/Att	1/2	3/3	1/2	1/1	1/1	2/4	4/4	1/2	1/1	0/0	0/1					
Time of Poss	25:28	29:57	24:03	29:15	29:51	46:21	36:12	40:17	29:35	31:06	33:39					
Take/Give Ratio	2/0	1/0	2/1	0/3	0/2	0/0	1/1	0/1	0/2	0/2	3/1					
Avg Drive Start	Mia32	LA24	SF34	NYJ20	Atl21	Ari28	NO27	Buf31	NE26	Phi23	TB33					

Drive Chart

Seahawks Drives Ended By...

Date	Teams	Drives	3/Out	TD	FG	FGA	Pnt	Dwn	Trn	Saf	Clk	Points	Pts/Drv	Eff
9/11	Seattle	12	3	1	2	2	6	1	2	0	0	12	1.0	0.250
	Miami	12	6	1	1	2	7	1	0	0	1	10	0.8	0.167
9/18	Seattle	10	2	0	1	1	7	0	1	0	1	3	0.3	0.100
	at L.A. Rams	10	3	0	3	3	6	0	0	0	1	9	0.9	0.300
9/25	Seattle	13	4	4	3	3	2	0	2	0	2	37	2.8	0.538
	San Francisco	12	6	2	1	2	7	0	1	0	0	18	1.5	0.250
10/2	Seattle	12	5	3	2	2	5	0	0	0	2	27	2.3	0.417
	at N.Y. Jets	11	2	2	1	1	5	0	3	0	0	17	1.5	0.273
10/16	Seattle	12	3	3	2	3	5	0	0	0	1	26	2.2	0.417
	Atlanta	12	4	3	1	1	4	1	2	0	1	24	2.0	0.333
10/23	Seattle	13	6	0	2	3	9	0	0	0	1	6	0.5	0.154
	at Arizona	14	3	0	2	4	7	1	0	0	2	6	0.4	0.143
10/30	Seattle	9	3	1	2	2	3	1	1	0	1	13	1.4	0.333
	at New Orleans	9	1	2	4	4	2	0	1	0	0	25	2.8	0.667
11/7	Seattle	10	3	4	1	1	4	0	0	0	1	31	3.1	0.500
	Buffalo	10	2	3	1	2	3	1	1	0	0	25	2.5	0.400
11/13	Seattle	10	2	3	4	4	2	0	0	0	1	31	3.1	0.700
	at New England	9	3	3	1	1	2	1	2	0	0	24	2.7	0.444
11/20	Seattle	14	6	3	2	3	6	0	0	0	2	26	1.9	0.357
	Philadelphia	13	4	2	0	0	7	2	2	0	0	15	1.2	0.154
11/27	Seattle	11	3	0	1	1	7	0	3	0	0	3	0.3	0.091
	at Tampa Bay	12	3	2	0	1	4	0	2	1	2	14	1.2	0.167
12/4	Seattle													
	Carolina													
12/11	Seattle													
	at Green Bay													
12/15	Seattle													
	L.A. Rams													
12/24	Seattle													
	Arizona													
1/1	Seattle													
	at San Francisco													
Totals	Seahawks	126	40	22	22	25	56	2	9	0	12	215	1.7	0.349
	Opponents	124	37	20	15	21	54	7	14	1	7	187	1.5	0.282

Drive Breakdown

Seahawks Longest Drives

Most Plays

Date	Opponent	# of Plays	Net Yards	Time	Result
09/18/16	at L.A. Rams	14	76	7:08	Field Goal
09/11/16	vs. Miami	14	75	3:37	Touchdown
09/25/16	vs. San Francisco	14	62	8:24	Touchdown
10/30/16	at New Orleans	13	72	5:46	Field Goal
09/11/16	vs. Miami	12	46	6:08	Field Goal

Most Net Yards

Date	Opponent	Net Yards	# of Plays	Time	Result
11/20/16	vs. Philadelphia	92	10	5:53	Touchdown
10/02/16	at N.Y. Jets	92	7	3:32	Touchdown
10/02/16	at N.Y. Jets	85	7	3:58	Touchdown
11/20/16	vs. Philadelphia	80	2	0:48	Touchdown
09/18/16	at L.A. Rams	76	14	7:08	Field Goal

Longest Time of Possession

Date	Opponent	Time	Net Yards	# of Plays	Result
09/25/16	vs. San Francisco	8:24	62	14	Touchdown
09/18/16	at L.A. Rams	7:08	76	14	Field Goal
09/11/16	vs. Miami	6:08	46	12	Field Goal
10/30/16	at New Orleans	6:04	49	11	Field Goal
11/20/16	vs. Philadelphia	5:53	92	10	Touchdown

Opponents Longest Drives

Most Plays

Date	Team	# of Plays	Net Yards	Time	Result
11/07/16	vs. Buffalo	17	75	10:00	Touchdown
10/30/16	at New Orleans	15	83	7:00	Field Goal
10/23/16	at Arizona	15	53	8:24	Field Goal
11/27/16	at Tampa Bay	14	78	7:26	Touchdown
10/02/16	at N.Y. Jets	14	62	8:33	Field Goal

Most Net Yards

Date	Team	Net Yards	# of Plays	Time	Result
10/16/16	vs. Atlanta	97	6	3:27	Touchdown
11/13/16	at New England	91	10	5:34	Touchdown
09/11/16	vs. Miami	86	7	3:01	Touchdown
10/30/16	at New Orleans	83	15	7:00	Field Goal
11/07/16	vs. Buffalo	82	13	6:49	Touchdown

Longest Time of Possession

Date	Team	Time	Net Yards	# of Plays	Result
11/07/16	vs. Buffalo	10:00	75	17	Touchdown
10/02/16	at N.Y. Jets	8:33	62	14	Field Goal
10/23/16	at Arizona	8:24	53	15	Field Goal
11/20/16	vs. Philadelphia	7:35	68	13	Touchdown
11/27/16	at Tampa Bay	7:26	78	14	Touchdown

Inside 20

Date	Teams	Scores/ Trips	TD	FG/ Att	Points	Int	Fum	Downs	Clock
9/11	Seattle	2 / 2	1	1 / 1	9	0	0	0	0
	Miami	1 / 3	1	0 / 1	7	0	0	1	0
9/18	Seattle	1 / 1	0	1 / 1	3	0	0	0	0
	at L.A. Rams	1 / 1	0	1 / 1	3	0	0	0	0
9/25	Seattle	6 / 6	3	3 / 3	30	0	0	0	0
	San Francisco	3 / 3	2	1 / 1	18	0	0	0	0
10/2	Seattle	3 / 3	2	1 / 1	17	0	0	0	0
	at N.Y. Jets	2 / 2	1	1 / 1	10	0	0	0	0
10/16	Seattle	3 / 4	3	0 / 1	20	0	0	0	0
	Atlanta	2 / 2	1	1 / 1	10	0	0	0	0
10/23	Seattle	1 / 2	0	1 / 2	3	0	0	0	0
	at Arizona	0 / 2	0	0 / 1	0	0	0	1	0
10/30	Seattle	2 / 3	1	1 / 1	10	0	0	1	0
	at New Orleans	5 / 5	2	3 / 3	22	0	0	0	0
11/7	Seattle	4 / 4	4	0 / 0	28	0	0	0	0
	Buffalo	4 / 5	3	1 / 1	25	0	0	1	0
11/13	Seattle	7 / 7	3	4 / 4	31	0	0	0	0
	at New England	4 / 5	3	1 / 1	24	0	0	1	0
11/20	Seattle	3 / 3	1	2 / 2	13	0	0	0	0
	Philadelphia	2 / 2	2	0 / 0	15	0	0	0	0
11/27	Seattle	0 / 0	0	0 / 0	0	0	0	0	0
	at Tampa Bay	1 / 2	1	0 / 0	7	1	0	0	0
12/4	Seattle								
	Carolina								
12/11	Seattle								
	at Green Bay								
12/15	Seattle								
	L.A. Rams								
12/24	Seattle								
	Arizona								
1/1	Seattle								
	at San Francisco								
Totals	Seahawks	32 / 35	18	14 / 16	164	0	0	1	0
	Opponents	25 / 32	16	9 / 11	141	1	0	4	0

Third Down Efficiency

Date	Teams	Yards to go...										Total	Pct.
		1	2	3	4	5	6	7	8	9	10+		
9/11	Seattle	2 / 3	0 / 1	0 / 1	1 / 3	0 / 1	1 / 2	0 / 0	0 / 1	0 / 1	1 / 3	5 / 16	31%
	Miami	0 / 0	0 / 0	0 / 0	0 / 0	1 / 3	1 / 3	0 / 2	0 / 1	0 / 0	1 / 5	3 / 14	21%
9/18	Seattle	1 / 1	1 / 1	0 / 0	0 / 0	1 / 2	0 / 0	0 / 1	0 / 1	0 / 1	1 / 6	4 / 13	31%
	at L.A. Rams	1 / 1	1 / 1	0 / 1	0 / 0	0 / 1	0 / 1	0 / 2	1 / 1	0 / 0	0 / 4	3 / 12	25%
9/25	Seattle	3 / 4	0 / 1	0 / 0	0 / 1	0 / 1	2 / 2	0 / 0	0 / 0	0 / 0	4 / 5	9 / 14	64%
	San Francisco	0 / 0	1 / 1	1 / 2	0 / 5	1 / 1	1 / 2	0 / 1	0 / 1	0 / 0	0 / 2	4 / 15	27%
10/2	Seattle	1 / 1	1 / 1	0 / 1	0 / 1	0 / 1	0 / 0	0 / 0	0 / 0	0 / 0	1 / 5	3 / 10	30%
	at N.Y. Jets	2 / 3	1 / 1	0 / 0	0 / 0	0 / 1	1 / 1	1 / 1	1 / 2	0 / 0	1 / 6	7 / 15	47%
10/16	Seattle	1 / 2	2 / 3	1 / 3	0 / 0	0 / 0	1 / 1	0 / 1	0 / 0	0 / 0	0 / 4	5 / 14	36%
	Atlanta	1 / 2	0 / 0	0 / 0	0 / 0	0 / 2	1 / 1	0 / 0	0 / 0	1 / 1	0 / 5	3 / 11	27%
10/23	Seattle	0 / 1	0 / 0	2 / 3	1 / 3	0 / 0	0 / 1	0 / 0	0 / 0	0 / 0	0 / 6	3 / 14	21%
	at Arizona	2 / 2	2 / 3	1 / 1	2 / 3	0 / 2	0 / 0	1 / 4	0 / 0	0 / 0	2 / 6	10 / 21	48%
10/30	Seattle	1 / 1	1 / 2	0 / 0	1 / 1	0 / 0	1 / 2	0 / 0	1 / 1	0 / 0	0 / 4	5 / 11	45%
	at New Orleans	2 / 3	3 / 3	2 / 2	1 / 2	1 / 1	0 / 1	0 / 1	0 / 1	0 / 1	0 / 0	9 / 15	60%
11/7	Seattle	0 / 0	0 / 0	0 / 1	2 / 2	0 / 0	0 / 1	0 / 0	0 / 2	0 / 0	0 / 1	2 / 7	29%
	Buffalo	5 / 5	2 / 2	0 / 0	0 / 1	2 / 2	1 / 2	0 / 0	0 / 1	0 / 0	2 / 4	12 / 17	71%
11/13	Seattle	0 / 0	0 / 1	1 / 3	1 / 2	0 / 1	2 / 2	1 / 1	0 / 0	1 / 1	0 / 1	6 / 12	50%
	at New England	1 / 2	1 / 1	0 / 0	1 / 1	1 / 1	0 / 0	0 / 2	0 / 0	0 / 0	2 / 3	6 / 10	60%
11/20	Seattle	0 / 0	0 / 0	1 / 2	0 / 1	1 / 2	0 / 1	0 / 0	0 / 0	0 / 0	3 / 9	5 / 15	33%
	Philadelphia	2 / 3	0 / 2	1 / 1	1 / 1	1 / 1	0 / 1	1 / 1	0 / 0	0 / 1	0 / 5	6 / 16	38%
11/27	Seattle	0 / 1	0 / 0	0 / 0	0 / 1	0 / 2	0 / 1	0 / 1	0 / 0	0 / 1	1 / 4	1 / 11	9%
	at Tampa Bay	0 / 1	1 / 2	1 / 1	0 / 0	0 / 0	0 / 1	0 / 0	1 / 1	0 / 0	1 / 5	4 / 11	36%
12/4	Seattle												
	Carolina												
12/11	Seattle												
	at Green Bay												
12/15	Seattle												
	L.A. Rams												
12/24	Seattle												
	Arizona												
1/1	Seattle												
	at San Francisco												
Totals	Seahawks	9 / 14	5 / 10	5 / 14	6 / 15	2 / 10	7 / 13	1 / 4	1 / 5	1 / 4	11 / 48	48 / 137	35%
	Opponents	16 / 22	12 / 16	6 / 8	5 / 13	7 / 15	5 / 13	3 / 14	3 / 8	1 / 3	9 / 45	67 / 157	43%

Passer Ratings

Date	Teams	Attempts	Completions	Pct.	Yards	TD	INT	Rating
9/11	Seattle	43	27	63%	258	1	1	77.5
	Miami	29	16	55%	186	0	0	74.8
9/18	Seattle	35	22	63%	254	0	0	84.7
	at L.A. Rams	30	18	60%	239	0	0	85.3
9/25	Seattle	32	22	69%	308	2	1	107.3
	San Francisco	25	14	56%	119	0	1	51.9
10/2	Seattle	32	23	72%	309	3	0	133.5
	at N.Y. Jets	41	23	56%	261	1	3	53.0
10/16	Seattle	37	25	68%	270	0	0	88.8
	Atlanta	42	27	64%	335	3	1	102.8
10/23	Seattle	37	24	65%	225	0	0	81.5
	at Arizona	49	29	59%	342	0	0	80.5
10/30	Seattle	36	23	64%	296	0	1	78.0
	at New Orleans	35	27	77%	265	1	0	107.4
11/7	Seattle	26	20	77%	282	2	0	137.0
	Buffalo	39	27	69%	289	1	1	88.5
11/13	Seattle	37	25	68%	348	3	0	124.6
	at New England	32	23	72%	316	0	1	90.1
11/20	Seattle	32	19	59%	287	2	0	109.8
	Philadelphia	45	23	51%	218	2	2	61.2
11/27	Seattle	33	17	52%	151	0	2	38.8
	at Tampa Bay	28	21	75%	220	2	1	106.3
12/4	Seattle							
	Carolina							
12/11	Seattle							
	at Green Bay							
12/15	Seattle							
	L.A. Rams							
12/24	Seattle							
	Arizona							
1/1	Seattle							
	at San Francisco							
Totals	Seahawks	380	247	65%	2988	13	5	94.9
	Opponents	395	248	63%	2790	10	10	81.7

Superlatives

Overall	7 - 3 - 1	When Leading at Halftime	7 - 1 - 0
Home	5 - 0 - 0	When Trailing at Halftime	0 - 2 - 1
Road	2 - 3 - 1	When Leading After 3 Quarters	6 - 1 - 0
		When Trailing After 3 Quarters	1 - 2 - 1
By Month		When Tied After 3 Quarters	0 - 0 - 0
September	2 - 1 - 0		
October	2 - 1 - 1	When Scoring...	
November	3 - 1 - 0	First	4 - 1 - 0
December	0 - 0 - 0	Less than 20	1 - 2 - 1
January	0 - 0 - 0	20+	6 - 1 - 0
Turf		When Outrushing Opponents	5 - 2 - 0
Artificial	7 - 1 - 0		
Natural	0 - 2 - 1	When + in Time of Possession	5 - 1 - 0
		When - in Time of Possession	2 - 2 - 1
Indoors	0 - 1 - 1	When = in Time of Possession	0 - 0 - 0
Vs. AFC	4 - 0 - 0	When + in Takeaway/Giveaway	5 - 0 - 0
North	0 - 0 - 0	When - in Takeaway/Giveaway	2 - 2 - 0
West	0 - 0 - 0	When = in Takeaway/Giveaway	0 - 1 - 1
East	4 - 0 - 0		
South	0 - 0 - 0	With a 100-Yard Rusher	1 - 0 - 0
		With a 100-Yard Receiver	4 - 0 - 0
Vs. NFC	3 - 3 - 1	With a 300-Yard Passer	2 - 0 - 0
North	0 - 0 - 0		
West	1 - 1 - 1	Versus a 100-Yard Rusher	1 - 1 - 1
East	1 - 0 - 0	Versus a 100-Yard Receiver	3 - 1 - 0
South	1 - 2 - 0	Versus a 300-Yard Passer	2 - 0 - 1

Weekly Team Rankings

NFL

NFC

Week	OFFENSE			DEFENSE			Week	OFFENSE			DEFENSE		
	Total	Rush	Pass	Total	Rush	Pass		Total	Rush	Pass	Total	Rush	Pass
1	14	13	16	3	5T	3	1	7	6	8	2	3T	2
2	26	18	21	1	3	4	2	11	8	11	1	2	1
3	19	15	13	1	9	2	3	11	6	8	1	5	1
4	16	20T	11	2	6	4	4	10	9T	8	1	3	1
5	16	18	12	1	7	2	5	9	8	7	1	4	1
6	16	25	11	1	3	5	6	9	10	7	1	2	3
7	22	27	14	6	5	9	7	12	12	8	4	3	5
8	23	28	14	6	7	9	8	12	13	8	3	3	5
9	26	30	13	9	12	10	9	13	14	7	6	8	5
10	20	30	11	9	9	10	10	11	14	6	5	5	5
11	16	28	8	9	11	10	11	9	12	4	5	6	5
12	17	27	14	7	14T	10	12	10	12	8	3	8T	4
13							13						
14							14						
15							15						
16							16						
17							17						

T = Tied for position

Italics = Bye week

Individual Highs

SCORING

(non kicker)

POINTS	Seahawks: 18 D. Baldwin at New England	11/13
	Opponents: 18 L. Blount at New England	11/13

LONGEST TD	Seahawks: 72 C. Prorise vs. Philadelphia	11/20
	Opponents: 46 L. Toilolo vs. Atlanta	10/16

RUSHING

ATTEMPTS	Seahawks: 20 C. Michael vs. San Francisco	9/25
	Opponents: 33 D. Johnson at Arizona	10/23

YARDS	Seahawks: 106 C. Michael vs. San Francisco	9/25
	Opponents: 113 D. Johnson at Arizona	10/23

LONGEST, NO TD	Seahawks: 21 C. Michael vs. Atlanta	10/16
	Opponents: 34 C. Hyde vs. San Francisco	9/25

TOUCHDOWNS	Seahawks: 2 2 times (Last: C. Michael vs. ATL)	10/16
	Opponents: 3 L. Blount at New England	11/13

LONGEST TD	Seahawks: 72 C. Prorise vs. Philadelphia	11/20
	Opponents: 13 L. Blount at New England	11/13

PASSING

ATTEMPTS	Seahawks: 43 Wilson vs. Miami	9/11
	Opponents: 49 C. Palmer at Arizona	10/23

COMPLETIONS	Seahawks: 27 R. Wilson vs. Miami	9/11
	Opponents: 29 C. Palmer at Arizona	10/23

YARDS	Seahawks: 348 R. Wilson at New England	11/13
	Opponents: 342 C. Palmer at Arizona	10/23

COMPLETION PCT.	Seahawks: 76.9 R. Wilson vs. Buffalo	11/7
	Opponents: 77.1 D. Brees at New Orleans	10/30

LONGEST, NO TD	Seahawks: 59 R. Wilson vs. San Francisco	9/25
	Opponents: 50 R. Tannehill vs. Miami	9/11

PASSER RATING	Seahawks: 137.0 R. Wilson vs. Buffalo	11/7
	Opponents: 107.4 D. Brees at New Orleans	10/30

TOUCHDOWNS	Seahawks: 3 2 times (Last: R. Wilson at N.E.)	11/13
	Opponents: 3 M. Ryan vs. Atlanta	10/16

LONGEST TD	Seahawks: 42 R. Wilson at N.Y. Jets	10/2
	Opponents: 46 M. Ryan vs. Atlanta	10/16

INTERCEPTIONS	Seahawks: 2 R. Wilson at Tampa Bay	11/27
	Opponents: 3 R. Fitzpatrick at N.Y. Jets	10/2

RECEIVING

RECEPTIONS	Seahawks: 9 D. Baldwin vs. Miami	9/11
	Opponents: 10 R. Woods vs. Buffalo	11/7

YARDS	Seahawks: 164 D. Baldwin vs. San Francisco	9/25
	Opponents: 162 R. Woods vs. Buffalo	11/7

LONGEST, NO TD	Seahawks: 59 D. Baldwin vs. San Francisco	9/25
	Opponents: 50 A. Foster vs. Miami	9/11

TOUCHDOWNS	Seahawks: 3 D. Baldwin at New England	11/13
	Opponents: 2 M. Evans at Tampa Bay	11/27

LONGEST TD	Seahawks: 42 T. McEvoy at N.Y. Jets	10/2
	Opponents: 46 L. Toilolo vs. Atlanta	10/16

INTERCEPTIONS

INTERCEPTIONS	Seahawks: 2 R. Sherman at N.Y. Jets	10/2
	Opponents: 1 5 times (Last: B. McDougald at TB)	11/27

YARDS	Seahawks: 31 R. Sherman vs. Buffalo	11/7
	Opponents: 32 B. McDougald at Tampa Bay	11/27

LONGEST	Seahawks: 31 R. Sherman vs. Buffalo	11/7
	Opponents: 32 B. McDougald at Tampa Bay	11/27

TOUCHDOWNS	Seahawks: None	
	Opponents: None	

PUNT RETURNS

RETURNS	Seahawks: 3 4 times (Last: T. Lockett vs. PHI)	11/20
	Opponents: 5 B. Golden at Arizona	10/23

FAIR CATCHES	Seahawks: 4 T. Lockett at Los Angeles	9/18
	Opponents: 4 J. Ross at N.Y. Jets	10/2

YARDS	Seahawks: 70 T. Lockett vs. San Francisco	9/25
	Opponents: 20 2 times (Last: B. Golden at Ari)	10/23

LONGEST	Seahawks: 62 T. Lockett vs. San Francisco	9/25
	Opponents: 24 A. Humphries at Tampa Bay	11/27

TOUCHDOWNS	Seahawks: None	
	Opponents: None	

KICKOFF RETURNS

RETURNS	Seahawks: 4 2 times (Last: T. Lockett at N.O.)	10/30
	Opponents: 2 3 times (Last: R. Smith at TB)	11/27

YARDS	Seahawks: 115 T. Lockett at New Orleans	10/30
	Opponents: 67 J. Grant vs. Miami	9/11

LONGEST	Seahawks: 43 T. Lockett vs. Buffalo	11/7
	Opponents: 45 J. Grant vs. Miami	9/11

TOUCHDOWNS	Seahawks: None	
	Opponents: None	

Top Performances

Seattle:

100 Yards Rushing							
Player	Game	Date	Att.	Yds	Avg.	LG	TD
Christine Michael	vs. SF	9/25	20	106	5.3	41t	2

300 Yards Passing							
Player	Game	Date	Att.	Comp.	Yds.	TD	Int
Russell Wilson	at NE	11/13	37	25	348	3	0
Russell Wilson	at NYJ	10/2	32	23	309	3	0

100 Yards Receiving							
Player	Game	Date	No.	Yds.	LG	TD	
Doug Baldwin	vs. SF	9/25	8	164	59	1	
Jimmy Graham	at NYJ	10/2	6	113	27	0	
Doug Baldwin	vs. Phi	11/20	4	104	44	0	
Jimmy Graham	vs. Buf	11/7	8	103	18t	2	
Jimmy Graham	vs. SF	9/25	6	100	40	1	

Multi-Sack Games				
Player	Game	Date	No.	
Cliff Avril	at ARI	10/23	2.5	
Frank Clark	at L.A.	9/18	2.0	
Cliff Avril	vs. ATL	10/16	2.0	
Frank Clark	at ARI	10/23	1.5	
Cliff Avril	vs. Buf	11/7	1.5	

Opponents:

100 Yards Rushing							
Player	Game	Date	Att.	Yds	Avg.	LG	TD
David Johnson	at ARI	10/23	33	113	3.4	14	0
Carlos Hyde	vs. SF	9/25	21	103	4.9	34	2
Tim Hightower	at NO	10/30	26	102	3.9	28	0

300 Yards Passing							
Player	Game	Date	Att.	Comp.	Yds.	TD	Int
Carson Palmer	at ARI	10/23	49	29	342	0	0
Matt Ryan	vs. ATL	10/16	42	27	335	3	1
Tom Brady	at NE	11/13	32	23	316	0	1

100 Yards Receiving							
Player	Game	Date	No.	Yds.	LG	TD	
Robert Woods	vs. Buf	11/7	10	162	29	0	
Julio Jones	vs. ATL	10/16	7	139	36t	1	
Mike Evans	at TB	11/27	8	104	26	2	
Martellus Bennett	at NE	11/13	7	102	36	0	

Multi-Sack Games				
Player	Game	Date	No.	
Trey Flowers	at NE	11/13	2.0	
Gerald McCoy	at TB	11/27	1.5	
Noah Spence	at TB	11/27	1.5	

Miscellaneous Statistics

DRIVE ENGINEERING

QB	Drives		Drives Ended By...								POINTS	POINTS	DRIVE
	Started	TD	FG	FGA	Punt	Down	Trn	Saf	Gm	Hlf	Yld	Drive	Eff
R. Wilson	122	21	21	24	56	2	7	0	5	6	205	1.7	0.344
T. Boykin	4	1	1	1	0	0	1	0	1	0	10	2.5	0.500
SEATTLE	126	22	22	25	56	2	9	0	6	6	215	1.7	0.349
OPPONENTS	124	20	15	21	54	7	14	1	4	3	187	1.5	0.282

YARDS GAINED BY DOWN

TEAM	1st Down			2nd Down			3rd Down			4th Down			Season		
	Att	Yds	Avg	Att	Yds	Avg	Att	Yds	Avg	Att	Yds	Avg	Att	Yds	Avg
SEATTLE	302	1707	5.7	228	1240	5.4	137	767	5.6	5	47	9.4	672	3761	5.6
OPPONENTS	326	1700	5.2	243	1169	4.8	158	801	5.1	11	22	2.0	738	3692	5.0

FIRST DOWN TENDENCIES

TEAM	Rushing			Passing			Overall			Times Gained...			
	Plays	Yds	Avg	Plays	Yds	Avg	Plays	Yds	Avg	10+	5+	0	Neg
SEATTLE	139	526	3.8	163	1181	7.2	302	1707	5.7	130	136	154	57
OPPONENTS	168	615	3.7	158	1085	6.9	326	1700	5.2	129	137	159	64

THIRD DOWN EFFICIENCY

TEAM	3rd Down Situation											TOTAL	PCT
	1	2	3	4	5	6	7	8	9	10+			
SEATTLE	9 / 14	5 / 10	5 / 14	6 / 15	2 / 10	7 / 13	1 / 4	1 / 5	1 / 4	11 / 48	48 / 137	35.0%	
OPPONENTS	16 / 22	12 / 16	6 / 8	5 / 13	7 / 15	5 / 13	3 / 14	3 / 8	1 / 3	9 / 45	67 / 157	42.7%	

INSIDE THE 20

	NO	TD	FG	FGA	Int	Fmb	Down	Game	Half	Points
SEATTLE	35	18	14	16	0	0	1	0	0	164
OPPONENTS	32	16	9	11	1	0	4	0	0	141

GOAL-TO-GO

	NO	TD	FG	FGA	Int	Fmb	Down	Game	Half	Points
SEATTLE	18	10	6	8	0	0	0	0	0	85
OPPONENTS	20	12	5	7	0	0	1	0	0	100

TAKEAWAYS / GIVEAWAYS

	NO	Resulting in...	TD	FG	FGA	Saf	Int	Fmb	Punt	Down	Gm	Half	Points
TAKEAWAYS	14		5	3	3	0	1	1	2	0	1	1	43
	NO	Resulting in...	TD	FG	FGA	Saf	Int	Fmb	Punt	Down	Gm	Half	Points
GIVEAWAYS	9		2	2	3	0	1	0	0	0	2	1	21

KICKOFF ANALYSIS

	Total	Return	Touchback	Squib	Onside	Out-of-Bounds	FC	Avg Opp Start
S. Hauschka	56	14	42	1	0	0	0	25.2
TOTAL	56	14	42	1	0	0	0	25.3
OPPONENTS	47	22	22	1	2	1	0	25.9

Takeaways/Giveaways

Date	Opponent	Takeaways		Giveaways		+/-
		Fumbles	Interceptions	Fumbles	Interceptions	
9/11	Miami	0	0	1	1	- 2
9/18	at L.A. Rams	0	0	1	0	- 1
9/25	San Francisco	0	1	1	1	- 1
10/2	at N.Y. Jets	0	3	0	0	3
10/16	Atlanta	1	1	0	0	2
10/23	at Arizona	0	0	0	0	0
10/30	at New Orleans	1	0	0	1	0
11/7	Buffalo	0	1	0	0	1
11/13	at New England	1	1	0	0	2
11/20	Philadelphia	0	2	0	0	2
11/27	at Tampa Bay	1	1	1	2	- 1
12/4	Carolina					
12/11	at Green Bay					
12/15	L.A. Rams					
12/24	Arizona					
1/1	at San Francisco					
Totals		4	10	4	5	5

Longest Plays

Passes 20+ Yards <i>(Top 5 in bold)</i>		TOP 5	Runs 10+ Yards <i>(Top 5 in bold)</i>	
9/11 Miami		Passes	9/11 Miami	
Russell Wilson to Jermaine Kearse	24	59	Christine Michael	12
Russell Wilson to Doug Baldwin	22	53	Christine Michael	11
		50		
9/18 at Los Angeles		44	9/18 at Los Angeles	
Russell Wilson to Tyler Lockett	53	43	Christine Michael	16
Russell Wilson to Tyler Lockett	35		Christine Michael	12
			Christine Michael	11
9/25 San Francisco		Runs	Christine Michael	10
Russell Wilson to Doug Baldwin	59	72t	9/25 San Francisco	
Russell Wilson to Jimmy Graham	40	41t	Christine Michael	41t
Russell Wilson to Doug Baldwin	34	21	Christine Michael	12
Trevone Boykin to Doug Baldwin	23	18		
		16	10/2 at New York Jets	
10/2 at New York Jets			C.J. Spiller	13
Russell Wilson to Tanner McEvoy	42t		Christine Michael	10
Russell Wilson to Doug Baldwin	38			
Russell Wilson to Jimmy Graham	27		10/16 Atlanta	
Russell Wilson to Paul Richardson	27		Christine Michael	21
Russell Wilson to Jimmy Graham	24			
Russell Wilson to Jimmy Graham	20		10/23 at Arizona	
			Christine Michael	10
10/16 Atlanta			10/30 at New Orleans	
Russell Wilson to Jimmy Graham	25		Christine Michael	10
Russell Wilson to C.J. Spiller	24			
			11/7 Buffalo	
10/23 at Arizona			Tyler Lockett	13
Russell Wilson to Jermaine Kearse	31			
Russell Wilson to Doug Baldwin	27		11/13 at New England	
			C.J. Prosise	10
10/30 at New Orleans			11/20 Philadelphia	
Tanner McEvoy to C.J. Prosise	43		C.J. Prosise	72t
Russell Wilson to Doug Baldwin	27		Thomas Rawls	18
Russell Wilson to Paul Richardson	23			
Russell Wilson to Jermaine Kearse	23		11/27 at Tampa Bay	
			Russell Wilson	17
11/7 Buffalo			Russell Wilson	13
Russell Wilson to Doug Baldwin	50		Russell Wilson	13
Russell Wilson to Jermaine Kearse	20		Russell Wilson	11
11/13 at New England				
Russell Wilson to Paul Richardson	39			
Russell Wilson to C.J. Prosise	38			
Russell Wilson to Tyler Lockett	36			
Russell Wilson to Tyler Lockett	24			
Russell Wilson to Jermaine Kearse	20			
11/20 Philadelphia				
Russell Wilson to Doug Baldwin	44			
Russell Wilson to Jimmy Graham	35t			
Russell Wilson to Doug Baldwin	34			
Russell Wilson to Tyler Lockett	30			
Russell Wilson to Thomas Rawls	20			

Passes 20+ continued...

Runs 10+ continued...

11/27 at Tampa Bay

Russell Wilson to Jimmy Graham

21



56

CLIFF AVRIL

DEFENSIVE END

Height 6-3
 Weight 260
 College Purdue
 Seasons NFL 9th, Seahawks 4th
 Born April 8, 1986
 Hometown Green Cove Springs, Fla.

AVRIL'S NFL RECORD

Club	G/S	Tackles			Sacks		Interceptions								
		Tkl	So	Ast	QB	Yds	No	Yds	Avg	LG	TD	PD	FF	FR	Yds
2008 Detroit	15/4	22	17	5	5.0	30.0	0	0	0.0	0	0	0	4	1	10
2009 Detroit	13/11	40	26	14	5.5	37.5	0	0	0.0	0	0	3	3	0	0
2010 Detroit	13/13	31	22	9	8.5	61.0	0	0	0.0	0	0	5	1	1	10
2011 Detroit	16/16	36	29	7	11.0	92.0	1	4	4.0	4t	1	4	6	3	24
2012 Detroit	16/16	34	27	7	9.5	67.0	0	0	0.0	0	0	1	2	0	0
2013 Seattle	15/2	20	14	6	8.0	43.5	0	0	0.0	0	0	4	5	1	0
2014 Seattle	16/16	23	16	7	5.0	28.5	0	0	0.0	0	0	1	1	1	0
2015 Seattle	16/16	47	31	16	9.0	64.0	0	0	0.0	0	0	7	2	0	0
2016 Seattle	11/11	31	17	14	10.0	73.0	0	0	0.0	0	0	3	4	0	0
NFL TOTALS	131/105	284	199	85	71.5	499.5	1	4	4.0	4t	1	28	28	7	44

POSTSEASON

Club	G/S	Tackles			Sacks		Interceptions								
		Tkl	So	Ast	QB	Yds	No	Yds	Avg	LG	TD	PD	FF	FR	Yds
2011 Detroit	1/1	2	1	1	0.5	3.0	0	0	0.0	0	0	0	0	0	0
2013 Seattle	3/1	5	4	1	1.5	10.0	0	0	0.0	0	0	3	2	0	0
2014 Seattle	3/3	7	5	2	2.0	15.0	0	0	0.0	0	0	0	0	0	0
2015 Seattle	2/2	8	7	1	1.0	6.0	0	0	0.0	0	0	0	0	0	0
NFL TOTALS	9/7	22	17	5	5.0	34.0	0	0	0.0	0	0	3	2	0	0

AVRIL'S SINGLE-GAME HIGHS

Tackles: 8, vs. Minnesota (12/12/11) **FF:** 2, at Denver (10/30/11)
Sacks: 3.0, vs. Chicago (12/5/10) **FR:** 1, 7 Times, Last at Carolina (10/26/14)
INT: 1, vs. San Diego (12/24/11) **FR TD:** 1, at Denver (10/30/11)
INT TD: 1, vs. San Diego (12/24/11)

ADDITIONAL STATS

Special Teams Tackles: 2008 (1), 2009 (1), 2010 (1); **Career:** (3).

AVRIL'S 2016 SEASON

Earned NFL Defensive Player of the Month for October. **at NYJ (10/2):** Registered a sack and FF late in the fourth quarter. Unfortunately, the fumble was recovered by the Jets and advanced 42 yards for a TD. **Atl (10/16):** Recorded 2.0 sacks, including a forced fumble at the Falcons' 9-yard line that led to a Seahawks TD on the very next play. Had two of the Seahawks 13 total QB hits. **at Ariz (10/23):** Posted 2.5 sacks, six QB hits (matching his season total) and two passes defended. **at NO (10/30):** Had a sack in fourth-straight game and forced a Mark Ingram fumble that Earl Thomas recovered and returned 34 yards for a TD. **Buf (11/7):** Had third multi-sack performance in last four games.

AVRIL'S 2016 GAME-BY-GAME

Game	G/S	T	S	A	QB	Yds.	QH	Int.	Yds.	PD	FF	FR	Yds.
Miami (9/11)	1/1	2	2	0	1.0	8.0	2	0	0	0	0	0	0
at LA (9/18)	1/1	1	0	1	0.0	0.0	0	0	0	0	0	0	0
SF (9/25)	1/1	3	0	3	0.0	0.0	0	0	0	0	0	0	0
at NYJ (10/2)	1/1	4	2	2	1.0	0.0	2	0	0	0	1	0	0
Atl (10/16)	1/1	4	2	2	2.0	12.0	2	0	0	0	1	0	0
at Ariz (10/23)	1/1	4	3	1	2.5	20.5	6	0	0	2	0	0	0
at NO (10/30)	1/1	4	3	1	1.0	8.0	1	0	0	1	1	0	0
Buf (11/7)	1/1	3	1	2	1.5	10.5	3	0	0	0	0	0	0
at NE (11/13)	1/1	1	0	1	0.0	0.0	0	0	0	0	0	0	0
Phil (11/20)	1/1	2	2	0	1.0	14.0	4	0	0	0	1	0	0
at TB (11/27)	1/1	3	2	1	0.0	0.0	2	0	0	0	0	0	0
Totals	11/11	31	17	14	10.0	73.0	22	0	0	3	4	0	0



72

MICHAEL BENNETT

DEFENSIVE END

Height 6-4
Weight 274
College Texas A&M
Seasons NFL 8th, Seahawks 4th
Born November 13, 1985
Hometown Alief, Texas

BENNETT'S NFL RECORD

Club	G/S	Tackles			Sacks		Interceptions									
		Tkl	So	Ast	QB	Yds	No	Yds	Avg	LG	TD	PD	FF	FR	Yds	
2009 Tampa Bay	7/0	5	4	1	1.0	5.0	0	0	0.0	0	0	0	0	0	0	0
2010 Tampa Bay	13/2	21	14	7	1.0	2.0	0	0	0.0	0	0	0	0	0	0	0
2011 Tampa Bay	14/10	47	32	15	4.0	25.0	0	0	0.0	0	0	0	1	2	0	0
2012 Tampa Bay	16/16	41	34	7	9.0	57.0	0	0	0.0	0	0	2	3	0	0	0
2013 Seattle	16/3	31	17	14	8.5	59.5	0	0	0.0	0	0	0	1	1	22	0
2014 Seattle	16/16	39	27	12	7.0	38.0	0	0	0.0	0	0	0	1	0	0	0
2015 Seattle	16/16	52	33	19	10.0	61.0	0	0	0.0	0	0	0	2	0	0	0
2016 Seattle	6/6	24	16	8	3.0	22.0	0	0	0.0	0	0	0	0	0	0	0
NFL TOTALS	104/69	260	177	83	43.5	269.5	0	0	0.0	0	0	2	8	3	22	0

POSTSEASON

Club	G/S	Tackles			Sacks		Interceptions									
		Tkl	So	Ast	QB	Yds	No	Yds	Avg	LG	TD	PD	FF	FR	Yds	
2013 Seattle	3/1	11	6	5	1.5	4.0	0	0	0.0	0	0	0	2	2	17	0
2014 Seattle	3/3	9	5	4	0.0	0.0	0	0	0.0	0	0	0	0	0	0	0
2015 Seattle	2/2	10	7	3	0.0	0.0	0	0	0	0	0	2	1	0	0	0
NFL TOTALS	8/7	30	18	12	1.5	4.0	0	0	0.0	0	0	2	3	2	17	0

BENNETT'S SINGLE-GAME HIGHS

Tackles: 6, 2 Times, Last vs. Miami (9/11/16)
Sacks: 3.5, at San Francisco (10/22/15)
TDs: 1, 22 yd FR vs. New Orleans (12/2/13)


FF: 1, 8 Times, Last vs. Cleveland (12/20/15)
FR: 1, 3 Times, Last vs. New Orleans (12/2/13)

BENNETT'S 2016 SEASON

Mia (9/11): Tied a career high with six tackles, including a sack. **at LA (9/18):** Had four tackles, including a sack in consecutive games. **Atl (10/16):** Posted five tackles (3 solo) and led team with 5 QB hits before leaving in the third quarter with an injured knee. **at NO (10/30):** Inactive (knee). **Buf (11/7):** Inactive (knee). **at NE (11/13):** Inactive (knee). **Phi (11/20):** Inactive (knee). **at TB (11/27):** Inactive (knee).

BENNETT'S 2016 GAME-BY-GAME

Game	G/S	T	S	A	QB	Yds.	QH	Int.	Yds.	PD	FF	FR	Yds.
Miami (9/11)	1/1	6	2	4	1.0	9.0	3	0	0	0	0	0	0
at LA (9/18)	1/1	4	4	0	1.0	9.0	2	0	0	0	0	0	0
SF (9/25)	1/1	3	2	1	0.0	0.0	1	0	0	0	0	0	0
at NYJ (10/2)	1/1	3	3	0	1.0	4.0	2	0	0	0	0	0	0
Atl (10/16)	1/1	5	3	2	0.0	0.0	5	0	0	0	0	0	0
at Ariz (10/23)	1/1	3	2	1	0.0	0.0	0	0	0	0	0	0	0
at NO (10/30)													
Buf (11/7)													
at NE (11/13)													
Phi (11/20)													
at TB (11/27)													
Totals	6/6	24	16	8	3.0	22.0	13	0	0	0	0	0	0



31

KAM CHANCELLOR

SAFETY

Height 6-3
Weight 225
College Virginia Tech
Seasons NFL 7th, Seahawks 7th
Born April 3, 1988
Hometown Norfolk, Virginia

CHANCELLOR'S NFL RECORD

Club	G/S	Tackles			Sacks		Interceptions								
		Tkl	So	Ast	QB	Yds	No	Yds	Avg	LG	TD	PD	FF	FR	Yds
2010 Seattle	16/0	12	10	2	1.0	3.0	0	0	0.0	0	0	1	0	0	0
2011 Seattle	15/15	94	73	21	1.0	10.0	4	27	6.7	9	0	13	1	1	0
2012 Seattle	16/16	94	71	23	0.0	0.0	0	0	0.0	0	0	5	1	1	0
2013 Seattle	16/16	93	61	32	0.0	0.0	3	78	26.0	32	0	6	1	0	0
2014 Seattle	14/14	76	58	18	0.0	0.0	1	52	52.0	52	0	6	1	0	0
2015 Seattle	11/11	74	44	30	0.0	0.0	2	6	3.0	6	0	4	1	0	0
2016 Seattle	7/7	49	26	23	0.0	0.0	2	5	2.5	5	0	6	1	0	0
NFL TOTALS	95/79	492	333	149	2.0	13.0	12	168	14.0	52	0	41	6	2	0

POSTSEASON

Club	G/S	Tackles			Sacks		Interceptions								
		Tkl	So	Ast	QB	Yds	No	Yds	Avg	LG	TD	PD	FF	FR	Yds
2010 Seattle	2/0	0	0	0	0.0	0.0	0	0	0.0	0	0	0	0	0	0
2012 Seattle	2/2	9	4	5	0.0	0.0	0	0	0.0	0	0	0	0	0	0
2013 Seattle	3/3	34	14	20	0.0	0.0	2	2	1.0	2	0	6	0	0	0
2014 Seattle	3/3	25	19	6	0.0	0.0	1	90	90.0	90t	1	1	0	0	0
2015 Seattle	2/1	8	4	4	0.0	0.0	0	0	0.0	0	0	1	1	0	0
NFL TOTALS	12/9	76	41	35	0.0	0.0	3	92	30.7	90t	1	8	1	0	0

CHANCELLOR'S SINGLE-GAME HIGHS

Tackles: 19* vs. Arizona (11/15/15) **FF:** 1, 6 Times, Last at New England (11/13/16)
Sacks: 1, 2 Times, Last at Cleveland (10/23/11) **FR:** 1, 2 Times, Last vs. San Francisco (12/23/12)
Interceptions: 1, 12 Times, Last at Tampa Bay (11/27/16)

ADDITIONAL STATS

Special Teams Tackles: 2010 (11, FF), 2011 (3, FF), 2012 (6, FR) 2013 (6), 2014 (2), 2015 (2), 2016 (1);
Career: 31, 2 FF, 1 FR.
Postseason: 2010 (1), 2012 (1), 2014 (1), 2015 (1); **Career: (4).**

* Club Record

CHANCELLOR'S 2016 SEASON

Mia (9/11): Had a key fourth-down tackle when the Dolphins decided to go for it instead of taking a field goal attempt. **SF (9/25):** Led team with eight tackles (5 solo). **Atl (10/16):** Inactive (groin) after suffering injury during the practice week. **at Ariz (10/23):** Inactive (groin). **at NO (10/30):** Inactive (groin). **Buf (11/7):** Inactive (groin). **at NE (11/13):** Returned from groin injury and started. Totaled eight tackles, a pass defended and a forced a fumble that was recovered by Sherman that led to a Seahawks TD in the fourth quarter. **Phi (11/20):** Posted first interception of the season. **at TB (11/27):** Registered eight tackles and second interception in as many games when he picked off a Jameis Winston pass in the end zone late in the fourth quarter.

CHANCELLOR'S 2016 GAME-BY-GAME

Game	G/S	T	S	A	QB	Yds.	QH	Int.	Yds.	PD	FF	FR	Yds.
Miami (9/11)	1/1	7	3	4	0.0	0.0	0	0	0	0	0	0	0
at LA (9/18)	1/1	5	4	1	0.0	0.0	0	0	0	0	0	0	0
SF (9/25)	1/1	8	5	3	0.0	0.0	0	0	0	1	0	0	0
at NYJ (10/2)	1/1	5	2	3	0.0	0.0	0	0	0	1	0	0	0
Atl (10/16)													
at Ariz (10/23)													
at NO (10/30)													
Buf (11/7)													
at NE (11/13)	1/1	8	4	4	0.0	0.0	0	0	0	1	1	0	0
Phi (11/20)	1/1	8	1	7	0.0	0.0	0	1	5	2	0	0	0
at TB (11/27)	1/1	8	7	1	0.0	0.0	0	1	0	1	0	0	0
Totals	7/7	49	26	23	0.0	0.0	0	2	5	6	1	0	0



55

FRANK CLARK

DEFENSIVE END

Height	6-3
Weight	260
College	Michigan
Seasons	NFL 2nd, Seahawks 2nd
Born	June 14, 1993
Hometown	Cleveland, Ohio



36

ALEX COLLINS

RUNNING BACK

Height	5-10
Weight	217
College	Arkansas
NFL Seasons	Rookie
Born	August 26, 1994
Hometown	Ft. Lauderdale, Fla.

CLARK'S NFL RECORD

Club	G/S	Tackles			Sacks		Interceptions			LG	TD	PD	FF	FR	Yds
		Tkl	So	Ast	QB	Yds	No	Yds	Avg						
2015 Seattle	15/0	16	15	1	3.0	16.0	0	0	0.0	0	0	2	1	0	0
2016 Seattle	10/5	35	18	17	7.5	48.0	0	0	0.0	0	0	1	1	0	0
NFL TOTALS	25/5	51	33	18	10.5	64.0	0	0	0.0	0	0	3	2	0	0

POSTSEASON

Club	G/S	Tackles			Sacks		Interceptions			LG	TD	PD	FF	FR	Yds
		Tkl	So	Ast	QB	Yds	No	Yds	Avg						
2015 Seattle	2/0	3	2	1	1.0	10.0	0	0	0.0	0	0	1	0	0	0
NFL TOTALS	2/0	3	2	1	1.0	10.0	0	0	0.0	0	0	1	0	0	0

CLARK'S SINGLE-GAME HIGHS

Tackles: 6, at New Orleans (10/30/16) **FF:** 1, 2 Times, at Arizona (10/23/16)
Sacks: 2, 2 Times, Last at L.A. (9/18/16) **FR:** None
Interceptions: None

CLARK'S 2016 SEASON

Mia (9/11): Set a career high with three tackles, including a sack. **at LA (9/18):** Tied a career high with 2.0 sacks. **Atl (10/16):** Inactive (hamstring) after suffering injury during the practice week. **at Ariz (10/23):** Set career high with five tackles (4 solo) and totaled 1.5 sacks and FF. **at NO (10/30):** Made first-career start at DE in place of Michael Bennett (knee) and set career high for tackles a second consecutive week with six. Also tacked on a sack. **at NE (11/13):** Had five tackles (2 solo), including a third-down sack inside the Seahawks 10-yard line that forced the Patriots to settle for a field goal.

CLARK'S 2016 GAME-BY-GAME

Game	G/S	T	S	A	QB	Yds.	QH	Int.	Yds.	PD	FF	FR	Yds.	
Miami (9/11)	1/0	3	1	2	1.0	8.0	1	0	0	0	0	0	0	
at L.A. (9/18)	1/0	4	3	1	2.0	11.0	2	0	0	0	0	0	0	
SF (9/25)	1/0	2	0	2	0.0	0.0	1	0	0	0	0	0	0	
at NYJ (10/2)	1/0	1	1	0	0.0	0.0	2	0	0	1	0	0	0	
Atl (10/16)		Inactive (hamstring)												
at Ariz (10/23)	1/0	5	4	1	1.5	10.5	3	0	0	0	1	0	0	
at NO (10/30)	1/1	6	3	3	1.0	5.0	1	0	0	0	0	0	0	
Buf (11/7)	1/1	3	0	3	1.0	8.5	3	0	0	0	0	0	0	
at NE (11/13)	1/1	5	3	2	1.0	5.0	1	0	0	0	0	0	0	
Phi (11/20)	1/1	3	1	2	0.0	0.0	0	0	0	0	0	0	0	
at TB (11/27)	1/1	3	2	1	0.0	0.0	1	0	0	0	0	0	0	
Totals	10/5	35	18	17	7.5	48.0	15	0	0	1	1	0	0	

COLLINS' 2016 SEASON

Mia (9/11): Inactive. **at LA (9/18):** Saw first action of career. **Atl (10/16):** Recorded first TD of career on a 2-yard side-step and plunge. Also had a key fourth-quarter, third-down reception that led to the Seahawks go-ahead field goal. **at NO (10/30):** Active, but did not play. **Buf (11/7):** Active but did not play. **Phi (11/20):** Inactive.

2016	Opponent	-----Rushing-----					-----Receiving-----					Total
		Att	Yds	Avg	LG	TD	Rec	Yds	Avg	LG	TD	
09/11	Miami	Inactive										
09/18	at L.A.	2	0	0.0	0	0	0	0	0.0	0	0	0
09/25	San Francisco	4	12	3.0	4	0	2	19	9.5	10	0	31
10/02	at N.Y. Jets	1	1	1.0	1	0	0	0	0.0	0	0	1
10/16	Atlanta	1	2	2.0	2t	1	1	9	9.0	9	0	11
10/23	at Arizona	1	2	2.0	2	0	0	0	0.0	0	0	2
10/30	at New Orleans	Did Not Play										
11/7	Buffalo	Did Not Play										
11/13	at New England	1	2	2.0	2	0	0	0	0.0	0	0	2
11/20	Philadelphia	Inactive										
11/27	at Tampa Bay	0	0	0.0	0	0	0	0	0.0	0	0	0
TOTALS (7/0)		10	19	1.9	4	1	3	28	9.3	10	0	47



52

BROCK COYLE

LINEBACKER

Height	6-1
Weight	245
College	Montana
Seasons	NFL 3rd, Seahawks 3rd
Born	October 12, 1990
Hometown	Bozeman, Montana



21

DeANDRE ELLIOTT

CORNERBACK

Height	6-1
Weight	189
College	Colorado State
Seasons	Rookie
Born	November 21, 1992
Hometown	Dallas, Texas

COYLE'S NFL RECORD

Club	G/S	Tackles			Sacks		Interceptions									
		Tkl	So	Ast	QB	Yds	No	Yds	Avg	LG	TD	PD	FF	FR	Yds	
2014 Seattle	15/2	6	4	2	0.0	0.0	0	0	0.0	0	0	0	0	0	0	0
2015 Seattle	8/0	3	2	1	0.0	0.0	0	0	0.0	0	0	0	0	0	0	0
2016 Seattle	10/3	15	7	8	1.0	1.0	0	0	0.0	0	0	0	0	0	0	0
NFL TOTALS	33/5	24	13	11	1.0	1.0	0	0	0.0	0	0	0	0	0	0	0

POSTSEASON

Club	G/S	Tackles			Sacks		Interceptions									
		Tkl	So	Ast	QB	Yds	No	Yds	Avg	LG	TD	PD	FF	FR	Yds	
2014 Seattle	3/0	0	0	0	0.0	0.0	0	0	0.0	0	0	0	0	0	0	0
2015 Seattle	2/0	0	0	0	0.0	0.0	0	0	0.0	0	0	0	0	0	0	0
NFL TOTALS	5/0	0	0	0	0.0	0.0	0	0	0.0	0	0	0	0	0	0	0

COYLE'S SINGLE-GAME HIGHS

Tackles: 8 vs. Buffalo (11/7/16) **FF:** None
Sacks: 1.0 vs. Buffalo (11/7/16) **Interceptions:** None
FR: None

ADDITIONAL STATS

Special Teams Tackles: 2014 (5), 2015 (3), 2016 (1); **Career:** 9.
Postseason Special Teams Tackles: 2014 (2), 2015 (1); **Career:** (3).

COYLE'S 2016 SEASON

at Ariz (10/23): Saw first action at LB in goal line package and had one tackle. **at NO (10/30):** Started at OLB and had one solo stop. **Buf (11/7):** Recorded a career-best eight tackles (4 solo) in second-straight start at OLB and also notched first-career sack. **at TB (11/27):** Inactive (foot).

COYLE'S 2016 GAME-BY-GAME

Game	G/S	T	S	A	QB	Yds.	QH	Int.	Yds.	PD	FF	FR	Yds.
Games 1-5	5/0												
Special Teams Only													
at Ariz (10/23)	1/0	1	1	0	0.0	0.0	0	0	0	0	0	0	0
at NO (10/30)	1/1	1	1	0	0.0	0.0	0	0	0	0	0	0	0
Buf (11/7)	1/1	8	4	4	1.0	1.0	1	0	0	0	0	0	0
at NE (11/13)	1/0	3	1	2	0.0	0.0	0	0	0	0	0	0	0
Phi (11/20)	1/1	2	0	2	0.0	0.0	0	0	0	0	0	0	0
at TB (11/27)													
Inactive (foot)													
Totals	10/3	15	7	8	1.0	1.0	1	0	0	0	0	0	0

ELLIOTT'S 2016 SEASON

Mia (9/11): Saw action in first-career game on special teams. **at LA (9/18):** Inactive. **SF (9/25):** Saw action on special teams. **Atl (10/16):** Had a special teams tackle. **at Ariz (10/23):** Tied for team lead with two special teams tackles. **at NO (10/30):** Inactive (hamstring). **Buf (11/7):** Inactive (hamstring). **at NE (11/13):** Returned from hamstring injury and had a special teams stop. **Phi (11/20):** Saw first action of the season at CB and made first-career tackle. Also had a special teams stop.

ELLIOTT'S 2016 GAME-BY-GAME

Game	G/S	T	S	A	QB	Yds.	QH	Int.	Yds.	PD	FF	FR	Yds.
Miami (9/11)	1/0												
Special Teams Only													
at L.A. (9/18)													
Inactive													
Games 3-6	4/0												
Special Teams Only													
at NO (10/30)													
Inactive (hamstring)													
Buf (11/7)													
Inactive (hamstring)													
at NE (11/13)	1/0												
Special Teams Only													
Phi (11/20)	1/0	1	1	0	0.0	0.0	0	0	0	0	0	0	0
at TB (11/27)	1/0	0	0	0	0.0	0.0	0	0	0	0	0	0	0
Totals	8/0	1	1	0	0.0	0.0	0	0	0	0	0	0	0

ADDITIONAL STATS

Special Teams Tackles: 2016 (6); **Career:** 6.



74

GEORGE FANT

TACKLE

Height	6-5
Weight	296
College	Western Kentucky
Seasons	Rookie
Born	July 19, 1992
Hometown	Bowling Green, Ky.

FANT'S NFL RECORD

Year	Team	GP/GS	Postseason
2016	Seattle	9/5	
NFL TOTALS		9/5	

FANT'S 2016 SEASON

Mia (9/11): Saw action on special teams. **at LA (9/18):** Saw action on special teams. **at NYJ (10/2):** Inactive. **Atl (10/16):** Inactive. **at Ariz (10/23):** Saw first action on offense after replacing Brad Sowell (knee) at left tackle mid-fourth quarter. **at NO (10/30):** Made first-career start in place of Bradley Sowell at left tackle. **Buf (11/7):** Started second-straight game at LT. **at NE (11/13):** Started at LT. **Phi (11/20):** Started at LT. **at TB (11/27):** Started at LT.



39

GEORGE FARMER

RUNNING BACK

Height	6-1
Weight	220
College	Southern California
Seasons	NFL 1st, Seahawks 2nd
Born	July 4, 1993
Hometown	Los Angeles, Calif.

FARMER'S NFL RECORD

Club	Team	G/S	Rushing					Receiving					
			Att	Yds	Avg	LG	TD	No	Yds	Avg	LG	TD	
2015	Seattle	Practice Squad											
2016	Seattle	1/0	0	0	0.0	0	0	1	4	4.0	4	0	
NFL TOTALS		1/0	0	0	0.0	0	0	1	4	4.0	4	0	


FARMER'S SINGLE-GAME HIGHS

Rushing Rush Attempts: None Rush Yards: None Longest Rush: None Most Rush TDs: None	Receiving Most Rec.: 1 at Tampa Bay (11/27/16) Most Rec. Yards: 4 at Tampa Bay (11/27/16) Longest Reception: 4 at Tampa Bay (11/27/16) Most Rec. TDs: None
--	---

FARMER'S 2016 SEASON

Signed to the 53-man roster from the practice squad November 23. **at TB (11/27):** Saw action in first-career game and had a 4-yard reception.

2016	Opponent	-----Rushing-----					-----Receiving-----					Total
		Att	Yds	Avg	LG	TD	Rec	Yds	Avg	LG	TD	
11/27	at Tampa Bay	0	0	0.0	0	0	1	4	4.0	4	0	4
TOTALS (1/0)		0	0	0.0	0	0	1	4	4.0	4	0	4



48

NOLAN FRESE

LONG SNAPPER

Height	6-2
Weight	233
College	Houston
Seasons	Rookie
Born	July 29, 1992
Hometown	Roanoke, Texas

FRESE'S NFL RECORD

Year	Team	GP/GS	Postseason
2016	Seattle	11/0	
NFL TOTALS		11/0	

FRESE'S 2016 SEASON

Mia (9/11): Handled snapping duties. **at LA (9/18):** Handled snapping duties. **SF (9/25):** Handled snapping duties. **at NYJ (10/2):** Handled snapping duties. **Atl (10/16):** Handled snapping duties. **at Ariz (10/23):** Handled snapping duties. **at NO (10/30):** Handled snapping duties. **Buf (11/7):** Handled snapping duties. **at NE (11/13):** Handled snapping duties and had a special teams stop. **Phi (11/20):** Handled snapping duties and had a special teams tackle. **at TB (11/27):** Had a special teams stop and a FF.

ADDITIONAL STATS

Special Teams Tackles: 2016 (3, FF); Career: 3, FF.



79

GARRY GILLIAM

TACKLE

Height	6-5
Weight	315
College	Penn State
Seasons	NFL 3rd, Seahawks 3rd
Born	November 26, 1990
Hometown	Carlisle, Pa.

GILLIAM'S NFL RECORD

Year	Team	GP/GS	Postseason
2014	Seattle	14/1	2/0
2015	Seattle	16/16	2/2
2016	Seattle	11/11	
NFL TOTALS		41/28	4/2

GILLIAMS' 2016 SEASON

Mia (9/11): Started at RT. **at LA (9/18):** Started at RT. **SF (9/25):** Started at RT. **at NYJ (10/2):** Started at RT. **Atl (10/16):** Started at RT. **at Ariz (10/23):** Started at RT. **at NO (10/30):** Started at RT. **Buf (11/7):** Started at RT. **at NE (11/13):** Started at RT. **Phi (11/20):** Started at RT. **at TB (11/27):** Started at RT but was replaced by Bradley Sowell after the first series.



63

MARK GLOWINSKI

GUARD

Height	6-4
Weight	310
College	West Virginia
Seasons	NFL 2nd, Seahawks 2nd
Born	May 3, 1992
Hometown	Wilkes-Barre, Pa.



97

MALICIAH GOODMAN

DEFENSIVE END

Height	6-4
Weight	276
College	Clemson
Seasons	NFL 4th, Seahawks 1st
Born	January 4, 1990
Hometown	Florence, S.C.

GLOWINSKI'S RECORD

Year	Team	GP/GS	Postseason
2015	Seattle	9/1	0/0
2016	Seattle	11/11	
NFL TOTALS		20/12	0/0

GLOWINSKI'S 2016 SEASON

Mia (9/11): Started at LG. at LA (9/18): Started at LG. SF (9/25): Started at LG. at NYJ (10/2): Started at LG. Atl (10/16): Started at LG. at Ariz (10/23): Started at LG. at NO (10/30): Started at LG. Buf (11/7): Started at LG. at NE (11/13): Started at LG. Phi (11/20): Started at LG. at TB (11/27): Started at LG.

GOODMAN'S NFL RECORD

Club	G/S	Tackles			Sacks		Interceptions									
		Tkl	So	Ast	QB	Yds	No	Yds	Avg	LG	TD	PD	FF	FR	Yds	
2013 Atlanta	14/1	12	10	2	0.0	0.0	0	0	0.0	0	0	0	0	0	2	13
2014 Atlanta	16/10	17	7	10	0.0	0.0	0	0	0.0	0	0	1	2	0	0	
2015 Seattle	4/0	3	0	3	0.0	0.0	0	0	0.0	0	0	0	0	0	0	
2016 Seattle	1/0	0	0	0	0.0	0.0	0	0	0.0	0	0	0	0	0	0	
NFL TOTALS	35/11	32	17	15	0.0	0.0	0	0	0.0	0	0	1	2	2	13	

GOODMAN'S SINGLE-GAME HIGHS


Tackles: 3, 2 Times, Last vs. Carolina (12/28/14) FF: 1, 2 Times, Last at Tampa Bay (11/9/14)
 Sacks: None FR: 1, 2 Times, Last vs. Washington (12/15/13)
 INT: None

GOODMAN'S 2016 SEASON

Signed with the Seahawks October 25. Released November 1. at NO (10/30): Saw action in first game for the Seahawks.

GOODMAN'S 2016 GAME-BY-GAME

Game	G/S	T	S	A	QB	Yds.	QH	Int.	Yds.	PD	FF	FR	Yds.
at NO (10/30)	1/0	0	0	0	0.0	0.0	0	0	0	0	0	0	0
Totals	1/0	0	0	0	0.0	0.0	0	0	0	0	0	0	0



88

JIMMY GRAHAM

TIGHT END

Height 6-7
Weight 265
College Miami (Fla.)
Seasons NFL 7th, Seahawks 2nd
Born November 24, 1986
Hometown Goldsboro, N.C.

GRAHAM'S NFL RECORD

Club	G/S	Receiving					Rushing				
		No	Yds	Avg	LG	TD	Att	Yds	Avg	LG	TD
2010 New Orleans	15/5	31	356	11.5	52	5	1	3	3.0	3	0
2011 New Orleans	16/11	99	1,310	13.2	59	11	0	0	0.0	0	0
2012 New Orleans	15/9	85	982	11.6	46	9	0	0	0.0	0	0
2013 New Orleans	16/12	86	1,215	14.1	56t	16	0	0	0.0	0	0
2014 New Orleans	16/13	85	889	10.5	29	10	0	0	0.0	0	0
2015 Seattle	11/11	48	605	12.6	45	2	0	0	0.0	0	0
2016 Seattle	11/10	51	706	13.8	40	4	0	0	0.0	0	0
NFL TOTALS	100/71	485	6,063	12.5	59	57	1	3	3.0	0	0

POSTSEASON

Club	G/S	Receiving					Rushing				
		No	Yds	Avg	LG	TD	Att	Yds	Avg	LG	TD
2011 New Orleans	2/2	12	158	13.2	66t	3	0	0	0.0	0	0
2013 New Orleans	2/1	4	52	13.0	21	0	0	0	0.0	0	0
NFL TOTALS	4/3	16	210	13.1	66t	3	0	0	0.0	0	0

GRAHAM'S SINGLE-GAME HIGHS

Most Receptions: 10, 5 Times, Last vs. SF (11/9/14) **Most Receiving Yards:** 179, at Tampa Bay (9/15/13)
Longest Reception: 59, at Jacksonville (10/2/11) **Most TDs:** 2, 13 Times, Last vs. Buffalo (11/7/16)

ADDITIONAL STATS

Special Teams: 2010: Tackles (1). **Career:** Tackles 1.

GRAHAM'S 2016 SEASON

Mia (9/11): Saw action in first game since a knee injury ended his 2015 season and had an 11-yard reception. **at LA (9/18):** Started in 3-TE set. **SF (9/25):** Had six catches for 100 yards and TD. **at NYJ (10/2):** Led team with six receptions and 113 yards. First time since 2013 with consecutive 100-yard games. **at Ariz (10/23):** Had five receptions for 53 yards, including three for 35 yards in overtime. **Buf (11/7):** Led team with eight receptions and 103 yards and a pair of one-handed TD grabs from 17 and 18 yards. **Phi (11/20):** Had three catches, including a 35-yard TD reception.

2016	Opponent	No	Yds	Avg	LG	TD
09/11	Miami	1	11	11.0	11	0
09/18	at L.A.	3	42	14.0	17	0
09/25	San Francisco	6	100	16.7	40	1
10/02	at N.Y. Jets	6	113	18.8	27	0
10/16	Atlanta	6	89	14.8	25	0
10/23	at Arizona	5	53	10.6	14	0
10/30	at New Orleans	3	34	11.3	15	0
11/7	Buffalo	8	103	12.9	18t	2
11/13	at New England	4	48	12.0	19	0
11/20	Philadelphia	3	46	15.3	35t	1
11/27	at Tampa Bay	6	67	11.2	21	0
TOTALS (11/10)		51	706	13.8	40	4

100-YARD RECEIVING GAMES (16)

Yards	Opponent	Date	Rec.	Avg.	LG	TD
179	Tampa Bay	9/15/13	10	17.9	56t	1
146	Atlanta	11/11/12	7	20.9	46	2
140	Carolina	10/18/15	8	17.5	45	0
135	at Chicago	10/6/13	10	13.5	38	0
134	Arizona	9/22/13	9	14.9	29	2
132	at Jacksonville	10/2/11	10	13.2	59	1
129	at Carolina	10/9/11	8	16.1	30	0
124	at Tampa Bay	10/16/11	7	17.7	43	0
118	at Cleveland	9/16/14	10	11.8	23	2
115	Carolina	12/30/12	9	12.8	27	1
115	at N.Y. Jets	11/3/13	9	12.9	51t	2
113	at N.Y. Jets	10/2/16	6	18.8	27	0
103	Buffalo	11/7/16	8	12.9	18t	2
100	Houston	9/25/11	4	25.0	32	1
100	Miami	9/30/13	4	25.0	43t	2
100	at Atlanta	11/21/13	5	20.0	44t	1
100	San Francisco	9/25/16	6	16.7	40	1

TOP RECEIVING TOTALS BY TE SINCE 2011

Player	Team	Rec.	Yds.	Avg.	TD
1 Jason Witten	Dallas	455	4,801	10.6	26
2. Jimmy Graham	Seattle	454	5,707	12.6	52
3. Greg Olsen	Carolina	406	5,101	12.6	32
4. Rob Gronkowski	New England	363	5,549	15.3	58
5. Antonio Gates	San Diego	345	3,929	11.4	40

GRAHAM'S GAME-BY-GAME RECEIVING

2010	Opponent	No	Yds	Avg	LG	TD	2011	Opponent	No	Yds	Avg	LG	TD	
9/9	Minnesota	Did Not Play						9/8	at Green Bay	4	56	14.0	21	1
9/20	at San Francisco	0	0	0.0	0	0	9/18	Chicago	6	79	13.2	31	0	
9/26	Atlanta	0	0	0.0	0	0	9/25	Houston	4	100	25.0	32	1	
10/3	Carolina	0	0	0.0	0	0	10/2	at Jacksonville	10	132	13.2	59	1	
10/10	at Arizona	0	0	0.0	0	0	10/9	at Carolina	8	129	16.1	30	0	
10/17	at Tampa Bay	1	11	11.0	11	0	10/16	at Tampa Bay	7	124	17.7	43	0	
10/24	Cleveland	4	38	9.5	14	0	10/23	Indianapolis	6	54	9.0	16	2	
10/31	Pittsburgh	0	0	0.0	0	0	10/30	at St. Louis	4	39	9.8	13	0	
11/7	at Carolina	3	49	16.3	19t	1	11/6	Tampa Bay	6	78	13.0	23	0	
11/21	Seattle	5	72	14.4	27	0	11/13	at Atlanta	7	82	11.7	29	1	
11/25	at Dallas	3	23	7.7	14	0	11/28	N.Y. Giants	5	84	16.8	29t	2	
12/5	at Cincinnati	3	72	24.0	52	0	12/4	Detroit	8	89	11.1	16	0	
12/12	St. Louis	1	21	21.0	21	0	12/11	at Tennessee	5	55	11.0	33	0	
12/19	at Baltimore	5	29	5.8	18t	2	12/18	at Minnesota	7	70	10.0	18	1	
12/27	at Atlanta	4	26	6.5	10	1	12/26	Atlanta	4	42	10.5	17	1	
1/2/11	Tampa Bay	2	15	7.5	11	1	1/1/12	Carolina	8	97	12.1	29	1	
TOTALS (15/5)		31	356	11.5	52	5	TOTALS (16/11)	99	1310	13.2	59	11		
							1/7	Detroit	7	55	7.9	14	1	
							1/14	at San Francisco	5	103	20.6	66t	2	
							PLAYOFF TOTALS (2/2)	12	158	13.2	66t	3		

GRAHAM'S GAME-BY-GAME RECEIVING CONT.

2012	Opponent	No	Yds	Avg	LG	TD	2013	Opponent	No	Yds	Avg	LG	TD	
9/9	Washington	6	85	14.2	23	1	9/8	Atlanta	4	45	11.3	21	1	
9/16	at Carolina	7	71	10.1	17	1	9/15	at Tampa Bay	10	179	17.9	56t	1	
9/23	Kansas City	4	16	4.0	7	1	9/22	Arizona	9	134	14.9	29	2	
9/30	at Green Bay	7	76	10.9	24	0	9/30	Miami	4	100	25.0	43t	2	
10/7	San Diego	1	4	4.0	4	0	10/6	at Chicago	10	135	13.5	38	0	
10/21	at Tampa Bay	Inactive (ankle)					10/13	at New England	0	0	0.0	0	0	
10/28	at Denver	5	63	12.6	20	1	10/27	Buffalo	3	37	12.3	15t	2	
11/5	Philadelphia	8	72	9.0	17	1	11/3	at N.Y. Jets	9	116	12.9	51t	2	
11/11	Atlanta	7	146	20.9	46	2	11/10	Dallas	5	59	11.8	26	0	
11/18	at Oakland	6	29	4.8	10	1	11/17	San Francisco	6	41	6.8	13	0	
11/25	San Francisco	4	33	8.3	12	0	11/21	at Atlanta	5	100	20.0	44t	1	
11/29	at Atlanta	4	59	14.8	25	0	12/2	at Seattle	3	42	14.0	20	1	
12/9	at N.Y. Giants	5	56	11.2	27	0	12/8	Carolina	6	58	9.7	22	2	
12/16	Tampa Bay	5	69	13.8	24	0	12/15	at St. Louis	2	25	12.5	13	0	
12/23	at Dallas	7	88	12.6	26	0	12/22	at Carolina	5	73	14.6	46	1	
12/30	Carolina	9	115	12.8	27	1	12/29	Tampa Bay	5	71	14.2	33	1	
TOTALS (15/9)		85	982	11.6	46	9	TOTALS (16/12)		86	1215	14.1	56t	16	
								1/4	at Philadelphia	3	44	14.7	21	0
								1/8	at Seattle	1	8	8.0	8	0
								PLAYOFF TOTALS (2/1)		4	52	13.0	21	0

2014	Opponent	No	Yds	Avg	LG	TD	2015	Opponent	No	Yds	Avg	LG	TD	
9/7	at Atlanta	8	82	10.3	17	0	9/13	at St. Louis	6	51	8.5	19	1	
9/14	at Cleveland	10	118	11.8	23	2	9/20	at Green Bay	1	11	11.0	11	0	
9/21	Minnesota	6	54	9.0	15	0	9/27	Chicago	7	83	11.9	30t	1	
9/28	at Dallas	8	86	10.8	17	1	10/5	Detroit	4	29	7.3	13	0	
10/5	Tampa Bay	2	36	18.0	23	0	10/11	at Cincinnati	3	30	10.0	22	0	
10/19	at Detroit	0	0	0.0	0	0	10/18	Carolina	8	140	17.5	45	0	
10/26	Green Bay	5	59	11.8	22t	1	10/22	at San Francisco	2	31	15.5	23	0	
10/30	at Carolina	7	83	11.9	27	1	11/1	at Dallas	7	75	10.7	19	0	
11/9	San Francisco	10	76	7.6	15	2	11/15	Arizona	3	41	13.7	30	0	
11/16	Cincinnati	3	29	9.7	13	0	11/22	San Francisco	3	39	13.0	20	0	
11/24	Baltimore	6	47	7.8	11	2	11/29	Pittsburgh	4	75	18.8	36	0	
11/30	at Pittsburgh	0	0	0.0	0	0	TOTALS (11/11)		48	605	12.6	45	2	
12/7	Carolina	3	25	8.3	10	0								
12/15	at Chicago	5	87	17.4	29	0								
12/21	Atlanta	6	53	8.8	15	1								
12/28	at Tampa Bay	6	54	9.0	14	0								
TOTALS (16/13)		85	889	10.5	29	10								



4

STEVEN HAUSCHKA

KICKER

Height 6-4
 Weight 210
 College North Carolina St.
 Seasons NFL 9th, Seahawks 6th
 Born June 29, 1985
 Hometown Needham, Mass.
 Pronunciation howsh-kuh

HAUSCHKA'S NFL RECORD

KICKING											
Club	G	PAT-Att	FG-Att	1-19	20-29	30-39	40-49	50+	FG%	LG	Pts
2008 Baltimore	8/0	0-0	1-2	0-0	0-0	0-0	0-0	1-2	50.0	54	3
2009 Baltimore	9/0	27-28	9-13	0-0	1-1	5-7	3-5	0-0	69.2	44	54
2010 Denver	4/0	10-10	6-7	0-0	1-1	3-3	2-3	0-0	85.7	49	28
2011 Seattle	16/0	34-34	25-30	2-2	5-6	9-10	7-8	2-4	83.3	52	109
2012 Seattle	16/0	46-48	24-27	1-1	7-7	10-10	5-5	1-4	88.9	52	118
2013 Seattle	16/0	44-44	33-35	0-0	10-11	9-9	11-12	3-3	94.3	53	143
2014 Seattle	16/0	41-41	31-37	0-0	10-10	10-10	9-13	2-4	83.8	58	134
2015 Seattle	16/0	40-44	29-31	0-0	9-9	7-7	7-9	6-6	93.5	54	127
2016 Seattle	11/0	18-22	22-25	0-0	6-8	8-8	7-8	1-1	88.0	53	84
NFL TOTALS	112/0	260-271	180-207	3-3	49-53	61-64	51-63	16-24	87.0	58	800

POSTSEASON											
Club	G	PAT-Att	FG-Att	1-19	20-29	30-39	40-49	50+	FG%	LG	Pts
2008 Baltimore	3/0										
2012 Seattle	1/0	1-1	3-3	0-0	2-2	1-1	0-0	0-0	100.0	32	10
2013 Seattle	3/0	9-9	8-8	0-0	1-1	4-4	3-3	0-0	100.0	49	33
2014 Seattle	3/0	9-9	2-2	0-0	1-1	1-1	0-0	0-0	100.0	37	15
2015 Seattle	2/0	4-4	2-3	0-0	0-0	1-1	1-1	0-1	66.7	46	10
PLAYOFFS	12/0	23-23	15-16	0-0	4-4	7-7	4-4	0-1	93.8	49	68

HAUSCHKA'S SINGLE-GAME HIGHS

Most FGs Att.: 5 vs. Baltimore (11/13/11) **Most PATs Att.:** 7 vs. Arizona (12/9/12)
Most FGs Made: 5 vs. Baltimore (11/13/11) **Most PATs Made:** 7 vs. Arizona (12/9/12)
Longest FG Att.: 61 vs. Atl (10/2/11) and at Det (10/28/12) **Points Scored:** 16, 2 Times, Last vs. Ariz (12/9/12)
Longest FG Made: 58 at Carolina (10/26/14) **Consecutive Games with FG:** 14* (10/9/11 - 9/16/12)
 *Franchise record

ADDITIONAL STATS

Special Team Tackles: 2009 (1), 2011 (1), 2012 (3), 2014 (1), 2015 (1), 2016 (2, FF); **Career:** (9, FF).

HAUSCHKA'S 2016 SEASON

at NYJ (10/2): Connected on both field goals, including a season long 53-yarder. **Atl (10/16):** Connected on two-of-three FGs including the eventual game-winner from 44 yards with 1:57 remaining in the game. **at NE (11/13):** Set the franchise record for most-career FGs made (161) after connecting on a season-high four FGs. Passed Norm Johnson's career mark of 159 made FGs. **at TB (11/27):** Tied his own club record scoring at least one field goal in 14th-straight game.

2016	Opp	Pts	PAT-Att	FG-FGA	Made
09/11	Miami	6	0-1	2-2	38,39
09/18	at L.A.	3	0-0	1-1	23
09/25	SF	13	4-4	3-3	22,33,33
10/02	at NYJ	9	3-3	2-2	33, 53
10/16	Atl	8	2-3	2-3	42, 44
10/23	at Ariz	6	0-0	2-3	40, 36
10/30	at NO	8	2-2	2-2	44, 21
11/07	Buf	7	4-4	1-1	49
11/13	at NE	13	1-2	4-4	27,31,41,23
11/20	Phi	8	2-3	2-3	21, 35
11/27	atTB	3	0-0	1-1	43
TOTALS (11/0)	84	18-22	22-25	Long: 53	

HAUSCHKA'S GAME-BY-GAME KICKING

2008	Opp	Pts	PAT-Att	FG-FGA	Made	2009	Opp	Pts	PAT-Att	FG-FGA	Made
9/7	Cin	0	0-0	0-0		9/13	KC	8	5-5	1-2	44
Games 2-7				Practice Squad		9/20	at SD	7	4-4	1-1	33
11/2	at Cle			Inactive		9/27	Cle	10	4-4	2-2	36,33
11/9	at Hou	3	0-0	1-1	54	10/4	at NE	3	3-3	0-0	
11/16	at NYG			Kickoffs Only		10/11	Cin	2	2-2	0-0	
11/23	Phil	0	0-0	0-1		10/19	at Min	7	4-4	1-2	29
Games 12-14				Kickoffs Only		11/1	Den	12	3-3	3-3	43, 35, 31
12/20	at Dal			Inactive		11/9	at Cin	1	1-1	0-1	
12/28	Jac			Kickoffs Only		11/16	at Cle	4	1-2	1-2	44
TOTALS (8/0)	3	0-0	1-2	Long: 54		1/3/10	atTB		Inactive		
1/4	at Mia			Kickoffs Only		TOTALS (9/0)		54	27-28	9-13	Long: 44
1/10	at Ten			Kickoffs Only							
1/18	at Pit			Kickoffs Only							

PLAYOFFS (3/0) Kickoffs Only

2010	Opp	Pts	PAT-Att	FG-FGA	Made	2011	Opp	Pts	PAT-Att	FG-FGA	Made
Games 1-12				Not With a Team		9/11	at SF	5	2-2	1-1	39
12/12	at Ari	7	1-1	2-3	32, 30	9/18	at Pit	0	0-0	0-0	
12/19	at Oak	11	2-2	3-3	46, 49, 35	9/25	Ari	7	1-1	2-2	30, 52
12/26	Hou	6	3-3	1-1	27	10/2	Atl	4	4-4	0-1	
1/2/11	SD	4	4-4	0-0		10/9	at NYG	10	4-4	2-2	51, 43
TOTALS (4/0)	28	10-10	6-7	Long: 49		10/23	at Cle	3	0-0	1-1	20
						10/30	Cin	6	0-0	2-2	47, 25
						11/6	at Dal	7	1-1	2-3	45, 32
						11/13	Bal	16	1-1	5-5	22, 38, 39, 35, 30
						11/20	at StL	6	3-3	1-1	19
						11/27	Was	5	2-2	1-2	36
						12/1	Phi	7	4-4	1-1	49
						12/12	StL	12	3-3	3-4	42, 23, 48
						12/18	at Chi	8	5-5	1-1	33
						12/24	SF	5	2-2	1-1	19
						1/1/12	at Ari	8	2-2	2-3	43, 26
TOTALS (16/0)	109	34-34	25-30	Long: 52							

HAUSCHKA'S GAME-BY-GAME KICKING CONT.

2012	Opp	Pts	PAT-Att	FG-FGA	Made	2013	Opp	Pts	PAT-Att	FG-FGA	Made
9/9	at Ari	10	1-1	3-4	27, 47, 39	9/8	at Car	6	0-0	2-2	27, 40
9/16	Dal	9	3-3	2-2	21, 25	9/15	SF	9	3-3	2-2	30, 37
9/24	GB	2	2-2	0-0		9/22	Jax	9	6-6	1-1	21
9/30	at StL	7	1-1	2-2	31, 30	9/29	at Hou	11	2-2	3-3	48, 39, 45
10/7	at Car	10	1-1	3-3	22, 36, 46	10/6	at Ind	14	2-2	4-5	42, 36, 41, 46
10/14	NE	6	3-3	1-1	34	10/13	Tenn	8	2-2	2-2	31, 29
10/18	at SF	6	0-0	2-3	52, 35	10/17	at Ariz	10	4-4	2-2	51, 42
10/28	at Det	6	3-3	1-2	23	10/28	at StL	2	2-2	0-0	
11/4	Min	6	3-4	1-1	40	11/3	TB	9	3-3	2-2	36, 27
11/11	NYJ	4	4-4	0-0		11/10	at Atl	15	3-3	4-4	39, 43, 44, 53
11/25	at Mia	3	3-3	0-0		11/17	Min	11	5-5	2-2	50, 26
12/2	at Chi	5	2-2	1-1	31	12/2	NO	10	4-4	2-2	26, 20
12/9	Ari	16	7-7	3-3	31, 28, 32	12/8	at SF	5	2-2	1-1	31
12/16	at Buf	14	5-6	3-3	19, 33, 23	12/15	at NYG	11	2-2	3-3	49, 44, 24
12/23	SF	6	6-6	0-0		12/22	Ariz	4	1-1	1-2	27
12/30	StL	8	2-2	2-2	43, 49	12/29	StL	9	3-3	2-2	28, 35
TOTALS (16/0)	118	46-48	24-27	Long: 52		TOTALS (16/0)	143	44-44	33-35	Long: 53	
1/6	at Was	10	1-1	3-3	32, 29, 22	1/11	NO	11	2-2	3-3	38, 49, 26
PLAYOFFS (1/0)	10	1-1	3-3	Long: 32		1/19	SF	11	2-2	3-3	32, 40, 47
						2/2	Den	11	5-5	2-2	31, 33

2014	Opp	Pts	PAT-Att	FG-FGA	Made	2015	Opp	Pts	PAT-Att	FG-FGA	Made
09/04	GB	10	4-4	2-2	20, 35	9/13	at StL	11	2-2	3-3	25, 27, 35
09/14	at SD	3	3-3	0-0		9/20	at GB	5	2-2	1-1	54
09/21	Den	8	2-2	2-3	20, 28	9/27	Chi	14	2-2	4-4	31, 21, 45, 48
10/06	at Wash	9	3-3	2-2	40, 43	10/5	Det	7	1-1	2-2	51, 52
10/12	Dal	11	2-2	3-3	33, 33, 48	10/11	at Cin	6	3-3	1-1	24
10/19	at StL	8	2-2	2-2	24, 35	10/18	Car	11	2-2	3-3	30, 50, 43
10/26	at Car	7	1-1	2-2	58, 29	10/22	at SF	8	2-2	2-2	49, 46
11/02	Oak	12	3-3	3-4	34, 30, 40	11/1	at Dal	7	1-1	2-3	24, 26
11/09	NYG	8	5-5	1-1	28	11/15	Ariz	8	2-2	2-2	31, 46
11/16	at KC	8	2-2	2-2	24, 27	11/22	SF	5	2-4	1-1	33
11/23	AZ	13	1-1	4-5	27, 32, 52, 40	11/29	Pitt	3	3-4	0-0	
11/27	at SF	13	1-1	4-4	21, 36, 35, 46	12/6	at Min	8	5-5	1-1	23
12/07	at Phi	6	3-3	1-1	44	12/13	at Balt	5	5-5	0-0	
12/14	SF	5	2-2	1-1	38	12/20	Clev	12	3-3	3-3	49, 27, 30
12/21	at AZ	5	5-5	0-3		12/27	StL	5	2-2	1-1	26
12/28	StL	8	2-2	2-2	42, 45	1/3	at Ariz	12	3-4	3-4	33, 52, 52
TOTALS (16/0)	134	41-41	31-37	Long: 58		TOTALS (16/0)	127	40-44	29-31	Long: 54	
1/10	Car	7	4-4	1-1	37	1/10	at Min	4	1-1	1-1	46
1/18	GB	2	2-2	0-0		1/17	at Car	6	3-3	1-2	36
2/1	NE	6	3-3	1-1	27	PLAYOFFS (2/0)	10	4-4	2-3	Long: 46	
TOTALS (3/0)	15	9-9	2-2	Long: 37							



53

JOEY HUNT

CENTER

Height	6-2
Weight	299
College	TCU
NFL Seasons	Rookie
Born	February 22, 1994
Hometown	El Campo, Texas

HUNT'S NFL RECORD

Year	Team	GP/GS	Postseason
2016	Seattle	5/1	
NFL TOTALS		5/1	

HUNT'S 2016 SEASON

Mia (9/11): Active, but did not play. **at LA (9/18):** Active, but did not play. **SF (9/25):** Active, but did not play. **at NYJ (10/2):** Active, but did not play. **Atl (10/16):** Saw first-career action as a FB in goal line situations. **at Ariz (10/23):** Saw action on kickoff return. **at NO (10/30):** Saw action on two plays during the game's final drive after Justin Britt left with a shoulder injury. **Buf (11/7):** Did not play. **at NE (11/13):** Active, but did not play. **Phi (11/20):** Saw action on special teams. **at TB (11/27):** Made first-career start in place of Britt (ankle).



76 **GERMAIN IFEDI**
GUARD/TACKLE

Height 6-5
Weight 325
College Texas A&M
NFL Seasons Rookie
Born June 2, 1994
Hometown Houston, Texas
Pronunciation Jermaine iff-FED-ee

IFEDI'S NFL RECORD

Year	Team	GP/GS	Postseason
2016	Seattle	8/8	
NFL TOTALS		8/8	

IFEDI'S 2016 SEASON

Mia (9/11): Inactive (ankle). **at LA (9/18):** Inactive (ankle). **SF (9/25):** Inactive (ankle). **at NYJ (10/2):** Returned to action and made first-career start. **Atl (10/16):** Started at RG. **at Ariz (10/23):** Started at RG. **at NO (10/30):** Started at RG. **Buf (11/7):** Started at RG. **at NE (11/13):** Started at RG. **Phi (11/20):** Started at RG. **at TB (11/27):** Started at RG.



99 **QUINTON JEFFERSON**
DEFENSIVE TACKLE

Height 6-4
Weight 291
College Maryland
NFL Seasons Rookie
Born March 31, 1993
Hometown Pittsburgh, Pa.

JEFFERSON'S 2016 SEASON

Placed on injured reserve (knee) October 25. **Mia (9/11):** Saw action in first-career game in D-line rotation. **SF (9/25):** Inactive. **at NYJ (10/2):** Saw limited action at DT. **Atl (10/16):** Inactive (thumb). **at Ariz (10/23):** Inactive after injuring knee during the practice week.

JEFFERSON'S 2016 GAME-BY-GAME

Game	G/S	T	S	A	QB	Yds.	QH	Int.	Yds.	PD	FF	FR	Yds.
Miami (9/11)	1/0	1	0	1	0.0	0.0	0	0	0	0	0	0	0
at L.A. (9/18)	1/0	0	0	0	0.0	0.0	0	0	0	0	0	0	0
SF (9/25)	0/0				Inactive								
at NYJ (10/2)	1/0	0	0	0	0.0	0.0	0	0	0	0	0	0	0
Atl (10/16)	0/0				Inactive (thumb)								
at Ariz (10/23)	0/0				Inactive (knee)								
Totals	3/0	1	0	1	0.0	0.0	0	0	0	0	0	0	0



92

JOHN JENKINS

DEFENSIVE TACKLE

Height	6-4
Weight	343
College	Georgia
Seasons	NFL 4th, Seahawks 1st
Born	July 11, 1989
Hometown	Meriden, Conn.

NFL TRANSACTIONS:

04/26/13: Drafted by New Orleans (3rd round, 82nd)
 12/27/14: Placed on IR (abdomen)
 11/08/16: Waived by New Orleans

NFL CAREER HIGHLIGHTS:

- Started 22 of 49 games with New Orleans from 2013-16.
- Posted a career-high 66 tackles in 2015.
- Totaled a career-best 11 tackles vs. Tennessee on November 8, 2015, which included half of a sack.
- Was placed on injured reserve December 27, 2014, before the season finale with an abdomen injury.

COLLEGE: Started 20 of 37 career games at nose guard in two seasons for the Bulldogs, totaling 78 tackles (36 solo), four sacks and eight stops for loss. Also added one interception, one pass defended, one forced fumble and two fumble recoveries. Started all 13 games played as a senior and finished with 50 tackles,

a sack, fumble recovery and a pass defended. Named team's Defensive Co-MVP and to Phil Steele's All-SEC second team. Received team's Newcomer of the Year Award after appearing in all 14 games at Georgia in 2011. Played two seasons at Mississippi Gulf Coast Community College (2009-10). Also saw some time on offense as a freshman, carrying six times for 41 yards and a TD. As a sophomore, named a four-star player by multiple outlets and the sixth-best junior college player in the nation by Scout.com as he started all 10 games and recorded 41 tackles and 2.0 sacks. Registered 3.0 sacks as a freshman.

PERSONAL: Attended Francis T. Maloney (Meriden, Conn.) High School. Played tackle, defensive end and fullback in short-yardage situations. Named to the All-Central Connecticut South League squad as a senior. Also competed as a forward on the basketball team where, as a junior, helped the Spartans capture the South League title after finishing with a 27-1 record, ranked third in the state's final poll. Majored in child and family development.

JENKINS' NFL RECORD

Club	G/S	Tackles			Sacks		Interceptions									
		Tkl	So	Ast	QB	Yds	No	Yds	Avg	LG	TD	PD	FF	FR	Yds	
2013 New Orleans	16/5	29	15	14	0.0	0.0	0	0	0.0	0	0	0	0	0	0	0
2014 New Orleans	12/4	41	24	17	1.0	6.0	0	0	0.0	0	0	0	0	0	0	0
2015 New Orleans	14/12	66	32	34	0.5	2.5	0	0	0.0	0	0	1	1	1	1	0
2016 New Orleans	7/1	0	0	0	0.0	0.0	0	0	0.0	0	0	0	0	0	0	0
Seattle	2/0	3	0	3	0.0	0.0	0	0	0.0	0	0	0	0	0	0	0
NFL TOTALS	51/22	139	71	68	1.5	8.5	0	0	0.0	0	0	1	1	1	1	0

POSTSEASON

Club	G/S	Tackles			Sacks		Interceptions									
		Tkl	So	Ast	QB	Yds	No	Yds	Avg	LG	TD	PD	FF	FR	Yds	
2013 New Orleans	2/0	7	4	3	1.0	0.0	0	0	0.0	0	0	0	0	0	0	0
NFL TOTALS	2/0	7	4	3	1.0	0.0	0	0	0.0	0	0	0	0	0	0	0

JENKINS' SINGLE-GAME HIGHS

Tackles: 11 vs. Tennessee (11/8/15)
Sacks: 1 at Chicago (12/15/14)
INT: None

FF: 1 at Atlanta (1/3/16)
FR: 1 at Atlanta (1/3/16)

JENKINS' 2016 SEASON

Waived by New Orleans November 8. Signed with the Seahawks November 15. **Phi (11/20):** Saw action in first game after signing with Seattle and assisted on three tackles.

JENKINS' 2016 GAME-BY-GAME

Game	G/S	T	S	A	QB	Yds.	QH	Int.	Yds.	PD	FF	FR	Yds.
With New Orleans													
Oak (9/11)	1/0	3	2	1	0.0	0.0	0	0	0	0	0	0	0
TB (9/18)	1/0	2	1	1	0.0	0.0	0	0	0	0	0	0	0
Atl (9/26)	1/1	1	0	1	0.0	0.0	0	0	0	0	0	0	0
at SD (10/2)	1/0	0	0	0	0.0	0.0	0	0	0	0	0	0	0
Car (10/16)	1/0	3	2	1	0.0	0.0	0	0	0	0	0	0	0
at KC (10/23)	1/0	2	2	0	0.0	0.0	0	0	0	0	0	0	0
Sea (10/30)	1/0	1	1	0	0.0	0.0	0	0	0	0	0	0	0
at SF (11/6)													
Inactive													
With Seattle													
Phi (11/20)	1/0	3	0	3	0.0	0.0	0	0	0	0	0	0	0
at TB (11/27)	1/0	0	0	0	0.0	0.0	0	0	0	0	0	0	0
NFL Totals	9/1	15	8	7	0.0	0.0	0	0	0	0	0	0	0
Seattle Totals	2/0	3	0	3	0.0	0.0	0	0	0	0	0	0	0



15

JERMAINE KEARSE

WIDE RECEIVER

Height 6-1
Weight 209
College Washington
Seasons NFL 5th, Seahawks 5th
Born February 6, 1990
Hometown Lakewood, Wash.

KEARSE'S NFL RECORD

Year	Club	G/S	No	Yds	Avg	LG	TD
2012	Seattle	7/1	3	31	10.3	17	0
2013	Seattle	15/5	22	346	15.7	43t	4
2014	Seattle	15/14	38	537	14.1	60	1
2015	Seattle	16/16	49	685	14.0	50	5
2016	Seattle	11/10	29	354	12.2	31	0
NFL TOTALS		64/46	141	1,953	13.8	60	10

POSTSEASON

Year	Club	G/S	No	Yds	Avg	LG	TD
2012	Seattle	2/0	0	0	0.0	0	0
2013	Seattle	3/1	7	134	19.1	35t	2
2014	Seattle	3/3	7	209	29.9	63t	2
2015	Seattle	2/2	14	128	9.1	17	2
NFL TOTALS		10/6	28	479	17.1	63t	6

KEARSE'S SINGLE-GAME HIGHS

Most Rec.: 8, at St. Louis (9/13/15) **Most Yards:** 110 vs. Cleveland (12/20/15)
Most TDs: 2 vs. Pittsburgh (11/29/15) **Longest Reception:** 60, vs. N.Y. Giants (11/9/14)

ADDITIONAL STATS

Rushing: 2014 (2 attempts for 15 yards, long of 11); **Career** (2 attempts for 15 yards, long of 11).
Special Teams Tackles: 2012 (3), 2013 (5, blocked punt), 2014 (2, FF), 2015 (3); **Career** (13, FF, blocked punt).
Kickoff Returns: 2013 (13 returns for 283 yards, 21.8 avg., long of 40)
Postseason Special Teams Tackles: 2012 (1); **Career** (1).

KEARSE'S 2016 SEASON

at LA (9/18): Did not start when team opened in 3-TE set. at NO (10/30): Tied for team lead with four receptions and totaled 57 yards.

GAME-BY-GAME RECEIVING

2012	Opponent	No	Yds	Avg	LG	TD	2013	Opponent	No	Yds	Avg	LG	TD	
Games 1-8		Practice Squad												
11/4	Min	1	6	6.0	6	0	9/8	at Carolina	2	49	24.5	43t	1	
11/11	NYJ	0	0	0.0	0	0	9/15	San Francisco	0	0	0.0	0	0	
11/25	at Mia	1	8	8.0	8	0	9/22	Jacksonville	1	17	17.0	17	0	
12/2	at Chi	Inactive												
12/9	Ari	0	0	0.0	0	0	9/29	at Houston	0	0	0.0	0	0	
12/16	at Buf	0	0	0.0	0	0	10/6	at Indianapolis	1	28	28.0	28t	1	
12/23	SF	1	17	17.0	17	0	10/13	Tennessee	3	17	5.7	11	0	
12/30	Ari	0	0	0.0	0	0	10/17	at Arizona	1	17	17.0	17	0	
TOTALS (7/1)		3	31	10.3	17	0	10/28	at St. Louis	0	0	0.0	0	0	
1/6	at Was	0	0	0.0	0	0	11/3	Tampa Bay	2	43	21.5	27	1	
1/13	at Atl	0	0	0.0	0	0	11/10	at Atlanta	3	75	25.0	43t	1	
PLAYOFFS (2/0)		0	0	0	0	0	11/17	Minnesota	0	0	0.0	0	0	
								12/2	New Orleans	2	26	13.0	19	0
								12/8	at San Francisco	2	15	7.5	9	0
								12/15	at N.Y. Giants	2	21	10.5	13	0
								12/22	Arizona	3	38	12.7	18	0
								12/29	St. Louis	Did Not Play (ankle)				
TOTALS (15/5)		22	346	15.7	43t	4	1/11	New Orleans	1	25	25.0	25	0	
								1/19	San Francisco	2	44	22.0	35t	1
								2/2	Denver	4	65	16.3	24	1
PLAYOFFS (3/1)		7	134	19.1	35t	2								

2014	Opponent	No	Yds	Avg	LG	TD	2015	Opponent	No	Yds	Avg	LG	TD
9/04	Green Bay	1	8	8.0	8	0	9/13	at St. Louis	8	76	9.5	23	0
9/14	at San Diego	4	61	15.3	30	0	9/20	at Green Bay	0	0	0.0	0	0
9/21	Denver	2	22	11.0	12	0	9/27	Chicago	6	76	12.7	22	0
10/06	at Washington	1	15	15.0	15t	1	10/5	Detroit	2	84	42.0	50	0
10/12	Dallas	3	62	20.7	53	0	10/11	at Cincinnati	2	38	19.0	30t	1
10/19	at St. Louis	3	50	16.7	29	0	10/18	Carolina	0	0	0.0	0	0
10/26	at Carolina	2	15	7.5	12	0	10/22	at San Francisco	3	64	21.3	36	0
11/02	Oakland	1	4	4.0	4	0	11/1	at Dallas	0	0	0.0	0	0
11/09	N.Y. Giants	3	70	23.3	60	0	11/15	Arizona	1	10	10.0	10	0
11/16	at Kansas City	5	54	10.8	24	0	11/22	San Francisco	3	34	11.3	18	0
11/23	Arizona	1	19	19.0	19	0	11/29	Pittsburgh	4	47	11.8	22	2
11/27	at San Francisco	3	34	11.3	17	0	12/6	at Minnesota	0	0	0.0	0	0
12/07	at Philadelphia	3	37	12.3	20	0	12/13	at Baltimore	7	74	10.6	20	0
12/14	San Francisco	5	78	15.6	47	0	12/20	Cleveland	7	110	15.7	39	0
12/21	at Arizona	1	8	8.0	8	0	12/27	St. Louis	3	38	12.7	18t	1
12/28	St. Louis	Inactive (hamstring)											
TOTALS (15/14)		38	537	14.1	60	1	TOTALS (16/16)		49	685	14.0	50	5
1/10	Carolina	3	129	43.0	63t	1	1/10	at Minnesota	3	18	6.0	8	0
1/18	Green Bay	1	35	35.0	35t	1	1/17	at Carolina	11	110	10.0	17	2
2/1	New England	3	45	15.0	33	0	PLAYOFF TOTALS (2/2)						
PLAYOFFS (3/3)		7	209	29.9	63t	2	14	128	9.1	17	2		

2016	Opponent	No	Yds	Avg	LG	TD
9/11	Miami	5	57	11.4	24	0
9/18	at L.A.	2	11	5.5	9	0
9/25	San Francisco	2	11	5.5	9	0
10/2	at N.Y. Jets	3	23	7.7	10	0
10/16	Atlanta	3	35	11.7	16	0
10/23	at Arizona	3	51	17.0	31	0
10/30	at New Orleans	4	57	14.3	23	0
11/7	Buffalo	2	36	18.0	20	0
11/13	at New England	2	26	13.0	20	0
11/20	Philadelphia	2	29	14.5	17	0
11/27	at Tampa Bay	1	18	18.0	18	0
TOTALS (11/10)		29	354	12.2	31	0



20

JEREMY LANE

CORNERBACK

Height 6-0
 Weight 190
 College Northwestern St. (La.)
 Seasons NFL 5th, Seahawks 5th
 Born July 14, 1990
 Hometown Tyler, Texas

LANE'S NFL RECORD

Club	G/S	Tackles			Sacks		Interceptions									
		Tkl	So	Ast	QB	Yds	No	Yds	Avg	LG	TD	PD	FF	FR	Yds	
2012 Seattle	13/3	10	5	5	0.0	0.0	0	0	0.0	0	0	0	0	0	0	0
2013 Seattle	15/0	12	9	3	0.0	0.0	0	0	0.0	0	0	4	0	0	0	
2014 Seattle	7/1	12	8	4	0.0	0.0	0	0	0.0	0	0	3	1	0	0	
2015 Seattle	6/2	11	10	1	0.0	0.0	2	60	30.0	54	0	6	0	0	0	
2016 Seattle	11/6	35	27	8	0.0	0.0	0	0	0.0	0	0	2	0	0	0	
NFL TOTALS	52/12	80	59	21	0.0	0.0	2	60	30.0	54	0	15	1	0	0	

POSTSEASON

Club	G/S	Tackles			Sacks		Interceptions								
		Tkl	So	Ast	QB	Yds	No	Yds	Avg	LG	TD	PD	FF	FR	Yds
2012 Seattle	2/0	Special Teams Only													
2013 Seattle	3/0	1	1	0	0.0	0.0	0	0	0.0	0	0	0	0	0	0
2014 Seattle	3/0	7	5	2	0.0	0.0	1	14	14.0	14	0	1	0	0	0
2015 Seattle	2/1	4	2	2	0.0	0.0	0	0	0.0	0	0	1	0	0	0
NFL TOTALS	10/1	12	8	4	0.0	0.0	1	14	14.0	14	0	2	0	0	0

LANE'S SINGLE-GAME HIGHS

Tackles: 7 at Arizona (10/23/16) **FF:** 1 vs. Arizona (11/23/14)
Sacks: None **FR:** None
Int.: 1, 2 Times, Last at Arizona (1/3/16)

ADDITIONAL STATS

Special Teams Tackles: 2012 (5), 2013 (13), 2014 (1), 2015 (1), 2016 (2); **Career:** (22).
Postseason Special Teams Tackles: 2012 (2), 2013 (3), 2014 (3), 2015 (0); **Career:** (8).

LANE'S 2016 SEASON

at Ariz (10/23): Set a career high with seven tackles (6 solo). **at NE (11/13):** Started when team opened in nickel. **Phi (11/20):** Filled in for DeShawn Shead after he left the game in the first half with a hamstring injury. **at TB (11/27):** Started in place of DeShawn Shead (hamstring).

LANE'S 2016 GAME-BY-GAME

Game	G/S	T	S	A	QB	Yds.	QH	Int.	Yds.	PD	FF	FR	Yds.
Miami (9/11)	1/1	3	2	1	0.0	0.0	0	0	0	1	0	0	0
at L.A. (9/18)	1/0	1	1	0	0.0	0.0	0	0	0	0	0	0	0
SF (9/25)	1/1	4	3	1	0.0	0.0	0	0	0	0	0	0	0
at NYJ (10/2)	1/1	4	3	1	0.0	0.0	0	0	0	0	0	0	0
Atl (10/16)	1/1	2	1	1	0.0	0.0	0	0	0	0	0	0	0
at Ariz (10/23)	1/0	7	6	1	0.0	0.0	0	0	0	1	0	0	0
at NO (10/30)	1/0	2	2	0	0.0	0.0	0	0	0	0	0	0	0
Buf (11/7)	1/0	3	2	1	0.0	0.0	0	0	0	0	0	0	0
at NE (11/13)	1/1	0	0	0	0.0	0.0	0	0	0	0	0	0	0
Phi (11/20)	1/0	6	5	1	0.0	0.0	0	0	0	0	0	0	0
at TB (11/27)	1/1	3	2	1	0.0	0.0	0	0	0	0	0	0	0
Totals	11/6	35	27	8	0.0	0.0	0	0	0	2	0	0	0



16

TYLER LOCKETT

WIDE RECEIVER

Height 5-10
Weight 182
College Penn State
Seasons NFL 2nd, Seahawks 2nd
Born September 28, 1992
Hometown Tulsa, Okla.

LOCKETT'S NFL RECORD

Year	Club	G/S	No	Yds	Avg	LG	TD
2015	Seattle	16/8	51	664	13.0	49t	6
2016	Seattle	11/6	23	325	14.1	53	0
NFL TOTALS		27/14	74	989	13.4	53	6

Year	Club	G/S	-----Kickoff Returns-----					-----Punt Returns-----				
			No	Yds	Avg	LG	TD	No	Yds	Avg	LG	TD
2015	Seattle	16/8	33	852	25.8	105t	1	40	379	9.5	66	1
2016	Seattle	11/6	14	348	24.9	43	0	22	208	9.5	62	0
NFL TOTALS		27/14	47	1,200	25.5	105t	1	62	587	9.5	66	1

POSTSEASON

Year	Club	G/S	No	Yds	Avg	LG	TD
2015	Seattle	2/0	4	110	27.5	35	1
NFL TOTALS		2/0	4	110	27.5	35	1

Year	Club	G/S	-----Kickoff Returns-----					-----Punt Returns-----				
			No	Yds	Avg	LG	TD	No	Yds	Avg	LG	TD
2015	Seattle	2/0	4	104	26.0	50	0	4	18	4.5	8	0
NFL TOTALS		2/0	4	104	26.0	50	0	4	18	4.5	8	0

LOCKETT'S SINGLE-GAME HIGHS

Most Rec.: 7 at Minnesota (12/6/15) **Most Yards:** 104 at Baltimore (12/13/15)
Most TDs: 2, 2 Times, Last at Baltimore (12/13/15) **Longest Rec.:** 53 at L.A. (9/18/16)

ADDITIONAL STATS

Rushing: 2015: (Rushed five times for 20 yards, 4.0 avg., with a long of 8.), 2016: (Rushed three times for 24 yards, 8.0 avg, with a long of 13); Career: (Rushed eight times for 44 yards, 5.5 avg, with a long of 13).

LOCKETT'S 2016 SEASON

at LA (9/18): Led team with four receptions and 99 yards. Left the game in the second quarter with a knee injury, but returned in the fourth quarter and had a career-long 53-yard reception.

GAME-BY-GAME RECEIVING

2015	Opponent	No	Yds	Avg	LG	TD	2016	Opponent	No	Yds	Avg	LG	TD
9/13	at St. Louis	4	34	8.5	12	0	9/11	Miami	3	17	5.7	6	0
9/20	at Green Bay	2	17	8.5	17	0	9/18	at L.A.	4	99	24.8	53	0
9/27	Chicago	0	0	0.0	0	0	9/25	San Francisco	0	0	0.0	0	0
10/5	Detroit	4	58	14.5	23	0	10/2	at N.Y. Jets	1	13	13.0	13	0
10/11	at Cincinnati	2	29	14.5	22	0	10/16	Atlanta	3	23	7.7	10	0
10/18	Carolina	0	0	0.0	0	0	10/23	at Arizona	2	13	6.5	8	0
10/22	at San Francisco	5	79	15.8	43t	1	10/30	at New Orleans	4	32	8.0	10	0
11/1	at Dallas	3	36	12.0	16	0	11/7	Buffalo	1	17	17.0	17	0
11/15	Arizona	1	7	7.0	7	0	11/13	at New England	3	72	24.0	36	0
11/22	San Francisco	4	48	12.0	24t	2	11/20	Philadelphia	2	39	19.5	30	0
11/29	Pittsburgh	3	38	12.7	16	0	11/27	at Tampa Bay	0	0	0.0	0	0
12/6	at Minnesota	7	90	12.9	29	0	TOTALS (11/6)						
12/13	at Baltimore	6	104	17.3	49t	2	23	325	14.1	53	0		
12/20	Cleveland	5	55	11.0	27t	1							
12/27	St. Louis	3	33	11.0	16	0							
1/3	at Arizona	2	36	18.0	36	0							
TOTALS (16/8)		51	664	13.0	49t	6							
1/10	at Minnesota	1	35	35.0	35	0							
1/17	at Carolina	3	75	25.0	33t	1							
PLAYOFF TOTALS (2/0)		4	110	27.5	35	1							



33

KELCIE McCRAY

SAFETY

Height 6-2
 Weight 202
 College Arkansas State
 Seasons NFL 5th, Seahawks 2nd
 Born September 21, 1988
 Hometown Columbus, Ga.

McCRAY'S NFL RECORD

Club	G/S	Tackles			Sacks		Interceptions									
		Tkl	So	Ast	QB	Yds	No	Yds	Avg	LG	TD	PD	FF	FR	Yds	
2012 Miami							Injured Reserve									
2013 Miami	4/0	0	0	0	0.0	0.0	0	0	0.0	0	0	0	0	0	0	
Tampa Bay	11/0	7	3	4	0.0	0.0	0	0	0.0	0	0	1	0	1	0	
2014 Kansas City	16/0	3	2	1	0.0	0.0	0	0	0.0	0	0	0	0	0	0	
2015 Seattle	16/3	25	16	9	0.0	0.0	0	0	0.0	0	0	2	0	0	0	
2016 Seattle	11/4	32	20	12	0.0	0.0	0	0	0.0	0	0	1	0	0	0	
NFL TOTALS	58/7	67	41	26	0.0	0.0	0	0	0.0	0	0	4	0	1	0	

POSTSEASON															
Club	G/S	Tackles			Sacks		Interceptions								
		Tkl	So	Ast	QB	Yds	No	Yds	Avg	LG	TD	PD	FF	FR	Yds
2015 Seattle	2/1	0	0	0	0.0	0.0	0	0	0.0	0	0	0	0	0	0
NFL TOTALS	2/1	0	0	0	0.0	0.0	0	0	0.0	0	0	0	0	0	0

McCRAY'S SINGLE-GAME HIGHS

Tackles: 13 vs. Buffalo (11/7/16) **FF:** None
Sacks: None **FR:** 1 at Detroit (11/24/13)
Int.: None

ADDITIONAL STATS

Special Teams Tackles: 2013 (5); 2014 (8); 2015 (12), 2016 (3); **Career:** (28).
Postseason: 2015 (1); **Career:** (1).

McCRAY'S 2016 SEASON

Atl (10/16): Started at SS in place of Kam Chancellor (groin) and had three tackles. **at Ariz (10/23):** Started at SS and had season high six tackles (5 solo), including a game-saving tackle in OT at the Seahawks 5-yard line. **at NO (10/30):** Started third-straight game and tied a career high with 10 tackles (6 solo). **Buf (11/7):** Set career high with 13 tackles (8 solo). **Phi (11/20):** Saw action for one play at SS and on special teams.

McCRAY'S 2016 GAME-BY-GAME

Game	G/S	T	S	A	QB	Yds.	QH	Int.	Yds.	PD	FF	FR	Yds.
Games 1-4	4/0												
Atl (10/16)	1/1	3	1	2	0.0	0.0	0	0	0	0	0	0	0
at Ariz (10/23)	1/1	6	5	1	0.0	0.0	0	0	0	0	0	0	0
at NO (10/30)	1/1	10	6	4	0.0	0.0	0	0	0	0	0	0	0
Buf (11/7)	1/1	13	8	5	0.0	0.0	0	0	0	1	0	0	0
at NE (11/13)	1/0												
Phi (11/20)	1/0	0	0	0	0.0	0.0	0	0	0	0	0	0	0
at TB (11/27)	1/0												
Totals	11/4	32	20	12	0.0	0.0	0	0	0	1	0	0	0



93

TONY McDANIEL

DEFENSIVE TACKLE

Height	6-7
Weight	305
College	Tennessee
Seasons	NFL 11th, Seahawks 3rd
Born	January 20, 1985
Hometown	Columbia, S.C.

NFL TRANSACTIONS:

04/30/06: Signed with Jacksonville as undrafted FA
 03/20/09: Traded by Jacksonville to Miami
 04/03/12: Signed with Seattle as UFA
 08/11/15: Signed with Tampa Bay as UFA
 08/16/16: Signed with Seattle as UFA

NFL CAREER HIGHLIGHTS:

- Recorded 31 tackles (16 solo) in 16 games played with 14 starts in 2014.
- In his first season in Seattle, led all defensive linemen with a career-high 52 tackles (23 solo) and added 2.0 sacks and one fumble recovery in 16 games played with 15 starts. Played in all three postseason games with two starts and tallied four tackles (three solo).
- Originally signed by Jacksonville as an undrafted rookie free agent on April 30, 2006, where he spent three seasons. Traded to Miami on March 20, 2009 and played four seasons with the Dolphins.

- Posted a career-high 36 tackles (30 solo) and 2.5 sacks in 2010, playing in 15 games with one start. Tied sacks-high the following year in 2011.

- Recorded a career-high 10 tackles (nine solo) vs. Tennessee (11/5/06).

- Ended 2007 and 2008 seasons on injured reserve (wrist and toe, respectively).

COLLEGE: Three-year letterman as a defensive tackle at Tennessee and left school following his junior season. Collected 33 career tackles, six for a loss, and one sack. Played in nine games as a junior and finished with 13 tackles. Appeared in 13 games with one start as a sophomore and played in 11 games as a true freshman.

PERSONAL: Attended W.J. Keenan High in Columbia, S.C. Earned All-State honors as a senior, recording nearly 100 tackles and 15 sacks as a senior. Majored in arts and sciences. Has two sons, Ataeous and Anthony.

McDANIEL'S NFL RECORD

Club	G/S	Tackles			Sacks		Interceptions									
		Tkl	So	Ast	QB	Yds	No	Yds	Avg	LG	TD	PD	FF	FR	Yds	
2006 Jacksonville	11/0	21	15	6	1.0	7.5	0	0	0.0	0	0	0	0	0	0	0
2007 Jacksonville	4/0	4	4	0	0.0	0.0	0	0	0.0	0	0	0	0	0	0	0
2008 Jacksonville	10/3	22	15	7	0.5	4.0	0	0	0.0	0	0	0	0	0	0	0
2009 Miami	16/0	16	13	3	1.5	16.5	0	0	0.0	0	0	1	0	0	0	0
2010 Miami	15/1	36	30	6	2.5	11.5	0	0	0.0	0	0	3	0	0	0	0
2011 Miami	12/1	19	13	6	2.5	12.5	0	0	0.0	0	0	2	0	0	0	0
2012 Miami	11/0	11	6	5	0.5	3.0	0	0	0.0	0	0	1	0	1	0	0
2013 Seattle	16/15	52	23	29	2.0	16.0	0	0	0.0	0	0	1	0	1	0	0
2014 Seattle	16/14	31	16	15	0.0	0.0	0	0	0.0	0	0	1	0	0	0	0
2015 Tampa Bay	14/3	25	13	12	1.0	6.0	0	0	0.0	0	0	1	0	0	0	0
2016 Seattle	11/8	32	12	20	0.0	0.0	0	0	0.0	0	0	2	0	1	0	0
NFL TOTALS	136/45	269	160	109	11.5	77.0	0	0	0.0	0	0	12	0	3	0	0

POSTSEASON

Club	G/S	Tackles			Sacks		Interceptions									
		Tkl	So	Ast	QB	Yds	No	Yds	Avg	LG	TD	PD	FF	FR	Yds	
2013 Seattle	3/2	4	3	1	0.0	0.0	0	0	0.0	0	0	1	0	0	0	0
2014 Seattle	3/3	10	1	9	0.0	0.0	0	0	0.0	0	0	1	0	1	0	0
NFL TOTALS	6/5	14	4	10	0.0	0.0	0	0	0.0	0	0	2	0	1	0	0

McDANIEL'S SINGLE-GAME HIGHS

Tackles: 10 vs. Tennessee (11/5/06)
Sacks: 1.5 at Buffalo (11/29/09)
Int.: None

FF: None
FR: 1, 3 Times, Last vs. Atlanta (10/16/16)

McDANIEL'S 2016 SEASON

at NYJ (10/2): Started at DT in place of Jarran Reed (hip). **Atl (10/16):** Had a fumble recovery at the Falcons' 9-yard line that set up a Seahawks TD on the following play.

McDANIEL'S 2016 GAME-BY-GAME

Game	G/S	T	S	A	QB	Yds.	QH	Int.	Yds.	PD	FF	FR	Yds.
Miami (9/11)	1/0	2	0	2	0.0	0.0	0	0	0	0	0	0	0
at L.A. (9/18)	1/0	1	1	0	0.0	0.0	0	0	0	1	0	0	0
SF (9/25)	1/0	2	0	2	0.0	0.0	0	0	0	0	0	0	0
at NYJ (10/2)	1/1	4	0	4	0.0	0.0	0	0	0	0	0	0	0
Atl (10/16)	1/1	3	1	2	0.0	0.0	0	0	0	0	0	1	0
at Ariz (10/23)	1/1	3	3	0	0.0	0.0	0	0	0	0	0	0	0
at NO (10/30)	1/1	5	2	3	0.0	0.0	0	0	0	0	0	0	0
Buf (11/7)	1/1	1	0	1	0.0	0.0	0	0	0	0	0	0	0
at NE (11/13)	1/1	6	1	5	0.0	0.0	0	0	0	0	0	0	0
Phi (11/20)	1/1	0	0	0	0.0	0.0	0	0	0	1	0	0	0
at TB (11/27)	1/1	5	4	1	0.0	0.0	0	0	0	0	0	0	0
Totals	11/8	32	12	20	0.0	0.0	0	0	0	2	0	1	0



41

DEWEY McDONALD

LINEBACKER

Height	6-0
Weight	220
College	California (Pa.)
Seasons	NFL 3rd, Seahawks 1st
Born	June 10, 1990
Hometown	Ranson, West Va.

NFL TRANSACTIONS:

05/12/14: Signed with Indianapolis as undrafted FA
 08/30/14: Waived by Indianapolis
 09/01/14: Signed to Indianapolis PS
 09/29/14: Signed to Indianapolis active roster
 10/27/15: Waived by Indianapolis
 10/28/15: Claimed by New England
 11/12/15: Waived by New England
 12/02/15: Signed to Oakland PS
 12/29/15: Signed to Oakland active roster
 09/03/16: Traded by Oakland to Seattle

NFL CAREER HIGHLIGHTS:

- Has seen action in 15 career games between 2014-15 with Indianapolis (13), New England (1) and Oakland (1). Played in three total games with three different teams in 2015.
- Totaled 13 special teams tackles in 15 games played from 2014-15. Ranked second for the Colts in 2014 with 13 special teams tackles.
- Saw action in three postseason contests for

Indianapolis in 2014 and totaled two special teams stops.

COLLEGE: Started at Fairmont State before transferring to California University (Pa.). Tallied a career-best 89 tackles, six tackles for loss, three interceptions (all returned for TDs) and eight passes defended at California. Named a Don Hansen All-American third-team choice, *D2football.com* All-American honorable mention selection, Don Hansen first-team All-Super Region One choice, first-team All-Daktronics Super Region One selection and first-team PSAC West choice.

PERSONAL: Attended Jefferson High School in Shenandoah Junction, West Va., where he was a three-time all-conference and all-area pick. Named the *Martinsburg Journal* Defensive Player of the Year as a junior. Recorded 17 interceptions and more than 1,500 yards and 22 TDs during high school career. Won state championships in the high jump, long jump and as a member of the 4x100 relay.

McDONALD'S 2016 SEASON

Mia (9/11): Inactive. **at LA (9/18):** Inactive. **SF (9/25):** Active for first time of the season and saw action on special teams. **at NYJ (10/2):** Saw action on special teams. **at NO (10/30):** Saw action on special teams. **Buf (11/7):** Saw action on special teams. **at NE (11/13):** Saw action on special teams and had a tackle.

McDONALD'S 2016 GAME-BY-GAME

Game	G/S	T	S	A	QB	Yds.	QH	Int.	Yds.	PD	FF	FR	Yds.
Games 1-2	0/0												
Games 3-11	9/0												
Totals	9/0	0	0	0	0.0	0.0	0	0	0	0	0	0	0

McDONALD'S NFL RECORD

Club	G/S	Tackles			Sacks		Interceptions									
		Tkl	So	Ast	QB	Yds	No	Yds	Avg	LG	TD	PD	FF	FR	Yds	
2014 Indianapolis	12/0	0	0	0	0.0	0.0	0	0	0.0	0	0	0	0	0	0	0
2015 Indianapolis	1/0	1	0	1	0.0	0.0	0	0	0.0	0	0	0	0	0	0	0
New England	1/0	0	0	0	0.0	0.0	0	0	0.0	0	0	0	0	0	0	0
Oakland	1/0	0	0	0	0.0	0.0	0	0	0.0	0	0	0	0	0	0	0
2016 Seattle	9/0	0	0	0	0.0	0.0	0	0	0.0	0	0	0	0	0	0	0
NFL TOTALS	24/0	1	0	1	0.0	0.0	0	0	0.0	0	0	0	0	0	0	0

POSTSEASON

Club	G/S	Tackles			Sacks		Interceptions									
		Tkl	So	Ast	QB	Yds	No	Yds	Avg	LG	TD	PD	FF	FR	Yds	
2014 Indianapolis	3/0	0	0	0	0.0	0.0	0	0	0.0	0	0	0	0	0	0	0
NFL TOTALS	3/0	0	0	0	0.0	0.0	0	0	0.0	0	0	0	0	0	0	0

McDONALD'S SINGLE-GAME HIGHS

Tackles: 1 vs. New Orleans (10/25/15)
Sacks: None
Int.: None

FF: None
FR: None

ADDITIONAL STATS

Special Teams Tackles: 2014 (13), 2015 (0), 2016 (3); Career: 16.



19

TANNER McEVOY

WIDE RECEIVER

Height	6-6
Weight	230
College	Wisconsin
Seasons	Rookie
Born	January 26, 1993
Hometown	Hillsdale, N.J.



91

CASSIUS MARSH

DEFENSIVE END/LINEBACKER

Height	6-4
Weight	245
College	UCLA
Seasons	NFL 3rd, Seahawks 3rd
Born	July 7, 1992
Hometown	Simi Valley, Calif.

McEVOY'S 2016 SEASON

Mia (9/11): Saw first-career action. **at LA (9/18):** Inactive. **SF (9/25):** Saw action at WR but did not have a reception. **at NYJ (10/2):** Had first-career reception - a 42-yard TD. **at Ariz (10/23):** Created the Seahawks only score in regulation after blocking a punt with 4:44 remaining in the game. Was recovered at the Cardinals 27-yard line and led to a game-tying FG. **at NO (10/30):** Saw action at WR, but the former Wisconsin QB had a 43-yard double pass completion to C.J. Proise to the Saints' 2-yard line setting up a Christine Michael TD run on the next play.

2016	Opponent	No	Yds	Avg	LG	TD
9/11	Miami	0	0	0.0	0	0
9/18	at L.A.	Inactive				
9/25	San Francisco	0	0	0.0	0	0
10/2	at N.Y. Jets	1	42	42.0	42t	1
10/16	Atlanta	1	17	17.0	17	0
10/23	at Arizona	1	10	10.0	10	0
10/30	at New Orleans	0	0	0.0	0	0
11/7	Buffalo	0	0	0.0	0	0
11/13	at New England	Inactive				
11/20	Philadelphia	0	0	0.0	0	0
11/27	at Tampa Bay	0	0	0.0	0	0
TOTALS (8/0)		3	69	23.0	42t	1

Additional Stats: Special Teams - Blocked punt 1. **Passing** - (1/1 - 43 yards).

MARSH'S NFL RECORD

Club	G/S	Tackles			Sacks		Interceptions									
		Tkl	So	Ast	QB	Yds	No	Yds	Avg	LG	TD	PD	FF	FR	Yds	
2014 Seattle	5/0	5	1	4	0.0	0.0	0	0	0.0	0	0	0	0	0	0	0
2015 Seattle	16/0	18	12	6	0.0	0.0	0	0	0.0	0	0	0	0	0	0	0
2016 Seattle	11/1	11	9	2	2.0	22.0	0	0	0.0	0	0	0	1	0	0	0
NFL TOTALS	32/1	34	22	12	2.0	22.0	0	0	0.0	0	0	0	1	0	0	0

POSTSEASON

Club	G/S	Tackles			Sacks		Interceptions									
		Tkl	So	Ast	QB	Yds	No	Yds	Avg	LG	TD	PD	FF	FR	Yds	
2015 Seattle	2/0	1	0	1	0.0	0.0	0	0	0.0	0	0	0	0	0	0	0
NFL TOTALS	2/0	1	0	1	0.0	0.0	0	0	0.0	0	0	0	0	0	0	0

MARSH'S SINGLE-GAME HIGHS

Tackles: 4 vs. Denver (9/21/14) **FF:** 1 vs. Miami (9/11/16)
Sacks: 1, 2 Times, Last vs. Atlanta (10/16/16) **FR:** None
Int.: None

ADDITIONAL STATS

Special Teams Tackles: 2015 (10); 2016 (3, blocked kick) **Career:** (13, blocked kick).
Postseason: 2015 (1); **Career:** (1).

MARSH'S 2016 SEASON

Mia (9/11): Posted first-career sack and FF on the next to the last play of the game. Also posted three special teams tackles and blocked a 27-yard field goal in a 2-point Seahawks win. **Atl (10/16):** Posted second-career sack. **at Ariz (10/23):** Made first-career start at OLB and had one solo stop.

MARSH'S 2016 GAME-BY-GAME

Game	G/S	T	S	A	QB	Yds.	QH	Int.	Yds.	PD	FF	FR	Yds.
Miami (9/11)	1/0	1	1	0	1.0	9.0	1	0	0	0	1	0	0
at L.A. (9/18)	1/0	0	0	0	0.0	0.0	0	0	0	0	0	0	0
SF (9/25)	1/0	1	0	1	0.0	0.0	0	0	0	0	0	0	0
at NYJ (10/2)	1/0	1	1	0	0.0	0.0	1	0	0	0	0	0	0
Atl (10/16)	1/0	2	1	1	1.0	13.0	1	0	0	0	0	0	0
at Ariz (10/23)	1/1	1	1	0	0.0	0.0	0	0	0	0	0	0	0
at NO (10/30)	1/0	0	0	0	0.0	0.0	0	0	0	0	0	0	0
Buf (11/7)	1/0	0	0	0	0.0	0.0	0	0	0	0	0	0	0
at NE (11/13)	1/0	1	1	0	0.0	0.0	1	0	0	0	0	0	0
Phi (11/20)	1/0	1	1	0	0.0	0.0	1	0	0	0	0	0	0
at TB (11/27)	1/0	3	3	0	0.0	0.0	0	0	0	0	0	0	0
Totals	11/1	11	9	2	2.0	22.0	5	0	0	0	1	0	0



43

TERRENCE MAGEE

RUNNING BACK

Height	5-9
Weight	220
College	LSU
Seasons	NFL 2nd, Seahawks 1st
Born	March 16, 1993
Hometown	Covington, La.

NFL TRANSACTIONS:

05/08/15: Signed with Baltimore as undrafted FA
 09/05/15: Waived by Baltimore
 09/08/15: Signed as a FA by Baltimore
 09/22/15: Waived by Baltimore
 09/24/15: Signed to Baltimore PS
 10/17/15: Signed to Baltimore active roster
 10/26/15: Waived by Baltimore
 10/28/15: Signed to Baltimore PS
 11/28/15: Released from Baltimore PS
 12/02/15: Signed to Baltimore PS
 12/15/15: Signed to Baltimore active roster
 05/06/16: Waived by Baltimore
 06/07/16: Signed as a FA by Los Angeles
 09/03/16: Waived by Los Angeles
 09/04/16: Signed to Los Angeles PS
 09/08/16: Released from Los Angeles PS
 09/21/16: Signed to Seattle PS
 09/24/16: Signed to Seattle active roster

NFL CAREER HIGHLIGHTS:

- Saw action in four games with Baltimore in 2015 where he spent time on the active roster and on the practice squad for most of the season.

COLLEGE: Played in 40 games (one start) in four years with the Tigers, rushing for 1,330 yards and 12 touchdowns, netting 24 receptions for 271 yards. As a senior, was given the honor of wearing the coveted No. 18 jersey. The No. 18 tradition started with QB Matt

Mauck in 2003 when he led the Tigers to the National Title. Since then, the player who most represents what it means to be an LSU Tiger – on and off the field – is awarded the No. 18. In 2014, he saw action in 13 games (one start), finishing with 571 rushing yards and three touchdowns on 112 carries (5.1 avg.). Ranked second on the team with 626 rushing yards and eight touchdowns as a junior in 2013, seeing action in all 13 contests. Ran for 100-plus yards in three games, including a career-high 149 yards (including a career-long 65 yarder) against Texas A&M. Played in nine games (no rushing yards) as a sophomore in 2012. As a true freshman in 2011, saw action in five games, rushing seven times. Graduated from LSU with a degree in sports administration.

PERSONAL: Prepped at Franklinton (La.) High School, where as a QB, led team to a 14-1 record and the 2010 Louisiana 4A State Championship. Passed for 2,634 yards and 35 TDs and rushed for 1,370 yards and 19 touchdowns on 161 carries that season. Honored as the Louisiana 4A Most Outstanding Offensive Player of the Year and was named the 2010 Warrick Dunn Award honoree as WAFB's Sportsline Player of the Year. Also earned honorable mention 4A All-State accolades in baseball as a senior when he pitched and played centerfield.

MAGEE'S 2016 SEASON

Signed to the practice squad September 21. Signed to the 53-man roster September 24. Released September 28 after the team signed C.J. Spiller. **SF (9/25):** Saw action in first game for Seattle and carried three times for 12 yards.

2016 Weeks	Opponent	Rushing					Receiving					Total
		Att	Yds	Avg	LG	TD	Rec	Yds	Avg	LG	TD	
1-2	Not on roster											
09/25	San Francisco	3	12	4.0	5	0	0	0	0.0	0	0	12
TOTALS (1/0)		3	12	4.0	5	0	0	0	0.0	0	0	12

MAGEE'S NFL RECORD

	Club	G/S	Rushing					Receiving				
			Att	Yds	Avg	LG	TD	No	Yds	Avg	LG	TD
2015	Baltimore	4/0	2	5	2.5	4	0	1	2	2.0	2	0
2016	Seattle	1/0	3	12	4.0	5	0	0	0	0.0	0	0
NFL TOTALS		5/0	5	17	3.4	5	0	1	2	2.0	2	0

MAGEE'S SINGLE-GAME HIGHS

<p>Rushing Rush Attempts: 3 vs. San Francisco (9/25/16) Rush Yards: 12 vs. San Francisco (9/25/16) Longest Rush: 5, vs. San Francisco (9/25/16) Most Rush TDs: None</p>	<p>Receiving Most Rec.: 1 vs. Kansas City (12/20/15) Most Rec. Yards: 2 vs. Kansas City (12/20/15) Longest Reception: 2 vs. Kansas City (12/20/16) Most Rec. TDs: None</p>
--	---



32

CHRISTINE MICHAEL

RUNNING BACK

Height	5-10
Weight	221
College	Texas A&M
Seasons	NFL 4th, Seahawks 4th
Born	November 9, 1990
Hometown	Beaumont, Texas
Pronunciation	KRIS-tin

MICHAEL'S NFL RECORD

	Club	G/S	Rushing				Receiving						
			Att	Yds	Avg	LG	TD	No	Yds	Avg	LG	TD	
2013	Seattle	4/0	18	79	4.3	13	0	0	0	0.0	0	0	
2014	Seattle	10/0	34	175	5.1	45	0	1	12	12.0	12	0	
2015	Dallas	5/0	15	51	3.4	13	0	1	2	2.0	2	0	
	Seattle	3/2	39	192	4.9	45	0	2	14	7.0	11	0	
2016	Seattle	9/7	117	469	4.0	41t	6	20	96	4.8	13	1	
NFL TOTALS			31/9	223	966	4.3	45	6	24	124	5.2	13	1

POSTSEASON													
	Club	G/S	Rushing				Receiving						
			Att	Yds	Avg	LG	TD	No	Yds	Avg.	LG	TD	
2013	Seattle												
2014	Seattle	0/0	0	0	0.0	0	0	0	0	0.0	0	0	
2015	Seattle	2/1	21	70	3.3	13	0	1	14	14.0	14	0	
NFL TOTALS			2/1	21	70	3.3	13	0	1	14	14.0	14	0

MICHAEL'S SINGLE-GAME HIGHS

Rushing Rush Attempts: 20 vs. San Francisco (9/25/16) Rush Yards: 106 vs. San Francisco (9/25/16) Longest Rush: 45, 2 Times, Last at Arizona (1/3/16) Most Rush TDs: 2, 2 Times, Last vs. Atl (10/16/16)	Receiving Most Rec.: 5 at NY Jets (10/2/16) Most Rec. Yards: 32 at NY Jets (10/2/16) Longest Reception: 13 at L.A. (9/18/16) Most Rec. TDs: 1 at NY Jets (10/2/16)
---	---

MICHAEL'S 2016 SEASON

Was waived November 15 and claimed by the Green Bay Packers a day later. **at LA (9/18):** Led team in rushing with 60 yards on 10 carries. Also set career highs with three receptions, 26 yards and a long catch of 13 yards. **SF (9/25):** Scored first career TD on a 41-yard run on the game's third play from scrimmage. Also rushed for a career-best 106 yards on a career-high 20 carries. **at NYJ (10/2):** Had a career-best five receptions for a career-best 32 yards and posted first-career receiving TD on a 6-yard pass. **Atl (10/16):** Recorded two rushing TDs for the second time in three games.

2016	Opponent	-----Rushing-----					-----Receiving-----					Total
		Att	Yds	Avg	LG	TD	Rec	Yds	Avg	LG	TD	
09/11	Miami	15	66	4.4	16	0	2	5	2.5	5	0	71
09/18	at L.A.	10	60	6.0	16	0	3	26	8.7	13	0	86
09/25	San Francisco	20	106	5.3	41t	2	2	5	2.5	5	0	111
10/2	at N.Y. Jets	18	58	3.2	10	0	5	32	6.4	9	1	90
10/16	Atlanta	18	64	3.6	21	2	3	19	6.3	9	0	83
10/23	at Arizona	16	52	3.3	10	0	3	3	1.0	6	0	55
10/30	at New Orleans	10	40	4.0	10	1	1	2	2.0	2	0	42
11/7	Buffalo	5	1	0.2	3t	1	0	0	0.0	0	0	1
11/13	at New England	5	22	4.4	9	0	1	4	4.0	4	0	26
TOTALS (9/7)		117	469	4.0	41t	6	20	98	4.8	13	1	564

MICHAEL'S GAME-BY-GAME

2013	Opponent	-----Rushing-----					-----Receiving-----					Total
		Att	Yds	Avg	LG	TD	Rec	Yds	Avg	LG	TD	
9/8	at Carolina	Did Not Play										
9/15	San Francisco	Inactive										
9/22	Jacksonville	9	37	4.1	11	0	0	0	0.0	0	0	0
9/29	at Houston	Did Not Play										
10/6	at Indianapolis	Special Teams Only										
10/13	Tennessee	Did Not Play										
10/17	at Arizona	Did Not Play										
10/28	at St. Louis	Did Not Play										
11/3	Tampa Bay	Inactive										
11/10	at Atlanta	8	33	4.1	13	0	0	0	0.0	0	0	0
11/17	Minnesota	1	9	9.0	9	0	0	0	0.0	0	0	0
12/2	New Orleans	Inactive										
12/8	at San Francisco	Inactive										
12/15	at NY Giants	Inactive										
12/22	Arizona	Did Not Play										
12/29	St. Louis	Inactive										
TOTALS (4/0)		18	79	4.4	13	0	0	0	0.0	0	0	0
1/11	New Orleans	Inactive										
1/19	San Francisco	Inactive										
2/2	Denver	Inactive										
PLAYOFFS (0/0)		0	0	0.0	0	0	0	0	0.0	0	0	0

2014	Opponent	-----Rushing-----					-----Receiving-----					Total
		Att	Yds	Avg	LG	TD	Rec	Yds	Avg	LG	TD	
Games 1-3		Inactive (hamstring)										
Games 4-5		Inactive										
10/19	at St. Louis	2	5	2.5	3	0	0	0	0.0	0	0	5
10/26	at Carolina	4	12	3.0	6	0	0	0	0.0	0	0	12
11/02	Oakland	4	16	4.0	8	0	0	0	0.0	0	0	16
11/09	NY Giants	4	71	17.8	45	0	0	0	0.0	0	0	71
11/16	at Kansas City	1	-2	-2.0	-2	0	0	0	0.0	0	0	-2
11/23	Arizona	Did Not Play										
11/27	at San Francisco	3	10	3.3	8	0	1	12	12.0	12	0	22
12/07	at Philadelphia	6	32	5.3	11	0	0	0	0.0	0	0	32
12/14	San Francisco	1	1	1.0	1	0	0	0	0.0	0	0	1
12/21	at Arizona	8	28	3.5	15	0	0	0	0.0	0	0	28
12/28	St. Louis	1	2	2.0	2	0	0	0	0.0	0	0	2
TOTALS (10/0)		34	175	5.1	45	0	1	12	12.0	12	0	187
1/10	Carolina	Did Not Play										
1/18	Green Bay	Did Not Play										
2/1	New England	Did Not Play										
PLAYOFFS (0/0)		0	0	0.0	0	0	0	0	0.0	0	0	0

2015	Opponent	-----Rushing-----					-----Receiving-----					Total
		Att	Yds	Avg	LG	TD	Rec	Yds	Avg	LG	TD	
<i>With Dallas</i>												
10/4	at New Orleans	1	-1	-1.0	-1	0	0	0	0.0	0	0	-1
10/11	New England	1	6	6.0	6	0	0	0	0.0	0	0	6
10/25	at N.Y. Giants	5	18	3.6	13	0	1	2	2.0	2	0	20
11/1	Seattle	5	20	4.0	9	0	0	0	0.0	0	0	20
11/15	at Tampa Bay	3	8	2.7	4	0	0	0	0.0	0	0	8
<i>With Seattle</i>												
12/20	Cleveland	16	84	5.3	10	0	0	0	0.0	0	0	84
12/27	St. Louis	6	6	1.0	5	0	2	14	7.0	11	0	20
1/3	at Arizona	17	102	6.0	45	0	0	0	0.0	0	0	102
TOTALS (8/2)		54	243	4.5	45	0	3	16	5.3	11	0	259
1/10	at Minnesota	21	70	3.3	13	0	1	14	14.0	14	0	84
1/17	at Carolina	0	0	0.0	0	0	0	0	0.0	0	0	0
PLAYOFF TOTALS (2/1)		21	70	3.3	13	0	1	14	14.0	14	0	84



97

DAMONTRE MOORE

DEFENSIVE END

Height 6-4
 Weight 260
 College Texas A&M
 Seasons NFL 4th, Seahawks 1st
 Born September 11, 1992
 Hometown Garland, Texas

NFL TRANSACTIONS:

04/25/13: Drafted by NY Giants (3rd round, 81st)
 12/11/15: Waived by NY Giants
 12/15/15: Claimed off waivers by Miami
 05/02/16: Waived by Miami
 05/09/16: Signed as FA by Oakland
 08/05/16: Waived by Oakland
 11/01/16: Signed as FA by Seattle

NFL CAREER HIGHLIGHTS:

- Career totals entering 2016 include 45 games played 50 tackles (36 solo), 9.5 sacks, one forced fumble, one fumble recovery and five passes defended.
- Made mark on special teams, totaling 16 special teams tackles and two blocked punts over his first three seasons.
- Has posted two career multi-sack games, both with NY Giants.
- Racked up a career-high 24 tackles and 5.5 sacks for the Giants in 2014.

COLLEGE: Played in 38 games with 23 starts in three seasons at Texas A&M. Had 13 starts at defensive end and 10 at right outside linebacker. Career totals include 197 tackles (116 solo). His 26.5 sacks rank sixth in school history. Also had 45 stops for losses of 205 yards. Registered 13 quarterback pressures, blocked two kicks, gained eight yards on an INT return,

recovered a fumble and posted three passes defended. Also forced eight fumbles. In 2012, started all 13 games and was a consensus first-team All-American selection (Walter Camp, American Football Coaches Association, ESPN.com, Max Emfinger CFB, Football Writers Association). Finalist for the Ted Hendricks Defensive End Award and a semi-finalist for the Lombardi and Chuck Bednarik Awards. Also named first-team All-SEC and was a two-time conference Defensive Lineman of the Week choice. Credited with 85 tackles (57). His 12.5 sacks for minus 70 yards placed him third in the league and ninth in the nation. In 2011, played in 12 games with 10 starts. Finished fourth on the team with 72 tackles (41) and second in the league with 8.5 sacks. In 2010, played in 13 games and posted 40 tackles (18), including 5.5 sacks for minus 38 yards. Also contributed an INT and a team-high three forced fumbles. Majored in communications.

PERSONAL: Attended Rowlett (Texas) High School and earned All-State honorable mention from the Associated Press and was a first-team All-Area honoree by The Dallas Morning News after recording 66 tackles and six sacks as a senior. Earned All-America honors from Max Emfinger and was a Super Prep Southwest Team pick that year. Collected 41 tackles as a junior.

MOORE'S NFL RECORD

Club	G/S	Tackles			Sacks		Interceptions								
		Tkl	So	Ast	QB	Yds	No	Yds	Avg	LG	TD	PD	FF	FR	Yds
2013 NY Giants	15/0	5	3	2	0.0	0.0	0	0	0.0	0	0	1	1	0	0
2014 NY Giants	16/0	24	18	6	5.5	35.0	0	0	0.0	0	0	3	0	0	0
2015 NY Giants	11/0	17	12	5	3.0	16.0	0	0	0.0	0	0	0	1	1	0
Miami	3/0	4	3	1	1.0	8.0	0	0	0.0	0	0	1	0	0	0
2016 Seattle	3/0	5	2	3	0.5	3.5	0	0	0.0	0	0	0	0	0	0
NFL TOTALS	48/0	55	38	17	10.0	62.5	0	0	0.0	0	0	5	2	1	0

MOORE'S SINGLE-GAME HIGHS

Tackles: 5, 3 Times, Last vs. NY Jets (12/6/15) **FF:** 1, 2 Times, Last vs. San Francisco (10/11/15)
Sacks: 2.0, 2 Times, Last vs. San Francisco (10/11/15) **FR:** 1, at Philadelphia (10/19/15)
INT: None

ADDITIONAL STATS

Special Teams Tackles: 2013 (8), 2014 (8); **Career:** (16).
Punt Blocks: 2013 (1), 2014 (1); **Career:** (2).

MOORE'S 2016 SEASON

Signed with Seattle November 1. **Buf (11/7):** Saw action in first game of the season and registered three tackles (2 solo), including two for loss. **at NE (11/13):** Partnered with Jarran Reed for a sack, first of the season. **at TB (11/27):** Inactive (foot).

MOORE'S 2016 GAME-BY-GAME

Game	G/S	T	S	A	QB	Yds.	QH	Int.	Yds.	PD	FF	FR	Yds.
Buf (11/7)	1/0	3	2	1	0.0	0.0	0	0	0	0	0	0	0
at NE (11/13)	1/0	1	0	1	0.5	3.5	1	0	0	0	0	0	0
Phi (11/20)	1/0	1	0	1	0.0	0.0	0	0	0	0	0	0	0
at TB (11/27)						Inactive (foot)							
Totals	3/0	5	2	3	0.5	3.5	1	0	0	0	0	0	0



57

MIKE MORGAN

LINEBACKER

Height	6-3
Weight	235
College	Southern California
Seasons	NFL 6th, Seahawks 6th
Born	January 16, 1988
Hometown	Dallas, Texas



70

REES ODHIAMBO

GUARD

Height	6-4
Weight	315
College	Boise State
NFL Seasons	Rookie
Born	September 23, 1992
Hometown	Mansfield, Texas
Pronunciation	oh-dee-OHM-boh

MORGAN'S NFL RECORD

Club	G/S	Tackles				Sacks		Interceptions								
		Tkl	So	Ast	QB	Yds	No	Yds	Avg	LG	TD	PD	FF	FR	Yds	
2011 Seattle	5/0	0	0	0	0.0	0.0	0	0	0.0	0	0	0	0	0	0	0
2012 Seattle	16/1	12	6	6	0.0	0.0	0	0	0.0	0	0	0	0	0	0	
2013 Seattle	16/0	5	3	2	0.0	0.0	0	0	0.0	0	0	0	0	0	0	
2014 Seattle	16/0	4	4	0	0.0	0.0	0	0	0.0	0	0	0	0	0	0	
2015 Seattle	14/2	11	7	4	1.0	4.0	0	0	0.0	0	0	0	0	0	0	
2016 Seattle	4/1	2	1	1	0.0	0.0	0	0	0.0	0	0	0	0	0	0	
NFL TOTALS	71/4	34	21	13	1.0	4.0	0	0	0.0	0	0	0	0	0	0	

POSTSEASON															
Club	G/S	Tackles				Sacks		Interceptions							
		Tkl	So	Ast	QB	Yds	No	Yds	Avg	LG	TD	PD	FF	FR	Yds
2012 Seattle	2/0	0	0	0	0.0	0.0	0	0	0.0	0	0	0	0	0	0
2013 Seattle	3/0	0	0	0	0.0	0.0	0	0	0.0	0	0	0	0	0	0
2014 Seattle	3/0	0	0	0	0.0	0.0	0	0	0.0	0	0	0	0	0	0
2015 Seattle	2/0	0	0	0	0.0	0.0	0	0	0.0	0	0	0	0	0	0
NFL TOTALS	10/0	0	0	0	0.0	0.0	0	0	0.0	0	0	0	0	0	0

ODHIAMBO'S NFL RECORD

Year	Team	GP/GS	Postseason
2016	Seattle	3/0	
NFL TOTALS		3/0	

ODHIAMBO'S 2016 SEASON

Mia (9/11): Inactive. **at LA (9/18):** Saw first-career action on special teams. **SF (9/25):** Inactive. **at NYJ (10/2):** Inactive. **Atl (10/16):** Inactive. **at Ariz (10/23):** Inactive. **at NO (10/30):** Did not play. **Buf (11/7):** Inactive. **at NE (11/13):** Inactive. **Phi (11/20):** Saw first action of career at left tackle in place of George Fant (shoulder). Fant later returned to the game. **at TB (11/27):** Saw action on special teams.

MORGAN'S SINGLE-GAME HIGHS

Tackles: 6 vs. N.Y. Jets (11/11/12) **FF:** None
Sacks: 1.0 vs. Carolina (10/18/15) **FR:** None
Int.: None

ADDITIONAL STATS

Special Teams Tackles: 2012 (7); 2013 (6), 2015 (6), 2016 (2); **Career:** (21).
Postseason Special Teams Tackles: 2012 (1), 2015 (1); **Career:** (2).

MORGAN'S 2016 SEASON

Placed on injured reserve (core) October 3. **Mia (9/11):** Didn't start when team opened in nickel. **at LA (9/18):** Started at OLB.

MORGAN'S 2016 GAME-BY-GAME

Game	G/S	T	S	A	QB	Yds.	QH	Int.	Yds.	PD	FF	FR	Yds.
Miami (9/11)	1/0	0	0	0	0.0	0.0	0	0	0	0	0	0	0
at L.A. (9/18)	1/1	1	1	0	0.0	0.0	0	0	0	0	0	0	0
SF (9/25)	1/0	1	0	1	0.0	0.0	0	0	0	0	0	0	0
at NYJ (10/2)	1/0	0	0	0	0.0	0.0	0	0	0	0	0	0	0
Games 5-9		Injured Reserve (Core)											
Totals	4/1	2	1	1	0.0	0.0	0	0	0	0	0	0	0




58

KEVIN PIERRE-LOUIS

LINEBACKER

Height	6-0
Weight	230
College	Boston College
Seasons	NFL 3rd, Seahawks 3rd
Born	October 7, 1991
Hometown	Norwalk, Conn.



43

TROYMAINE POPE

RUNNING BACK

Height	5-8
Weight	205
College	Jacksonville St.
NFL Seasons	Rookie
Born	November 29, 1993
Hometown	Anniston, Ala.

PIERRE-LOUIS' NFL RECORD

Club	G/S	Tackles			Sacks		Interceptions					FF	FR	Yds	
		Tkl	So	Ast	QB	Yds	No	Yds	Avg	LG	TD				PD
2014 Seattle	7/0	10	7	3	0.0	0.0	0	0	0.0	0	0	0	0	0	0
2015 Seattle	14/1	12	3	9	0.0	0.0	0	0	0.0	0	0	1	0	0	0
2016 Seattle	8/0	5	3	2	0.0	0.0	0	0	0.0	0	0	0	0	0	0
NFL TOTALS	29/1	27	13	14	0.0	0.0	0	0	0.0	0	0	1	0	0	0

Club	G/S	Tackles			Sacks		Interceptions					FF	FR	Yds	
		Tkl	So	Ast	QB	Yds	No	Yds	Avg	LG	TD				PD
2015 Seattle	1/0	0	0	0	0.0	0.0	0	0	0.0	0	0	0	0	0	0
NFL TOTALS	1/0	0	0	0	0.0	0.0	0	0	0.0	0	0	0	0	0	0

PIERRE-LOUIS' SINGLE-GAME HIGHS

Tackles: 11 vs. Carolina (10/18/15) **FF:** None
Sacks: None **FR:** None
Int.: None

ADDITIONAL STATS

Special Teams Tackles: 2015 (6), 2016 (4); **Career:** (10).
Postseason Special Teams Tackles: 2015 (1); **Career:** (1).

PIERRE-LOUIS' 2016 SEASON

Mia (9/11): Saw limited action at LB when KJ Wright exited the game. Had one special teams tackle. **Atl (10/16):** Didn't start, but took over the role at OLB in place of Mike Morgan (IR). **at Ariz (10/23):** Inactive (ankle). **at NO (10/30):** Inactive (ankle). **Buf (11/7):** Returned from ankle injury and had a special teams tackle. **at NE (11/13):** Saw action on special teams, but left with an injured hamstring. **Phi (11/20):** Inactive (hamstring).


PIERRE-LOUIS' 2016 GAME-BY-GAME

Game	G/S	T	S	A	QB	Yds.	QH	Int.	Yds.	PD	FF	FR	Yds.
Miami (9/11)	1/0	0	0	0	0.0	0.0	0	0	0	0	0	0	0
Games 2-4	3/0	Special Teams Only											
Atl (10/16)	1/0	2	0	2	0.0	0.0	0	0	0	0	0	0	0
at Ariz (10/23)		Inactive (ankle)											
at NO (10/30)		Inactive (ankle)											
Buf (11/7)	1/0	Special Teams Only											
at NE (11/13)	1/0	Special Teams Only											
Phi (11/20)		Inactive (hamstring)											
atTB (11/27)	1/0	3	3	0	0.0	0.0	0	0	0	0	0	0	0
Totals	8/0	5	3	2	0.0	0.0	0	0	0	0	0	0	0

POPE'S 2016 SEASON

Signed as an undrafted FA by Seattle on August 6. Waived by Seattle on September 3. Claimed by the N.Y. Jets September 4. Waived by the N.Y. Jets November 1. Signed to Seattle's practice squad November 4. Signed to Seattle's active roster November 16. **Phi (11/20):** Saw first action with Seattle and carried twice for three yards before injuring ankle and not returning. **at TB (11/27):** Inactive (ankle).

2016 Opponent	-----Rushing-----					-----Receiving-----					Total
	Att	Yds	Avg	LG	TD	Rec	Yds	Avg	LG	TD	
With N.Y. Jets											
Games 1-3	Inactive										
10/2 Seattle	Did Not Play										
10/9 at Pittsburgh	Did Not Play										
10/17 at Arizona	Did Not Play										
10/23 Baltimore	1	1	1.0	1	0	0	0	0.0	0	0	1
With Seattle											
11/7 Buffalo	Practice Squad										
11/13 at New England	Practice Squad										
11/20 Philadelphia	2	3	1.5	2	0	0	0	0.0	0	0	2
11/27 at Tampa Bay	Inactive (ankle)										
SEATTLE TOTALS (1/0)	2	3	1.5	2	0	0	0	0.0	0	0	2
NFL TOTALS (2/0)	3	4	1.3	2	0	0	0	0.0	0	0	3



40

TYVIS POWELL

SAFETY

Height	6-3
Weight	211
College	Ohio State
Seasons	Rookie
Born	February 16, 1994
Hometown	Bedford, Ohio


POWELL'S 2016 SEASON

Mia (9/11): Saw action in first-career game on special teams and had a tackle. **at LA (9/18):** Saw action on special teams and had a tackle. **SF (9/25):** Inactive. **at NYJ (10/2):** Inactive. **Atl (10/16):** Saw action on special teams. **at Ariz (10/23):** Saw action on special teams. **at NO (10/30):** Saw action on special teams. **at NE (11/13):** Inactive. **Phi (11/20):** Inactive.

POWELL'S 2016 GAME-BY-GAME

Game	G/S	T	S	A	QB	Yds.	QH	Int.	Yds.	PD	FF	FR	Yds.
Games 1-2	2/0												
Games 3-4													
Atl (10/16)	1/0												
at Ariz (10/23)	1/0												
at NO (10/30)	1/0												
Buf (11/7)	1/0												
at NE (11/13)													
Phi (11/20)													
at TB (11/27)	1/0												
Totals	7/0	0	0	0	0.0	0.0	0	0	0	0	0	0	0

Additional Stats: Special Teams Tackles (2).



22

C.J. PROISE

RUNNING BACK

Height	6-1
Weight	220
College	Notre Dame
NFL Seasons	Rookie
Born	May 20, 1994
Hometown	Petersburg, Va.
Pronunciation	PRO-sise

PROISE'S 2016 SEASON

Mia (9/11): Saw action in first-career game. Did not finish the game with an injured wrist. **at LA (9/18):** Inactive (wrist). **SF (9/25):** Inactive (wrist). **at NYJ (10/2):** Inactive (wrist). **Atl (10/16):** Inactive (wrist). **at NO (10/30):** Saw most action of the season and led team with 80 receiving yards. **at NE (11/13):** Made first-career start and became first Seahawks player to lead the team in both rushing (66) and receiving yards (87) since Marshawn Lynch in 2014. **Phi (11/20):** Led team with 76 rushing yards on four carries, including 72-yard TD run, before leaving the game with an injured shoulder. **at TB (11/27):** Inactive (shoulder).

2016	Opponent	-----Rushing-----					-----Receiving-----					Total
		Att	Yds	Avg	LG	TD	Rec	Yds	Avg	LG	TD	
09/11	Miami	1	-2	-2.0	-2	0	1	13	13.0	13	0	11
Games 2-5												
10/23	at Arizona	1	0	0.0	0	0	2	17	8.5	9	0	17
10/30	at New Orleans	4	23	5.8	8	0	4	80	20.0	43	0	103
11/7	Buffalo	3	9	3.0	4	0	1	6	6.0	6	0	15
11/13	at New England	17	66	3.9	10	0	7	87	12.4	38	0	153
11/20	Philadelphia	4	76	19.0	72t	1	2	5	2.5	5	0	81
11/27	at Tampa Bay											
TOTALS (6/2)		30	172	5.7	72t	1	17	208	12.2	43	0	380



34

THOMAS RAWLS

RUNNING BACK

Height 5-9
Weight 215
College Central Michigan
Seasons NFL 2nd, Seahawks 2nd
Born August 8, 1993
Hometown Flint, Mich.

RAWLS' NFL RECORD

Club	Team	G/S	Rushing					Receiving				
			Att	Yds	Avg	LG	TD	No	Yds	Avg	LG	TD
2015	Seattle	13/7	147	830	5.6	69t	4	9	76	8.4	31t	1
2016	Seattle	4/2	45	120	2.7	18	0	9	72	8.0	20t	0
NFL TOTALS		17/9	192	950	4.9	69t	4	18	148	8.2	31t	1

RAWLS' SINGLE-GAME HIGHS

Rushing
Rush Attempts: 30 vs. San Francisco (11/22/15)
Rush Yards: 209 vs. San Francisco (11/22/15)
Longest Rush: 69t at Cincinnati (10/11/15)
Most Rush TDs: 1, 4 Times, Last at Min (12/6/15)

Receiving
Most Rec.: 3, 3 Times, Last at L.A. (9/18/16)
Most Rec. Yards: 46 vs. San Francisco (11/22/15)
Longest Reception: 31t vs. San Francisco (11/22/15)
Most Rec. TDs: 1 vs. San Francisco (11/22/15)

RAWLS' 2016 SEASON

Mia (9/11): Saw action in first game since injuring his ankle in 2015. **at LA (9/18):** Started but did not play in the second half after injuring his fibula. **SF (9/25):** Inactive (fibula). **Phi (11/20):** Returned to action and totaled 88 yards from scrimmage.

2016	Opponent	Rushing					Receiving					Total
		Att	Yds	Avg	LG	TD	Rec	Yds	Avg	LG	TD	
9/11	Miami	12	32	2.7	8	0	3	26	8.7	11	0	58
9/18	at L.A.	7	-7	-1.0	-11	0	3	15	5.0	11	0	8
Games 3-9		Inactive (fibula)										
11/20	Philadelphia	14	57	4.1	18	0	3	31	10.3	20	0	88
11/27	at Tampa Bay	12	38	3.2	8	0	0	0	0.0	0	0	38
TOTALS (4/2)		45	120	2.7	18	0	9	72	8.0	20	0	154

RAWLS' GAME-BY-GAME

2015	Opponent	Rushing					Receiving					Total
		Att	Yds	Avg	LG	TD	Rec	Yds	Avg	LG	TD	
9/13	at St. Louis	2	5	2.5	4	0	0	0	0.0	0	0	5
9/20	at Green Bay	0	0	0.0	0	0	0	0	0.0	0	0	0
9/27	Chicago	16	104	6.5	21	0	0	0	0.0	0	0	104
10/5	Detroit	17	48	2.8	10	0	1	-1	-1.0	-1	0	47
10/11	at Cincinnati	23	169	7.3	69t	1	0	0	0.0	0	0	169
10/18	Carolina	1	8	8.0	8	0	0	0	0.0	0	0	8
10/22	at San Francisco	6	32	5.3	17	0	2	9	4.5	5	0	41
11/1	at Dallas	4	10	2.5	7	0	0	0	0.0	0	0	10
11/15	Arizona	2	19	9.5	13	0	0	0	0.0	0	0	19
11/22	San Francisco	30	209	7.0	30	1	3	46	15.3	31t	1	255
11/29	Pittsburgh	21	81	3.9	17	1	0	0	0.0	0	0	81
12/6	at Minnesota	19	101	5.3	20	1	3	22	7.3	9	0	123
12/13	at Baltimore	6	44	7.3	16	0	0	0	0.0	0	0	44
TOTALS (13/7)		147	830	5.6	69t	4	9	76	8.4	31t	1	906



90

JARRAN REED

DEFENSIVE TACKLE

Height	6-3
Weight	311
College	Alabama
NFL Seasons	Rookie
Born	December 16, 1992
Hometown	Goldsboro, N.C.
Pronunciation	JARE-inn

REED'S 2016 SEASON

Mia (9/11): Started first-career game and had two tackles and two passes defended. **SF (9/25):** Had three assisted tackles. **at NYJ (10/2):** Inactive (hip). **Atl (10/16):** Returned to action and totaled three tackles (1 solo), including first-career sack and two QB hits. **at NE (11/13):** Totaled a season-best five tackles and shared a sack with Damontre Moore.

REED'S 2016 GAME-BY-GAME

Game	G/S	T	S	A	QB	Yds.	QH	Int.	Yds.	PD	FF	FR	Yds.
Miami (9/11)	1/1	2	0	2	0.0	0.0	0	0	0	2	0	0	0
at L.A. (9/18)	1/1	2	1	1	0.0	0.0	0	0	0	0	0	0	0
SF (9/25)	1/1	3	0	3	0.0	0.0	0	0	0	0	0	0	0
at NYJ (10/2)		Inactive (hip)											
Atl (10/16)	1/0	3	1	2	1.0	0.0	2	0	0	0	0	0	0
at Ariz (10/23)	1/0	1	1	0	0.0	0.0	0	0	0	0	0	0	0
at NO (10/30)	1/0	3	1	2	0.0	0.0	0	0	0	0	0	0	0
Buf (11/7)	1/0	2	1	1	0.0	0.0	0	0	0	0	0	0	0
at NE (11/13)	1/0	5	1	4	0.5	3.5	1	0	0	0	0	0	0
Phi (11/20)	1/0	2	1	1	0.0	0.0	1	0	0	1	0	0	0
at TB (11/27)	1/0	2	1	1	0.0	0.0	0	0	0	0	0	0	0
Totals	10/3	25	8	17	1.5	3.5	4	0	0	3	0	0	0



10

PAUL RICHARDSON

WIDE RECEIVER

Height 6-0
 Weight 183
 College Colorado
 Seasons NFL 3rd, Seahawks 3rd
 Born April 13, 1992
 Hometown Los Angeles, Calif.

RICHARDSON'S NFL RECORD

Year	Club	G/S	No	Yds	Avg	LG	TD
2014	Seattle	15/6	29	271	9.3	32	1
2015	Seattle	1/0	1	40	40.0	40	0
2016	Seattle	11/0	13	206	15.8	39	0
NFL TOTALS		27/6	43	517	12.0	40	1

POSTSEASON							
Year	Club	G/S	No	Yds	Avg	LG	TD
2014	Seattle	1/0	1	21	21.0	21	0
NFL TOTALS		1/0	1	21	21.0	21	0

RICHARDSON'S SINGLE-GAME HIGHS

Most Receptions: 5, 2 Times, Last vs. St. Louis (12/28/14) **Most Yards:** 60 vs. St. Louis (12/28/14)
Most TDs: 1 vs. San Francisco (12/14/14) **Longest Reception:** 40 vs. SF (11/22/15)

ADDITIONAL STATS

Special Teams Tackles: 2016 (2); Career: (2).

RICHARDSON'S 2016 SEASON

2016	Opponent	No	Yds	Avg	LG	TD
9/11	Miami	1	11	11.0	11	0
9/18	at L.A.	3	35	11.7	14	0
9/25	San Francisco	0	0	0.0	0	0
10/2	at N.Y. Jets	1	27	27.0	27	0
10/16	Atlanta	0	0	0.0	0	0
10/23	at Arizona	1	10	10.0	10	0
10/30	at New Orleans	2	33	16.5	23	0
11/7	Buffalo	1	15	17.0	15	0
11/13	at New England	2	52	26.0	39	0
11/20	Philadelphia	1	6	6.0	6	0
11/27	at Tampa Bay	1	17	17.0	17	0
TOTALS (11/0)		13	206	15.8	39	0

RICHARDSON'S GAME-BY-GAME RECEIVING

2014	Opponent	No	Yds	Avg	LG	TD	2015	Opponent	No	Yds	Avg	LG	TD
09/04	Green Bay	0	0	0.0	0	0	Games 1-8	PUP (Knee)					
09/14	at San Diego	0	0	0.0	0	0	11/15	Arizona	1	40	40.0	40	0
09/21	Denver	1	7	7.0	7	0	11/22	San Francisco	Inactive (Hamstring)				
10/06	at Washington	0	0	0.0	0	0	11/29	Pittsburgh	Inactive (Hamstring)				
10/12	Dallas	Inactive					TOTALS (1/0)						
10/19	at St. Louis	4	33	8.3	11	0	1	40	40.0	40	0	0	
10/26	at Carolina	2	20	10.0	11	0							
11/02	Oakland	3	12	4.0	10	0							
11/09	NY Giants	0	0	0.0	0	0							
11/16	at Kansas City	3	24	8.0	10	0							
11/23	Arizona	0	0	0.0	0	0							
11/27	at San Francisco	1	6	6.0	6	0							
12/07	at Philadelphia	2	27	13.5	20	0							
12/14	San Francisco	3	30	10.0	11	1							
12/21	at Arizona	5	52	10.4	22	0							
12/28	St. Louis	5	60	12.0	32	0							
TOTALS (15/6)		29	271	9.3	32	1							
1/10	Carolina	1	21	21.0	21	0							
PLAYOFFS (1/0)		1	21	21.0	21	0							



77

AHTYBA RUBIN

DEFENSIVE TACKLE

Height 6-2
 Weight 310
 College Iowa State
 Seasons NFL 9th, Seahawks 2nd
 Born July 25, 1986
 Hometown Pensacola, Fla.
 Pronunciation ah-TAH-buh

RUBIN'S NFL RECORD

Club	G/S	Tackles			Sacks		Interceptions					FF	FR	Yds	
		Tkl	So	Ast	QB	Yds	No	Yds	Avg	LG	TD				PD
2008 Cleveland	12/0	11	7	4	0.0	0.0	0	0	0.0	0	0	0	0	1	0
2009 Cleveland	16/5	38	23	15	0.0	0.0	0	0	0.0	0	0	0	1	0	0
2010 Cleveland	16/16	82	57	25	2.0	17.0	1	1	1.0	1	0	2	0	0	0
2011 Cleveland	16/16	83	56	27	5.0	36.5	0	0	0.0	0	0	0	0	0	0
2012 Cleveland	13/13	44	30	14	2.0	13.0	0	0	0.0	0	0	2	2	0	0
2013 Cleveland	14/14	52	25	27	2.0	9.0	0	0	0.0	0	0	0	0	0	0
2014 Cleveland	13/11	28	14	14	1.0	6.0	0	0	0.0	0	0	1	0	0	0
2015 Seattle	16/16	36	20	16	2.0	9.0	1	2	2.0	2	0	1	0	0	0
2016 Seattle	11/11	25	14	11	0.0	0.0	0	0	0.0	0	0	1	2	0	0
NFL TOTALS	127/102	399	246	153	14.0	90.5	2	3	1.5	2	0	7	5	1	0

POSTSEASON															
Club	G/S	Tackles			Sacks		Interceptions					FF	FR	Yds	
		Tkl	So	Ast	QB	Yds	No	Yds	Avg	LG	TD				PD
2015 Seattle	2/2	10	5	5	1.0	9.0	0	0	0.0	0	0	0	0	1	0
NFL TOTALS	2/2	10	5	5	1.0	9.0	0	0	0.0	0	0	0	0	1	0

RUBIN'S SINGLE-GAME HIGHS


Tackles: 10 at Cincinnati (12/19/10) **FF:** 1, 5 Times, Last at Tampa Bay (11/27/16)
Sacks: 1.5 vs. Miami (9/25/11) **FR:** 1 at Buffalo (11/17/08)
Int.: 1, 2 Times, Last vs. Pittsburgh (11/29/15)

RUBIN'S 2016 SEASON

at NE (11/13): Started 100th-career game of career.

RUBIN'S 2016 GAME-BY-GAME

Game	G/S	T	S	A	QB	Yds.	QH	Int.	Yds.	PD	FF	FR	Yds.
Miami (9/11)	1/1	0	0	0	0.0	0.0	0	0	0	0	1	0	0
at L.A. (9/18)	1/1	2	2	0	0.0	0.0	0	0	0	0	0	0	0
SF (9/25)	1/1	5	1	4	0.0	0.0	0	0	0	0	0	0	0
at NYJ (10/2)	1/1	2	0	2	0.0	0.0	0	0	0	0	0	0	0
Atl (10/16)	1/1	1	0	1	0.0	0.0	0	0	0	0	0	0	0
at Ariz (10/23)	1/1	6	6	0	0.0	0.0	0	0	0	0	0	0	0
at NO (10/30)	1/1	5	3	2	0.0	0.0	0	0	0	0	0	0	0
Buf (11/7)	1/1	1	1	0	0.0	0.0	0	0	0	0	0	0	0
at NE (11/13)	1/1	1	0	1	0.0	0.0	0	0	0	1	0	0	0
Phi (11/20)	1/1	0	0	0	0.0	0.0	0	0	0	0	0	0	0
at TB (11/27)	1/1	2	1	1	0.0	0.0	0	0	0	0	1	0	0
Totals	11/11	25	14	11	0.0	0.0	0	0	0	1	2	0	0



9

JON RYAN

PUNTER

Height 6-0
Weight 217
College Regina
Seasons NFL 11th, Seahawks 9th
Born November 26, 1981
Hometown Regina, Saskatchewan

RYAN'S NFL RECORD

Club	G/S	No	Yds	Avg	Net Avg	LG	I20	TB	Blk
2006 Green Bay	16/0	84	3,739	44.5	35.7	66	17	12	0
2007 Green Bay	16/0	60	2,664	44.4	37.6	72	18	11	2
2008 Seattle	15/0	78	3,557	45.6	37.9	63	22	12	1
2009 Seattle	16/0	88	4,068	46.2	38.7	70	28	9	0
2010 Seattle	16/0	78	3,254	41.7	37.3	63	27	1	0
2011 Seattle	16/0	95	4,431	46.6*	39.3	77*	34	8	0
2012 Seattle	16/0	65	2,963	45.6	40.8*	73	30	3	0
2013 Seattle	16/0	74	3,159	42.7	39.2	69	28	5	2
2014 Seattle	16/0	61	2,688	44.1	38.3	66	28	6	1
2015 Seattle	16/0	68	3,105	45.7	37.9	73	24	7	0
2016 Seattle	11/0	55	2,513	45.7	40.3	62	20	3	1
NFL TOTALS	170/0	806	36,140	44.8	38.3	77	276	77	7

POSTSEASON									
Club	G/S	No	Yds	Avg	Net Avg	LG	I20	TB	Blk
2007 Green Bay	2/0	9	298	33.1	28.2	43	3	1	0
2010 Seattle	2/0	13	470	36.2	33.0	52	4	0	0
2012 Seattle	2/0	6	214	35.7	30.3	50	2	1	0
2013 Seattle	3/0	9	356	39.6	28.9	46	2	0	0
2014 Seattle	3/0	15	635	42.3	36.2	61	6	0	0
2015 Seattle	2/0	8	286	35.8	34.9	42	4	0	0
NFL TOTALS	14/0	60	2,259	37.7	30.9	61	21	2	0

* Club Record

RYAN'S SINGLE-GAME HIGHS

Punts: 11 vs. Philadelphia (11/2/08) **Longest:** 77* at San Francisco (9/11/11)
Avg. (3 min.): 61.0 at Dallas (11/6/11) **Inside 20:** 6,3, Times, Last at Miami (11/25/12)
Net (3 min.): 58.3 at Dallas (11/6/11)

ADDITIONAL STATS

Special Teams Tackles: 2006 (1), 2007 (FR), 2009 (3), 2011 (3), 2015 (2); **Career:** (9, FR). **Passing:** 2007: 1-1 for 18 yards; 2009: 1-1 for 42 yards; 2016: 0-1 for 0 yards; **Career:** 2-3 for 60 yards.
Rushing: 2006: One for -11, 2007: Two for 7, 2009: One for 0, 2010: One for -9; 2014: Two for 5 (fake FG and fumble punt snap); **Career:** Seven for -8 yards.
Postseason Special Teams Passing: 2014 (1-1, 19-yard TD on Fake FG). **Rushing:** 2015 (One for 4 yards following a low snap).

RYAN'S 2016 SEASON

at NYJ (10/2): Earned NFC Special Teams Player of the Week honors after placing four of five punts inside the 20. **at NO (10/30):** Tied a season-long with a 58-yard punt. Also credited with a pass attempt on a fumbled field goal snap at the end of the first half.

2016	Opponent	No	Yds	Avg	Net Avg	LG	I20	TB	Blk
9/11	Miami	6	253	42.2	36.8	50	2	0	0
9/18	at L.A.	7	309	44.1	39.1	51	2	1	0
9/25	San Francisco	2	102	51.0	41.0	57	0	0	0
10/2	at N.Y. Jets	5	203	40.6	40.6	56	4	0	0
10/16	Atlanta	5	230	46.0	39.8	58	2	1	0
10/23	at Arizona	9	414	46.0	42.3	58	2	0	0
10/30	at New Orleans	3	146	48.7	42.0	58	1	1	0
11/7	Buffalo	3	142	47.3	32.3	62	1	0	1
11/13	at New England	2	105	52.5	48.5	54	2	0	0
11/20	Philadelphia	6	279	46.5	44.0	58	3	0	0
11/27	at Tampa Bay	7	330	47.1	40.3	55	1	0	0
TOTALS		55	2,513	45.7	40.3	62	20	3	1



35

DESHAWN SHEARD

DEFENSIVE BACK

Height 6-2
Weight 212
College Portland State
Seasons NFL 5th, Seahawks 5th
Born June 28, 1988
Hometown Palmdale, Calif.

SHEAD'S NFL RECORD

Club	G/S	Tackles			Sacks		Interceptions									
		Tkl	So	Ast	QB	Yds	No	Yds	Avg	LG	TD	PD	FF	FR	Yds	
2012 Seattle	0/0	0	0	0	0.0	0.0	0	0.0	0.0	0	0	0	0	0	0	0
2013 Seattle	5/0	0	0	0	0.0	0.0	0	0.0	0.0	0	0	0	0	0	0	0
2014 Seattle	16/1	7	6	1	0.0	0.0	0	0.0	0.0	0	0	2	0	0	0	0
2015 Seattle	16/6	49	38	11	1.0	5.0	1	40	40.0	40	0	8	1	0	0	0
2016 Seattle	10/10	57	43	14	0.0	0.0	1	2	2.0	2	0	10	1	0	0	0
NFL TOTALS	47/17	113	87	26	1.0	5.0	2	42	21.0	40	0	20	2	0	0	0

POSTSEASON																
Club	G/S	Tackles			Sacks		Interceptions									
		Tkl	So	Ast	QB	Yds	No	Yds	Avg	LG	TD	PD	FF	FR	Yds	
2012 Seattle	0/0	0	0	0	0.0	0.0	0	0	0.0	0	0	0	0	0	0	0
2013 Seattle	3/0	0	0	0	0.0	0.0	0	0	0.0	0	0	0	0	0	0	0
2014 Seattle	3/0	0	0	0	0.0	0.0	0	0	0.0	0	0	0	0	0	0	0
2015 Seattle	2/1	9	6	3	0.0	0.0	0	0	0.0	0	0	0	0	0	0	0
NFL TOTALS	8/1	9	6	3	0.0	0.0	0	0	0.0	0	0	0	0	0	0	0

SHEAD'S SINGLE-GAME HIGHS

Tackles: 10, vs. Pittsburgh (11/29/15) **FF:** 1, 2 Times, Last vs. San Francisco (9/25/16)
Sacks: 1.0, at Cincinnati (10/11/15) **FR:** None
Int.: 1, 2 Times, Last at New England (11/13/16)

ADDITIONAL STATS

Special Teams Tackles: 2013 (1), 2014 (6, blocked punt), 2015 (4, FF), 2016 (1); **Career:** 12, FF
Postseason Special Teams Tackles: 2013 (2), 2014 (6), 2015 (1); **Career:** 9.

SHEAD'S 2016 SEASON

Mia (9/11): Started at right CB. **at Ariz (10/23):** Posted a season-best nine tackles (8 solo) and had a pass defensed. Set a single-season career high with ninth pass defensed. **at NE (11/13):** Had second-career interception, Tom Brady's first of the season and ended the Patriot's NFL record for most pass attempts to open a season without an interception. **Phi (11/20):** Left game early in the first half with a hamstring injury. **at TB (11/27):** Inactive (hamstring).

SHEAD'S 2016 GAME-BY-GAME

Game	G/S	T	S	A	QB	Yds.	QH	Int.	Yds.	PD	FF	FR	Yds.
Miami (9/11)	1/1	4	1	3	0.0	0.0	0	0	0	2	0	0	0
at L.A. (9/18)	1/1	4	4	0	0.0	0.0	0	0	0	0	0	0	0
SF (9/25)	1/1	7	7	0	0.0	0.0	0	0	0	1	1	0	0
at NYJ (10/2)	1/1	4	3	1	0.0	0.0	0	0	0	2	0	0	0
Atl (10/16)	1/1	8	7	1	0.0	0.0	0	0	0	3	0	0	0
at Ariz (10/23)	1/1	9	8	1	0.0	0.0	0	0	0	1	0	0	0
at NO (10/30)	1/1	8	6	2	0.0	0.0	0	0	0	0	0	0	0
Buf (11/7)	1/1	8	4	4	0.0	0.0	0	0	0	0	0	0	0
at NE (11/13)	1/1	4	3	1	0.0	0.0	0	1	2	1	0	0	0
Phi (11/20)	1/1	1	0	1	0.0	0.0	0	0	0	0	0	0	0
at TB (11/27)													
Totals	10/10	57	43	14	0.0	0.0	0	1	2	10	1	0	0



25

RICHARD SHERMAN

CORNERBACK

Height	6-3
Weight	195
College	Stanford
Seasons	NFL 6th, Seahawks 6th
Born	March 30, 1988
Hometown	Compton, Calif.

SHERMAN'S NFL RECORD

Club	G/S	Tackles			Sacks		Interceptions								
		Tkl	So	Ast	QB	Yds	No	Yds	Avg	LG	TD	PD	FF	FR	Yds
2011 Seattle	16/10	53	46	7	0.0	0.0	4	45	11.3	33	0	17	1	0	0
2012 Seattle	16/16	62	52	10	1.0	16.0	8	57	7.1	29	1	24	3	1	0
2013 Seattle	16/16	49	38	11	0.0	0.0	8	125	15.6	58t	1	19	0	0	0
2014 Seattle	16/16	57	45	12	0.0	0.0	4	81	10.3	53	0	8	1	0	0
2015 Seattle	16/16	50	32	18	0.0	0.0	2	30	15.0	26	0	15	0	0	0
2016 Seattle	11/11	46	27	19	0.0	0.0	4	37	9.3	31	0	9	0	1	14
NFL TOTALS	91/85	317	240	77	1.0	16.0	30	375	12.5	58t	2	92	5	2	14

POSTSEASON

Club	G/S	Tackles			Sacks		Interceptions								
		Tkl	So	Ast	QB	Yds	No	Yds	Avg	LG	TD	PD	FF	FR	Yds
2012 Seattle	2/2	0	0	0	0.0	0.0	0	0	0.0	0	0	3	0	0	0
2013 Seattle	3/3	10	4	6	0.0	0.0	0	0	0.0	0	0	2	0	0	0
2014 Seattle	3/3	10	7	3	0.0	0.0	2	0	0.0	0	0	3	0	0	0
2015 Seattle	2/2	9	8	1	0.0	0.0	0	0	0.0	0	0	2	0	0	0
NFL TOTALS	8/8	20	11	9	0.0	0.0	2	0	0.0	0	0	10	0	0	0

SHERMAN'S SINGLE-GAME HIGHS

Tackles: 8, 5Times, Last at New Orleans (10/30/16) **Forced Fumbles:** 1, 5Times, Last vs. Oakland (12/9/14)
Interceptions: 2, 5Times, Last at NY Jets (10/2/16) **Fumble Recoveries:** 1, 2Times, Last vs. NE (11/13/16)
Sacks: 1.0, vs. N.Y. Jets (11/11/12)

ADDITIONAL STATS

Special Teams Tackles: 2011 (2); **Career:** (2).
Punt Returns: 2013 (1 for -6), 2014 (1 for 0), 2015 (1 for 64); **Career:** (3 for 58, 19.3 avg.).
Touchdowns: 2012 (19 yd. INT return, 90 yd. FG block return); 2013 (58 yd. INT return).

SHERMAN'S 2016 SEASON

at NYJ (10/2): Allowed just four receptions on 12 targets, including picking off two passes...the fifth multi-interception game of his career. **at NO (10/30):** Tied a career high with eight tackles (5 solo). **Buf (11/7):** Had an interception in the end zone and returned it 31 yards to the Seahawks 27 yard line. **at NE (11/13):** Had seven tackles and a fumble recovery that he returned 14 yards to the Patriots 48-yard line that set up Seattle's final score. **Phi (11/20):** Notched 30th-career interception.

SHERMAN'S 2016 GAME-BY-GAME

Game	G/S	T	S	A	QB	Yds.	QH	Int.	Yds.	PD	FF	FR	Yds.
Miami (9/11)	1/1	3	2	1	0.0	0.0	0	0	0	0	0	0	0
at L.A. (9/18)	1/1	3	2	1	0.0	0.0	0	0	0	0	0	0	0
SF (9/25)	1/1	2	2	0	0.0	0.0	0	0	0	1	0	0	0
at NYJ (10/2)	1/1	5	3	2	0.0	0.0	0	2	6	2	0	0	0
Atl (10/16)	1/1	4	2	2	0.0	0.0	0	0	0	2	0	0	0
at Ariz (10/23)	1/1	3	3	0	0.0	0.0	0	0	0	1	0	0	0
at NO (10/30)	1/1	8	5	3	0.0	0.0	0	0	0	0	0	0	0
Buf (11/7)	1/1	5	1	4	0.0	0.0	0	1	31	1	0	0	0
at NE (11/13)	1/1	7	3	4	0.0	0.0	0	0	0	0	0	1	14
Phi (11/20)	1/1	4	2	2	0.0	0.0	0	1	0	2	0	0	0
at TB (11/27)	1/1	2	2	0	0.0	0.0	0	0	0	0	0	0	0
Totals	11/11	46	27	19	0.0	0.0	0	4	37	9	0	1	14



92

SEALVER SILIGA

DEFENSIVE TACKLE

Height	6-2
Weight	345
College	Utah
Seasons	NFL 6th, Seahawks 1st
Born	April 25, 1990
Hometown	West Jordan, Utah

SILIGA'S NFL RECORD

Club	G/S	Tackles			Sacks		Interceptions			LG	TD	PD	FF	FR	Yds
		Tkl	So	Ast	QB	Yds	No	Yds	Avg						
2011 Denver		Practice Squad													
2012 Denver	1/0	1	1	0	0.0	0.0	0	0	0.0	0	0	0	0	0	0
2013 New England	5/4	23	9	14	3.0	26.0	0	0	0.0	0	0	0	1	0	
2014 New England	7/5	32	17	15	2.5	11.5	0	0	0.0	0	0	0	0	0	
2015 New England	13/4	28	11	17	0.0	0.0	0	0	0.0	0	0	0	0	0	
2016 Seattle	4/0	4	2	2	0.0	0.0	0	0	0.0	0	0	0	0	0	
NFL TOTALS	30/13	88	40	48	5.5	375	0	0	0.0	0	0	0	1	0	

POSTSEASON															
Club	G/S	Tackles			Sacks		Interceptions			LG	TD	PD	FF	FR	Yds
		Tkl	So	Ast	QB	Yds	No	Yds	Avg						
2013 New England	2/2	8	6	2	0.0	0.0	0	0	0.0	0	0	0	0	0	
2014 New England	3/3	12	4	8	0.0	0.0	0	0	0.0	0	0	0	0	0	
2015 New England	2/0	1	1	0	0.0	0.0	0	0	0.0	0	0	0	0	0	
NFL TOTALS	7/5	21	11	10	0.0	0.0	0	0	0.0	0	0	0	0	0	

SILIGA'S SINGLE-GAME HIGHS

Tackles: 9 vs. Buffalo (12/29/13) Interceptions: None Sacks: 1, 5 Times, Last at NY Jets (12/21/14)	Forced Fumbles: 1 vs. Buffalo (12/29/13) Fumble Recoveries: None
--	---

SILIGA'S 2016 SEASON

Originally placed on IR (calf) August 29. Released from IR with injury settlement September 3. Re-signed with Seattle October 18. Released November 15.

SILIGA'S 2016 GAME-BY-GAME

Game	G/S	T	S	A	QB	Yds.	QH	Int.	Yds.	PD	FF	FR	Yds.
at Ariz (10/23)	1/0	0	0	0	0.0	0.0	0	0	0	0	0	0	0
at NO (10/30)	1/0	1	0	1	0.0	0.0	0	0	0	0	0	0	0
Buf (11/7)	1/0	1	0	1	0.0	0.0	0	0	0	0	0	0	0
at NE (11/13)	1/0	2	2	0	0.0	0.0	0	0	0	0	0	0	0
Totals	4/0	4	2	2	0.0	0.0	0	0	0	0	0	0	0



27

THAROLD SIMON
CORNERBACK

Height 6-3
Weight 202
College LSU
Seasons NFL 4th, Seahawks 4th
Born March 6, 1991
Hometown Eunice, Louisiana

SIMON'S 2016 SEASON

Released September 13. Mia (9/11): Inactive.

SIMON'S 2016 GAME-BY-GAME

Game	G/S	T	S	A	QB	Yds.	QH	Int.	Yds.	PD	FF	FR	Yds.
Miami (9/11)	0/0				Inactive								
Totals	0/0	0	0	0	0.0	0.0	0	0	0	0	0	0	0

SIMON'S NFL RECORD

Club	G/S	Tackles			Sacks		Interceptions			LG	TD	PD	FF	FR	Yds
		Tkl	So	Ast	QB	Yds	No	Yds	Avg						
2013 Seattle	0/0	Injured Reserve													
2014 Seattle	10/5	11	9	2	0.0	0.0	1	0	0.0	0	0	3	0	0	0
2015 Seattle	1/0	0	0	0	0.0	0.0	0	0	0.0	0	0	0	0	0	0
2016 Seattle	0/0	0	0	0	0.0	0.0	0	0	0.0	0	0	0	0	0	0
NFL TOTALS	11/5	11	9	2	0.0	0.0	1	0	0.0	0	0	3	0	0	0

POSTSEASON															
Club	G/S	Tackles			Sacks		Interceptions			LG	TD	PD	FF	FR	Yds
		Tkl	So	Ast	QB	Yds	No	Yds	Avg						
2013 Seattle	0/0	Injured Reserve													
2014 Seattle	3/1	5	5	0	0.0	0.0	0	0	0.0	0	0	1	0	0	0
2015 Seattle		Injured Reserve													
NFL TOTALS	3/1	5	5	0	0.0	0.0	0	0	0.0	0	0	1	0	0	0

SIMON'S SINGLE-GAME HIGHS

Tackles: 3 vs. N.Y. Giants (11/9/14) **Forced Fumbles:** None
Interceptions: 1 at Philadelphia (12/7/14) **Fumble Recoveries:** None
Sacks: None

ADDITIONAL STATS

Special Teams Tackles: 2014 (2); Career: (2).



98

GARRISON SMITH

DEFENSIVE TACKLE

Height	6-1
Weight	310
College	Georgia
Seasons	NFL 3rd, Seahawks 1st
Born	October 9, 1991
Hometown	Atlanta, Ga.

NFL TRANSACTIONS:

05/12/14: Signed with Miami as undrafted FA
 08/30/14: Waived by Miami
 09/01/14: Signed to Miami PS
 09/06/14: Waived by Miami
 11/27/14: Signed to New Orleans PS
 12/16/14: Waived by New Orleans
 12/23/14: Signed to San Francisco PS
 12/30/14: Signed to reserve/future contract with San Francisco
 09/05/15: Waived by San Francisco
 09/06/15: Signed to San Francisco PS
 01/05/16: Signed to reserve/future contract with San Francisco
 09/05/16: Traded by San Francisco to Seattle

NFL CAREER HIGHLIGHTS:

- Originally signed by Miami as an undrafted free agent and spent the start of 2014 on the Dolphins practice squad. Later spent time on the New Orleans practice squad and ended the season on San Francisco's practice squad.
- Spent the entire 2015 season on the 49ers

practice squad.

COLLEGE: Played in 48 games (23 starts) during his four-year career at Georgia and recorded 145 tackles, 16TFLs, 7 sacks, 2 FFs and 1 FR. Started all 13 games as a senior, recording 63 tackles, 10 TFLs, 6 sacks and 2 FFs. Named to SEC Academic honor roll in 2013. Appearing in 14 games (8 starts), recorded 57 tackles, 2TFLs and 1 sack as a junior. In 2011, registered 22 tackles and 3TFLs in 14 appearances (2 starts). As a sophomore, named to SEC Academic Honor Roll for the fall semester. In 2010, saw action in 7 games, recording 3 tackles and 1 TFL as a freshman.

PERSONAL: Graduated with a degree in history. Attended Douglass (Atlanta, Ga.) HS, where he was named Class 5A All-State First-Team and earned an invitation to the U.S. Army All-America Bowl in 2009. During free time, he enjoys listening to music, hunting, fishing and speaking to local youth. Is cousins with Buffalo Bills T Cordy Glenn.

SMITH'S 2016 SEASON

Placed on injured reserve (knee) on October 18. **Mia (9/11):** Inactive. **at LA (9/18):** Inactive. **SF (9/25):** Saw action in first-career game and totaled four tackles.

SMITH'S 2016 GAME-BY-GAME

Game	G/S	T	S	A	QB	Yds.	QH	Int.	Yds.	PD	FF	FR	Yds.
Games 1-2	0/0												
SF (9/25)	1/0	4	1	3	0.0	0.0	0	0	0	0	0	0	0
at NYJ (10/2)	1/0	0	0	0	0.0	0.0	0	0	0	0	0	0	0
Atl (10/16)	1/0	1	0	1	0.0	0.0	0	0	0	0	0	0	0
Totals	3/0	5	1	4	0.0	0.0	0	0	0	0	0	0	0

SMITH'S NFL RECORD

Club	G/S	Tackles			Sacks		Interceptions									
		Tkl	So	Ast	QB	Yds	No	Yds	Avg	LG	TD	PD	FF	FR	Yds	
2014 Miami																
New Orleans																
San Francisco																
2015 San Francisco																
2016 Seattle	3/0	5	1	4	0.0	0.0	0	0	0.0	0	0	0	0	0	0	0
NFL TOTALS	3/0	5	1	4	0.0	0.0	0	0	0.0	0	0	0	0	0	0	0



78 **BRADLEY SOWELL**
TACKLE

Height 6-7
Weight 309
College Mississippi
Seasons NFL 5th, Seahawks 1st
Born June 6, 1989
Hometown Hernando, Miss.
Pronunciation SOW-ull (like 'vowel')



28 **C.J. SPILLER**
RUNNING BACK

Height 5-11
Weight 200
College Clemson
Seasons NFL 7th, Seahawks 1st
Born August 5, 1987
Hometown Lake Butler, Fla.

SOWELL'S NFL RECORD

Year	Team	GP/GS	Postseason
2012	Ind.	10/0	1/0
2013	Arizona	16/12	
2014	Arizona	16/0	1/0
2015	Arizona	16/0	2/0
2016	Seattle	7/6	
NFL TOTALS		65/18	4/0

SOWELL'S 2016 SEASON

Mia (9/11): Started at LT. **at LA (9/18):** Started at LT. **SF (9/25):** Started at LT. **at NYJ (10/2):** Started at LT. **Atl (10/16):** Started at LT. **at Ariz (10/23):** Started at LT, but left in the fourth quarter with an injured knee. **at NO (10/30):** Inactive (knee). **Buf (11/7):** Inactive (knee). **at NE (11/13):** Inactive (knee). **Phi (11/20):** Inactive. **at TB (11/27):** Did not start, but replaced Garry Gilliam at RT on the second drive of the game.

NFL TRANSACTIONS:

- 04/22/10: Drafted by Buffalo (1st round, 9th)
- 10/21/14: Placed on IR/Designated to return (collarbone) by Buffalo
- 12/19/14: Activated to 53-man roster from IR
- 03/16/15: Signed with New Orleans as UFA
- 12/30/15: Placed on IR by New Orleans
- 09/13/16: Released by New Orleans
- 09/29/16: Signed with Seattle as UFA

NFL CAREER HIGHLIGHTS:

- Originally drafted ninth overall by the Buffalo Bills in the 2010 NFL Draft and played in 70 games with 36 starts for Buffalo.
- Earned a Pro Bowl selection in 2012 after rushing for 1,244 yards and six TDs to go along with 459 receiving yards and two TDs. Posted five of 10 career 100-yard rushing games in 2012.
- Gained 100 or more yards from scrimmage 11 times in 2012. Has totaled 100 or more yards from scrimmage 20 total times during career.
- Totaled a career-best 169 rushing yards vs. the N.Y. Jets in the 2012 season opener on September 9.
- Ranked fifth in the AFC with a 5.2 yard/carry average in 2011.
- Has two career kickoff return TDs, including a long of 102 yards, while averaging 25.8 yards/return on 68 attempts.

COLLEGE: Led the ACC in all-purpose yards with 7,588 during career at Clemson, finishing second in NCAA Division I history. First player in conference history with at least 1,000 yards rushing (1,212), and 500 receiving (503) in

same season (2009). Tied an all-time NCAA record with eight kickoff return TDs. Joined Reggie Bush as the only college football players in history with 3,000 yards rushing (3,547), 1,500 yards on kickoff returns (2,052), 1,000 in receiving yards (1,420), and 500 in punt return yards (569). Set 31 Clemson records, including all-purpose running, returns for TDs and many others. Sixth player in ACC history with 3,000 rushing yards and 1,000 receiving yards in a career. Had 21 TDs of 50 yards or more. As a senior in 2009, was the College Football Performance Awards Kickoff Returner Trophy recipient, the first award at the position in college football history. Unanimous All-American selection, becoming the first player in Clemson history to receive that honor. Finalist for the Doak Walker Award. First-team All-ACC choice and named ACC Player of the Year, becoming the first Tiger since 1987. Finished sixth in the 2009 Heisman Trophy voting. Received a bachelor's degree in sociology.

PERSONAL: Totaled 5,511 career rushing yards on 541 carries during prep career at Union County (Lake Butler, Fla.) High School. Scored 39 career total TDs. A three-time All-State selection, was tabbed as both a first-team All-USA Today and Parade All-American selection and EA Sports second-team All-American. Played in the U.S. Army All-American game and was also selected to play in the California-Florida High School All-Star Game. As a senior, carried the ball 176 times for 1,840 yards (10.5 avg.) along with 30 TDs. One of the top track athletes in Florida and the state champion in the 100m and 200m.

SPILLER'S NFL RECORD

Club	Team	G/S	Rushing					Receiving				
			Att	Yds	Avg	LG	TD	No	Yds	Avg	LG	TD
2010	Buffalo	14/1	74	283	3.8	20	0	24	157	6.5	41	1
2011	Buffalo	16/11	107	561	5.2	38	4	39	269	6.9	19	2
2012	Buffalo	16/9	207	1,244	6.0	62	6	43	459	10.7	66t	2
2013	Buffalo	15/10	202	933	4.6	77	2	33	185	5.6	27	0
2014	Buffalo	9/5	78	300	3.8	53	0	19	125	6.6	25	1
2015	New Orleans	13/2	36	112	3.1	11	0	34	239	7.0	80t	2
2016	Seattle	2/0	3	9	3.0	13	0	5	43	8.6	24	1
NFL TOTALS		85/38	707	3,442	4.9	77	12	197	1,477	7.5	80t	9

Year	Club	G/S	Kickoff Returns					Punt Returns				
			No	Yds	Avg	LG	TD	No	Yds	Avg	LG	TD
2010	Buffalo	14/1	44	1,014	23.0	95t	1	12	175	14.6	34	0
2011	Buffalo	16/11	6	143	23.8	35	0	13	127	9.8	45	0
2012	Buffalo	16/9	0	0	0.0	0	0	0	0	0.0	0	0
2013	Buffalo	15/10	0	0	0.0	0	0	0	0	0.0	0	0
2014	Buffalo	9/5	10	306	30.6	102t	1	0	0	0.0	0	0
2015	New Orleans	13/2	7	149	21.3	26	0	0	0	0.0	0	0
2016	Seattle	1/0	1	22	22.0	22	0	0	0	0.0	0	0
NFL TOTALS		84/38	68	1,634	25.8	102t	2	25	302	12.1	45	0

SPILLER'S SINGLE-GAME HIGHS

Rushing	Receiving
Rush Attempts: 24, 2 Times, Last vs. NYJ (12/30/12)	Most Rec.: 9 vs. Miami (12/18/11)
Rush Yards: 169 vs. NYJ (9/9/12)	Most Rec. Yards: 76 vs. Miami (12/18/11)
Longest Rush: 77 vs. Atlanta (12/1/13)	Longest Reception: 80t vs. Dallas (10/5/15)
Most Rush TDs: 2 vs. Kansas City (9/16/12)	Most Rec. TDs: 1, 9 Times, Last at NYJ (10/2/16)

SPILLER'S 2016 SEASON

Released by New Orleans September 13. Signed by Seattle September 29. Was released by Seattle October 26. **at NYJ (10/2):** Saw action in the game just four days after signing with the team. Rushed twice for 12 yards and had two receptions for 5 yards, including an 8-yard TD. Also served as the primary kick returner. **at Ariz (10/23):** Inactive.

2016	Opponent	Rushing					Receiving					Total
		Att	Yds	Avg	LG	TD	Rec	Yds	Avg	LG	TD	
With New Orleans												
9/11	Oakland	Inactive										
With Seattle												
10/2	at N.Y. Jets	2	12	6.0	13	0	2	5	2.5	8t	1	17
10/16	Atlanta	1	-3	-3.0	-3	0	3	38	12.7	24	0	35
10/23	at Arizona	Inactive										
TOTALS (2/0)		3	9	3.0	13	0	5	43	8.6	24	1	52

SPILLER'S GAME-BY-GAME

2010	Opponent	Rushing					Receiving					Total
		Att	Yds	Avg	LG	TD	Rec	Yds	Avg	LG	TD	
09/12	Miami	7	6	0.9	6	0	4	8	2.0	9	0	14
09/19	at Green Bay	1	3	3.0	3	0	4	23	5.8	7	0	26
09/26	at New England	4	29	7.3	19	0	3	10	3.3	5t	1	39
10/03	N.Y. Jets	2	11	5.5	6	0	1	4	4.0	4	0	15
10/10	Jacksonville	5	31	6.2	19	0	1	3	3.0	3	0	34
10/24	at Baltimore	7	33	4.7	13	0	0	0	0.0	0	0	33
10/31	at Kansas City	6	17	2.8	6	0	4	28	7.0	14	0	45
11/07	Chicago	7	20	2.9	15	0	1	5	5.0	5	0	25
11/14	Detroit	2	14	7.0	16	0	0	0	0.0	0	0	14
11/21	at Cincinnati	Inactive (Hamstring)										
11/28	Pittsburgh	Inactive (Hamstring)										
12/05	at Minnesota	7	35	5.0	20	0	2	1	0.5	4	0	36
12/12	Cleveland	8	33	4.1	8	0	0	0	0.0	0	0	33
12/19	at Miami	9	16	1.8	12	0	2	21	10.5	14	0	37
12/26	New England	6	30	5.0	7	0	2	54	27.0	41	0	84
01/02/11	at N.Y. Jets	3	5	1.7	2	0	0	0	0.0	0	0	5
TOTALS (14/1)		74	283	3.8	20	0	24	157	6.5	41	1	440

2011	Opponent	Rushing					Receiving					Total
		Att	Yds	Avg	LG	TD	Rec	Yds	Avg	LG	TD	
09/11	at Kansas City	5	16	3.2	9t	1	1	5	5.0	5	0	21
09/18	Oakland	4	63	15.8	26	0	1	6	6.0	6	0	69
09/25	New England	1	3	3.0	3	0	1	-7	-7.0	-7	0	-4
10/02	at Cincinnati	3	12	4.0	9	0	1	9	9.0	9	0	21
10/09	Philadelphia	2	13	6.5	8	0	2	3	1.5	5	0	16
10/16	at N.Y. Jets	0	0	0.0	0	0	5	39	7.8	15	0	39
10/30	Washington	0	0	0.0	0	0	2	9	4.5	11	0	9
11/06	N.Y. Jets	2	5	2.5	3	0	0	0	0.0	0	0	5
11/13	at Dallas	1	1	1.0	1	0	0	0	0.0	0	0	1
11/20	at Miami	3	2	0.7	1	0	2	18	9.0	18	0	20
11/27	at N.Y. Jets	19	55	2.9	9	0	3	15	5.0	13	0	70
12/04	Tennessee	14	83	5.9	35t	1	3	19	6.3	12	0	102
12/11	at San Diego	12	46	3.8	16	0	3	10	3.3	6	0	56
12/18	Miami	12	91	7.6	24t	1	9	76	8.4	19	1	167
12/24	Denver	16	111	6.9	38	1	2	27	13.5	16	0	138
01/01/12	at New England	13	60	4.6	12	0	4	40	10.0	15t	1	100
TOTALS (16/11)		107	561	5.2	38	4	39	269	6.9	19	2	830

2012	Opponent	Rushing					Receiving					Total
		Att	Yds	Avg	LG	TD	Rec	Yds	Avg	LG	TD	
09/09	at N.Y. Jets	14	169	12.1	56t	1	2	25	12.5	30	0	194
09/16	Kansas City	15	123	8.2	38	2	3	47	15.7	27	0	170
09/23	at Cleveland	4	16	4.0	8	0	2	42	21.0	32t	1	58
09/30	New England	8	33	4.1	14	0	2	5	2.5	3	0	38
10/07	at San Francisco	7	24	3.4	12	0	0	0	0.0	0	0	24
10/14	at Arizona	12	88	7.3	33	1	4	22	5.5	11	0	110
10/21	Tennessee	12	70	5.8	20	0	6	32	5.3	20	0	102
11/04	at Houston	6	39	6.5	22	0	5	63	12.6	28	0	102
11/11	at New England	9	70	7.8	14	0	4	61	15.3	25	0	131
11/15	Miami	22	91	4.1	20	0	3	39	13.0	24	0	130
11/25	at Indianapolis	14	107	7.6	41	0	1	-4	-4.0	-4	0	103
12/02	Jacksonville	14	77	5.5	44t	1	1	7	7.0	7	0	84
12/09	St. Louis	7	37	5.3	13	0	1	15	15.0	15	0	52
12/16	Seattle	17	103	6.1	18	1	3	-2	-0.7	6	0	101
12/23	at Miami	22	138	6.3	62	0	4	35	8.8	14	0	173
12/30	N.Y. Jets	24	59	2.5	12	0	2	72	36.0	66t	1	131
TOTALS (16/9)		207	1,244	6.0	62	6	43	459	10.7	66t	2	1,703

2013	Opponent	-----Rushing-----					-----Receiving-----					Total
		Att	Yds	Avg	LG	TD	Rec	Yds	Avg	LG	TD	
09/08	New England	17	41	2.4	9	0	5	14	2.8	7	0	55
09/15	Carolina	16	103	6.4	46	0	3	14	4.7	7	0	117
09/22	at N.Y. Jets	10	9	0.9	6	0	1	1	1.0	1	0	10
09/29	Baltimore	23	77	3.3	10	0	0	0	0.0	0	0	77
10/03	at Cleveland	8	66	8.3	54t	1	0	0	0.0	0	0	66
10/13	Cincinnati	10	55	5.5	19	0	2	11	5.5	8	0	66
10/20	at Miami	6	11	1.8	11	0	3	-4	-1.3	1	0	7
11/03	Kansas City	12	116	9.7	61	0	2	39	19.5	27	0	155
11/10	at Pittsburgh	8	23	2.9	7	0	3	11	3.7	7	0	34
11/17	N.Y. Jets	13	6	0.5	3	0	2	10	5.0	8	0	16
12/01	Atlanta	15	149	9.9	77	1	2	8	4.0	8	0	157
12/08	at Tampa Bay	11	22	2.0	7	0	1	26	26.0	26	0	48
12/15	at Jacksonville	13	67	5.2	18	0	1	1	1.0	1	0	68
12/22	Miami	21	83	4.0	23	0	3	26	8.7	12	0	109
12/29	at New England	19	105	5.5	24	0	5	28	5.6	16	0	133
TOTALS (15/10)		202	933	4.6	77	2	33	185	5.6	27	0	1,118

2014	Opponent	-----Rushing-----					-----Receiving-----					Total
		Att	Yds	Avg	LG	TD	Rec	Yds	Avg	LG	TD	
09/07	at Chicago	15	53	3.5	13	0	3	11	3.7	7t	1	64
09/14	Miami	12	69	5.8	47	0	1	9	9.0	9	0	78
09/21	San Diego	10	25	2.5	6	0	3	37	12.3	25	0	62
09/28	at Houston	15	60	4.0	22	0	3	24	8.0	12	0	84
10/05	at Detroit	10	9	0.8	2	0	3	25	8.3	15	0	34
10/12	New England	6	19	3.2	12	0	0	0	0.0	0	0	19
10/19	Minnesota	1	53	53.0	53	0	1	3	3.0	3	0	56
10/26	at N.Y. Jets	Injured Reserve/Designated to Return (Collarbone)										
11/09	Kansas City	Injured Reserve/Designated to Return (Collarbone)										
11/13	at Miami	Injured Reserve/Designated to Return (Collarbone)										
11/24	N.Y. Jets	Injured Reserve/Designated to Return (Collarbone)										
11/30	Cleveland	Injured Reserve/Designated to Return (Collarbone)										
12/07	at Denver	Injured Reserve/Designated to Return (Collarbone)										
12/14	Green Bay	Injured Reserve/Designated to Return (Collarbone)										
12/21	at Oakland	4	-4	-1.0	4	0	4	14	3.5	5	0	10
12/28	at New England	5	17	3.4	7	0	1	2	2.0	2	0	19
TOTALS (9/5)		78	300	3.8	53	0	19	125	6.6	25	1	425

2015	Opponent	-----Rushing-----					-----Receiving-----					Total
		Att	Yds	Avg	LG	TD	Rec	Yds	Avg	LG	TD	
09/13	at Arizona	Inactive (Knee)										
09/20	Tampa Bay	3	7	2.3	7	0	1	19	19.0	19	0	26
09/27	at Carolina	1	4	4.0	4	0	2	22	11.0	19	0	26
10/04	Dallas	2	10	5.0	10	0	5	99	19.8	80t	1	109
10/11	at Philadelphia	3	10	3.3	8	0	3	-8	-2.7	0	0	2
10/15	Atlanta	3	10	3.3	7	0	4	17	4.3	8	0	27
10/25	at Indianapolis	4	16	4.0	9	0	6	32	5.3	17	0	48
11/01	N.Y. Giants	4	21	5.3	11	0	2	15	7.5	9t	1	36
11/08	Tennessee	2	8	4.0	5	0	1	2	2.0	2	0	10
11/15	at Washington	8	24	3.0	7	0	2	10	5.0	7	0	34
11/29	at Houston	1	-2	-2.0	-2	0	2	8	4.0	7	0	6
12/06	Carolina	0	0	0.0	0	0	1	0	0.0	0	0	0
12/13	at Tampa Bay	3	2	0.7	2	0	3	7	2.3	8	0	9
12/20	Detroit	2	2	1.0	2	0	2	16	8.0	14	0	18
12/27	Jacksonville	Inactive										
01/03	at Atlanta	Injured Reserve (Knee)										
TOTALS (13/2)		36	112	3.1	11	0	34	239	7.0	80t	2	351



23

STEVEN TERRELL CORNERBACK

Height 5-10
 Weight 197
 College Texas A&M
 Seasons NFL 4th, Seahawks 3rd
 Born September 21, 1990
 Hometown Allen, Texas
 Pronunciation TARE-ull

TERRELL'S NFL RECORD

Club	G/S	Tackles			Sacks		Interceptions					LG	TD	PD	FF	FR	Yds
		Tkl	So	Ast	QB	Yds	No	Yds	Avg								
2013 Jax/Hou		Practice Squad															
2014 Seattle	4/0	0	0	0	0.0	0.0	0	0	0.0	0	0	0	0	0	0	0	0
2015 Seattle	12/0	1	1	0	0.0	0.0	0	0	0.0	0	0	1	0	0	0	0	
2016 Seattle	11/1	9	5	4	0.0	0.0	0	0	0.0	0	0	1	0	1	0	0	
NFL TOTALS	27/1	10	6	4	0.0	0.0	0	0	0.0	0	0	2	0	1	0	0	

POSTSEASON																	
Club	G/S	Tackles			Sacks		Interceptions					LG	TD	PD	FF	FR	Yds
		Tkl	So	Ast	QB	Yds	No	Yds	Avg								
2014 Seattle	3/0	0	0	0	0.0	0.0	0	0	0.0	0	0	0	0	0	0	0	0
2015 Seattle	2/0	0	0	0	0.0	0.0	0	0	0.0	0	0	0	0	0	0	0	0
NFL TOTALS	5/0	0	0	0	0.0	0.0	0	0	0.0	0	0	0	0	0	0	0	0

TERRELL'S SINGLE-GAME HIGHS

Tackles: 5 at Tampa Bay (11/27/16)
Interceptions: None
Sacks: None

Forced Fumbles: None
Fumble Recoveries: 1 at Tampa Bay (11/27/16)
Touchdowns: None

ADDITIONAL STATS

Special Teams Tackles: 2014 (1), 2015 (3), 2016 (3); **Career:** (7).
Postseason Special Teams Tackles: 2014 (1), 2015 (1); **Career:** (2).

TERRELL'S 2016 SEASON

Mia (9/11): Saw action on special teams only. **at NYJ (10/2):** Saw action as an extra defensive back on two plays. **Phi (11/20):** Saw most action of the season on defense in place of Earl Thomas (hamstring) and registered a career high with four tackles (2 solo). **at TB (11/27):** Made first-career start in place of Thomas and registered a career-best five tackles, pass defended and a fumble recovery.

TERRELL'S 2016 GAME-BY-GAME

Game	G/S	T	S	A	QB	Yds.	QH	Int.	Yds.	PD	FF	FR	Yds.
Games 1-3	3/0	Special Teams Only											
at NYJ (10/2)	1/0	0	0	0	0.0	0.0	0	0	0	0	0	0	0
Atl (10/16)	1/0	Special Teams Only											
at Ariz (10/23)	1/0	0	0	0	0.0	0.0	0	0	0	0	0	0	0
at NO (10/30)	1/0	Special Teams Only											
Buf (11/7)	1/0	Special Teams Only											
at NE (11/13)	1/0	0	0	0	0.0	0.0	0	0	0	0	0	0	0
Phi (11/20)	1/0	4	2	2	0.0	0.0	0	0	0	0	0	0	0
at TB (11/27)	1/1	5	3	2	0.0	0.0	0	0	0	1	0	1	0
Totals	11/0	9	5	4	0.0	0.0	0	0	0	1	0	1	0



27

NEIKO THORPE CORNERBACK

Height 6-2
Weight 198
College Auburn
Seasons NFL 4th, Seahawks 1st
Born February 11, 1990
Hometown Tucker, Ga.

NFL TRANSACTIONS:

03/30/12: Signed with KC as undrafted FA
08/31/12: Waived by KC
09/01/12: Signed to Kansas City PS
10/06/12: Signed to Kansas City 53-man roster
10/09/12: Waived by Kansas City
10/11/12: Signed to Kansas City PS
11/12/12: Signed to Kansas City 53-man roster
08/25/13: Waived by Kansas City
01/13/14: Signed reserve/future contract with Oakland
04/08/15: Re-signed with Oakland as exclusive rights FA
04/18/16: Re-signed with Oakland as restricted FA
09/03/16: Waived by Oakland
09/04/16: Claimed off waivers by Indianapolis
09/06/16: Waived by Indianapolis
09/13/16: Signed by Seattle as a FA

NFL CAREER HIGHLIGHTS:

- Played in 14 games in 2015, including first two career starts. Totaled a career-best 36 tackles (33 solo) and first-career interception to go along with six passes defended.
- Made first-career start at cornerback at Cleveland (9/27/15) and notched five solo tackles.
- Also played in 14 games in first season with the Raiders in 2014, missing two with a hand injury.
- Spent 2013 with the Toronto Argonauts of the CFL after spending the offseason and training camp with the Kansas City Chiefs. Totaled six tackles and one fumble recovery with Toronto.

- Appeared in nine games as a rookie with Kansas City, primarily on special teams. Spent eight weeks on the Chiefs practice squad.

- Made NFL debut with Kansas City versus Baltimore (10/7/12), playing primarily on special teams.

COLLEGE: Played in 51 games with 40 starts at Auburn, compiling 279 tackles (172 solo), seven interceptions, 35 passes defended, one fumble recovery and one blocked field goal returned for a TD. Started all 13 contests as a senior in 2011, registering 102 tackles (51), six passes defended and a fumble recovery. Appeared in 14 games (13 starts) as a junior in 2010, earning second-team Preseason All-SEC honors and helping the Tigers capture the 2010 BCS National Championship. Ranked third on the team with 64 tackles and finished with a team-best nine passes defended that same year. Started all 13 games as a sophomore in 2009, tying for 20th in the SEC with an average of 6.5 tackles per game and finishing third on team with 84 tackles. Played in 11 games (one start) as a true freshman in 2008, earning a spot on the Coaches' All-SEC Freshman Team. Majored in philosophy.

PERSONAL: Attended Tucker (Ga.) High School. Named an Under Armour All-American as a senior. Had 64 tackles including six tackles for loss, 11 passes defended, three interceptions and forced a fumble as a senior. Registered 18 sacks as a junior and was honorable mention all-county. Rated as 11th best cornerback in nation by Scouts.com and ranked 53rd best player in Georgia by SuperPrep. Also ran track.

THORPE'S NFL RECORD

Club	G/S	Tackles				Sacks		Interceptions								
		Tkl	So	Ast	QB	Yds	No	Yds	Avg	LG	TD	PD	FF	FR	Yds	
2012 Kansas City	9/0	4	4	0	0.0	0.0	0	0	0.0	0	0	0	0	0	0	0
2014 Oakland	14/0	2	1	1	0.0	0.0	0	0	0.0	0	0	3	0	0	0	
2015 Oakland	14/2	36	33	3	0.0	0.0	1	-12	-12.0	-12	0	6	0	0	0	
2016 Seattle	10/0	9	6	3	0.0	0.0	0	0	0.0	0	0	0	0	0	0	
NFL TOTALS	47/2	51	44	7	0.0	0.0	1	-12	-12.0	-12	0	9	0	0	0	

THORPE'S SINGLE-GAME HIGHS

Tackles: 7 vs. N.Y. Jets (11/1/15)
Interceptions: 1 vs. Baltimore (9/20/15)
Sacks: None

Forced Fumbles: None
Fumble Recoveries: None
Touchdowns: None

ADDITIONAL STATS


Special Teams Tackles: 2014 (6), 2015 (4), 2016 (6); **Career:** (16).

THORPE'S 2016 SEASON

Signed with Seattle as a free agent on September 13. **at LA (9/18):** Saw action on special teams. **at Ariz (10/23):** Posted two special teams stops. **Buf (11/7):** Posted two special teams stops. **Phi (11/20):** Saw action as nickel CB after DeShawn Shead left early in the first half with a hamstring injury. **at TB (11/27):** Saw action in nickel package and totaled a season-high five tackles, along with a special teams tackle.

THORPE'S 2016 GAME-BY-GAME

Game	G/S	T	S	A	QB	Yds.	QH	Int.	Yds.	PD	FF	FR	Yds.
Miami (9/11)													
Games 2-9	8/0												
Phil (11/20)	1/0	4	1	3	0.0	0.0	0	0	0	0	0	0	0
at TB (11/27)	1/0	5	5	0	0.0	0.0	0	0	0	0	0	0	0
Totals	10/0	9	6	3	0.0	0.0	0	0	0	0	0	0	0



44

TANI TUPOU

FULLBACK

Height	6-1
Weight	284
College	Washington
Seasons	Rookie
Born	December 13, 1992
Hometown	Marysville, Wash.



59

JORDAN TRIPP

LINEBACKER

Height	6-3
Weight	237
College	Montana
Seasons	NFL 3rd, Seahawks 1st
Born	April 3, 1991
Hometown	Missoula, Mont.

TUPOU'S 2016 SEASON

Was waived on September 13. **Mia (9/11):** Saw first-career action at fullback.

2016	Opponent	-----Rushing-----					-----Receiving-----					Total
		Att	Yds	Avg	LG	TD	Rec	Yds	Avg	LG	TD	
9/11	Miami	0	0	0.0	0	0	0	0	0.0	0	0	0
TOTALS (1/0)		0	0	0.0	0	0	0	0	0.0	0	0	0



81

NICK VANNETT

TIGHT END

Height	6-6
Weight	257
College	Ohio State
NFL Seasons	Rookie
Born	March 6, 1993
Hometown	Westerville, Ohio
Pronunciation	VAN-net

VANNETT'S 2016 SEASON

Mia (9/11): Inactive (ankle). **at LA (9/18):** Inactive (ankle). **SF (9/25):** Inactive (ankle). **at NYJ (10/2):** Inactive (ankle). **Atl (10/16):** Returned from ankle injury and saw first action of career in limited role at TE. **at NO (10/30):** Saw action at TE and had first-career reception. **at NE (11/13):** Made first-career start when team opened in a 2-TE set. **Phi (11/20):** Inactive.

2016	Opponent	No	Yds	Avg	LG	TD
Games 1-4		Inactive (Ankle)				
10/16	Atlanta	0	0	0.0	0	0
10/23	at Arizona	0	0	0.0	0	0
10/30	at New Orleans	1	7	7.0	7	0
11/7	Buffalo	0	0	0.0	0	0
11/13	at New England	0	0	0.0	0	0
11/20	Philadelphia	Inactive				
11/27	at Tampa Bay	0	0	0.0	0	0
TOTALS (6/1)		1	7	7.0	7	0

NFL TRANSACTIONS:

- 05/10/14: Drafted by Miami (5th round, 171st)
- 09/05/15: Waived by Miami
- 09/22/15: Signed to Jacksonville PS
- 10/10/15: Signed to Jacksonville 53-man roster
- 09/03/16: Waived by Jacksonville
- 09/05/16: Signed to Seattle PS
- 10/03/16: Signed to Seattle 53-man roster

NFL CAREER HIGHLIGHTS:

- Spent rookie season with Miami and second season with Jacksonville totaling 25 games played with one start.
- Played in 13 games as a rookie with Miami, mostly on special teams.
- Played in 12 games with one start at MLB for Jacksonville totaling seven tackles, half a sack and seven special teams tackles.
- Made first-career NFL start versus Indianapolis on December 13, 2015, and had four solo tackles.

COLLEGE: Five-year letterman and two-year starter at Montana. Played in 54 career games with 36 starts and recorded career totals of 335 tackles (115 solo) with 11 sacks, five forced fumbles, 29.5 stops for losses and four quarterback pressures. Added five interceptions for 94 yards and a touchdown and deflected eight other passes. Registered 10 fumble recoveries with three TDs. Consensus All-American and All-Big Sky Conference selection as a senior and voted the recipient of school's Pat Norwood Award for Most Inspirational Player. Chosen to wear school's legacy number 37. Was a third-generation football player at Montana as his father, Bryan, lettered from 1989-90, and grandfather, Gene, Jr., lettered from 1963-64.

PERSONAL: Attended Sky (Missoula, Mt.) High School and recorded 72 tackles with 12 sacks as a senior. Named as a Class AA All-State and All-Conference selection as a senior. Also lettered in track. Majored in business management.

TRIPP'S NFL RECORD

Club	Tackles		Sacks			Interceptions										
	G/S	Tkl	So	Ast	QB	Yds	No	Yds	Avg	LG	TD	PD	FF	FR	Yds	
2014 Miami	13/0	1	1	0	0.0	0.0	0	0	0.0	0	0	0	0	0	0	0
2015 Jacksonville	12/1	7	5	2	0.5	4.5	0	0	0.0	0	0	0	0	0	0	0
2016 Seattle	7/1	1	1	0	0.0	0.0	0	0	0.0	0	0	0	0	0	0	0
NFL TOTALS	32/2	9	7	2	0.5	4.5	0	0	0.0	0	0	0	0	0	0	0

TRIPP'S SINGLE-GAME HIGHS

Tackles: 4 vs. Indianapolis (12/13/15)
Interceptions: None
Sacks: None
Forced Fumbles: None
Fumble Recoveries: None
Touchdowns: None

ADDITIONAL STATS


Special Teams Tackles: 2014 (2), 2015 (7); **Career:** (9).

TRIPP'S 2016 SEASON

Signed to Seattle's practice squad on September 5. Signed to Seattle's 53-man roster October 3. **Atl (10/16):** Saw action on special teams. **at Ariz (10/23):** Stepped in at LB in place of KJ Wright (cramps) for two snaps. **at TB (11/27):** Made first start for the Seahawks at OLB and had a solo stop.

TRIPP'S 2016 GAME-BY-GAME

Game	G/S	T	S	A	QB	Yds.	QH	Int.	Yds.	PD	FF	FR	Yds.
Games 1-4			Practice Squad										
Atl (10/16)	1/0		Special Teams Only										
at Ariz (10/23)	1/0	0	0	0	0.0	0.0	0	0	0	0	0	0	0
Games 7-10	4/0		Special Teams Only										
at TB (11/27)	1/1	1	1	0	0.0	0.0	0	0	0	0	0	0	0
Totals	7/1	1	1	0	0.0	0.0	0	0	0	0	0	0	0



46

WILL TUKUAFU

FULLBACK

Height	6-2
Weight	280
College	Oregon
Seasons	NFL 7th, Seahawks 3rd
Born	January 3, 1984
Hometown	Salt Lake City, Utah
Pronunciation	too-koo-AH-foo

NFL TRANSACTIONS:

06/09/10: Signed with Seattle as undrafted FA
 06/22/10: Waived by Seattle
 08/13/10: Signed with San Francisco as FA
 09/04/10: Waived by San Francisco
 09/06/10: Signed to San Francisco PS
 12/18/10: Signed to San Francisco 53-man roster
 10/04/11: Placed on IR by San Francisco
 03/08/12: Signed renegotiated contract with SF
 09/11/13: Placed on IR by San Francisco
 09/17/13: Waived with injury settlement by SF
 12/18/13: Signed with San Francisco as a FA
 08/30/14: Placed on IR by San Francisco
 09/08/14: Released from IR with injury settlement by San Francisco
 10/29/14: Signed by Seattle as FA
 04/01/15: Signed with Seattle as UFA
 08/22/16: Re-signed with Seattle as UFA
 09/03/16: Released by Seattle
 09/13/16: Signed with Seattle as UFA

NFL CAREER HIGHLIGHTS:

- Played in 14 games with one start at fullback in 2015, rushing four times for one yard and his first career touchdown vs. Arizona (11/15) and catching one pass for seven yards and his first career receiving TD at Arizona (1/3/16). Saw time at fullback, tight end and defensive tackle.
- Played in nine games with two starts at fullback in 2014, lead-blocking for Marshawn Lynch. Recorded his first-career rush for two yards (vs. St. Louis, 12/28/14), first-career reception (at Phil., 12/7/14) and first-career start (vs. Oakland, 11/2/14). Also spent time at defensive tackle in four regular season games and two postseason games.
- Saw action in 20 career games with San Francisco from 2010-2013, and additionally six

career playoff appearances with two starts. Versatility has allowed him to play fullback, defensive line and on special teams.

- Made NFL debut and recorded his first career FR on his first career play from scrimmage vs. Seattle on September 11, 2011.

COLLEGE: Played in 39 games (37 starts) for the Ducks, registering 131 tackles, 32.5 TFLs, 14.5 sacks, 4 FFs, 5 FRs and 4 PDs. As a senior, named Second-Team All-Pac-10 by the coaches. Also earned Oregon's Schaffeld Award (outstanding defensive lineman) and Gonyea Award (most inspirational player). Started all 13 games and notched 36 tackles, 6.5 TFLs, 2.5 sacks, FF and FR. In 2008, named Honorable Mention All-Pac-10 by the coaches, starting all 13 games and registering 59 tackles, 17.5 TFLs, 7.5 sacks, 1 FF, 1 FR and 2 PDs. As a sophomore, played in 13 games (11 starts) and recorded 36 tackles, 8.5 TFLs, 4.5 sacks, 2 FFs, 3 FRs and 2 PDs en route to earning the team's Casanova Award (top newcomer) and being named Honorable Mention All-Pac-10 by the coaches. Prior to Oregon, starred at Scottsdale Community College, posting 56 tackles, 24 TFL and 2 FRs in 2005. Earned All-Western States Football League honors and ranked among the top two junior college defensive linemen on the SuperPrep JUCO 100, also listed as the nation's 7th-best junior college prospect by Rivals.com.

PERSONAL: Attended East (Salt Lake City, Utah) High School and earned all-region honors as a junior and senior. Also lettered in basketball. Initially signed a letter of intent to BYU before going on a two-year LDS mission. Married to wife, Krystal. One of 16 children, he has 10 brothers and 5 sisters. Majored in political science.

TUKUAFU'S NFL RECORD

Club	G/S	No	Rushing				Att	Receiving			
			Yds	Avg	LG	TD		Yds	Avg	LG	TD
2010 San Francisco	0/0	0	0	0.0	0	0	0	0.0	0	0	0
2011 San Francisco	4/0	0	0	0.0	0	0	0	0.0	0	0	0
2012 San Francisco	14/0	0	0	0.0	0	0	0	0.0	0	0	0
2013 San Francisco	2/0	0	0	0.0	0	0	0	0.0	0	0	0
2014 Seattle	9/2	1	2	2.0	2	1	4	4.0	4	0	0
2015 Seattle	14/1	4	1	0.3	4	1	7	7.0	7t	1	1
2016 Seattle	6/1	2	2	1.0	2	0	0	0.0	0	0	0
NFL TOTALS	49/4	7	6	0.9	4	1	2	11	5.5	7t	1

POSTSEASON

Club	G/S	No	Rushing				Att	Receiving				
			Yds	Avg	LG	TD		Yds	Avg	LG	TD	
2011 San Francisco			Injured Reserve									
2012 San Francisco	3/0	0	0	0.0	0	0	0	0.0	0	0	0	
2013 San Francisco	3/2	0	0	0.0	0	1	2	2.0	2	0	0	
2014 Seattle	3/0	0	0	0.0	0	1	8	8.0	8	0	0	
2015 Seattle	1/1	0	0	0.0	0	0	0	0.0	0	0	0	
NFL TOTALS	10/3	0	0	0.0	0	0	2	10	5.0	9	0	

TUKUAFU'S SINGLE-GAME HIGHS

RUSHING

Rush Attempts: 2 vs. Arizona (11/15/15)

Rushing Yards: 4 at Minnesota (12/6/15)

Longest Rush: 4 at Minnesota (12/6/15)

Rushing Touchdowns: 1 vs. Arizona (11/15/15)

RECEIVING

Receptions: 1, 2 Times, Last at Arizona (1/3/16)

Receiving Yards: 7 at Arizona (1/3/16)

Longest Reception: 7 at Arizona (1/3/16)

Receiving Touchdowns: 1 at Arizona (1/3/16)

TUKUAFU'S ADDITIONAL STATS

Defensive Tackles: 2010 (0), 2011 (2, FR), 2012 (13), 2013 (1), 2014 (1), 2015 (0); **Career** (17, FR).

Special Teams Tackles: 2015 (1); **Career** (1).

Kickoff Returns: 2015 (1 for 16 yards).

Postseason Defensive Tackles: 2014 (1); **Career** (1).

TUKUAFU'S NFL RECORD


2014	Opponent	-----Rushing-----					-----Receiving-----					Total
		Att	Yds	Avg	LG	TD	Rec	Yds	Avg	LG	TD	
11/02	Oakland	0	0	0.0	0	0	0	0	0.0	0	0	0
11/09	NY Giants	0	0	0.0	0	0	0	0	0.0	0	0	0
11/16	at Kansas City	0	0	0.0	0	0	0	0	0.0	0	0	0
11/23	Arizona	0	0	0.0	0	0	0	0	0.0	0	0	0
11/27	at San Francisco	0	0	0.0	0	0	0	0	0.0	0	0	0
12/07	at Philadelphia	0	0	0.0	0	0	1	4	4.0	4	0	4
12/14	San Francisco	0	0	0.0	0	0	0	0	0.0	0	0	0
12/21	at Arizona	0	0	0.0	0	0	0	0	0.0	0	0	0
12/28	St. Louis	1	2	2.0	2	0	0	0	0.0	0	0	0
TOTALS (9/2)		1	2	2.0	2	0	1	4	4.0	4	0	4
1/10	Carolina	0	0	0.0	0	0	0	0	0.0	0	0	0
1/18	Green Bay	0	0	0.0	0	0	1	8	8.0	8	0	8
2/1	New England	0	0	0.0	0	0	0	0	0.0	0	0	0
TOTALS (3/0)		0	0	0.0	0	0	1	8	8.0	8	0	8

2015	Opponent	-----Rushing-----					-----Receiving-----					Total
		Att	Yds	Avg	LG	TD	Rec	Yds	Avg	LG	TD	
Games 1-2		Inactive										
9/27	Chicago	0	0	0.0	0	0	0	0	0.0	0	0	0
10/05	Detroit	0	0	0.0	0	0	0	0	0.0	0	0	0
10/11	at Cincinnati	0	0	0.0	0	0	0	0	0.0	0	0	0
10/18	Carolina	0	0	0.0	0	0	0	0	0.0	0	0	0
10/22	at San Francisco	0	0	0.0	0	0	0	0	0.0	0	0	0
11/01	at Dallas	0	0	0.0	0	0	0	0	0.0	0	0	0
11/15	Arizona	2	2	1.0	1t	1	0	0	0.0	0	0	2
11/22	San Francisco	0	0	0.0	0	0	0	0	0.0	0	0	0
11/29	Pittsburgh	0	0	0.0	0	0	0	0	0.0	0	0	0
12/06	at Minnesota	1	4	4.0	4	0	0	0	0.0	0	0	4
12/13	at Baltimore	0	0	0.0	0	0	0	0	0.0	0	0	0
12/20	Cleveland	0	0	0.0	0	0	0	0	0.0	0	0	0
12/27	St. Louis	1	-5	-5.0	-5	0	0	0	0.0	0	0	-5
1/03	at Arizona	0	0	0.0	0	0	1	7	7.0	7t	1	7
TOTALS (14/1)		4	1	0.3	4	1	1	7	7.0	7t	1	8
1/10	at Minnesota	0	0	0.0	0	0	0	0	0.0	0	0	0
1/17	at Carolina	Inactive (Hamstring)										
TOTALS (1/1)		0	0	0.0	0	0	0	0	0.0	0	0	0

TUKUAFU'S 2016 SEASON

Signed by Seattle on September 13. Was released September 20. Re-signed October 26. **at LA (9/18):** Saw action at FB. **at TB (11/27):** Started first game of the season at FB and also saw limited action at DT.

2016	Opponent	-----Rushing-----					-----Receiving-----					Total
		Att	Yds	Avg	LG	TD	Rec	Yds	Avg	LG	TD	
9/11	Miami	Not on Roster										
9/18	at L.A.	0	0	0.0	0	0	0	0	0.0	0	0	0
Games 3-6		Not on Roster										
10/30	at New Orleans	0	0	0.0	0	0	0	0	0.0	0	0	0
11/7	Buffalo	0	0	0.0	0	0	0	0	0.0	0	0	0
11/13	at New England	0	0	0.0	0	0	0	0	0.0	0	0	0
11/20	Philadelphia	1	2	2.0	2	0	0	0	0.0	0	0	2
11/27	at Tampa Bay	1	0	0.0	0	0	0	0	0.0	0	0	0
TOTALS (6/1)		2	2	1.0	2	0	0	0	0.0	0	0	2



54

BOBBY WAGNER

LINEBACKER

Height 6-0
Weight 245
College Utah State
Seasons NFL 5th, Seahawks 5th
Born June 27, 1990
Hometown Ontario, Calif.

WAGNER'S NFL RECORD

Club	G/S	Tackles			Sacks		Interceptions			LG	TD	PD	FF	FR	Yds
		Tkl	So	Ast	QB	Yds	No	Yds	Avg						
2012 Seattle	16/15	140	86	54	2.0	11.0	3	55	18.3	45	0	4	0	0	0
2013 Seattle	14/14	119	71	48	5.0	36.5	2	9	4.5	9	0	6	0	1	0
2014 Seattle	11/11	104	67	37	2.0	13.0	0	0	0.0	0	0	3	0	0	0
2015 Seattle	15/15	114	67	47	0.5	4.5	0	0	0.0	0	0	7	2	3	55
2016 Seattle	11/11	118	64	54	2.5	20.0	1	9	9.0	9	0	2	0	0	0
NFL TOTALS	67/66	595	355	240	12.0	85.0	6	73	12.2	45	0	22	2	4	55

POSTSEASON

Club	G/S	Tackles			Sacks		Interceptions			LG	TD	PD	FF	FR	Yds
		Tkl	So	Ast	QB	Yds	No	Yds	Avg						
2012 Seattle	2/2	17	12	5	0.0	0.0	1	4	4.0	4	0	1	0	0	0
2013 Seattle	3/3	34	17	17	0.0	0.0	0	0	0.0	0	0	1	0	0	0
2014 Seattle	3/3	31	16	15	0.0	0.0	1	0	0.0	0	0	1	0	0	0
2015 Seattle	2/2	20	12	8	0.0	0.0	0	0	0.0	0	0	0	0	0	0
NFL TOTALS	10/10	102	57	45	0.0	0.0	2	4	4.0	4	0	3	0	0	0

WAGNER'S SINGLE-GAME HIGHS

Tackles: 16, Buffalo (11/7/16) **Sacks:** 1.5, 2 Times, Last at NY Giants (12/15/13)
Forced Fumbles: 1 vs. Pittsburgh (11/29/15) **Interceptions:** 2, vs. Arizona (12/9/12)
Fumble Recoveries: 1, 4 Times, Last at Balt. (12/13/15) **Touchdowns:** 1, 2 Times, Last FR vs. Ari. (11/15/15)

ADDITIONAL STATS

Special Teams Tackles: 2016 (Block FG); **Career:** (Block FG).

WAGNER'S 2016 SEASON

Leads the NFL with 108 tackles. **SF (9/25):** Had sixth-career interception and it led to a field goal. **at NYJ (10/2):** Led team with a season-high 11 tackles, including a sack. **Atl (10/16):** Tied a career high with 14 tackles, including two QB hits. **at Ariz (10/23):** Led team with 13 tackles and blocked a FG after leaping over the snapper. **at NO (10/30):** Set career high with 15 tackles (11 solo). **Buf (11/7):** Set career high for second-straight week in tackles with 16 (8 solo). Also recorded half of a sack. **Phi (11/20):** Led team with 15 tackles and posted a QB sack. Became first player in team history to record five-straight 100-tackle seasons.

WAGNER'S 2016 GAME-BY-GAME

Game	G/S	T	S	A	QB	Yds.	QH	Int.	Yds.	PD	FF	FR	Yds.
Miami (9/11)	1/1	6	6	0	0.0	0.0	2	0	0	0	0	0	0
at L.A. (9/18)	1/1	8	5	3	0.0	0.0	1	0	0	0	0	0	0
SF (9/25)	1/1	6	0	6	0.0	0.0	0	1	9	2	0	0	0
at NYJ (10/2)	1/1	10	6	4	1.0	6.0	2	0	0	0	0	0	0
Atl (10/16)	1/1	14	3	11	0.0	0.0	2	0	0	0	0	0	0
at Ariz (10/23)	1/1	13	12	1	0.0	0.0	1	0	0	0	0	0	0
at NO (10/30)	1/1	15	11	4	0.0	0.0	1	0	0	0	0	0	0
Buf (11/7)	1/1	16	8	8	0.5	5.0	3	0	0	0	0	0	0
at NE (11/13)	1/1	5	2	3	0.0	0.0	0	0	0	0	0	0	0
Phi (11/20)	1/1	15	5	10	1.0	9.0	1	0	0	0	0	0	0
at TB (11/27)	1/1	10	6	4	0.0	0.0	0	0	0	0	0	0	0
Totals	11/11	118	64	54	2.5	20.0	13	1	9	2	0	0	0



73

J'MARCUS WEBB

TACKLE

Height	6-7
Weight	331
College	West Texas A&M
Seasons	NFL 7th, Seahawks 1st
Born	August 8, 1988
Hometown	Fort Worth, Texas



86

BRANDON WILLIAMS

TIGHT END

Height	6-3
Weight	247
College	Oregon
Seasons	NFL 4th, Seahawks 1st
Born	October 12, 1987
Hometown	Merriquette, Ill.

WEBB'S NFL RECORD

Year	Team	GP/GS	Postseason
2010	Chicago	14/12	2/2
2011	Chicago	16/16	
2012	Chicago	16/16	
2013	Minn.	8/1	
2014	Minn.	1/0	
2015	Oakland	16/16	
2016	Seattle	9/3	
NFL TOTALS	—	80/64	2/2

WEBB'S 2016 SEASON

Was released on November 22. **Mia (9/11)**: Started at RG in place of Germain Ifedi (ankle). **at LA (9/18)**: Started at RG. **SF (9/25)**: Started at RG. **at NYJ (10/2)**: Saw action on special teams. **Atl (10/16)**: Saw action as an extra lineman in goal line package. **at Ariz (10/23)**: Saw action on special teams. **at NO (10/30)**: Saw action on special teams. **at NE (11/13)**: Saw action on special teams and in goal-line package. **Phi (11/20)**: Inactive.

B. WILLIAMS' NFL RECORD

RECEIVING							
	Club	G/S	No	Yds	Avg	LG	TD
2013	Carolina	9/0	0	0	0.0	0	0
2014	Carolina	14/0	4	44	11.0	16	0
2015	Carolina	2/0	0	0	0.0	0	0
	Miami	4/0	0	0	0.0	0	0
2016	Seattle	11/1	1	16	16.0	16	0
NFL TOTALS	—	40/1	5	60	12.0	16	0
POSTSEASON							
	Club	G/S	No	Yds	Avg	LG	TD
2013	Carolina	1/0	0	0	0.0	0	0
2014	Carolina	2/0	0	0	0.0	0	0
NFL TOTALS	—	3/0	0	0	0.0	0	0

B. WILLIAMS' SINGLE-GAME HIGHS

Receptions: 2 at Green Bay (10/19/14) **Receiving Yards:** 22 at Green Bay (10/19/14)
Touchdowns: None **Longest Reception:** 16, 2 Times, Last vs. Buffalo (11/7/16)

B. WILLIAMS' ADDITIONAL STATS

Kickoff Returns: 2014 (3 for 36 yards, 12.0 avg., 19 long), 2016 (1 for 12 yards, 12.0 avg.); **Career:** (4 for 48, 12.0 avg., 19 long).
Special Teams Tackles: 2013 (1), 2014 (1), 2015 (1), 2016 (2); **Career** (5).
Postseason Special Teams Tackles: 2014 (1); **Career** (1).

B. WILLIAMS' 2016 SEASON

at LA (9/18): Started when team opened in a 3-TE set.

2016	Opponent	No	Yds	Avg	LG	TD
9/11	Miami	0	0	0.0	0	0
9/18	at L.A.	0	0	0.0	0	0
9/25	SF	0	0	0.0	0	0
10/2	at NYJ	0	0	0.0	0	0
10/16	Atlanta	0	0	0.0	0	0
10/23	at Arizona	0	0	0.0	0	0
10/30	at New Orleans	0	0	0.0	0	0
11/7	Buffalo	1	16	16.0	16	0
11/13	at New England	0	0	0.0	0	0
11/20	Philadelphia	0	0	0.0	0	0
11/27	at Tampa Bay	0	0	0.0	0	0
TOTALS (11/1)	—	1	16	16.0	16	0



82

LUKE WILLSON

TIGHT END

Height 6-5
Weight 252
College Rice
Seasons NFL 4th, Seahawks 4th
Born January 15, 1990
Hometown Lasalle, Ontario, Can.

WILLSON'S NFL RECORD

RECEIVING							
Club	G/S	No	Yds	Avg	LG	TD	
2013 Seattle	16/7	20	272	13.6	39t	1	
2014 Seattle	15/10	22	362	16.5	80t	3	
2015 Seattle	14/7	17	213	12.5	24	1	
2016 Seattle	7/5	8	73	9.1	19	0	
NFL TOTALS	52/29	67	920	13.7	80t	5	

POSTSEASON							
Club	G/S	No	Yds	Avg	LG	TD	
2013 Seattle	3/0	2	17	8.5	12	0	
2014 Seattle	3/3	6	79	13.2	29	1	
2015 Seattle	1/1	4	54	13.5	22	0	
NFL TOTALS	7/4	12	150	12.5	29	1	

WILLSON'S SINGLE-GAME HIGHS

Receptions: 5 vs. Jacksonville (9/22/13) Receiving Yards: 139 at Arizona (12/21/14)
Touchdowns: 2 at Arizona (12/21/14) Longest Reception: 80t at Arizona (12/21/14)

WILLSON'S 2016 SEASON

Mia (9/11): Started at TE. **at LA (9/18):** Started when team opened in a 3-TE set. **at NYJ (10/2):** Started in 2-TE set. **Atl (10/16):** Saw action at TE and had a 9-yard reception. Injured knee in fourth quarter during a Michael TD run. **Atl (10/16):** Inactive (knee). **at Ariz (10/23):** Inactive (knee). **at NO (10/30):** Inactive (knee). **Buf (11/7):** Inactive (knee). **at NE (11/13):** Inactive (knee). **Phi (11/20):** Returned from knee injury to start in 2-TE set and had a 12-yard reception and a late onside kick recovery. **at TB (11/27):** Had one reception but left the game with a knee injury.

WILLSON'S GAME-BY-GAME

-----Receiving-----							-----Receiving-----						
2013	Opponent	No	Yds	Avg	LG	TD	2014	Opponent	No	Yds	Avg	LG	TD
9/8	at Carolina	0	0	0.0	0	0	9/04	Green Bay	1	1	1.0	1	0
9/15	San Francisco	0	0	0.0	0	0	9/14	at San Diego	0	0	0.0	0	0
9/22	Jacksonville	5	76	15.2	35	0	9/21	Denver	0	0	0.0	0	0
9/29	at Houston	0	0	0.0	0	0	10/06	at Washington	3	28	9.3	19	0
10/6	at Indianapolis	2	28	14.0	17	0	10/12	Dallas	2	11	5.5	10	0
10/13	Tennessee	2	17	8.5	14	0	10/19	at St. Louis	Inactive (groin)				
10/17	at Arizona	1	23	23.0	23	0	10/26	at Carolina	1	23	23.0	23t	1
10/28	at St. Louis	0	0	0.0	0	0	11/02	Oakland	1	16	16.0	16	0
11/3	Tampa Bay	0	0	0.0	0	0	11/09	NY Giants	0	0	0.0	0	0
11/10	at Atlanta	1	19	19.0	19	0	11/16	at Kansas City	3	51	17.0	27	0
11/17	Minnesota	1	7	7.0	7	0	11/23	Arizona	1	21	21.0	21	0
12/2	New Orleans	1	2	2.0	2	0	11/27	at San Francisco	4	39	9.8	15	0
12/8	at San Francisco	3	70	23.3	39t	1	12/07	at Philadelphia	1	1	1.0	1	0
12/15	at NY Giants	2	23	11.5	15	0	12/14	San Francisco	0	0	0.0	0	0
12/22	Arizona	1	3	3.0	3	0	12/21	at Arizona	3	139	46.3	80t	2
12/29	St. Louis	1	4	4.0	4	0	12/28	St. Louis	2	32	16.0	28	0
TOTALS (16/7)		20	272	13.6	39t	1	TOTALS (15/10)		22	362	16.5	80t	3
1/11	New Orleans	0	0	0.0	0	0	1/10	Carolina	4	68	17.0	29	1
1/19	San Francisco	0	0	0.0	0	0	1/18	Green Bay	2	11	5.5	8	0
2/2	Denver	2	17	8.5	12	0	2/1	New England	0	0	0.0	0	0
Playoff Totals (3/0)		2	17	8.5	12	0	TOTALS (3/3)		6	79	13.2	29	1

-----Receiving-----													
2015	Opponent	No	Yds	Avg	LG	TD	2016	Opponent	No	Yds	Avg	LG	TD
9/13	at St. Louis	0	0	0.0	0	0	9/11	Miami	2	26	13.0	19	0
9/20	at Green Bay	2	36	18.0	24	0	9/18	at L.A.	1	6	6.0	6	0
9/27	Chicago	Inactive (Back)					9/25	San Francisco	2	9	4.5	7	0
10/05	Detroit	2	15	7.5	9	0	10/2	at N.Y. Jets	0	0	0.0	0	0
10/11	at Cincinnati	2	17	8.5	9	0	10/16	Atlanta	1	9	9.0	9	0
10/18	Carolina	1	16	16.0	16	0	Games 6-9						
10/22	at San Francisco	0	0	0.0	0	0	11/20	Philadelphia	1	12	12.0	12	0
11/01	at Dallas	2	41	20.5	22t	1	11/27	at Tampa Bay	1	11	11.0	11	0
11/15	Arizona	0	0	0.0	0	0	TOTALS (7/5)		8	73	9.1	19	0
11/22	San Francisco	2	15	7.5	10	0							
11/29	Pittsburgh	1	12	12.0	12	0							
12/06	at Minnesota	2	36	18.0	22	0							
12/13	at Baltimore	1	8	8.0	8	0							
12/20	Cleveland	2	17	8.5	11	0							
12/27	St. Louis	0	0	0.0	0	0							
1/03	at Arizona	Inactive (Concussion)											
TOTALS (14/7)		17	213	12.5	24	1							
1/10	at Minnesota	Inactive (Concussion)											
1/17	at Carolina	4	54	13.5	22	0							
TOTALS (1/1)		4	54	13.5	22	0							



3

RUSSELL WILSON

QUARTERBACK

Height	5-11
Weight	215
College	Wisconsin
Seasons	NFL 5th, Seahawks 5th
Born	November 29, 1988
Hometown	Richmond, Va.

WILSON'S NFL RECORD

PASSING												
Year	Club	G/S	Att	Comp	Yds	Pct	TD	Int	LG	Sacked	Rate	
2012	Seattle	16/16	393	252	3,118	64.1	26	10	67	33/203	100.0	
2013	Seattle	16/16	407	257	3,357	63.1	26	9	80t	44/272	101.2	
2014	Seattle	16/16	452	285	3,475	63.1	20	7	80t	42/242	95.0	
2015	Seattle	16/16	483	329	4,024	68.1	34	8	80t	45/265	110.1	
2016	Seattle	11/11	368	238	2,865	64.7	11	4	59	26/205	93.9	
NFL TOTALS		75/75	2,103	1,361	16,839	64.7	117	38	80t	190/1,187	100.4	

RUSHING							
Year	Club	G/S	Att	Yds	Avg	LG	TD
2012	Seattle	16/16	94	489	5.2	25t	4
2013	Seattle	16/16	96	539	5.6	27	1
2014	Seattle	16/16	118	849	7.2	55	6
2015	Seattle	16/16	103	553	5.4	24	1
2016	Seattle	11/11	47	159	3.4	17	1
NFL TOTALS		75/75	458	2,589	5.7	55	13

POSTSEASON

PASSING												
Year	Club	G/S	Att	Comp	Yds	Pct	TD	Int	LG	Sacked	Rate	
2012	Seattle	2/2	62	39	572	62.9	3	1	34	7/48	101.0	
2013	Seattle	3/3	68	43	524	63.2	3	0	51	7/22	101.6	
2014	Seattle	3/3	72	41	724	56.9	6	5	63t	10/58	81.9	
2015	Seattle	2/2	74	44	508	59.5	4	3	35	7/54	81.4	
NFL TOTALS		10/10	276	167	2,328	60.5	16	9	63t	31/182	93.4	

RUSHING							
Year	Club	G/S	Att	Yds	Avg	LG	TD
2012	Seattle	2/2	15	127	8.5	17	1
2013	Seattle	3/3	11	42	3.8	16	0
2014	Seattle	3/3	17	86	5.1	17	1
2015	Seattle	2/2	8	53	6.6	14	0
NFL TOTALS		10/10	51	308	6.0	28	2

WILSON'S 2016 SEASON

Mia (9/11): Led team to 19th-career win when trailing or tied in the fourth quarter or OT, this after injuring his right ankle in the third quarter. Connected with Baldwin on a 2-yard TD with :31 remaining to give Seattle a 12-10 lead. Attempted a career-high 43 passes. **at LA (9/18):** Returned to start despite suffering an ankle sprain the previous week. **SF (9/25):** Passed for 233 yards in the first half, second-highest total of career for the half. Left the game mid-way through the third quarter with a knee sprain. **at NYJ (10/2):** Passed for season-best 309 yards to go along with three TDs and no INTs. **at NE (11/13):** Passed for a career-high 348 yards and three TDs with no INTs. Was the 12th time of career to pass for three or more TDs and no INTs. Was the fourth time of career to pass for 300 yards with three or more TDs and no INTs. Led the team on scoring drives seven of nine possessions, not counting the final two-play drive that ran out the clock. **Phi (11/20):** Hauled in a 15-yard TD reception on an end-around pass from Doug Baldwin. Was the first TD reception by a QB in club history.

WILSON'S GAME-BY-GAME

2016 PASSING												
Date	Opponent	P/S	Att	Com	Yds	Pct	TD	Int	LG	Sacked	W/L	Rating
09/11	Miami	(S)	43	27	258	62.8	1	1	24	3/18	W	77.5
09/18	at L.A.	(S)	35	22	254	62.9	0	0	53	2/15	L	84.7
09/25	San Francisco	(S)	23	15	243	65.2	1	0	59	2/17	W	114.9
10/02	at N.Y. Jets	(S)	32	23	309	71.9	3	0	42t	2/21	W	133.5
10/16	Atlanta	(S)	37	25	270	67.6	0	0	25	1/9	W	88.8
10/23	at Arizona	(S)	37	24	225	64.9	0	0	31	1/20	T	81.5
10/30	at New Orleans	(S)	34	22	253	64.7	0	1	27	1/11	L	74.8
11/07	Buffalo	(S)	26	20	282	76.9	2	0	50	4/37	W	137.0
11/13	at New England	(S)	37	25	348	67.6	3	0	39	3/24	W	124.6
11/20	Philadelphia	(S)	31	18	272	58.1	1	0	44	1/0	W	97.8
11/27	at Tampa Bay	(S)	33	17	151	51.5	0	2	21	6/33	L	38.8
TOTALS		(11/11)	368	238	2,865	64.7	11	4	59	26/205	7-3-1	93.9

W/L record reflects games started only

2016 RUSHING									
Date	Opponent	P/S	Att	Yds	Avg	LG	TD		
09/11	Miami	1/1	4	16	4.0	9	0		
09/18	at L.A.	1/1	5	14	2.8	8	0		
09/25	San Francisco	1/1	1	3	3.0	3	0		
10/02	at N.Y. Jets	1/1	5	-5	-1.0	2	0		
10/16	Atlanta	1/1	6	7	1.2	6	0		
10/23	at Arizona	1/1	1	-2	-2.0	-2	0		
10/30	at New Orleans	1/1	3	11	3.7	5	0		
11/07	Buffalo	1/1	3	10	3.3	8	1		
11/13	at New England	1/1	3	6	2.0	6	0		
11/20	Philadelphia	1/1	8	19	2.4	7	0		
11/27	at Tampa Bay	1/1	8	80	10.0	17	0		
TOTALS		(11/11)	47	159	3.4	17	1		

SINGLE-GAME HIGHS

Attempts:	43 vs. Miami	(9/11/16)
Completions:	32 at St. Louis	(9/13/15)
Completion %:*	82.8 vs. San Francisco (24/29)	(11/22/15)
Yards:	348 at New England	(11/13/16)
Longest, No TD:	67 vs. Arizona	(12/9/12) to Anthony McCoy
Longest TD:	80t, 3 Times, Last vs. Pittsburgh	(11/29/15) to Doug Baldwin
Most TDs:	5, 2 Times, Last at Baltimore	(12/13/15)
Highest Pass Rating (Home):	151.4 vs. Minnesota	(11/17/13)
Highest Pass Rating (Away):	146.0 at Minnesota	(12/6/15)
Interceptions:	3 at St. Louis	(9/30/12)
Rushes:	14 vs. N.Y. Giants	(10/6/13)
Rushing Yds.:	122** at Washington	(10/6/13)
Longest Rush:	55**, at Arizona	(12/21/14)
Rushing TD:	3 at Buffalo	(12/16/12)

*Min. 20 attempts **Club record by QB

R. WILSON'S ADDITIONAL STATS

Receiving: 2014: (1 for 17 yards); 2016: (2 for 14 yards, 7.0 avg., 15 long (TD), 1 TD); **Career:** (3 for 31 yards, 10.3 avg., 17 long, 1 TD)

WINNING WAYS

MOST REGULAR SEASON WINS AMONG QBS - FIRST FOUR SEASONS

Player	Team	No.
Russell Wilson	Seattle	46
Joe Flacco	Baltimore	44
Matt Ryan	Atlanta	43
Dan Marino	Miami	41
Andy Dalton	Cincinnati	40

MOST TD PASSES THROUGH FIRST FOUR SEASONS

Player	Team	No.
Dan Marino	Miami	142
Peyton Manning	Indianapolis	111
Russell Wilson	Seattle	106
Andrew Luck	Indianapolis	101
Andy Dalton	Cincinnati	99
Kurt Warner	St. Louis	98

4TH-QUARTER WINS - 21 (BEHIND OR TIED IN 4TH QUARTER)

Date	Opp	Situation	Result	Play/Drive & Time Remaining
09/24/12	GB	Behind 12-7	Won 14-12	24 yd TD pass as time expired
10/14/12	NE	Behind 23-17	Won 24-23	46 yd TD pass @ 1:18
12/02/12	at Chi	Behind 14-10		14 yd TD pass @ :24
		Tied 17-17	Won 23-17 (ot)	13 yd TD pass @ 7:33 in OT
12/30/12	StL	Tied 13-13	Won 20-13	1 yd TD run @ 1:39
01/06/13*	at Wash	Behind 14-13	Won 24-14	TD drive @ 7:08
09/08/13	at Car	Behind 7-6	Won 12-7	43 yd TD pass at 10:13
09/29/13	at Hou	Behind 20-6	Won 23-20 (ot)	45 yd FG @ 3:19 in OT
10/13/13	Tenn	Tied 10-10	Won 20-13	Lynch 3-yd TD run @ 7:33
11/03/13	TB	Behind 24-14	Won 27-24 (ot)	27 yd FG @ 8:11 in OT
01/19/14*	SF	Behind 17-13	Won 23-17	35-yd TD pass @ 13:44
09/21/14	Den	Tied 20-20	Won 26-20 (ot)	TD drive @ 9:14 in OT
10/26/14	at Car	Behind 9-6	Won 13-9	23-yd TD pass @ 0:47
11/09/14	NYG	Tied 17-17	Won 38-17	TD drive @ 12:47
12/28/14	StL	Tied 6-6	Won 20-6	TD drive @ 12:07
01/18/15*	GB	Tied 22-22	Won 28-22	35-yd TD pass @ 11:41 in OT
11/01/15	at Dal	Behind 12-10	Won 13-12	24-yard FG drive @ 1:04
11/29/15	Pitt	Behind 27-26	Won 39-30	30-yd TD pass @ 8:12
01/10/16*	at Minn	Behind 9-0	Won 10-9	46-yd FG drive @ 8:04
09/11/16	Miami	Behind 10-6	Won 12-10	2-yd TD pass @ :31
10/16/16	Atlanta	Behind 24-17	Won 26-24	44-yd FG @ 1:57
11/13/16	at NE	Behind 24-22	Won 31-24	23-yd FG @ 8:56 (25-24 lead)

*Playoffs

WILSON'S GAME-BY-GAME

2012

Date	Opponent	P/S	Att	Com	Yds	Pct	TD	Int	LG	Sacked	W/L Rating
09/09	at Arizona	(S)	34	18	153	52.9	1	1	27	3/14	L 62.5
09/16	Dallas	(S)	20	15	151	75.0	1	0	22t	2/18	W 112.7
09/24	Green Bay	(S)	21	10	130	47.6	2	0	41t	1/19	W 99.3
09/30	at St. Louis	(S)	25	17	160	68.0	0	3	17	2/20	L 45.8
10/07	at Carolina	(S)	25	19	221	76.0	1	2	30	2/9	W 82.3
10/14	New England	(S)	27	16	293	59.3	3	0	51	2/10	W 133.7
10/18	at San Francisco	(S)	23	9	122	39.1	0	1	36	2/7	L 38.7
10/28	at Detroit	(S)	35	25	236	71.4	2	1	19	0/0	L 96.8
11/04	Minnesota	(S)	24	16	173	66.7	3	0	23	1/8	W 127.3
11/11	N.Y. Jets	(S)	19	12	188	63.2	2	0	38t	4/22	W 131.0
11/25	at Miami	(S)	27	21	224	77.8	2	0	32	2/8	L 125.9
12/02	at Chicago	(S)	37	23	293	62.2	2	0	49	2/0	W 104.9
12/09	Arizona	(S)	13	7	148	53.8	1	1	67	1/7	W 88.0
12/16	at Buffalo	(S)	23	14	205	60.9	1	0	44	2/9	W 104.4
12/23	San Francisco	(S)	21	15	171	71.4	4	1	43	1/1	W 115.3
12/30	St. Louis	(S)	19	15	250	78.9	1	0	49	6/41	W 136.3
TOTALS		(16/16)	393	252	3,118	64.1	26	10	67	33/203	11-5 100.0
01/06/13	at Washington	(S)	26	15	187	57.7	1	0	33	5/31	W 92.9
01/13/13	at Atlanta	(S)	36	24	385	66.7	2	1	34	2/17	L 109.1
PLAYOFF TOTALS		(2/2)	62	39	572	62.9	3	1	34	7/48	1-1 101.0

W/L record reflects games started only



2012

RUSHING

Date	Opponent	P/S	Att	Yds	Avg	LG	TD
09/09	at Arizona	(S)	8	20	2.5	5	0
09/16	Dallas	(S)	4	28	7.0	14	0
09/24	Green Bay	(S)	3	18	6.0	12	0
09/30	at St. Louis	(S)	7	14	2.0	8	0
10/07	at Carolina	(S)	5	12	2.4	9	0
10/14	New England	(S)	5	17	3.4	9	0
10/18	at San Francisco	(S)	3	10	3.3	9	0
10/28	at Detroit	(S)	1	9	9.0	9	0
11/04	Minnesota	(S)	9	27	3.0	13	0
11/11	N.Y. Jets	(S)	7	34	4.9	18	0
11/25	at Miami	(S)	5	38	7.6	20	0
12/02	at Chicago	(S)	9	71	7.9	13	0
12/09	Arizona	(S)	3	12	4.0	6	0
12/16	at Buffalo	(S)	9	92	10.2	25t	3
12/23	San Francisco	(S)	6	29	4.8	9	0
12/30	St. Louis	(S)	10	58	5.8	15	1
TOTALS		(16/16)	94	489	5.2	25t	4
01/06/13	at Washington	(S)	8	67	8.4	28	0
01/13/13	at Atlanta	(S)	7	60	8.6	17	1
PLAYOFF TOTALS		(2/2)	15	127	8.5	28	1

WILSON'S GAME-BY-GAME

		PASSING									
Date	Opponent	P/S	Att	Com	Yds	Pct	TD	Int	LG	Sacked	W/L Rating
09/08	at Carolina	(S)	33	25	320	75.8	1	0	43t	2/20	W 115.7
09/15	San Francisco	(S)	19	8	142	42.1	1	1	51	4/24	W 63.9
09/22	Jacksonville	(S)	21	14	202	66.7	4	1	30	2/8	W 117.5
09/29	at Houston	(S)	23	12	123	52.2	0	1	24	5/32	W 49.7
10/06	at Indianapolis	(S)	31	15	210	48.4	2	1	28t	2/5	L 78.7
10/13	Tennessee	(S)	31	23	257	74.2	0	0	55	2/4	W 98.5
10/17	at Arizona	(S)	29	18	235	62.1	3	0	32	3/26	W 122.1
10/28	at St. Louis	(S)	18	10	139	55.6	2	0	80t	7/48	W 117.6
11/03	Tampa Bay	(S)	26	19	217	73.1	2	2	28	0/0	W 91.3
11/10	at Atlanta	(S)	26	19	287	73.1	2	0	46	1/8	W 134.6
11/17	Minnesota	(S)	18	13	230	72.2	2	0	44	1/6	W 151.4
12/02	New Orleans	(S)	30	22	310	73.3	3	0	60	1/8	W 139.6
12/08	at San Francisco	(S)	25	15	199	60.0	1	1	39t	2/21	L 81.9
12/15	at NY Giants	(S)	27	18	206	66.7	1	1	30	4/29	W 86.3
12/22	Arizona	(S)	27	11	108	40.7	1	1	28	4/19	L 49.6
12/29	St. Louis	(S)	23	15	172	65.2	1	0	47t	4/14	W 102.1
TOTALS	(16/16)		407	257	3,357	63.1	26	9	80t	44/272	13-3 101.2
01/11	New Orleans	(S)	18	9	103	50.0	0	0	25	3/0	W 67.6
01/19	San Francisco	(S)	25	16	215	64.0	1	0	51	4/22	W 104.6
02/02	Denver	(S)	25	18	206	72.0	2	0	37	0/0	W 123.1
PLAYOFF TOTALS	(3/3)		68	43	524	63.2	3	0	51	7/22	3-0 101.6

W/L record reflects games started only

2013 RUSHING

Date	Opponent	P/S	Att	Yds	Avg	LG	TD
09/08	at Carolina	(S)	5	7	1.4	7	0
09/15	San Francisco	(S)	10	33	3.3	11	0
09/22	Jacksonville	(S)	2	14	7.0	10	0
09/29	at Houston	(S)	10	77	7.7	25	0
10/06	at Indianapolis	(S)	13	102	7.8	22	0
10/13	Tennessee	(S)	10	61	6.1	23	0
10/17	at Arizona	(S)	8	29	3.6	11	0
10/28	at St. Louis	(S)	3	16	5.3	17	0
11/03	Tampa Bay	(S)	6	36	6.0	16	1
11/10	at Atlanta	(S)	3	20	6.7	10	0
11/17	Minnesota	(S)	2	14	7.0	12	0
12/02	New Orleans	(S)	8	47	5.9	15	0
12/08	at San Francisco	(S)	1	2	2.0	2	0
12/15	at NY Giants	(S)	8	50	6.3	16	0
12/22	Arizona	(S)	2	32	16.0	27	0
12/29	St. Louis	(S)	5	-1	-0.2	8	0
TOTALS	(16/16)		96	539	5.6	27	1
01/11	New Orleans	(S)	3	16	5.3	8	0
01/19	San Francisco	(S)	5	0	0.0	3	0
02/02	Denver	(S)	3	26	8.7	16	0
PLAYOFF TOTALS	(3/3)		11	42	3.8	16	0



WILSON'S GAME-BY-GAME

		PASSING									
Date	Opponent	P/S	Att	Com	Yds	Pct	TD	Int	LG	Sacked	W/L Rating
09/04	Green Bay	(S)	28	19	191	67.9	2	0	33t	1/0	W 110.9
09/14	at San Diego	(S)	25	17	202	68.0	2	0	32	2/22	L 119.1
09/21	Denver	(S)	34	24	258	70.6	2	1	39t	3/20	W 99.9
10/06	at Washington	(S)	24	18	201	75.0	2	0	36	3/23	W 127.3
10/12	Dallas	(S)	28	14	126	50.0	0	1	53	2/0	L 47.6
10/19	at St. Louis	(S)	36	23	313	63.9	2	0	49	3/21	L 110.1
10/26	at Carolina	(S)	32	20	199	62.5	1	1	23t	1/8	W 77.5
11/02	Oakland	(S)	35	17	179	48.6	0	0	39	1/2	W 63.9
11/09	NY Giants	(S)	17	10	172	58.8	0	2	60	2/12	W 53.7
11/16	at Kansas City	(S)	32	20	178	62.5	2	0	27	2/10	L 98.2
11/23	Arizona	(S)	22	17	211	77.3	1	0	48	7/42	W 121.6
11/27	at San Francisco	(S)	22	15	236	68.2	1	0	63	4/14	W 118.8
12/07	at Philadelphia	(S)	37	22	263	59.5	2	0	25	2/11	W 99.3
12/14	San Francisco	(S)	24	12	168	50.0	1	1	47	5/30	W 69.4
12/21	at Arizona	(S)	31	20	339	64.5	2	0	80t	1/10	W 122.9
12/28	St. Louis	(S)	25	17	239	68.0	0	1	38	3/17	W 81.9
TOTALS	(16/16)		452	285	3,475	63.1	20	7	80t	42/242	12-4 95.0
01/10	Carolina	(S)	22	15	268	68.2	3	0	63t	2/20	W 149.2
01/18	Green Bay	(S)	29	14	209	48.3	1	4	35t	5/25	W 44.3
02/01	New England	(S)	21	12	247	57.1	2	1	45	3/13	L 110.6
TOTALS	(3/3)		72	41	724	56.9	6	5	63t	10/58	2-1 81.9

W/L record reflects games started only

2014 RUSHING

Date	Opponent	P/S	Att	Yds	Avg	LG	TD
09/04	Green Bay	(S)	7	29	4.1	13	0
09/14	at San Diego	(S)	2	18	9.0	13	0
09/21	Denver	(S)	9	40	4.4	9	0
10/06	at Washington	(S)	11	122*	11.1	29	1
10/12	Dallas	(S)	2	12	6.0	9t	1
10/19	at St. Louis	(S)	7	106	15.1	52	1
10/26	at Carolina	(S)	6	35	5.8	15	0
11/02	Oakland	(S)	8	31	3.9	19	0
11/09	NY Giants	(S)	14	107	7.6	26	1
11/16	at Kansas City	(S)	8	71	8.9	14	0
11/23	Arizona	(S)	10	73	7.3	40	0
11/27	at San Francisco	(S)	7	35	5.0	12	0
12/07	at Philadelphia	(S)	10	48	4.8	26t	1
12/14	San Francisco	(S)	5	27	5.4	19	0
12/21	at Arizona	(S)	6	88	14.7	55*	1
12/29	St. Louis	(S)	6	7	1.2	6	0
TOTALS	(16/16)		118	849	7.2	55	6
01/10	Carolina	(S)	7	22	3.1	14	0
01/18	Green Bay	(S)	7	25	3.6	15	1
02/01	New England	(S)	3	39	13.0	17	0
TOTALS	(3/3)		17	86	5.1	17	1

*Club record by QB



WILSON'S GAME-BY-GAME

2015

PASSING

Date	Opponent	P/S	Att	Com	Yds	Pct	TD	Int	LG	Sacked	W/L	Rating
09/13	at St. Louis	(S)	41	32	251	78.0	1	1	23	6/32	L	90.1
09/20	at Green Bay	(S)	30	19	206	63.3	2	1	32	2/1	L	91.8
09/27	Chicago	(S)	30	20	235	66.7	1	0	30t	4/23	W	101.4
10/05	Detroit	(S)	26	20	287	76.9	1	0	50	6/52	W	125.0
10/11	at Cincinnati	(S)	23	15	213	65.2	1	1	46	4/16	L	91.4
10/18	Carolina	(S)	30	18	241	60.0	1	0	45	4/22	L	96.7
10/22	at San Francisco	(S)	24	18	235	75.0	1	2	43t	5/23	W	84.5
11/01	at Dallas	(S)	30	19	210	63.3	1	1	22t	0/0	W	81.3
11/15	Arizona	(S)	32	14	240	43.8	1	1	40	2/12	L	67.2
11/22	San Francisco	(S)	29	24	260	82.8	3	0	31t	2/7	W	138.6
11/29	Pittsburgh	(S)	30	21	345	70.0	5	0	80t	2/9	W	147.9
12/06	at Minnesota	(S)	27	21	274	77.8	3	0	53t	1/8	W	146.0
12/13	at Baltimore	(S)	32	23	292	71.9	5	0	49t	0/0	W	139.6
12/20	Cleveland	(S)	30	21	249	70.0	3	0	39	2/8	W	128.3
12/27	St. Louis	(S)	41	25	289	61.0	2	1	28	4/36	L	88.4
01/03	at Arizona	(S)	28	19	197	67.9	3	0	36	1/16	W	123.7
TOTALS		(16/16)	483	329	4,024	68.1	34	8	80t	45/265	10-6	110.1
01/10	at Minnesota	(S)	26	13	142	50.0	1	1	35	2/13	W	63.3
01/17	at Carolina	(S)	48	31	366	64.6	3	2	33t	5/41	L	91.1
PLAYOFF TOTALS		(2/2)	74	44	508	59.5	4	3	35	7/54	1-1	81.4

W/L record reflects games started only

2015

RUSHING

Date	Opponent	P/S	Att	Yds	Avg	LG	TD
09/13	at St. Louis	(S)	8	31	3.9	10	0
09/20	at Green Bay	(S)	10	78	7.8	17	0
09/27	Chicago	(S)	6	28	4.7	13	0
10/05	Detroit	(S)	10	40	4.0	15	0
10/11	at Cincinnati	(S)	3	21	7.0	9	0
10/18	Carolina	(S)	8	53	6.6	24	0
10/22	at San Francisco	(S)	7	20	2.9	9	0
11/01	at Dallas	(S)	6	32	5.3	10	0
11/15	Arizona	(S)	6	52	8.7	20	0
11/22	San Francisco	(S)	9	30	3.3	8	0
11/29	Pittsburgh	(S)	4	14	3.5	10	0
12/06	at Minnesota	(S)	9	51	5.7	14	1
12/13	at Baltimore	(S)	1	6	6.0	6	0
12/20	Cleveland	(S)	5	46	9.2	16	0
12/27	St. Louis	(S)	6	38	6.5	21	0
01/03	at Arizona	(S)	5	13	2.6	9	0
TOTALS		(16/16)	103	553	5.4	24	1
01/10	at Minnesota	(S)	5	21	4.2	11	0
01/17	at Carolina	(S)	3	32	10.7	14	0
PLAYOFF TOTALS		(2/2)	8	53	6.6	14	0

*Club record by QB





50

K.J. WRIGHT

LINEBACKER

Height 6-4
Weight 246
College Mississippi State
Seasons NFL 6th, Seahawks 6th
Born July 23, 1989
Hometown Olive Branch, Miss.

WRIGHT'S NFL RECORD

Club	G/S	Tackles			Sacks		Interceptions					LG	TD	PD	FF	FR	Yds
		Tkl	So	Ast	QB	Yds	No	Yds	Avg	LG	TD						
2011 Seattle	16/12	61	46	15	2.0	9.0	0	0	0.0	0	0	2	1	1	1	30	
2012 Seattle	15/15	96	66	30	1.0	13.0	1	24	24.0	24	0	5	1	0	0	0	
2013 Seattle	13/13	80	46	34	1.5	4.5	0	0	0.0	0	0	4	0	1	0	0	
2014 Seattle	16/16	107	74	33	2.0	8.0	0	0	0	0	0	4	2	1	0	0	
2015 Seattle	16/16	116	71	45	1.0	11.0	0	0	0	0	0	3	4	2	4	0	
2016 Seattle	11/11	95	56	39	3.0	7.0	0	0	0	0	0	3	0	0	0	0	
NFL TOTALS	87/83	555	359	196	10.5	52.5	1	24	24.0	24	0	21	8	5	34		

Club	G/S	Tackles			Sacks		Interceptions					LG	TD	PD	FF	FR	Yds
		Tkl	So	Ast	QB	Yds	No	Yds	Avg	LG	TD						
2012 Seattle	2/2	16	8	8	0.0	0.0	0	0	0.0	0	0	2	0	0	0	0	
2013 Seattle	2/1	8	5	3	0.0	0.0	0	0	0.0	0	0	0	0	0	0	0	
2014 Seattle	3/3	23	16	7	0.0	0.0	0	0	0.0	0	0	1	0	0	0	0	
2015 Seattle	2/2	21	11	10	0.5	3.0	0	0	0.0	0	0	0	0	0	0	0	
NFL TOTALS	9/8	68	40	28	0.5	3.0	0	0	0.0	0	0	3	0	0	0	0	

WRIGHT'S SINGLE-GAME HIGHS

Tackles: 13, vs. Oakland (11/2/14) **Forced Fumbles:** 1, 8 Times, Last vs. StL (12/27/15)
Interceptions: 1, at Buffalo (12/16/12) **Fumble Recoveries:** 1, 5 Times, Last vs. Arizona (11/15/15)
Sacks: 1.0, 10 Times, Last vs. Buffalo (11/7/16) **Touchdowns:** 1, FR at Dallas (11/1/15)

ADDITIONAL STATS

Special Teams Tackles: 2011 (4), 2012 (3); **Career:** (7). **Postseason:** 2013 (1), 2014 (1); **Career:** (2).

WRIGHT'S 2016 SEASON

Mia (9/11): Led team with 11 tackles, including a sack. **at LA (9/18):** Led team for second-straight week with nine tackles (7 solo).

WRIGHT'S 2016 GAME-BY-GAME

Game	G/S	T	S	A	QB	Yds.	QH	Int.	Yds.	PD	FF	FR	Yds.
Miami (9/11)	1/1	11	3	8	1.0	2.0	1	0	0	0	0	0	0
at L.A. (9/18)	1/1	9	7	2	0.0	0.0	0	0	0	0	0	0	0
SF (9/25)	1/1	7	3	4	0.0	0.0	0	0	0	0	0	0	0
at NYJ (10/2)	1/1	8	4	4	1.0	4.0	1	0	0	0	0	0	0
Atl (10/16)	1/1	7	1	6	0.0	0.0	1	0	0	0	0	0	0
at Ariz (10/23)	1/1	10	10	0	0.0	0.0	0	0	0	1	0	0	0
at NO (10/30)	1/1	6	4	2	0.0	0.0	0	0	0	0	0	0	0
Buf (11/7)	1/1	11	7	4	1.0	1.0	2	0	0	0	0	0	0
at NE (11/13)	1/1	8	5	3	0.0	0.0	0	0	0	0	0	0	0
Phi (11/20)	1/1	10	6	4	0.0	0.0	0	0	0	1	0	0	0
at TB (11/27)	1/1	8	6	2	0.0	0.0	0	0	0	1	0	0	0
Totals	11/11	95	56	39	3.0	7.0	5	0	0	3	0	0	0

National Football League Game Summary

NFL Copyright © 2016 by The National Football League. All rights reserved. This summary and play-by-play is for the express purpose of assisting media in their coverage of the game; any other use of this material is prohibited without the written permission of the National Football League. Updated: 11/28/2016

Date: Sunday, 11/27/2016

Seattle Seahawks at Tampa Bay Buccaneers

Start Time: 4:06 PM EST

at Raymond James Stadium, Tampa, FL

Game Day Weather

Game Weather: Cloudy
Played Outdoor on Turf: Natural Grass

Temp: 81° F (27.2° C) Humidity: 47%, Wind: E 6 mph
Outdoor Weather: Cloudy, Wind Chill: 81

Officials

Referee: Vinovich, Bill (52) Umpire: Michalek, Tony (115) Head Linesman: McKinnely, Phil (110)
Line Judge: Perlman, Mark (9) Side Judge: Cavaletto, Gary (60) Field Judge: Banks, Michael (72)
Back Judge: Meyer, Greg (78) Replay Official: Lewis, Darryll ()

Lineups

Seattle Seahawks			Tampa Bay Buccaneers				
Offense		Defense	Offense		Defense		
WR 89	D.Baldwin	LDE 55	F.Clark	WR 69	D.Dotson	DE 91	R.Ayers
LT 74	G.Fant	LDT 77	A.Rubin	TE 84	C.Brake	DT 93	G.McCoy
LG 63	M.Glowinski	RDT 93	T.McDaniel	LT 76	D.Smith	DT 98	C.McDonald
C 53	J.Hunt	RDE 56	C.Avril	LG 64	K.Pamphile	DE 92	W.Gholston
RG 76	G.Ifedi	LB 59	J.Tripp	C 68	J.Hawley	SLB 51	Da.Smith
RT 79	G.Gilliam	MLB 54	B.Wagner	RG 74	A.Marpet	MLB 58	K.Alexander
TE 88	J.Graham	OLB 50	K.Wright	TE 82	B.Myers	WLB 54	L.David
WR 15	J.Kearse	LCB 25	R.Sherman	WR 13	M.Evans	CB 28	V.Hargreaves
QB 3	R.Wilson	RCB 20	J.Lane	TE 88	L.Stocker	CB 24	B.Grimes
FB 46	W.Tukuafu	SS 31	K.Chancellor	RB 22	D.Martin	S 23	C.Conte
RB 34	T.Rawls	FS 23	S.Terrell	QB 3	J.Winston	S 30	B.McDougald

Substitutions

K 4 S.Hauschka, P 9 J.Ryan, WR 10 P.Richardson, WR 16 T.Lockett, WR 19 T.McEvoy, CB 21 D.Elliott, CB 27 N.Thorpe, SS 33 K.McCray, RB 36 A.Collins, RB 39 G.Farmer, SS 40 T.Powell, LB 41 D.McDonald, LS 48 N.Frese, LB 58 K.Pierre-Louis, G 70 R.Odhiambo, T 78 B.Sowell, TE 82 L.Wilson, TE 86 B.Williams, DT 90 J.Reed, DE 91 C.Marsh, DT 92 J.Jenkins

Substitutions

P 9 B.Anger, WR 10 C.Shorts, WR 11 A.Humphries, WR 16 F.Martino, K 19 R.Aguayo, CB 21 A.Verner, RB 25 M.James, CB 26 J.Robinson, DB 29 R.Smith, DB 35 J.Elliott, DB 37 K.Tandy, RB 43 P.Barber, TE 45 A.Cross, LS 48 A.DePaola, LB 52 C.Lynch, LB 53 A.Glanton, DE 57 N.Spence, NT 70 S.Siliga, OL 77 C.Bennoch, T 78 G.Cherilus, WR 89 R.Shepard, DE 96 R.Russell, DT 97 A.Spence

Did Not Play

QB 2 T.Boykin, C 68 J.Britt, TE 81 N.Vannett

Did Not Play

QB 8 M.Glennon

Not Active

RB 22 C.Prosise, FS 29 E.Thomas, DB 35 D.Shead, RB 43 T.Pope, LB 52 B.Coyle, DE 72 M.Bennett, DE 97 D.Moore

Not Active

QB 4 R.Griffin, RB 32 J.Rodgers, C 61 J.Allen, OL 62 E.Smith, T 66 L.Wester, DT 67 J.Hughes, DT 75 D.Lambert

Field Goals (made () & missed)

Player	Yards	1	2	3	4	OT	Total
S.Hauschka	(43)						
R.Aguayo	48WR						
VISITOR: Seattle Seahawks		0	5	0	0	0	5
HOME: Tampa Bay Buccaneers		14	0	0	0	0	14

Scoring Plays

Team	Qtr	Time	Play Description (Extra Point) (Drive Info)	Visitor	Home
Buccaneers	1	7:34	M.Evans 3 yd. pass from J.Winston (R.Aguayo kick) (14-78, 7:26)	0	7
Buccaneers	1	2:53	M.Evans 23 yd. pass from J.Winston (R.Aguayo kick) (5-62, 3:01)	0	14
Seahawks	2	13:23	Penalty on L.Stocker enforced in end zone for a Safety	2	14
Seahawks	2	10:39	S.Hauschka 43 yd. Field Goal (8-47, 2:44)	5	14

Paid Attendance: 63,674

Time: 2:59

Seattle Seahawks vs Tampa Bay Buccaneers
11/27/2016 at Raymond James Stadium

Final Individual Statistics

Seattle Seahawks

Tampa Bay Buccaneers

RUSHING						RUSHING					
	ATT	YDS	AVG	LG	TD		ATT	YDS	AVG	LG	TD
R.Wilson	8	80	10.0	17	0	D.Martin	23	87	3.8	11	0
T.Rawls	12	38	3.2	8	0	P.Barber	5	16	3.2	7	0
T.Lockett	1	9	9.0	9	0	J.Winston	5	12	2.4	8	0
W.Tukuafu	1	0	0.0	0	0	A.Humphries	2	3	1.5	8	0
Total	22	127	5.8	17	0	Total	35	118	3.4	11	0

PASSING									PASSING								
	ATT	CMP	YDS	SK/YD	TD	LG	IN	RT		ATT	CMP	YDS	SK/YD	TD	LG	IN	RT
R.Wilson	33	17	151	6/33	0	21	2	38.8	J.Winston	28	21	220	0/0	2	27	1	106.2
Total	33	17	151	6/33	0	21	2	38.8	Total	28	21	220	0/0	2	27	1	106.3

PASS RECEIVING								PASS RECEIVING							
	TAR	REC	YDS	AVG	LG	TD		TAR	REC	YDS	AVG	LG	TD		
D.Baldwin	8	7	34	4.9	12	0	M.Evans	11	8	104	13.0	26	2		
J.Graham	7	6	67	11.2	21	0	C.Brate	5	4	49	12.3	27	0		
J.Kearse	5	1	18	18.0	18	0	R.Shepard	3	2	23	11.5	18	0		
P.Richardson	3	1	17	17.0	17	0	D.Martin	2	2	3	1.5	5	0		
L.Willson	1	1	11	11.0	11	0	A.Humphries	1	1	18	18.0	18	0		
G.Farmer	2	1	4	4.0	4	0	A.Cross	1	1	10	10.0	10	0		
T.Lockett	6	0	0	0.0	0	0	C.Shorts	3	1	6	6.0	6	0		
T.Rawls	1	0	0	0.0	0	0	P.Barber	1	1	4	4.0	4	0		
Total	33	17	151	8.9	21	0	L.Stocker	1	1	3	3.0	3	0		
							Total	28	21	220	10.5	27	2		

INTERCEPTIONS						INTERCEPTIONS					
	NO	YDS	AVG	LG	TD		NO	YDS	AVG	LG	TD
K.Chancellor	1	0	0.0	0	0	B.McDougald	1	32	32.0	32	0
Total	1	0	0.0	0	0	A.Verner	1	16	16.0	16	0
						Total	2	48	24.0	32	0

PUNTING								PUNTING							
	NO	YDS	AVG	NET	TB	IN20	LG		NO	YDS	AVG	NET	TB	IN20	LG
J.Ryan	7	330	47.1	40.3	0	1	55	B.Anger	4	160	40.0	40.0	0	4	56
Total	7	330	47.1	40.3	0	1	55	Total	4	160	40.0	40.0	0	4	56

PUNT RETURNS								PUNT RETURNS							
	NO	YDS	AVG	FC	LG	TD		NO	YDS	AVG	FC	LG	TD		
T.Lockett	1	0	0.0	1	0	0	A.Humphries	3	48	16.0	1	24	0		
[DOWNED]	2	0	0.0	0	0	0	[DOWNED]	2	0	0.0	0	0	0		
							[OUT OF BOUNDS]	1	0	0.0	0	0	0		
Total	1	0	0.0	1	0	0	Total	3	48	16.0	1	24	0		

KICKOFF RETURNS								KICKOFF RETURNS							
	NO	YDS	AVG	FC	LG	TD		NO	YDS	AVG	FC	LG	TD		
T.Lockett	1	15	15.0	0	15	0	R.Smith	2	42	21.0	0	24	0		
[TOUCHBACK]	3	0	0.0	0	0	0	Total	2	42	21.0	0	24	0		
Total	1	15	15.0	0	15	0									

Seattle Seahawks

FUMBLES	FUM	LOST	OWN-REC	YDS	TD	FORCED	OPP-REC	YDS	TD	OUT-BDS
R.Wilson	1	0	1	0	0	0	0	0	0	0
J.Graham	1	1	0	0	0	0	0	0	0	0
N.Frese	0	0	0	0	0	1	0	0	0	0
A.Rubin	0	0	0	0	0	1	0	0	0	0
S.Terrell	0	0	0	0	0	0	1	0	0	0
Total	2	1	1	0	0	2	1	0	0	0

Tampa Bay Buccaneers

FUMBLES	FUM	LOST	OWN-REC	YDS	TD	FORCED	OPP-REC	YDS	TD	OUT-BDS
A.Humphries	1	0	0	0	0	0	0	0	0	1
D.Martin	1	1	0	0	0	0	0	0	0	0
L.David	0	0	0	0	0	1	1	53	0	0
N.Spence	0	0	0	0	0	1	0	0	0	0
Total	2	1	0	0	0	2	1	53	0	1

Seattle Seahawks vs Tampa Bay Buccaneers
11/27/2016 at Raymond James Stadium

Final Team Statistics

	Visitor Seahawks	Home Buccaneers
TOTAL FIRST DOWNS	16	19
By Rushing	6	7
By Passing	9	11
By Penalty	1	1
THIRD DOWN EFFICIENCY	1-11-9%	4-11-36%
FOURTH DOWN EFFICIENCY	1-1-100%	0-0-0%
TOTAL NET YARDS	245	338
Total Offensive Plays (inc. times thrown passing)	61	63
Average gain per offensive play	4.0	5.4
NET YARDS RUSHING	127	118
Total Rushing Plays	22	35
Average gain per rushing play	5.8	3.4
Tackles for a loss-number and yards	1-2	5-11
NET YARDS PASSING	118	220
Times thrown - yards lost attempting to pass	6-33	0-0
Gross yards passing	151	220
PASS ATTEMPTS-COMPLETIONS-HAD INTERCEPTED	33-17-2	28-21-1
Avg gain per pass play (inc.# thrown passing)	3.0	7.9
KICKOFFS Number-In End Zone-Touchbacks	2-1-0	4-3-3
PUNTS Number and Average	7-47.1	4-40.0
Had Blocked	0	0
FGs - PATs Had Blocked	0-0	0-0
Net Punting Average	40.3	40.0
TOTAL RETURN YARDAGE (Not Including Kickoffs)	0	96
No. and Yards Punt Returns	1-0	3-48
No. and Yards Kickoff Returns	1-15	2-42
No. and Yards Interception Returns	1-0	2-48
PENALTIES Number and Yards	2-27	7-68
FUMBLES Number and Lost	2-1	2-1
TOUCHDOWNS	0	2
Rushing	0	0
Passing	0	2
EXTRA POINTS Made-Attempts	0-0	2-2
Kicking Made-Attempts	0-0	2-2
FIELD GOALS Made-Attempts	1-1	0-1
RED ZONE EFFICIENCY	0-0-0%	1-2-50%
GOAL TO GO EFFICIENCY	0-0-0%	1-1-100%
SAFETIES	1	0
FINAL SCORE	5	14
TIME OF POSSESSION	26:21	33:39

Seattle Seahawks vs Tampa Bay Buccaneers
11/27/2016 at Raymond James Stadium

Ball Possession And Drive Chart

Seattle Seahawks

#	Time Recd	Time Lost	Time Poss	How Ball Obtained	Drive Began	# Play	Yds Gain	Yds Pen	Net Yds	1st Down	Last Scrm	How Given Up
1	7:34	5:54	1:40	Kickoff	SEA 25	3	-4	0	-4	0	SEA 21	Punt
2	2:53	14:09	3:44	Kickoff	SEA 25	6	23	0	23	2	SEA 48	Punt
3	13:23	10:39	2:44	Kickoff	SEA 28	8	18	29	47	2	TB 25	Field Goal
4	6:30	4:24	2:06	Punt	SEA 14	3	0	0	0	0	SEA 14	Punt
5	2:10	0:43	1:27	Missed FG	SEA 38	6	33	0	33	2	TB 29	Interception
6	15:00	13:27	1:33	Kickoff	SEA 25	3	11	-12	-1	0	SEA 24	Punt
7	11:12	9:04	2:08	Punt	SEA 4	5	26	0	26	2	SEA 30	Punt
8	5:03	2:30	2:33	Punt	SEA 9	4	26	0	26	1	SEA 35	Punt
9	14:03	11:37	2:26	Punt	SEA 7	7	26	0	26	2	SEA 33	Punt
10	10:14	7:01	3:13	Fumble	SEA 41	7	37	0	37	2	TB 27	Fumble
11	4:06	1:19	2:47	Interception	SEA 20	10	49	0	49	3	TB 31	Interception

(236) Average SEA 21

Tampa Bay Buccaneers

#	Time Recd	Time Lost	Time Poss	How Ball Obtained	Drive Began	# Play	Yds Gain	Yds Pen	Net Yds	1st Down	Last Scrm	How Given Up
1	15:00	7:34	7:26	Kickoff	TB 22	14	83	-5	78	6	* SEA 3	Touchdown
2	5:54	2:53	3:01	Punt	TB 38	5	67	-5	62	3	SEA 23	Touchdown
3	14:09	13:23	0:46	Punt	TB 4	1	0	-4	-4	0	TB 4	Safety
4	10:39	6:30	4:09	Kickoff	TB 23	7	36	0	36	2	SEA 41	Punt
5	4:24	2:10	2:14	Punt	TB 43	6	13	15	28	1	SEA 29	Missed FG
6	0:43	0:00	0:43	Interception	TB 31	5	39	0	39	2	SEA 32	End of Half
7	13:27	11:12	2:15	Punt	TB 44	3	6	0	6	0	TB 50	Punt
8	9:04	5:03	4:01	Punt	TB 28	7	32	0	32	2	SEA 40	Punt
9	2:30	14:03	3:27	Punt	TB 20	5	32	-15	17	1	TB 37	Punt
10	11:37	10:14	1:23	Punt	TB 36	3	19	0	19	1	SEA 48	Fumble
11	7:01	4:06	2:55	Fumble	SEA 25	5	15	-10	5	1	* SEA 20	Interception
12	1:19	0:00	1:19	Interception	TB 34	3	-4	0	-4	0	TB 31	End of Game

(398) Average TB 33

* inside opponent's 20

Time of Possession by Quarter		1st	2nd	3rd	4th	OT	Total
Visitor	Seattle Seahawks	4:33	7:08	6:14	8:26		26:21
Home	Tampa Bay Buccaneers	10:27	7:52	8:46	6:34		33:39

Kickoff Drive No.-Start Average

Seahawks: 4 - SEA 26

Buccaneers: 2 - TB 22

Seattle Seahawks vs Tampa Bay Buccaneers
11/27/2016 at Raymond James Stadium

Final Defensive Statistics

Seattle Seahawks	Regular Defensive Plays											Special Teams					Misc			
	TKL	AST	COMB	SK	/ YDS	TFL	Q	IN	PD	FF	FR	TKL	AST	FF	FR	BL	TKL	AST	FF	FR
B.Wagner	6	4	10	0	0	0	0	0	0	0	0	0	0	0	0	0	0	0	0	0
K.Chancellor	7	1	8	0	0	0	0	1	1	0	0	0	0	0	0	0	0	0	0	0
K.Wright	6	2	8	0	0	2	0	0	1	0	0	0	0	0	0	0	0	0	0	0
N.Thorpe	5	0	5	0	0	0	0	0	0	0	0	1	0	0	0	0	0	0	0	0
T.McDaniel	4	1	5	0	0	0	0	0	0	0	0	0	0	0	0	0	0	0	0	0
S.Terrell	3	2	5	0	0	0	0	0	1	0	1	0	0	0	0	0	0	0	0	0
K.Pierre-Louis	3	0	3	0	0	0	0	0	0	0	0	0	0	0	0	0	0	0	0	0
C.Marsh	3	0	3	0	0	1	0	0	0	0	0	0	0	0	0	0	0	0	0	0
C.Avril	2	1	3	0	0	1	2	0	0	0	0	0	0	0	0	0	0	0	0	0
F.Clark	2	1	3	0	0	2	1	0	0	0	0	0	0	0	0	0	0	0	0	0
J.Lane	2	1	3	0	0	0	0	0	0	0	0	0	0	0	0	0	0	0	0	0
R.Sherman	2	0	2	0	0	0	0	0	0	0	0	0	0	0	0	0	0	0	0	0
A.Rubin	1	1	2	0	0	0	0	0	0	1	0	0	0	0	0	0	0	0	0	0
J.Reed	1	1	2	0	0	0	0	0	0	0	0	0	0	0	0	0	0	0	0	0
J.Tripp	1	0	1	0	0	0	0	0	0	0	0	0	0	0	0	0	0	0	0	0
N.Frese	0	0	0	0	0	0	0	0	0	0	0	1	0	1	0	0	0	0	0	0
D.McDonald	0	0	0	0	0	0	0	0	0	0	0	1	0	0	0	0	0	0	0	0
P.Richardson	0	0	0	0	0	0	0	0	0	0	0	1	0	0	0	0	0	0	0	0
D.Elliott	0	0	0	0	0	0	0	0	0	0	0	1	0	0	0	0	0	0	0	0
G.Farmer	0	0	0	0	0	0	0	0	0	0	0	0	0	0	0	0	2	0	0	0
R.Wilson	0	0	0	0	0	0	0	0	0	0	0	0	0	0	0	0	1	0	0	1
Total	48	15	63	0	0	6	3	1	3	1	1	5	0	1	0	0	3	0	0	1

TKL = Tackle AST = Assist COMB = Combined QH=QB Hit IN = Interception PD = Pass Defense FF = Forced Fumble FR = Fumble Recovery

Tampa Bay Buccaneers	Regular Defensive Plays											Special Teams					Misc			
	TKL	AST	COMB	SK	/ YDS	TFL	QH	IN	PD	FF	FR	TKL	AST	FF	FR	BL	TKL	AST	FF	FR
C.Conte	7	0	7	0	0	0	0	0	0	0	0	0	0	0	0	0	0	0	0	0
L.David	5	2	7	0	0	0	1	0	0	1	1	0	0	0	0	0	0	0	0	0
K.Alexander	4	2	6	1	6	1	1	0	0	0	0	0	0	0	0	0	0	0	0	0
B.McDougald	5	0	5	0	0	1	0	1	2	0	0	0	0	0	0	0	0	0	0	0
B.Grimes	5	0	5	0	0	0	0	0	1	0	0	0	0	0	0	0	0	0	0	0
V.Hargreaves	4	1	5	0	0	1	0	0	0	0	0	0	0	0	0	0	0	0	0	0
N.Spence	2	3	5	1.5	6.5	0	2	0	0	1	0	0	0	0	0	0	0	0	0	0
G.McCoy	2	1	3	1.5	10.5	1	2	0	0	0	0	0	0	0	0	0	0	0	0	0
A.Verner	2	0	2	0	0	0	0	1	2	0	0	0	0	0	0	0	0	0	0	0
R.Ayers	1	1	2	1	4	1	3	0	0	0	0	0	0	0	0	0	0	0	0	0
A.Spence	1	1	2	0	0	0	0	0	0	0	0	0	0	0	0	0	0	0	0	0
R.Russell	1	0	1	1	6	1	2	0	0	0	0	0	0	0	0	0	0	0	0	0
C.McDonald	1	0	1	0	0	0	0	0	0	0	0	0	0	0	0	0	0	0	0	0
W.Gholston	1	0	1	0	0	0	0	0	0	0	0	0	0	0	0	0	0	0	0	0
Da.Smith	1	0	1	0	0	0	0	0	0	0	0	0	0	0	0	0	0	0	0	0
S.Siliga	0	1	1	0	0	0	0	0	0	0	0	0	0	0	0	0	0	0	0	0
K.Tandy	0	0	0	0	0	0	0	0	0	0	0	1	0	0	0	0	0	0	0	0
J.Robinson	0	0	0	0	0	0	0	0	0	0	0	1	0	0	0	0	0	0	0	0
C.Brake	0	0	0	0	0	0	0	0	0	0	0	0	0	0	0	0	1	0	0	0
Total	42	12	54	6	33	6	11	2	5	2	1	2	0	0	0	0	1	0	0	0

Seattle Seahawks vs Tampa Bay Buccaneers
11/27/2016 at Raymond James Stadium

First Half Summary

PERIOD SCORES

Seahawks	0	5 = 5
Buccaneers	14	0 = 14

TIME OF POSSESSION

Seahawks	11:41
Buccaneers	18:19

Scoring Plays

Team	Qtr	Time	Play Description (Extra Point) (Drive Info)	Visitor	Home
Buccaneers	1	7:34	M.Evans 3 yd. pass from J.Winston (R.Aguayo kick) (14-78, 7:26)	0	7
Buccaneers	1	2:53	M.Evans 23 yd. pass from J.Winston (R.Aguayo kick) (5-62, 3:01)	0	14
Seahawks	2	13:23	Penalty on L.Stocker enforced in end zone for a Safety	2	14
Seahawks	2	10:39	S.Hauschka 43 yd. Field Goal (8-47, 2:44)	5	14

	Seattle Seahawks	Tampa Bay Buccaneers
TOTAL FIRST DOWNS	6	14
First Downs Rushing-Passing-by Penalty	3 - 2 - 1	5 - 8 - 1
THIRD DOWN EFFICIENCY	0-4-0%	3-5-60%
TOTAL NET YARDS	70	238
Total Offensive Plays	25	37
NET YARDS RUSHING	69	81
NET YARDS PASSING	1	157
Gross Yards Passing	20	157
Times thrown-yards lost attempting to pass	4-19	0-0
Pass Attempts-Completions-Had Intercepted	8 - 3 - 1	19 - 15 - 0
Punts-Number and Average	3 - 48.3	1 - 27
Penalties-Number and Yards	1 - 15	4 - 43
Fumbles-Number and Lost	1 - 0	0 - 0
Red Zone Efficiency	0-0-0%	1-1-100%
Average Drive Start	SEA 26	TB 27

Seattle Seahawks

Tampa Bay Buccaneers

Seattle Seahawks										Tampa Bay Buccaneers									
RUSHING										RUSHING									
	ATT	YDS	AVG	LG	TD		ATT	YDS	AVG	LG	TD								
R.Wilson	4	36	9.0	17	0	D.Martin	13	60	4.6	10	0								
T.Rawls	8	24	3.0	7	0	A.Humphries	1	8	8.0	8	0								
T.Lockett	1	9	9.0	9	0	J.Winston	1	8	8.0	8	0								
						P.Barber	3	5	1.7	4	0								
Total	13	69	5.3	17	0	Total	18	81	4.5	10	0								
PASSING										PASSING									
	ATT	CMP	YDS	SK/YD	TD	LG	IN	RT		ATT	CMP	YDS	SK/YD	TD	LG	IN	RT		
R.Wilson	8	3	20	4/19	0	11	1	6.2	J.Winston	19	15	157	0/0	2	27	0	136.2		
Total	8	3	20	4/19	0	11	1	6.3	Total	19	15	157	0/0	2	27	0	136.2		
PASS RECEIVING										PASS RECEIVING									
	TAR	REC	YDS	AVG	LG	TD		TAR	REC	YDS	AVG	LG	TD						
L.Wilson	1	1	11	11.0	11	0	M.Evans	7	6	84	14.0	26	2						
D.Baldwin	2	1	7	7.0	7	0	C.Brate	3	2	29	14.5	27	0						
J.Graham	1	1	2	2.0	2	0	D.Martin	2	2	3	1.5	5	0						
J.Kearse	1	0	0	0.0	0	0	R.Shepard	2	1	18	18.0	18	0						
T.Lockett	1	0	0	0.0	0	0	A.Cross	1	1	10	10.0	10	0						
T.Rawls	1	0	0	0.0	0	0	C.Shorts	2	1	6	6.0	6	0						
P.Richardson	1	0	0	0.0	0	0	P.Barber	1	1	4	4.0	4	0						
							L.Stocker	1	1	3	3.0	3	0						
Total	8	3	20	6.7	11	0	Total	19	15	157	10.5	27	2						

Seattle Seahawks

Regular Defensive Plays

Special Teams

Misc

	TKL	AST	COMB	SK	YDS	TFL	Q	IN	PD	FF	FR	TKL	AST	FF	FR	BL	TKL	AST	FF	FR
B.Wagner	3	4	7	0	0	0	0	0	0	0	0	0	0	0	0	0	0	0	0	0
K.Wright	4	1	5	0	0	1	0	0	1	0	0	0	0	0	0	0	0	0	0	0
K.Chancellor	4	0	4	0	0	0	0	0	0	0	0	0	0	0	0	0	0	0	0	0
N.Thorpe	4	0	4	0	0	0	0	0	0	0	0	1	0	0	0	0	0	0	0	0
Total	15	5	20	0	0	1	0	0	1	0	0	1	0	0	0	0	0	0	0	0

First Quarter

11/27/2016

Play By Play

SEA wins the coin toss and elects to defer. TB elects to Receive, and SEA elects to defend the south goal.

S.Hauschka kicks 61 yards from SEA 35 to TB 4. R.Smith to TB 22 for 18 yards (D.McDonald).

Tampa Bay Buccaneers at 15:00, (1st play from scrimmage 14:54)

1-10-TB 22	(14:54) D.Martin left guard to TB 24 for 2 yards (T.McDaniel, F.Clark).	
2-8-TB 24	(14:20) J.Winston scrambles left end to TB 32 for 8 yards (K.Wright).	R1
1-10-TB 32	(13:37) G.Cherilus reported in as eligible. D.Martin left guard to TB 36 for 4 yards (C.Avril).	
2-6-TB 36	(12:59) J.Winston pass short right to M.Evans pushed ob at TB 46 for 10 yards (J.Lane) [C.Avril].	P2
1-10-TB 46	(12:23) G.Cherilus reported in as eligible. D.Martin right end to TB 49 for 3 yards (S.Terrell, K.Wright).	
2-7-TB 49	(11:45) (Shotgun) J.Winston pass incomplete short middle to C.Brake.	
3-7-TB 49	(11:45) (Shotgun) <i>PENALTY on TB-D.Martin, False Start, 5 yards, enforced at TB 49 - No Play.</i>	
3-12-TB 44	(11:40) (Shotgun) J.Winston pass deep left to M.Evans to SEA 30 for 26 yards (B.Wagner).	P3
1-10-SEA 30	(11:04) D.Martin up the middle to SEA 26 for 4 yards (N.Thorpe).	
2-6-SEA 26	(10:36) D.Martin left tackle to SEA 19 for 7 yards (N.Thorpe, S.Terrell).	R4
1-10-SEA 19	(10:01) D.Martin left end to SEA 12 for 7 yards (B.Wagner).	
2-3-SEA 12	(9:25) P.Barber left guard to SEA 8 for 4 yards (S.Terrell).	R5
1-8-SEA 8	(8:56) (No Huddle) P.Barber up the middle to SEA 7 for 1 yard (T.McDaniel, B.Wagner).	
2-7-SEA 7	(8:18) J.Winston pass short middle to P.Barber to SEA 3 for 4 yards (B.Wagner; T.McDaniel).	
3-3-SEA 3	(7:41) (Shotgun) J.Winston pass short middle to M.Evans for 3 yards, TOUCHDOWN.	P6
	R.Aguayo extra point is GOOD, Center-A.DePaola, Holder-B.Anger.	

SEA 0 TB 7, 14 plays, 78 yards, 7:26 drive, 7:26 elapsed

R.Aguayo kicks 65 yards from TB 35 to end zone, Touchback.

Seattle Seahawks at 7:34

1-10-SEA 25	(7:34) T.Rawls left guard to SEA 26 for 1 yard (B.McDougald).	
2-9-SEA 26	(6:59) (Shotgun) R.Wilson sacked at SEA 21 for -5 yards (sack split by N.Spence and G.McCoy).	
3-14-SEA 21	(6:15) (Shotgun) R.Wilson pass incomplete short left to J.Kearse.	
4-14-SEA 21	(6:06) (Punt formation) J.Ryan punts 54 yards to TB 25, Center-N.Frese. A.Humphries pushed ob at TB 38 for 13 yards (N.Thorpe).	

Tampa Bay Buccaneers at 5:54

1-10-TB 38	(5:54) J.Winston pass short left to D.Martin pushed ob at TB 43 for 5 yards (K.Pierre-Louis).	
2-5-TB 43	(5:19) D.Martin right tackle to TB 45 for 2 yards (K.Wright).	
	<i>PENALTY on TB-G.Cherilus, Illegal Formation, 5 yards, enforced at TB 43 - No Play.</i>	
2-10-TB 38	(4:58) G.Cherilus reported in as eligible. D.Martin right tackle to TB 40 for 2 yards (K.Pierre-Louis).	
3-8-TB 40	(4:14) (Shotgun) D.Martin left end to 50 for 10 yards (N.Thorpe).	R7
1-10-50	(3:36) J.Winston pass deep left to C.Brake to SEA 23 for 27 yards (K.Pierre-Louis, S.Terrell).	P8
1-10-SEA 23	(3:00) J.Winston pass deep left to M.Evans for 23 yards, TOUCHDOWN.	P9
	R.Aguayo extra point is GOOD, Center-A.DePaola, Holder-B.Anger.	

SEA 0 TB 14, 5 plays, 62 yards, 3:01 drive, 12:07 elapsed

R.Aguayo kicks 65 yards from TB 35 to end zone, Touchback.

Seattle Seahawks at 2:53

1-10-SEA 25	(2:53) R.Wilson pass short right to J.Graham to SEA 27 for 2 yards (B.McDougald).	
2-8-SEA 27	(2:19) T.Lockett right end pushed ob at SEA 36 for 9 yards (B.Grimes).	R1
1-10-SEA 36	(1:43) (Shotgun) R.Wilson pass short middle to L.Willson to SEA 47 for 11 yards (B.Grimes).	P2
1-10-SEA 47	(1:04) T.Rawls left guard to TB 46 for 7 yards (V.Hargreaves, L.David).	
2-3-TB 46	(:25) T.Rawls left tackle to TB 48 for -2 yards (B.McDougald, N.Spence).	

END OF QUARTER

	Score	Time Poss	First Downs				Efficiencies	
			R	P	X	T	3 Down	4 Down
Seattle Seahawks	0	4:33	1	1	0	2	0/1	0/0
Tampa Bay Buccaneers	14	10:27	4	5	0	9	3/3	0/0

Second Quarter

11/27/2016

Play By Play

Seattle Seahawks continued.

- 3-5-TB 48 (15:00) (Shotgun) R.Wilson sacked at SEA 48 for -4 yards (N.Spence). FUMBLES (N.Spence) [N.Spence], and recovers at SEA 48. R.Wilson to SEA 48 for no gain (N.Spence; K.Alexander).
- 4-9-SEA 48 (14:21) (Punt formation) J.Ryan punts 48 yards to TB 4, Center-N.Frese, downed by SEA-N.Thorpe.

Tampa Bay Buccaneers at 14:09

- 1-10-TB 4 (14:09) G.Cherilus reported in as eligible. P.Barber up the middle to TB 4 for no gain (J.Reed, B.Wagner).
- 2-10-TB 4 (13:29) **J.Winston pass short left to M.Evans ran ob at TB 16 for 12 yards. Seattle challenged the penalty enforcement ruling, and the play was REVERSED. J.Winston pass short left to M.Evans ran ob at TB 16 for 12 yards. PENALTY on TB-L.Stocker, Offensive Holding, 4 yards, enforced in End Zone, SAFETY - No Play.**

SEA 2 TB 14, Safety, 1:37 elapsed

B.Anger kicks 67 yards from TB 20 to SEA 13. T.Lockett to SEA 28 for 15 yards (K.Tandy).

Seattle Seahawks at 13:23, (1st play from scrimmage 13:16)

- 1-10-SEA 28 (13:16) (Shotgun) R.Wilson pass incomplete short middle to D.Baldwin.
- 2-10-SEA 28 (13:13) (Shotgun) R.Wilson right end ran ob at SEA 45 for 17 yards (C.Conte). R3
- 1-10-SEA 45 (12:38) R.Wilson sacked at SEA 41 for -4 yards (R.Ayers).
Penalty on SEA-B.Williams, Offensive Holding, declined.
- 2-14-SEA 41 (12:23) (Shotgun) R.Wilson pass incomplete short left to T.Rawls [R.Russell].
- 3-14-SEA 41 (12:18) (Shotgun) R.Wilson pass incomplete deep middle to D.Baldwin.
PENALTY on TB-B.McDougald, Defensive Pass Interference, 29 yards, enforced at SEA 41 - No Play. X4
- 1-10-TB 30 (12:11) T.Rawls right end to TB 27 for 3 yards (B.Grimes, K.Alexander).
- 2-7-TB 27 (11:31) T.Rawls right tackle to TB 25 for 2 yards (N.Spence).
- 3-5-TB 25 (10:48) (Shotgun) R.Wilson pass incomplete short right to T.Lockett.
- 4-5-TB 25 (10:43) (Field Goal formation) **S.Hauschka 43 yard field goal is GOOD, Center-N.Frese, Holder-J.Ryan.**

SEA 5 TB 14, 8 plays, 47 yards, 1 penalty, 2:44 drive, 4:21 elapsed

S.Hauschka kicks 66 yards from SEA 35 to TB -1. R.Smith to TB 23 for 24 yards (P.Richardson).

Tampa Bay Buccaneers at 10:39, (1st play from scrimmage 10:34)

- 1-10-TB 23 (10:34) D.Martin right tackle to TB 25 for 2 yards (T.McDaniel).
- 2-8-TB 25 (9:52) (Shotgun) J.Winston pass short left to M.Evans to TB 39 for 14 yards (K.Chancellor). P10
- 1-10-TB 39 (9:15) J.Winston pass short right to L.Stocker to TB 42 for 3 yards (J.Tripp).
- 2-7-TB 42 (8:38) D.Martin right guard to SEA 48 for 10 yards (K.Chancellor). R11
- 1-10-SEA 48 (8:06) A.Humphries left end to SEA 40 for 8 yards (K.Chancellor).
- 2-2-SEA 40 (7:23) G.Cherilus reported in as eligible. J.Winston pass incomplete deep left to C.Shorts (S.Terrell).
- 3-2-SEA 40 (7:13) (Shotgun) D.Martin up the middle to SEA 41 for -1 yards (F.Clark, B.Wagner).
- 4-3-SEA 41 (6:39) (Punt formation) B.Anger punts 27 yards to SEA 14, Center-A.DePaola, fair catch by T.Lockett.

Seattle Seahawks at 6:30

- 1-10-SEA 14 (6:30) (Shotgun) T.Rawls left tackle to SEA 19 for 5 yards (C.McDonald).
- 2-5-SEA 19 (5:59) (Shotgun) T.Rawls up the middle to SEA 20 for 1 yard (W.Gholston, A.Spence).
- 3-4-SEA 20 (5:13) (Shotgun) R.Wilson sacked at SEA 14 for -6 yards (K.Alexander).
- 4-10-SEA 14 (4:34) (Punt formation) J.Ryan punts 43 yards to TB 43, Center-N.Frese, out of bounds.

Tampa Bay Buccaneers at 4:24

- 1-10-TB 43 (4:24) G.Cherilus reported in as eligible. J.Winston pass incomplete short right to M.Evans (K.Wright).
- 2-10-TB 43 (4:16) (Shotgun) J.Winston pass short left to M.Evans to SEA 49 for 8 yards (R.Sherman).
PENALTY on SEA-F.Clark, Unnecessary Roughness, 15 yards, enforced at SEA 49. X12
- 1-10-SEA 34 (3:51) D.Martin right guard to SEA 33 for 1 yard (B.Wagner).
- 2-9-SEA 33 (3:20) (Shotgun) J.Winston pass short right to D.Martin to SEA 35 for -2 yards (K.Wright).
- 3-11-SEA 35 (2:47) (Shotgun) J.Winston pass short right to C.Shorts ran ob at SEA 29 for 6 yards.
- 4-5-SEA 29 (2:17) (Field Goal formation) R.Aguayo 48 yard field goal is No Good, Wide Right, Center-A.DePaola, Holder-B.Anger.

Seattle Seahawks at 2:10

- 1-10-SEA 38 (2:10) (Shotgun) T.Rawls up the middle to SEA 45 for 7 yards (G.McCoy).

Two-Minute Warning

- 2-3-SEA 45 (2:00) (Shotgun) R.Wilson pass short left to D.Baldwin to TB 48 for 7 yards (A.Verner). P5

Seattle Seahawks vs Tampa Bay Buccaneers at Raymond James Stadium

1-10-TB 48 (1:34) (Shotgun) R.Wilson scrambles up the middle to TB 45 for 3 yards (L.David).
 2-7-TB 45 (1:12) (No Huddle, Shotgun) R.Wilson scrambles left end ran ob at TB 37 for 8 yards. R6
1-10-TB 37 (1:04) (Shotgun) R.Wilson scrambles left end to TB 29 for 8 yards (L.David).
 Timeout #1 by SEA at 00:53.
 2-2-TB 29 (:53) (Shotgun) R.Wilson pass short left intended for P.Richardson INTERCEPTED by A.Verner at TB 15. A.Verner to TB 31 for 16 yards (G.Farmer).

Tampa Bay Buccaneers at 0:43

1-10-TB 31 (:43) D.Martin up the middle to TB 40 for 9 yards (K.Chancellor).
 Timeout #1 by TB at 00:37.
 2-1-TB 40 (:37) J.Winston pass short middle to A.Cross to 50 for 10 yards (K.Wright). P13
 Timeout #2 by TB at 00:29.
1-10-50 (:29) (Shotgun) J.Winston pass short right to R.Shepard to SEA 32 for 18 yards (N.Thorpe). P14
 Timeout #3 by TB at 00:22.
1-10-SEA 32 (:22) (Shotgun) J.Winston pass incomplete deep right to R.Shepard.
 2-10-SEA 32 (:15) (Shotgun) J.Winston pass short right to C.Brate to SEA 30 for 2 yards (K.Wright).

END OF QUARTER

	Score	Time Poss	First Downs				Efficiencies	
			R	P	X	T	3 Down	4 Down
Seattle Seahawks	5	7:08	2	1	1	4	0/3	0/0
Tampa Bay Buccaneers	14	7:52	1	3	1	5	0/2	0/0

Third Quarter

11/27/2016

Play By Play

SEA elects to Receive, and TB elects to defend the South goal.

R.Aguayo kicks 65 yards from TB 35 to end zone, Touchback.

Seattle Seahawks at 15:00

- 1-10-SEA 25 (15:00) R.Wilson pass short left to J.Kearse pushed ob at SEA 34 for 9 yards (C.Conte).
PENALTY on SEA-J.Hunt, Chop Block, 12 yards, enforced at SEA 25 - No Play.
- 1-22-SEA 13 (14:35) (Shotgun) R.Wilson pass incomplete deep left to J.Kearse (A.Verner).
- 2-22-SEA 13 (14:29) (Shotgun) R.Wilson scrambles right end to SEA 24 for 11 yards (C.Conte).
- 3-11-SEA 24 (13:42) (Shotgun) R.Wilson pass incomplete deep left to T.Lockett.
- 4-11-SEA 24 (13:35) (Punt formation) J.Ryan punts 43 yards to TB 33, Center-N.Frese. A.Humphries to TB 44 for 11 yards (D.Elliott).

Tampa Bay Buccaneers at 13:27

- 1-10-TB 44 (13:27) G.Cherilus reported in as eligible. D.Martin left guard to TB 46 for 2 yards (K.Chancellor; J.Lane).
- 2-8-TB 46 (12:47) (Shotgun) J.Winston pass short left to C.Brato to SEA 47 for 7 yards (S.Terrell).
- 3-1-SEA 47 (12:11) G.Cherilus reported in as eligible. D.Martin left end to TB 50 for -3 yards (K.Wright).
- 4-4-TB 50 (11:24) (Punt formation) B.Anger punts 46 yards to SEA 4, Center-A.DePaola, downed by TB-J.Robinson.

Seattle Seahawks at 11:12

- 1-10-SEA 4 (11:12) R.Wilson pass short right to D.Baldwin pushed ob at SEA 16 for 12 yards (V.Hargreaves). P7
- 1-10-SEA 16 (10:46) (Shotgun) R.Wilson right end ran ob at SEA 29 for 13 yards. R8
- 1-10-SEA 29 (10:10) R.Wilson pass incomplete deep left to P.Richardson [L.David].
- 2-10-SEA 29 (10:01) (Shotgun) R.Wilson pass short right to D.Baldwin to SEA 30 for 1 yard (K.Alexander).
- 3-9-SEA 30 (9:17) (Shotgun) R.Wilson pass incomplete deep left to T.Lockett.
Penalty on SEA-J.Kearse, Offensive Pass Interference, declined.
- 4-9-SEA 30 (9:11) (Punt formation) J.Ryan punts 42 yards to TB 28, Center-N.Frese, downed by SEA-C.Marsh.

Tampa Bay Buccaneers at 9:04

- 1-10-TB 28 (9:04) J.Winston pass short left to R.Shepard to TB 33 for 5 yards (J.Lane).
- 2-5-TB 33 (8:31) D.Martin up the middle to TB 36 for 3 yards (N.Thorpe).
- 3-2-TB 36 (7:55) J.Winston pass short right to M.Evans to TB 46 for 10 yards (K.Chancellor) [C.Avril]. P15
 Timeout #1 by TB at 07:10.
- 1-10-TB 46 (7:10) G.Cherilus reported in as eligible. J.Winston pass short left to M.Evans to SEA 44 for 10 yards (B.Wagner). P16
- 1-10-SEA 44 (6:35) D.Martin up the middle to SEA 39 for 5 yards (K.Chancellor).
- 2-5-SEA 39 (5:59) D.Martin left tackle to SEA 40 for -1 yards (C.Marsh).
- 3-6-SEA 40 (5:18) (Shotgun) J.Winston pass incomplete deep middle to M.Evans [F.Clark].
- 4-6-SEA 40 (5:13) (Punt formation) B.Anger punts 31 yards to SEA 9, Center-A.DePaola, downed by TB-K.Tandy.

Seattle Seahawks at 5:03

- 1-10-SEA 9 (5:03) (Shotgun) R.Wilson pass short middle to J.Graham to SEA 26 for 17 yards (C.Conte). P9
- 1-10-SEA 26 (4:29) (Shotgun) T.Rawls up the middle to SEA 27 for 1 yard (L.David, R.Ayers).
- 2-9-SEA 27 (3:53) (Shotgun) T.Rawls up the middle to SEA 35 for 8 yards (K.Alexander).
- 3-1-SEA 35 (3:12) W.Tukuafu up the middle to SEA 35 for no gain (A.Spence, L.David).
- 4-1-SEA 35 (2:39) (Punt formation) J.Ryan punts 45 yards to TB 20, Center-N.Frese, fair catch by A.Humphries.

Tampa Bay Buccaneers at 2:30

- 1-10-TB 20 (2:30) J.Winston scrambles up the middle to TB 28 for 8 yards (C.Marsh).
- 2-2-TB 28 (1:45) G.Cherilus reported in as eligible. P.Barber up the middle to TB 32 for 4 yards (C.Marsh). R17
- 1-10-TB 32 (1:45) G.Cherilus reported in as eligible. *PENALTY on TB-G.Cherilus, False Start, 5 yards, enforced at TB 32 - No Play.*
- 1-15-TB 27 (:47) P.Barber up the middle to TB 30 for 3 yards (S.Terrell, N.Thorpe).
PENALTY on TB-A.Marpert, Illegal Use of Hands, 10 yards, enforced at TB 27 - No Play.
- 1-25-TB 17 (:30) (Shotgun) J.Winston pass incomplete deep middle to C.Shorts.
- 2-25-TB 17 (:21) (Shotgun) P.Barber up the middle to TB 24 for 7 yards (B.Wagner).

END OF QUARTER

	Score	Time Poss	First Downs				Efficiencies	
			R	P	X	T	3 Down	4 Down
Seattle Seahawks	5	6:14	1	2	0	3	0/3	0/0
Tampa Bay Buccaneers	14	8:46	1	2	0	3	1/3	0/0

Fourth Quarter

11/27/2016

Play By Play

Tampa Bay Buccaneers continued.

- 3-18-TB 24 (15:00) (Shotgun) J.Winston pass short right to C.Brato to TB 37 for 13 yards (K.Wright).
 4-5-TB 37 (14:13) (Punt formation) B.Anger punts 56 yards to SEA 7, Center-A.DePaola. T.Lockett to SEA 7 for no gain (J.Robinson).

Seattle Seahawks at 14:03

- 1-10-SEA 7 (14:03) (Shotgun) R.Wilson scrambles left end to SEA 14 for 7 yards (C.Conte).
 2-3-SEA 14 (13:31) (Shotgun) R.Wilson pass short right to D.Baldwin to SEA 22 for 8 yards (V.Hargreaves). P10
1-10-SEA 22 (13:03) (Shotgun) R.Wilson pass short middle to J.Graham to SEA 31 for 9 yards (C.Conte).
 2-1-SEA 31 (12:36) (No Huddle, Shotgun) T.Rawls up the middle to SEA 33 for 2 yards (B.McDougald, S.Siliga). R11
1-10-SEA 33 (12:09) (No Huddle, Shotgun) R.Wilson pass incomplete short right to J.Kearse (B.Grimes).
 2-10-SEA 33 (12:04) (Shotgun) R.Wilson pass incomplete short right to J.Graham.
 Timeout #2 by TB at 11:58.
 3-10-SEA 33 (11:58) (Shotgun) R.Wilson pass incomplete deep left to T.Lockett (B.McDougald).
 4-10-SEA 33 (11:49) (Punt formation) J.Ryan punts 55 yards to TB 12, Center-N.Frese. A.Humphries to TB 36 for 24 yards (N.Frese). FUMBLES (N.Frese), ball out of bounds at TB 36.

Tampa Bay Buccaneers at 11:37

- 1-10-TB 36 (11:37) D.Martin left end to TB 47 for 11 yards (B.Wagner, K.Wright). R18
1-10-TB 47 (10:58) D.Martin right guard to SEA 48 for 5 yards (T.McDaniel, A.Rubin).
 2-5-SEA 48 (10:22) G.Cherilus reported in as eligible. D.Martin up the middle to SEA 45 for 3 yards (A.Rubin, C.Avril). FUMBLES (A.Rubin), RECOVERED by SEA-S.Terrell at SEA 41. S.Terrell to SEA 41 for no gain (C.Brato).

Seattle Seahawks at 10:14

- 1-10-SEA 41 (10:14) (Shotgun) R.Wilson pass short right to D.Baldwin to SEA 45 for 4 yards (B.Grimes).
 2-6-SEA 45 (9:41) (Shotgun) R.Wilson scrambles right end ran ob at TB 42 for 13 yards (B.McDougald). R12
1-10-TB 42 (9:12) (Shotgun) R.Wilson pass short left to D.Baldwin pushed ob at TB 43 for -1 yards (V.Hargreaves).
 2-11-TB 43 (8:35) (Shotgun) R.Wilson pass short middle to J.Graham to TB 30 for 13 yards (C.Conte). P13
1-10-TB 30 (8:08) (Shotgun) R.Wilson pass incomplete deep right to J.Kearse [R.Ayers].
 2-10-TB 30 (8:02) (Shotgun) T.Rawls up the middle to TB 27 for 3 yards (K.Alexander).
 3-7-TB 27 (7:19) (Shotgun) R.Wilson pass short left to J.Graham to TB 22 for 5 yards (L.David, V.Hargreaves). FUMBLES (L.David), RECOVERED by TB-L.David at TB 22. L.David to SEA 25 for 53 yards (R.Wilson).
 The Replay Official reviewed the fumble ruling, and the play was Upheld. The ruling on the field stands.

Tampa Bay Buccaneers at 7:01

- 1-10-SEA 25 (7:01) A.Humphries right end to SEA 30 for -5 yards (C.Avril).
 2-15-SEA 30 (6:23) J.Winston pass short right to A.Humphries to SEA 12 for 18 yards (R.Sherman). P19
1-10-SEA 12 (5:41) D.Martin up the middle to SEA 9 for 3 yards (K.Chancellor).
 2-7-SEA 9 (4:59) D.Martin up the middle to SEA 10 for -1 yards (F.Clark, J.Reed).
 3-8-SEA 10 (4:17) (Shotgun) J.Winston pass short middle to C.Brato for 10 yards, TOUCHDOWN NULLIFIED by Penalty.
PENALTY on TB-D.Dotson, Illegal Use of Hands, 10 yards, enforced at SEA 10 - No Play.
 3-18-SEA 20 (4:10) (Shotgun) J.Winston pass deep left intended for M.Evans INTERCEPTED by K.Chancellor at SEA 0. Touchback.

Seattle Seahawks at 4:06

- 1-10-SEA 20 (4:06) (Shotgun) R.Wilson pass short left to G.Farmer to SEA 24 for 4 yards (Da.Smith).
 2-6-SEA 24 (3:42) (No Huddle, Shotgun) R.Wilson pass incomplete short left to G.Farmer.
 3-6-SEA 24 (3:37) (Shotgun) R.Wilson sacked at SEA 16 for -8 yards (G.McCoy).
 Timeout #1 by SEA at 03:21.
 4-14-SEA 16 (3:21) (Shotgun) R.Wilson pass deep left to J.Kearse to SEA 34 for 18 yards (A.Verner). P14
1-10-SEA 34 (2:59) (No Huddle, Shotgun) R.Wilson pass deep middle to J.Graham to TB 45 for 21 yards (C.Conte). P15
1-10-TB 45 (2:26) (No Huddle, Shotgun) R.Wilson sacked at SEA 49 for -6 yards (R.Russell).
 Timeout #2 by SEA at 02:19.
 2-16-SEA 49 (2:19) (Shotgun) R.Wilson pass incomplete deep middle to T.Lockett [R.Ayers].
 3-16-SEA 49 (2:11) (Shotgun) R.Wilson pass deep right to P.Richardson to TB 34 for 17 yards (B.Grimes). P16

Two-Minute Warning

- 1-10-TB 34 (2:00) (Shotgun) R.Wilson pass short right to D.Baldwin to TB 31 for 3 yards (L.David).
 2-7-TB 31 (1:36) (No Huddle, Shotgun) R.Wilson pass deep right intended for T.Lockett INTERCEPTED by B.McDougald at TB 2. B.McDougald to TB 34 for 32 yards (G.Farmer).

Tampa Bay Buccaneers at 1:19

Seattle Seahawks vs Tampa Bay Buccaneers at Raymond James Stadium

1-10-TB 34 (1:19) J.Winston kneels to TB 32 for -2 yards.

Timeout #3 by SEA at 01:18.

2-12-TB 32 (1:18) J.Winston kneels to TB 31 for -1 yards.

3-13-TB 31 (:35) J.Winston kneels to TB 30 for -1 yards.

END OF QUARTER

	Score	Time Poss	First Downs				Efficiencies	
			R	P	X	T	3 Down	4 Down
Seattle Seahawks	5	8:26	2	5	0	7	1/4	1/1
Tampa Bay Buccaneers	14	6:34	1	1	0	2	0/3	0/0

Miscellaneous Statistics Report

Seattle Seahawks vs Tampa Bay Buccaneers
11/27/2016 at Raymond James Stadium

Ten Longest Plays for Seattle Seahawks

Yards	Qtr	Play Start	Play Description
21	4	1-10-SEA 34	(2:59) (No Huddle, Shotgun) R.Wilson pass deep middle to J.Graham to TB 45 for 21 yards (C.Conte).
18	4	4-14-SEA 16	(3:21) (Shotgun) R.Wilson pass deep left to J.Kearse to SEA 34 for 18 yards (A.Verner).
17	2	2-10-SEA 28	(13:13) (Shotgun) R.Wilson right end ran ob at SEA 45 for 17 yards (C.Conte).
17	3	1-10-SEA 9	(5:03) (Shotgun) R.Wilson pass short middle to J.Graham to SEA 26 for 17 yards (C.Conte).
17	4	3-16-SEA 49	(2:11) (Shotgun) R.Wilson pass deep right to P.Richardson to TB 34 for 17 yards (B.Grimes).
13	3	1-10-SEA 16	(10:46) (Shotgun) R.Wilson right end ran ob at SEA 29 for 13 yards.
13	4	2-6-SEA 45	(9:41) (Shotgun) R.Wilson scrambles right end ran ob at TB 42 for 13 yards (B.McDougald).
13	4	2-11-TB 43	(8:35) (Shotgun) R.Wilson pass short middle to J.Graham to TB 30 for 13 yards (C.Conte).
12	3	1-10-SEA 4	(11:12) R.Wilson pass short right to D.Baldwin pushed ob at SEA 16 for 12 yards (V.Hargreaves).
11	1	1-10-SEA 36	(1:43) (Shotgun) R.Wilson pass short middle to L.Willson to SEA 47 for 11 yards (B.Grimes).

Ten Longest Plays for Tampa Bay Buccaneers

Yards	Qtr	Play Start	Play Description
27	1	1-10-50	(3:36) J.Winston pass deep left to C.Brake to SEA 23 for 27 yards (K.Pierre-Louis, S.Terrell).
26	1	3-12-TB 44	(11:40) (Shotgun) J.Winston pass deep left to M.Evans to SEA 30 for 26 yards (B.Wagner).
23	1	1-10-SEA 23	(3:00) J.Winston pass deep left to M.Evans for 23 yards, TOUCHDOWN.
23	2	2-10-TB 43	(4:16) (Shotgun) J.Winston pass short left to M.Evans to SEA 49 for 8 yards (R.Sherman).
18	2	1-10-50	(:29) (Shotgun) J.Winston pass short right to R.Shepard to SEA 32 for 18 yards (N.Thorpe).
18	4	2-15-SEA 30	(6:23) J.Winston pass short right to A.Humphries to SEA 12 for 18 yards (R.Sherman).
14	2	2-8-TB 25	(9:52) (Shotgun) J.Winston pass short left to M.Evans to TB 39 for 14 yards (K.Chancellor).
13	4	3-18-TB 24	(15:00) (Shotgun) J.Winston pass short right to C.Brake to TB 37 for 13 yards (K.Wright).
11	4	1-10-TB 36	(11:37) D.Martin left end to TB 47 for 11 yards (B.Wagner, K.Wright).
10	1	2-6-TB 36	(12:59) J.Winston pass short right to M.Evans pushed ob at TB 46 for 10 yards (J.Lane) [C.Avril].

Touchdown Scoring Information

		Offense	Defense	Special Teams
VISITOR	Seattle Seahawks	0	0	0
HOME	Tampa Bay Buccaneers	2	0	0

Player Scoring Information

Club	Player	TD	Rush TD	Rec TD	KO TD	Punt TD	Int TD	Fum TD	Misc TD	FG	XP	2Pt Rush	2Pt Rec	Sfty	Points
SEA	S.Hauschka	0	0	0	0	0	0	0	0	1	0	0	0	0	3
TB	M.Evans	0	0	2	0	0	0	0	0	0	0	0	0	0	12
TB	R.Aguayo	0	0	0	0	0	0	0	0	0	2	0	0	0	2

Possession Detail

	First Half		Second Half		Game	
	Visitor	Home	Visitor	Home	Visitor	Home
Largest Lead	0	14	0	14	0	14
Drives Leading	0	5	0	6	0	11
Time of Possession Leading	0:00	10:53	0:00	15:20	0:00	26:13
Largest Deficit	-14	0	-14	0	-14	0
Drives Trailing	5	0	6	0	11	0
Time of Possession Trailing	11:41	0:00	14:40	0:00	26:21	0:00
Times Score Tied Up		0		0		0
Lead Changes		1		0		1

Playtime Percentage

Percent of playtime per player on offense, defense and special teams

Seattle Seahawks

Tampa Bay Buccaneers

		Seattle Seahawks			Tampa Bay Buccaneers									
		Offense	Defense	Special Teams		Offense	Defense	Special Teams						
M Glowinski	G	63	100%	5	24%	K Pamphile	T	67	100%	3	14%			
G Fant	T	63	100%	1	5%	D Smith	T	67	100%	3	14%			
G Ifedi	G	63	100%	1	5%	A Marpet	G	67	100%	3	14%			
J Hunt	C	63	100%			J Winston	QB	67	100%					
J Graham	TE	63	100%			D Dotson	T	67	100%					
R Wilson	QB	63	100%			J Hawley	C	67	100%					
B Sowell	T	60	95%	1	5%	M Evans	WR	55	82%					
D Baldwin	WR	58	92%	2	10%	D Martin	RB	53	79%					
T Lockett	WR	52	83%	8	38%	C Brate	TE	41	61%	4	19%			
J Kearse	WR	50	79%	2	10%	A Humphries	WR	39	58%	7	33%			
T Rawls	RB	37	59%			L Stocker	TE	38	57%	5	24%			
G Farmer	WR	17	27%			R Shepard	WR	32	48%	14	67%			
P Richardson	WR	15	24%	2	10%	C Shorts	WR	19	28%					
B Williams	TE	9	14%	16	76%	B Myers	TE	15	22%	8	38%			
A Collins	RB	6	10%			P Barber	RB	14	21%	1	5%			
G Gilliam	T	3	5%	1	5%	G Cherilus	T	13	19%	3	14%			
W Tukuafu	FB	2	3%	3	4%	11	52%	A Cross	RB	10	15%	10	48%	
N Vannett	TE	2	3%	1	5%	F Martino	WR	6	9%	2	10%			
L Willson	TE	2	3%			B McDougald	FS		63	100%	3	14%		
T McEvoy	WR	2	3%			K Alexander	LB		63	100%	1	5%		
K Wright	LB			67	100%	5	24%	V Hargreaves	CB		63	100%	1	5%
J Lane	CB			67	100%	5	24%	B Grimes	CB		63	100%		
B Wagner	LB			67	100%	5	24%	C Conte	SS		59	94%	3	14%
K Chancellor	SS			67	100%	4	19%	L David	LB		57	90%	1	5%
S Terrell	FS			67	100%	3	14%	R Ayers	DE		54	86%	1	5%
R Sherman	CB			67	100%	2	10%	A Verner	CB		51	81%	11	52%
F Clark	DE			52	78%	2	10%	N Spence	DE		51	81%		
A Rubin	DT			49	73%	3	14%	G McCoy	DT		50	79%		
C Avril	DE			49	73%	2	10%	R Russell	DE		35	56%	7	33%
N Thorpe	CB			38	57%	7	33%	C McDonald	DT		23	37%	1	5%
J Reed	DT			38	57%	5	24%	W Gholston	DE		21	33%	3	14%
T McDaniel	DT			32	48%	3	14%	D Smith	LB		18	29%	1	5%
C Marsh	DE			30	45%	20	95%	S Siliga	DT		11	17%		
J Tripp	LB			19	28%	13	62%	A Spence	DT		7	11%	6	29%
J Jenkins	DT			15	22%			K Tandy	SS		4	6%	17	81%
K Pierre-Louis	LB			9	13%	15	71%	A Glanton	LB				17	81%
D Elliott	CB			1	1%	18	86%	C Lynch	LB				17	81%
D McDonald	LB					18	86%	J Robinson	CB				17	81%
K McCray	SS					18	86%	M James	RB				15	71%
T Powell	FS					12	57%	R Smith	FS				15	71%
N Frese	LS					8	38%	B Anger	P				8	38%
J Ryan	P					8	38%	A DePaola	LS				7	33%
S Hauschka	K					3	14%	J Elliott	CB				7	33%
R Odhiambo	G					1	5%	R Aguayo	K				6	29%

