



MIAMI DOLPHINS WEEKLY RELEASE

WEEK 13

MIAMI DOLPHINS (7-4) AT BALTIMORE RAVENS (6-5)

SUNDAY, DEC. 4, 2016 | 1 PM ET | M&T BANK STADIUM | BALTIMORE, MD.





2016 MIAMI DOLPHINS SCHEDULE

JAN. 29, 2017

Pro Bowl
Orlando, Fla.

FEB. 5, 2017

Super Bowl LI
Houston, Texas

FEB. 11, 2017

DCCVII
Hard Rock Stadium

APRIL 21, 2017

DCC Celebrity Golf
Tournament

APRIL 27-29, 2017

NFL Draft
Philadelphia, Pa.

PRESEASON

DATE	OPPONENT	STADIUM	TIME/ RESULT	NETWORK	RADIO	PRESENTING SPONSOR	GIVEAWAY
Fri., Aug. 12	at New York Giants	MetLife Stadium	W, 27-10	WFOR CBS4	560 WQAM KISS 99.9		
Fri., Aug. 19	at Dallas Cowboys	AT&T Stadium	L, 14-41	WFOR CBS4	560 WQAM KISS 99.9		
Thurs., Aug. 25	Atlanta Falcons	Camping World Stadium	W, 17-6	NBC	560 WQAM KISS 99.9		
Thurs., Sept. 1	Tennessee Titans	Hard Rock Stadium	L, 10-21	WFOR CBS4	560 WQAM KISS 99.9		

REGULAR SEASON

DATE	OPPONENT	STADIUM	TIME/ RESULT	NETWORK	RADIO	PRESENTING SPONSOR	GIVEAWAY
Sun., Sept. 11	at Seattle Seahawks	CenturyLink Field	L, 10-12	CBS	560 WQAM KISS 99.9		
Sun., Sept. 18	at New England Patriots	Gillette Stadium	L, 24-31	CBS	560 WQAM KISS 99.9		
Sun., Sept. 25	Cleveland Browns	Hard Rock Stadium	W, 30-24 (OT)	CBS	560 WQAM KISS 99.9	Publix	Jersey Flag Twirler
Thurs., Sept. 29	at Cincinnati Bengals	Paul Brown Stadium	L, 7-22	NFL Network	560 WQAM KISS 99.9		
Sun., Oct. 9	Tennessee Titans	Hard Rock Stadium	L, 17-30	CBS	560 WQAM KISS 99.9		"I AM A CANCER FIGHTER" Card Giveaway
Sun., Oct. 16	Pittsburgh Steelers	Hard Rock Stadium	W, 30-15	CBS	560 WQAM KISS 99.9		
Sun., Oct. 23	Buffalo Bills	Hard Rock Stadium	W, 28-25	CBS	560 WQAM KISS 99.9	AARP Foundation	Roller Banner
BYE WEEK							
Sun., Nov. 6	New York Jets	Hard Rock Stadium	W, 27-23	CBS	560 WQAM KISS 99.9		
Sun., Nov. 13	at San Diego Chargers	Qualcomm Stadium	W, 31-24	CBS	560 WQAM KISS 99.9		
Sun., Nov. 20	at Los Angeles Rams	Los Angeles Memorial Coliseum	W, 14-10	FOX	560 WQAM KISS 99.9		
Sun., Nov. 27	San Francisco 49ers	Hard Rock Stadium	W, 31-24	FOX	560 WQAM KISS 99.9		
Sun., Dec. 4	at Baltimore Ravens	M&T Bank Stadium	1 p.m.	CBS	560 WQAM KISS 99.9		
Sun., Dec. 11	Arizona Cardinals	Hard Rock Stadium	1 p.m.*	FOX	560 WQAM KISS 99.9		
Sat., Dec. 17	at New York Jets	MetLife Stadium	8:25 p.m.	NFL Network	560 WQAM KISS 99.9		
Sat., Dec. 24	at Buffalo Bills	New Era Field	1 p.m.	CBS	560 WQAM KISS 99.9		
Sun., Jan. 1	New England Patriots	Hard Rock Stadium	1 p.m.*	CBS	560 WQAM KISS 99.9	Hard Rock Hotel	

* Game subject to flexible scheduling in Weeks 5-15 and Week 17
All times Eastern



All Dolphins games can be heard on 560 WQAM and Kiss 99.9, the flagship stations of the Miami Dolphins Radio Network, Dolphins.com and throughout South and Central Florida on stations that make up The Miami Dolphins Radio Network. In addition to the game broadcasts, the stations will feature expanded pre-, halftime and postgame shows. Dolphins fans who tune into Miami's Sportsradio 560 WQAM will have the opportunity to listen to live broadcasts of Head Coach Adam Gase's day-after game press conferences and "Dolphins Friday," a day of Dolphins' centric-content on the station featuring interviews with players, coaches, and team executives.

2016 AFC EAST STANDINGS

TEAM	W	L	PCT	PF	PA
Patriots	9	2	.818	293	197
Dolphins	7	4	.636	249	240
Bills	6	5	.545	281	236
Jets	3	8	.273	196	266

MIAMI DOLPHINS MEDIA WEBSITE

media.miamidolphins.com

The Miami Dolphins have recently launched a new media website, featuring everything a media member needs to cover the team. Visitors can find transcripts, press releases, weekly releases, credentials, notes, gamebooks, flip cards an archive of old media guides and gamebooks and more by visiting media.miamidolphins.com.



WEEK 13: AT BALTIMORE TABLE OF CONTENTS

MEDIA INFORMATION	2-3
DOLPHINS EN ESPAÑOL	4
TEAM NOTES	5
OFFENSE NOTES	6-7
DEFENSE NOTES	8-9
SPECIAL TEAMS NOTES	10
WHAT TO LOOK FOR...	11
THE DOLPHINS VS. THE RAVENS	12-14
THE LAST TIME THEY MET...	15
HARD ROCK STADIUM MODERNIZATION	16-17
DOLPHINS ON THE AIR	18
RISE YOUTH PROGRAM AWARDS	19
IN THE COMMUNITY	20
DEPTH CHART	21
PROJECTED CONTRIBUTORS	22-23
TRANSACTIONS	24-25
NUMERICAL ROSTER	26
ALPHABETICAL ROSTER	27
POSITIONAL ROSTER/PRONUNCIATIONS	28
HOW THEY WERE ACQUIRED	29
2016 GAME RECAPS	30-40
STEPHEN M. ROSS	41
MIKE TANNENBAUM	42
CHRIS GRIER	43
ADAM GASE	44
THE COACHING STAFF	45-46
PLAYER BIOS	47-103
SUPPLEMENTAL BIOS	105-110
SUPPLEMENTAL STATISTICS	111-123
THE LAST TIME...	124-129
LAST WEEK'S GAME BOOK	130-146
NFL STANDINGS	147



WEEKLY MEDIA SCHEDULE: WEEK 13 AT BALTIMORE

29 TUE	30 WED	1 THU	2 FRI	3 SAT	4 SUN	5 MON
No media availability	<p><u>Practice*</u> 12:45 - 2:35 p.m.</p> <p><u>Open Locker Room</u> Following practice</p> <p>Head Coach Adam Gase available following practice (media work room)</p> <p><u>Conference Calls</u> 12:30 p.m. - WR Mike Wallace 12:50 p.m. - Head Coach John Harbaugh</p>	<p><u>Coordinators</u> 11:10 a.m. (interview room in lobby)</p> <p><u>Practice*</u> 12:15 - 2:05 p.m.</p> <p><u>Open Locker Room</u> Following practice</p> <p>Head Coach Adam Gase available following practice (media work room)</p>	<p><u>Practice*</u> 12:25 - 1:45 p.m.</p> <p><u>Open Locker Room</u> Following practice</p> <p>Head Coach Adam Gase available following practice (media work room)</p>	No media availability	<p><u>Week 13</u> at Baltimore Kickoff - 1 p.m. TV - CBS</p>	TBD - Head Coach Adam Gase Press Conference

* Practice will be open to media for approximately 30 minutes

DOLPHINS ON THE AIR

Television:	WFOR-TV (CBS 4 - Miami-Ft. Lauderdale) WPEC-TV (West Palm Beach) WINK-TV (Ft. Myers)	
Broadcasters:	Kevin Harlan - Play-By-Play Rich Gannon - Color Analyst Chris Fischer - Sideline	
Local Radio:	Dolphins Radio Network KISS 99.9-FM WQAM 560-AM	
Broadcasters:	Jimmy Cefalo - Play-By-Play Bob Griese - Color Analyst Joe Rose - Color Analyst Kim Bokamper - Sideline	
Spanish Radio:	Dolphins Spanish Radio WMYM-990 AM	
Broadcasters:	Raul Striker Jr. - Play-By-Play Sebastian Martinez-Cristensen - Color Analyst	
National Radio:	Compass Media Networks	
Broadcasters:	Chris Carrino - Play-By-Play Brian Baldinger - Color Analyst	

ROAD WARRIORS

Miami's eight road games in 2016 will have the team travel a total of **25,516 miles (roundtrip)** away from home. It will be the **most miles traveled** by the Dolphins in an eight-game road schedule in team history (does not include London games in 2015 and 2007, where Miami was designated as the home team). The 25,516 road-game miles will be **the most of any NFL team located in the Eastern time zone** in 2016 and the fourth-most in the NFL, behind the Oakland Raiders, Seattle Seahawks and San Francisco 49ers.

MOST MILES (2016)

RNK	TEAM	MILES
1	Los Angeles Rams	37,072
2	Oakland Raiders	31,580
3	Seattle Seahawks	27,724
4	MIAMI DOLPHINS	25,516
5	San Francisco 49ers	25,330
6	Jacksonville Jaguars	23,652
7	San Diego Chargers	23,354
8	Arizona Cardinals	21,160

* Regular season games only

COMMUNICATIONS DEPARTMENT



JASON JENKINS

Sr. Vice President,
Communications &
Community Affairs

O: 954-452-7174
M: 954-290-6864
JJenkins@dolphins.com



MATT TAYLOR

Director of
Football
Communications

O: 954-452-7179
M: 954-649-7505
MattTaylor@dolphins.com



THERESA MANAHAN

Corporate
Communications
Manager

O: 305-943-1451
M: 904-838-7160
TManahan@dolphins.com



BRETT BRECHEISEN

Football
Communications
Manager

O: 954-452-7190
M: 954-663-1255
BBrecheisen@dolphins.com



RENZO SHEPPARD

Football
Communications
Manager

O: 954-452-7144
M: 904-616-1538
RSheppard@dolphins.com



GAYLE BADEN

Communications
Coordinator

O: 954-452-7173
M: 954-610-8660
GBaden@dolphins.com



SYDNEY WADE

Communications
Coordinator

O: 954-452-7198
M: 305-720-5131
SWade@dolphins.com



JOSEPH BUSATTO

Communications
Staff Assistant

O: 954-452-7110
M: 305-989-2032
JBusatto@dolphins.com



MIAMI DOLPHINS MEDIA WORKROOM ACCESS & PARKING INFORMATION FOR THE 2016 SEASON

As a reminder, the workroom for accredited media covering the Miami Dolphins is located behind the Dolphins Pro Shop at the Baptist Health Training Facility at Nova Southeastern University. Access to the media workroom is granted by the Communications Staff to members of the media upon their arrival at training camp.

Parking passes are distributed by the Communications Department. The passes **need to be clearly displayed** to gain entry into the media parking areas. Media parking is available at the Nova Southeastern University Medical School garage (HPD Garage), which is next to the Dolphins Pro Shop, and located near the intersection of University Drive and S.W. 30th Street, between Griffin Road and I-595. Access to this garage is off University Drive and S.W. 30th Street. In the event the HPD Garage is full, the overflow media parking will be in the AUX Parking Lot next to the NOVA Softball fields.

PLEASE NOTE – ALL MEDIA ARE ASKED TO PARK ON THE SECOND FLOOR OF THE HPD GARAGE. PARKING ON THE FIRST FLOOR IS RESERVED FOR NOVA PATIENTS ONLY. THE GARAGE WILL BE MONITORED BY NOVA AND THOSE WHO PARK ON THE FIRST FLOOR WILL BE TICKETED.

PLEASE PREARRANGE ALL LIVE TRUCK PARKING through the Miami Dolphins Communications Department.

DIRECTIONS TO PARKING GARAGE AT NOVA SOUTHEASTERN UNIVERSITY

FROM I-95 OR FLORIDA'S TURNPIKE

Exit at I-595; proceed west to University Drive exit
Turn left (south) onto University Drive
Proceed to S.W. 30th Street (Abe Fischler Blvd.) turn left (east)
Proceed past the Miami Dolphins facility to Ray Ferrero Jr. Blvd.
Turn right and parking garage will be on your right.

UNIVERSITY DRIVE

From north of I-595
Take University Drive south past I-595 to S.W. 30th Street (Abe Fischler Blvd.) turn left (east).
Proceed past the Miami Dolphins facility to Ray Ferrero Jr. Blvd.
Turn right and parking garage will be on your right.

FROM SOUTH OF GRIFFIN ROAD

Take University Drive north past Griffin Road to S.W. 30th Street (Abe Fischler Blvd.) turn right (east)
Proceed past the Miami Dolphins facility to Ray Ferrero Jr. Blvd.
Turn right and parking garage will be on your right.





DOLPHINS EN ESPAÑOL

LOS DOLPHINS VIAJAN A BALTIMORE PARA UN JUEGO IMPACTANTE

Los Dolphins llevan su racha de seis victorias consecutivas a Baltimore para jugar contra Ravens el domingo, 4 de diciembre a las 1 pm. Baltimore tiene un record de 6-5 y empató con el liderato del norte de la AFC con cinco partidos por jugar.

Miami derrotó a los Ravens en casa el año pasado, con una victoria de 15-13 el 6 de diciembre, pero los Dolphins no han ganado en Baltimore desde la primera reunión de las dos organizaciones, el 19 de octubre de 1997.

LA RACHA GANADORA DE SEIS JUEGOS

Los Dolphins han ganado seis partidos consecutivos por primera vez desde 2005 y tienen al menos siete victorias en sus primeros 11 partidos por primera vez desde 2003, cuando el equipo comenzó con 7-4 y terminó la temporada con 10-6. Adam Gase se une a Don Shula (11 veces) y Nick Saban (una vez) como los únicos head coaches en la historia de los Dolphins para encadenar por lo menos seis victorias consecutivas.

BUSCANDO SIETE

A los Dolphins les falta una victoria para completar su primera racha de siete victorias consecutivas desde 1985. Sólo seis jugadores de los Dolphins actuales nacieron antes del comienzo de la temporada de 1985.

En la historia de la franquicia, Miami ha tenido sólo ocho rachas ganadoras de siete partidos de temporada regular o más y las ocho de ellas sucedieron bajo el legendario coach Don Shula.

UN NOVIEMBRE PARA RECORDAR

Los Dolphins tuvieron un noviembre para recordar donde el equipo tuvo un mes de perfecto 4-0. Marcó la quinta vez en la historia de la franquicia que Miami se ha quedado sin perdidos en un noviembre, con las otras temporadas siendo 2006 (4-0), 1973 (4-0), 1972 (4-0) y 1971 (4-0).

LA RACHA GANADORA DE TANNEHILL

El QB Ryan Tannehill ha llevado a los Dolphins a una racha de seis victorias consecutivas, la más larga de la carrera del quarterback. Durante la racha, Tannehill ha completado 117 de 173 pases (67.6 pct.), 1,302 yardas, nueve touchdowns y una intercepción, para una calificación de quarterback de 104.7.

Tannehill entra en el rango de los líderes de la liga en varias categorías desde que comenzó la racha de victorias en la semana 6. Él es séptimo en porcentaje de pases (67.6), tercero en porcentaje de interceptación (0.6), séptimo en calificación de quarterback (104.7) y 11 en yardas por intento (7.53).

RYAN JUGANDO SU MEJOR FOOTBALL

El QB Ryan Tannehill está jugando el mejor football de su carrera últimamente. Tannehill ha tenido una calificación de quarterback de 130.6 en dos de sus últimos tres partidos (la Semana 10 en San Diego y Semana 12 vs San Francisco), que ocupa el lugar número 2 en su carrera. En dos de sus últimos tres partidos ha publicado dos de sus tres mejores calificaciones de quarterback en su carrera.

LOS 100 TOUCHDOWNS DE TANNEHILL

El QB Ryan Tannehill lanzó el número 100 touchdown de carrera la semana pasada contra San Francisco como parte de un esfuerzo de tres touchdowns en la victoria. Sus tres touchdowns marcaron la cuarta vez en la carrera de Tannehill que lanzó por lo menos tres touchdowns y no fue interceptado. Él es uno tres quarterbacks de los Dolphins para lanzar 100 touchdowns, uniéndose a Dan Marino (420) ya Bob Griese (192).

AJAYI EN LOS ÚLTIMOS SEIS JUEGOS

Una gran razón del éxito de Miami en los últimos seis partidos ha sido la aparición del RB Jay Ajayi. La segunda vuelta del año ha sumado 130 acarrees para 730 yardas (5,6 avg.) Y cinco touchdowns durante la racha ganadora de seis partidos y tuvo tres juegos consecutivos de 100 yardas, incluyendo dos concursos de 200 yardas. Durante la racha, Ajayi se ha 'rushed' por una primera down 36 veces, o el 27.7 por ciento de sus acarrees, y tuvo 27 carreras de más de 10 yardas.

Ajayi ha sido uno de los mejores de la NFL en casi todas las categorías de 'rushing' desde la racha de victorias que comenzó en la semana 6 vs Pittsburgh. Desde entonces, Ajayi lidera la liga en yardas de 'rushing' (730) y 10 yardas más (27). Él es segundo en yardas por acarreo (5.62) y primer down acarreo lleva (36) y está empatado en sexto con cinco carreras de touchdowns.

'JUICE' CAPTURA TODO

El WR Jarvis Landry está empatado en el décimo lugar en la NFL con 64 recepciones y está empatado en el segundo lugar de la liga con 21 recepciones en tercer down hasta la semana 12.

Landry tiene 258 recibimientos de carrera y ahora está a sólo tres recepciones lejos de romper el récord de la NFL para la mayoría de recibimientos en los primeros tres años de una carrera, que ahora pertenece a Cincinnati A.J. Green (260). El WR de los N.Y. Giants Odell Beckham Jr. también está en su tercera temporada de NFL y tiene 252 recepciones de carrera.

JUGADOR DE KIKO QUE CAMBIARON EL JUEGO

La habilidad del LB Kiko Alonso de hacer grande jugadas se está convirtiendo en una tendencia esta temporada, ya que ahora ha creado 'turnovers' en tres partidos consecutivos. En la semana 10, Alonso tuvo una intercepción de touchdown con 1:01 en el reloj para darle a los Dolphins una victoria por 31-24 en San Diego. Luego en la semana 11 en Los Ángeles, el linebacker golpeo la pelota suelta del TE de los Rams Lance Kendricks y la recuperó él mismo, dando a la defensa de los Dolphins su única rotación del día. Lo siguió la semana pasada contra San Francisco con una intercepción y una recuperación de balón suelto.

La recuperación fue la cuarta de la temporada, la más en la NFL esta temporada y la mayoría por un jugador de los Dolphins desde Jason Taylor, quien tuvo cuatro en 2001. Alonso necesita sólo una recuperación más para empatar el récord de los Dolphins de una sola temporada de todos los tiempos.

Alonso también ayudó en el 'tackle' que salvo el juego contra San Francisco, uniéndose con DT Ndamukong Suh para detener al QB de los 49ers Colin Kaepernick en la línea de 2 yardas en la última jugada del juego.

El último jugador de los Dolphins que tuvo una intercepción o recuperación de balón suelto en tres partidos consecutivos fue el S Reshad Jones, quien lo hizo en las Semanas 13-15 de la temporada 2015.

ALONSO CONTRA SAN FRANCISCO

LB Kiko Alonso tuvo un juego inolvidable en la Semana 12 vs San Francisco. Dirigió el equipo con 12 tackles (cuatro solo) y tuvo una intercepción y una recuperación de balón suelto, además de ayudar en un tackle del QB de los 49ers Colin Kaepernick 2 yardas de la 'endzone' en la última jugada del juego.

Alonso se convirtió en el primer linebacker de los Dolphins desde al menos 1993 y el único linebacker de la NFL esta temporada para interceptar un pase y recuperar un balón suelto en el mismo juego. El último linebacker de la NFL que lo hizo fue el Craig Robertson de Cleveland el 3 de enero de 2016.

La intercepción fue la segunda de la temporada para Alonso. El último linebacker de los Dolphins en registrar intercepciones múltiples en una temporada fue Dannell Ellerbe, quien tenía dos intercepciones en 2013.



TEAM NOTES

DOLPHINS HEAD TO BALTIMORE FOR PIVOTAL MATCHUP

The Dolphins take their six-game winning streak on the road to Baltimore to take on the Ravens on **Sunday, Dec. 4 at 1 p.m.** Baltimore is 6-5 and tied for the AFC North lead with five games to play.

Miami defeated the Ravens at home last year, posting a 15-13 win on **Dec. 6, 2015**, but the Dolphins have not won in Baltimore since the first meeting of the two organizations, back on Oct. 19, 1997.

SIX-GAME WINNING STREAK

The Dolphins have won six consecutive games for the first time since 2005 and have at least seven wins in their first 11 games for the first time since 2003, when the team started 7-4 and finished the season 10-6. **Adam Gase joins Don Shula (11 times) and Nick Saban (once)** as the only head coaches in Dolphins history to string together at least six straight wins.

LOOKING FOR SEVEN

The Dolphins are a win away from their first seven-game winning streak since 1985. Only six current Dolphins players were even born before the start of the 1985 season: T Branden Albert, G/T Jermon Bushrod, LS John Denney, QB Matt Moore, DE Cameron Wake and DE Mario Williams.

In franchise history, Miami has had just eight winning streaks of seven regular season games or longer and all eight of them came under legendary Hall of Fame coach Don Shula.

A NOVEMBER TO REMEMBER

The Dolphins had a November to remember as the team went a perfect 4-0 during the month. It marked just the fifth time in franchise history that Miami has gone undefeated in a November, with the other seasons being 2006, 1973, 1972 and 1971.

THE COMEBACK KIDS

As part of Miami's six-game winning streak, the Dolphins won four consecutive games while trailing at some point in the fourth quarter, when they posted come-from-behind wins vs. Buffalo (Week 7), vs. N.Y. Jets (Week 9), at San Diego (Week 10) and at Los Angeles (Week 11). According to ESPN Stats & Info, it is the first time in franchise history that the team has won four straight games while trailing in the fourth quarter. According to Elias Sports Bureau, the last NFL team to accomplish this was the Denver Broncos in 2011 - a team with Adam Gase as its quarterbacks coach.

THE BEGINNING OF THE GASE ERA

Adam Gase was named the 12th head coach in Miami Dolphins history on Jan. 9, 2016. Here is a look at all 12 Dolphins head coaches in the franchise's 51-year history:

ALL-TIME MIAMI DOLPHINS HEAD COACHES

HEAD COACH	COLLEGE	YEAR	RECORD
George Wilson	Northwestern	1966-69	15-39-2
Don Shula	John Carroll	1970-95	257-133-2
Jimmy Johnson	Arkansas	1996-99	36-28
Dave Wannstedt	Pittsburgh	2000-04	42-31
Jim Bates*	Tennessee	2004	3-4
Nick Saban	Kent State	2005-06	15-17
Cam Cameron	Indiana	2007	1-15
Tony Sparano	New Haven	2008-11	29-32
Todd Bowles*	Temple	2011	2-1
Joe Philbin	Washington & Jefferson	2012-15	24-28
Dan Campbell*	Texas A&M	2015	5-7
ADAM GASE	MICHIGAN STATE	2016-	7-4

* Interim Head Coach

NUMEROUS NEWCOMERS

Not only do the Dolphins have a new head coach in **Adam Gase**, but **25 players, or 47.2 percent**, of the team's current 53-man roster are new faces from the end of the 2015 season.

TYPE OF ACQUISITION	NO.
Free Agent	12
Drafted	7
Unrestricted Free Agent	2
Trade	2
Waivers	2
TOTAL	25

* Roster as of Nov. 28, 2016

BREAKING DOWN THE DOLPHINS ROSTER:

Here is how the Dolphins' 53-man roster breaks down:

- There are 24 offensive players, 26 defensive players and three specialists.
- Of the 53 players on Miami's roster, **20 of them (37.8 pct.) were drafted by the Dolphins.**
- Miami also has eight undrafted college free agents on the roster that began their NFL careers with the Dolphins, bringing the total to **28 of the 53 players (52.8 pct.) that began their NFL careers with the Dolphins.**
- Of Miami's 53 players, **19 of them (35.8 pct.) were not selected in the NFL draft.**
- A total of **42 of the 53 players (79.2 pct.) are 28 years old or younger.**

THE DOLPHINS ROSTER:

BY DRAFT ROUND:

ROUND	NO.
1st	8 players
2nd or 3rd	9 players
4th or 5th	9 players
6th or 7th	8 players
Undrafted	19 players

BY EXPERIENCE:

YEARS	NO.
Rookie-1	12 players
2-3	16 players
4-5	10 players
6-9	12 players
10-plus	3 players

BY AGE:

AGE	NO.
21-24	23 players
25-28	19 players
29-32	9 players
33-plus	2 players

* All ages as of kickoff date (12/4/16)

UP NEXT: THE ARIZONA CARDINALS

The Dolphins will play their final NFC opponent next week when they **host the Arizona Cardinals on Sunday, Dec. 11 at 1 p.m.** The Dolphins are 2-1 this season against the NFC, posting wins at Los Angeles (Week 11) and vs. San Francisco (Week 12) and losing at Seattle (Week 1). The Cardinals played in the NFC Championship game last year.

Miami is 8-3 all-time against the Cardinals but have dropped the last three games in the series. The Dolphins last beat Arizona on Sept. 19, 1999 in Miami.



OFFENSE NOTES

TANNEHILL'S WINNING STREAK

QB Ryan Tannehill has led the Dolphins to a six-game winning streak, the longest of the fifth-year quarterback's career. During the streak, Tannehill has completed 117-of-173 passes (67.6 pct.) for 1,302 yards, nine touchdowns and one interception, good for a 104.7 quarterback rating.

Tannehill ranks among the league leaders in several categories since the winning streak began in Week 6. He is **seventh in completion percentage (67.6)**, **third in interception percentage (0.6)**, **seventh in quarterback rating (104.7)** and **11th in yards per attempt (7.53)**.



QB1 IN THE FOURTH QUARTER

QB Ryan Tannehill has been excellent down the stretch during Miami's six-game winning streak. **In the fourth quarter of the past six games, Tannehill has gone 27-of-43 (62.8 pct.) for 364 yards, four touchdowns and no interceptions**, giving him a 120.7 quarterback rating and an 8.47 yards per attempt average.

In the fourth quarter since Week 6, Tannehill is **tied for sixth in the NFL in passing touchdowns (4)**, **sixth in quarterback rating (120.7)** and **seventh in yards per attempt (8.47)**.

MOST EFFICIENT YEAR YET FOR TANNEHILL

Through the first 11 games of the 2016 season, **QB Ryan Tannehill** is averaging **7.82 yards per pass attempt**, which is eighth in the NFL this season and the highest of Tannehill's career through 11 games. It's the highest mark by a Dolphins quarterback through the first 11 games (min: 150 att.) of a season since Chad Pennington had a 7.96 yards per attempt average through the first 11 games of the 2008 season.

RYAN PLAYING HIS BEST FOOTBALL

QB Ryan Tannehill is playing some of the best football of his career lately. Tannehill has posted a 130.6 quarterback rating in two of his past three games (Week 10 at San Diego and Week 12 vs. San Francisco), which ranks No. 2 in his career. **In two of his past three games, he has posted two of his top three highest career quarterback ratings.**

TANNEHILL'S 100 TOUCHDOWNS

QB Ryan Tannehill threw his 100th career touchdown last week vs. San Francisco as part of a three touchdown effort in the win. His three touchdowns marked **the fourth time in Tannehill's career that he threw for at least three touchdowns and did not turn the ball over**. He is one of just three Dolphins quarterbacks to throw for 100 touchdowns, joining Dan Marino (420) and Bob Griese (192).

TANNEHILL HAS THE DEEP BALL

QB Ryan Tannehill has six games this season with a completion of at least 50 yards after he hit WR DeVante Parker for a 56-yard gain to put Miami in field goal range to tie the game late in the fourth quarter in Week 10 at San Diego. The six games with a 50-plus yard play are **the most in the NFL this season and already a career high** for Tannehill. It tops his previous career high of three games set in 2013.

MOST GAMES WITH A 50-PLUS YARD COMPLETION (2016)

RNK	PLAYER	TEAM	GMS W/ 50+ YD CMP
1.	RYAN TANNEHILL	MIA.	6 (74t, 66T, 58, 56, 53, 50)
2.	Joe Flacco	Bal.	5 (95t, 70, 66t, 53, 52t)
	Philip Rivers	SD	5 (59, 57t, 53, 52t, 51t)

TANNEHILL BECOMES DOLPHINS RECORD-HOLDER

QB Ryan Tannehill has not only been an effective passer, but he has also showcased his mobility and running ability during his five-year NFL career. Tannehill is **the Dolphins' all-time career leader in rushing yards by a quarterback with 1,045 yards**. He surpassed Hall of Fame quarterback Bob Griese's 994 rushing yards in the Week 11 win at Los Angeles.

MOST CAREER RUSHING YARDS BY A DOLPHINS QB

RNK	PLAYER	YEARS	ATT	YDS	AVG	TD
1.	RYAN TANNEHILL	2012-16	210	1,045	5.0	6
2.	Bob Griese	1967-80	261	994	3.8	7
3.	Jay Fiedler	2000-04	201	834	4.1	11
4.	David Woodley	1980-83	173	771	4.5	9
5.	Chad Henne	2008-11	66	196	3.0	2

TANNEHILL BRINGS THE DOLPHINS BACK IN L.A.

In Week 11, despite being shut out for the first three quarters and generating no points on the first 11 possessions of the game, **QB Ryan Tannehill made plays when it mattered the most** in the Dolphins' win at Los Angeles. **On Miami's final two drives, Tannehill was 12-of-13 (92.3 pct.) for 115 yards and two touchdowns. He completed 11 passes in a row to finish the game**, totaling 108 yards and the two touchdowns to bring the Dolphins back from a two-score deficit with less than five minutes remaining.

"I told the guys right before going on that first touchdown drive, 'Hey, everyone take a deep breath. We're going to win this game.' And that's what we did. **"**
- **QB Ryan Tannehill, Postgame at Los Angeles (11/20/16)**

TANNEHILL'S FOURTH QUARTER COMEBACKS

The Dolphins' come-from-behind victory in Week 11 at Los Angeles was **the 13th fourth-quarter comeback in QB Ryan Tannehill's career and his fourth in a row**. He also led the Dolphins to fourth-quarter comebacks in Week 7 vs. Buffalo, Week 9 vs. the N.Y. Jets and Week 10 at San Diego.

It was also the 10th game-winning drive in Tannehill's career and his third this season. He had game-winning drives to beat Cleveland in Week 3 and Buffalo in Week 7.

PARKER COMING ON STRONG

WR DeVante Parker, Miami's first-round pick (14th overall) in the 2015 NFL draft, has been Miami's top receiving target the past three weeks. Parker has hauled in 16 receptions for 246 yards (15.4 avg.) and one touchdown in the last three games and **ranks No. 9 in the NFL in receiving yards since Week 10**. Ten of his 16 receptions have converted first downs (62.5 percent).

With three receptions for 64 yards (21.3 avg.) last week vs. San Francisco, **Parker topped the 1,000-yard mark for his career**. He now has 67 career receptions for 1,043 yards.

PARKER'S YARDS PER RECEPTION

WR DeVante Parker has produced plenty of big plays in his young career and ranks No. 13 in the NFL in yards per reception (15.6) since he entered the NFL in 2015.

FIRST DOWN SUCCESS

The Dolphins lead the AFC in yards per play on first down, averaging 5.90 yards per first-down snap. They have gained 1,700 yards on 288 first-down plays and rank No. 5 in the NFL in the statistic.



OFFENSE NOTES

AJAYI IN THE LAST SIX GAMES

A big reason for Miami's success in the past six games has been the emergence of RB Jay Ajayi. The second-year back has totaled 130 carries for 730 yards (5.6 avg.) and five touchdowns during the six-game winning streak and had three straight 100-yard games, including two 200-yard contests. During the streak, Ajayi has rushed for a first down 36 times, or 27.7 percent of his carries, and had 27 runs of 10-plus yards.

Ajayi has been one of the NFL's best in just about every rushing category since the winning streak began in Week 6 vs. Pittsburgh. Since then, Ajayi leads the league in rushing yards (730) and 10-plus yard runs (27). He is second in yards per carry (5.62) and first down carries (36) and is tied for sixth with five touchdown runs.

AJAYI AMONG LEAGUE LEADERS

With a 5.26 rushing average (min. 60 carries), RB Jay Ajayi is second among all NFL running backs in yards per carry. If the season ended today, his average would be the fifth-highest in team history and the highest since Tony Nathan's 5.32 average in 1981. Ajayi is seventh in the NFL with 847 rushing yards.

GIVE HIM THE ROCK IN THE SECOND HALF

RB Jay Ajayi ran for a team-record 153 yards in the second half of the Week 6 victory vs. Pittsburgh. He followed it up by rushing for 115 yards in the second half of the come-from-behind win vs. Buffalo in Week 8, the fifth-most in team history. Ajayi owns the two largest second-half rushing totals in the league this season and is fourth in the NFL in second-half rushing with 473 yards on 77 carries (6.14 avg.).

TWO OF THE BEST RUSHING EFFORTS IN DOLPHINS HISTORY

RB Jay Ajayi has produced two of the top five rushing performances in the Dolphins' illustrious 51-year history this season. His rushing totals rank No. 3 and No. 5 all-time, and No. 3 and No. 4 all-time in regular season contests.

MOST RUSHING YARDS IN A SINGLE GAME - DOLPHINS HISTORY

RK	PLAYER	DATE	OPP	ATT	YDS	AVG	TD
1.	Ricky Williams	12/1/02	at Buf.	27	228	8.4	2
2.	Ricky Williams	12/9/02	Chi.	31	216	7.0	2
3.	JAY AJAYI	10/23/16	BUF.	28	214	7.6	1
4.	Lamar Smith	12/30/00*	Ind.	40	209	5.2	2
5.	JAY AJAYI	10/16/16	PIT.	25	204	8.2	2

* AFC Wild Card game

THE 200-YARD MAN

RB Jay Ajayi rushed for 200 yards in back-to-back games in Week 6 and Week 7, becoming one of only four players to accomplish that feat in NFL history. He rushed for 214 yards in Week 7 vs. Buffalo and 204 yards in Week 6 vs. Pittsburgh, totaling 418 yards in two contests.

- Ajayi joined O.J. Simpson (1973 and 1976), Earl Campbell (1980) and Ricky Williams (2002) as the only players in NFL history to rush for 200-plus yards in consecutive games.
- Ajayi is the only player since the merger (1970) to rush for 200 yards in two of his first three career starts.
- Ajayi is one of just 27 NFL players to ever rush for 200 yards in multiple games in a career and one of 19 to rush for 200 yards in multiple games in the same season.
- His two 200-yard games are the highest single-game performances in the NFL this season.
- Ajayi owns two of the NFL's 10 200-yard rushing performances since 2013.
- He is one of just four players to rush for 200-plus yards in Dolphins history.

'JUICE' CATCHES EVERYTHING

WR Jarvis Landry is tied for 10th in the NFL with 64 receptions and is tied for second in the league with 21 receptions on third down through Week 12.

Landry has 258 career receptions and is now just three receptions away from breaking the NFL record for most catches in the first three years of a career, held by Cincinnati's A.J. Green (260). N.Y. Giants WR Odell Beckham Jr. is also in his third NFL season and has 252 career receptions.

MOST RECEPTIONS - FIRST THREE YEARS OF NFL CAREER

RNK	PLAYER	TEAM	YEARS	REC.
1.	A.J. Green	Cincinnati	2011-13	260
2.	Anquan Boldin	Arizona	2003-05	259
3.	JARVIS LANDRY	MIAMI	2014-16	258
4.	Odell Beckham Jr.	N.Y. Giants	2014-16	252

STILLS AVERAGES 16.8 YARDS PER RECEPTION

WR Kenny Stills is among the NFL's best at making the most of his receptions. In Week 12 vs. San Francisco, Stills caught a 43-yard touchdown in the third quarter to give Miami a 24-14 lead. During his four-year NFL career, Stills has averaged 16.8 yards per catch, the sixth-best mark in the NFL during that time (2013-present) (min. 60 rec.):

HIGHEST YPC IN THE NFL (2013-PRESENT)

RNK	PLAYER	TEAMS	REC.	YARDS	AVG.
1.	Malcom Floyd	San Diego	88	1,566	17.8
2.	Josh Gordon	Cleveland	111	1,949	17.6
3.	DeSean Jackson	Phi./Wash.	206	3,614	17.5
4.	Martavis Bryant	Pittsburgh	76	1,314	17.3
5.	Torrey Smith	Bal./SF	167	2,825	16.9
6.	KENNY STILLS	NO/MIAMI	148	2,492	16.8
7.	Chris Givens	St.Louis/Bal.	65	1,081	16.6
8.	Michael Floyd	Arizona	192	3,141	16.4
9.	Sammy Watkins	Buffalo	134	2,172	16.2
10.	Terrance Williams	Dallas	160	2,578	16.1

THE RECEIVERS SPREAD THE WEALTH

WR Kenny Stills has 480 receiving yards, just 20 shy of 500 for the season. He would become the third Dolphins wide receiver to top 500 yards this season (Jarvis Landry has 733 and DeVante Parker has 549). The Dolphins have not had three wide receivers with more than 500 receiving yards each in a season since 2011, when Brandon Marshall (1,214), Brian Hartline (549) and Davone Bess (537) all did so.

Rookie wide receiver Leonte Carroo also got in on the action last week vs. San Francisco. The Rutgers product caught his first career touchdown, a 15-yard strike from QB Ryan Tannehill that extended Miami's fourth-quarter lead.

VERSATILE FIRST-ROUND PICK

A left tackle at Ole Miss, most pegged Dolphins first-round pick (13th overall) G/T Laremy Tunsil as a left tackle at the NFL level. But the Dolphins have a two-time Pro Bowl selection in T Branden Albert manning that spot, so the team shifted Tunsil to left guard for his rookie season.

After starting the first three games at left guard for Miami, an injury to Albert forced Tunsil to move to left tackle for the Week 4 contest at Cincinnati. With Tunsil's start at left tackle, he became the first offensive lineman in team history to start at least one game at both guard and tackle during his rookie season.



DEFENSE NOTES

GAME-CHANING PLAYS FROM KIKO

LB Kiko Alonso's big-play ability is becoming a trend this season as he now **has created turnovers in three consecutive games**. In Week 10, Alonso had a game-winning pick-six with 1:01 left to give the Dolphins a 31-24 win at San Diego. Then in Week 11 at Los Angeles, the linebacker punched a ball loose from Rams TE Lance Kendricks and recovered it himself, **giving the Dolphins defense their only turnover of the day**. He followed it up last week vs. San Francisco with an interception and a fumble recovery.

The fumble recovery was his fourth of the season, **the most in the NFL this season and most by a Dolphins player since DE Jason Taylor had four in 2001**. Alonso needs just one more fumble recovery to tie the Dolphins all-time single-season record.

Alonso also assisted on the game-saving tackle vs. San Francisco, teaming up with DT Ndamukong Suh to stop 49ers QB Colin Kaepernick on the 2-yard line on the game's final play.

The **last Dolphins player** to have an interception or fumble recovery in three straight games was **S Reshad Jones, who did so in Weeks 13-15 of the 2015 season**.

KIKO'S GAME-WINNING PICK-SIX

LB Kiko Alonso made the game-winning play in Week 10 at San Diego, picking off Chargers QB Philip Rivers and returning it for a 60-yard touchdown to give the Dolphins a 31-24 lead with 1:01 to play. The touchdown was **the first of Alonso's career** and was **Miami's first defensive touchdown since DE Derrick Shelby had a 22-yard interception return for a score vs. Baltimore on Dec. 6, 2015**. It is currently the longest interception return in the AFC this season.

Alonso's touchdown was **the latest a Dolphins player had returned an interception for a touchdown to give Miami the lead** since at least 1991. It was **the latest any NFL player had given his team a lead since Atlanta's Robert Alford had a 59-yard interception return in overtime to defeat Washington on Oct. 11, 2015**.

EL COLOMBIANO Y CUBANO

Miami acquired **LB Kiko Alonso** in an offseason trade with the Philadelphia Eagles in 2016. Born to a **Colombian mother and a Cuban father**, **Alonso speaks fluent Spanish** and has already embraced Miami's Latin culture. He's also the Dolphins' starting middle linebacker.

Alonso is tied for fifth in the AFC and leads the team with 91 total tackles through the first 11 weeks of the regular season.

MOST TOTAL TACKLES IN THE AFC (2016)

RNK	PLAYER	TEAM	TOTAL	SOLO	ASST
1.	Christian Kirksey	Cleveland	111	68	43
2.	Zach Brown	Buffalo	107	70	37
3.	Benardrick McKinney	Houston	101	61	40
4.	Zachary Orr	Baltimore	97	67	30
5.	KIKO ALONSO	MIAMI	91	53	38
	Paul Posluszny	Jacksonville	91	68	23
7.	Telvin Smith	Jacksonville	88	72	16
8.	Avery Williamson	Tennessee	87	59	28
9.	Preston Brown	Buffalo	86	49	37
10.	Lawrence Timmons	Pittsburgh	82	57	25



ALONSO'S PERFORMANCE VS. SAN FRANCISCO

LB Kiko Alonso had a performance to remember in Week 12 vs. San Francisco. He led the team with 12 tackles (four solo) and had one interception and one fumble recovery, in addition to assisting on a tackle of 49ers QB Colin Kaepernick 2 yards shy of the end zone on the game's final play.

Alonso became the first Dolphins linebacker since at least 1993 and the only NFL linebacker this season to intercept a pass and recover a fumble in the same game. The last NFL linebacker to do so was Cleveland's Craig Robertson on Jan. 3, 2016.

The interception was the second of the season for Alonso. **The last Dolphins linebacker** to record multiple interceptions in a season was **Dannell Ellerbe, who recorded two interceptions in 2013**.

“ He has been kind of our bell cow. He has done a great job as far as chasing the ball all over the field. He's borderline reckless with his body. You talk about a guy that just sells out every play, he's the poster child for that for us.”

- Head Coach Adam Gase on LB Kiko Alonso

BRANCH GETS AFTER THE QUARTERBACK

The Dolphins' winning streak began in Week 6, the same week that the coaching staff inserted **DE Andre Branch** into the starting lineup. In the six games since, Branch has been outstanding, totaling 20 tackles (12 solo), 3.5 sacks, seven quarterback hits and three tackles for loss. **The 3.5 sacks are tied for 10th in the AFC since Week 6**.

MAXWELL STEPS UP

Another critical player to Miami's six-game winning streak is **CB Byron Maxwell**, who has totaled 27 tackles (22 solo), one interception and nine passes defended since the streak began in Week 6. **The nine passes defended are tied for second in the NFL in that span**. **Maxwell also has three forced fumbles this season, the most of any NFL cornerback in 2016 and tied for sixth of any NFL player**.

DOLPHINS DEFENSE IS NFL'S BEST ON THIRD DOWN

The Dolphins defense is designed to be an attacking-style front that thrives on critical plays and so far, they have done just that. Miami's defense **leads the NFL in third-down conversion percentage**, holding the opposition to just a 33.3 percent success rate on third downs, **nearly seven percentage points better than the league average of 40.1**.

The Dolphins defense has also been effective in third-and-short situations. They **lead the league with opponents having just a 45.2 conversion percentage** when facing third down and less than 4 yards to go.

MIAMI SHUTS DOWN RAMS

The Dolphins posted their best defensive performance of the season in Week 11, **limiting the Rams to just 227 total yards and 10 points**. **Both totals were season-bests for Miami**, and helped the Dolphins pull out a 14-10 victory despite not scoring until their final two possessions of the game.

NOT ONE, NOT TWO, NOT THREE...

The Dolphins had **four interceptions in the fourth quarter of the Week 10 win at San Diego**. **It tied the franchise record* for most turnovers forced in a quarter**. The Dolphins also forced four turnovers in the second quarter vs. Seattle on Sept. 3, 2000 and in the fourth quarter vs. Buffalo on Oct. 26, 2008. **It set the team record* for most interceptions in a quarter and is just the 11th time in the NFL (since 1991) that a team has recorded four-or-more interceptions in a quarter**.

* Numbers only available from 1971 to present



DEFENSE NOTES

ONE OF THE BEST: CAMERON WAKE

Simply put, **DE Cameron Wake** is one of the best pass rushers to ever wear a Dolphins uniform. Since joining the Dolphins in 2009, Wake has compiled three double-digit sack campaigns, seven consecutive seasons of seven-plus sacks and is **second in team history** in all-time career sacks.

In 2016, Wake is sixth in the AFC and ninth in the NFL with 8.5 sacks. During Miami's six-game winning streak, Wake has 7.5 sacks, the fourth-most in the NFL since Week 6.

Wake is the only active NFL player with seven-plus sacks in the past seven consecutive seasons.

Here is a look at the Dolphins' all-time career sack leaders:

DOLPHINS ALL-TIME CAREER SACK LEADERS

RNK	PLAYER	YEARS	SACKS
1.	Jason Taylor	1997-07, 09, 11	131.0
2.	CAMERON WAKE	2009-16	78.5
3.	Bill Stanfill	1969-76	69.5
4.	Doug Betters	1978-87	65.5
5.	Vern Den Herder	1971-82	65.0

Wake is also one of the best undrafted pass rushers in NFL history. With 78.5 career sacks, he is **third in NFL history** (since sacks were recognized as an official statistic in 1982) for most career sacks by players who were undrafted:

NFL ALL-TIME CAREER SACK LEADERS (UNDRAFTED PLAYERS)

RNK	PLAYER	YEARS	SACKS
1.	John Randle	1990-2003	137.5
2.	James Harrison	2004-16	80.5
3.	CAMERON WAKE	2009-16	78.5
4.	Chris Clemons	2004-15	69.0
5.	Adewale Ogunleye	2001-10	67.0

* Supplemental Draft picks not included

Wake's consistency has placed him among the NFL's elite pass rushers. Since he entered the league in 2009, there is only one player with more sacks than Wake:

NFL SACK LEADERS (2009-PRESENT)

RNK	PLAYER	TEAMS	SACKS
1.	DeMarcus Ware	Dal./Den.	83.0
2.	CAMERON WAKE	MIAMI	78.5
	Jared Allen	Min./Chi.	78.5
4.	J.J. Watt	Houston	76.0
5.	Von Miller	Denver	72.5

Wake needs just 1.5 more sacks to reach 10 for the season. It would be the fourth season in Wake's career that he has reached double-digit sacks. Since 2010, only four NFL players have had four 10-plus sack seasons: DE Jared Allen, LB Von Miller, LB Terrell Suggs and DE J.J. Watt.

Wake would be one of just three NFL players in the past decade to have 10-plus sacks at age 34 or older, joining Julius Peppers (2015) and John Abraham (2012-13).



SACKS BY SUH

The Dolphins knew they were adding a defensive playmaker when they signed **DT Ndamukong Suh** during the 2015 offseason. Suh has not disappointed, as he is **second among all NFL defensive tackles in sacks since he entered the league in 2010**.

With five sacks, **Suh also is tied for third in the NFL in sacks by a defensive tackle** this season.

Here is a look at how Suh's sacks stack up since he entered the league in 2010:

MOST SACKS BY NFL DEFENSIVE TACKLES (2010-PRESENT)

RNK	PLAYER	TEAMS	SACKS
1.	Geno Atkins	Cin.	47.5
2.	NDAMUKONG SUH	DET./MIA.	47.0
3.	Calais Campbell	Arizona	44.5
4.	Gerald McCoy	TB	41.5
5.	Marcell Dareus	Buffalo	34.0

STUFFS BY SUH

Not only is **DT Ndamukong Suh** a great interior pass rusher, but the Nebraska product also disrupts rushing plays behind the line of scrimmage. Since he entered the NFL as a first-round pick in 2010, Suh is **second among all interior defensive linemen with 46.5 stuffs**. A stuff is defined as any tackle of a ball carrier behind the line of scrimmage during a rushing attempt.

MOST STUFFS BY INTERIOR DEFENSIVE LINEMEN (2010-PRESENT)

RNK	PLAYER	TEAMS	STUFFS
1.	Calais Campbell	Arizona	50.0
2.	NDAMUKONG SUH	DET./MIA.	46.5
3.	Kyle Williams	Buf.	34.0
4.	Aaron Donald	StL/LA	33.5
5.	Brandon Mebane	Sea./SD	32.5

SUH STARTS HIS 100TH GAME

DT Ndamukong Suh started his 100th career game in Week 6 vs. Pittsburgh. He is **one of only three defensive linemen (Cincinnati Bengals DT Domata Peko and Arizona Cardinals DT Calais Campbell) to start 100 games since 2010**, the season that he entered the league.

SUH CONSISTENTLY MAKES STOPS

DT Ndamukong Suh topped 350 career tackles in the Week 12 win vs. San Francisco when he made three tackles, including a takedown of 49ers QB Colin Kaepernick at the 2-yard line on the final play of the game. **Since he entered the NFL in 2010, Suh ranks No. 3 among defensive tackles with 350 total tackles.**

Suh leads all interior defensive linemen in total tackles this season with 51 (29 solo). He's **on pace to finish among the top five in total tackles by an NFL interior defensive linemen for the third consecutive season.**



SPECIAL TEAMS NOTES

THOMAS AND HULL LEAD NFL ON SPECIAL TEAMS

S Michael Thomas and LB Mike Hull share the NFL lead in special teams tackles with 14. Thomas is also tied for the league lead in total special teams tackles (38) since 2014, his first full season in the NFL. Last year, Thomas was named a first-team All Pro on special teams by Pro Football Focus.

KENYAN'S KICKOFF RETURNS

With a 78-yard kickoff return in the third quarter last week vs. San Francisco, RB Kenyan Drake posted the longest Dolphins' kickoff return that wasn't a touchdown since 1999, when S Brock Marion had a 93-yard return vs. Buffalo.

Drake is the first Dolphins player to have two 70-plus yard kickoff returns in the same season since WR Ted Ginn had 100- and 101-yard returns in 2009 (both in the N.Y. Jets game on Nov. 1, 2009).

He also returned one for a 96-yard touchdown to win the game in Week 9 vs. the N.Y. Jets.

Noting Drake's kickoff return to beat the Jets:

- The 96-yard return was tied for the sixth longest in team history.
- It was Miami's first kickoff return for a touchdown since Nov. 15, 2012 at Buffalo when RB Marcus Thigpen also had a 96-yard kickoff return for a touchdown.
- The 96 yards marked the second-longest kickoff return by a rookie in Dolphins history (Mercury Morris, 105 yards, at Cincinnati, Sept. 14, 1969).
- It is the fifth time in Dolphins history that the team has returned a kickoff and punt return for a touchdown in the same season (2012, 1989, 1981 and 1970).
- According to Elias Sports Bureau, it was the latest game-winning kickoff return for a touchdown since 2003, when Kansas City's Dante Hall had a 97-yard kickoff return to give the Chiefs a 17-10 lead with 5:08 left at Baltimore.
- It marks just the second time in team history and fourth in NFL history (since the merger in 1970) that a team has returned a kickoff and punt for a touchdown in the same season by two different rookies. Tommy Vigorito (punt return) and Fulton Walker (kickoff return) accomplished the feat for the Dolphins in 1981. The others were Philadelphia in 2008 (DeSean Jackson and Quintin Demps) and Buffalo in 1973 (Bill Cahill and Wallace Francis).



MIGHTY MOUSE

WR Jakeem Grant may be diminutive in stature at 5-foot-7, 172 pounds, but his presence as a returner has been huge. The rookie scored his first NFL touchdown in Week 5, when he took a punt return 74 yards to tie the game in the second quarter vs. Tennessee. It was the seventh-longest punt return in team history and the fourth-longest punt return by a rookie. He is one of just two AFC players (Houston WR Will Fuller) to return a punt for a touchdown this season.

PUNTING IT AWAY FROM GRANT AND LANDRY

The threat of WR Jarvis Landry or WR Jakeem Grant breaking a long punt return has caused opponents to try and alter their punting strategy against him. With hangtime and direction more important than distance, opposing punters have the second-lowest gross punting average in the NFL when playing the Dolphins. Miami's opponents are averaging just 42.4 yards per punt, well below the 45.8 league average.

KICKOFF (RETURN) STRATEGY

It isn't just new touchback rules (a touchback now brings the ball out to the 25-yard line) that may challenge opponent's kickoff strategies, but also rookie kickoff returners Jakeem Grant and Kenyan Drake. The Dolphins rank No. 7 in the NFL with the starting field position line of 25.6 yards following kickoffs this season, 0.8 yards better than the league average. Grant ranks No. 8 in the NFL averaging 24.4 yards per kickoff return and Drake's 38.9 avg. would lead the NFL if he had enough attempts. Drake has seven kickoff returns this year and the league minimum to be ranked is 13.

FRANKS' CAREER HIGH

K Andrew Franks set a career high in Week 6 with three made field goals against the Pittsburgh Steelers. He scored 12 of Miami's 30 points in the 30-15 victory. Franks has made field goals in nine of Miami's 11 games this season, including six of the past seven.

Franks has also converted all 28 of his PATs this season and 36 in a row dating back to 2015. He is one of only eight kickers in the NFL to be perfect on extra points this season, joining Dan Bailey (Dallas), Chris Boswell (Pittsburgh), Phil Dawson (San Francisco), Sebastian Janikowski (Oakland), Justin Tucker (Baltimore), Adam Vinatieri (Indianapolis) and Greg Zuerlein (Los Angeles).

DARR AMONG THE LEAGUE'S BEST

P Matt Darr is having a stellar sophomore campaign. The second-year punter from Tennessee ranks in the top 10 of the league in several key statistics. He is fifth in net yards (2,443), sixth in gross yards (2,753) and tied for ninth in punts inside the 20 (19).

THE DENNEY STREAK

When LS John Denney took the field in Week 1 at Seattle, it marked the 37-year old's 12th NFL season. Denney has been Miami's long snapper for every game dating back to 2005 - a consecutive games streak that spans 187 contests. That streak is the longest in Dolphins history and is tied for the fourth longest among all active NFL players.

Denney is also fourth in team history with 187 games played. He moved past former Dolphins WR Nat Moore for sole possession of fourth place in Week 9 vs. the N.Y. Jets.

MOST CONSECUTIVE GAMES PLAYED IN DOLPHINS HISTORY

RNK	PLAYER	CONS. GP	STREAK
1.	JOHN DENNEY	187*	1ST (2005) - 11TH (2016)
2.	Jason Taylor	130	15th (1999) - 16th (2007)
3.	Jim Langer	128	10th (1970) - 9th (1979)

* active streak

MOST CONSECUTIVE GAMES PLAYED, ACTIVE NFL LEADERS

RNK	PLAYER	TEAM	POS	CONS. GP
1.	Shane Lechler	Oak./Hou.	P	233
2.	Jason Witten	Dallas	TE	214
3.	Eli Manning	N.Y. Giants	QB	194
4.	JOHN DENNEY	MIAMI	LS	187
	Donnie Jones	Mia./STL/Hou./Phi.	P	187



WHAT TO LOOK FOR...

RB JAY AJAYI...

- Has 847 rushing yards in 2016. Needs 153 rushing yards to break the 1,000-yard plateau for just the 14th time in Dolphins history. He would be the 10th Dolphins player to ever rush for 1,000 yards in a single season.

LB KIKO ALONSO...

- Has recorded 91 total tackles this season. Needs nine tackles to reach 100 for the second time in his career.
- Has recorded 293 career total tackles. Needs seven tackles to reach 300 in his career.
- Has four fumble recoveries this season. Needs one fumble recovery to tie the single-season franchise record of five.

LS JOHN DENNEY...

- Will extend his consecutive games played streak, which currently stands at a franchise-record 187, having played in every game in his 12-year career.

LB JELANI JENKINS...

- Has 217 total tackles. Needs 33 to reach 250 in his career.

WR JARVIS LANDRY...

- Has 258 receptions. Needs three to pass Cincinnati Bengals WR A.J. Green (260) for the most receptions during the first three seasons of an NFL career (N.Y. Giants Odell Beckham Jr. is in his third NFL season and has 252 career receptions).
- Has 2,648 receiving yards. Needs 352 to reach 3,000 in his career.
- Has 733 receiving yards in 2016. Needs 267 yards to post another 1,000-yard receiving season and to accomplish this in back-to-back years for the first time by a Dolphins wide receiver since Brian Hartline did it in 2012 and 2013.

CB BYRON MAXWELL...

- Has nine interceptions. Needs one interception to reach 10 and six to reach 15 in his career.
- Has 49 passes defensed. Needs one pass defensed to reach 50 in his career.

WR DeVANTE PARKER...

- Has 549 receiving yards this season. Needs 451 receiving yards to reach 1,000 for the first time in his career.
- Has five receiving touchdowns. Needs five to reach 10 in his career.

WR KENNY STILL...

- Has 148 career receptions. Needs two receptions to reach 150 and 52 to reach 200 in his career.
- Has 2,492 career receiving yards. Needs eight receiving yards to reach 2,500 and 508 to reach 3,000 in his career.
- Has five receiving touchdowns this season. Needs one receiving touchdown to set a career high.
- Has 16 receiving touchdowns. Needs four receiving touchdowns to reach 20 in his career.

TE DION SIMS...

- Has 167 receiving yards this season. Needs 118 receiving yards to reach 285 and set a new career high.

DT NDAMUKONG SUH...

- Has 47.0 career sacks. Needs three sacks to reach 50 in his career.
- Has 51 total tackles this season. Needs 16 more tackles to set a new career high.

QB RYAN TANNEHILL...

- Has 18,034 passing yards. Needs 1,966 passing yards to reach 20,000 in his career.
- Has passed for 18,034 yards in his career. Needs 1,389 passing yards to move into first place for most passing yards by a Dolphins quarterback in the first five years of their career, passing Dan Marino (19,422). It would also move him into second place all-time in NFL history behind Peyton Manning (20,618).
- Has 2,574 passing yards in 2016 and needs 1,426 more yards for another 4,000-yard passing season this year to become the first Dolphins quarterback to record three-consecutive seasons with 4,000 passing yards since Dan Marino from 1984-86.

DE CAMERON WAKE...

- Has recorded 78.5 sacks in his Dolphins career. Needs 2.5 sacks to surpass DE/LB Jason Taylor (80.5) for the most sacks by a Dolphins player in their first eight seasons on the team. Needs 2.5 sacks to move into second place in NFL history for most sacks by an undrafted player, surpassing Pittsburgh Steelers linebacker James Harrison (80.5).
- Has recorded five games with three-plus sacks in his career. Needs one game with three-or-more sacks to move into a tie for first place for the most games with three-plus sacks in franchise history, joining DE/LB Jason Taylor (six games).

DE MARIO WILLIAMS...

- Has 399 total tackles. Needs one tackle to reach 400 in his career.
- Has 97 sacks. Needs three sacks to reach 100 in his career.
- Has 16 forced fumbles. Needs four forced fumbles to reach 20 in his career.



THE DOLPHINS VS. THE RAVENS

A DOLPHINS WIN WOULD...

- Extend Miami's winning streak to seven games - the longest since the 1985 season. Miami has had just eight winning streaks of seven games or longer, all coming under legendary Hall of Fame head coach Don Shula.
- Improve the Dolphins' record to 8-4, their best record through 12 games since 2003, when they also started the season 8-4.
- Be Miami's third straight road victory, it's longest road winning streak since 2014 when they won three in a row at Oakland, Chicago and Jacksonville.
- Give Miami its first win in Baltimore since Oct. 19, 1997 - the Ravens' second season in Baltimore.

SERIES HISTORY

REGULAR SEASON: MIAMI LEADS 6-5
POSTSEASON: BALTIMORE LEADS 2-0

DATE	GAME
10/19/1997	Miami 24, at Baltimore 13
9/17/2000	at Miami 19, Baltimore 6
1/13/2002	*Baltimore 20, at Miami 3
11/17/2002	at Miami 26, Baltimore 7
11/16/2003	at Miami 9, Baltimore 6 (ot)
1/2/2005	at Baltimore 30, Miami 23
12/16/2007	at Miami 22, Baltimore 16 (ot)
10/19/2008	Baltimore 27, at Miami 13
1/4/2009	*Baltimore 27, at Miami 9
11/7/2010	at Baltimore 26, Miami 10
10/6/2013	Baltimore 26, at Miami 23
12/7/2014	Baltimore 28, at Miami 13
12/6/2015	at Miami 15, Baltimore 13

* AFC Wild Card game



DE Cameron Wake, a native of Beltsville, Md., will play in Baltimore for just the second time in his 8-year NFL career on Sunday. Beltsville is located 28 miles south of Baltimore.

CONNECTIONS

PRO CONNECTIONS

- In 1995, Dolphins EVP of Football Operations **Mike Tannenbaum** served as a player personnel assistant for the Cleveland Browns, prior to the franchise moving to Baltimore.
- Dolphins Offensive Line Coach **Chris Foerster** was the Ravens offensive line/asst. head coach (2005-07). Also, Dolphins Assistant Special Teams Coach **Marwan Maalouf** served in the same capacity for Baltimore (2008-11).
- From 2004-06, Dolphins Asst. Special Teams Coach **Marwan Maalouf** was the special teams quality control coach for the Browns, while Ravens Special Teams Coordinator/Assoc. Head Coach **Jerry Rosburg** was Cleveland's special teams coordinator.
- From 2011-12, Ravens Offensive Line Coach **Juan Castillo** was the Eagles' defensive coordinator, while Dolphins Senior Defensive Asst./Pass Rush Specialist **Jim Washburn** was Philadelphia's d-line coach.
- Dolphins Asst. Offensive Line Coach **Jeremiah Washburn** was a player personnel assistant (2003-04) and area scout (2005-08) with the Ravens.
- From 1983-85, Dolphins Senior Scout **Terry Bradway** was the asst. director of player personnel for the USFL's Philadelphia/Baltimore Stars.
- Ravens Sr. Advisor to Player Engagement **O.J. Brigance** originally entered the NFL as a free agent with Miami, playing four seasons (1996-99) with the Dolphins. Also, Ravens Director of Player Engagement **Harry Swayne** played his final NFL season with Miami (2001).
- Ravens Midwest/Southwest Area Scout **Jack Glowick** scouted the Midwest region for the Dolphins from 2005-07.
- Ravens WR **Mike Wallace** played with Miami for two seasons (2013-14).
- Dolphins TE **Dominique Jones** spent time on the Ravens' practice squad in 2015.
- Ravens WR **Breshad Perriman's** father, Brett, spent part of the 1997 season with the Dolphins and also played collegiately for Miami (Fla.)

COLLEGE CONNECTIONS

- In 1989, Dolphins General Manager **Chris Grier** played with Ravens Defensive Line Coach **Joe Cullen** at Massachusetts. Grier played an additional season (1990) for UMass and was later an undergraduate assistant (1991), while Cullen served as the running backs (1990) and d-line coach (1991).
- Dolphins Head Coach **Adam Gase** (1996-99) was an undergraduate assistant at Michigan State, while Ravens Defensive Coordinator **Dean Pees** was the Spartans' defensive coord./inside LBs coach (1995-97). Gase would deliver weekly self-scouting reports on Michigan State games to Pees.
- From 2004-07, Dolphins Special Teams Coord./Asst, Head Coach **Darren Rizzi** and Ravens Defensive Backs Coach **Chris Hewitt** and Sr. Offensive Asst. **Craig Ver Steeg** served in various roles for Rutgers.
- In 1995, Dolphins Defensive Backs Coach **Lou Anarumo** was the asst. head coach at Harvard, while Ravens Sr. Offensive Asst. **Craig Ver Steeg** was the quarterbacks/wide receivers coach.
- From 2009-2010, Dolphins TE **MarQueis Gray** played quarterback for Minnesota, while Ravens Running Backs Coach **Thomas Hammock** was the Gophers' RBs Coach (2007-09) and co-offensive coord./recruiting coord. (2010).
- From 2011-12, Dolphins S **Bacarri Rambo** played for Georgia at the same time Ravens Defensive Asst. **Mike Macdonald** was a safeties and defensive quality control coach.
- Ravens Asst. Director of Pro Personnel **Chad Alexander's** father, Hubbard, was the receivers coach for Miami (Fla.), winning two national championships (1983 & 1987) with the Hurricanes.
- Dolphins RB **Kenyan Drake**, C/G **Anthony Steen** and Ravens LB **C.J. Mosley** were all members of Alabama's 2013 BCS National Championship team. Steen and Mosley also won the 2012 national championship with the Crimson Tide.
- From 2002-06, Dolphins G/T **Jermon Bushrod** played for Towson (Md.).
- From 2003-05, Ravens WR/RS **Devin Hester Sr.** played for Miami (Fla.)
- Ravens S **Matt Elam** (2010-12) played with Dolphins LB **Jelani Jenkins** (2010-12), DT **Leon Orr** (2011-14) and C **Mike Pouncey** (2007-10) at Florida.

HIGH SCHOOL/HOMETOWN CONNECTIONS

- Dolphins T **Branden Albert** prepped at Glen Burnie (MD) High School.
- Dolphins LB **Jelani Jenkins** was born in Rockville, Md., and attended Our Lady of Good Counsel High School in Olney, Md.
- Dolphins DE **Cameron Wake** was born in Beltsville, Md. and prepped at DeMatha Catholic High School in Hyattsville, Md.
- Several Ravens players are from Florida: WR **Kamar Aiken** (Miami), RB **Javorius Allen** (Tallahassee) LB **Elvis Dumervil** (Miami), S **Matt Elam** (West Palm Beach), WR/RS **Devin Hester Sr.** (Riviera Beach), DT **Timmy Jernigan** (Lake City), ILB **Albert McClellan** (Lakeland) and WR **Chris Moore** (Tampa).



THE DOLPHINS VS. THE RAVENS

SERIES FACTS (TEAM)

MIAMI'S LARGEST MARGIN OF VICTORY:

19 (at Miami 26, Baltimore 7, 11/17/02)

BALTIMORE'S LARGEST MARGIN OF VICTORY:

18 (Baltimore 27, at Miami 9, 1/4/09 [AFC Wild Card game])

CURRENT SERIES STREAK:

Miami 1 (12/6/15)

MIAMI'S LARGEST WIN STREAK:

2 (twice, last: 11/17/02 - 11/16/03)

BALTIMORE'S LARGEST WIN STREAK:

5* (10/19/08 - 12/7/14)

* includes AFC Wild Card game in 2009

MOST POINTS BY MIAMI:

26 (at Miami 26, Baltimore 7, 11/17/02)

MOST POINTS BY BALTIMORE:

30 (at Baltimore 30, Miami 23, 1/2/05)

MOST POINTS, BOTH TEAMS:

53 (at Baltimore 30, Miami 23, 1/2/05)

FEWEST POINTS BY MIAMI:

3 (Baltimore 20, at Miami 3, 1/13/02 [AFC Wild Card game])

FEWEST POINTS BY BALTIMORE:

6 (twice, last: at Miami 6, Baltimore 3, 11/16/03)

FEWEST POINTS, BOTH TEAMS:

9 (at Miami 6, Baltimore 3, 11/16/03)

SERIES SUPERLATIVES

DOLPHINS

RUSHING YARDS:

113, Lamar Miller, at Miami, 12/6/15

PASSING YARDS:

315, Cleo Lemon, at Miami, 12/16/07

RECEPTIONS:

8, Marty Booker, at Miami, 12/16/07

RECEIVING YARDS:

146, Chris Chambers, at Baltimore, 1/2/05

RAVENS

RUSHING YARDS:

167, Jamal Lewis, at Baltimore, 1/2/05

PASSING YARDS:

331, Vinny Testaverde, at Baltimore, 10/19/97

RECEPTIONS:

12, Javorius Allen, at Miami, 12/6/15

RECEIVING YARDS:

121, Torrey Smith, at Miami, 10/6/13

DOLPHINS PLAYERS VS. THE RAVENS

PLAYER	GP	RECORD	PASSING				
			A-C-I	YDS	PCT	TD	RTG
Ryan Tannehill	3	1-2	92-53-0	620	57.6	3	89.0
TOTALS	3	1-2	92-53-0	620	57.6	3	89.0

PLAYER	RUSHING		YDS	AVG	LG	TD
	GP	ATT				
Ryan Tannehill	3	5	23	4.6	11	0
Jay Ajayi	1	4	12	3.0	4	0
Damien Williams	2	3	5	1.7	4	0
Kenny Stills	2	1	-2	-2.0	-2	0
TOTALS	8	13	38	2.9	11	0

PLAYER	RECEIVING		YDS	AVG	LG	TD
	GP	NO				
Kenny Stills	2	8	98	12.3	33	0
Jarvis Landry	2	8	60	7.5	20	0
DeVante Parker	1	3	63	21.0	38t	1
Dion Sims	3	3	22	7.3	12	0
Damien Williams	2	2	12	6.0	7	0
TOTALS	10	24	255	10.6	38t	1

PLAYER	KICKOFF RETURNS					
	GP	KOR	YDS	AVG	LG	TD
Jarvis Landry	2	2	61	30.5	36	0
Damien Williams	2	2	42	21.0	22	0
TOTALS	4	4	103	25.8	36	0

PLAYER	PUNT RETURNS					
	GP	PR	YDS	AVG	LG	TD
Jarvis Landry	2	4	12	3.0	5	0
TOTALS	2	4	12	3.0	5	0

PLAYER	KICKING							
	GP	FGM	FGA	LG	XP	XPA	KO	TB
Andrew Franks	1	0	0	-	1	1	3	2
TOTALS	1	0	0	-	1	1	3	2

PLAYER	PUNTING							
	GP	NO	YDS	AVG	LG	TB	I20	NET
Matt Darr	1	9	412	45.8	59	1	2	38.3
TOTALS	1	9	412	45.8	59	1	2	38.3



THE DOLPHINS VS. THE RAVENS



WR DeVante Parker caught a 38-yard touchdown just before halftime to give the Dolphins a 7-0 lead on Dec. 6, 2015 vs. Baltimore.

DOLPHINS PLAYERS VS. THE RAVENS

PLAYER	DEFENSE							
	GP	SOLO	ASST	SK	INT	PD	FF	FR
Cameron Wake	3	8	0	2.0	0	1	0	0
Donald Butler	4	8	6	0.5	0	0	1	0
Jelani Jenkins	3	8	4	0.0	0	1	0	0
Bobby McCain	1	7	0	0.0	0	1	0	0
Earl Mitchell	5	6	5	0.0	0	0	0	0
Ndamukong Suh	2	5	2	0.0	0	0	0	0
Mario Williams	3	4	1	1.0	0	0	0	0
Michael Thomas	1	3	3	0.0	0	0	0	0
Kiko Alonso	1	2	3	0.0	2	2	0	0
Andre Branch	1	1	0	0.0	0	0	0	0
Terrence Fede	2	1	0	0.0	0	0	0	0
Nick Williams	1	1	1	0.0	0	0	0	0
Jordan Phillips	1	1	3	0.0	0	1	0	0
Neville Hewitt	1	1	1	0.0	0	0	0	0
Spencer Paysinger	2	0	1	0.0	0	0	0	0
TOTALS	31	56	30	3.5	2	6	1	0

HOW THEY COMPARE

DOLPHINS		CATEGORY	RAVENS	
STAT	RNK		RNK	STAT
332.4	25	Total Offense	23t	334.2
216.4	28	Passing Offense	18	246.4
116.0	6	Rushing Offense	28	87.8
22.6	17t	Scoring Offense	24t	19.8
26	18t	Sacks Allowed	12t	23
34.9	27	Third Down Offense	32	33.3
52.9	19	Red Zone Offense	24t	50.0
361.9	20	Total Defense	2	297.8
229.7	9	Passing Defense	6	222.9
132.2	30	Rushing Defense	1	74.9
21.8	16	Scoring Defense	4	18.3
25	13t	Sacks	11t	26
33.3	1	Third Down Defense	2	33.6
54.8	15	Red Zone Defense	11	51.9
15	12t	Takeaways	6t	19
13	12t	Giveaways	15	17

STATISTICAL LEADERS

CATEGORY	DOLPHINS		RAVENS	
	PLAYER	STAT	PLAYER	STAT
Completion Pct.	R. Tannehill	66.0%	J. Flacco	63.3%
Passing Yards	R. Tannehill	2,574	J. Flacco	2,877
Passer Rating	R. Tannehill	94.7	J. Flacco	80.4
Rushing Yards	J. Ajayi	847	T. West	600
Yards Per Carry	J. Ajayi	5.3	T. West	3.9
Rushing TDs	J. Ajayi	7	T. West	4
Receptions	J. Landry	64	D. Pitta	52
Receiving Yards	J. Landry	733	M. Wallace	792
Receiving TDs	K. Stills	5	M. Wallace	4
Tackles	K. Alonso	91	Z. Orr	97
Sacks	C. Wake	8.5	T. Suggs	8.0
Interceptions	Three tied	2	C. Mosley	3
Forced Fumbles	Two tied	3	T. Suggs	3
Special Tms Tcks	Two tied	14	P. Onwuasor	14



THE LAST TIME THEY MET...

2015 - WEEK 13

DEC. 6, 2015 | MIAMI GARDENS, FLA.
SUN LIFE STADIUM
ATTENDANCE: 64,519 | TV: CBS

SCORING SUMMARY

BALTIMORE 13	MIAMI 15
---------------------	-----------------

	1	2	3	4	F
Baltimore	0	3	7	3	13
Miami	0	15	0	0	15

Two quick touchdowns late in the first half and big plays by the defense were enough for the Dolphins to take care of the Baltimore Ravens.

Rookie wide receiver DeVante Parker and defensive end Derrick Shelby scored 20 seconds apart in the second quarter to help the Dolphins beat the Ravens, 15-13, snapping a five-game losing streak in the series. The victory improved the Dolphins' record to 5-7.

Baltimore had a chance to take the lead with under 3 minutes left in the fourth quarter, but Justin Tucker was wide right on a 55-yard field goal attempt.

Defensive highlights for the Dolphins included an interception by safety Reshad Jones, a goal-line stand in the second quarter and a 2.5-sack performance by defensive end Olivier Vernon.

The Dolphins offense didn't produce much beyond Parker's touchdown, but it did come up with a clutch 14-yard pass play from Ryan Tannehill to Parker with just over 2 minutes left to all but clinch the victory.

The Dolphins also lived up to their vow of running the ball. They had more rushing attempts in the first quarter than they did the entire game against the New York Jets the previous Sunday.

Lamar Miller finished with 113 rushing yards, more than twice as many as the highest total in any of the previous five games. He did, however, fumble on the run that put him over the 100-yard mark, setting up Tucker's missed field goal attempt.

Another big difference in the game was the Dolphins holding Baltimore to only two field goals on three red-zone trips.

The Dolphins led 15-0 after their two quick touchdowns as the result of two interceptions. One play after Jones came up with his fourth pick of the season, Tannehill and Parker connected on the first-round pick's second touchdown in two games. Parker went up high to beat cornerback Lardarius Webb on a deep post for a 38-yard score.

Four plays later, Shelby batted Matt Schaub's pass at the line of scrimmage into the air, caught the ball and rumbled 22 yards for a touchdown. Two offside penalties on the extra-point attempt negated a miss by Andrew Franks and a block returned for two points, and moved the ball to the 2-yard line. The Dolphins then decided to go for the two-point conversion and Jay Ajayi easily converted with a run to the left side.

SCORING DRIVES

TEAM	QTR	TIME	PLAY (EXTRA POINT) (DRIVE INFO)	BAL	MIA
Dolphins	2	1:47	D.Parker 38 yd. pass from R.Tannehill (A.Franks kick) (1-38, 0:07)	0	7
Dolphins	2	1:27	D.Shelby 22 yd. interception return (J.Ajayi run)	0	15
Ravens	2	0:29	J.Tucker 38 yd. Field Goal (7-60, 0:58)	3	15
Ravens	3	11:44	J.Allen 41 yd. pass from M.Schaub (J.Tucker kick) (6-78, 3:16)	10	15
Ravens	4	10:17	J.Tucker 31 yd. Field Goal (10-47, 5:28)	13	15

GAME STATISTICS

RUSHING (Att-Yds-TD):

Baltimore: J. Allen 17-63, T. West 8-31, M. Schaub 1-0.
Miami: L. Miller 20-113, J. Ajayi 4-12, R. Tannehill 1-11, Da. Williams 1-1.

PASSING (A-C-Y-TD-I):

Baltimore: M. Schaub 46-32-308-1-2.
Miami: R. Tannehill 19-9-86-1-0.

RECEIVING (Rec-Yds-TD):

Baltimore: J. Allen 12-107-1, K. Aiken 6-48, J. Butler 4-43, C. Givens 3-68, N. Boyle 3-15, D. Brown 1-17, C. Gillmore 1-7, T. West 1-5, K. Juszczyk 1-(-2).
Miami: D. Parker 3-63-1, J. Landry 2-5, L. Miller 1-5, Da. Williams 1-5, J. Cameron 1-4, D. Sims 1-4.

SACKS (Sk-Yds):

Baltimore: D. Smith 1-4.
Miami: O. Vernon 2.5-22.5, D. Shelby 0.5-4.5.

INTERCEPTIONS (Int-Yds):

Baltimore: None.
Miami: D. Shelby 1-22-1, R. Jones 1-2.

FORCED FUMBLES:

Baltimore: K. Lewis 1.
Miami: None.

FUMBLE RECOVERIES (No-Yds):

Baltimore: C. Upshaw 1-0.
Miami: None

TEAM STATS	BAL	MIA
First Downs	22	8
Rushing	4	5
Passing	18	3
Penalty	0	0
3rd-Down Efficiency	5 for 14	4 for 13
4th-Down Efficiency	0 for 1	0 for 0
Total Net Yards	375	219
Total Net Plays	75	46
Average Gain	5.0	4.8
Net Yards Rushing	94	137
Rushes	26	26
Yards per Rush	3.6	5.3
Net Yards Passing	281	82
Completed - Attempted	32-46	9-19
Yards per Pass Play	5.7	4.1
Sacked - Yards Lost	3-27	1-4
Had Intercepted	2	0
Punts - Average	5-267-53.4	9-412-45.8
Return Yardage	70	81
Punts - Return Yards	5-47	2-15
Kickoffs - Return Yards	1-23	2-42
Interceptions - Return Yards	0-0	2-24
Penalties - Yards	5-36	5-31
Fumbles - Lost	0-0	1-1
Red-Zone Efficiency	0 for 2	0 for 0
Goal-to-Go Efficiency	0 for 0	0 for 0
Time of Possession	38:09	21:51



HARD ROCK STADIUM MODERNIZATION



Hard Rock Stadium is South Florida's home to the Miami Dolphins, University of Miami Hurricanes, Orange Bowl, international soccer, concerts and other world-class events. A truly global entertainment destination, this multi-purpose, open-air complex is in the midst of a multi-year, \$500 million renovation to enhance the fan experience. The modernization is being privately funded by Stephen Ross.

NEW SEATING PRODUCTS

Hard Rock Stadium's modernization included doubling unique seating experiences from 8 to 16. Some of the newest seating products include:

The 72 Club: The 598 seats in the 72 Club take the premium seating experience to another level. It's the most luxurious seating experience in all of South Florida sports and entertainment. Seats are double-padded, have 11 inches more legroom and are located at midfield. At any point in-game, guests are able to walk on the field on their way to a private club designed by the Rockwell Group.



Living Room Boxes: Hard Rock Stadium created four-person private Living Room Boxes. Located on the 35-yard line and within the Atos Club presented by EMC and Ford Field Clubs in the end zones, Living Room Boxes are the biggest, most comfortable seats in the stadium. These boxes give guests the ability to watch replays and highlights on their own private screens.

Hyundai Club: The Hyundai Club is a club located between the 30-yard lines on the north side that offers wider, padded seats. The club is designed by the Rockwell Group.




Corner Terraces: The 100 level Corner Terraces provide a unique social experience where guests can watch the game from a high-top table and comfortable swivel chairs. Corner Terraces provide guests the enjoyment of sitting with family or friends without being confined to a row of seats.



PHASE I

Phase I of the project that was completed for the 2015 season changed every seat in the stadium, rebuilt the concourses on the 100 and 300 levels, reduced capacity from 76,018 to 65,326, moved seats 25 feet closer to the field on the north and south sidelines, introduced five new premium spaces and allowed fans to enjoy improved food, enhanced concourses and 16 new restroom facilities throughout the facility.

The NINE: The NINE are nine open-air suites between the 30-yard lines that connect to a private club designed by the Rockwell Group. The NINE offers the best view of the field with the convenience of a private club.





HARD ROCK STADIUM MODERNIZATION

PHASE II

For the 2016 season, a state-of-the-art canopy was installed that will keep as many as 92 percent of the spectators in the shade and protected from the rain along with four giant high-definition video boards.

VIDEO BOARDS

- Four 1,472-inch screens in each corner of the stadium for a total of 22,400 sq. ft. – the largest in the AFC East (compared to 12,000 total square footage in old stadium).
- A total of 18 million LEDs will showcase game day on the boards.
- High-definition picture positioned for easy sightlines for every fan.

MIAMI DOLPHINS
TOTAL: 22,400 SQ. FT.



NEW YORK JETS
TOTAL: 14,160 SQ. FT.



BUFFALO BILLS
TOTAL: 12,253 SQ. FT.



NEW ENGLAND PATRIOTS
TOTAL: 11,306 SQ. FT.



SHADE CANOPY

- Will shade approximately 92 percent of fans (increase from 17 percent in old stadium).
- The shade canopy is approximately 626,000 square feet [14.37 acres] and is comprised of 17,000 tons of steel.
- Covering the remainder of the canopy area [94,000 square feet] immediately adjacent to the ocular over the field is a translucent material called ETFE. This material will provide supplemental light in the bowl while reducing solar heat.
- Four spires rise an additional 200 feet above the roof surface achieving a total height of 357 feet from the ground. Several steel cables secured at the top of each spire will be extended to the roof to provide additional structural support. Cable diameters range between 3.5" to 5.5" in diameter.

FIELD FACTS

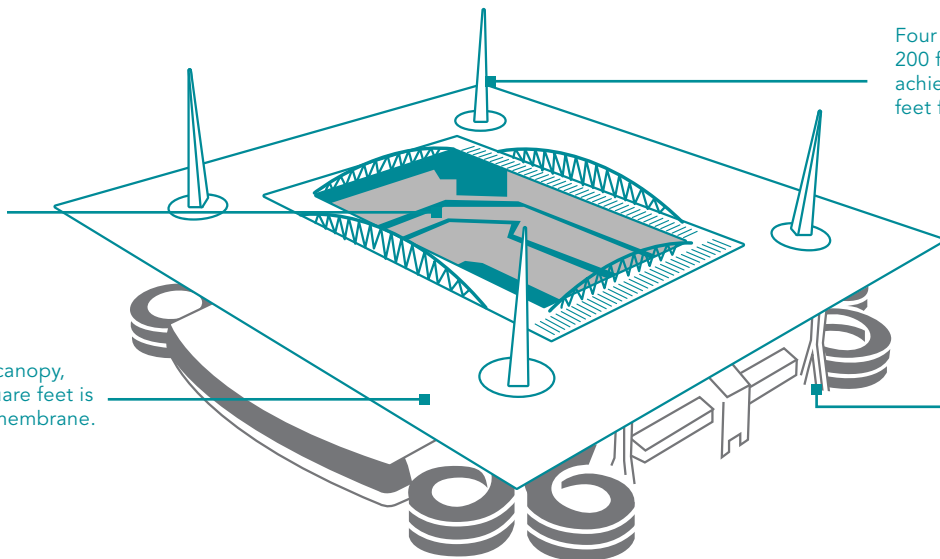
- First team in the NFL to use Paspalum Platinum (shorter versions are Platinum TE or TE). The TE species works well in warm climates with growth not hindered in shade.
- Texture: Courser, thicker grass
- Feel: TE is thicker and lusher so there is a difference in feel and cushion in footing
- Sustainability: More shade tolerance
- Growth: TE grows aggressively and requires less nitrogen in the fertilizer than Bermuda.
- Color Variation: TE is a lighter green shade.

Will shade approximately 92 percent of fans (increase from 17 percent currently).

Four Spires rise an additional 200 feet above the roof surface achieving a total height of 357 feet from the ground

The main area of canopy, some 530,000 square feet is a single ply TPO membrane.

All 8 Super Columns have been completed.





DOLPHINS ON THE AIR THIS SEASON

CEFALO, GRIESE, ROSE AND BOKAMPER RETURN WITH NEW RADIO PARTNER IN 2016

On May 19, 2016, the Miami Dolphins announced a multi-year radio broadcast rights partnership with Miami's Sportsradio 560 WQAM, with the station becoming the official flagship radio partner of the franchise. In addition, all Dolphins games will be simulcast on KISS 99.9 FM "South Florida's NEW Country" and feature expanded pre-, halftime and postgame shows. The games also can be heard on Dolphins.com and throughout South and Central Florida on a variety of stations that make up the Miami Dolphins Radio Network.

The Dolphins previously had their games broadcast on Miami's Sportsradio 560 WQAM during the 1997-2004 and 2007-09 seasons.



As part of the agreement, Sportsradio 560 WQAM will have the radio broadcast rights for all preseason, regular season and playoff games. Dolphins fans who tune into Miami's Sportsradio 560 WQAM will have the opportunity to listen to live broadcasts of Head Coach Adam Gase's day-after game press conferences and "Dolphins Friday," a day of Dolphins centric-content on the station featuring interviews with players, coaches and team executives. Additionally, CBS Radio Miami will promote Dolphins community and Foundation initiatives across multiple platforms.

The preseason English radio broadcast team on Sportsradio 560 WQAM consists of three Dolphins alumni in the booth. Former wide receiver Jimmy Cefalo handles the play-by-play duties with former tight end Joe Rose and former Pro Bowl defensive end Jason Taylor providing the game analysis. During the regular season, Cefalo and Rose are joined by former Hall of Fame quarterback Bob Griese serving as an analyst with former Dolphins Pro Bowl linebacker/defensive end Kim Bokamper reporting from the sidelines.

In addition to the game broadcasts, the station will feature an expanded pregame show with Curtis Stevenson and former Dolphins linebacker Channing Crowder serving as hosts, a halftime show hosted by Kevin Rogers and a postgame show hosted by Orlando Alzugaray and former Dolphins running back Troy Stradford with live updates from Rogers.



990 ESPN Deportes is the Dolphins' official Spanish radio broadcast partner for all preseason, regular season and playoff games. Raul Striker Jr. will handle play-by-play duties with Eduardo Martell as a color analyst. 990 ESPN Deportes additionally airs a



Bob Griese, Joe Rose and Jimmy Cefalo



Eduardo Martell and Raul Striker Jr.

2016 MIAMI DOLPHINS RADIO NETWORKS

LOCATION	NETWORK	LOCATION	NETWORK
Fort Lauderdale	WQAM 560 AM	Miami	KISS 99.9 FM
Fort Lauderdale	KISS 99.9 FM	Miami	WMYM 990 AM (Spanish)
Fort Lauderdale	WMYM 990 AM (Spanish)	Orlando	ESPN 580 AM
Fort Myers	WRXK 96.1 FM	Port St. Lucie	WPSL AM 1590
Key West	WKWF 1600 AM	West Palm Beach	ESPN 106.3 FM
Miami	WQAM 560 AM	West Palm Beach	ESPN Deportes 760 AM (Spanish)



RISE YOUTH PROGRAMS AWARDS

MIAMI DOLPHINS ANNOUNCE WEEK 12 YOUTH PROGRAMS AWARDS WITH PARTNER ROSS INITIATIVE IN SPORTS FOR EQUALITY (RISE)

Miami – The Miami Dolphins and the Ross Initiative in Sports for Equality (RISE) recognize the Week 12 youth football players, coach and parent who have demonstrated their commitment to being leaders on and off the field:

- High School Player of the Week: **Yasir Abdullah** from Miami Carol City Senior High School. Abdullah dominated the opposition, recording eight total tackles and five sacks in the Chiefs' second-round playoff victory against Miami Northwestern Senior High School.
- High School Coach of the Week: **Dameon Jones** from Chaminade-Madonna College Preparatory School. This is Jones' first season coaching the Lions, but they are playing very well and defeated number one ranked Oxbridge Academy 30-13 this past weekend.
- Youth Player of the Week: **Matthew O'Dowd** from the Lauderhill Broncos Varsity of the Gold Coast Pop Warner football league. O'Dowd not only excels on the football field, but also in the classroom. His name has been submitted for Pop Warner National Academic All-American status, which recognizes scholar-athletes who maintain a 96 percent or better grade point average. Currently, O'Dowd has earned a 98 percent GPA.
- Team Mom of the Week: **Shaketta Simmonds** from the Kendall Kolts 9U of the Miami Xtreme football league. Simmonds takes being a team mom to the next level. She arranges a hydration schedule for the team and also prepares home-cooked meals for the players and families every home game. Additionally, Simmonds prays with players and families, makes sure players have transportation to and from practices and games and even arranged a breast cancer awareness dinner for the Kolts family. She also encourages the kids to read and has them submit book reports every week. Simmonds has taught her players the true meaning of responsibility and respect, and the Kendall Kolts are so grateful that she is their team mom.



Youth Player of the Week Matthew O'Dowd
(Lauderhill Broncos)

Each award recipient was presented with a plaque on the field during the Nov. 27 Dolphins home game at Hard Rock Stadium against the San Francisco 49ers, and receive acknowledgement of their accomplishment in the game program and through the Dolphins' and RISE's social media platforms. They also will receive a pair of tickets to a Miami Dolphins home game and a Dolphins/RISE T-shirt.

As a newly added component of the program and part of the Dolphins/RISE partnership, winners will be empowered to make a difference by participating in a RISE training program where they will learn how to use the unifying power of sport to promote the importance and benefits of unity, equality and inclusiveness as well as address racial tensions their teams, schools and communities might experience.

Awardees also will be encouraged to take a pledge, committing to stand up to racial inequality and share how they plan to affect change by creating a "How I RISE" video message, which will be posted on RISEtoWIN.org



(L-R) Miami Carol City HS Football Head Coach Aubrey Hill, HS Player of the Week Yasir Abdullah and Miami Dolphins Youth Programs Coordinator Lousaka Polite



(L-R) Miami Dolphins Youth Programs Coord. Lousaka Polite, HS Coach of the Week Dameon Jones, Head of School Raiza Echemendia and Athletic Director Andre Torres



Team Mom of the Week Skaketta Simmonds (top row, second from left)
(Kendall Kolts 9U)



MIAMI DOLPHINS IN THE COMMUNITY



Ryan Tannehill at Thanksgiving Meal Distribution presented by Hyundai

MIAMI DOLPHINS CONTINUE LONGSTANDING TRADITION BY IMPACTING MORE THAN 10,000 PEOPLE AND PARTNER WITH HYUNDAI TO DISTRIBUTE THANKSGIVING MEALS

Davie, Fla. – The Miami Dolphins this holiday season are continuing their long tradition by assisting those in need with funds for Thanksgiving meals throughout South Florida. In all, more than 10,000 people benefited from this year's Thanksgiving meals distribution from Homestead through Miami Gardens and in Davie.

"This is a great event that we've been doing for a number of years here in South Florida. It starts with the leadership of our owner Stephen Ross, who gives us every resource to be successful on the field and encourages us to give back to the community," Miami Dolphins Senior Vice President of Football Operations Mike Tannenbaum said.

In the lead up to the holiday, Dolphins alumni, cheerleaders and staff made visits throughout Miami-Dade County to schools and community centers in Miami Gardens, Hialeah, West Miami, Little Havana and Liberty City.

"On behalf of the thousands of Miami-Dade residents impacted by their Thanksgiving distribution efforts, I thank Steve Ross and the Dolphins for all they do," Miami-Dade County Mayor Carlos Gimenez said. "From delivering Super Bowls to delivering turkeys, the Dolphins are great community partners that know how to win both on and off the field."

Dolphins players, Miami Dolphins Women's Organization members and mascot TD partnered with Hyundai, Publix Super Markets and Feeding South Florida to distribute 500 Thanksgiving meals to local families in South Florida. The meals were purchased by the players, the coaching staff and Hyundai.

"We wanted to do our part to make Thanksgiving a little better for families in need in South Florida," Hyundai Motor America Experiential Marketing Senior Group Manager Trea Reedy said. "The Dolphins are very active in supporting their community and we were delighted to join them in distributing Thanksgiving meals."

The families were pre-selected by Feeding South Florida from 50 nonprofit partner agencies. Each meal, which feeds 7-8 family members, includes a turkey, mashed potatoes, turkey gravy, stuffing, marshmallow delight and cranberry-orange relish.



Kenny Stills (10), DeVante Parker (11) and Jarvis Landry (14) at Thanksgiving Meal Distribution presented by Hyundai



Kenyan Drake at Thanksgiving Meal Distribution presented by Hyundai



DEPTH CHART

OFFENSE								
POS	NO	NAME (GP/GS)	NO	NAME (GP/GS)	NO	NAME (GP/GS)	NO	NAME (GP/GS)
WR	10	Kenny Stills (11/11)						
LT	76	*Branden Albert (7/7)	79	Sam Young (3/1)				
LG	<u>67</u>	*Laremy Tunsil (9/9)						
C	51	*Mike Pouncey (5/5)	65	Anthony Steen (10/5)				
RG	74	Jermon Bushrod (11/11)	60	Kraig Urbik (11/3)	<u>64</u>	Jake Brendel (1/0)		
RT	70	Ja'Wuan James (11/11)	71	Bryce Harris (0/0)				
TE	80	Dion Sims (9/6)	48	MarQueis Gray (11/5)	85	Dominique Jones (7/2)	<u>83</u>	Thomas Duarte (1/0)
QB	17	Ryan Tannehill (11/11)	8	Matt Moore (0/0)				
RB	23	Jay Ajayi (10/7)	26	Damien Williams (10/0)	<u>32</u>	Kenyan Drake (11/1)		
WR	14	Jarvis Landry (11/11)	<u>19</u>	Jakeem Grant (11/0)				
WR	11	DeVante Parker (10/5)	<u>88</u>	Leonte Carroo (11/2)				

DEFENSE						
POS	NO	NAME (GP/GS)	NO	NAME (GP/GS)	NO	NAME (GP/GS)
DE	91	Cameron Wake (11/6)	50	Andre Branch (11/6)	75	Nick Williams (1/0)
DT	93	Ndamukong Suh (11/11)	96	Leon Orr (5/0)		
DT	97	Jordan Phillips (11/11)	90	Earl Mitchell (4/0)		
DE	94	Mario Williams (10/5)	78	Terrence Fede (5/0)		
LB	56	Donald Butler (9/4)	42	Spencer Paysinger (10/0)	49	Zach Vigil (4/0)
LB	47	Kiko Alonso (11/11)	45	Mike Hull (11/0)		
LB	53	Jelani Jenkins (8/6)	46	Neville Hewitt (11/4)		
CB	41	Byron Maxwell (10/10)	28	Bobby McCain (11/4)	<u>40</u>	Lafayette Pitts (3/0)
CB	<u>25</u>	*Xavien Howard (4/4)	36	Tony Lippett (11/8)	<u>21</u>	Jordan Lucas (6/0)
S	24	Isa Abdul-Quddus (11/11)	30	Bacarri Rambo (4/1)		
S	31	Michael Thomas (11/8)	35	Walt Aikens (10/0)		



QB RYAN TANNEHILL
RANKED NO. 2 IN
THE AFC WITH A
107.9 QUARTERBACK
RATING DURING
THE MONTH OF
NOVEMBER.

SPECIALISTS				
POS	NO	NAME	NO	NAME
K	3	Andrew Franks (11/0)		
P	4	Matt Darr (11/0)		
KO	3	Andrew Franks (11/0)		
H	4	Matt Darr (11/0)		
LS	92	John Denney (11/0)		
KOR	<u>19</u>	Jakeem Grant (11/0)	<u>32</u>	Kenyan Drake (11/1)
PR	14	Jarvis Landry (11/11)	<u>19</u>	Jakeem Grant (11/0)

*Underlined players are rookies
* Did not play last week due to injury*



PROJECTED CONTRIBUTORS: OFFENSE

QB 17



RYAN TANNEHILL | 6-4 | 216 | TEXAS A&M

- **LAST GAME:** vs. San Francisco (11/27): 20-for-30 (66.7 pct.), 285 yds, 3 TDs.
- During six-game win streak, completed 117-of-173 passes (67.6 pct.) for 1,302 yards, 9 touchdowns, 1 interception and a 104.7 quarterback rating.
- Has four fourth-quarter comebacks this season, tying a career high (2013).

RB 23



JAY AJAYI | 6-0 | 229 | BOISE STATE

- **LAST GAME:** vs. San Francisco (11/27): 18 att for 45 yds (2.5 avg.), 1 TD.
- One of four NFL players to ever rush for 200 yards in consecutive games.
- Posted three straight 100-yard rushing performances (Weeks 6-9).
- Second among NFL RBs with a 5.6 yards per carry average.

WR 14



JARVIS LANDRY | 5-11 | 206 | LSU

- **LAST GAME:** vs. San Francisco (11/27): 4 rec for 47 yds (11.8 avg.).
- Tied for 10th in the NFL with 64 receptions this season.
- Owns two of the franchise's top five single-season reception marks.
- Needs 3 rec. to set NFL record for most rec. in first three years of a career.

WR 10



KENNY STILLIS | 6-0 | 195 | OKLAHOMA

- **LAST GAME:** vs. San Francisco (11/27): 3 rec for 72 yds (24.0 avg.), 1 TD.
- Caught a 43-yard TD in the win vs. San Francisco last week.
- Averages 16.8 yards per reception since entering the NFL in 2013, the sixth-best mark in the NFL in that span.

WR 11



DeVANTE PARKER | 6-3 | 212 | LOUISVILLE

- **LAST GAME:** vs. San Francisco (11/27): 3 rec for 64 yds (21.3 avg.).
- Averages 15.6 yards per reception in his career.
- Has 16 rec. for 246 yards (15.4 avg.) and one touchdown in past 3 games.
- Ranks No. 8 in yards (246) in NFL since Week 10.

TE 80



DION SIMS | 6-4 | 271 | MICHIGAN STATE

- **LAST GAME:** vs. San Francisco (11/27): 4 rec for 53 yds (13.3 avg.), 1 TD.
- Caught 16-yard touchdown last week vs. San Francisco.
- Returned to action in Week 10 at San Diego after missing last two games due to injury.

LT 76



BRANDEN ALBERT | 6-5 | 314 | VIRGINIA

- **LAST GAME:** vs. San Francisco (11/27): Inactive due to injury.
- Has only been penalized twice in 2016.
- Has played in 115 career games with 113 starts.
- Two-time Pro Bowl selection (2013, 2015).

LG 67



LAREMY TUNSIL | 6-5 | 316 | MISSISSIPPI

- **LAST GAME:** vs. San Francisco (11/27): Inactive due to injury.
- Became first player in team history to start at least one game at both guard and tackle in his rookie season.
- Has allowed just 0.5 sacks when playing guard this year.

C 51



MIKE POUNCEY | 6-5 | 299 | FLORIDA

- **LAST GAME:** vs. San Francisco (11/27): Inactive due to injury.
- Missed six games due to injury, including the first four.
- Team was 4-1 in games he has played this season.
- Three-time Pro Bowl selection (2013-15).

RG 74



JERMON BUSHROD | 6-5 | 320 | TOWSON

- **LAST GAME:** vs. San Francisco (11/27): Started at right guard.
- Played in 119 career games with 107 starts.
- Has played left tackle his entire career until moving to right guard this year.
- Two-time Pro Bowl selection (2011 and 2012).

RT 70



JA'WAN JAMES | 6-6 | 307 | TENNESSEE

- **LAST GAME:** vs. San Francisco (11/27): Started at right tackle.
- Has started every game at right tackle for the Dolphins this season.
- Has allowed just two penalties and no sacks in the past five games.
- Was a first-round pick (19th overall) by Miami in the 2014 NFL draft.

DAMIEN WILLIAMS | 5-11 | 228

RB 26



- Scored twice on just three touches - his first career multi-TD game - in Week 10 at San Diego.
- Is fifth on the team in receiving yards with 14 rec. for 166 yards (16.6 avg.) and 2 TDs this season.

KENYAN DRAKE | 6-1 | 216

RB 32



- Scored game-winning TD on a 96-yard kickoff return in 4Q vs. N.Y. Jets (11/6)
- First Dolphins player with two kickoff returns for 70-plus yards since Ted Ginn in 2009.
- Had a 78-yard kickoff return last week vs. SF.

LEONTE CARROO | 6-1 | 217

WR 88



- Caught first career touchdown on a 15-yard reception last week vs. SF.
- Selected in the third round (86th overall) of the 2016 NFL draft by Miami.
- Rutgers all-time career leader with 29 receiving TDs.

JAKEEM GRANT | 5-7 | 172

WR 19



- Posted seventh-longest punt return by a rookie in team history with a 74-yard TD in Week 5 vs. Tennessee.
- Sixth-round pick (186th overall) in the 2016 NFL draft.
- All-time leading receiver in Texas Tech history (3,289 yards).

MARQUEIS GRAY | 6-4 | 255

TE 48



- Posted a career high with 81 receiving yards on 3 catches in Week 6 vs. Pittsburgh.
- Has played in 40 career games with 12 starts for Cleveland (2013), Minnesota (2014), Buffalo (2014-15) and Miami (2016).

DOMINIQUE JONES | 6-3 | 275

TE 85



- Has caught a career-high 6 receptions for 54 yards (9.0 avg.) this season.
- Scored his first career TD in Week 9 vs. N.Y. Jets (11/6).
- Signed by the Dolphins on Oct. 3, 2016.

THOMAS DUARTE | 6-2 | 241

TE 83



- Made his NFL debut in Week 9 vs. N.Y. Jets (11/6).
- Was a collegiate receiver at UCLA before Dolphins moved him to TE.
- Seventh-round pick (231st overall) by the Dolphins in the 2016 NFL Draft.

MATT MOORE | 6-3 | 225

QB 8



- Ranks No. 4 in team history in career passer rating (84.9).
- Is fourth among Dolphins all-time career completion percentage leaders (59.9).
- Has played in 41 career games with 25 starts.



PROJECTED CONTRIBUTORS: DEFENSE

DE	91		CAMERON WAKE 6-3 263 PENN STATE <ul style="list-style-type: none"> • LAST GAME: vs. San Francisco (11/27): 3 tackles (2 solo), 1 sack, 2 QBHs. • Second in Dolphins history with 78.5 career sacks. • Third in NFL history in most sacks by undrafted players (78.5). • Four-time Pro Bowl selection (2010, 2012-14). 	ANDRE BRANCH 6-5 263		DE 50 <ul style="list-style-type: none"> • Has 20 tackles (12 solo), 3.5 sacks, 7 QBH and 3 TFL since being inserted into starting lineup in Week 6. • Totaled a season-high 1.5 sacks (all in the first quarter) in Week 6 vs. Pittsburgh.
DT	93		NDAMUKONG SUH 6-4 305 NEBRASKA <ul style="list-style-type: none"> • LAST GAME: vs. San Francisco (11/27): 3 solo tackles, 2 QBHs. • Second-most sacks by an NFL defensive tackle since 2010 (47.0). • Leads all NFL interior defensive linemen with 51 tackles this year. • Four-time Pro Bowl selection (2010, 2012-14). 	EARL MITCHELL 6-3 310		DT 90 <ul style="list-style-type: none"> • Missed seven games on IR but was activated before the Week 10 game at San Diego. • Totaled four solo tackles and 1.5 stuffs in his return at San Diego (11/13). • Has played in 95 career games with 33 starts.
DT	97		JORDAN PHILLIPS 6-6 335 OKLAHOMA <ul style="list-style-type: none"> • LAST GAME: vs. San Francisco (11/27): Played but did not record stats. • Intercepted N.Y. Jets QB Ryan Fitzpatrick in Week 9 in the third quarter. • Pressured QB Ben Roethlisberger on an interception in Week 6. • His penetration caused QB Russell Wilson to fumble in 4th quarter in Week 1. 	TERRENCE FEDE 6-4 267		DE 78 <ul style="list-style-type: none"> • Has played in five games this season. • In his third season with the Dolphins and has played in 31 career games with 33 tackles (20 solo). • Originally a seventh-round pick (234th overall) by Miami in the 2014 NFL draft.
DE	94		MARIO WILLIAMS 6-6 300 NC STATE <ul style="list-style-type: none"> • LAST GAME: vs. San Francisco (11/27): 1 tackle. • Fourth in NFL in sacks since he entered the league in 2006 (97.5). • Signed by the Dolphins on March 9, 2016. • Four-time Pro Bowl selection (2008-09, 2013-14). 	SPENCER PAYSINGER 6-2 243		LB 42 <ul style="list-style-type: none"> • Played in 24 games over the past two seasons (2015-16) with Miami. • Tied for the team lead with 5 solo stops in the Week 9 win vs. N.Y. Jets. • Has played in 86 career games with 15 starts.
LB	56		DONALD BUTLER 6-1 242 WASHINGTON <ul style="list-style-type: none"> • LAST GAME: vs. San Francisco (11/27): 4 total tackles. • Played five seasons with San Diego (2011-15) and totaled 71 games played, 62 starts and 370 tackles there. • Signed by the Dolphins on Sept. 14, 2016. 	NEVILLE HEWITT 6-2 232		LB 46 <ul style="list-style-type: none"> • Played in all 27 games since joining the Dolphins as an undrafted college free agent in 2015. • Started his fifth career game in Week 10 at San Diego. • Totaled 65 tackles (43 solo) in 27 career games played.
LB	47		KIKO ALONSO 6-3 239 OREGON <ul style="list-style-type: none"> • LAST GAME: vs. San Francisco (11/27): 12 tackles, 2 QBHs, 1 INT, 1 FR. • Tied for fifth in the AFC with 91 total tackles (53 solo). • Had game-winning interception return for a TD in Week 10 at San Diego. • Traded to Miami along with Byron Maxwell from Phil. on March 9, 2016. 	BOBBY McCAIN 5-11 192		CB 28 <ul style="list-style-type: none"> • Intercepted N.Y. Jets QB Ryan Fitzpatrick in the end zone in Week 9. • Primarily a nickel/slot cornerback. • Played in all 27 games of his NFL career with nine starts.
LB	53		JELANI JENKINS 6-0 240 FLORIDA <ul style="list-style-type: none"> • LAST GAME: vs. San Francisco (11/27): 3 solo tackles • Has played in 52 games with 33 starts in his four-year Dolphins career. • Made his 200th career tackle in the first quarter in Week 2 at NE. Now has 217 career stops. 	TONY LIPPETT 6-3 194		CB 36 <ul style="list-style-type: none"> • Has started eight straight games at CB for Miami. • Posted his first two career interceptions, both in the fourth quarter, in win at San Diego (11/13). • Was primarily a WR in college, starting 27 games.
CB	41		BYRON MAXWELL 6-1 203 CLEMSON <ul style="list-style-type: none"> • LAST GAME: vs. San Francisco (11/27): 6 tackles (5 solo), 2 PD, 1 FF. • Had career-high 4 PD against Pittsburgh WR Antonio Brown in Week 6. • Has 9 PD since Week 6, tied for second in the NFL. • Traded to Miami along with Kiko Alonso from Phil. on March 9, 2016. 	BACARRI RAMBO 6-0 211		S 30 <ul style="list-style-type: none"> • Signed by the Dolphins on Oct. 26, 2016. • Made first start as a Dolphins player last week vs. San Francisco. • Totaled 35 games played and 12 starts in his career for Washington (2013-14), Buffalo (2014-15) and Miami (2016).
CB	25		XAVIEN HOWARD 6-1 198 BAYLOR <ul style="list-style-type: none"> • LAST GAME: vs. San Francisco (11/27): Inactive due to injury. • Was tied for second among NFL rookies in total tackles (28) before he was injured in Week 4. • Became first Dolphins rookie CB since 2009 (Sean Smith) to start Week 1. 			
S	24		ISA ABDUL-QUDDUS 6-1 196 FORDHAM <ul style="list-style-type: none"> • LAST GAME: vs. San Francisco (11/27): 7 tackles (4 solo). • Has played in 42 consecutive games (Detroit 2014-15, Miami 2016). • Tied for the team lead with two interceptions this season. • Signed by the Dolphins as an unrestricted free agent on March 11, 2016. 			
S	31		MICHAEL THOMAS 5-11 193 STANFORD <ul style="list-style-type: none"> • LAST GAME: vs. San Francisco (11/27): 1 PD. • Tied for the NFL lead with 14 special teams tackles. • Recorded his first career sack with a strip-sack of QB Jacoby Brissett in Week 2 at NE. 			



2016 MIAMI DOLPHINS TRANSACTIONS (as of November 29, 2016)

DATE	POS.	PLAYER/COACH	TRANSACTION	DATE	POS.	PLAYER/COACH	TRANSACTION
Jan. 4		Chris Grier	Named General Manager	March 9	LB	Kiko Alonso	Acquired by Miami in Trade (Phi.)
Jan. 6	RB	Jahwan Edwards	Signed to futures contract	March 9	CB	Byron Maxwell	Acquired by Miami in Trade (Phi.)
Jan. 6	WR	Robert Herron	Signed to futures contract	March 10	S	Isa Abdul-Quddus	Signed as UFA (Det.)
Jan. 6	LB	Terrell Manning	Signed to futures contract	March 10	T	Sam Young	Signed as UFA (Jax.)
Jan. 6	G	Vinston Painter	Signed to futures contract	March 10	LB	James-Michael Johnson	Re-Signed
Jan. 6	G	Anthony Steen	Signed to futures contract	March 10	C/G	Jacques McClendon	Re-Signed
Jan. 6	CB	Dax Swanson	Signed to futures contract	March 10	RB	C.J. Anderson	Signed to RFA Offer Sheet (Den.)
Jan. 6	DE	Julius Warmsley	Signed to futures contract	March 10	CB	Byron Maxwell	Restructured Contract
Jan. 6	DE	Jordan Williams	Signed to futures contract	March 11	G/T	Jermon Bushrod	Signed as FA
Jan. 7	WR	Tyler Davis	Signed to futures contract	March 16	QB	Matt Moore	Re-Signed
Jan. 8	DB	Damarr Aultman	Signed to futures contract	March 16	DE	Andre Branch	Signed as UFA (Jax.)
Jan. 9		Adam Gase	Named Head Coach	March 18		Jim Washburn	Named Senior Defensive Assistant/Pass Rush Specialist
Jan. 12		Vance Joseph	Named Defensive Coordinator	March 18	WR	Griff Whalen	Signed as FA
Jan. 12		Matt Burke	Named Linebackers Coach	March 22	C/G	Kraig Urbik	Signed as FA
Jan. 12		Shane Day	Named Tight Ends Coach	March 31	LB	Spencer Paysinger	Re-Signed
Jan. 12		Chris Foerster	Named Offensive Line Coach	March 31	TE	MarQueis Gray	Signed as FA
Jan. 12		Shawn Jefferson	Named Wide Receivers Coach	March 31	RB	Isaiah Pead	Signed as FA
Jan. 12		Eric Stokes	Named Senior Personnel Executive	March 31	RB	Daniel Thomas	Signed as FA
Jan. 14	DT	Charles Tuauu	Signed to futures contract	April 5	CB	Ifo Ekpre-Olomu	Acquired from waivers (Cle.)
Jan. 19	QB	Zac Dysert	Signed to futures contract	April 18	DT	Chris Jones	Acquired from waivers (N.E.)
Jan. 19	TE	Dominique Jones	Signed to futures contract	April 28	DB	Damarr Aultman	Waived
Jan. 20		Clyde Christensen	Named Offensive Coordinator	April 28	WR	Tyler Davis	Waived
Jan. 20		Bo Hardegree	Named Quarterbacks Coach	April 28	WR	Robert Herron	Waived
Jan. 20		Jeremiah Washburn	Named Assistant Offensive Line Coach	April 28	DT	Robert Thomas II	Waived
Jan. 25		Blue Adams	Named Football Research Analyst	April 28	LB	Terrell Manning	Terminated contract
Jan. 25		Lou Anarumo	Named Defensive Backs Coach	April 28	G/T	Laremy Tunsil	Selected in NFL draft - D1, '16
Jan. 25		Jim Arthur	Named Assistant Strength and Conditioning Coach	April 29	CB	Xavien Howard	Selected in NFL draft - D2, '16
Jan. 25		Danny Barrett	Named Running Backs Coach	April 29	RB	Kenyan Drake	Selected in NFL draft - D3a, '16
Jan. 25		Charlie Bullen	Named Assistant Linebackers Coach	April 29	WR	Leonte Carroo	Selected in NFL draft - D3b, '16
Jan. 25		Ben Johnson	Named Assistant Wide Receivers Coach	April 30	WR	Jakeem Grant	Selected in NFL draft - D6a, '16
Jan. 25		Chris Kuper	Named Offensive Quality Control	April 30	CB	Jordan Lucas	Selected in NFL draft - D6b, '16
Jan. 25		Rusty McKinney	Named Defensive Quality Control	April 30	QB	Brandon Doughty	Selected in NFL draft - D7a, '16
Jan. 25		Ken O'Keefe	Named Senior Football Research Analyst	April 30	TE	Thomas Duarte	Selected in NFL draft - D7b, '16
Jan. 25		Dave Puloka	Named Head Strength and Conditioning Coach	April 30	CB	Jamar Taylor	Traded (Cle.)
Jan. 25		Ted Rath	Named Assistant Strength and Conditioning Coach	May 2	RB	Jahwan Edwards	Waived
Jan. 28	WR	Tyler Murphy	Signed to futures contract	May 2	WR	Christian Jones	Waived
Feb. 8	T	Jason Fox	Waived	May 2	DE	Damontre Moore	Waived
Feb. 12		Daronte Jones	Named Assistant Defensive Backs Coach	May 6	LB	Akil Blount	Signed as Undrafted College Free Agent
Feb. 12		Eric Stokes	Parted ways	May 6	LB	James Burgess	Signed as Undrafted College Free Agent
Feb. 12	DE	Quinton Coples	Terminated contract	May 6	C/G	Ruben Carter	Signed as Undrafted College Free Agent
Feb. 12	CB	Brice McCain	Terminated contract	May 6	LS	Ryan DiSalvo	Signed as Undrafted College Free Agent
Feb. 19	CB	Chimdi Chekwa	Signed as FA	May 6	LB	Tyler Gray	Signed as Undrafted College Free Agent
Feb. 19	WR	A.J. Cruz	Signed as FA	May 6	S	A.J. Hendy	Signed as Undrafted College Free Agent
Feb. 23	CB	Dax Swanson	Waived	May 6	TE	Gabe Hughes	Signed as Undrafted College Free Agent
Feb. 29	DE	Cleyon Laing	Signed as FA	May 6	DE	Farrington Huguenin	Signed as Undrafted College Free Agent
March 1	DE	Olivier Vernon	Placed Transition Tag	May 6	K	Marshall Koehn	Signed as Undrafted College Free Agent
March 5	DT	Ndamukong Suh	Restructured Contract	May 6	CB	Lafayette Pitts	Signed as Undrafted College Free Agent
March 5	LB	Koa Misi	Restructured Contract	May 6	WR	Rashawn Scott	Signed as Undrafted College Free Agent
March 5	S	Shamiel Gary	Placed Exclusive Rights Tender	May 6	WR	Brandon Shippen	Signed as Undrafted College Free Agent
March 5	WR	Matt Hazel	Placed Exclusive Rights Tender	May 7	DE	Cameron Wake	Signed Contract Extension
March 5	T	Ulrick John	Placed Exclusive Rights Tender	May 16	DE	Jason Jones	Signed as FA
March 5	CB	Tyler Patmon	Placed Exclusive Rights Tender	June 16	QB	Logan Thomas	Waived
March 5	TE	Jake Stoneburner	Placed Exclusive Rights Tender	June 16	DT	Charles Tuauu	Waived
March 5	S	Michael Thomas	Placed Exclusive Rights Tender	July 18	RB	Arian Foster	Signed as FA
March 5	WR	Greg Jennings	Released	July 29	CB	Xavien Howard	Placed on Physically Unable to Perform List
March 8	TE	Jordan Cameron	Restructured Contract	July 29	CB	Bobby McCain	Placed on Physically Unable to Perform List
March 8	DT	Robert Thomas II	Restructured Contract	July 29	RB	Arian Foster	Placed on Physically Unable to Perform List
March 8	WR	Christian Jones	Signed as FA	July 29	RB	Damien Williams	Placed on Physically Unable to Perform List
March 8	DE	Mario Williams	Signed as FA	July 29	LB	Zach Vigil	Placed on Active/Non-Football Injury List
March 9	DE	Olivier Vernon	Withdrawn Transition Tag	July 29	DE	Dion Jordan	Conditionally reinstated by NFL
March 9	CB	Brent Grimes	Released	July 30	CB	Bobby McCain	Activated from Physically Unable to Perform List



2016 MIAMI DOLPHINS TRANSACTIONS (as of November 29, 2016)

DATE	POS.	PLAYER/COACH	TRANSACTION	DATE	POS.	PLAYER/COACH	TRANSACTION
July 30	CB	Rashaan Melvin	Signed as FA	Sept. 4	S	A.J. Hendy	Signed to practice squad
July 30	TE	Jake Stoneburner	Waived	Sept. 4	T	Ulrick John	Signed to practice squad
July 31	CB	Brandon Harris	Signed as FA	Sept. 4	DE	Cleyon Laing	Signed to practice squad
July 31	CB	Tyler Patmon	Waived	Sept. 4	CB	Lafayette Pitts	Signed to practice squad
July 31	RB	Arian Foster	Activated from Physically Unable to Perform List	Sept. 4	WR	Rashawn Scott	Signed to practice squad
July 31	DE	Dion Jordan	Placed on Active/Non-Football Injury List	Sept. 4	DE	Jordan Williams	Signed to practice squad
Aug. 2	RB	Damien Williams	Activated from Physically Unable to Perform List	Sept. 6	LB	Brandon Watts	Signed to practice squad
Aug. 3	LB	Danny Lansanah	Signed as FA	Sept. 13	LB	James Burgess	Released from practice squad
Aug. 3	WR	Tyler Murphy	Waived/Injured	Sept. 13	LB	Donald Butler	Signed as FA
Aug. 6	WR	Tyler Murphy	Reached an injury settlement	Sept. 13	DT	Earl Mitchell	Placed on Reserve/Injured List
Aug. 8	CB	Al Louis-Jean	Signed as FA	Sept. 14	QB	Brandon Doughty	Waived
Aug. 8	CB	Ifo Ekpre-Olomu	Waived/Injured	Sept. 14	DT	Chris Jones	Signed as FA
Aug. 9	CB	Ifo Ekpre-Olomu	Placed on Reserve/Injured List	Sept. 15	QB	Brandon Doughty	Signed to practice squad
Aug. 10	CB	Chris Culliver	Signed as FA	Sept. 20	DE	Jordan Williams	Released from practice squad
Aug. 10	CB	Chris Culliver	Placed on Physically Unable to Perform List	Sept. 20	DT	Leon Orr	Signed to practice squad
Aug. 10	C/G	Jacques McClendon	Released	Sept. 28	WR	Justin Hunter	Waived
Aug. 10	LB	Danny Lansanah	Released	Sept. 29	G	Jamil Douglas	Signed to Active Roster from Practice Squad
Aug. 15	DE	Cedric Reed	Signed as FA	Sept. 30	G	Jamil Douglas	Waived
Aug. 16	DE	Farrington Huguenin	Waived/Injured	Oct. 3	TE	Dominique Jones	Signed as FA
Aug. 18	CB	Xavien Howard	Activated from Physically Unable to Perform List	Oct. 4	G	Jamil Douglas	Signed to practice squad
Aug. 27	LB	Akil Blount	Waived	Oct. 8	T	Ulrick John	Released off Practice Squad (Arizona)
Aug. 27	C/G	Ruben Carter	Waived	Oct. 10	CB	Bené Benwikere	Acquired from waivers (Car.)
Aug. 27	WR	A.J. Cruz	Waived	Oct. 10	LB	Koa Misi	Placed on Reserve/Injured List
Aug. 27	LS	Ryan DiSalvo	Waived	Oct. 11	CB	Chimdi Chekwa	Signed as FA
Aug. 27	WR	Matt Hazel	Waived	Oct. 11	T	Sam Young	Signed as FA
Aug. 27	TE	Gabe Hughes	Waived	Oct. 11	RB	Isaiah Pead	Released
Aug. 27	K	Marshall Koehn	Waived	Oct. 11	G/T	Billy Turner	Waived
Aug. 27	CB	Al Louis-Jean	Waived	Oct. 11	G	Dallas Thomas	Waived
Aug. 27	G	Vinston Painter	Waived	Oct. 11	G	Jamil Douglas	Released from practice squad
Aug. 27	WR	Brandon Shippen	Waived	Oct. 11	C	Jake Brendel	Signed to practice squad
Aug. 27	CB	Brandon Harris	Released	Oct. 11	T	Terry Poole	Signed to practice squad
Aug. 29	DE	Chris McCain	Traded (N.O.)	Oct. 12	DT	Leon Orr	Signed to Active Roster from Practice Squad
Aug. 30	DE	Dion Jordan	Placed on Reserve/Non-Football Injury List	Oct. 12	RB	Senorise Perry	Signed to practice squad
Aug. 30	LB	Zach Vigil	Placed on Reserve/Non-Football Injury List	Oct. 19	S	Reshad Jones	Placed on Reserve/Injured List
Sept. 3	LB	James Burgess	Waived	Oct. 19	DE	Nick Williams	Acquired from waivers (K.C.)
Sept. 3	DT	Deandre Coleman	Waived	Oct. 24	RB	Arian Foster	Placed on Reserve/Retired List
Sept. 3	G	Jamil Douglas	Waived	Oct. 25	S	Bacarri Rambo	Signed as FA
Sept. 3	TE	Thomas Duarte	Waived	Oct. 26	DE	Julius Warmsley	Waived
Sept. 3	QB	Zac Dysert	Waived	Oct. 31	DE	Julius Warmsley	Signed to practice squad
Sept. 3	S	Shamiel Gary	Waived	Oct. 31	DE	Cleyon Laing	Released from practice squad
Sept. 3	LB	Tyler Gray	Waived	Nov. 5	TE	Jordan Cameron	Placed on Reserve/Injured List
Sept. 3	S	A.J. Hendy	Waived	Nov. 5	LB	Zach Vigil	Activated from Reserve/Non-Football Injury List
Sept. 3	T	Ulrick John	Waived	Nov. 5	TE	Thomas Duarte	Signed to Active Roster from Practice Squad
Sept. 3	DT	Chris Jones	Waived	Nov. 7	DT	Chris Jones	Waived
Sept. 3	DE	Cleyon Laing	Waived	Nov. 7	CB	Chimdi Chekwa	Waived/Injured
Sept. 3	CB	Rashaan Melvin	Waived	Nov. 7	CB	Chris Culliver	Activated from Reserve/Physically Unable to Perform List
Sept. 3	CB	Lafayette Pitts	Waived	Nov. 7	CB	Lafayette Pitts	Signed to Active Roster from Practice Squad
Sept. 3	DE	Cedric Reed	Waived	Nov. 8	CB	Bené Benwikere	Waived
Sept. 3	WR	Rashawn Scott	Waived	Nov. 8	RB	Storm Johnson	Signed to practice squad
Sept. 3	DE	Jordan Williams	Waived	Nov. 9	CB	Bené Benwikere	Signed to practice squad
Sept. 3	CB	Chimdi Chekwa	Released	Nov. 10	DT	Earl Mitchell	Activated from Injured Reserve
Sept. 3	LB	James-Michael Johnson	Released	Nov. 19	C	Jake Brendel	Signed to Active Roster from Practice Squad
Sept. 3	TE	Dominique Jones	Released	Nov. 19	CB	Chris Culliver	Waived
Sept. 3	RB	Daniel Thomas	Released	Nov. 21	DE	Jason Jones	Placed on Reserve/Suspended List
Sept. 3	T	Sam Young	Released	Nov. 21	T	Bryce Harris	Acquired from waivers (Jax.)
Sept. 3	CB	Chris Culliver	Placed on Reserve/Physically Unable To Perform List	Nov. 22	T	Jesse Davis	Signed to practice squad
Sept. 4	WR	Justin Hunter	Acquired from waivers (Ten.)				
Sept. 4	WR	Griff Whalen	Released				
Sept. 4	LB	James Burgess	Signed to practice squad				
Sept. 4	G	Jamil Douglas	Signed to practice squad				
Sept. 4	TE	Thomas Duarte	Signed to practice squad				



2016 MIAMI DOLPHINS NUMERICAL ROSTER

(as of November 29, 2016 - visit Dolphins.com for most up-to-date roster)

No.	Name	Pos.	Ht.	Wt.	Birthdate	Exp.	College	Hometown	How Acq.	Date Placed
3	Andrew Franks	K	6-1	202	1/11/93	2	RPI '15	Carmel, Calif.	FA, '15	
4	Matt Darr	P	6-1	214	7/2/92	2	Tennessee '15	Bakersfield, Calif.	FA, '15	
8	Matt Moore	QB	6-3	225	8/9/84	9	Oregon State '07	Newhall, Calif.	UFA, '11 (Car.)	
10	Kenny Stills	WR	6-0	195	4/22/92	4	Oklahoma '13	Carlsbad, Calif.	T, 2015 (N.O.)	
11	DeVante Parker	WR	6-3	212	1/20/93	2	Louisville '15	Louisville, Ky.	D1, '15	
14	Jarvis Landry	WR	5-11	206	11/28/92	3	LSU '14	Lutcher, La.	D2, '14	
17	Ryan Tannehill	QB	6-4	216	7/27/88	5	Texas A&M '12	Big Spring, Texas	D1, '12	
19	Jakeem Grant	WR	5-7	172	10/30/92	R	Texas Tech '16	Mesquite, Texas	D6a, '16	
21	Jordan Lucas	CB	6-0	204	8/2/93	R	Penn State '16	New Rochelle, N.Y.	D6b, '16	
23	Jay Ajayi	RB	6-0	229	6/15/93	2	Boise State '15	Plano, Texas	D5b, '15	
24	Isa Abdul-Quddus	S	6-1	196	8/3/89	6	Fordham '11	Union, N.J.	UFA, '16 (Det.)	
25	Xavien Howard	CB	6-1	198	7/4/93	R	Baylor '16	Houston, Texas	D2, '16	
26	Damien Williams	RB	5-11	228	4/3/92	3	Oklahoma '14	San Diego, Calif.	FA, '14	
28	Bobby McCain	CB	5-11	192	8/18/93	2	Memphis '15	Oxford, Ala.	D5a, '15	
30	Bacarri Rambo	S	6-0	211	6/27/90	4	Georgia '13	Donalsonville, Ga	FA, '16	
31	Michael Thomas	S	5-11	193	3/17/90	4	Stanford '12	Houston, Texas	FA, '13	
32	Kenyan Drake	RB	6-1	216	1/26/94	R	Alabama '16	Powder Springs, Ga.	D3a, '16	
35	Walt Aikens	S	6-1	218	6/19/91	3	Liberty '14	Charlotte, N.C.	D4, '14	
36	Tony Lippett	CB	6-3	194	7/2/92	2	Michigan State '15	Detroit, Mich.	D5d, '15	
40	Lafayette Pitts	CB	5-11	196	9/24/92	R	Pittsburgh '16	Duquesne, Pa.	FA, '16	
41	Byron Maxwell	CB	6-1	203	2/23/88	6	Clemson '11	North Charleston, S.C.	T, 2016 (Phi.)	
42	Spencer Paysinger	LB	6-2	249	6/28/88	6	Oregon '11	Los Angeles, Calif.	UFA, '15 (NYG)	
45	Mike Hull	LB	6-0	233	5/25/91	1	Penn State '15	Canonsburg, Pa.	FA, '15	
46	Neville Hewitt	LB	6-2	232	4/6/93	2	Marshall '15	Conyers, Ga.	FA, '15	
47	Kiko Alonso	LB	6-3	239	8/14/90	4	Oregon '13	Los Gatos, Calif.	T, 2016 (Phi.)	
48	MarQueis Gray	TE	6-4	255	11/7/89	4	Minnesota '13	Indianapolis, Ind.	FA, '16	
49	Zach Vigil	LB	6-2	240	3/28/91	2	Utah State '15	Clearfield, Utah	FA, '15	
50	Andre Branch	DE	6-5	263	7/14/89	5	Clemson '12	Richmond, Va.	UFA, '16 (Jax.)	
51	Mike Pouncey	C	6-5	299	7/24/89	6	Florida '11	Lakeland, Fla.	D1, '11	
53	Jelani Jenkins	LB	6-0	240	3/13/92	4	Florida '13	Olney, Md.	D4a, '13	
56	Donald Butler	LB	6-1	242	10/17/88	6	Washington '10	Sacramento, Calif.	FA, '16	
60	Kraig Urbik	C/G	6-5	334	9/23/85	8	Wisconsin '09	Hudson, Wis.	FA, '16	
64	Jake Brendel	C	6-4	305	9/10/92	R	UCLA '16	Madison, Wis.	FA, '16	
65	Anthony Steen	C/G	6-3	313	5/9/90	1	Alabama '14	Clarksdale, Miss.	FA, '16	
67	Laremy Tunsil	G/T	6-5	316	8/2/94	R	Mississippi '16	Lake City, Fla.	D1, '16	
70	Ja'Wuan James	T	6-6	307	6/3/92	3	Tennessee '14	Suwannee, Ga.	D1, '14	
71	Bryce Harris	T	6-6	300	1/16/89	5	Fresno State '12	Tulare, Calif.	Wai., '16 (Jax.)	
74	Jermon Bushrod	G/T	6-5	320	8/19/84	10	Towson '07	Fredericksburg, Va.	FA, '16	
75	Nick Williams	DE	6-4	309	2/21/90	3	Samford '13	Birmingham, Ala.	Wai., '16 (K.C.)	
76	Branden Albert	T	6-5	314	11/4/84	9	Virginia '08	Glen Burnie, Md.	UFA, '14 (K.C.)	
78	Terrence Fede	DE	6-4	267	11/19/91	3	Marist '14	Nyack, N.Y.	D7, '14	
79	Sam Young	T	6-8	315	6/24/87	7	Notre Dame '10	Coral Springs, Fla.	FA, '16	
80	Dion Sims	TE	6-4	271	2/18/91	4	Michigan State '13	Detroit, Mich.	D4b, '13	
83	Thomas Duarte	TE	6-2	241	3/30/95	R	UCLA '16	Fullerton, Calif.	D7b, '16	
85	Dominique Jones	TE	6-3	275	8/15/87	4	Shepherd '11	San Diego, Calif.	FA, '16	
88	Leonte Carroo	WR	6-1	217	1/24/94	R	Rutgers '16	Edison, N.J.	D3b, '16	
90	Earl Mitchell	DT	6-3	310	9/25/87	7	Arizona '10	Houston, Texas	UFA, '14 (Hou.)	
91	Cameron Wake	DE	6-3	263	1/30/82	8	Penn State '05	Hyattsville, Md.	FA, '09	
92	John Denney	LS	6-5	242	12/13/78	12	Brigham Young '05	Thornton, Colo.	FA, '05	
93	Ndamukong Suh	DT	6-4	305	1/6/87	7	Nebraska '10	Portland, Oregon	UFA '15 (Det.)	
94	Mario Williams	DE	6-6	300	1/31/85	11	North Carolina State '06	Richlands, N.C.	FA, '16	
96	Leon Orr	DT	6-5	320	2/11/92	1	Florida '15	New Port Richey, Fla.	FA, '16	
97	Jordan Phillips	DT	6-6	335	10/15/92	2	Oklahoma '15	Towanda, Kan.	D2, '15	
RESERVE/SUSPENDED										
98	Jason Jones	DE	6-5	278	5/23/86	9	Eastern Michigan '08	Southfield, Mich.	FA, '16	
RESERVE/NON-FOOTBALL INJURY										
95	Dion Jordan	DE	6-6	275	3/5/90	3	Oregon '13	Chandler, Ariz.	D1, '13	
RESERVE/INJURED										
20	Reshad Jones	S	6-1	214	2/25/88	7	Georgia '10	Atlanta, Ga.	D5b, '10	10/19/2016
33	Ifo Ekpre-Olomu	CB	5-9	200	7/10/93	1	Oregon '15	Chino Hills, Calif.	Wai., '16 (Cle.)	8/10/2016
55	Koa Misi	LB	6-3	256	1/17/87	7	Utah '10	Santa Rosa, Calif.	D2, '10	10/10/2016
84	Jordan Cameron	TE	6-5	265	8/7/88	6	Southern California '11	Newbury Park, Calif.	UFA, '15 (Cle.)	11/5/2016
PRACTICE SQUAD										
6	Brandon Doughty	QB	6-3	217	10/6/91	R	Western Kentucky '16	Davie, Fla.	D7a, '16	
27	Storm Johnson	RB	6-0	216	7/10/92	2	UCF '14	Loganville, Ga.	FA, '16	
33	Bené Benwikere	CB	6-0	200	9/3/91	3	San Jose State '14	Fontana, Calif.	Wai., '16 (Car.)	
34	Senorise Perry	RB	6-0	211	9/19/91	3	Louisville '14	Summerville, Ga.	FA, '16	
37	A.J. Hendy	S	6-0	209	4/8/93	R	Maryland '16	Bowie, Md.	FA, '16	
58	Brandon Watts	LB	6-2	231	1/21/91	3	Georgia Tech '14	Tennille, Ga.	FA, '16	
69	Terry Poole	T	6-5	300	2/27/92	1	San Diego State '15	Seaside, Calif.	FA, '16	
73	Julius Warmsley	DE	6-2	294	5/15/90	1	Tulane '14	Baton Rouge, La.	FA, '16	
77	Jesse Davis	T	6-6	309	9/15/91	1	Idaho '15	Asotin, Wash.	FA, '16	
87	Rashawn Scott	WR	6-2	204	1/29/92	R	Miami (FL) '16	Melbourne, Fla.	FA, '16	



2016 MIAMI DOLPHINS ALPHABETICAL ROSTER

(as of November 29, 2016 - visit Dolphins.com for most up-to-date roster)

No.	Name	Pos.	Ht.	Wt.	Birthdate	Exp.	College	Hometown	How Acq.	Date Placed
24	Abdul-Quddus, Isha	S	6-1	196	8/3/89	6	Fordham '11	Union, N.J.	UFA, '16 (Det.)	
35	Aikens, Walt	S	6-1	218	6/19/91	3	Liberty '14	Charlotte, N.C.	D4, '14	
23	Ajayi, Jay	RB	6-0	229	6/15/93	2	Boise State '15	Plano, Texas	D5b, '15	
76	Albert, Branden	T	6-5	314	11/4/84	9	Virginia '08	Glen Burnie, Md.	UFA, '14 (K.C.)	
47	Alonso, Kiko	LB	6-3	239	8/14/90	4	Oregon '13	Los Gatos, Calif.	T, 2016 (Phi.)	
50	Branch, Andre	DE	6-5	263	7/14/89	5	Clemson '12	Richmond, Va.	UFA, '16 (Jax.)	
64	Brendel, Jake	C	6-4	305	9/10/92	R	UCLA '16	Madison, Wis.	FA, '16	
74	Bushrod, Jermon	G/T	6-5	320	8/19/84	10	Towson '07	Fredericksburg, Va.	FA, '16	
56	Butler, Donald	LB	6-1	242	10/17/88	6	Washington '10	Sacramento, Calif.	FA, '16	
88	Carroo, Leonte	WR	6-1	217	1/24/94	R	Rutgers '16	Edison, N.J.	D3b, '16	
4	Darr, Matt	P	6-1	214	7/2/92	2	Tennessee '15	Bakersfield, Calif.	FA, '15	
92	Denney, John	LS	6-5	242	12/13/78	12	Brigham Young '05	Thornton, Colo.	FA, '05	
32	Drake, Kenyan	RB	6-1	216	1/26/94	R	Alabama '16	Powder Springs, Ga.	D3a, '16	
83	Duarte, Thomas	TE	6-2	241	3/30/95	R	UCLA '16	Fullerton, Calif.	D7b, '16	
78	Fede, Terrence	DE	6-4	267	11/19/91	3	Marist '14	Nyack, N.Y.	D7, '14	
3	Franks, Andrew	K	6-1	202	1/11/93	2	RPI '15	Carmel, Calif.	FA, '15	
19	Grant, Jakeem	WR	5-7	172	10/30/92	R	Texas Tech '16	Mesquite, Texas	D6a, '16	
48	Gray, MarQueis	TE	6-4	255	11/7/89	4	Minnesota '13	Indianapolis, Ind.	FA, '16	
71	Harris, Bryce	T	6-6	300	1/16/89	5	Fresno State '12	Tulare, Calif.	Wai., '16 (Jax.)	
46	Hewitt, Neville	LB	6-2	232	4/6/93	2	Marshall '15	Conyers, Ga.	FA, '15	
25	Howard, Xavien	CB	6-1	198	7/4/93	R	Baylor '16	Houston, Texas	D2, '16	
45	Hull, Mike	LB	6-0	233	5/25/91	1	Penn State '15	Cononsburg, Pa.	FA, '15	
70	James, Ja'Wuan	T	6-6	307	6/3/92	3	Tennessee '14	Suwannee, Ga.	D1, '14	
53	Jenkins, Jelani	LB	6-0	240	3/13/92	4	Florida '13	Olney, Md.	D4a, '13	
85	Jones, Dominique	TE	6-3	275	8/15/87	4	Shepherd '11	San Diego, Calif.	FA, '16	
14	Landry, Jarvis	WR	5-11	206	11/28/92	3	LSU '14	Lutcher, La.	D2, '14	
36	Lippett, Tony	CB	6-3	194	7/2/92	2	Michigan State '15	Detroit, Mich.	D5d, '15	
21	Lucas, Jordan	CB	6-0	204	8/2/93	R	Penn State '16	New Rochelle, N.Y.	D6b, '16	
41	Maxwell, Byron	CB	6-1	203	2/23/88	6	Clemson '11	North Charleston, S.C.	T, 2016 (Phi.)	
28	McCain, Bobby	CB	5-11	192	8/18/93	2	Memphis '15	Oxford, Ala.	D5a, '15	
90	Mitchell, Earl	DT	6-3	310	9/25/87	7	Arizona '10	Houston, Texas	UFA, '14 (Hou.)	
8	Moore, Matt	QB	6-3	225	8/9/84	9	Oregon State '07	Newhall, Calif.	UFA, '11 (Car.)	
96	Orr, Leon	DT	6-5	320	2/11/92	1	Florida '15	New Port Richey, Fla.	FA, '16	
11	Parker, DeVante	WR	6-3	212	1/20/93	2	Louisville '15	Louisville, Ky.	D1, '15	
42	Paysinger, Spencer	LB	6-2	249	6/28/88	6	Oregon '11	Los Angeles, Calif.	UFA, '15 (NYG)	
97	Phillips, Jordan	DT	6-6	335	10/15/92	2	Oklahoma '15	Towanda, Kan.	D2, '15	
40	Pitts, Lafayette	CB	5-11	196	9/24/92	R	Pittsburgh '16	Duquesne, Pa.	FA, '16	
51	Pouncey, Mike	C	6-5	299	7/24/89	6	Florida '11	Lakeland, Fla.	D1, '11	
30	Rambo, Bacarri	S	6-0	211	6/27/90	4	Georgia '13	Donalsonville, Ga.	FA, '16	
80	Sims, Dion	TE	6-4	271	2/18/91	4	Michigan State '13	Detroit, Mich.	D4b, '13	
65	Steen, Anthony	C/G	6-3	313	5/9/90	1	Alabama '14	Clarksdale, Miss.	FA, '16	
10	Stills, Kenny	WR	6-0	195	4/22/92	4	Oklahoma '13	Carlsbad, Calif.	T, 2015 (N.O.)	
93	Suh, Ndamukong	DT	6-4	305	1/6/87	7	Nebraska '10	Portland, Oregon	UFA '15 (Det.)	
17	Tannehill, Ryan	QB	6-4	216	7/27/88	5	Texas A&M '12	Big Spring, Texas	D1, '12	
31	Thomas, Michael	S	5-11	193	3/17/90	4	Stanford '12	Houston, Texas	FA, '13	
67	Tunsil, Laremy	G/T	6-5	316	8/2/94	R	Mississippi '16	Lake City, Fla.	D1, '16	
60	Urbik, Kraig	C/G	6-5	334	9/23/85	8	Wisconsin '09	Hudson, Wis.	FA, '16	
49	Vigil, Zach	LB	6-2	240	3/28/91	2	Utah State '15	Clearfield, Utah	FA, '15	
91	Wake, Cameron	DE	6-3	263	1/30/82	8	Penn State '05	Hyattsville, Md.	FA, '09	
26	Williams, Damien	RB	5-11	228	4/3/92	3	Oklahoma '14	San Diego, Calif.	FA, '14	
94	Williams, Mario	DE	6-6	300	1/31/85	11	North Carolina State '06	Richlands, N.C.	FA, '16	
75	Williams, Nick	DE	6-4	309	2/21/90	3	Samford '13	Birmingham, Ala.	Wai., '16 (K.C.)	
79	Young, Sam	T	6-8	315	6/24/87	7	Notre Dame '10	Coral Springs, Fla.	FA, '16	
RESERVE/SUSPENDED										
98	Jones, Jason	DE	6-5	278	5/23/86	9	Eastern Michigan '08	Southfield, Mich.	FA, '16	
RESERVE/NON-FOOTBALL INJURY										
95	Jordan, Dion	DE	6-6	275	3/5/90	3	Oregon '13	Chandler, Ariz.	D1, '13	
RESERVE/INJURED										
84	Cameron, Jordan	TE	6-5	265	8/7/88	6	Southern California '11	Newbury Park, Calif.	UFA, '15 (Cle.)	11/5/2016
20	Jones, Reshad	S	6-1	214	2/25/88	7	Georgia '10	Atlanta, Ga.	D5b, '10	10/19/2016
33	Ekpre-Olomu, Ifo	CB	5-9	200	7/10/93	1	Oregon '15	Chino Hills, Calif.	Wai., '16 (Cle.)	8/10/2016
55	Misi, Koa	LB	6-3	256	1/17/87	7	Utah '10	Santa Rosa, Calif.	D2, '10	10/10/2016
PRACTICE SQUAD										
33	Benwikere, Bené	CB	6-0	200	9/3/91	3	San Jose State '14	Fontana, Calif.	Wai., '16 (Car.)	
77	Davis, Jesse	T	6-6	309	9/15/91	1	Idaho '15	Asotin, Wash.	FA, '16	
6	Doughty, Brandon	QB	6-3	217	10/6/91	R	Western Kentucky '16	Davie, Fla.	D7a, '16	
37	Hendy, A.J.	S	6-0	209	4/8/93	R	Maryland '16	Bowie, Md.	FA, '16	
27	Johnson, Storm	RB	6-0	216	7/10/92	2	UCF '14	Loganville, Ga.	FA, '16	
34	Perry, Seniorise	RB	6-0	211	9/19/91	3	Louisville '14	Summerville, Ga.	FA, '16	
69	Poole, Terry	T	6-5	300	2/27/92	1	San Diego State '15	Seaside, Calif.	FA, '16	
87	Scott, Rashawn	WR	6-2	204	1/29/92	R	Miami (FL) '16	Melbourne, Fla.	FA, '16	
73	Warmesley, Julius	DE	6-2	294	5/15/90	1	Tulane '14	Baton Rouge, La.	FA, '16	
58	Watts, Brandon	LB	6-2	231	1/21/91	3	Georgia Tech '14	Tennille, Ga.	FA, '16	



2016 MIAMI DOLPHINS POSITIONAL ROSTER / PRONUNCIATIONS (as of Nov. 29, 2016)

OFFENSE (24)

QUARTERBACKS (2)							
NO	NAME	POS	HT	WT	DOB	EXP	COLLEGE
8	Moore, Matt	QB	6-3	225	8/9/84	9	Oregon State '07
17	Tannehill, Ryan	QB	6-4	216	7/27/88	5	Texas A&M '12

RUNNING BACKS (3)							
NO	NAME	POS	HT	WT	DOB	EXP	COLLEGE
23	Ajayi, Jay	RB	6-0	229	6/15/93	2	Boise State '15
26	Williams, Damien	RB	5-11	228	4/3/92	3	Oklahoma '14
32	Drake, Kenyan	RB	6-1	216	1/26/94	R	Alabama '16

WIDE RECEIVERS (5)							
NO	NAME	POS	HT	WT	DOB	EXP	COLLEGE
10	Stills, Kenny	WR	6-0	195	4/22/92	4	Oklahoma '13
11	Parker, DeVante	WR	6-3	212	1/20/93	2	Louisville '15
14	Landry, Jarvis	WR	5-11	206	11/28/92	3	LSU '14
19	Grant, Jakeem	WR	5-7	172	10/30/92	R	Texas Tech '16
88	Carroo, Leonte	WR	6-1	217	1/24/94	R	Rutgers '16

TIGHT ENDS (4)							
NO	NAME	POS	HT	WT	DOB	EXP	COLLEGE
48	Gray, MarQueis	TE	6-4	255	11/7/89	4	Minnesota '11
80	Sims, Dion	TE	6-4	271	2/18/91	4	Michigan State '13
83	Duarte, Thomas	TE	6-2	241	3/30/95	R	UCLA '16
85	Jones, Dominique	TE	6-3	275	8/15/87	4	Shepherd '11

OFFENSIVE LINEMEN (10)							
NO	NAME	POS	HT	WT	DOB	EXP	COLLEGE
51	Pouncey, Mike	C	6-5	299	7/24/89	6	Florida '11
60	Urbik, Kraig	C/G	6-5	334	9/23/85	8	Wisconsin, '09
64	Brendel, Jake	C	6-4	305	9/10/92	R	UCLA '16
65	Steen, Anthony	C/G	6-3	313	5/9/90	1	Alabama '14
67	Tunsil, Laremy	G/T	6-5	316	8/2/94	R	Mississippi '16
70	James, Ja'Wuan	T	6-6	307	6/3/92	3	Tennessee '14
74	Bushrod, Jermon	G/T	6-5	320	8/19/84	10	Towson '07
76	Albert, Brandon	T	6-5	314	11/4/84	9	Virginia '10
79	Young, Sam	T	6-8	315	6/24/87	7	Notre Dame '10
71	Harris, Bryce	T	6-6	300	1/16/89	5	Fresno State '12

PRACTICE SQUAD (10)

NO	NAME	POS	HT	WT	DOB	EXP	COLLEGE
33	Benwikere, Bené	CB	6-0	200	9/3/91	3	San Jose State '14
77	Davis, Jesse	T	6-6	309	9/15/91	1	Idaho '15
6	Doughty, Brandon	QB	6-3	217	10/6/91	R	Western Kentucky '16
37	Hendy, A.J.	S	6-0	209	4/8/93	R	Maryland '16
27	Johnson, Storm	RB	6-0	216	7/10/92	2	UCF '14
34	Perry, Seniorise	RB	6-0	211	9/19/91	3	Louisville '14
69	Poole, Terry	T	6-5	300	2/27/92	1	San Diego State '15
87	Scott, Rashawn	WR	6-2	204	1/29/92	R	Miami (FL) '16
73	Warmsley, Julius	DE	6-2	294	5/15/90	1	Tulane '14
58	Watts, Brandon	LB	6-2	231	1/21/91	3	Georgia Tech '14

RESERVE/INJURED (4)

NO	NAME	POS	HT	WT	DOB	EXP	COLLEGE
20	Jones, Reshad	S	6-1	214	2/25/88	7	Georgia '10
33	Ekpre-Olomu, Ifo	CB	5-9	200	7/10/93	1	Oregon '15
55	Misi, Koa	LB	6-3	256	1/17/87	7	Utah '10
84	Cameron, Jordan	TE	6-5	265	8/7/88	6	Southern California '11

DEFENSE (26)

DEFENSIVE LINEMEN (9)							
NO	NAME	POS	HT	WT	DOB	EXP	COLLEGE
50	Branch, Andre	DE	6-5	263	7/14/89	5	Clemson '12
75	Williams, Nick	DE	6-4	309	2/21/90	3	Samford '13
78	Fede, Terrence	DE	6-4	267	11/19/91	3	Marist '14
90	Mitchell, Earl	DT	6-3	310	9/25/87	7	Arizona '10
91	Wake, Cameron	DE	6-3	263	1/30/82	8	Penn State '05
93	Suh, Ndamukong	DT	6-4	305	1/6/87	7	Nebraska '10
94	Williams, Mario	DE	6-6	300	1/31/85	11	North Carolina State '06
96	Orr, Leon	DT	6-5	320	2/11/92	1	Florida '15
97	Phillips, Jordan	DT	6-6	335	10/15/92	2	Oklahoma '15

LINEBACKERS (7)							
NO	NAME	POS	HT	WT	DOB	EXP	COLLEGE
42	Paysinger, Spencer	LB	6-2	249	6/28/88	6	Oregon '11
45	Hull, Mike	LB	6-0	233	5/25/91	1	Penn State '15
46	Hewitt, Neville	LB	6-2	232	4/6/93	2	Marshall '15
47	Alonso, Kiko	LB	6-3	239	8/14/90	4	Oregon '13
49	Vigil, Zach	LB	6-2	240	3/28/91	2	Utah State '15
53	Jenkins, Jelani	LB	6-0	240	3/13/92	4	Florida '13
56	Butler, Donald	LB	6-1	242	10/17/88	6	Washington '10

DEFENSIVE BACKS (10)							
NO	NAME	POS	HT	WT	DOB	EXP	COLLEGE
21	Lucas, Jordan	CB	6-0	204	8/2/93	R	Penn State '16
24	Abdul-Quddus, Isa	S	6-1	196	8/3/89	6	Fordham '11
25	Howard, Xavier	CB	6-1	198	7/4/93	R	Baylor '16
28	McCain, Bobby	CB	5-11	192	8/18/93	2	Memphis '15
30	Rambo, Bacarri	S	6-0	211	6/27/90	4	Georgia '13
31	Thomas, Michael	S	5-11	193	3/17/90	4	Stanford '12
35	Aikens, Walt	S	6-1	218	6/19/91	3	Liberty '14
36	Lippett, Tony	CB	6-3	194	7/2/92	2	Michigan State '15
40	Pitts, Lafayette	CB	5-11	196	9/24/92	R	Pittsburgh '16
41	Maxwell, Byron	CB	6-1	203	2/23/88	6	Clemson '11

SPECIALISTS (3)

NO	NAME	POS	HT	WT	DOB	EXP	COLLEGE
3	Franks, Andrew	K	6-1	202	1/11/93	2	RPI '15
4	Darr, Matt	P	6-1	214	7/2/92	2	Tennessee '15
92	Denney, John	LS	6-5	242	12/13/78	12	Brigham Young '05

RESERVE/NON-FOOTBALL INJURY (1)

NO	NAME	POS	HT	WT	DOB	EXP	COLLEGE
95	Jordan, Dion	DE	6-6	275	3/5/90	3	Oregon '13

RESERVE/SUSPENDED (1)

NO	NAME	POS	HT	WT	DOB	EXP	COLLEGE
98	Jones, Jason	DE	6-5	278	5/23/86	9	Eastern Michigan '08

PRONUNCIATION GUIDE

PLAYER	PHONETICALLY	PLAYER	PHONETICALLY	COACH/STAFF	PHONETICALLY
S Isa Abdul-Quddus	EE-suh abdul-kuh-DOOS	T Ja'Wuan James	JUH-Wan	Lou Anarumo	aann-UH-room-OH
RB Jay Ajayi	uh-JYE-ee	LB Jelani Jenkins	JUH-lah-NEE	Joe Cimino	Chu-MEAN-oh
G/T Jermon Bushrod	JURR-mahn	LB Koa Misi	CO-uh, ME-see	Chris Foerster	FURR-str
WR Leonte Carroo	LEON-tay Cuh-ROO	C Mike Pouncey	POUNCE-e	Naohisa Inoue	Now-HE-Sa, IN-ew-way
QB Brandon Doughty	DOW-tee	S Bacarri Rambo	Buh-CARR-ee	Daronte Jones	DUH-rawn-tay
TE Thomas Duarte	DOO-ort-ee	DT Ndamukong Suh	En-dom-ah-ken Soo	Chris Kuper	KOO-pehr
CB Ifo Ekpre-Olomu	EE-foh Ek-PRAY-uh-loh-moo	QB Ryan Tannehill	TAN-uh-hill	Marwan Maalouf	mah-LOOF
DE Terrence Fede	Fuh-DAY	G/T Laremy Tunsil	LAIR-uh-mee TUHN-suhl	Dave Puloka	Puh-LOU-kuh
TE MarQueis Gray	Mar-QUEES	C/G Kraig Urbik	ERR-bick		
CB Xavier Howard	EX-ay-vee-n				



2016 MIAMI DOLPHINS - HOW THEY WERE ACQUIRED (as of Nov. 29, 2016)

	DRAFT (20)	TRADES (3)	WAIVERS (2)	FREE AGENTS (28)
2005				LS John Denney
2009				DE Cameron Wake
2011	C Mike Pouncey (1)			QB Matt Moore (Car.)
2012	QB Ryan Tannehill (1)			
2013	LB Jelani Jenkins (4a) TE Dion Sims (4b)			S Michael Thomas
2014	T Ja'Wuan James (1) WR Jarvis Landry (2) S Walt Aikens (4) DE Terrence Fede (7)			T Branden Albert (KC) DT Earl Mitchell (Hou.) RB Damien Williams
2015	WR DeVante Parker (1) DT Jordan Phillips (2) CB Bobby McCain (5a) RB Jay Ajayi (5b) CB Tony Lippett (5d)	WR Kenny Stills (N.O.)		P Matt Darr K Andrew Franks LB Neville Hewitt LB Mike Hull LB Spencer Paysinger (NYG) DT Ndamukong Suh (Det.) LB Zach Vigil
2016	G/T Laremy Tunsil (1) CB Xavien Howard (2) RB Kenyan Drake (3a) WR Leonte Carroo (3b) WR Jakeem Grant (6a) CB Jordan Lucas (6b) TE Thomas Duarte (7b)	LB Kiko Alonso (Phi.) CB Byron Maxwell (Phi.)	T Bryce Harris (Jax.) DE Nick Williams (KC)	S Isa Abdul-Quddus (Det.) DE Andre Branch (Jax.) C Jake Brendel G/T Jermon Bushrod LB Donald Butler TE MarQueis Gray TE Dominique Jones DT Leon Orr S Bacarri Rambo CB Lafayette Pitts C/G Anthony Steen C/G Kraig Urbik DE Mario Williams T Sam Young



2016 GAME RECAPS

WEEK 1

SEPT. 11, 2016 | SEATTLE, WASH.
CENTURYLINK FIELD
ATTENDANCE: 69,012 | TV: CBS

SCORING SUMMARY

	1	2	3	4	F
Miami	0	3	0	7	10
Seattle	3	3	0	6	12

MIAMI 10

SEATTLE 12

The Dolphins put up a tremendous effort at what is considered perhaps the toughest venue in the NFL, but ultimately left Seattle with a disappointing loss.

Seattle converted a make-or-break fourth-down situation and later scored the game-winning touchdown with 31 seconds left to hand the Dolphins a 12-10 loss at CenturyLink Field in Adam Gase's head-coaching debut.

Ryan Tannehill scored on a 2-yard quarterback draw with 4:08 left in the fourth quarter to give the Dolphins a 10-6 lead and Miami then had a chance to all but wrap up the victory when Seattle faced a fourth-and-4 from its 47-yard line.

The Seahawks converted on a 22-yard completion from Russell Wilson to Doug Baldwin, and those two combined again on the game-winning touchdown, a 2-yard pass on second-and-goal.

Earlier in the drive, Seattle converted a fourth-and-1 with a 7-yard run by Christine Michael.

Under new defensive coordinator Vance Joseph, the Dolphins kept Wilson and the Seattle offense in check most of the game, allowing only a pair of Steven Hauschka field goals before the last-minute touchdown.

The Dolphins defense came up with two takeaways — an interception by new safety Isa Abdul-Quddus and a fumble recovery by new linebacker Kiko Alonso. The Dolphins also stopped Seattle on fourth down when Abdul-Quddus broke up a pass in the flat intended for Baldwin.

Ultimately, it was missed opportunities that ended up costing the Dolphins.

After Arian Foster was stopped for no gain on fourth-and-1 from the Seattle 17 in the first quarter, Tannehill threw a perfect deep pass to Kenny Stills on the Dolphins' next offensive snap after Stills got way behind the Seattle secondary. But Stills dropped the pass, turning an easy touchdown into an incompletion.

Trailing 6-3 in the fourth quarter, the Dolphins had a first-and-goal from the Seattle 5-yard line six plays after Alonso's fumble recovery, but couldn't get into the end zone and Andrew Franks then had his 27-yard attempt blocked.

Tannehill's touchdown capped a seven-play, 86-yard drive that featured completions of 16 yards to Stills, 28 yards to Jarvis Landry and 29 yards to Damien Williams.

SCORING DRIVES

TEAM	QTR	TIME	PLAY (EXTRA POINT) (DRIVE INFO)	MIA	SEA
Seahawks	1	5:11	S.Hauschka 39 yd. Field Goal (12-46, 6:08)	0	3
Dolphins	2	8:45	A.Franks 41 yd. Field Goal (6-19, 2:06)	3	3
Seahawks	2	0:00	S.Hauschka 38 yd. Field Goal (10-72, 1:52)	3	6
Dolphins	4	4:08	R.Tannehill 2 yd. run (A.Franks kick) (7-86, 3:01)	10	6
Seahawks	4	0:31	D.Baldwin 2 yd. pass from R.Wilson (kick blocked) (14-75, 3:37)	10	12

GAME STATISTICS

RUSHING (Att-Yds-TD):

Miami: A. Foster 13-38, R. Tannehill 5-17-1, D. Williams 2-9.
Seattle: C. Michael 15-66, T. Rawls 12-32, R. Wilson 4-16, C. Prorise 1-(-2).

PASSING (A-C-Y-TD-I):

Miami: R. Tannehill 29-16-186-0-0.
Seattle: R. Wilson 43-27-258-1-1.

RECEIVING (Rec-Yds-TD):

Miami: J. Landry 7-59, A. Foster 3-62, L. Carroo 2-14, J. Cameron 2-6, D. Williams 1-29, K. Stills 1-16.
Seattle: D. Baldwin 9-92-1, J. Kearse 5-57, T. Rawls 3-26, T. Lockett 3-17, L. Willson 2-26, C. Michael 2-5, C. Prorise 1-13, P. Richardson 1-11, J. Graham 1-11.

SACKS (Sk-Yds):

Miami: N. Suh 1-13, M. Williams 1-5, J. Phillips 0.5-0, J. Jones 0.5-0.
Seattle: M. Bennett 1-9, C. Marsh 1-9, F. Clark 1-8, K. Wright 1-2.

INTERCEPTIONS (Int-Yds):

Miami: I. Abdul-Quddus 1-9.
Seattle: None.

FORCED FUMBLES:

Miami: None
Seattle: C. Marsh 1, A. Rubin 1.

FUMBLE RECOVERIES (No-Yds):

Miami: K. Alonso 1-2.
Seattle: None.

TEAM STATS	MIA	SEA
First Downs	11	21
Rushing	3	4
Passing	7	16
Penalty	1	1
3rd-Down Efficiency	3 for 14	5 for 16
4th-Down Efficiency	0 for 1	2 for 3
Total Net Yards	214	352
Total Net Plays	54	78
Average Gain	4.0	4.5
Net Yards Rushing	64	112
Rushes	20	32
Yards per Rush	3.2	3.5
Net Yards Passing	150	240
Completed - Attempted	16-29	27-43
Yards per Pass Play	4.4	5.2
Sacked - Yards Lost	5-36	3-18
Had Intercepted	0	1
Punts - Average	7-327-46.7	6-253-42.2
Return Yardage	125	40
Punts - Return Yards	4-32	3-40
Kickoffs - Return Yards	3-84	0-0
Interceptions - Return Yards	1-9	0-0
Penalties - Yards	4-40	8-69
Fumbles - Lost	2-0	1-1
Red-Zone Efficiency	1 for 3	1 for 2
Goal-to-Go Efficiency	1 for 2	1 for 1
Time of Possession	25:28	34:32



2016 GAME RECAPS

WEEK 2

SEPT. 18, 2016 | FOXBOROUGH, MASS.
GILLETTE STADIUM
ATTENDANCE: 66,829 | TV: CBS

SCORING SUMMARY

	1	2	3	4	F
Miami	0	3	7	14	24
New England	14	10	7	0	31

MIAMI 24

NEW ENGLAND 31

The Dolphins almost pulled off a remarkable comeback, but came up just short at Gillette Stadium.

The New England Patriots scored touchdowns on their first three possessions before quarterback Jimmy Garoppolo left the game with an injury, built a 24-0 lead and held on for a 31-24 victory.

Tannehill threw two touchdown passes, to wide receiver Kenny Stills and tight end Jordan Cameron, and rookie Kenyan Drake scored his first NFL touchdown on a 7-yard run as the Dolphins outscored New England 21-7 in the second half. The Dolphins also got a 27-yard field goal from Andrew Franks on the last play of the first half.

New England almost put the game away by getting four first downs and setting up for a 39-yard field goal attempt, but Stephen Gostkowski was wide right.

The Dolphins had one final chance after getting the ball at their own 29-yard line with 1:04 left but no timeouts.

The Dolphins got the ball to the New England 29 thanks to a 20-yard completion from Tannehill to DeVante Parker and a 17-yard scramble by Tannehill, but the comeback attempt ended when Duron Harmon recorded an interception in the end zone on fourth-and-5 on a pass intended for Parker.

Before leaving the game with a shoulder injury in the second quarter, Garoppolo threw three touchdown passes, two to wide receiver Danny Amendola and one to tight end Martellus Bennett.

The Dolphins committed two turnovers in the first half — one interception and a fumble by wide receiver Jarvis Landry — and also had a drive end when center Anthony Steen snapped the ball before Tannehill was ready on a third-and-6.

Running back Jay Ajayi, back in the lineup after being inactive in the opener, lost a fumble on the Dolphins' first drive of the second half and New England followed with a 68-yard touchdown drive to make it 31-3.

But the Dolphins began their comeback attempt after that, scoring their touchdowns on drives of 75, 88 and 75 yards.

SCORING DRIVES

TEAM	QTR	TIME	PLAY (EXTRA POINT) (DRIVE INFO)	MIA	NE
Patriots	1	10:53	D.Amendola 12 yd. pass from J.Garoppolo (S.Gostkowski kick) (8-75, 4:07)	0	7
Patriots	1	6:22	M.Bennett 20 yd. pass from J.Garoppolo (S.Gostkowski kick) (7-75, 3:10)	0	14
Patriots	2	13:10	D.Amendola 10 yd. pass from J.Garoppolo (S.Gostkowski kick) (12-76, 6:21)	0	21
Patriots	2	2:48	S.Gostkowski 34 yd. Field Goal (9-36, 3:01)	0	24
Dolphins	2	0:00	A.Franks 27 yd. Field Goal (9-77, 0:58)	3	24
Patriots	3	8:44	L.Blount 9 yd. run (S.Gostkowski kick) (5-68, 2:51)	3	31
Dolphins	3	5:45	K.Stills 24 yd. pass from R.Tannehill (A.Franks kick) (7-75, 2:59)	10	31
Dolphins	4	14:51	J.Cameron 12 yd. pass from R.Tannehill (A.Franks kick) (5-88, 2:13)	17	31
Dolphins	4	6:06	K.Drake 7 yd. run (A.Franks kick) (9-74, 4:43)	24	31

GAME STATISTICS

RUSHING (Att-Yds-TD):

Miami: R. Tannehill 6-35, J. Ajayi 5-14, K. Drake 2-12, A. Foster 3-9.
New England: L. Blount 29-123-1, J. White 4-19, J. Brissett 4-12, D. Foster 1-7.

PASSING (A-C-Y-TD-I):

Miami: R. Tannehill 45-32-387-2-2.
New England: J. Garoppolo 26-18-232-3-0, J. Brissett 9-6-92-0-0.

RECEIVING (Rec-Yds-TD):

Miami: J. Landry 10-135, D. Parker 8-106, J. Cameron 5-49-1, J. Ajayi 4-31, K. Stills 2-39-1, K. Drake 2-6, D. Sims 1-21.
New England: J. Edelman 7-76, M. Bennett 5-114-1, C. Hogan, 4-59, D. Amendola 4-48-2, J. White 2-10, M. Mitchell 1-15, D. Foster 1-2.

SACKS (Sk-Yds):

Miami: M. Thomas 1-14, J. Jones 1-8.
New England: None.

INTERCEPTIONS (Int-Yds):

Miami: None.
New England: J. Collins 1-13, D. Harmon 1-0.

FORCED FUMBLES:

Miami: B. Maxwell 1, B. McCain 1, M. Thomas 1.
New England: J. Freeny 1, L. Ryan 1.

FUMBLE RECOVERIES (No-Yds):

Miami: K. Alonso 1-0.
New England: T. Flowers 1-0, C. Long 1-0.

TEAM STATS

	MIA	NE
First Downs	23	29
Rushing	2	11
Passing	19	15
Penalty	2	3
3rd-Down Efficiency	5 for 10	7 for 14
4th-Down Efficiency	0 for 1	0 for 0
Total Net Yards	457	463
Total Net Plays	61	75
Average Gain	7.5	6.2
Net Yards Rushing	70	161
Rushes	16	38
Yards per Rush	4.4	4.2
Net Yards Passing	387	302
Completed - Attempted	32-45	24-35
Yards per Pass Play	8.6	8.2
Sacked - Yards Lost	0-0	2-22
Had Intercepted	2	0
Punts - Average	4-199-49.8	4-128-32.0
Return Yardage	15	64
Punts - Return Yards	0-0	3-33
Kickoffs - Return Yards	1-15	1-18
Interceptions - Return Yards	0-0	2-13
Penalties - Yards	5-49	7-65
Fumbles - Lost	3-2	3-1
Red-Zone Efficiency	2 for 3	3 for 4
Goal-to-Go Efficiency	0 for 1	1 for 1
Time of Possession	23:14	36:46



2016 GAME RECAPS

WEEK 3

SEPT. 25, 2016 | MIAMI GARDENS, FLA.
HARD ROCK STADIUM
ATTENDANCE: 65,176 | TV: CBS

SCORING SUMMARY

CLEVELAND 24

MIAMI 30 (OT)

	1	2	3	4	OT	F
Cleveland	0	13	0	11	0	24
Miami	7	3	7	7	6	30

In a game that featured more than its share of swings and ups and downs, the Dolphins found a way to beat the Cleveland Browns in their home opener.

Jay Ajayi scored on an 11-yard touchdown run with 8:26 left in overtime to give the Dolphins a 30-24 victory in the first regular season game at the newly named Hard Rock Stadium.

Ajayi's touchdown came right after Ryan Tannehill hit Jarvis Landry with a 32-yard pass down the left sideline.

The Browns won the overtime coin toss and made the unusual decision to kick off, giving the Dolphins the chance to win with a touchdown. Instead, the Dolphins went three-and-out.

But after a sack by Ndamukong Suh and a holding penalty, Cleveland had to punt the ball back after getting one first down and Landry's 13-yard punt return set up the Dolphins to start their game-winning drive at the Cleveland 44.

Cleveland had a chance to win the game on the final play of the game, but Cody Parkey was wide left on a 46-yard attempt — his third miss of the game.

That opportunity was set up by a fumble recovery by Browns linebacker Corey Lemonier, who also sacked Tannehill and forced a fumble on that play. It was a fourth consecutive unsuccessful drive for the offense, which looked to have found its groove in the second half when Tannehill threw touchdown passes to Jarvis Landry and Damien Williams on back-to-back possessions to turn a 13-10 deficit into a 24-13 lead.

But Cleveland answered with a touchdown run by Terrelle Pryor, a two-point conversion pass from Cody Kessler to Gary Barnidge and a field goal.

Tannehill ended with three touchdown passes; he connected with DeVante Parker in the first half.

SCORING DRIVES

TEAM	QTR	TIME	PLAY (EXTRA POINT) (DRIVE INFO)	CLE	MIA
Dolphins	1	10:16	D.Parker 26 yd. pass from R.Tannehill (A.Franks kick) (5-61, 2:37)	0	7
Browns	2	13:32	C.Parkey 46 yd. Field Goal (10-58, 5:03)	3	7
Browns	2	6:47	B.Boddy-Calhoun 27 yd. interception return (C.Parkey kick)	10	7
Dolphins	2	1:57	A.Franks 37 yd. Field Goal (10-56, 4:50)	10	10
Browns	2	0:42	C.Parkey 48 yd. Field Goal (8-45, 1:15)	13	10
Dolphins	3	5:17	J.Landry 42 yd. pass from R.Tannehill (A.Franks kick) (4-68, 2:10)	13	17
Dolphins	4	14:17	D.Williams 10 yd. pass from R.Tannehill (A.Franks kick) (6-64, 3:16)	13	24
Browns	4	10:12	T.Pryor 3 yd. run (C.Kessler-G.Barnidge pass) (9-83, 4:05)	21	24
Browns	4	3:14	C.Parkey 38 yd. Field Goal (8-74, 3:03)	24	24
Dolphins	OT	8:26	J.Ajayi 11 yd. run (3-44, 1:13) (3-44, 1:13)	24	30

GAME STATISTICS

RUSHING (Att-Yds-TD):

Cleveland: I. Crowell 15-79, D. Johnson 10-69, T. Pryor 4-21-1, A. Hawkins 1-1, C. Kessler 2-(-1).
Miami: K. Drake 9-37, J. Ajayi 7-28-1, I. Pead 5-17, J. Landry 2-16, D. Williams 1-15, R. Tannehill 1-2.

PASSING (A-C-Y-TD-I):

Cleveland: C. Kessler 33-21-244-0-0, T. Pryor 5-3-35-0-0.
Miami: R. Tannehill 39-25-319-3-2.

RECEIVING (Rec-Yds-TD):

Cleveland: T. Pryor 8-144, G. Barnidge 5-66, D. Johnson 5-12, R. Louis 3-40, A. Hawkins 2-14, M. Johnson 1-3.
Miami: J. Landry 7-120-1, K. Stills 5-76, D. Sims 4-46, D. Parker 3-51-1, D. Williams 3-10-1, K. Drake 2-11, J. Cameron 1-5.

SACKS (Sk-Yds):

Cleveland: C. Lemonier 1-8.
Miami: N. Suh 1.5-7.5, C. Wake 1-7, A. Branch 1-3, R. Jones 0.5-0.5.

INTERCEPTIONS (Int-Yds):

Cleveland: B. Boddy-Calhoun 1-27-1, J. Taylor 1-(-3).
Miami: None.

FORCED FUMBLES:

Cleveland: C. Lemonier 1.
Miami: X. Howard 1, C. Wake 1.

FUMBLE RECOVERIES (No-Yds):

Cleveland: C. Lemonier 1.
Miami: J. Jones 1.

TEAM STATS

	CLE	MIA
First Downs	21	23
Rushing	8	6
Passing	10	15
Penalty	3	2
3rd-Down Efficiency	4 for 10	2 for 10
4th-Down Efficiency	0 for 0	0 for 0
Total Net Yards	430	426
Total Net Plays	74	65
Average Gain	5.8	6.6
Net Yards Rushing	169	115
Rushes	32	25
Yards per Rush	5.3	4.6
Net Yards Passing	261	311
Completed - Attempted	24-38	25-39
Yards per Pass Play	6.2	7.8
Sacked - Yards Lost	4-18	1-8
Had Intercepted	0	2
Punts - Average	5-223-44.6	6-293-48.8
Return Yardage	75	40
Punts - Return Yards	1-0	1-13
Kickoffs - Return Yards	3-51	1-27
Interceptions - Return Yards	2-24	0-0
Penalties - Yards	13-91	8-67
Fumbles - Lost	3-1	1-1
Time of Possession	37:22	29:12
Goal-to-Go Efficiency	1 for 2	1 for 1
Time of Possession	25:28	34:32



2016 GAME RECAPS

WEEK 4

SEPT. 29, 2016 | CINCINNATI, OHIO
PAUL BROWN STADIUM
ATTENDANCE: 60,834 | TV: NFL NETWORK

SCORING SUMMARY

MIAMI 7

CINCINNATI 22

	1	2	3	4	F
Miami	7	0	0	0	7
Cincinnati	10	6	3	3	22

The Dolphins faced a tough challenge having to travel to Cincinnati on a short week, and it was made tougher by a rash of injuries that hit the team.

A big play gave the Dolphins a lead in the first quarter, but the Bengals took control from there and went on to a 22-7 victory at Paul Brown Stadium.

The Dolphins faced the Bengals without starters Arian Foster, Branden Albert and Anthony Steen on offense and Jelani Jenkins and Koa Misi on defense. Cornerback Byron Maxwell, who started the first three games, was active but didn't play.

After giving up a field goal on the opening drive, the Dolphins took a 7-3 lead on their second offensive snap when Ryan Tannehill connected with Kenny Stills for a 74-yard touchdown, the team's longest pass play since 2012.

But the rest of the game was a struggle for the offense. The Dolphins finished with 222 total yards and were only 2-of-11 in third-down conversions.

One positive on offense was the running game, with the Dolphins averaging 4.8 yards on 13 rushing attempts.

The defense couldn't contain wide receiver A.J. Green, whose 123 receiving yards in the first half were the most for any NFL player this season. Green finished with 10 catches for 173 yards and a 7-yard touchdown that gave Cincinnati a 10-7 lead, a lead the Bengals would never relinquish.

One highlight on defense was the ability to stop the run. The Dolphins held Cincinnati to 77 yards on 37 attempts, a meager 2.1 average. Even taking away Andy Dalton's four kneel-downs, Cincinnati still averaged only 2.5 yards per rushing attempts.

The rest of the scoring came from Bengals kicker Mike Nugent, who kicked five field goals, including a 43-yard kick that late in the second quarter that gave the Bengals a 16-7 lead going into halftime.

Cornerback Bobby McCain recorded the only sack of the game for the Bengals when he came in free on a blitz and dropped Dalton for an 11-yard loss.

SCORING DRIVES

TEAM	QTR	TIME	PLAY (EXTRA POINT) (DRIVE INFO)	MIA	CIN
Bengals	1	9:51	M.Nugent 42 yd. Field Goal (11-54, 5:09)	0	3
Dolphins	1	9:04	K.Stills 74 yd. pass from R.Tannehill (A.Franks kick) (2-81, 0:47)	7	3
Bengals	1	3:19	A.Green 7 yd. pass from A.Dalton (M.Nugent kick) (7-90, 3:24)	7	10
Bengals	2	4:12	M.Nugent 22 yd. Field Goal (14-80, 8:25)	7	13
Bengals	2	1:06	M.Nugent 43 yd. Field Goal (4-2, 1:01)	7	16
Bengals	3	6:09	M.Nugent 22 yd. Field Goal (9-85, 4:16)	7	19
Bengals	4	13:30	M.Nugent 47 yd. Field Goal (10-45, 5:25)	7	22

GAME STATISTICS

RUSHING (Att-Yds-TD):

Miami: J. Ajayi 6-33, K. Drake 2-15, D. Williams 2-9, I. Peard 3-5.
Cincinnati: J. Hill 21-71, G. Bernard 10-18, A. Dalton 6-(-12).

PASSING (A-C-Y-TD-I):

Miami: R. Tannehill 25-15-189-1-1.
Cincinnati: A. Dalton 31-22-296-1-0.

RECEIVING (Rec-Yds-TD):

Miami: J. Landry 7-61, D. Parker 2-20, J. Ajayi 2-13, K. Stills 1-74-1, D. Sims 1-9, D. Williams 1-6, I. Peard 1-6.
Cincinnati: A. Green 10-173-1, C. Uzomah 4-45, B. LaFell 4-44, G. Bernard 3-24, T. Boyd 1-10.

SACKS (Sk-Yds):

Miami: B. McCain 1-11.
Cincinnati: C. Dunlap 2-14, G. Atkins 1.5-10.5, W. Clarke 1-0, M. Johnson 0.5-4.5.

INTERCEPTIONS (Int-Yds):

Miami: None.
Cincinnati: C. Lewis-Harris 1-11.

FORCED FUMBLES:

Miami: A. Branch 1.
Cincinnati: C. Dunlap 1.

FUMBLE RECOVERIES (No-Yds):

Miami: None.
Cincinnati: D. Peko 1-0.

TEAM STATS	MIA	CIN
First Downs	8	19
Rushing	3	4
Passing	5	13
Penalty	0	2
3rd-Down Efficiency	2 for 15	3 for 15
4th-Down Efficiency	0 for 1	1 for 1
Total Net Yards	222	362
Total Net Plays	43	69
Average Gain	5.2	5.2
Net Yards Rushing	62	77
Rushes	13	37
Yards per Rush	4.8	2.1
Net Yards Passing	160	285
Completed - Attempted	15-25	22-31
Yards per Pass Play	5.3	8.9
Sacked - Yards Lost	5-29	1-11
Had Intercepted	1	0
Punts - Average	7-344-49.1	4-184-46.0
Return Yardage	63	55
Punts - Return Yards	3-13	3-23
Kickoffs - Return Yards	3-50	1-21
Interceptions - Return Yards	0-0	1-11
Penalties - Yards	7-68	6-40
Fumbles - Lost	1-1	2-0
Red-Zone Efficiency	0 for 0	1 for 3
Goal-to-Go Efficiency	0 for 0	1 for 2
Time of Possession	21:58	38:02



2016 GAME RECAPS

WEEK 5

OCT. 9, 2016 | MIAMI GARDENS, FLA.
HARD ROCK STADIUM
ATTENDANCE: 64,425 | TV: CBS

SCORING SUMMARY

TENNESSEE 30

MIAMI 17

	1	2	3	4	F
Tennessee	7	14	3	6	30
Miami	0	14	3	0	17

The Dolphins got a couple of electrifying plays in their return to Hard Rock Stadium, but it wasn't enough to produce a victory against the Tennessee Titans.

Marcus Mariota threw three touchdown passes and ran for another score as the Titans beat the Dolphins 30-17.

Mariota's touchdown passes went to former University of Miami star Andre Johnson, tight end Delanie Walker and former Dolphins wide receiver Rishard Matthews. Mariota was sacked four times and knocked out of the game last year when the Dolphins beat the Titans 38-10 in Nashville, but he had the upper hand in this one.

The Dolphins got touchdowns on a 74-yard punt return by rookie Jakeem Grant and a 4-yard run by Jay Ajayi.

The touchdown was the first of Grant's career and the fourth punt return for a touchdown by a rookie in franchise history. Grant, the sixth-round pick from Texas Tech, used his speed to run around two Tennessee players, then avoided two tacklers down the right sideline before racing into the end zone.

The other big play for the Dolphins was a 58-yard reception by running back Damien Williams that set up Ajayi's touchdown. Williams made two defenders miss after catching a swing pass to the left, then sprinted down the left sideline for the longest reception by a Dolphins running back since 2009 when Ricky Williams had a 59-yard gain against the New York Jets.

Tannehill was sacked six times and intercepted twice, the Dolphins were 4-for-11 in third-down conversions, and had the ball on offense for only 23:16.

While Pro Bowl center Mike Pouncey made his 2016 debut against the Titans, the Dolphins still had to play without their projected starting offensive line.

Billy Turner became the third different starting left tackle for the Dolphins this season, as Branden Albert and Laremy Tunsil both were inactive. Turner started at left guard in the previous game against Cincinnati after Tunsil moved over from left guard to replace Albert.

The Dolphins also were without starting linebackers Jelani Jenkins and Koa Misi for a second consecutive week, as well as tight end Jordan Cameron, running back Arian Foster and cornerback Xavien Howard.

SCORING DRIVES

TEAM	QTR	TIME	PLAY (EXTRA POINT) (DRIVE INFO)	TEN	MIA
Titans	1	0:23	M.Mariota 5 yd. run (R.Succop kick) (5-61, 2:49)	7	0
Dolphins	2	12:23	J.Grant 74 yd. punt return (A.Franks kick)	7	7
Titans	2	5:30	A.Johnson 5 yd. pass from M.Mariota (R.Succop kick) (12-76, 6:53)	14	7
Dolphins	2	2:00	J.Ajayi 4 yd. run (A.Franks kick) (6-79, 3:30)	14	14
Titans	2	0:47	D.Walker 20 yd. pass from M.Mariota (R.Succop kick) (6-75, 1:13)	21	14
Titans	3	10:33	R.Succop 40 yd. Field Goal (4-2, 1:25)	24	14
Dolphins	3	5:10	A.Franks 24 yd. Field Goal (8-69, 5:23)	24	17
Titans	4	8:23	R.Matthews 4 yd. pass from M.Mariota (kick blocked) (9-66, 4:54)	30	17

GAME STATISTICS

RUSHING (Att-Yds-TD):

Tennessee: D. Murray 27-121, M. Mariota 7-60-1, D. Henry 7-54.
Miami: J. Ajayi 13-42-1, K. Drake 2-4, D. Williams 1-3, J. Landry 1-2.

PASSING (A-C-Y-TD-I):

Tennessee: M. Mariota 29-20-163-3-0.
Miami: R. Tannehill 18-12-191-0-2.

RECEIVING (Rec-Yds-TD):

Tennessee: D. Walker 5-66-1, D. Murray 5-16, R. Matthews 4-32-1, T. Sharpe 2-17, A. Johnson 2-13-1, A. Fasano 1-10, K. Wright 1-9.
Miami: J. Landry 3-28, D. Parker 2-70, D. Williams 2-67, K. Drake 2-16, D. Jones 2-4, D. Sims 1-6.

SACKS (Sk-Yds):

Tennessee: B. Orakpo 2-19, J. Casey 2-14, D. Morgan 2-9.
Miami: None.

INTERCEPTIONS (Int-Yds):

Tennessee: D. Stafford 1-4, J. McCourty 1-1.
Miami: None

FORCED FUMBLES:

Tennessee: None.
Miami: B. Maxwell 1.

FUMBLE RECOVERIES (No-Yds):

Tennessee: None
Miami: None

TEAM STATS

	TEN	MIA
First Downs	23	8
Rushing	13	3
Passing	8	5
Penalty	2	0
3rd-Down Efficiency	5 for 12	4 for 11
4th-Down Efficiency	0 for 1	0 for 0
Total Net Yards	398	200
Total Net Plays	70	41
Average Gain	5.7	4.9
Net Yards Rushing	235	51
Rushes	41	17
Yards per Rush	5.7	3.0
Net Yards Passing	163	149
Completed - Attempted	20-29	12-18
Yards per Pass Play	5.6	6.2
Sacked - Yards Lost	0-0	6-42
Had Intercepted	0	2
Punts - Average	5-175-35.0	6-298-49.7
Return Yardage	45	133
Punts - Return Yards	4-20	2-86
Kickoffs - Return Yards	1-20	2-47
Interceptions - Return Yards	2-5	0-0
Penalties - Yards	5-40	8-83
Fumbles - Lost	1-0	0-0
Red-Zone Efficiency	3 for 3	1 for 2
Goal-to-Go Efficiency	3 for 3	1 for 1
Time of Possession	36:44	23:16



2016 GAME RECAPS

WEEK 6

OCT. 16, 2016 | MIAMI GARDENS, FLA.
HARD ROCK STADIUM
ATTENDANCE: 65,351 | TV: CBS

SCORING SUMMARY

PITTSBURGH 15

MIAMI 30

	1	2	3	4	F
Pittsburgh	8	0	0	7	15
Miami	3	13	7	7	30

Jay Ajayi put together one of the great rushing performances in Dolphins history, and the result was an impressive victory against one of the best teams in the AFC.

Ajayi rushed for a career-high 204 yards and two touchdowns, including a game-clinching 62-yard run with 50 seconds left, to lead the Dolphins to a 30-15 victory against the Pittsburgh Steelers 23-15 at Hard Rock Stadium in the second of four consecutive home games.

It was the first 200-yard rushing performance by a Dolphins running back since December 2011 when Reggie Bush did it against the Buffalo Bills.

Ryan Tannehill didn't throw a touchdown pass, but had completions of 53 yards to tight end MarQueis Gray and 39 yards to Jarvis Landry. He also wasn't sacked and played mistake-free football.

The defense did its part in the victory, holding quarterback Ben Roethlisberger and wide receiver Antonio Brown in check.

Roethlisberger came in having thrown three touchdown passes in each of the previous two weeks, but he was held without one until only 1:02 remained in the fourth quarter.

Landry recovered the onside the kick after the Steelers cut the Dolphins lead to 23-15 and Ajayi sealed the victory on the next play. Ajayi joined Ricky Williams, Lamar Smith and Bush as Dolphins players with 200-yard rushing performances.

The Dolphins intercepted Roethlisberger twice, once by Reshad Jones and the other by fellow safety Isa Abdul-Quddus.

The Dolphins opened with its projected starting offensive line — Branden Albert, Laremy Tunsil, Mike Pouncey, Jermon Bushrod and Ja'Wuan James — for the first time all season and it clearly made a difference.

The Dolphins controlled every aspect of the game and the only reason the score wasn't more lopsided — besides the late Pittsburgh touchdown — was the inability to produce in the red zone as they had to settle for three short field goals by Andrew Franks, who also had a short attempt blocked. The Dolphins also had a touchdown pass from Tannehill to Dominique Jones nullified by an illegal formation penalty.

SCORING DRIVES

TEAM	QTR	TIME	PLAY (EXTRA POINT) (DRIVE INFO)	PIT	MIA
Dolphins	1	8:34	A.Franks 30 yd. Field Goal (9-53, 3:39)	0	3
Steelers	1	5:39	D.Heyward-Bey 60 yd. run (B.Roethlisberger-L.Bell pass) (6-75, 2:55)	8	3
Dolphins	2	8:18	A.Franks 23 yd. Field Goal (12-85, 7:08)	8	6
Dolphins	2	5:23	A.Franks 30 yd. Field Goal (4-1, 2:43)	8	9
Dolphins	2	0:21	D.Williams 1 yd. run (A.Franks kick) (9-71, 2:26)	8	16
Dolphins	3	1:39	J.Ajayi 1 yd. run (A.Franks kick) (6-52, 3:31)	8	23
Steelers	4	1:02	C.Hamilton 23 yd. pass from B.Roethlisberger (C.Boswell kick) (10-97, 3:18)	15	23
Dolphins	4	0:50	J.Ajayi 62 yd. run (A.Franks kick) (1-62, 0:12)	15	30

GAME STATISTICS

RUSHING (Att-Yds-TD):

Pittsburgh: D. Heyward-Bey 1-60-1, L. Bell 10-53, D. Williams 3-10, A. Brown 1-6, L. Jones 1(-1).
Miami: J. Ajayi 25-204-2, D. Williams 6-12-1, A. Foster 3-3, R. Tannehill 2-3.

PASSING (A-C-Y-TD-I):

Pittsburgh: B. Roethlisberger 34-19-189-1-2, L. Jones 1-0-0-0-0.
Miami: R. Tannehill 32-24-252-0-0.

RECEIVING (Rec-Yds-TD):

Pittsburgh: L. Bell 6-55, A. Brown 4-39, E. Rogers 4-35, C. Hamilton 2-36-1, J. James 2-13, X. Grimble 1-11.
Miami: J. Landry 7-91, D. Parker 5-28, M. Gray 3-81, K. Stills 2-12, A. Foster 2-12, D. Williams 2-5, D. Sims 1-12, D. Jones 1-8, J. Ajayi 1-3.

SACKS (Sk-Yds):

Pittsburgh: None.
Miami: A. Branch 1.5-15.5, C. Wake 0.5-4.5.

INTERCEPTIONS (Int-Yds):

Pittsburgh: None.
Miami: R. Jones 1-17, I. Abdul-Quddus 1-7.

FORCED FUMBLES:

Pittsburgh: None.
Miami: None.

FUMBLE RECOVERIES (No-Yds):

Pittsburgh: None.
Miami: None.

TEAM STATS

	PIT	MIA
First Downs	15	24
Rushing	3	12
Passing	11	10
Penalty	1	2
3rd-Down Efficiency	3 for 11	7 for 14
4th-Down Efficiency	0 for 1	0 for 0
Total Net Yards	297	474
Total Net Plays	53	68
Average Gain	5.6	7.0
Net Yards Rushing	128	222
Rushes	16	36
Yards per Rush	8.0	6.2
Net Yards Passing	169	252
Completed - Attempted	19-35	24-32
Yards per Pass Play	4.6	7.9
Sacked - Yards Lost	2-20	0-0
Had Intercepted	2	0
Punts - Average	5-180-36.0	2-77-38.5
Return Yardage	57	50
Punts - Return Yards	0-0	2-26
Kickoffs - Return Yards	3-57	0-0
Interceptions - Return Yards	0-0	2-24
Penalties - Yards	6-65	8-95
Fumbles - Lost	0-0	0-0
Red-Zone Efficiency	0 for 0	2 for 6
Goal-to-Go Efficiency	0 for 0	2 for 3
Time of Possession	23:30	36:30



2016 GAME RECAPS

WEEK 7

OCT. 23, 2016 | MIAMI GARDENS, FLA.
HARD ROCK STADIUM
ATTENDANCE: 65,658 | TV: CBS

SCORING SUMMARY

BUFFALO 25

MIAMI 28

	1	2	3	4	F
Buffalo	3	7	7	8	25
Miami	3	3	8	14	28

SCORING DRIVES

TEAM	QTR	TIME	PLAY (EXTRA POINT) (DRIVE INFO)	BUF	MIA
Dolphins	1	7:28	A.Franks 36 yd. Field Goal (15-64, 7:32)	0	3
Bills	1	0:49	D.Carpenter 29 yd. Field Goal (6-20, 1:59)	3	3
Bills	2	11:47	T.Taylor 10 yd. run (D.Carpenter kick) (7-40, 2:50)	10	3
Dolphins	2	3:47	A.Franks 33 yd. Field Goal (12-58, 8:00)	10	6
Bills	3	5:51	M.Goodwin 67 yd. pass from T.Taylor (D.Carpenter kick) (1-67, 0:09)	17	6
Dolphins	3	0:18	J.Ajayi 4 yd. run (R.Tannehill-J.Landry pass) (10-75, 5:33)	17	14
Dolphins	4	3:56	D.Williams 12 yd. run (A.Franks kick) (6-64, 3:49)	17	21
Dolphins	4	2:24	K.Stills 66 yd. pass from R.Tannehill (A.Franks kick) (3-70, 1:03)	17	28
Bills	4	0:14	R.Bush 1 yd. run (T.Taylor-R.Bush pass) (13-75, 2:10)	25	28

Jay Ajayi and the Dolphins did it again.

Ajayi had a second consecutive tremendous rushing performance and the Dolphins again knocked off one of the best teams in the AFC, beating the Buffalo Bills 28-25 at Hard Rock Stadium.

A week after rushing for 204 yards against Pittsburgh, Ajayi finished with 214 yards as he joined O.J. Simpson, Earl Campbell and former Dolphins running back Ricky Williams as the only players in NFL history with back-to-back 200-yard games.

Ajayi reached the 200-yard mark on a 14-yard run in the fourth quarter that came three plays before Damien Williams scored the go-ahead touchdown on a 12-yard run.

Williams scored after breaking two tackles at the 4-yard line, getting some help from two offensive linemen who pushed the pile toward the end zone.

The Dolphins added to their lead with 2:24 left when Ryan Tannehill connected with Kenny Stills for a 66-yard touchdown pass on a huge third-and-6 play.

Buffalo made the score closer with a touchdown and a two-point conversion with 14 seconds left.

Ajayi's effort against Buffalo included a 4-yard touchdown run in the third quarter that cut the Dolphins' deficit to 17-14 after a successful two-point conversion on a pass from Tannehill to Jarvis Landry.

The Dolphins handled the league's top-ranked rushing offense, holding Buffalo to 67 yards on 22 carries.

LeSean McCoy, who started despite being questionable with a hamstring injury, was held to 11 yards on eight attempts before leaving the game.

Tyrod Taylor ran for a touchdown and passed for another for Buffalo, which came in riding a four-game winning streak, the team's longest since the 2008 season.

GAME STATISTICS

RUSHING (Att-Yds-TD):

Buffalo: T. Taylor 7-35-1, M. Gillislee 5-20, L. McCoy 8-11, R. Bush 1-1-1, J. Felton 1-0.
Miami: J. Ajayi 28-214-1, R. Tannehill 6-21, D. Williams 4-16-1, A. Foster 3-5.

PASSING (A-C-Y-TD-I):

Buffalo: T. Taylor 28-14-221-1-0.
Miami: R. Tannehill 25-15-204-1-0.

RECEIVING (Rec-Yds-TD):

Buffalo: M. Goodwin 4-93-1, B. Tate 2-31, C. Clay 2-29, J. Hunter 2-25, W. Powell 2-23, R. Bush 1-13, N. O'Leary 1-7.
Miami: K. Stills 5-100-1, J. Landry 5-78, D. Parker 3-20, A. Foster 1-4, J. Ajayi 1-2.

SACKS (Sk-Yds):

Buffalo: L. Alexander 1-6.
Miami: C. Wake 1.5-8, N. Suh 1-6, J. Jones 1-4, A. Branch 0.5-3.

INTERCEPTIONS (Int-Yds):

Buffalo: None.
Miami: None.

FORCED FUMBLES:

Buffalo: None.
Miami: None.

FUMBLE RECOVERIES (No-Yds):

Buffalo: None.
Miami: None.

TEAM STATS

	BUF	MIA
First Downs	16	26
Rushing	4	15
Passing	9	9
Penalty	3	2
3rd-Down Efficiency	3 for 13	5 for 12
4th-Down Efficiency	0 for 0	0 for 0
Total Net Yards	267	454
Total Net Plays	54	67
Average Gain	4.9	6.8
Net Yards Rushing	67	256
Rushes	22	41
Yards per Rush	3.0	6.2
Net Yards Passing	200	198
Completed - Attempted	14-28	15-25
Yards per Pass Play	6.3	7.6
Sacked - Yards Lost	4-21	1-6
Had Intercepted	0	0
Punts - Average	7-316-45.1	5-175-35.0
Return Yardage	93	89
Punts - Return Yards	1-30	5-28
Kickoffs - Return Yards	3-63	4-61
Interceptions - Return Yards	0-0	0-0
Penalties - Yards	6-45	13-116
Fumbles - Lost	0-0	0-0
Red-Zone Efficiency	2 for 3	2 for 4
Goal-to-Go Efficiency	2 for 2	1 for 1
Time of Possession	22:58	37:02



2016 GAME RECAPS

WEEK 9

NOV. 6, 2016 | MIAMI GARDENS, FLA.
HARD ROCK STADIUM
ATTENDANCE: 65,722 | TV: CBS

SCORING SUMMARY

N.Y. JETS 23

MIAMI 27

	1	2	3	4	F
N.Y. Jets	10	3	0	10	23
Miami	7	7	6	7	27

Kenyan Drake's holding penalty nullified a touchdown in the second quarter, but he more than made up for it later.

The rookie third-round pick returned a kickoff 96 yards for a touchdown with 5:15 left in the fourth quarter to lead the Dolphins to a 27-23 victory against the New York Jets in a thriller at Hard Rock Stadium.

The victory gave the Dolphins a 4-4 record as they reached the halfway mark of the season on a three-game winning streak.

Drake's touchdown came after the Jets took a 23-20 lead on a touchdown pass from Ryan Fitzpatrick to Jalin Marshall two plays after punter Matt Darr dropped a perfect snap on fourth down.

The winning touchdown came on a re-kick after the Jets were penalized for offside on their original kickoff.

After taking the ball at the 4-yard line, Drake found a hole up the middle before shifting to the right and outracing kicker Nick Folk to the end zone.

Ndamukong Suh's sack on third down ended the Jets' offensive possession following Drake's touchdown and the Dolphins were able to kill off the rest of the clock thanks in part to a pass interference penalty on third down and four runs by Jay Ajayi that gained 44 yards.

Drake's penalty for illegal block in the back in the first half nullified a punt return for a touchdown by fellow rookie Jakeem Grant.

After back-to-back 200-yard rushing performances against Pittsburgh and Buffalo, Ajayi didn't have nearly as much open field against the No. 1-ranked rushing defense in the NFL. But Ajayi still managed to rush for 111 yards and had a rushing touchdown for a fourth consecutive game.

Tight end Dominique Jones scored his first career touchdown in the second quarter on a 1-yard reception to give the Dolphins a lead that lasted until the Jalen Marshall touchdown.

SCORING DRIVES

TEAM	QTR	TIME	PLAY (EXTRA POINT) (DRIVE INFO)	NYJ	MIA
Jets	1	8:26	N.Folk 23 yd. Field Goal (13-70, 6:34)	3	0
Dolphins	1	4:56	J.Ajayi 20 yd. run (A.Franks kick) (6-75, 3:30)	3	7
Jets	1	0:35	M.Forte 31 yd. run (N.Folk kick) (8-75, 4:21)	10	7
Dolphins	2	10:16	D.Jones 1 yd. pass from R.Tannehill (A.Franks kick) (11-75, 5:19)	10	14
Jets	2	5:20	N.Folk 21 yd. Field Goal (9-75, 4:56)	13	14
Dolphins	3	5:08	A.Franks 33 yd. Field Goal (10-56, 4:53)	13	17
Dolphins	3	3:22	A.Franks 29 yd. Field Goal (4-3, 1:38)	13	20
Jets	4	12:50	N.Folk 28 yd. Field Goal (9-67, 5:32)	16	20
Jets	4	5:42	J.Marshall 18 yd. pass from R.Fitzpatrick (N.Folk kick) (2-18, 0:10)	23	20
Dolphins	4	5:15	K.Drake 96 yd. kickoff return (A.Franks kick) (0-0, 0:27)5:15	23	27

GAME STATISTICS

RUSHING (Att-Yds-TD):

N.Y. Jets: M. Forte 12-92-1, R. Fitzpatrick 3-26, B. Powell 6-22.
Miami: J. Ajayi 24-111-1, D. Williams 5-29, M. Darr 1-0, R. Tannehill 2-(-3).

PASSING (A-C-Y-TD-I):

N.Y. Jets: R. Fitzpatrick 27-16-194-1-2, B. Petty 2-2-19-0-0.
Miami: R. Tannehill 28-17-149-1-0, J. Landry 1-0-0-0-0.

RECEIVING (Rec-Yds-TD):

N.Y. Jets: B. Marshall 5-46, R. Anderson 4-49, B. Powell 4-29, J. Marshall 3-59-1, Q. Enunwa 1-25, M. Forte 1-5.
Miami: D. Jones 3-42-1, J. Landry 3-33, J. Ajayi 3-19, D. Williams 2-20, M. Gray 2-10, D. Parker 2-8, K. Stills 1-11, K. Drake 1-6.

SACKS (Sk-Yds):

N.Y. Jets: L. Mauldin 0.5-6, J. Martin 0.5-6.
Miami: C. Wake 2-16, N. Suh 1-8.

INTERCEPTIONS (Int-Yds):

N.Y. Jets: None.
Miami: J. Phillips 1-17, B. McCain 1-0.

FORCED FUMBLES:

N.Y. Jets: S. McLendon 1, C. Spiller 1.
Miami: C. Wake 2.

FUMBLE RECOVERIES (No-Yds):

N.Y. Jets: None.
Miami: None.

TEAM STATS

	NYJ	MIA
First Downs	18	20
Rushing	3	7
Passing	10	9
Penalty	5	4
3rd-Down Efficiency	3 for 10	5 for 11
4th-Down Efficiency	0 for 0	0 for 1
Total Net Yards	331	274
Total Net Plays	53	62
Average Gain	6.2	4.4
Net Yards Rushing	140	137
Rushes	21	32
Yards per Rush	6.7	4.3
Net Yards Passing	191	137
Completed - Attempted	18-29	17-29
Yards per Pass Play	6.0	4.6
Sacked - Yards Lost	3-22	1-12
Had Intercepted	2	0
Punts - Average	3-121-40.3	3-120-40.0
Return Yardage	47	186
Punts - Return Yards	2-10	2-12
Kickoffs - Return Yards	2-37	3-157
Interceptions - Return Yards	0-0	2-17
Penalties - Yards	10-77	8-85
Fumbles - Lost	3-0	3-0
Red-Zone Efficiency	1 for 5	1 for 4
Goal-to-Go Efficiency	0 for 1	1 for 2
Time of Possession	29:38	30:22



2016 GAME RECAPS

WEEK 10

NOV. 13, 2016 | SAN DIEGO, CALIF.
QUALCOMM STADIUM
ATTENDANCE: 55,107 | TV: CBS

SCORING SUMMARY

MIAMI 31

SAN DIEGO 24

	1	2	3	4	F
Miami	0	7	14	10	31
San Diego	0	10	7	7	24

Linebacker Kiko Alonso came up with the biggest of a series of big defensive plays in the fourth quarter to keep the Dolphins rolling.

Alonso returned an interception 60 yards for a touchdown with 1:01 left to give the Dolphins a 31-24 victory at Qualcomm Stadium. The interception after the Chargers drove to the Miami 42-yard line and appeared in position to set themselves up for a potential game-winning field goal.

The touchdown came shortly after Dolphins kicker Andrew Franks made a 27-yard field goal to tie the game at 24.

Tony Lippett also had two interceptions in the fourth quarter and Byron Maxwell added another one. Lippett's first pick came in the back of the end zone on a second-and-goal from the Miami 2-yard line.

Damien Williams and Kenny Stills, who both are from San Diego, combined for the other three Dolphins touchdowns as Miami extended its winning streak to four games.

Williams scored on a 2-yard run and an 18-yard reception, and Stills was on the receiving end of a 39-yard pass from Ryan Tannehill as the Dolphins rallied from a 10-0 deficit in a game that featured five lead changes in the second half.

The Dolphins fell behind 24-21 after a Philip Rivers touchdown pass to Tyrell Williams for 56 yards, but they answered with a 75-yard drive that featured a 56-yard completion from Tannehill to DeVante Parker.

Cameron Wake had another two sacks, giving him six in the past four games.

Jay Ajayi came up short in his quest for a fourth consecutive 100-yard rushing performance but did have some success in the second half. He was held to 16 yards on 11 attempts in the first half before busting loose for runs of 40 and 21 yards in the third quarter.

SCORING DRIVES

TEAM	QTR	TIME	PLAY (EXTRA POINT) (DRIVE INFO)	MIA	SD
Chargers	2	14:51	J.Lambo 45 yd. Field Goal (7-46, 3:03)	0	3
Chargers	2	7:37	A.Gates 11 yd. pass from P.Rivers (J.Lambo kick) (9-80, 4:53)	0	10
Dolphins	2	2:50	K.Stills 39 yd. pass from R.Tannehill (A.Franks kick) (9-74, 4:47)	7	10
Dolphins	3	12:29	D.Williams 2 yd. run (A.Franks kick) (5-75, 2:31)	14	10
Chargers	3	5:36	H.Henry 7 yd. pass from P.Rivers (J.Lambo kick) (12-75, 6:53)	14	17
Dolphins	3	1:43	D.Williams 18 yd. pass from R.Tannehill (A.Franks kick) (8-75, 3:53)	21	17
Chargers	4	4:04	Ty.Williams 51 yd. pass from P.Rivers (J.Lambo kick) (4-58, 1:02)	21	24
Dolphins	4	2:57	A.Franks 27 yd. Field Goal (5-66, 1:07)	24	24
Dolphins	4	1:01	K.Alonso 60 yd. interception return (A.Franks kick)	31	24

GAME STATISTICS

RUSHING (Att-Yds-TD):

Miami: J. Ajayi 19-79, R. Tannehill 3-16, K. Drake 1-9, D. Williams 2-2-1.
San Diego: M. Gordon 24-70.

PASSING (A-C-Y-TD-I):

Miami: R. Tannehill 24-17-240-2-0.
San Diego: P. Rivers 44-23-326-3-4.

RECEIVING (Rec-Yds-TD):

Miami: J. Landry 6-53, D. Parker 5-103, K. Stills 2-47-1, M. Gray 2-18, D. Williams 1-18-1, J. Ajayi 1-1.
San Diego: Ty. Williams 5-125-1, M. Gordon 5-62, D. Inman 5-43, A. Gates 4-63-1, H. Henry 2-11-1, S. McGrath 1-12, G. Whalen 1-10.

SACKS (Sk-Yds):

Miami: C. Wake 1.5-7, M. Williams 0.5-4, N. Suh 0.5-3, A. Branch 0.5-3.
San Diego: M. Ingram 1-9.

INTERCEPTIONS (Int-Yds):

Miami: T. Lippett 2-0, K. Alonso 1-60-1, B. Maxwell 1-27.
San Diego: None.

FORCED FUMBLES:

Miami: None.
San Diego: M. Ingram 1.

FUMBLE RECOVERIES (No-Yds):

Miami: None.
San Diego: D. Stuckey 1-0.

TEAM STATS	MIA	SD
First Downs	17	29
Rushing	5	3
Passing	11	19
Penalty	1	7
3rd-Down Efficiency	4 for 10	6 for 11
4th-Down Efficiency	0 for 0	0 for 0
Total Net Yards	337	379
Total Net Plays	50	71
Average Gain	6.7	5.3
Net Yards Rushing	106	70
Rushes	25	24
Yards per Rush	4.2	2.9
Net Yards Passing	231	309
Completed - Attempted	17-24	23-44
Yards per Pass Play	9.2	6.6
Sacked - Yards Lost	1-9	3-17
Had Intercepted	0	4
Punts - Average	5-258-51.6	4-199-49.8
Return Yardage	144	66
Punts - Return Yards	3-3	3-45
Kickoffs - Return Yards	2-54	1-21
Interceptions - Return Yards	4-87	0-0
Penalties - Yards	11-81	4-29
Fumbles - Lost	3-1	0-0
Red-Zone Efficiency	2 for 3	2 for 3
Goal-to-Go Efficiency	1 for 2	1 for 2
Time of Possession	27:01	32:59



2016 GAME RECAPS

WEEK 11

NOV. 20, 2016 | LOS ANGELES, CALIF.
LOS ANGELES MEMORIAL COLISEUM
ATTENDANCE: 83,483 | TV: FOX

SCORING SUMMARY

	1	2	3	4	F
Miami	0	0	0	14	14
San Diego	7	0	3	0	10

MIAMI 14

LOS ANGELES 10

On a rainy and overcast day at the Los Angeles Memorial Coliseum, the Dolphins overcame adversity and pulled off a remarkable late comeback to extend their winning streak to five games.

DeVante Parker scored the game-winning touchdown on a 9-yard pass from Ryan Tannehill with 36 seconds left in regulation as the Dolphins beat the Los Angeles Rams 14-10 to move their record to 6-4 on the season.

The Dolphins trailed 10-0 with 4:02 left in the fourth quarter before Tannehill threw a 10-yard pass to Jarvis Landry. Landry was met by a couple of Rams defenders at the 3-yard line, but tackle Ja'Wuan James led a group of Dolphins players who pushed the pile into the end zone.

The Miami defense then forced a three-and-out and got the ball back at its 25-yard line with 2:11 left with a chance to tie or win the game.

The Dolphins got 30 yards on the very first play when Tannehill connected with Kenny Stills for a 15-yard pass and a roughing-the-passer penalty was tacked on to move the ball to the Rams 45. A completion to DeVante Parker moved the ball to the 35-yard line. The next three plays gained 9, 9 and 8 yards before Tannehill threw a strike to Parker in the corner of the end zone to complete the seven-play, 75-yard game-winning drive.

The game ended with Parker batting away a Rams Hail Mary from the Dolphins 47-yard line on the last play.

Todd Gurley scored the only touchdown for the Rams.

The Dolphins started the game without three-time Pro Bowl center Mike Pouncey and two-time Pro Bowl left tackle Branden Albert, which put new starters at three different spots along the offensive line.

First-year player Anthony Steen made his fourth start of the season at center, veteran Kraig Urbik started at left guard and rookie first-round pick Laremy Tunsil started the game at left tackle in place of Albert. But Tunsil left in the second quarter because of a shoulder injury and did not return.

Tannehill came in with a chance to tie his own franchise record with five consecutive games without getting intercepted, but his streak ended in the third quarter when Rams cornerback Maurice Alexander picked him off in the end zone.

The interception came on the very next play after Dolphins linebacker Kiko Alonso forced a fumble by tight end Lance Kendricks and recovered the loose ball at the Rams 37-yard line.

SCORING DRIVES

TEAM	QTR	TIME	PLAY (EXTRA POINT) (DRIVE INFO)	MIA	LA
Rams	1	9:47	T.Gurley 24 yd. run (G.Zuerlein kick) (4-68, 1:55)	0	7
Rams	3	1:39	G.Zuerlein 46 yd. Field Goal (10-49, 6:05)	0	10
Dolphins	4	4:02	J.Landry 10 yd. pass from R.Tannehill (A.Franks kick) (8-77, 2:38)	7	10
Dolphins	4	0:36	D.Parker 9 yd. pass from R.Tannehill (A.Franks kick) (7-75, 1:35)	14	10

GAME STATISTICS

RUSHING (Att-Yds-TD):

Miami: J. Ajayi 16-77, R. Tannehill 2-19, K. Drake 1-2.
Los Angeles: T. Gurley 20-75-1, J. Goff 4-11, T. Austin 2-8, B. Cunningham 2-7.

PASSING (A-C-Y-TD-I):

Miami: R. Tannehill 34-24-172-2-1.
Los Angeles: J. Goff 31-17-134-0-0.

RECEIVING (Rec-Yds-TD):

Miami: D. Parker 8-79-1, J. Landry 5-28-1, K. Stills 4-33, D. Sims 3-20, J. Ajayi 3-7, M. Gray 1-5.
Los Angeles: K. Britt 5-43, L. Kendricks 4-38, B. Quick 3-21, T. Higbee 2-4, T. Austin 1-21, P. Cooper 1-10, B. Cunningham 1(-3).

SACKS (Sk-Yds):

Miami: C. Wake 1-9.
Los Angeles: D. Easley 2-13, R. Quinn 1-10, L. Joyner 1-7.

INTERCEPTIONS (Int-Yds):

Miami: None.
Los Angeles: M. Alexander 1-0.

FORCED FUMBLES:

Miami: K. Alonso 1.
Los Angeles: None.

FUMBLE RECOVERIES (No-Yds):

Miami: K. Alonso 1-0.
Los Angeles: None.

TEAM STATS

	MIA	LA
First Downs	17	12
Rushing	5	3
Passing	10	6
Penalty	2	3
3rd-Down Efficiency	1 for 13	2 for 13
4th-Down Efficiency	0 for 0	1 for 1
Total Net Yards	240	227
Total Net Plays	57	60
Average Gain	4.2	3.8
Net Yards Rushing	98	102
Rushes	19	28
Yards per Rush	5.2	3.6
Net Yards Passing	142	125
Completed - Attempted	24-34	17-31
Yards per Pass Play	3.7	3.9
Sacked - Yards Lost	4-30	1-9
Had Intercepted	1	0
Punts - Average	10-453-45.3	8-364-45.5
Return Yardage	19	113
Punts - Return Yards	1-1	5-27
Kickoffs - Return Yards	1-18	2-86
Interceptions - Return Yards	0-0	1-0
Penalties - Yards	8-82	8-70
Fumbles - Lost	0-0	1-1
Red-Zone Efficiency	2 for 2	0 for 0
Goal-to-Go Efficiency	0 for 0	0 for 0
Time of Possession	28:41	31:19



2016 GAME RECAPS

WEEK 12

NOV. 27, 2016 | MIAMI GARDENS, FLA.
HARD ROCK STADIUM
ATTENDANCE: 65,856 | TV: FOX

SCORING SUMMARY

SAN FRANCISCO 24

MIAMI 31

	1	2	3	4	F
San Francisco	7	0	7	10	24
Miami	0	14	10	7	31

The Dolphins weren't able to run over the 32nd-ranked rushing defense in the NFL, but it still didn't stop them from extending their winning streak.

Ryan Tannehill threw three touchdown passes, including the first TD of rookie Leonte Carroo's career, and the Dolphins defeated the San Francisco 49ers 31-24 at Hard Rock Stadium.

Tight end Dion Sims and wide receiver Kenny Stills also had touchdown catches for the Dolphins, and Jay Ajayi scored on a 2-yard run.

It was the 10th career game with at least three touchdown passes for Tannehill, who also added 32 rushing yards.

Colin Kaepernick threw three touchdown passes for San Francisco, hitting running back Carlos Hyde, tight end Garrett Celek and wide receiver Torrey Smith.

The 49ers, who haven't won since beating the Los Angeles Rams 28-0 on opening weekend, kept fighting even after the Dolphins seemingly had pulled away with the touchdown passes to Stills and Carroo that made the score 31-14.

San Francisco had a touchdown and a field goal on its next two drives, and the Dolphins didn't clinch the victory until Kaepernick was tackled at the 2-yard line on a scramble from the 6-yard line on the final play after he threw incomplete in the end zone on the previous play.

Linebacker Kiko Alonso was the defensive star for the Dolphins with a fumble recovery and an interception. His fumble recovery in the second quarter was among the biggest play of the game as it stopped a 49ers scoring threat when the score was tied at 7.

Cornerback Byron Maxwell forced the fumble by tight end Garrett Celek and Alonso recovered at the Dolphins 16-yard line. It was Alonso's fourth fumble recovery of the season, making him the NFL leader in that category.

It also was his third consecutive game with a takeaway, after an interception at San Diego and a fumble recovery at Los Angeles.

SCORING DRIVES

TEAM	QTR	TIME	PLAY (EXTRA POINT) (DRIVE INFO)	SF	MIA
49ers	1	9:46	C.Hyde 11 yd. pass from C.Kaepernick (P.Dawson kick) (8-62, 3:30)	7	0
Dolphins	2	12:22	J.Ajayi 2 yd. run (A.Franks kick) (11-91, 5:28)	7	7
Dolphins	2	2:17	D.Sims 16 yd. pass from R.Tannehill (A.Franks kick) (11-84, 6:50)	7	14
Dolphins	3	12:31	A.Franks 24 yd. Field Goal (5-20, 2:18)	7	17
49ers	3	7:34	G.Celek 4 yd. pass from C.Kaepernick (P.Dawson kick) (9-91, 4:57)	14	17
Dolphins	3	1:33	K.Stills 43 yd. pass from R.Tannehill (A.Franks kick) (5-60, 1:50)	14	24
Dolphins	4	11:31	L.Carroo 15 yd. pass from R.Tannehill (A.Franks kick) (6-67, 3:23)	14	31
49ers	4	7:42	T.Smith 1 yd. pass from C.Kaepernick (P.Dawson kick) (8-75, 3:49)	21	31
49ers	4	2:15	P.Dawson 36 yd. Field Goal (14-62, 3:36)	24	31

GAME STATISTICS

RUSHING (Att-Yds-TD):

San Francisco: C. Kaepernick 10-113, C. Hyde 13-65, D. Harris 2-15.
Miami: J. Ajayi 18-45-1, R. Tannehill 6-34, K. Drake 1-9, D. Williams 1-7.

PASSING (A-C-Y-TD-I):

San Francisco: C. Kaepernick 46-29-296-3-1.
Miami: R. Tannehill 30-20-285-3-0.

RECEIVING (Rec-Yds-TD):

San Francisco: S. Draughn 6-49, C. Hyde 5-30-1, V. McDonald 4-60, R. Streater 4-46, T. Smith 3-24-1, C. Harper 2-32, J. Kerley 2-24, G. Celek 2-19, Q. Patton 1-12.
Miami: D. Sims 4-53-1, J. Landry 4-47, K. Stills 3-72-1, D. Parker 3-64, M. Gray 2-12, D. Williams 2-11, L. Carroo 1-15, J. Ajayi 1-11.

SACKS (Sk-Yds):

San Francisco: R. Blair 1-9, N. Bellore 0.5-6.5, A. Brooks 0.5-6.5.
Miami: C. Wake 1-9, A. Branch 1-5.

INTERCEPTIONS (Int-Yds):

San Francisco: None.
Miami: K. Alonso 1-10.

FORCED FUMBLES:

San Francisco: None.
Miami: B. Maxwell 1.

FUMBLE RECOVERIES (No-Yds):

San Francisco: None.
Miami: K. Alonso 1-0.

TEAM STATS

	SF	MIA
First Downs	25	19
Rushing	9	6
Passing	15	12
Penalty	1	1
3rd-Down Efficiency	7 for 14	6 for 12
4th-Down Efficiency	2 for 2	0 for 0
Total Net Yards	475	358
Total Net Plays	73	58
Average Gain	6.5	6.2
Net Yards Rushing	193	95
Rushes	25	26
Yards per Rush	7.7	3.7
Net Yards Passing	282	263
Completed - Attempted	29-46	20-30
Yards per Pass Play	5.9	8.2
Sacked - Yards Lost	2-14	2-22
Had Intercepted	1	0
Punts - Average	4-189-47.3	5-209-41.8
Return Yardage	52	150
Punts - Return Yards	1-2	3-6
Kickoffs - Return Yards	3-50	5-134
Interceptions - Return Yards	0-0	1-10
Penalties - Yards	7-65	4-42
Fumbles - Lost	1-1	1-0
Red-Zone Efficiency	3 for 5	3 for 4
Goal-to-Go Efficiency	1 for 2	1 for 1
Time of Possession	29:28	30:32



STEPHEN M. ROSS



STEPHEN M.
ROSS

**CHAIRMAN OF THE BOARD/
MANAGING GENERAL PARTNER**

COLLEGE: MICHIGAN
NFL: NINTH SEASON // DOLPHINS: NINTH SEASON

The landscape of South Florida was forever changed when Stephen Ross purchased the Miami Dolphins eight years ago. He began his ownership interest in the Dolphins in February of 2008 when he became a 50 percent partner with H. Wayne Huizenga in the team, the stadium and the surrounding developable land. He increased that share to a 95 percent ownership of the team and the stadium on January 20, 2009 and assumed the responsibility of Managing General Partner of both the Dolphins and the stadium. His investment continues to make an imprint on the region through a rich legacy in sport, community and culture.

Ross' connection to the area didn't start nearly a decade ago, but rather a half century ago when his family moved to Miami Beach in his childhood. The purchase was a culmination of a long-held dream; the Dolphins have been a lifetime passion for him.

Today, that reality flourishes in several aspects of his influence – reverberating from his investment in resources for the organization, his altruism in the community and his willingness to gift South Florida a state-of-the-art facility.

Throughout the Dolphins organization, Ross' ethos of building a first-class team on and off the field is etched deep. Under Ross' vision, a holistic approach has been adopted for the athletes – presenting an environment for them to flourish with cutting-edge sports performance programs, multi-million dollar renovated training facilities and a fully engaged player development program to cater to the players.

"My role as an owner is really to put the team in a position to win and do everything we possibly can," Ross said. "In every single area, we've made changes. We've thought outside the box. We're looking to be the best in class. You can see the players that we've attracted, what they expect and you put it all together, that's what makes winning teams. We're all looking to win."

Ross is committed to supporting the community that supports the Dolphins. He has strengthened the reach of the Miami Dolphins Foundation, offering tremendous support in the areas of education, health, volunteerism and youth programs. In May of 2013, Ross pledged to give more than half of his estate to philanthropic causes and charitable organizations, including South Florida-based institutions. The commitment was made through the Giving Pledge, a long-term global initiative created by Warren Buffett and Bill and Melinda Gates that aims to inspire deeper engagement in philanthropy and increase charitable giving globally. As an NFL owner, he is using his platform to harness the unifying power of sport to advance race relations across the country through the establishment of the nonprofit organization Ross Initiative in Sports for Equality (RISE).

"Sports brings together athletes,

coaches and fans of all races, uniting us with shared experiences and common goals that transcend our differences," Ross said. "The sports community is uniquely positioned and empowered to help drive national discussion and action to unite our country, promote understanding, respect and equality, and advance race relations now and for the next generation. While it would be unrealistic to say that RISE alone will end racism, we have the opportunity to harness the unifying power of sport and create a new paradigm."

Ross' largest contribution to the South Florida area is shaping the culture of the region. After making his name in development, Ross brought his expertise to completely modernize a 28-year-old facility, Hard Rock Stadium, into a truly global entertainment destination. His private investment of more than \$500 million is a game-changer in redefining the fan experience. The first phase of the project involved changing every seat in the stadium, rebuilding the concourses on the 100 and 300 levels, and improving the food choices throughout the entire facility. The second phase of renovations involved the installation of a state-of-the-art canopy that keeps as many as 92 percent of the spectators in the shade and protected from the rain, depending on the time of the day and the month. Additionally, four 1,472-inch high-definition video boards, the largest total square footage in the AFC East, adorn each corner of the stadium. The multi-year project will be completed for the 2017 season with upgrades to the private suites on the 200 level, raising the caliber on premium spaces within a sports venue.

"I think the big winner, as I look at, it is really Miami," Ross said. "We're really trying to create one of the great sports entertainment facilities in the United States today."

Ross has built architectural cathedrals throughout the globe, and his gift to South Florida ushers in a new era of world-class events, including Super Bowls, World Cups, college football championships, and international soccer and concerts.

"What I learned is Steve is a very rare combination of tenacity and heart, and he has tremendous integrity. That's inspiring for anybody to go work for somebody like Steve," Miami Dolphins President & CEO Tom Garfinkel said. "He also cares tremendously about people. He cares about this organization, and he cares about winning. It's not rhetoric. This is someone who had both the capacity and the willingness to invest in big ideas to create a best-in-class organization."





MIKE TANNENBAUM



Growing up in the Boston suburb of Needham, Mass., heavily entrenched with a love affair of all things Boston Celtics during their dominant era under the leadership of Red Auerbach, Mike Tannenbaum saw the impact a sports dynasty could make. At an early age, he marveled as Auerbach became a pioneer of modern basketball, emphasizing team play rather than individual performance. In college at the University of Massachusetts-Amherst, Tannenbaum again delved deep into the blueprint Bill Walsh had constructed as the San Francisco 49ers dominated the NFL during the 1980s. It was during his time at Tulane University Law School Tannenbaum solidified his drive to build one organization, a goal that drives him on a daily basis in his role as Miami Dolphins Executive Vice President, Football Operations.

"I want to build an organization with people who are selfless, who are willing to sacrifice part of what is in their own best interest for the greater good of the organization. There is nothing like winning," Tannenbaum said.

Tannenbaum began his career in the NFL with the New Orleans Saints in 1994 before accepting the position of player personnel assistant with the Cleveland Browns in 1995. He returned to the Saints for the 1996 season as a player personnel assistant prior to joining the New York Jets in 1997. Tannenbaum spent 16 seasons (1997-2012) in various roles for the Jets, including his final seven years (2006-12) as the team's executive vice president and general manager. During his time as general manager, the Jets advanced to the playoffs three times, won four playoff games and made two AFC Championship game appearances.

Tannenbaum then went back to his roots as a sports lawyer, serving in 2013-14 as Priority Sports & Entertainment principal. There he honed relationships in the sports industry, setting a new caliber and showcasing his acumen for scouting talent in appointments of key clients David Blatt and Steve Kerr as Cleveland Cavaliers and Golden State Warriors head coaches ahead of the 2014-15 season.

It was in New York that his path crossed with Miami Dolphins owner Stephen Ross, where he was tapped to consult for the team in August 2014, followed by his appointment as executive vice president, football operations on Jan. 6, 2015.

In his role, Tannenbaum oversees and coordinates the effort of football operations and administration. He is most proud of his work and collaboration with General Manager Chris Grier and Head Coach Adam Gase, as well as other senior executives in implementing the philosophy of a championship caliber football team.

Tannenbaum has overhauled the Dolphins football operations. During the 2016 offseason, he helped orchestrate a trade of Miami's first-round draft pick (eighth overall) to Philadelphia, where the Dolphins moved back five selections and acquired linebacker Kiko Alonso and cornerback Byron Maxwell. The Dolphins used their first-round choice (13th overall) acquired in the trade to draft guard/tackle Laremy Tunsil. He also helped ink defensive end Cameron Wake to a contract extension. In his first full offseason with the Dolphins in 2015, Tannenbaum helped land one of the top unrestricted free agents in four-time Pro Bowl defensive tackle Ndamukong Suh, while also signing another player with a Pro Bowl on his resume in tight end Jordan Cameron, to go along with trading for wide receiver Kenny Stills. He also was instrumental in signing Pro Bowl center Mike Pouncey and quarterback Ryan Tannehill to contract extensions.

True to his mentors, Tannenbaum has instituted revolutionary landmarks in line with Ross' drive for innovative, first-class business

practices. These include the creation and implementation of a sport performance department, a roster overhaul for sustainability and proactive player wellness programs.

"I'm really proud of the fact that Stephen Ross gives us incredible resources. I think our player wellness and player care is second to none in the league in terms of our players feel like the environment here – from the food they eat to the practice fields – is best in class. And they're given every opportunity to prove and maximize their talents."

Outside of work, Mike and his wife, Michelle, remain true to their core values that education and knowledge will always pave a successful path. In keeping with these beliefs, they have instituted scholarship programs with his alma mater UMass and a New Jersey YMCA to afford young professionals the opportunity to pursue their passion without the burden of living expenses.

He uses his role with the Dolphins to guide future leaders, participating in numerous speeches within the industry. He is well vested at UMass, on hand several times throughout his evolving career to give advice and lend support to aspiring young professionals. Additionally, he sits on an advisory council at Tulane, tasked with creating opportunities for students in an evolving landscape, including virtual internships to enhance students' experience while embracing globalization.

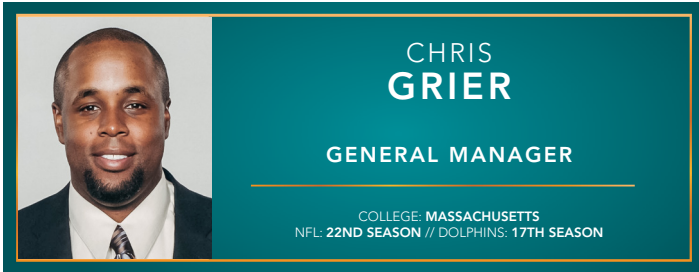
Mike Tannenbaum brings his expertise, drive, vision and leadership to the Miami Dolphins with one goal: to create a winning organization that consistently competes for championships.

"There's nothing like football; I think it's a microcosm of life. People have such disparate backgrounds yet we're all here because the one commonality we all have in this organization is we're intoxicated by winning."





CHRIS GRIER



Chris Grier is entering his 17th season with the Miami Dolphins and first as the club's general manager. He spent the previous nine years as the team's director of college scouting. Grier was appointed general manager on Jan. 4, 2016. He works together with Executive Vice President of Football Operations Mike Tannenbaum and Head Coach Adam Gase to help build a championship caliber football team. In his role, Grier oversees the draft, both college and pro personnel departments and all scouting efforts.

During the 2016 offseason, Grier worked with his staff to bring linebacker Kiko Alonso and cornerback Byron Maxwell to Miami in a trade with the Philadelphia Eagles. He utilized the team's first-round draft pick (13th overall), also acquired in the Eagles trade, to select guard/tackle Laremy Tunsil. The Dolphins will enter the 2016 training camp with more than 45 new players acquired during the offseason.

As the team's director of college scouting (2007-15), Grier was part of a front office that discovered some of the best collegiate players the Dolphins have ever drafted, including wide receiver Jarvis Landry. A second-round selection in 2014, Landry finished his first two NFL seasons with 194 receptions, more than any player has ever recorded in his first two years in the league.

Grier and the Dolphins also identified and drafted running back Lamar Miller and defensive end Olivier Vernon. Miller ranks No. 4 among all NFL running backs in rushing yards (1,971) and yards per carry (4.81) over the past two seasons and was a fourth-round pick in 2012. Vernon finished the 2015 campaign with 36 quarterback hits, the third-most in the NFL, and tied for fourth among all players with 18 tackles for loss. Vernon was a third-

round pick in 2012.

In 2011, the Dolphins drafted center Mike Pouncey in the first round. Pouncey has developed into one of the league's best interior linemen and was selected to the Pro Bowl for the third time in his career in 2015.

During Grier's tenure with the club, the Dolphins have found several diamonds in the rough. Safety Reshad Jones was a fifth-round pick in 2010 and was named the team's co-MVP following the 2015 season after he became the first player in team history to record at least 100 tackles, four interceptions and two sacks in a single season.

Prior to being the team's director of college scouting, Grier served as an area scout with the club from 2000-02, before being promoted to national scout/assistant director of college scouting in 2003. Miami won the AFC East during his first season with the team.

Grier started with the Patriots as an intern in 1994. He joined the club on a full-time basis the following year, and served as a regional scout until joining the Dolphins in 2000. In 1996, Grier was part of a New England staff that won the AFC Championship. He helped scout several players for a Patriots roster that went on to win Super Bowls XXXVI, XXXVIII and XXXIX.

Grier has worked with several of football's most successful coaches and executives throughout his career and that has helped shape his football philosophy. His father, Bobby Grier, is the former vice president of player personnel for the Patriots and recently retired as a senior personnel advisor with the Houston Texans. Chris has also worked with and learned under Pro Football Hall of Famer Bill Parcells, Patriots Head Coach Bill Belichick, Seattle Seahawks Head Coach Pete Carroll and University of Alabama Head Coach Nick Saban.

Grier attended the University of Massachusetts-Amherst where he majored in journalism and played football for two years before injuries ended his career. He spent his final two years there as an undergraduate assistant.

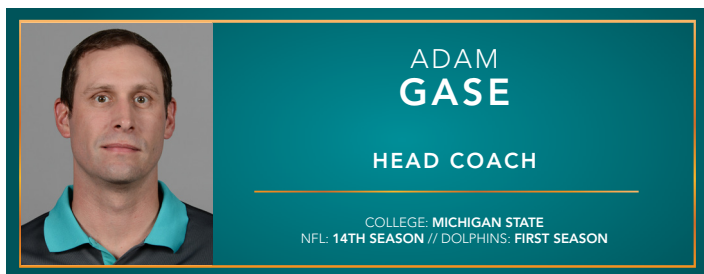
Chris' brother, Michael, played for the Edmonton Oilers, Washington Capitals, San Jose Sharks and Buffalo Sabres of the National Hockey League. He is currently a scout for the Chicago Blackhawks.

A native of Holliston, Mass., Grier resides in Weston, Fla. with his wife, Paige, and their two sons, Landon and Jackson.





ADAM GASE



CAREER

Adam Gase was named the 12th head coach in Miami Dolphins history on Jan. 9, 2016. Gase joined Miami with three years of experience as an NFL offensive coordinator, directing some of the most prolific offenses in league history.

In 2015, Gase was the offensive coordinator for the Chicago Bears. Under Gase, the Bears implemented a balanced offensive attack that improved the team's rushing totals from No. 27 in the season before Gase arrived in Chicago to No. 11 in 2015, as the unit averaged 25.6 more rushing yards per game. Bears quarterback Jay Cutler finished the 2015 season with the highest passer rating (92.3) of his career. Cutler also threw seven fewer interceptions than the previous season and his interception rate of 2.3 percent was the best showing of his career for a season where he played at least 12 games. In addition, Cutler's yards per attempt increased by 0.8, the second-largest one-year increase in his career. Additionally, running back Jeremy Langford had an impressive rookie season, rushing for 537 yards and six touchdowns. His 537 rushing yards ranked No. 7 among all NFL rookies and his six touchdowns were tied for fourth amongst rookie rushers.

Prior to joining the Bears, Gase spent six seasons (2009-14) with the Denver Broncos, during which time the team compiled a 58-38 (.604) regular-season record, won four AFC West titles, three playoff games and an AFC Championship, including a trip to Super Bowl XLVIII.

While Gase was the Denver Broncos offensive coordinator in 2013 and 2014, the Broncos led the NFL in scoring offense (34.0 points per game), total offense (430.1 yards per game) and passing offense (315.8 yards per game) during that time period. During his two seasons as coordinator, seven players from the Broncos offense were named to the Pro Bowl: running back C.J. Anderson (2014), tackle Ryan Clady (2014), quarterback Peyton Manning (2013-14), wide receiver Emmanuel Sanders (2014), wide receiver Demaryius Thomas (2013-14), tight end Julius Thomas (2013-14) and guard Louis Vasquez (2013).

In 2014, the Broncos finished 12-4, winning the AFC West and earned a bye in the first round of the playoffs. Gase helped Denver finish second in scoring, averaging 30.1 points per contest. Manning continued his excellence, completing 66.2 percent of his passes and passing for 4,727 yards and 39 touchdowns. He set the NFL's career passing touchdown record on Oct. 19, 2014 against San Francisco. Demaryius Thomas broke the franchise's single-season receiving record with 1,619 receiving yards.

In 2013, Gase's first as offensive coordinator, the Broncos set NFL records in both points (606) and touchdowns (76) and Denver's scoring output increased by 7.8 points per game. The Broncos totaled 59.4 yards per game more than they did in 2012 and led the NFL with 5,444 passing yards and 55 passing touchdowns. The explosive offense helped Denver finish the regular season 13-3, winning the AFC West and earning the top seed in the AFC playoffs, where the Broncos won the conference title and played in Super Bowl XLVIII.

In addition to setting NFL team records, Gase also helped Manning have the most prolific season of any quarterback in NFL history. Manning's 5,477 passing yards and 55 passing touchdowns were both NFL records that still stand today. Manning earned his fifth NFL MVP award and was honored as the Maxwell Club Player of the Year and AP Offensive Player of the Year.

In total, the Broncos set or tied 14 NFL offense and scoring records in the 2013 season with Gase as offensive coordinator: points (606), touchdowns (76), players with 10 or more touchdowns (5), passing first downs (293), games with 50-plus points (3), points in the second half (318), individual passing yards (Manning, 5,477), individual passing touchdowns (Manning, 55), longest field goal (Matt Prater, 64 yards), most extra points (Matt Prater, 75), most four-touchdown passing games (Manning, 9), most two-touchdown passing games (Manning, 15), most 400-yard passing games (Peyton Manning, 4) and most 90-plus passer rating games (Manning, 15).

The 2013 Broncos were one of just four teams in the past five seasons (2011-15) to have two 1,000-yard receivers and a 1,000-yard rusher. Wide receiver Demaryius Thomas was fourth in the NFL with 1,430 receiving yards, while fellow wide receiver Eric Decker ranked No. 9 with 1,288. Running back Knowshon Moreno rushed for 1,038 yards and 10 touchdowns.

Gase served as Denver's quarterbacks coach from 2011-12. Manning joined the Broncos in 2012, following 14 seasons with the Indianapolis Colts, including a 2011 campaign that he missed due to injury. With Gase as his position coach in 2012, Manning was wildly successful, finishing second in the league in passer rating (105.8), third in passing touchdowns (37) and sixth in passing yards (4,659). He earned the AP NFL Comeback Player of the Year award and was runner-up for NFL MVP.

Gase joined the Broncos in 2009 as the wide receivers coach, a position he held for two seasons.

In 2010, he helped wide receiver Brandon Lloyd earn a Pro Bowl invitation after he led the league in receiving with 1,448 yards and 11 touchdowns. It was the first time a Broncos player had ever led the league in receiving yards.

Gase coached another Pro Bowl wide receiver in 2009 when Brandon Marshall caught 101 passes for 1,120 yards (11.1 avg.) and 10 touchdowns. The 101 receptions was the fourth-highest mark in the league and the Pro Bowl selection was Marshall's second of his young career.

Gase spent the 2008 season as an offensive assistant for the San Francisco 49ers. Prior to San Francisco, Gase held several roles for five seasons (2003-07) with the Detroit Lions.

BACKGROUND

Gase earned his bachelor's degree from Michigan State, where he was a student assistant. He was also a graduate assistant and recruiting assistant at LSU (2000-03). He began his NFL career as a scouting assistant for the Detroit Lions (2003-04) and coached for the Lions (2005-07), San Francisco 49ers (2008), Denver Broncos (2009-14) and Chicago Bears (2015).

PERSONAL

Born March 29, 1978 in Ypsilanti, Mich. He and his wife, Jennifer, have a daughter, McKenzie, and two sons, A.J. and Wyatt.



2016 MIAMI DOLPHINS OFFENSIVE AND STRENGTH & CONDITIONING COACHES



CLYDE CHRISTENSEN OFFENSIVE COORDINATOR

Born January 28, 1956, Covina, Calif.
Quarterback Fresno City College 1975, North Carolina 1976-78. No pro playing experience. College coach: Mississippi 1979, East Tennessee State 1980-82, Temple 1983-85, East Carolina 1986-88, Holy Cross 1989-1990, South Carolina 1991, Maryland 1992-93, Clemson, 1994-95. Pro coach: Tampa Bay Buccaneers 1996-2001, Indianapolis Colts 2002-15, joined Dolphins in 2016.



BEN JOHNSON ASSISTANT WIDE RECEIVERS

Born May 11, 1986, Charleston, S.C.
Quarterback North Carolina 2004-08. No pro playing experience. College coach: Boston College 2010-11. Pro coach: Joined Dolphins in 2012.



DANNY BARRETT RUNNING BACKS

Born December 18, 1961, Boynton Beach, Fla.
Quarterback Cincinnati 1979-82. Pro quarterback Calgary Stampeders 1983-85, 1990-91, 1996, Toronto Argonauts 1985-88, BC Lions 1992-93, 1998, Ottawa Rough Riders 1994-95. College coach: Buffalo 2007-09, Central Florida 2011-15. Pro coach: Calgary Stampeders 1997, BC Lions 1998-99, Saskatchewan Roughriders 2000-06, joined Dolphins in 2016.



CHRIS KUPER OFFENSIVE QUALITY CONTROL

Born December 19, 1982, Anchorage, Alaska.
Guard North Dakota State 2001-05. Pro guard Denver Broncos 2006-13. No college or pro coaching experience.



SHANE DAY TIGHT ENDS

Born September 27, 1974, Manhattan, Kan.
Wide receiver Rhodes College 1995-96. No pro playing experience. College coach: Michigan 2005-06, Connecticut 2012-13. Pro coach: San Francisco 49ers 2007-09, Chicago Bears 2010-11, Washington Redskins 2014-15, joined Dolphins in 2016.



JEREMIAH WASHBURN ASSISTANT OFFENSIVE LINE

Born June 17, 1977, Boone, N.C.
Guard Arkansas 1998-2000. No pro playing experience. College coach: Arkansas 2000-01. Pro coach: Carolina Panthers 2002, Baltimore Ravens 2003-08, Detroit Lions 2009-15, joined Dolphins in 2016.



CHRIS FOERSTER OFFENSIVE LINE

Born October 12, 1961, Milwaukee, Wisc.
Center Colorado State 1979-1982. No pro playing experience. College coach: Colorado State 1983-87, Stanford 1988-1991, Minnesota 1992. Pro coach: Minnesota Vikings 1993-95, Tampa Bay Buccaneers 1996-2001, Indianapolis Colts 2002-03, Miami Dolphins 2004, Baltimore Ravens, 2005-07, San Francisco 49ers, 2008-09, 2015, Washington Redskins 2010-14, re-joined Dolphins in 2016.



DAVE PULOKA HEAD STRENGTH & CONDITIONING

Born January 12, 1979, Arlington, Mass.
Linebacker Holy Cross 1997-2000. No pro playing experience. College coach: Stevens Institute of Technology 2005, Virginia 2006. Pro coach: Atlanta Falcons 2007, joined Dolphins in 2008.



BO HARDEGREE QUARTERBACKS

Born July 5, 1984, Jackson, Tenn.
Quarterback Tennessee 2003-06. No pro playing experience. College coach: Duke 2008-10, Louisiana State 2011-13. Pro coach: Denver Broncos 2014, Chicago Bears, 2015, joined Dolphins in 2016.



JIM ARTHUR ASSISTANT STRENGTH & CONDITIONING

Born July 12, 1978, Cheshire, Conn.
Attended Springfield (Mass.) College. No college or pro playing experience. College coach: Springfield College 2000, Louisiana Tech 2001, Boston College 2002. Pro coach: Buffalo Bills 2002-04, Chicago Bears 2005-15, joined Dolphins in 2016.



SHAWN JEFFERSON WIDE RECEIVERS

Born February 22, 1969, Jacksonville, Fla.
Wide receiver Central Florida 1988-1990. Pro wide receiver San Diego Chargers 1991-95, New England Patriots 1996-99, Atlanta Falcons 2000-02, Detroit Lions 2003. No college coaching experience. Pro coach: Detroit Lions 2005-12, Tennessee Titans 2013-15, joined Dolphins in 2016.



TED RATH ASSISTANT STRENGTH & CONDITIONING

Born November 22, 1983, Monroe, Mich.
Linebacker Toledo 2003-06. No pro playing experience. College coach: Toledo 2007-09. Pro coach: Detroit Lions 2009-15, joined Dolphins in 2016.



2016 MIAMI DOLPHINS DEFENSIVE AND SPECIAL TEAMS COACHES



VANCE JOSEPH
DEFENSIVE COORDINATOR
Born September 20, 1972, Marrero, La
Quarterback and running back Colorado 1990-94. Pro defensive back New York Jets 1995, Indianapolis Colts 1996. College coach: Colorado 1999-2001, 2002-03, Wyoming 2002, Bowling Green State 2004. Pro coach: San Francisco 49ers 2005-10, Houston Texans 2011-13, Cincinnati Bengals 2014-15, joined Dolphins in 2016.



JIM WASHBURN
SR. DEFENSIVE ASST./PASS RUSH SPECIALIST
Born December 2, 1949, Shelby, N.C.
Defensive line Gardner Webb 1970-73. No pro playing experience. College coach: Southern Methodist 1976, Lees-McRae 1977-78, Livingston 1979, New Mexico 1980-82, South Carolina 1983-88, Arkansas 1994-97, Houston 1998. Pro coach: Tennessee Titans 1999-2010, Philadelphia Eagles 2011-12, Detroit Lions 2013-15, joined Dolphins in 2016.



LOU ANARUMO
DEFENSIVE BACKS
Born August 18, 1966, Staten Island, N.Y.
Attended Wagner. No college or pro playing experience. College coach: U.S. Merchant Marine Academy 1989-1990, 1992-94, Wagner 1990, Syracuse 1990-91, Harvard 1995-2000, Marshall 2001-03, Purdue 2004-11. Pro coach: Joined Dolphins in 2012.



TERRELL WILLIAMS
DEFENSIVE LINE
Born June 19, 1974, Los Angeles, Calif.
Nose guard East Carolina 1995-98. No pro playing experience. College coach: Fort Scott (Kan.) C.C. 1998, North Carolina A&T 1999-2001, Youngstown State 2002-03, Akron 2004-05, Purdue 2006-09, Texas A&M 2010-11, Florida 2015. Pro coach: Oakland Raiders 2012-14, joined Dolphins in 2015



CHARLIE BULLEN
ASSISTANT LINEBACKERS
Born September 28, 1984, Palatine, Ill.
No college or pro playing experience. College coach: Iowa 2007-11. Pro coach: Joined Dolphins in 2012.



DARREN RIZZI
ASST. HEAD COACH/SPECIAL TEAMS COORD.
Born July 21, 1970, Hillsdale, N.J.
Tight End Rhode Island 1988-1991. College coach: Rhode Island 1992, Colgate 1993, New Haven 1993-97, Northeastern 1998, New Haven 1999-2001 (head coach), Rutgers 2002-07, Rhode Island 2008 (head coach). Pro coach: Joined Dolphins in 2009.



MATT BURKE
LINEBACKERS
Born March 25, 1976, Hudson, Mass.
Safety Dartmouth 1994-97. No pro playing experience. College coach: Boston College 2000-02, Harvard 2003. Pro coach: Tennessee Titans 2006-08, Detroit Lions 2009-13, Cincinnati Bengals 2014-15, joined Dolphins in 2016.



MARWAN MAALOUF
ASSISTANT SPECIAL TEAMS
Born November 26, 1976, Strongsville, Ohio.
Guard Baldwin-Wallace 1997-99. No pro playing experience. College coach: Baldwin-Wallace 2000, Fordham 2001, Rutgers 2002-03. Pro coach: Cleveland Browns 2004-06, Baltimore Ravens 2008-11, Indianapolis Colts 2012, joined Dolphins in 2013.



DARONTE JONES
ASSISTANT DEFENSIVE BACKS
Born November 11, 1978, Annapolis, Md.
Defensive back Temple 1996, Morgan State 1997-2000. No pro playing experience. College coach: Lenoir-Rhyne 2001, Nicholls State 2002, Bowie State 2005-09, UCLA 2010, Hawaii 2012-14, Wisconsin. Pro coaching experience: Montreal Allouettes 2011, joined Dolphins in 2016.



JAY KAISER
ASSISTANT TO THE HEAD COACH
Born April 8, 1974, Liberal, Kansas.
Attended Bethany. No college or pro playing experience. College coach: Bethany 1993-96, Northwest Missouri State 1997-98, Northern Iowa 1999, Toledo 2001, Kansas State 2002-08. Pro coach: Tampa Bay Buccaneers 2009-11, joined Dolphins in 2012.




RUSTY MCKINNEY
DEFENSIVE QUALITY CONTROL
Born October 17, 1980, Fairfax County, Va.
Linebacker Towson 1998-2001. No pro playing experience. College coach: Saint Anselm 2008, Bentley University 2009-13. Pro coach: Cleveland Browns 2014-15, joined Dolphins in 2016.



PLAYER BIOS







24 // S

**ISA
ABDUL-QUDDUS**

HT: 6-1 // WT: 196 // BORN: 8/3/89
COLLEGE: FORDHAM '11 // ACQUIRED: UFA, 2016
NFL: SIXTH SEASON // DOLPHINS: FIRST SEASON

KEY TRANSACTIONS

- Signed with the Dolphins as an unrestricted free agent from Detroit on 3/11/16
- Originally signed by New Orleans as an undrafted college free agent on 7/27/11

2016 - Totaled seven tackles (four solo) vs. **San Francisco (11/27)** ... Recorded seven tackles (five solo) and one quarterback hit in the 14-10 win at **Los Angeles (11/20)** ... Made six tackles (five solo) in the 31-24 victory at **San Diego (11/13)** ... Recorded four tackles (two solo) vs. **N.Y. Jets (11/6)** ... Tallied three solo tackles and one pass defended in the 28-25 victory vs. **Buffalo (10/23)** ... Broke up a QB Tyrod Taylor pass intended for WR Marquise Goodwin on third-and-10 in the fourth quarter, forcing Buffalo to punt ... Recorded two solo tackles, one interception and one pass defended vs. **Pittsburgh (10/16)** ... Intercepted a QB Ben Roethlisberger pass intended for WR Sammie Coates and returned it 7 yards ... Totaled five tackles (three solo) vs. **Tennessee (10/9)** ... Registered six tackles (two solo) and one tackle for loss at **Cincinnati (9/29)** ... Recorded two solo tackles vs. **Cleveland (9/25)** ... Also tallied one special teams tackle ... Registered eight tackles (four solo) at **New England (9/18)** ... Also served as a game captain ... Recorded eight tackles (three solo), one interception and two passes defended at **Seattle (9/11)** ... Intercepted a QB Russell Wilson pass for a 9-yard return in the second quarter ... Broke up a QB Russell Wilson pass intended for WR Doug Baldwin on fourth-and-inches in the third quarter.

ISA ABDUL-QUDDUS' NFL REGULAR SEASON STATISTICS

YEAR	TEAM	GP	GS	TACKLES					INTERCEPTIONS					FUMBLES		
				TOT	SOLO	ASST	SK	YDS	NO	YDS	LG	TD	PD	FF	FR	YDS
2011	New Orleans	16	1	7	6	1	0.0	0.0	0	0	0	0	1	3	0	0
2012	New Orleans	15	3	38	28	10	0.0	0.0	2	12	12	0	8	0	1	0
2013	New Orleans	11	0	7	6	1	0.0	0.0	0	0	0	0	1	0	0	0
2014	Detroit	16	4	29	19	10	0.0	0.0	0	0	0	0	2	0	0	0
2015	Detroit	16	8	55	40	15	1.0	1.0	0	0	0	0	6	1	0	0
2016	Miami	11	11	58	35	23	0.0	0.0	2	16	9	0	4	0	0	0
NFL TOTALS		85	27	194	134	60	1.0	1.0	4	28	12	0	22	4	1	0

2016 GAME-BY-GAME STATISTICS

DATE	OPPONENT	P/S	TCK	SOLO	AST	SK	YDS	INT	YDS	PD	FF	FR
9/11	at Seattle	1/1	8	3	5	0.0	0.0	1	9	2	0	0
9/18	at New England	1/1	8	4	4	0.0	0.0	0	0	0	0	0
9/25	CLEVELAND	1/1	2	2	0	0.0	0.0	0	0	0	0	0
9/29	at Cincinnati	1/1	6	2	4	0.0	0.0	0	0	0	0	0
10/9	TENNESSEE	1/1	5	3	2	0.0	0.0	0	0	0	0	0
10/16	PITTSBURGH	1/1	2	2	0	0.0	0.0	1	7	1	0	0
10/23	BUFFALO	1/1	3	3	0	0.0	0.0	0	0	1	0	0
11/6	N.Y. JETS	1/1	4	2	2	0.0	0.0	0	0	0	0	0
11/13	at San Diego	1/1	6	5	1	0.0	0.0	0	0	0	0	0
11/20	at Los Angeles	1/1	7	5	2	0.0	0.0	0	0	0	0	0
11/27	SAN FRANCISCO	1/1	7	4	3	0.0	0.0	0	0	0	0	0
2016 TOTALS		11/11	58	35	23	0.0	0.0	2	16	4	0	0

SINGLE-GAME HIGHS

CAREER HIGHS

Tackles: 11 vs. Green Bay (12/3/15)
Sacks: 1 vs. San Francisco (12/27/15)
Interceptions: 1 four times, last: vs. Pittsburgh (10/16/16)
Passes Defended: 3 vs. Carolina (12/30/12)
Forced Fumbles: 1 four times, last: vs. GB (12/3/15)
Fumble Recoveries: 1 vs. Philadelphia (11/5/12)

SEASON HIGHS

Tackles: 8 twice, last: at NE (9/18/16)
Sacks: -
Interceptions: 1 twice, last: vs. Pittsburgh (10/16/16)
Passes Defended: 2 at Seattle (9/11/16)
Forced Fumbles: -
Fumble Recoveries: -





35 // S

**WALT
AIKENS**

HT: 6-1 // WT: 218 // BORN: 6/19/91
 COLLEGE: LIBERTY '14 // ACQUIRED: D4, 2014
 NFL: THIRD SEASON // DOLPHINS: THIRD SEASON

Cincinnati (9/29).

KEY TRANSACTIONS

- Originally a fourth-round selection (125th overall) of the Dolphins in the 2014 NFL Draft

2016 - Played on special teams, but did not record any statistics Weeks 2-3, 10, 12 ... Recorded one special teams tackle at **Los Angeles (11/20)** ... **(11/13)** ... Tallied one special teams tackle vs. **N.Y. Jets (11/6)** ... Recorded one special teams tackle vs. **Buffalo (10/23)** ... Inactive vs. **Pittsburgh (10/16)** ... Saw action on special teams vs. **Tennessee (10/9)** ... Registered one assisted special teams tackle ... Recorded one assisted special teams tackle at

WALT AIKENS' NFL REGULAR SEASON STATISTICS

YEAR	TEAM	GP	GS	TACKLES					INTERCEPTIONS					FUMBLES		
				TOT	SOLO	ASST	SK	YDS	NO	YDS	LG	TD	PD	FF	FR	YDS
2014	Miami	15	0	9	7	2	0.0	0.0	1	43	43	0	1	0	0	0
2015	Miami	16	4	20	15	5	0.0	0.0	0	0	0	0	0	0	0	0
2016	Miami	10	0	0	0	0	0.0	0.0	0	0	0	0	0	0	0	0
NFL TOTALS		41	4	29	22	7	0.0	0.0	1	43	43	0	1	0	0	0

2016 GAME-BY-GAME STATISTICS


DATE	OPPONENT	P/S	TCK	SOLO	AST	SK	YDS	INT	YDS	PD	FF	FR
9/11	at Seattle	1/0	0	0	0	0.0	0.0	0	0	0	0	0
9/18	at New England	1/0	0	0	0	0.0	0.0	0	0	0	0	0
9/25	CLEVELAND	1/0	0	0	0	0.0	0.0	0	0	0	0	0
9/29	at Cincinnati	1/0	0	0	0	0.0	0.0	0	0	0	0	0
10/9	TENNESSEE	1/0	0	0	0	0.0	0.0	0	0	0	0	0
10/16	PITTSBURGH						INACTIVE					
10/23	BUFFALO	1/0	0	0	0	0.0	0.0	0	0	0	0	0
11/6	N.Y. JETS	1/0	0	0	0	0.0	0.0	0	0	0	0	0
11/13	at San Diego	1/0	0	0	0	0.0	0.0	0	0	0	0	0
11/20	at Los Angeles	1/0	0	0	0	0.0	0.0	0	0	0	0	0
11/27	SAN FRANCISCO	1/0	0	0	0	0.0	0.0	0	0	0	0	0
2016 TOTALS		10/0	0	0	0	0.0	0.0	0	0	0	0	0

SINGLE-GAME HIGHS

	CAREER HIGHS
Tackles:	6 at Philadelphia (11/15/15)
Sacks:	-
Interceptions:	1 at Oakland (9/28/14)
Passes Defensed:	1 at Oakland, 9/28/14
Forced Fumbles:	-
Fumble Recoveries:	-

	SEASON HIGHS
Tackles:	-
Sacks:	-
Interceptions:	-
Passes Defensed:	-
Forced Fumbles:	-
Fumble Recoveries:	-





23 // RB

**JAY
AJAYI**

HT: 6-0 // WT: 229 // BORN: 6/15/93
 COLLEGE: BOISE STATE '15 // ACQUIRED: D5B, 2015
 NFL: SECOND SEASON // DOLPHINS: SECOND SEASON

KEY TRANSACTIONS

- Originally a fifth-round selection (149th overall) of the Dolphins in the 2015 NFL Draft

2016 - Ranks No. 3 in the NFL with a 5.26 rushing average ... Seventh in the NFL with 847 rushing yards ... Rushed 18 times for 45 yards (2.5 avg.) and one touchdown vs. **San Francisco (11/27)** ... Also caught one pass for 11 yards ... Scored on a 2-yard run in the second quarter to tie the game 7-7 ... Longest run on the day was for 18 yards ... Served as a game captain ... Carried the ball 16 times for 77 yards (4.8 avg) in the 14-10 win at **Los Angeles (11/20)** ... Also caught three passes for 7 yards (2.3 avg.) ... Longest run on the day was for 36

yards ... Rushed 19 times for 79 yards (4.2 avg.) in the 31-24 win at **San Diego (11/13)** ... Also recorded one reception for 1 yard ... Broke out a 40-yard run in the third quarter on second-and-5, setting up a RB Damien Williams touchdown catch to give Miami a 21-17 lead ... Carried the ball 24 times for 111 yards (4.6 avg.) and one touchdown in the 27-23 victory vs. **N.Y. Jets (11/6)** ... Also caught three passes for 19 yards (6.3 avg.) ... Ran for a 20-yard touchdown in the first quarter to put Miami up 7-3 ... This marked his third-consecutive game with 100-plus rushing yards ... His 529 rushing yards in Weeks 6-9 are the third most over a three-game span in a single season by a Dolphin ... Rushed a career high 28 times for 214 yards (7.6 avg.) and one touchdown in the 28-25 victory vs. **Buffalo (10/23)** ... Also caught one pass for 2 yards ... With his 214 rushing yards, Ajayi became the fourth player (fifth time overall) in NFL history to rush for 200 yards in consecutive games, joining O.J. Simpson (1973 & 1976), Earl Campbell (1980) and Ricky Williams (2002) ... His 214 rushing yards and 216 scrimmage yards were the most by an NFL player this season ... Had nine runs of 10-plus yards, which is tied for the third highest single-game total in the NFL since 1960 ... His 214 rushing yards were the third-most in Dolphins history (including playoffs) ... Earned AFC Offensive Player of the Week Honors for his Week 7 performance ... Also named FedEx Ground NFL Player of the Week for Week 7 ... Rushed 25 times for 204 yards (8.2 avg.) and two touchdowns vs. **Pittsburgh (10/16)** ... Also caught one pass for 3 yards ... His 204 rushing yards were the fifth-most in Dolphins history (including playoffs) ... Ran for a 62-yard touchdown (a career long) in the fourth quarter ... His average of 8.16 yards per carry is the second-highest by a Dolphins running back in a single game ... Named FedEx Ground NFL Player of the Week for his Week 6 performance ... Earned AFC Offensive Player of the Week honors for Week 6 ... Made first career start vs. **Tennessee (10/9)** ... Rushed 13 times for 42 yards (3.2 avg.) and one touchdown ... Scored on a 4-yard run in the second quarter to tie the game ... Led the team with six carries for 33 yards (5.5 avg.) at **Cincinnati (9/29)** ... Also caught two passes for 13 yards (6.5 avg.) ... Rushed seven times for 28 yards (4.0 avg.) and one touchdown vs. **Cleveland (9/25)** ... His 11-yard touchdown run in overtime sealed the Dolphins' 30-24 victory ... Rushed five times for 14 yards (2.8 avg.) at **New England (9/18)** ... Also hauled in four catches for 31 yards (7.8 avg.) ... Inactive at **Seattle (9/11)**.

JAY AJAYI'S NFL REGULAR SEASON STATISTICS													
YEAR	TEAM	GP	GS	RUSHING					RECEIVING				
				ATT	YDS	AVG	LG	TD	NO	YDS	AVG	LG	TD
2015	Miami	9	0	49	187	3.8	24	1	7	90	12.9	20	0
2016	Miami	10	7	161	847	5.3	62t	7	16	87	5.4	11	0
NFL TOTALS		19	7	210	1,034	4.9	62t	8	23	177	7.7	20	0

2016 GAME-BY-GAME STATISTICS


DATE	OPPONENT	P/S	RUSHING					RECEIVING					W/L	SCORE
			ATT	YDS	AVG	LG	TD	NO	YDS	AVG	LG	TD		
9/11	at Seattle		INACTIVE											
9/18	at New England	1/0	5	14	2.8	8	0	4	31	7.8	11	0	L	24-31
9/25	CLEVELAND	1/0	7	28	4.0	11t	1	0	0	0.0	0	0	W	30-24 (OT)
9/29	at Cincinnati	1/0	6	33	5.5	11	0	2	13	6.5	11	0	L	7-22
10/9	TENNESSEE	1/1	13	42	3.2	9	1	0	0	0.0	0	0	L	17-30
10/16	PITTSBURGH	1/1	25	204	8.2	62t	2	1	3	3.0	3	0	W	30-15
10/23	BUFFALO	1/1	28	214	7.6	53	1	1	2	2.0	2	0	W	28-25
11/6	N.Y. JETS	1/1	24	111	4.6	20t	1	3	19	6.3	10	0	W	27-20
11/13	at San Diego	1/1	19	79	4.2	40	0	1	1	1.0	1	0	W	31-24
11/20	at Los Angeles	1/1	16	77	4.8	36	0	3	7	2.3	8	0	W	14-10
11/27	SAN FRANCISCO	1/1	18	45	2.5	18	1	1	11	11.0	11	0	W	31-24
2016 TOTALS		10/7	161	847	5.3	62t	7	16	87	5.4	11	0		



SINGLE-GAME HIGHS

	CAREER HIGHS	
Rushes:	28	vs. Buffalo (10/23/16)
Rushing Yards:	214	vs. Buffalo (10/23/16)
Longest Run:	62t	vs. Pittsburgh (10/16/16)
TD Runs:	2	vs. Pittsburgh (10/16/16)
Receptions:	4	twice, last at New England (9/18/16)
Receiving Yards:	52	at N.Y. Jets (11/29/15)
Longest Reception:	20	vs. Dallas (11/22/15)
TD Receptions:	–	

	SEASON HIGHS	
Rushes:	28	vs. Buffalo (10/23/16)
Rushing Yards:	214	vs. Buffalo (10/23/16)
Longest Run:	62t	vs. Pittsburgh (10/16/16)
TD Runs:	2	vs. Pittsburgh (10/16/16)
Receptions:	4	at New England (9/18/16)
Receiving Yards:	31	at New England (9/18/16)
Longest Reception:	11	three times, last: vs. SF (11/27/16)
TD Receptions:	–	

76 // T

BRANDEN ALBERT

HT: 6-5 // WT: 314 // BORN: 11/4/84
 COLLEGE: VIRGINIA '08 // ACQUIRED: UFA, 2014 (KC)
 NFL: NINTH SEASON // DOLPHINS: THIRD SEASON

KEY TRANSACTIONS

- Signed by the Dolphins as an unrestricted free agent on 3/12/14
- Originally a first-round selection (15th overall) of Kansas City in the 2008 NFL Draft

2016 - Inactive due to injury Weeks 11-12 ... Started in the 31-24 win at **San Diego (11/13)** ... QB Ryan Tannehill completed 17-of-24 throws (70.1 pct.) for 240 yards and two touchdowns ... Tannehill posted a season high 130.6 QB rating ... Also blocked for a run game that amassed 106 yards (4.2 avg.) and one touchdown on 25 attempts ... Started in the 27-23 victory vs. **N.Y. Jets (11/6)** ... Protected QB Ryan Tannehill who completed 17-of-28 passes (60.7 pct.) for 149

yards and one touchdown ... Also blocked for RB Jay Ajayi who carried the ball 24 times for 111 yards (4.6 avg.) and one touchdown ... This was the third consecutive game Ajayi topped the 100-yard rushing mark ... Started in the 28-25 win vs. **Buffalo (10/23)** ... Protected QB Ryan Tannehill who completed 15-of-25 passes (60 pct.) for 204 yards and one touchdown ... Tannehill also posted a 99.4 QB rating on the day ... Blocked for RB Jay Ajayi who rushed for a career-high 214 yards, the third most in a single game in franchise history ... Returned to action in the 30-15 victory vs. **Pittsburgh (10/16)** ... Protected QB Ryan Tannehill who completed 24-of-32 throws (75.0 pct.), earning a 97.4 QB rating ... Part of an o-line that did not allow a sack on the day ... Also blocked for RB Jay Ajayi who rushed for 204 yards, the fifth most in a single game in team history ... Inactive due to illness vs. **Tennessee (10/9)** ... Inactive due to injury at **Cincinnati (9/29)** ... Started vs. **Cleveland (9/25)** ... Protected QB Ryan Tannehill who completed 25-of-39 passes (64.1 pct.) for 319 yards and three touchdowns ... Also blocked for a Dolphins run game that rushed for 115 yards and one touchdown on 25 attempts (4.6 avg.) ... Started at **New England (9/18)** ... Blocked for QB Ryan Tannehill who completed 32-of-45 passes for 389 yards and two touchdowns ... O-line did not allow a sack in the game... Also blocked for the Dolphins run game, which totaled 16 attempts for 70 yards (4.4 avg.) and one touchdown ... Served as a game captain ... Started at **Seattle (9/11)** and protected QB Ryan Tannehill, who completed 16-of-29 passes for 186 yards and a 74.8 QB rating ... Also served as a game captain.

BRANDEN ALBERT'S NFL REGULAR SEASON STATISTICS

GAMES/STARTS: (Kansas City) 2008: 15/15, 2009: 14/14, 2010: 15/15, 2011: 16/16, 2012: 13/11, 2013: 12/12, (Miami) 2014: 9/9, 2015: 14/14, 2016: 7/7
NFL TOTALS: 115/113





47 // LB

KIKO ALONSO

HT: 6-3 // WT: 239 // BORN: 8/14/90
 COLLEGE: OREGON '13 // ACQUIRED: T, 2016 (PHI.)
 NFL: FOURTH SEASON // DOLPHINS: FIRST SEASON

- KEY TRANSACTIONS**
- Acquired by the Dolphins in a trade (Phi.) on 3/9/16
 - Originally a second-round selection (46th overall) by Buffalo in the 2013 NFL Draft

2016 - Fourth in the AFC with 91 total tackles through Week 12 ... Led the team with 12 tackles (four solo), one interception and one fumble recovery in the 31-24 win vs. **San Francisco (11/27)** ... Became the first Dolphins linebacker since at least 1993 to recover a fumble and intercept a pass in the same game ... Recovered a TE Garrett Celek fumble that was forced by CB Byron Maxwell in

the second quarter ... Intercepted a QB Colin Kaepernick pass intended for WR Torrey Smith and returned the ball 10 yards in the third quarter ... Tackled QB Colin Kaepernick with DT Ndamukong Suh at Miami's 2-yard line to end the game ... Led the team with eight tackles (six solo), one forced fumble and one fumble recovery in the 14-10 win at **Los Angeles (11/20)** ... Forced a fumble by TE Lance Kendricks and recovered the ball in the third quarter ... Registered four solo tackles and one interception in the 31-24 victory at **San Diego (11/13)** ... Intercepted QB Philip Rivers with 1:01 remaining in the fourth quarter and returned it 60 yards for a touchdown, sealing Miami's 31-24 win ... This was his first career touchdown and first interception of the season ... Recorded five solo tackles and two passes defended vs. **N.Y. Jets (11/6)** ... Broke up a QB Ryan Fitzpatrick pass intended for WR Quincy Enunwa in the first quarter ... Also defended a QB Ryan Fitzpatrick pass intended for RB Matt Forte in the fourth quarter on third-and-1, forcing the Jets to punt ... Led the team with six tackles (five solo) in the 28-25 victory vs. **Buffalo (10/23)** ... Totaled five tackles (three solo) vs. **Pittsburgh (10/16)** ... Led the team with 12 tackles (eight solo) and one tackle for loss vs. **Tennessee (10/9)** ... Recorded eight tackles (five solo) and two tackles for loss at **Cincinnati (9/29)** ... Served as a game captain ... Recorded eight tackles (six solo) vs. **Cleveland (9/25)** ... Recorded 11 tackles (four solo) and one fumble recovery at **New England (9/18)** ... Made Dolphins debut at **Seattle (9/11)** ... Recorded 11 tackles (three solo) and one forced fumble ... Recovered a QB Russell Wilson fumble for two yards in the fourth quarter.

KIKO ALONSO'S NFL REGULAR SEASON STATISTICS

YEAR	TEAM	GP	GS	TACKLES					INTERCEPTIONS					FUMBLES		
				TOT	SOLO	ASST	SK	YDS	NO	YDS	LG	TD	PD	FF	FR	YDS
2013	Buffalo	16	16	159	87	72	2.0	17.0	4	38	32	0	4	1	2	0
2014	Buffalo	INJURED RESERVE														
2015	Philadelphia	11	1	43	30	13	0.0	0.0	1	0	0	0	1	0	0	0
2016	Miami	11	11	91	53	38	0.0	0.0	2	70	60t	1	4	1	4	2
NFL TOTALS		38	28	293	170	123	2.0	17.0	7	108	60t	1	9	2	6	2


2016 GAME-BY-GAME STATISTICS

DATE	OPPONENT	P/S	TCK	SOLO	AST	SK	YDS	INT	YDS	PD	FF	FR
9/11	at Seattle	1/1	11	3	8	0.0	0.0	0	0	0	0	1
9/18	at New England	1/1	11	4	7	0.0	0.0	0	0	0	0	1
9/25	CLEVELAND	1/1	8	6	2	0.0	0.0	0	0	0	0	0
9/29	at Cincinnati	1/1	8	5	3	0.0	0.0	0	0	0	0	0
10/9	TENNESSEE	1/1	12	8	4	0.0	0.0	0	0	0	0	0
10/16	PITTSBURGH	1/1	5	3	2	0.0	0.0	0	0	0	0	0
10/23	BUFFALO	1/1	6	5	1	0.0	0.0	0	0	0	0	0
11/6	N.Y. JETS	1/1	5	5	0	0.0	0.0	0	0	2	0	0
11/13	at San Diego	1/1	4	4	0	0.0	0.0	1	60	1	0	0
11/20	at Los Angeles	1/1	8	6	2	0.0	0.0	0	0	0	1	1
11/27	SAN FRANCISCO	1/1	12	4	8	0.0	0.0	1	10	1	0	1
2016 TOTALS		11/11	91	53	38	0.0	0.0	2	70	4	1	4

SINGLE-GAME HIGHS

	CAREER HIGHS	SEASON HIGHS
Tackles:	22 vs. Cincinnati (10/13/13)	12 twice, last: vs. San Francisco (11/27/16)
Sacks:	1 twice, last: vs. Kansas City (11/3/13)	–
Interceptions:	2 vs. Baltimore (9/29/13)	1 twice, last: vs. San Francisco (11/27/16)
Passes Defended:	2 twice, last: vs. N.Y. Jets (11/6/16)	2 vs. N.Y. Jets (11/6/16)
Forced Fumbles:	1 twice, last: at Los Angeles (11/20/16)	1 at Los Angeles (11/20/16)
Fumble Recoveries:	1 six times, last: vs. San Francisco (11/27/16)	1 four times, last: vs. San Francisco (11/27/16)





50 // DE

**ANDRE
BRANCH**

HT: 6-5 // WT: 263 // BORN: 7/14/89
 COLLEGE: CLEMSON '12 // ACQUIRED: UFA, 2016
 NFL: FIFTH SEASON // DOLPHINS: FIRST SEASON

KEY TRANSACTIONS

- Signed by the Dolphins as an unrestricted free agent from Jacksonville on 3/16/16
- Originally a second-round selection (38th overall) by Jacksonville in the 2012 NFL Draft

2016 - Recorded five tackles (four solo), one sack, two tackles for loss and one quarterback hit in the 31-24 victory vs. **San Francisco (11/27)** ... Sacked QB Colin Kaepernick for a loss of 5 yards in the fourth quarter ... Made three assisted tackles at **Los Angeles (11/20)** ... Registered four tackles (three solo) and 0.5 sacks in the 34-21 win at **San Diego (11/13)** ... Split a sack with DT Ndamukong Suh for a loss of 6 yards in the fourth quarter ... Totaled three solo tackles and one quarterback hit vs. **N.Y. Jets (11/6)** ... Recorded two assisted tackles, a half sack and one quarterback hit vs. **Buffalo (10/23)** ... Split a sack of QB Tyrod Taylor with DE Cameron Wake for a loss of 6 yards in the fourth quarter... Served as a game captain ... Made first start for the Dolphins in the 30-15 win vs. **Pittsburgh (10/16)** ... Registered four tackles (three solo) and 1.5 sacks ... Sacked QB Ben Roethlisberger for an 11-yard loss in the first quarter ... Split a sack with DE Cameron Wake in the first quarter for a loss of 9 yards ... Marked his third career game with multiple sacks ... Recorded two tackles (one solo) vs. **Tennessee (10/9)** ... Tallied three tackles (two solo) and one forced fumble at **Cincinnati (9/29)** ... Forced a QB Andy Dalton fumble in the fourth quarter on third-and-1, resulting in a Bengals punt on the next play ... Registered one solo tackle, one sack, one tackle for loss and one QBH vs. **Cleveland (9/25)** ... Sacked QB Cody Kessler for a loss of 3 yards on third down in the third quarter ... Recorded one assisted tackle at **New England (9/18)** ... Played in his Dolphins debut at **Seattle (9/11)** ... Recorded four assisted tackles.

ANDRE BRANCH'S NFL REGULAR SEASON STATISTICS																
YEAR	TEAM	GP	GS	TACKLES					INTERCEPTIONS					FUMBLES		
				TOT	SOLO	ASST	SK	YDS	NO	YDS	LG	TD	PD	FF	FR	YDS
2012	Jacksonville	13	3	11	9	2	1.0	7.0	0	0	0	0	1	1	1	0
2013	Jacksonville	16	0	37	30	7	6.0	53.0	0	0	0	0	3	0	0	0
2014	Jacksonville	9	0	18	12	6	3.0	26.0	0	0	0	0	3	2	1	0
2015	Jacksonville	13	9	24	18	6	4.0	36.0	0	0	0	0	4	2	1	49
2016	Miami	11	6	31	16	15	4.5	29.5	0	0	0	0	0	1	0	0
NFL TOTALS		62	18	121	85	36	18.5	151.5	0	0	-	0	11	6	3	0

2016 GAME-BY-GAME STATISTICS

DATE	OPPONENT	P/S	TCK	SOLO	AST	SK	YDS	INT	YDS	PD	FF	FR
9/11	at Seattle	1/0	4	0	4	0.0	0.0	0	0	0	0	0
9/18	at New England	1/0	1	0	1	0.0	0.0	0	0	0	0	0
9/25	CLEVELAND	1/0	1	1	0	1.0	3.0	0	0	0	0	0
9/29	at Cincinnati	1/0	3	2	1	0.0	0.0	0	0	0	1	0
10/9	TENNESSEE	1/0	2	1	1	0.0	0.0	0	0	0	0	0
10/16	PITTSBURGH	1/1	4	3	1	1.5	15.5	0	0	0	0	0
10/23	BUFFALO	1/1	2	0	2	0.5	3.0	0	0	0	0	0
11/6	N.Y. JETS	1/1	3	3	0	0.0	0.0	0	0	0	0	0
11/13	at San Diego	1/1	4	3	1	0.5	3.0	0	0	0	0	0
11/20	at Los Angeles	1/1	3	0	3	0.0	0.0	0	0	0	0	0
11/27	SAN FRANCISCO	1/1	5	4	1	1.0	5.0	0	0	0	0	0
2016 TOTALS		11/6	31	16	15	4.5	29.5	0	0	0	1	0

SINGLE-GAME HIGHS

CAREER HIGHS

Tackles: 5 twice, last: vs. San Francisco (11/27/16)

Sacks: 2 twice, last: vs. Ind. (12/13/15)

Interceptions: -

Passes Defensed: 2 vs. Atlanta (12/20/15)

Forced Fumbles: 2 at Philadelphia (9/7/14)

Fumble Recoveries: 1 three times, last: vs. Ind. (12/13/15)

SEASON HIGHS

Tackles: 5 vs. San Francisco (11/27/16)


Sacks: 1.5 vs. Pittsburgh (10/16/16)

Interceptions: -

Passes Defensed: -

Forced Fumbles: 1 at Cincinnati (9/29/16)

Fumble Recoveries: -



64 // C

JAKE
BRENDL

HT: 6-4 // WT: 305 // BORN: 9/10/92
COLLEGE: UCLA '16 // ACQUIRED: FA, 2016
NFL: ROOKIE SEASON // DOLPHINS: ROOKIE SEASON

KEY TRANSACTIONS

- Signed to the Dolphins practice squad on 10/11/16
- Originally signed with Dallas as an undrafted college free agent on 5/6/16

2016 - Played one snap vs. **San Francisco (11/27)** ... Did not play at **Los Angeles (11/20)** ... Activated from the Dolphins' practice squad on 11/19.

JAKE BRENDL'S NFL REGULAR SEASON STATISTICS

GAMES/STARTS: 2016: 1/0

NFL TOTALS: 1/0



74 // G/T

JERMON
BUSHROD

HT: 6-5 // WT: 320 // BORN: 8/19/84
COLLEGE: TOWSON '07 // ACQUIRED: FA, 2016
NFL: 10TH SEASON // DOLPHINS: FIRST SEASON

KEY TRANSACTIONS

- Signed by the Dolphins on 3/11/16
- Originally a fourth-round selection (125th overall) by New Orleans in the 2007 NFL Draft

(70.6 pct.) passes for 172 yards and two touchdowns ... Started in the 31-24 win at **San Diego (11/13)** ... QB Ryan Tannehill completed 17-of-24 throws (70.1 pct.) for 240 yards and two touchdowns ... Tannehill posted a season high 130.6 QB rating ... Also blocked for a run game that amassed 106 yards (4.2 avg.) and one touchdown on 25 attempts ... Started in the 27-23 victory vs. **N.Y. Jets (11/6)** ... Protected QB Ryan Tannehill who completed 17-of-28 passes (60.7 pct.) for 149 yards and one touchdown ... Also blocked for RB Jay Ajayi who carried the ball 24 times for 111 yards (4.6 avg.) and one touchdown ... This was the third consecutive game Ajayi topped the 100-yard rushing mark ... Started in the 28-25 win vs. **Buffalo (10/23)** ... Protected QB Ryan Tannehill who completed 15-of-25 passes (60 pct.) for 204 yards and one touchdown ... Tannehill also posted a 99.4 QB rating on the day ... Blocked for RB Jay Ajayi who rushed for a career-high 214 yards, the third most in a single game in franchise history ... Started in the 30-15 victory vs. **Pittsburgh (10/16)** ... Protected QB Ryan Tannehill who completed 24-of-32 throws (75.0 pct.), earning a 97.4 QB rating ... Part of an o-line that did not allow a sack on the day ... Also blocked for RB Jay Ajayi who rushed for 204 yards, the fourth-most in a single game in team history ... Started vs. **Tennessee (10/9)** ... Helped QB Ryan Tannehill complete 12-of-18 passes (66.7 pct.) for 191 yards ... Blocked for RB Jay Ajayi who rushed for a career-high 13 attempts and 42 yards ... Started at right guard at **Cincinnati (9/29)**, earning his 100th career start ... Protected QB Ryan Tannehill, who completed 15-of-25 passes (60 pct.) for 189 yards and one touchdown ... Started vs. **Cleveland (9/25)** ... Protected QB Ryan Tannehill who completed 25-of-39 passes (64.1 pct.) for 319 yards and three touchdowns ... Also blocked for a Dolphins run game that rushed for 115 yards and one touchdown on 25 attempts (4.6 avg.) ... Started at **New England (9/18)** ... Protected QB Ryan Tannehill, who completed 32-of-45 passes for 389 yards and two touchdowns ... O-line did not allow a sack in the game... Also blocked for the Dolphins run game, which totaled 16 attempts for 70 yards (4.4 avg.) and one touchdown ... Made first career start at right guard at **Seattle (9/11)** ... Protected QB Ryan Tannehill who completed 16-of-29 passes for 186 yards.

JERMON BUSHROD'S NFL REGULAR SEASON STATISTICS

GAMES/STARTS: (New Orleans) 2007: 1/0, 2008: 2/0, 2009: 15/14, 2010: 16/16, 2011: 16/16, 2012: 16/16, (Chicago) 2013: 16/16, 2014: 14/14, 2015: 12/4, (Miami) 2016: 11/11 **NFL TOTALS: 119/107**



56 // LB

DONALD BUTLER

HT: 6-1 // WT: 242 // BORN: 10/17/88
 COLLEGE: WASHINGTON '10 // ACQUIRED: FA, 2016
 NFL: SIXTH SEASON // DOLPHINS: FIRST SEASON

KEY TRANSACTIONS

- Signed with the Dolphins as a free agent on 9/13/16
- Originally a third-round selection (79th overall) by San Diego in the 2010 NFL Draft

2016 - Tallied four assisted tackles vs. **San Francisco (11/27)** ... Played, but did not record any statistics Weeks 6, 10-11 ... Served as a game captain at **San Diego (11/13)** ... Made one solo tackle vs. **N.Y. Jets (11/6)** ... Recorded three solo tackles vs. **Buffalo (10/23)** ... Recorded six tackles (four solo) vs. **Tennessee (10/9)** ... Registered three tackles (two solo) and two tackles for loss

in his first Dolphins start at **Cincinnati (9/29)** ... Made his Dolphins debut and recorded one assisted tackle vs. **Cleveland (9/25)** ... Inactive at **New England (9/18)** ... Signed with the Dolphins on Sept. 13, 2016.

DONALD BUTLER'S NFL REGULAR SEASON STATISTICS

YEAR	TEAM	GP	GS	TACKLES					INTERCEPTIONS					FUMBLES		
				TOT	SOLO	ASST	SK	YDS	NO	YDS	LG	TD	PD	FF	FR	YDS
2011	San Diego	16	16	95	77	18	2.0	17.0	1	2	2	0	2	2	1	37
2012	San Diego	12	12	78	50	28	3.0	12.0	1	21	21t	1	4	2	0	0
2013	San Diego	13	12	84	71	13	0.5	5.5	1	30	30	0	4	0	1	0
2014	San Diego	14	13	73	45	28	1.0	6.0	0	0	0	0	2	0	3	0
2015	San Diego	16	9	40	24	16	0.5	3.0	0	0	0	0	0	1	1	1
2016	Miami	9	4	18	10	8	0.0	0.0	0	0	0	0	0	0	0	0
NFL TOTALS		80	66	388	277	111	7.0	43.5	3	53	30	1	12	5	6	38

2016 GAME-BY-GAME STATISTICS

DATE	OPPONENT	P/S	TCK	SOLO	AST	SK	YDS	INT	YDS	PD	FF	FR
9/11	at Seattle											
9/18	at New England											
9/25	CLEVELAND	1/0	1	0	1	0.0	0.0	0	0	0	0	0
9/29	at Cincinnati	1/1	3	2	1	0.0	0.0	0	0	0	0	0
10/9	TENNESSEE	1/1	6	4	2	0.0	0.0	0	0	0	0	0
10/16	PITTSBURGH	1/0	0	0	0	0.0	0.0	0	0	0	0	0
10/23	BUFFALO	1/0	3	3	0	0.0	0.0	0	0	0	0	0
11/6	N.Y. JETS	1/0	1	1	0	0.0	0.0	0	0	0	0	0
11/13	at San Diego	1/1	0	0	0	0.0	0.0	0	0	0	0	0
11/20	at Los Angeles	1/1	0	0	0	0.0	0.0	0	0	0	0	0
11/27	SAN FRANCISCO	1/0	4	0	4	0.0	0.0	0	0	0	0	0
2016 TOTALS		9/4	18	10	8	0.0	0.0	0	0	0	0	0

SINGLE-GAME HIGHS

CAREER HIGHS

Tackles: 13 vs. Houston (9/9/13)
Sacks: 1 five times, last: vs. N.Y. Jets (10/5/14)
Interceptions: 1 three times, last: vs. N.Y. Giants (12/8/13)
Passes Defended: 2 vs. N.Y. Giants (12/8/13)
Forced Fumbles: 1 five times, last: at Cincinnati (9/20/15)
Fumble Recoveries: 1 six times, last: at Cincinnati (9/20/15)

SEASON HIGHS

Tackles: 6 vs. Tennessee (10/9/16)
Sacks: –
Interceptions: –
Passes Defended: –
Forced Fumbles: –
Fumble Recoveries: –



88 // WR

**LEONTE
CARROO**

HT: 6-1 // WT: 217 // BORN: 1/24/94
COLLEGE: RUTGERS '16 // ACQUIRED: D3B, 86
NFL: ROOKIE SEASON // DOLPHINS: ROOKIE SEASON

KEY TRANSACTIONS

- Originally a third-round selection (86th overall) of the Dolphins in the 2016 NFL Draft

vs. **Buffalo (10/23)** ... Played on special teams, but did not record any statistics vs. **Pittsburgh (10/16)** ... Played on special teams vs. **Tennessee (10/9)**, but did not record any statistics ... Made second career start at **Cincinnati (9/29)**, but did not record any statistics ... Played on special teams, but did not record any statistics vs. **Cleveland (9/25)** ... Played, but did not record any statistics at **New England (9/18)** ... Made NFL and Dolphins debut at **Seattle (9/11)** ... Recorded two receptions for 14 yards (7.0 avg.) ... Registered a 12-yard catch from QB Ryan Tannehill to convert a third down in the fourth quarter.

LEONTE CARROO'S NFL REGULAR SEASON STATISTICS

YEAR	TEAM	GP	GS	RECEIVING					RUSHING				
				NO	YDS	AVG	LG	TD	ATT	YDS	AVG	LG	TD
2016	Miami	11	2	3	29	9.7	15t	1	0	0	0.0	0	0
NFL TOTALS		11	2	3	29	9.7	15t	1	0	0	0.0	0	0

2016 GAME-BY-GAME STATISTICS

DATE	OPPONENT	P/S	RECEIVING					RUSHING					W/L	SCORE
			NO	YDS	AVG	LG	TD	ATT	YDS	AVG	LG	TD		
9/11	at Seattle	1/1	2	14	7.0	12	0	0	0	0.0	0	0	L	10-12
9/18	at New England	1/0	0	0	0.0	0	0	0	0	0.0	0	0	L	24-31
9/25	CLEVELAND	1/0	0	0	0.0	0	0	0	0	0.0	0	0	W	30-24 (OT)
9/29	at Cincinnati	1/1	0	0	0.0	0	0	0	0	0.0	0	0	L	7-22
10/9	TENNESSEE	1/0	0	0	0.0	0	0	0	0	0.0	0	0	L	17-30
10/16	PITTSBURGH	1/0	0	0	0.0	0	0	0	0	0.0	0	0	W	30-15
10/23	BUFFALO	1/0	0	0	0.0	0	0	0	0	0.0	0	0	W	28-25
11/6	N.Y. JETS	1/0	0	0	0.0	0	0	0	0	0.0	0	0	W	27-20
11/13	at San Diego	1/0	0	0	0.0	0	0	0	0	0.0	0	0	W	31-24
11/20	at Los Angeles	1/0	0	0	0.0	0	0	0	0	0.0	0	0	W	14-10
11/27	SAN FRANCISCO	1/0	1	15	15.0	15t	1	0	0	0.0	0	0	W	31-24
2016 TOTALS		11/2	3	29	9.7	15t	1	0	0	0.0	0	0		

SINGLE-GAME HIGHS

CAREER HIGHS
Receptions: 2 at Seattle (9/11/16)
Receiving Yards: 15 vs. San Francisco (11/27/16)
Longest Reception: 15t vs. San Francisco (11/27/16)
TD Receptions: 1 vs. San Francisco (11/27/16)

SEASON HIGHS
Receptions: 2 at Seattle (9/11/16)
Receiving Yards: 15 vs. San Francisco (11/27/16)
Longest Reception: 15t vs. San Francisco (11/27/16)
TD Receptions: 1 vs. San Francisco (11/27/16)





4 // P

MATT DARR

HT: 6-1 // WT: 214 // BORN: 7/2/92
 COLLEGE: TENNESSEE '15 // ACQUIRED: FA, 2015
 NFL: SECOND SEASON // DOLPHINS: SECOND SEASON

KEY TRANSACTIONS

- Originally signed by the Dolphins as an undrafted college free agent on 5/8/15

2016 - Ranks No. 6 in the NFL with 2,753 gross punting yards and No. 5 with 2,443 net yards ... Tied for 9th in the league with 19 punts inside the 20 ... Booted five punts for 209 yards (41.8 avg.) and a 37.4 net avg. in the 31-24 victory vs. **San Francisco (11/27)** ... Punted a 35 yarder to the San Francisco 19-yard line in the first quarter ... Punted a career-high 10 times for 453 yards (42.6 avg.) and a 42.6 net avg. in the 14-10 win at **Los Angeles (11/20)** ... Also

had two punts inside the Rams' 20-yard line ... Longest punt on the day was a 54 yarder in the first quarter ... Boomed a 39-yard punt that was downed by CB Bobby McCain at the Rams' 2-yard line in the first quarter ... Booted five punts for 258 yards (51.6 avg.) and a 42.6 net avg. in the 31-24 victory at **San Diego (11/13)** ... Longest punt on the day was for 59 yards in the fourth quarter, pinning San Diego at their own 22-yard line ... Punted three times for 120 yards (40.0 avg.) and a 36.7 net avg. vs. **N.Y. Jets (11/6)** ... Also landed two punts inside the Jets' 20-yard line ... Punted the ball five times for 175 yards (35.0 avg.) and a 25.0 net avg. vs. **Buffalo (10/23)** ... Punted twice for 77 yards (38.5 avg.) and a 38.5 net avg. vs. **Pittsburgh (10/16)** ... Booted a 34-yard punt to pin the Steelers at their own 3-yard line with 4:20 remaining in the fourth quarter ... Punted six times for 298 yards (49.7 avg.) and a 46.3 net avg. vs. **Tennessee (10/9)** ... Punted seven times for 344 yards (49.1 avg.) and a 43.0 net avg. at **Cincinnati (9/29)** ... Boomed a season-high 66-yard punt out of bounds in the first quarter to pin the Bengals at their own 10-yard line ... The 66-yard net punt was the third longest of his career and longest by the Dolphins since Brandon Fields on Dec. 22, 2013... His 344 gross punting yards were also a season high ... Punted six times for 293 yards (48.8 avg.) and a 48.8 net avg. vs. **Cleveland (9/25)** ... Also had season-high four punts inside the 20-yard line ... Posted four punts for 199 yards (49.8 avg.) and a 41.5 net average at **New England (9/18)** ... Longest punt on the day was for 56 yards ... Punted seven times for 327 yards (46.7 avg), one touchback and three punts inside the 20-yard line at **Seattle (9/11)** ... Registered a game-high 57-yard punt.

MATT DARR'S NFL REGULAR SEASON STATISTICS

YEAR	TEAM	GP	NO	YDS	AVG	RET	RET YDS.	NET	TB	IN20	LG	BK
2015	Miami	16	92	4,380	47.6	50	526	39.7	10	30	70	0
2016	Miami	11	60	2,753	45.9	26	230	40.7	4	19	66	0
NFL TOTALS		27	152	7,133	46.9	76	756	40.1	14	49	70	0

2016 GAME-BY-GAME STATISTICS

DATE	OPPONENT	P/S	NO	YDS	AVG	RET.	YDS.	NET	TB	IN20	LG	BK	W/L	SCORE
9/11	at Seattle	1/0	7	327	46.7	3	267	38.1	1	3	57	0	L	10-12
9/18	at New England	1/0	4	199	49.8	3	166	41.5	0	0	56	0	L	24-31
9/25	CLEVELAND	1/0	6	293	48.8	1	0	48.8	0	4	55	0	W	30-24 (OT)
9/29	at Cincinnati	1/0	7	344	49.1	3	23	43.0	1	3	66	0	L	7-22
10/9	TENNESSEE	1/0	6	298	49.7	4	20	46.3	0	2	57	0	L	17-30
10/16	PITTSBURGH	1/0	2	77	38.5	0	0	38.5	0	1	43	0	W	30-15
10/23	BUFFALO	1/0	5	175	35.0	1	30	25.0	1	0	45	0	W	28-25
11/6	N.Y. JETS	1/0	3	120	40.0	2	10	36.7	0	2	47	0	W	27-20
11/13	at San Diego	1/0	5	258	51.6	3	45	42.6	0	1	59	0	W	31-24
11/20	at Los Angeles	1/0	10	453	45.3	5	27	42.6	0	2	54	0	W	14-10
11/27	SAN FRANCISCO	1/0	5	209	41.8	1	2	37.4	1	1	53	0	W	31-24
2016 TOTALS		11/0	60	2,753	45.9	26	230	40.7	4	19	66	0		

SINGLE-GAME HIGHS

	CAREER HIGHS	SEASON HIGHS
Punts:	10 at Los Angeles (11/20/16)	10 at Los Angeles (11/20/16)
Gross Punting Yards:	453 at Los Angeles (11/20/16)	453 at Los Angeles (11/20/16)
Gross Punt Avg.:	58.2 at New England (10/29/15)	51.6 at San Diego (11/13/16)
Longest Punt:	70 at New England (10/29/15)	66 at Cincinnati (9/29/16)
Inside the 20:	5 vs. Dallas (11/22/15)	4 vs. Cleveland (9/25/16)



92 // LS

JOHN DENNEY

HT: 6-5 // WT: 242 // BORN: 12/13/78
COLLEGE: BRIGHAM YOUNG '05 // ACQUIRED: FA, 2005
NFL: 12TH SEASON // DOLPHINS: 12TH SEASON

KEY TRANSACTIONS

- Originally signed by the Dolphins as an undrafted college free agent on 4/29/05

2016 - Helped K Andrew Franks convert 1-of-1 FGs and 4-of-4 PATs in the 31-24 victory vs. **San Francisco (11/27)** ... Also snapped for P Matt Darr, who punted five times for 209 yards (41.8 avg.) and a 37.4 net avg. ... Helped P Matt Darr reach career highs in punts (10) and gross punting yards (453) in the 14-10 win at **Los Angeles (11/20)** ... Snapped for K Andrew Franks on 2-of-2 PATs ... Helped K Andrew Franks convert 1-of-1 FGs and 4-of-4 PATs at **San Diego (11/13)** ...

Snapped for P Matt Darr five times for 258 yards (51.6 avg.) and a 42.6 net avg. ... Appeared in his 184th career game, moving past former Dolphins WR Nat Moore into sole possession of fourth place on the team's all-time games played list vs. **N.Y. Jets (11/6)** ... Snapped the ball for K Andrew Franks on 2-of-2 FGs and 3-of-3 PATs ... Also snapped the ball three times to P Matt Darr for 120 yards (40.0 avg.) and a 36.7 net avg. ... Two of Darr's punts landed inside the Jets' 20-yard line ... Played in his 183rd career game vs. **Buffalo (10/23)** ... Snapped for K Andrew Franks on 2-of-2 FGs and 2-of-2 PATs ... Also snapped for P Matt Darr five times for 175 yards (25.0 avg.) and 25.0 net avg. ... Began serving as a season-long captain ... Helped K Andrew Franks convert 3-of-5 FGs and 3-of-3 PATs vs. **Pittsburgh (10/16)** ... Also snapped two punts for 77 yards (38.5 avg.) and a 38.5 net avg. ... Snapped for K Andrew Franks on a 29-yard FGM and two PATs vs. **Tennessee (10/9)** ... Also snapped on six punts for P Matt Darr for 298 yards (49.7 avg.) and a 46.3 net avg ... Extended his consecutive games played streak to 180 at **Cincinnati (9/29)** ... Helped P Matt Darr punt seven times for 344 yards (49.1 avg.) and a 43.0 net avg ... Snapped on one FGM and three PATs for K Andrew Franks vs. **Cleveland (9/25)** ... Also helped P Matt Darr punt four times inside the 20-yard line ... Saw action in his 178th-consecutive game at **New England (9/18)** ... Snapped on one FGM and three PATs for K Andrew Franks ... Played in his 177th-consecutive game for the Dolphins at **Seattle (9/11)** ... Helped P Matt Darr produce a game-high 57-yard punt.

JOHN DENNEY'S NFL REGULAR SEASON STATISTICS

GAMES/STARTS: 2005: 16/0, 2006: 16/0, 2007: 16/0, 2008: 16/0, 2009: 16/0, 2010: 16/0, 2011: 16/0, 2012: 16/0, 2013: 16/0, 2014: 16/0, 2015: 16/0, 2016: 11/0 **NFL TOTALS: 187/0**



32 // RB

**KENYAN
DRAKE**

HT: 6-1 // WT: 216 // BORN: 1/26/94
 COLLEGE: ALABAMA '16 // ACQUIRED: D3A,73
 NFL: ROOKIE SEASON // DOLPHINS: ROOKIE SEASON

KEY TRANSACTIONS

- Originally a third-round selection (73rd overall) of the Dolphins in the 2016 NFL Draft

2016 - Rushed once for 9 yards vs. **San Francisco (11/27)** ... Returned two kickoffs for 99 yards (49.5 avg.) ... Also made one assisted special teams tackle ... Longest kickoff return was for 78 yards, placing Miami at the San Francisco 24-yard line ... Carried the ball once for 2 yards at **Los Angeles (11/20)** ... Also returned one kickoff 18 yards ... Rushed one time for 9 yards at **San Diego (11/13)** ... Caught one pass for 6 yards vs. **N.Y. Jets (11/6)** ... Also returned

two kickoffs for 123 yards (61.5 avg.) and one touchdown ... Returned a kickoff 96 yards for a touchdown with 5:15 remaining in the fourth quarter, sealing Miami's 27-23 victory ... His 96-yard kickoff return for a touchdown was tied for the sixth-longest return in franchise history ... Played, but did not record any statistics Weeks 6-7 ... Rushed twice for 4 yards (2.0 avg.) vs. **Tennessee (10/9)** ... Also caught two passes for 16 yards (8.0 avg.) ... Carried the ball twice for 15 yards (7.5 avg.) at **Cincinnati (9/29)** ... Made first career start vs. **Cleveland (9/25)** ... Returned one kickoff for 17 yards ... Also recorded one special teams tackle and one miscellaneous tackle ... Led the team with nine rushes for 37 yards (4.1 avg.) ... Also caught two passes for 11 yards (5.5 avg.) ... Rushed twice for 12 yards (6.0 avg.) and his first career touchdown at **New England (9/18)** ... Added two receptions for 6 yards (3.0 avg.) ... Returned one kickoff 15 yards ... Made NFL and Dolphins debut at **Seattle (9/11)**.

KENYAN DRAKE'S NFL REGULAR SEASON STATISTICS													
YEAR	TEAM	GP	GS	RUSHING					RECEIVING				
				ATT	YDS	AVG	LG	TD	NO	YDS	AVG	LG	TD
2016	Miami	11	1	18	88	4.9	12	1	7	39	5.6	9	0
NFL TOTALS		11	1	18	88	4.9	12	1	7	39	5.6	9	0

KENYAN DRAKE'S NFL RETURN STATS														
YEAR	TEAM	GP	GS	KICKOFF					PUNT					
				RET.	YDS	AVG	LG	TD	NO.	FC	YDS.	AVG.	LG	TD
2016	Miami	11	1	7	272	38.9	96t	1	0	0	0	0.0	0	0
NFL TOTALS		11	1	7	272	38.9	96t	1	0	0	0	0.0	0	0

2016 GAME-BY-GAME STATISTICS														
DATE	OPPONENT	P/S	RUSHING					RECEIVING					W/L	SCORE
			ATT	YDS	AVG	LG	TD	NO	YDS	AVG	LG	TD		
9/11	at Seattle	1/0	0	0	0.0	0	0	0	0	0.0	0	0	L	10-12
9/18	at New England	1/0	2	12	6.0	7t	1	2	6	3.0	4	0	L	24-31
9/25	CLEVELAND	1/1	9	37	4.1	11	0	2	11	5.5	7	0	W	30-24 (OT)
9/29	at Cincinnati	1/0	2	15	7.5	12	0	0	0	0.0	0	0	L	7-22
10/9	TENNESSEE	1/0	2	4	2.0	6	0	2	16	8.0	9	0	L	17-30
10/16	PITTSBURGH	1/0	0	0	0.0	0	0	0	0	0.0	0	0	W	30-15
10/23	BUFFALO	1/0	0	0	0.0	0	0	0	0	0.0	0	0	W	28-25
11/6	N.Y. JETS	1/0	0	0	0.0	0	0	1	6	6.0	6	0	W	27-23
11/13	at San Diego	1/0	1	9	9.0	9	0	0	0	0.0	0	0	W	31-24
11/20	at Los Angeles	1/0	1	2	2.0	2	0	0	0	0.0	0	0	W	14-10
11/27	SAN FRANCISCO	1/0	1	9	9.0	9	0	0	0	0.0	0	0	W	31-24
2016 TOTALS		11/1	18	88	4.9	12	1	7	39	5.6	9	0		

SINGLE-GAME HIGHS

CAREER HIGHS

Rushes: 9 vs. Cleveland (9/25/16)
Rushing Yards: 37 vs. Cleveland (9/25/16)
Longest Run: 12 at Cincinnati (9/29/16)
TD Runs: 1 at New England (9/18/16)
Receptions: 2 three times, last: vs. Tennessee (10/9/16)


Receiving Yards: 11 vs. Cleveland (9/25/16)
Longest Reception: 7 vs. Cleveland (9/25/16)
TD Receptions: 1 at New England (9/18/16)

SEASON HIGHS

Rushes: 9 vs. Cleveland (9/25/16)
Rushing Yards: 37 vs. Cleveland (9/25/16)
Longest Run: 12 at Cincinnati (9/29/16)
TD Runs: 1 at New England (9/18/16)
Receptions: 2 three times, last: vs. Tennessee (10/9/16)

Receiving Yards: 11 vs. Cleveland (9/25/16)
Longest Reception: 7 vs. Cleveland (9/25/16)
TD Receptions: 1 at New England (9/18/16)





83 // TE

**THOMAS
DUARTE**

HT: 6-2 // WT: 241 // BORN: 3/30/95
 COLLEGE: UCLA '16 // ACQUIRED: D7B, 2016
 NFL: ROOKIE SEASON // DOLPHINS: ROOKIE SEASON

KEY TRANSACTIONS

- Originally a seventh-round selection (231st overall) of the Dolphins in the 2016 NFL Draft

2016 - Inactive Weeks 10-12 ... Made NFL debut, but did not record any statistics vs. **N.Y. Jets (11/6)** ... Activated to the 53-man roster on 11/5 .. On the Dolphins' practice squad Weeks 1-8.

THOMAS DUARTE'S NFL REGULAR SEASON STATISTICS

YEAR	TEAM	GP	GS	RECEIVING					RUSHING				
				NO	YDS	AVG	LG	TD	ATT	YDS	AVG	LG	TD
2016	Miami	1	0	0	0	0.0	0	0	0	0	0.0	0	0
NFL TOTALS		1	0	0	0	0.0	0	0	0	0	0.0	0	0

2016 GAME-BY-GAME STATISTICS

DATE	OPPONENT	P/S	RECEIVING					RUSHING					W/L	SCORE	
			NO	YDS	AVG	LG	TD	ATT	YDS	AVG	LG	TD			
9/11	at Seattle		PRACTICE SQUAD												
9/18	at New England		PRACTICE SQUAD												
9/25	CLEVELAND		PRACTICE SQUAD												
9/29	at Cincinnati		PRACTICE SQUAD												
10/9	TENNESSEE		PRACTICE SQUAD												
10/16	PITTSBURGH		PRACTICE SQUAD												
10/23	BUFFALO		PRACTICE SQUAD												
11/6	N.Y. JETS	1/0	0	0	0.0	0	0	0	0	0.0	0	0	W	27-23	
11/13	at San Diego		INACTIVE												
11/20	at Los Angeles		INACTIVE												
11/27	SAN FRANCISCO		INACTIVE												
2016 TOTALS		1/0	0	0	0.0	0	0	0	0	0.0	0	0			


SINGLE-GAME HIGHS

CAREER HIGHS

Receptions: -
 Receiving Yards: -
 Longest Reception: -
 TD Receptions: -

SEASON HIGHS

Receptions: -
 Receiving Yards: -
 Longest Reception: -
 TD Receptions: -



78 // DE
TERRENCE FEDE

HT: 6-4 // WT: 267 // BORN: 11/19/91
COLLEGE: MARIST '14 // ACQUIRED: D7, 2014
NFL: THIRD SEASON // DOLPHINS: THIRD SEASON

KEY TRANSACTIONS

- Originally a seventh-round selection (234th overall) by the Dolphins in the 2014 NFL Draft

2016 - Recorded season-high three tackles (one solo) vs. **San Francisco (11/27)** ... Played, but did not record any statistics at **Los Angeles (11/20)** ... Inactive Weeks 1, 3 and 6-10 ... Recorded two tackles (one solo) vs. **Tennessee (10/9)** ... Played at **Cincinnati (9/29)**, but did not record any statistics ... Recorded two tackles (one solo) at **New England (9/18)**.

TERRENCE FEDE'S NFL REGULAR SEASON STATISTICS

YEAR	TEAM	GP	GS	TACKLES					INTERCEPTIONS					FUMBLES			
				TOT	SOLO	ASST	SK	YDS	NO	YDS	LG	TD	PD	FF	FR	YDS	
2014	Miami	11	0	10	8	2	1.0	5.0	0	0	0	0	0	0	0	0	0
2015	Miami	15	0	16	9	7	0.0	0.0	0	0	0	0	0	0	0	0	0
2016	Miami	5	0	7	3	4	0.0	0.0	0	0	0	0	0	0	0	0	0
NFL TOTALS		31	0	33	20	13	1.0	5.0	0	0	-	0	0	0	0	0	0

2016 GAME-BY-GAME STATISTICS

DATE	OPPONENT	P/S	TCK	SOLO	AST	SK	YDS	INT	YDS	PD	FF	FR
9/11	at Seattle						INACTIVE					
9/18	at New England	1/0	2	1	1	0.0	0.0	0	0	0	0	0
9/25	CLEVELAND						INACTIVE					
9/29	at Cincinnati	1/0	0	0	0	0.0	0.0	0	0	0	0	0
10/9	TENNESSEE	1/0	2	1	1	0.0	0.0	0	0	0	0	0
10/16	PITTSBURGH						INACTIVE					
10/23	BUFFALO						INACTIVE					
11/6	N.Y. JETS						INACTIVE					
11/13	at San Diego						INACTIVE					
11/20	at Los Angeles	1/0	0	0	0	0.0	0.0	0	0	0	0	0
11/27	SAN FRANCISCO	1/0	3	1	2	0.0	0.0	0	0	0	0	0
2016 TOTALS		5/0	7	3	4	0.0	0.0	0	0	0	0	0

SINGLE-GAME HIGHS

CAREER HIGHS

Tackles: 6 at Washington (9/13/15)
Sacks: 1 at Jacksonville (10/26/14)
Interceptions: -
Passes Defensed: -
Forced Fumbles: -
Fumble Recoveries: -

SEASON HIGHS

Tackles: 3 vs. San Francisco (11/27/16)
Sacks: -
Interceptions: -
Passes Defensed: -
Forced Fumbles: -
Fumble Recoveries: -





3 // K

ANDREW FRANKS

HT: 6-1 // WT: 202 // BORN: 1/11/93
COLLEGE: RENSSELAER POLYTECHNIC INSTITUTE // ACQUIRED: FA, 2015
NFL: SECOND SEASON // DOLPHINS: SECOND SEASON

- ### KEY TRANSACTIONS

 - Originally signed by the Dolphins as an undrafted college free agent on 5/8/15

the day was for 33 yards in the third quarter, extending Miami's lead 17-13 ... Converted 2-of-2 FGs and 2-of-2 PATs in the 28-25 victory vs. **Buffalo (10/23)** ... Drilled a 36-yard field goal in the first quarter to give the Dolphins a 3-0 lead ... Extended career-long to 15 consecutive PATs made in a single season ... Kicked 3-of-5 FGs (career high) and 3-of-3 PATs vs. **Pittsburgh (10/16)** ... His 12 points on the day were a career high ... His 30-yard field goal with 5:33 left in the second quarter gave Miami a 9-8 lead ... Converted 1-of-1 FGs and 2-of-2 PATs vs. **Tennessee (10/9)** ... Made 1-of-1 PATs at **Cincinnati (9/29)** ... Also kicked off twice and recorded one touchback ... Kicked 1-of-1 FGs and 3-of-3 PATs vs. **Cleveland (9/25)** ... Converted 1-of-1 FGs and 3-of-3 PATs at **New England (9/18)** ... Connected on a 27-yard FG in the second quarter to give the Dolphins their first points of the day ... Was 1-of-2 on FGs and 1-of-1 on PATs to score four points at **Seattle (9/11)** ... Kicked a game-high 41-yard FG in the second quarter.

ANDREW FRANKS' NFL REGULAR SEASON STATISTICS											
YEAR	TEAM	GP	FGM	FGA	PCT.	LG	XP	XPA	PCT.	BLK	PTS
2015	Miami	16	13	16	81.3	53	33	36	91.7	0	72
2016	Miami	11	13	16	81.3	41	28	28	100.0	1	67
NFL TOTALS		27	26	32	81.3	53	61	64	95.3	1	139

2016 GAME-BY-GAME STATISTICS

DATE	OPPONENT	P/S	FGM	FGA	PCT.	LG	XP	XPA	PCT.	BLK	PTS	W/L	SCORE
9/11	at Seattle	1/0	1	2	50.0	41	1	1	100.0	0	4	L	10-12
9/18	at New England	1/0	1	1	100.0	27	3	3	100.0	0	6	L	24-31
9/25	CLEVELAND	1/0	1	1	100.0	37	3	3	100.0	0	6	W	30-24 (OT)
9/29	at Cincinnati	1/0	0	0	0.0	0	1	1	100.0	0	1	L	7-22
10/9	TENNESSEE	1/0	1	1	100.0	24	2	2	100.0	0	5	L	17-30
10/16	PITTSBURGH	1/0	3	5	60.0	30	3	3	100.0	1	12	W	30-15
10/23	BUFFALO	1/0	2	2	100.0	36	2	2	100.0	0	8	W	28-25
11/6	N.Y. JETS	1/0	2	2	100.0	33	3	3	100.0	0	9	W	27-23
11/13	at San Diego	1/0	1	1	100.0	27	4	4	100.0	0	7	W	31-24
11/20	at Los Angeles	1/0	0	0	0.0	0	2	2	100.0	0	2	W	14-10
11/27	SAN FRANCISCO	1/0	1	1	100.0	26	4	4	100.0	0	7	W	31-24
2016 TOTALS		11/0	13	16	81.3	41	28	28	100.0	1	67		

SINGLE-GAME HIGHS

CAREER HIGHS			SEASON HIGHS		
Most Points Scored:	12	vs. Pittsburgh (10/16/16)	Most Points Scored:	12	vs. Pittsburgh (10/16/16)
PATs Attempted:	6	vs. Houston (10/25/15)	PATs Attempted:	4	vs. San Francisco (11/27/16)
PATs Made:	5	twice, last: vs. Houston (10/25/15)	PATs Made:	4	twice, last: at San Francisco (11/27/16)
Consecutive PATs Made:	36	(12/6/15 - 11/27/16)	Consecutive PATs Made:	28	(9/11/16 - 11/27/16)
FGs Attempted:	5	vs. Pittsburgh (10/16/16)	FGs Attempted:	5	vs. Pittsburgh (10/16/16)
FGs Made:	3	vs. Pittsburgh (10/16/16)	FGs Made:	3	vs. Pittsburgh (10/16/16)
Longest FG Attempt:	63	at New England (10/29/15)	Longest FG Attempt:	41	at Seattle (9/11/16)
Longest FG Made:	53	vs. Houston (10/25/15)	Longest FG Made:	41	at Seattle (9/11/16)



19 // WR

JAKEEM GRANT

HT: 5-7 // WT: 172 // BORN: 10/30/92
 COLLEGE: TEXAS TECH '16 // ACQUIRED: D6A
 NFL: ROOKIE SEASON // DOLPHINS: ROOKIE SEASON

KEY TRANSACTIONS

- Originally a sixth-round draft selection (186th overall) of the Dolphins in the 2016 NFL Draft

Returned one punt for 15 yards vs. **Pittsburgh (10/16)** ... Returned one punt 74 yards for his first career touchdown in the second quarter to tie the game vs. **Tennessee (10/9)** ... It was the seventh-longest punt return in team history and the third longest by a rookie ... Also returned two kickoffs for 47 yards (23.5 avg.) ... Longest kickoff return on the day was for 26 yards ... Returned one kickoff for 18 yards and three punts for 13 yards (4.3 avg.) at **Cincinnati (9/29)** ... His 11-yard punt return in the second quarter is a season high ... Returned one kickoff for 27 yards vs. **Cleveland (9/25)** ... Saw action on special teams, but did not record any statistics at **New England (9/18)** ... Made NFL and Dolphins debut at **Seattle (9/11)** ... Served as the primary kick and punt returner for Miami ... Returned three punts for 16 yards (5.3 avg.) ... Returned two kickoffs for 67 yards (33.5 avg.)

2016 - Ranks No. 6 in the AFC in punt return average (8.4 avg.) ... Returned one punt for -1 yards vs. **San Francisco (11/27)** ... Also returned two kickoffs 35 yards (17.5 avg.) ... Fair caught one punt return at **Los Angeles (11/20)** ... Returned three punts for 1 yard at **San Diego (11/13)** ... Also returned two kickoffs for 54 yards (27.0 avg.) ... Returned one punt 3 yards vs. **N.Y. Jets (11/6)** ... Also returned one kickoff 34 yards in the second quarter ... Returned three

JAKEEM GRANT'S NFL REGULAR SEASON STATISTICS

YEAR	TEAM	GP	GS	RECEIVING					RUSHING					
				NO	YDS	AVG	LG	TD	ATT	YDS	AVG	LG	TD	
2016	Miami	11	0	0	0	0.0	0	0	0	0	0	0.0	0	0
NFL TOTALS		11	0	0	0	0.0	0	0	0	0	0	0.0	0	0

JAKEEM GRANT'S NFL RETURN STATS

YEAR	TEAM	GP	GS	KICKOFF					PUNT					
				RET.	YDS	AVG	LG	TD	NO.	FC	YDS.	AVG.	LG	TD
2016	Miami	11	0	14	341	24.4	45	0	16	2	134	8.4	74t	1
NFL TOTALS		11	0	14	341	24.4	45	0	16	2	134	8.4	74t	1

2016 GAME-BY-GAME STATISTICS

DATE	OPPONENT	P/S	RECEIVING					RUSHING					W/L	SCORE	
			NO	YDS	AVG	LG	TD	ATT	YDS	AVG	LG	TD			
9/11	at Seattle	1/0	0	0	0.0	0	0	0	0	0	0.0	0	0	L	10-12
9/18	at New England	1/0	0	0	0.0	0	0	0	0	0	0.0	0	0	L	24-31
9/25	CLEVELAND	1/0	0	0	0.0	0	0	0	0	0	0.0	0	0	W	30-24 (OT)
9/29	at Cincinnati	1/0	0	0	0.0	0	0	0	0	0	0.0	0	0	L	7-22
10/9	TENNESSEE	1/0	0	0	0.0	0	0	0	0	0	0.0	0	0	L	17-30
10/16	PITTSBURGH	1/0	0	0	0.0	0	0	0	0	0	0.0	0	0	W	30-15
10/23	BUFFALO	1/0	0	0	0.0	0	0	0	0	0	0.0	0	0	W	28-25
11/6	N.Y. JETS	1/0	0	0	0.0	0	0	0	0	0	0.0	0	0	W	27-23
11/13	at San Diego	1/0	0	0	0.0	0	0	0	0	0	0.0	0	0	W	31-24
11/20	at Los Angeles	1/0	0	0	0.0	0	0	0	0	0	0.0	0	0	W	14-10
11/27	SAN FRANCISCO	1/0	0	0	0.0	0	0	0	0	0	0.0	0	0	W	31-24
2016 TOTALS		11/0	0	0	0.0	0	0	0	0	0	0.0	0	0		

SINGLE-GAME HIGHS

CAREER HIGHS

Receptions: -
 Receiving Yards: -
 Longest Reception: -
 TD Receptions: -
 Rushes: -
 Rushing Yards: -
 Longest Rush: -

SEASON HIGHS

Receptions: -
 Receiving Yards: -
 Longest Reception: -
 TD Reception: -
 Rushes: -
 Rushing Yards: -
 Longest Rush: -



48 // TE

MARQUEIS GRAY

HT: 6-4 // WT: 255 // BORN: 11/7/89
 COLLEGE: MINNESOTA '13 // ACQUIRED: FA, 2016
 NFL: FOURTH SEASON // DOLPHINS: FIRST SEASON

- KEY TRANSACTIONS**
- Signed by the Dolphins as a free agent on 3/31/16
 - Signed by San Francisco as a undrafted college free agent on 5/7/13

2016 - Caught two passes for 12 yards (6.0 avg.) in the 31-24 win vs. **San Francisco (11/27)** ... Recorded one catch for 5 yards at **Los Angeles (11/20)** ... Caught two passes for 18 yards (9.0 avg.) at **San Diego (11/13)** ... Registered two receptions for 10 yards (5.0 avg.) in the 27-23 win vs. **N.Y. Jets (11/6)** ... Started vs. **Buffalo (10/23)**, but did not record any statistics ... Started vs. **Pittsburgh (10/16)** ... Recorded three receptions for a career-high 81 yards (27.0 avg.) ... Caught a career-high 53-yard pass from QB Ryan Tannehill in the

second quarter ... Started vs. **Tennessee (10/9)**, but did not record any statistics ... Saw action at **Cincinnati (9/29)**, but did not record any statistics ... Played, but did not record any statistics vs. **Cleveland (9/25)** ... Provided a pancake block at the point of attack on RB Jay Ajayi's 11-yard game-winning touchdown run ... Recorded one assisted special teams tackle at **New England (9/18)** ... Appeared on special teams at **Seattle (9/11)** ... Recorded one assisted special teams tackle.

MarQUEIS GRAY'S NFL REGULAR SEASON STATISTICS													
YEAR	TEAM	GP	GS	RECEIVING					RUSHING				
				NO	YDS	AVG	LG	TD	ATT	YDS	AVG	LG	TD
2013	Cleveland	12	2	2	8	14.0	5	0	6	43	7.2	18	0
2014	Min./Buf.	13	5	9	134	14.9	41	0	0	0	0.0	0	0
2015	Buffalo	4	0	1	2	2.0	2	0	0	0	0.0	0	0
2016	Miami	11	5	10	126	12.6	53	0	0	0	0.0	0	0
NFL TOTALS		40	12	22	270	12.3	53	0	6	43	7.2	18	0

2016 GAME-BY-GAME STATISTICS

DATE	OPPONENT	P/S	RECEIVING					RUSHING					W/L	SCORE
			NO	YDS	AVG	LG	TD	ATT	YDS	AVG	LG	TD		
9/11	at Seattle	1/0	0	0	0.0	0	0	0	0	0.0	0	0	L	10-12
9/18	at New England	1/0	0	0	0.0	0	0	0	0	0.0	0	0	L	24-31
9/25	CLEVELAND	1/0	0	0	0.0	0	0	0	0	0.0	0	0	W	30-24 (OT)
9/29	at Cincinnati	1/0	0	0	0.0	0	0	0	0	0.0	0	0	L	7-22
10/9	TENNESSEE	1/1	0	0	0.0	0	0	0	0	0.0	0	0	L	17-30
10/16	PITTSBURGH	1/1	3	81	27.0	53	0	0	0	0.0	0	0	W	30-15
10/23	BUFFALO	1/1	0	0	0.0	0	0	0	0	0.0	0	0	W	28-25
11/6	N.Y. JETS	1/1	2	10	5.0	6	0	0	0	0.0	0	0	W	27-23
11/13	at San Diego	1/0	2	18	9.0	9	0	0	0	0.0	0	0	W	31-24
11/20	at Los Angeles	1/0	1	5	5.0	5	0	0	0	0.0	0	0	W	14-10
11/27	SAN FRANCISCO	1/1	2	12	6.0	7	0	0	0	0.0	0	0	W	31-24
2016 TOTALS		11/5	10	126	12.6	53	0	0	0	0.0	0	0		

SINGLE-GAME HIGHS

CAREER HIGHS

Receptions: 3 twice, last: vs. Pittsburgh (10/16/16)
Receiving Yards: 81 vs. Pittsburgh (10/16/16)
Longest Reception: 53 vs. Pittsburgh (10/16/16)
TD Receptions: -

SEASON HIGHS

Receptions: 3 vs. Pittsburgh (10/16/16)
Receiving Yards: 81 vs. Pittsburgh (10/16/16)
Longest Reception: 53 vs. Pittsburgh (10/16/16)
TD Receptions: -



71 // T

BRYCE
HARRIS

HT: 6-6 // WT: 300 // BORN: 1/16/89
COLLEGE: FRESNO STATE '12 // ACQUIRED: WAI, 2016 (JAX)
NFL: FIFTH SEASON // DOLPHINS: FIRST SEASON

KEY TRANSACTIONS

- Awarded from waivers by the Dolphins on 11/21/16
- Originally signed by Atlanta as an undrafted college free agent on 4/30/12

2016 - Did not play vs. **San Francisco (11/27)** ... Signed by the Dolphins on 11/21.

BRYCE HARRIS' NFL REGULAR SEASON STATISTICS

GAMES/STARTS: (New Orleans) 2012: 2/1, 2013: 16/1, 2014: 16/2 (Atlanta) 2015: 1/0

NFL TOTALS: 35/4





46 // LB

NEVILLE HEWITT

HT: 6-2 // WT: 232 // BORN: 4/6/93
 COLLEGE: MARSHALL '15 // ACQUIRED: FA, 2015
 NFL: SECOND SEASON // DOLPHINS: SECOND SEASON

KEY TRANSACTIONS

- Originally signed by the Dolphins as an undrafted college free agent on 5/8/15

vs. **Pittsburgh (10/16)** ... Started vs. **Tennessee (10/9)**, recording three assisted tackles ... Totaled four tackles (three solo) in start at **Cincinnati (9/29)** ... Registered six tackles (five solo) and one tackle for loss vs. **Cleveland (9/25)** ... Also made one special teams tackle ... Recorded one solo tackle at **New England (9/18)** ... Also made one special teams tackle ... Played at **Seattle (9/11)**, appearing on special teams.

NEVILLE HEWITT'S NFL REGULAR SEASON STATISTICS

YEAR	TEAM	GP	GS	TACKLES					INTERCEPTIONS					FUMBLES		
				TOT	SOLO	ASST	SK	YDS	NO	YDS	LG	TD	PD	FF	FR	YDS
2015	Miami	16	2	32	22	10	0.0	0.0	1	0	0	0	3	0	0	0
2016	Miami	11	4	33	21	12	0.0	0.0	0	0	0	0	0	0	0	0
NFL TOTALS		27	6	65	43	22	0.0	0.0	1	0	0	0	3	0	0	0

2016 GAME-BY-GAME STATISTICS

DATE	OPPONENT	P/S	TCK	SOLO	AST	SK	YDS	INT	YDS	PD	FF	FR
9/11	at Seattle	1/0	0	0	0	0.0	0.0	0	0	0	0	0
9/18	at New England	1/0	1	1	0	0.0	0.0	0	0	0	0	0
9/25	CLEVELAND	1/0	6	5	1	0.0	0.0	0	0	0	0	0
9/29	at Cincinnati	1/1	4	3	1	0.0	0.0	0	0	0	0	0
10/9	TENNESSEE	1/1	3	0	3	0.0	0.0	0	0	0	0	0
10/16	PITTSBURGH	1/0	3	1	2	0.0	0.0	0	0	0	0	0
10/23	BUFFALO	1/0	3	3	0	0.0	0.0	0	0	0	0	0
11/6	N.Y. JETS	1/0	0	0	0	0.0	0.0	0	0	0	0	0
11/13	at San Diego	1/1	4	2	2	0.0	0.0	0	0	0	0	0
11/20	at Los Angeles	1/1	4	4	0	0.0	0.0	0	0	0	0	0
11/27	SAN FRANCISCO	1/0	5	2	3	0.0	0.0	0	0	0	0	0
2016 TOTALS		11/4	33	21	12	0.0	0.0	0	0	0	0	0

SINGLE-GAME HIGHS

CAREER HIGHS

Tackles: 6 three times, last: vs. Cle. (9/25/16)

Sacks: -

Interceptions: 1 vs. Dallas (11/22/15)

Passes Defensed: 1 three times, last: vs. NE (1/3/16)

Forced Fumbles: -

Fumble Recoveries: -

SEASON HIGHS

Tackles: 6 vs. Cleveland (9/25/16)

Sacks: -

Interceptions: -

Passes Defensed: -

Forced Fumbles: -

Fumble Recoveries: -





25 // CB

XAVIEN HOWARD

HT: 6-1 // WT: 198 // BORN: 7/4/93
 COLLEGE: BAYLOR '16 // ACQUIRED: D2, 38
 NFL: ROOKIE SEASON // DOLPHINS: ROOKIE SEASON

KEY TRANSACTIONS

- Originally a second-round selection (38th overall) of the Dolphins in the 2016 NFL Draft

2016 - Inactive due to injury Weeks 5-12 ... Recorded six tackles (five solo) at **Cincinnati (9/29)** ... Totaled six solo tackles, two passes defensed and one forced fumble vs. **Cleveland (9/25)** ... Forced a fumble from WR Ricardo Lewis in the third quarter ... Recorded five tackles (two solo) at **New England (9/18)** ... Made first career start at **Seattle (9/11)** in his NFL and Dolphins debut ... Became the first Dolphins rookie to start Week 1 at cornerback since Sean

Smith (2009) ... Recorded 11 tackles (six solo).

XAVIEN HOWARD'S NFL REGULAR SEASON STATISTICS

YEAR	TEAM	GP	GS	TACKLES					INTERCEPTIONS					FUMBLES			
				TOT	SOLO	ASST	SK	YDS	NO	YDS	LG	TD	PD	FF	FR	YDS	
2016	Miami	4	4	28	19	9	0.0	0.0	0	0	0	0	0	2	1	0	0
NFL TOTALS		4	4	28	19	9	0.0	0.0	0	0	0	0	2	1	0	0	

2016 GAME-BY-GAME STATISTICS

DATE	OPPONENT	P/S	TCK	SOLO	AST	SK	YDS	INT	YDS	PD	FF	FR
9/11	at Seattle	1/1	11	6	5	0.0	0.0	0	0	0	0	0
9/18	at New England	1/1	5	2	3	0.0	0.0	0	0	1	0	0
9/25	CLEVELAND	1/1	6	6	0	0.0	0.0	0	0	1	1	0
9/29	at Cincinnati	1/1	6	5	1	0.0	0.0	0	0	0	0	0
10/9	TENNESSEE						INACTIVE					
10/16	PITTSBURGH						INACTIVE					
10/23	BUFFALO						INACTIVE					
11/6	N.Y. JETS						INACTIVE					
11/13	at San Diego						INACTIVE					
11/20	at Los Angeles						INACTIVE					
11/27	SAN FRANCISCO						INACTIVE					
2016 TOTALS		4/4	28	19	9	0.0	0.0	0	0	2	1	0

SINGLE-GAME HIGHS

CAREER HIGHS

Tackles: 11 at Seattle (9/11/16)

Sacks: -

Interceptions: -

Passes Defensed: 2 vs. Cleveland (9/25/16)

Forced Fumbles: 1 vs. Cleveland (9/25/16)

Fumble Recoveries: -

SEASON HIGHS

Tackles: 11 at Seattle (9/11/16)

Sacks: -

Interceptions: -

Passes Defensed: 2 vs. Cleveland (9/25/16)

Forced Fumbles: 1 vs. Cleveland (9/25/16)

Fumble Recoveries: -



45 // LB

MIKE HULL

HT: 6-0 // WT: 233 // BORN: 5/25/91
 COLLEGE: PENN STATE '15 // ACQUIRED: FA, 2015
 NFL: SECOND SEASON // DOLPHINS: SECOND SEASON

- KEY TRANSACTIONS**
- Signed to the Dolphins' active roster on 1/2/16
 - Originally signed by the Dolphins as an undrafted college free agent on 5/8/15

special teams tackles vs. **Pittsburgh (10/16)** ... Also served as a game captain ... Appeared on special teams, but did not record any statistics vs. **Tennessee (10/9)** ... Played, but did not record any statistics at **Cincinnati (9/29)** ... Saw action on special teams, but did not record any statistics vs. **Cleveland (9/25)** ... Totaled two special teams tackles at **New England (9/18)** ... Played at **Seattle (9/11)** ... Recorded one assisted special teams tackle.

MIKE HULL'S NFL REGULAR SEASON STATISTICS																	
YEAR	TEAM	GP	GS	TACKLES					INTERCEPTIONS					FUMBLES			
				TOT	SOLO	ASST	SK	YDS	NO	YDS	LG	TD	PD	FF	FR	YDS	
2015	Miami	3	0	1	1	0	0.0	0.0	0	0	0	0	0	0	0	0	0
2016	Miami	11	0	0	0	0	0.0	0.0	0	0	0	0	0	0	0	0	
NFL TOTALS		14	0	1	1	0	0.0	0.0	0	0	0	0	0	0	0	0	

2016 GAME-BY-GAME STATISTICS

DATE	OPPONENT	P/S	TCK	SOLO	AST	SK	YDS	INT	YDS	PD	FF	FR
9/11	at Seattle	1/0	0	0	0	0.0	0.0	0	0	0	0	0
9/18	at New England	1/0	0	0	0	0.0	0.0	0	0	0	0	0
9/25	CLEVELAND	1/0	0	0	0	0.0	0.0	0	0	0	0	0
9/29	at Cincinnati	1/0	0	0	0	0.0	0.0	0	0	0	0	0
10/9	TENNESSEE	1/0	0	0	0	0.0	0.0	0	0	0	0	0
10/16	PITTSBURGH	1/0	0	0	0	0.0	0.0	0	0	0	0	0
10/23	BUFFALO	1/0	0	0	0	0.0	0.0	0	0	0	0	0
11/6	N.Y. JETS	1/0	0	0	0	0.0	0.0	0	0	0	0	0
11/13	at San Diego	1/0	0	0	0	0.0	0.0	0	0	0	0	0
11/20	at Los Angeles	1/0	0	0	0	0.0	0.0	0	0	0	0	0
11/27	SAN FRANCISCO	1/0	0	0	0	0.0	0.0	0	0	0	0	0
2016 TOTALS		11/0	0	0	0	0.0	0.0	0	0	0	0	0

SINGLE-GAME HIGHS

CAREER HIGHS

Tackles: 1 at Philadelphia (11/15/15)

Sacks: -

Interceptions: -

Passes Defensed: -

Forced Fumbles: -

Fumble Recoveries: -

SEASON HIGHS

Tackles: -

Sacks: -

Interceptions: -

Passes Defensed: -

Forced Fumbles: -

Fumble Recoveries: -




70 // T

JA'WUAN JAMES

HT: 6-6 // WT: 307 // BORN: 6/3/92
 COLLEGE: TENNESSEE '14 // ACQUIRED: D1, 2014
 NFL: THIRD SEASON // DOLPHINS: THIRD SEASON

KEY TRANSACTIONS

- Originally a first-round selection (19th overall) of the Dolphins in the 2014 NFL Draft

pct.) for 240 yards and two touchdowns ... Tannehill posted a season high 130.6 QB rating ... Also blocked for a run game that amassed 106 yards (4.2 avg.) and one touchdown on 25 attempts ... Started in the 27-23 victory vs. **N.Y. Jets (11/6)** ... Protected QB Ryan Tannehill who completed 17-of-28 (60.7 pct.) passes for 149 yards and one touchdown ... Also blocked for RB Jay Ajayi who carried the ball 24 times for 111 yards (4.6 avg.) and one touchdown ... This was the third consecutive game Ajayi topped the 100-yard rushing mark ... Started in the 28-25 win vs. **Buffalo (10/23)** ... Protected QB Ryan Tannehill who completed 15-of-25 passes (60 pct.) for 204 yards and one touchdown ... Tannehill also posted a 99.4 QB rating on the day ... Blocked for RB Jay Ajayi who rushed for a career-high 214 yards, the third most in a single game in franchise history ... Started vs. **Pittsburgh (10/15)** ... Protected QB Ryan Tannehill who completed 24-of-32 throws (75.0 pct.), earning a 97.4 QB rating ... Part of an o-line that did not allow a sack on the day ... Also blocked for RB Jay Ajayi who rushed for 204 yards, the fourth-most in a single game in team history ... Started vs. **Tennessee (10/9)** ... Helped QB Ryan Tannehill complete 12-of-18 passes (66.7 pct.) for 191 yards ... Blocked for RB Jay Ajayi who rushed for a career-high 13 attempts and 42 yards ... Started at **Cincinnati (9/29)** ... Protected QB Ryan Tannehill, who completed 15-of-25 passes (60 pct.) for 189 yards and one touchdown ... Started vs. **Cleveland (9/25)** ... Protected QB Ryan Tannehill who completed 25-of-39 passes (64.1 pct.) for 319 yards and three touchdowns ... Also blocked for a Dolphins run game that rushed for 115 yards and one touchdown on 25 attempts (4.6 avg.) ... Started at **New England (9/18)** ... Protected QB Ryan Tannehill who completed 32-of-45 passes for 389 yards and two touchdowns ... O-line did not allow a sack in the game... Also blocked for the Dolphins run game, which totaled 16 attempts for 70 yards (4.4 avg.) and one touchdown ... Started at right tackle at **Seattle (9/11)** ... Protected QB Ryan Tannehill who completed 16-of-29 passes for 186 yards.

JA'WUAN JAMES' NFL REGULAR SEASON STATISTICS

GAMES/STARTS: 2014: 16/16, 2015: 7/7, 2016: 11/11

NFL TOTALS: 34/34





53 // LB

JELANI JENKINS

HT: 6-0 // WT: 240 // BORN: 3/13/92
COLLEGE: FLORIDA '13 // ACQUIRED: D4A, 2013
NFL: FOURTH SEASON // DOLPHINS: FOURTH SEASON

KEY TRANSACTIONS

- Originally was a fourth-round selection (104th overall) of the Dolphins in the 2013 NFL Draft

2016 - Made three solo tackles vs. **San Francisco (11/27)** ... Inactive at **Los Angeles (11/20)** ... Registered four tackles (two solo) at **San Diego (11/13)** ... Recorded three solo tackles and one tackle for loss vs. **N.Y. Jets (11/6)** ... Left the game due to injury in the second quarter ... Tallied two solo tackles vs. **Buffalo (10/23)** ... Started vs. **Pittsburgh (10/16)**, but did not record any statistics ... Inactive due to injury Weeks 4-5 ... Registered three tackles (two solo) vs. **Cleveland (9/25)** ... Tallied five tackles (two solo) at **New England (9/18)** ... Recorded seven tackles (one solo) at **Seattle (9/11)**.

JELANI JENKINS' NFL REGULAR SEASON STATISTICS

YEAR	TEAM	GP	GS	TACKLES					INTERCEPTIONS					FUMBLES			
				TOT	SOLO	ASST	SK	YDS	NO	YDS	LG	TD	PD	FF	FR	YDS	
2013	Miami	16	0	11	10	1	0.0	0.0	0	0	0	0	0	0	0	0	0
2014	Miami	15	14	108	81	27	3.5	26.5	0	0	0	0	1	2	0	0	
2015	Miami	13	13	71	50	21	0.0	0.0	0	0	0	0	3	1	1	0	
2016	Miami	8	6	27	15	12	0.0	0.0	0	0	0	0	1	0	0	0	
NFL TOTALS		52	33	217	156	61	3.5	26.5	0	0	-	0	5	3	1	0	

2016 GAME-BY-GAME STATISTICS

DATE	OPPONENT	P/S	TCK	SOLO	AST	SK	YDS	INT	YDS	PD	FF	FR
9/11	at Seattle	1/0	7	1	6	0.0	0.0	0	0	0	0	0
9/18	at New England	1/1	5	2	3	0.0	0.0	0	0	1	0	0
9/25	CLEVELAND	1/1	3	2	1	0.0	0.0	0	0	0	0	0
9/29	at Cincinnati						INACTIVE					
10/9	TENNESSEE						INACTIVE					
10/16	PITTSBURGH	1/1	0	0	0	0.0	0.0	0	0	0	0	0
10/23	BUFFALO	1/1	2	2	0	0.0	0.0	0	0	0	0	0
11/6	N.Y. JETS	1/1	3	3	0	0.0	0.0	0	0	0	0	0
11/13	at San Diego	1/0	4	2	2	0.0	0.0	0	0	0	0	0
11/20	at Los Angeles						INACTIVE					
11/27	SAN FRANCISCO	1/1	3	3	0	0.0	0.0	0	0	0	0	0
2016 TOTALS		8/6	27	15	12	0.0	0.0	0	0	1	0	0

SINGLE-GAME HIGHS

CAREER HIGHS

Tackles: 16 at N.Y. Jets (12/1/14)
Sacks: 1.5 vs. Kansas City (9/21/14)
Interceptions: -
Passes Defensed: 1 five times, last: at NE (9/18/16)
Forced Fumbles: 1 three times, last: vs. Houston (10/25/15)
Fumble Recoveries: 1 at Tennessee (10/18/15)

SEASON HIGHS

Tackles: 7 at Seattle (9/11/16)
Sacks: -
Interceptions: -
Passes Defensed: 1 at New England (9/18/16)
Forced Fumbles: -
Fumble Recoveries: -



85 // TE

DOMINIQUE JONES

HT: 6-3 // WT: 275 // BORN: 8/15/87
 COLLEGE: SHEPHERD '11 // ACQUIRED: FA, 2016
 NFL: FOURTH SEASON // DOLPHINS: FIRST SEASON

- KEY TRANSACTIONS**
- Signed by the Dolphins as a free agent on 10/3/16
 - Originally signed as an undrafted college free agent by Indianapolis on 4/30/12

from QB Ryan Tannehill in the first quarter ... Started, but did not record any statistics vs. **Buffalo (10/23)** ... Caught one pass for 8 yards (8.0 avg.) vs. **Pittsburgh (10/16)** ... Recorded two receptions for 4 yards (2.0 avg.) vs. **Tennessee (10/9)** ... Not on an NFL Roster during Weeks 1-4.

DOMINIQUE JONES' NFL REGULAR SEASON STATISTICS													
YEAR	TEAM	GP	GS	RECEIVING					RUSHING				
				NO	YDS	AVG	LG	TD	ATT	YDS	AVG	LG	TD
2012	Indianapolis	4	1	1	8	8.0	9	0	0	0	0.0	0	0
2013	Ind./KC	8	2	2	34	17.0	21	0	0	0	0.0	0	0
2014	Denver	1	0	0	0	0.0	0	0	0	0	0.0	0	0
2015	Baltimore						PRACTICE SQUAD						
	N.Y. Giants						PRACTICE SQUAD						
	Minnesota						PRACTICE SQUAD						
2016	Miami	7	2	6	54	9.0	24	1	0	0	0.0	0	0
NFL TOTALS		20	5	9	96	10.7	24	1	0	0	0.0	0	0

2016 GAME-BY-GAME STATISTICS

DATE	OPPONENT	P/S	RECEIVING					RUSHING					W/L	SCORE
			NO	YDS	AVG	LG	TD	ATT	YDS	AVG	LG	TD		
9/11	at Seattle													
9/18	at New England													
9/25	CLEVELAND													
9/29	at Cincinnati													
10/9	TENNESSEE	1/0	2	4	2.0	5	0	0	0	0.0	0	0	L	17-30
10/16	PITTSBURGH	1/0	1	8	8.0	8	0	0	0	0.0	0	0	W	30-15
10/23	BUFFALO	1/1	0	0	0.0	0	0	0	0	0.0	0	0	W	28-25
11/6	N.Y. JETS	1/1	3	42	14.0	24	1	0	0	0.0	0	0	W	27-23
11/13	at San Diego	1/0	0	0	0.0	0	0	0	0	0.0	0	0	W	31-24
11/20	at Los Angeles	1/0	0	0	0.0	0	0	0	0	0.0	0	0	W	14-10
11/27	SAN FRANCISCO	1/0	0	0	0.0	0	0	0	0	0.0	0	0	W	31-24
2016 TOTALS		6/2	6	54	9.0	24	1	0	0	0.0	0	0		

SINGLE-GAME HIGHS

CAREER HIGHS

Receptions: 3 vs. N.Y. Jets (11/6/16)
Receiving Yards: 42 vs. N.Y. Jets (11/6/16)
Longest Reception: 24 vs. N.Y. Jets (11/6/16)
TD Receptions: 1 vs. N.Y. Jets (11/6/16)

SEASON HIGHS

Receptions: 3 vs. N.Y. Jets (11/6/16)
Receiving Yards: 42 vs. N.Y. Jets (11/6/16)
Longest Reception: 24 vs. N.Y. Jets (11/6/16)
TD Receptions: 1 vs. N.Y. Jets (11/6/16)





14 // WR

JARVIS LANDRY

HT: 5-11 // WT: 206 // BORN: 11/28/92
COLLEGE: LOUISIANA STATE '15 // ACQUIRED: D2, 2014
NFL: THIRD SEASON // DOLPHINS: THIRD SEASON

- #### KEY TRANSACTIONS
- Originally a second-round draft selection (63rd overall) of the Dolphins in the 2014 NFL Draft

2016 - Tied for 10th in the NFL with 64 receptions through Week 12 ... Tied for second in the NFL with 21 receptions on third down through Week 12 ... Caught four passes for 47 yards (11.8 avg.) in the 31-24 win vs. **San Francisco (11/27)** ... Also returned two punts for 7 yards (3.5 avg.) ... Registered a 17-yard catch on third-and-11 in the second quarter ... Recorded five receptions for 28 yards (5.6 avg.) and one touchdown in the 14-10 victory at **Los Angeles (11/20)**

... Also returned one punt for 1 yard ... Caught a 10-yard touchdown pass with 4:02 remaining in the fourth quarter to give Miami its first score of the game and put the Dolphins within a field goal of tying the game ... Caught six passes for 53 yards (8.8 avg.) in the 31-24 win at **San Diego (11/13)** ... Hauled in a 25-yard reception in the third quarter, placing the offense at San Diego's 2-yard line and setting up a RB Damien Williams 2-yard touchdown catch ... Recorded three receptions for 33 yards (11.0 avg.) in the 27-23 victory vs. **N.Y. Jets (11/6)** ... Also returned one punt for 9 yards ... Eclipsed the 2,500 career receiving yards mark ... Caught five passes for 78 yards (15.6 avg.) in the 28-25 victory vs. **Buffalo (10/23)** ... Also returned two punts for 17 yards (8.5 avg.) and one kickoff for 2 yards ... Caught a pass from QB Ryan Tannehill for a successful two-point conversion attempt in the third quarter ... Caught an 18-yard pass on third-and-7, setting up a RB Damien Williams go-ahead touchdown run ... Recovered an onside kick attempt by Buffalo and returned it 2 yards with 14 seconds remaining in the fourth quarter ... Hauled in seven receptions for 91 yards (13.0 avg.) vs. **Pittsburgh (10/16)** ... Also returned one punt for 11 yards (11.0 avg.) ... Recovered an onside kick attempt by Pittsburgh with 1:02 remaining in the fourth quarter ... Recorded three receptions for 28 yards (9.3 avg.) vs. **Tennessee (10/9)** ... Rushed once for 2 yards ... Longest catch on the day was for 11 yards and a first down in the third quarter ... Also returned one punt for 12 yards ... Led the team with seven receptions for 61 yards (8.7 avg.) at **Cincinnati (9/29)** ... Caught a 24-yard pass from QB Ryan Tannehill in the fourth quarter to convert on third-and-9 ... Also served as a game captain ... Recorded seven receptions for 120 yards (17.1 avg.) and one touchdown vs. **Cleveland (9/25)** ... Also rushed twice for 16 yards (8.0 avg.) ... Returned one punt for 13 yards ... His first receiving touchdown of the season came on a 42-yard throw from QB Ryan Tannehill in the third quarter ... Posted back-to-back 100-yard receiving games for the first time in his career ... Hauled in 10 receptions for 137 yards (13.7 avg.) at **New England (9/18)** ... Eclipsed the 2,000 career receiving yard benchmark ... Became the second-fastest player in team history to reach 2,000 career receiving yards (34 games) after WR Mark Duper did so in 28 games ... Recorded seven receptions for 59 yards (8.4 avg.) at **Seattle (9/11)** ... Also returned one punt for 16 yards (16.0 avg.).

JARVIS LANDRY'S NFL REGULAR SEASON STATISTICS

YEAR	TEAM	GP	GS	RECEIVING					RUSHING				
				NO	YDS	AVG	LG	TD	ATT	YDS	AVG	LG	TD
2014	Miami	16	11	84	758	9.0	25	5	2	-4	-2.0	4	0
2015	Miami	16	14	110	1,157	10.5	50t	4	18	113	6.3	22t	1
2016	Miami	11	11	64	733	11.5	42t	2	3	18	6.0	13	0
NFL TOTALS		43	36	258	2,648	10.3	50t	11	23	127	5.5	22t	1

JARVIS LANDRY'S NFL RETURN STATS

YEAR	TEAM	GP	GS	KICKOFF					PUNT					
				RET.	YDS	AVG	LG	TD	NO.	FC	YDS.	AVG.	LG	TD
2014	Miami	16	11	34	954	28.1	74	0	25	19	204	8.2	32	0
2015	Miami	16	14	13	321	24.7	50	0	36	16	356	9.9	69t	1
2016	Miami	11	11	0	0	0.0	0	0	10	11	86	8.6	16	0
NFL TOTALS		43	36	47	1,275	27.1	74	0	71	46	646	9.1	69t	1

2016 GAME-BY-GAME STATISTICS

DATE	OPPONENT	P/S	RECEIVING					RUSHING					W/L	SCORE
			NO	YDS	AVG	LG	TD	ATT	YDS	AVG	LG	TD		
9/11	at Seattle	1/1	7	59	8.4	28	0	0	0	0.0	0	0	L	10-12
9/18	at New England	1/1	10	135	13.7	33	0	0	0	0.0	0	0	L	24-31
9/25	CLEVELAND	1/1	7	120	17.1	42t	1	2	16	8.0	13	0	W	30-24 (OT)
9/29	at Cincinnati	1/1	7	61	8.7	24	0	0	0	0.0	0	0	L	7-22
10/9	TENNESSEE	1/1	3	28	9.3	11	0	1	2	2.0	2	0	L	17-30
10/16	PITTSBURGH	1/1	7	91	13.0	39	0	0	0	0.0	0	0	W	30-15
10/23	BUFFALO	1/1	5	78	15.6	26	0	0	0	0.0	0	0	W	28-25
11/6	N.Y. JETS	1/1	3	33	11.0	14	0	0	0	0.0	0	0	W	27-23
11/13	at San Diego	1/1	6	53	8.8	25	0	0	0	0.0	0	0	W	31-24
11/20	at Los Angeles	1/1	5	28	5.6	12	1	0	0	0.0	0	0	W	14-10
11/27	SAN FRANCISCO	1/1	4	47	11.8	17	0	0	0	0.0	0	0	W	31-24
2016 TOTALS		11/11	64	733	11.5	42t	2	3	18	6.0	13	0		



SINGLE-GAME HIGHS

CAREER HIGHS	
Receptions:	13 at N.Y. Jets (11/29/15)
Receiving Yards:	165 at N.Y. Jets (11/29/15)
Longest Reception:	50t vs. Houston (10/25/15)
TD Receptions:	2 twice, last: vs. Houston (10/25/15)
Rushes:	5 at Buffalo (11/8/15)
Rushing Yards:	29 vs. N.Y. Jets (London, 10/4/14)
Longest Rush:	22t at Tennessee (10/18/15)

SEASON HIGHS	
Receptions:	10 at New England (9/18/16)
Receiving Yards:	137 at New England (9/18/16)
Longest Reception:	42t vs. Cleveland (9/25/16)
TD Receptions:	1 twice, last: at Los Angeles (11/20/16)
Rushes:	2 vs. Cleveland (9/25/16)
Rushing Yards:	16 vs. Cleveland (9/25/16)
Longest Rush:	13 vs. Cleveland (9/25/16)



36 // CB

TONY LIPPETT

HT: 6-3 // WT: 194 // BORN: 7/2/92
 COLLEGE: MICHIGAN STATE '15 // ACQUIRED: D5D, 2015
 NFL: SECOND SEASON // DOLPHINS: SECOND SEASON

- KEY TRANSACTIONS**
- Originally was a fifth-round selection (156th overall) of the Dolphins in the 2015 NFL Draft

2016 - Totaled four tackles (three solo) and one pass defended in the 31-24 victory vs. **San Francisco (11/27)** ... Recorded three tackles (two solo) and one pass defended in the 14-10 win at **Los Angeles (11/20)** ... Broke up a QB Jared Goff pass intended for WR Tavon Austin in the second quarter ... Led the team with seven solo tackles and two interceptions in the 31-24 victory at **San Diego (11/13)** ... Intercepted a QB Philip Rivers pass intended for WR Tyrell Williams

in the end zone with 12:38 remaining in the fourth quarter ... This was his first career interception ... Logged another interception with 44 seconds remaining in the fourth quarter, sealing the game for Miami ... Made four tackles (three solo) vs. **N.Y. Jets (11/6)** ... Recorded four solo tackles vs. **Buffalo (10/23)** ... Started vs. **Pittsburgh (10/16)** ... Recorded three tackles (one solo) ... Started vs. **Tennessee (10/9)** ... Tallied nine tackles (eight solo) ... His nine tackles were a career high ... Earned first career start at **Cincinnati (9/29)** ... Recorded career highs with six tackles (one solo) and two passes defended ... Defended a QB Andy Dalton pass intended for WR Brandon LaFell on third-and-10 in the first quarter ... His second pass break up came on third-and-13 in the second quarter ... Played on special teams vs. **Cleveland (9/25)** ... Appeared on special teams Weeks 1-2.

TONY LIPPETT'S NFL REGULAR SEASON STATISTICS																	
YEAR	TEAM	GP	GS	TACKLES					INTERCEPTIONS					FUMBLES			
				TOT	SOLO	ASST	SK	YDS	NO	YDS	LG	TD	PD	FF	FR	YDS	
2015	Miami	9	0	10	9	1	0.0	0.0	0	0	0	0	1	0	0	0	
2016	Miami	11	8	39	29	10	0.0	0.0	2	0	0	0	6	0	0	0	
NFL TOTALS		20	8	49	38	11	0.0	0.0	2	0	0	0	7	0	0	0	

2016 GAME-BY-GAME STATISTICS

DATE	OPPONENT	P/S	TCK	SOLO	AST	SK	YDS	INT	YDS	PD	FF	FR
9/11	at Seattle	1/0	0	0	0	0.0	0.0	0	0	0	0	0
9/18	at New England	1/0	0	0	0	0.0	0.0	0	0	0	0	0
9/25	CLEVELAND	1/0	0	0	0	0.0	0.0	0	0	0	0	0
9/29	at Cincinnati	1/1	6	1	5	0.0	0.0	0	0	2	0	0
10/9	TENNESSEE	1/1	9	8	1	0.0	0.0	0	0	0	0	0
10/16	PITTSBURGH	1/1	3	1	2	0.0	0.0	0	0	0	0	0
10/23	BUFFALO	1/1	4	4	0	0.0	0.0	0	0	0	0	0
11/6	N.Y. JETS	1/1	4	3	1	0.0	0.0	0	0	0	0	0
11/13	at San Diego	1/1	7	7	0	0.0	0.0	2	0	2	0	0
11/20	at Los Angeles	1/1	3	2	1	0.0	0.0	0	0	1	0	0
11/27	SAN FRANCISCO	1/1	4	3	1	0.0	0.0	0	0	1	0	0
2016 TOTALS		11/8	39	29	10	0.0	0.0	2	0	6	0	0

SINGLE-GAME HIGHS

CAREER HIGHS

Tackles: 9 vs. Tennessee (10/9/16)
Sacks: –
Interceptions: 2 at San Diego (11/13/16)
Passes Defended: 2 twice, last: at San Diego (11/13/16)
Forced Fumbles: –
Fumble Recoveries: –

SEASON HIGHS

Tackles: 9 vs. Tennessee (10/9/16)
Sacks: –
Interceptions: 2 at San Diego (11/13/16)
Passes Defended: 2 twice, last: at San Diego (11/13/16)
Forced Fumbles: –
Fumble Recoveries: –





21 // CB

JORDAN LUCAS

HT: 6-0 // WT: 204 // BORN: 8/2/93
 COLLEGE: PENN STATE '16 // ACQUIRED: D6B, 2016
 NFL: ROOKIE SEASON // DOLPHINS: ROOKIE SEASON

KEY TRANSACTIONS

- Originally a sixth-round selection (204th overall) by the Dolphins in the 2016 NFL Draft

2016 - Inactive Weeks 2-3 and 9-10, 12 ... Saw action on special teams, but did not record any statistics at **Los Angeles (11/20)** ... Recorded two assisted special teams tackles vs. **Buffalo (10/23)** ... Played on special teams, but did not record any statistics Weeks 4-6 ... Made NFL and Dolphins debut on special teams at **Seattle (9/11)**.

JORDAN LUCAS' NFL REGULAR SEASON STATISTICS

YEAR	TEAM	GP	GS	TACKLES					INTERCEPTIONS					FUMBLES			
				TOT	SOLO	ASST	SK	YDS	NO	YDS	LG	TD	PD	FF	FR	YDS	
2016	Miami	6	0	0	0	0	0.0	0.0	0	0	0	0	0	0	0	0	0
NFL TOTALS		6	0	0	0	0	0.0	0	0	0	0	0	0	0	0	0	0

2016 GAME-BY-GAME STATISTICS

DATE	OPPONENT	P/S	TCK	SOLO	AST	SK	YDS	INT	YDS	PD	FF	FR
9/11	at Seattle	1/0	0	0	0	0.0	0.0	0	0	0	0	0
9/18	at New England						INACTIVE					
9/25	CLEVELAND						INACTIVE					
9/29	at Cincinnati	1/0	0	0	0	0.0	0.0	0	0	0	0	0
10/9	TENNESSEE	1/0	0	0	0	0.0	0.0	0	0	0	0	0
10/16	PITTSBURGH	1/0	0	0	0	0.0	0.0	0	0	0	0	0
10/23	BUFFALO	1/0	0	0	0	0.0	0.0	0	0	0	0	0
11/6	N.Y. JETS						INACTIVE					
11/13	at San Diego						INACTIVE					
11/20	at Los Angeles	1/0	0	0	0	0.0	0.0	0	0	0	0	0
11/27	SAN FRANCISCO						INACTIVE					
2016 TOTALS		6/0	0	0	0	0.0	0.0	0	0	0	0	0

SINGLE-GAME HIGHS

CAREER HIGHS

Tackles: -
 Sacks: -
 Interceptions: -
 Passes Defensed: -
 Forced Fumbles: -
 Fumble Recoveries: -

SEASON HIGHS

Tackles: -
 Sacks: -
 Interceptions: -
 Passes Defensed: -
 Forced Fumbles: -
 Fumble Recoveries: -





41 // CB

BYRON
MAXWELL

HT: 6-1 // WT: 203 // BORN: 2/23/88
COLLEGE: CLEMSON '11 // ACQUIRED: T, 2016 (PHI.)
NFL: SIXTH SEASON // DOLPHINS: FIRST SEASON

KEY TRANSACTIONS

- Acquired by the Dolphins in a trade from Philadelphia on 3/9/16
- Originally a sixth-round selection (173rd overall) by Seattle in the 2011 NFL Draft

(four solo) and one pass defended in the 14-10 victory at **Los Angeles (11/20)** ... Broke up a QB Jared Goff pass intended for WR Kenny Britt in the second quarter ... Recorded five solo tackles, one interception and two passes defended in the 31-24 win at **San Diego (11/13)** ... Picked off QB Philip Rivers with 6:59 left in the game ... Also broke up a pass intended for WR Tyrell Williams with 5:06 remaining in the fourth quarter ... Registered four tackles (three solo) in the 27-23 victory vs. **N.Y. Jets (11/6)** ... Tallied two tackles (one solo) in the 28-25 win vs. **Buffalo (10/23)** ... Recorded five tackles (four solo) and a career-high four passes defended in the 30-15 victory vs. **Pittsburgh (10/16)** ... Batted down a QB Ben Roethlisberger pass on third down in the third quarter, forcing the Steelers to punt ... Started vs. **Tennessee (10/9)** ... Totaled four solo tackles and one forced fumble ... Forced a TE Delanie Walker fumble in the first quarter ... Did not play at **Cincinnati (9/29)** ... Recorded seven tackles (five solo) and three passes defended in the 30-24 (OT) victory vs. **Cleveland (9/25)** ... His three passes defended tied a single-game career high ... Registered five tackles (two solo) and a forced fumble at **New England (9/18)** ... Forced a fumble from RB LaGarrette Blount in the fourth quarter with 4:45 to play, but the ball rolled out of bounds ... Made first start for the Dolphins at **Seattle (9/11)** ... Recorded four solo tackles and one pass defended ... Also served as a game captain.

BYRON MAXWELL'S NFL REGULAR SEASON STATISTICS																	
YEAR	TEAM	GP	GS	TACKLES					INTERCEPTIONS					FUMBLES			
				TOT	SOLO	ASST	SK	YDS	NO	YDS	LG	TD	PD	FF	FR	YDS	
2011	Seattle	9	0	0	0	0	0.0	0.0	0	0	0	0	0	0	0	1	0
2012	Seattle	9	0	6	6	0	0.0	0.0	0	0	0	0	2	1	1	11	
2013	Seattle	16	5	25	22	3	0.0	0.0	4	6	6	0	12	1	1	11	
2014	Seattle	13	12	39	35	4	0.0	0.0	2	23	21	0	12	1	1	0	
2015	Philadelphia	14	14	64	53	11	0.0	0.0	2	22	22	0	10	2	1	2	
2016	Miami	10	10	47	37	10	0.0	0.0	1	27	27	0	13	3	0	0	
NFL TOTALS		71	41	181	153	28	0.0	0.0	9	78	27	0	49	8	5	13	

2016 GAME-BY-GAME STATISTICS

DATE	OPPONENT	P/S	TCK	SOLO	AST	SK	YDS	INT	YDS	PD	FF	FR
9/11	at Seattle	1/1	4	4	0	0.0	0.0	0	0	1	0	0
9/18	at New England	1/1	5	2	3	0.0	0.0	0	0	0	1	0
9/25	CLEVELAND	1/1	7	5	2	0.0	0.0	0	0	3	0	0
9/29	at Cincinnati							DID NOT PLAY				
10/9	TENNESSEE	1/1	4	4	0	0.0	0.0	0	0	0	1	0
10/16	PITTSBURGH	1/1	5	4	1	0.0	0.0	0	0	4	0	0
10/23	BUFFALO	1/1	2	1	1	0.0	0.0	0	0	0	0	0
11/6	N.Y. JETS	1/1	4	3	1	0.0	0.0	0	0	0	0	0
11/13	at San Diego	1/1	5	5	0	0.0	0.0	1	27	2	0	0
11/20	at Los Angeles	1/1	5	4	1	0.0	0.0	0	0	1	0	0
11/27	SAN FRANCISCO	1/1	6	5	1	0.0	0.0	0	0	2	1	0
2016 TOTALS		10/10	47	37	10	0.0	0.0	1	27	13	3	0

SINGLE-GAME HIGHS

CAREER HIGHS

Tackles: 9 vs. Denver (9/21/14)

Sacks: –

Interceptions: 2 at N.Y. Giants (12/15/13)

Passes Defended: 4 vs. Pittsburgh (10/16/16)

Forced Fumbles: 1 seven times, last: vs. San Francisco (11/27/16)

Fumble Recoveries: 1 five times, last: vs. NO (10/11/15)

SEASON HIGHS

Tackles: 7 vs. Cleveland (9/25/16)

Sacks: –


Interceptions: 1 at San Diego (11/13/16)

Passes Defended: 4 vs. Pittsburgh (10/16/16)

Forced Fumbles: 1 twice, last: vs. San Francisco (11/27/16)

Fumble Recoveries: –





28 // CB

**BOBBY
McCAIN**

HT: 5-11 // WT: 192 // BORN: 8/18/93
 COLLEGE: MEMPHIS '15 // ACQUIRED: D5A, 2015
 NFL: SECOND SEASON // DOLPHINS: SECOND SEASON

KEY TRANSACTIONS

- Originally a fifth-round selection (145th overall) of the Dolphins in the 2015 NFL Draft

2016 - Made a season-high five tackles (four solo) and one pass defended in the 31-24 win vs. **San Francisco (11/27)** ... Started at **Los Angeles (11/20)** ... Recorded one assisted special teams tackle ... Downed a 39-yard punt by P Matt Darr at the Rams' 2-yard line in the first quarter ... Made three solo tackles at **San Diego (11/13)** ... Totaled three solo tackles, one interception and one pass defended in the 27-23 win vs. **N.Y. Jets (11/6)** ... Intercepted a QB Ryan

Fitzpatrick pass in the end zone intended for WR Robby Anderson in the fourth quarter ... This was his first career interception ... Recorded one solo tackle vs. **Buffalo (10/23)** ... Started vs. **Pittsburgh (10/16)** ... Registered two tackles (one solo) ... Tallied three solo tackles vs. **Tennessee (10/9)** ... Also made one solo tackle on special teams ... Recorded four tackles (two solo), one sack and one pass defended at **Cincinnati (9/29)** ... Sacked QB Andy Dalton for a loss of 11 yards on third-and-7 in the third quarter, forcing the Bengals to punt on the next play ... This was the first sack of his career ... Also broke up a QB Andy Dalton pass intended for WR Tyler Boyd on third-and-4 in the third quarter ... Registered one solo tackle in the 30-24 (OT) victory vs. **Cleveland (9/25)** ... Totaled two solo tackles and one forced fumble at **New England (9/18)** ... Forced a fumble for WR Danny Amendola in the second quarter ... Recorded two tackles (one solo) at **Seattle (9/11)**.

BOBBY McCAIN'S NFL REGULAR SEASON STATISTICS

YEAR	TEAM	GP	GS	TACKLES					INTERCEPTIONS					FUMBLES		
				TOT	SOLO	ASST	SK	YDS	NO	YDS	LG	TD	PD	FF	FR	YDS
2015	Miami	16	4	22	19	3	0.0	0.0	0	0	0	0	4	0	0	0
2016	Miami	11	4	26	21	5	1.0	11.0	1	0	0	0	3	1	0	0
NFL TOTALS		27	8	48	40	8	1.0	11.0	1	0	0	0	7	1	0	0

2016 GAME-BY-GAME STATISTICS

DATE	OPPONENT	P/S	TCK	SOLO	AST	SK	YDS	INT	YDS	PD	FF	FR
9/11	at Seattle	1/0	2	1	1	0.0	0.0	0	0	0	0	0
9/18	at New England	1/0	2	2	0	0.0	0.0	0	0	0	1	0
9/25	CLEVELAND	1/0	1	1	0	0.0	0.0	0	0	0	0	0
9/29	at Cincinnati	1/0	4	2	2	1.0	11.0	0	0	1	0	0
10/9	TENNESSEE	1/0	3	3	0	0.0	0.0	0	0	0	0	0
10/16	PITTSBURGH	1/1	2	1	1	0.0	0.0	0	0	0	0	0
10/23	BUFFALO	1/1	1	1	0	0.0	0.0	0	0	0	0	0
11/6	N.Y. JETS	1/1	3	3	0	0.0	0.0	1	0	1	0	0
11/13	at San Diego	1/0	3	3	0	0.0	0.0	0	0	0	0	0
11/20	at Los Angeles	1/0	0	0	0	0.0	0.0	0	0	0	0	0
11/27	SAN FRANCISCO	1/1	5	4	1	0.0	0.0	0	0	1	0	0
2016 TOTALS		11/4	26	21	5	1.0	11.0	1	0	3	1	0

SINGLE-GAME HIGHS

CAREER HIGHS

Tackles: 7 vs. Baltimore (12/6/15)
Sacks: 1 at Cincinnati (9/29/16)
Interceptions: 1 vs. N.Y. Jets (11/6/16)
Passes Defended: 2 vs. Houston (10/25/15)

Forced Fumbles: 1 at New England (9/18/16)
Fumble Recoveries: -

SEASON HIGHS

Tackles: 5 vs. San Francisco (11/27/16)
Sacks: 1 at Cincinnati (9/29/16)
Interceptions: 1 vs. N.Y. Jets (11/6/16)
Passes Defended: 1 three times, last: vs. SF (11/27/16)
Forced Fumbles: 1 at New England (9/18/16)
Fumble Recoveries: -





90 // DT

EARL MITCHELL

HT: 6-3 // WT: 310 // BORN: 9/25/87
 COLLEGE: ARIZONA '10 // ACQUIRED: UFA, 2014 (HOU.)
 NFL: SEVENTH SEASON // DOLPHINS: THIRD SEASON

KEY TRANSACTIONS

- Signed by the Dolphins as an unrestricted free agent on 3/12/14
- Originally a third-round selection (81st overall) of Houston in the 2010 NFL Draft

2016 - Made one solo tackle vs. **San Francisco (11/27)** ... Registered two solo tackles in the 14-10 win at **Los Angeles (11/20)** ... Returned to action in the 31-24 victory at **San Diego (11/13)** ... Recorded four solo tackles and two tackles for loss ... Activated from Injured Reserve on 11/10 ... Placed on Injured Reserve on 9/14 ... Recorded one assisted tackle at **Seattle (9/11)**.

EARL MITCHELL'S NFL REGULAR SEASON STATISTICS																	
YEAR	TEAM	GP	GS	TACKLES					INTERCEPTIONS					FUMBLES			
				TOT	SOLO	ASST	SK	YDS	NO	YDS	LG	TD	PD	FF	FR	YDS	
2010	Houston	15	0	28	18	10	1.0	8.0	0	0	0	0	0	0	0	0	0
2011	Houston	16	0	27	14	13	1.0	0.0	0	0	0	0	0	1	0	2	0
2012	Houston	16	3	31	19	12	0.0	0.0	0	0	0	0	0	3	1	0	0
2013	Houston	16	14	48	30	18	1.5	9.5	0	0	0	0	0	0	0	0	0
2014	Miami	16	4	33	21	12	2.0	12.0	0	0	0	0	0	1	0	0	0
2015	Miami	12	12	22	14	8	0.0	0.0	0	0	0	0	0	0	0	0	0
2016	Miami	4	0	8	7	1	0.0	0.0	0	0	0	0	0	0	0	0	0
NFL TOTALS		95	33	197	123	74	5.5	29.5	0	0	0	0	0	5	1	2	0

2016 GAME-BY-GAME STATISTICS

DATE	OPPONENT	P/S	TCK	SOLO	AST	SK	YDS	INT	YDS	PD	FF	FR
9/11	at Seattle	1/0	1	0	1	0.0	0.0	0	0	0	0	0
9/18	at New England											
9/25	CLEVELAND											
9/29	at Cincinnati											
10/9	TENNESSEE											
10/16	PITTSBURGH											
10/23	BUFFALO											
11/6	N.Y. JETS											
11/13	at San Diego	1/0	4	4	0	0.0	0.0	0	0	0	0	0
11/20	at Los Angeles	1/0	2	2	0	0.0	0.0	0	0	0	0	0
11/27	SAN FRANCISCO	1/0	1	1	0	0.0	0.0	0	0	0	0	0
2016 TOTALS		4/0	8	7	1	0.0	0.0	0	0	0	0	0

SINGLE-GAME HIGHS

CAREER HIGHS

Tackles: 6 vs. Tennessee (1/1/12)

Sacks: 1 five times, last: vs. Buffalo (11/13/14)

Interceptions: –

Passes Defensed: 2 at Denver (9/23/12)

Forced Fumbles: 1 at New England (12/10/12)

Fumble Recoveries: 1 twice, last: at Cincinnati (12/11/11)

SEASON HIGHS

Tackles: 4 at San Diego (11/13/16)

Sacks: –

Interceptions: –

Passes Defensed: –

Forced Fumbles: –

Fumble Recoveries: –



8 // QB

MATT MOORE

HT: 6-3 // WT: 225 // BORN: 8/9/84
 COLLEGE: OREGON STATE '07 // ACQUIRED: UFA, 2011 (CAR.)
 NFL: 10TH SEASON // DOLPHINS: SIXTH SEASON

- KEY TRANSACTIONS**
- Signed by the Dolphins as an unrestricted free agent from Carolina on 7/29/11
 - Signed as an undrafted college free agent by Dallas on 5/14/07

2016 - Did not play Weeks 1-12.

MATT MOORE'S NFL REGULAR SEASON PASSING STATISTICS

YEAR	TEAM	GP	GS	ATT	CMP	PCT	YDS		TD	INT	LG	SK	YDS LST	RATE
							YDS	ATT						
2007	Carolina	9	3	111	63	56.8	730	6.6	3	5	57	6	40	67.0
2008	Carolina	INACTIVE												
2009	Carolina	7	5	138	85	61.6	1,053	7.6	8	2	66	9	78	98.5
2010	Carolina	6	5	143	79	55.2	857	6.0	5	10	39	13	90	55.6
2011	Miami	13	12	347	210	60.5	2,497	7.2	16	9	65t	36	229	87.1
2012	Miami	2	0	19	11	57.9	131	6.9	1	0	37	2	9	96.6
2013	Miami	1	0	6	2	33.3	53	8.8	0	2	50	0	0	27.1
2014	Miami	2	0	4	2	50.0	21	5.3	0	0	14	0	0	65.6
2015	Miami	1	0	1	1	100.0	14	14.0	0	0	14	0	0	118.8
2016	Miami	0	0	0	0	0.0	0	0.0	0	0	0	0	0	0.0
NFL TOTALS		41	25	769	453	58.9	5,356	7.0	33	28	66	66	446	79.3

Career Regular Season Record As A Starter: (Carolina) 2-1 in 2007, 4-1 in 2009, 1-4 in 2010; (Miami) 6-6 in 2011 for total of 13-12.

MATT MOORE'S NFL REGULAR SEASON RUSHING STATISTICS

YEAR	TEAM	NO	YDS	AVG	LG	TD
2007	Carolina	3	5	1.7	5	0
2008	Carolina	INACTIVE				
2009	Carolina	12	-3	-0.3	5	0
2010	Carolina	5	25	5.0	8	0
2011	Miami	32	65	2.0	16	2
2012	Miami	5	-3	-0.6	1	0
2013	Miami	0	0	0.0	0	0
2014	Miami	2	-2	-1.0	-1	0
2015	Miami	3	-2	-0.7	0	0
2016	Miami	0	0	0.0	0	0
NFL TOTALS		62	85	1.4	16	2

2016 GAME-BY-GAME STATISTICS

DATE	OPPONENT	P/S	PASSING							RUSHING				W/L	SCORE
			ATT	CMP	YDS	PCT	TD	INT	LG	SK/YDS	ATT	YDS	LG		
9/11	at Seattle		DID NOT PLAY												
9/18	at New England		DID NOT PLAY												
9/25	CLEVELAND		DID NOT PLAY												
9/29	at Cincinnati		DID NOT PLAY												
10/9	TENNESSEE		DID NOT PLAY												
10/16	PITTSBURGH		DID NOT PLAY												
10/23	BUFFALO		DID NOT PLAY												
11/6	N.Y. JETS		DID NOT PLAY												
11/13	at San Diego		DID NOT PLAY												
11/20	at Los Angeles		DID NOT PLAY												
11/27	SAN FRANCISCO		DID NOT PLAY												
2016 TOTALS															



SINGLE-GAME HIGHS

	CAREER HIGHS		SEASON HIGHS
Pass Attempts:	41	vs. San Francisco (10/24/10)	–
Pass Completions:	28	vs. San Francisco (10/24/10)	–
Yards Passing:	308	vs. San Francisco (10/24/10)	–
TD Passes:	3	five times, last: at NE (12/24/11)	–
Longest Pass:	66	vs. Tampa Bay (12/6/09)	–
Completion Pct. (Min. 10 att.)	75.0	at N.Y. Giants (12/27/09)	–
Passer Rating:	147.5	at Kansas City (11/6/11)	–
Rush Attempts:	5	three times, last: vs. Oak. (12/4/11)	–
Rushing Yards:	31	at N.Y. Giants (10/30/11)	–
Long Run:	16	at N.Y. Giants (10/30/11)	–
Rushing TDs:	1	twice, last: vs. Oakland (12/4/11)	–





96 // DT

LEON ORR

HT: 6-5 // WT: 320 // BORN: 2/11/92
COLLEGE: FLORIDA '14 // ACQUIRED: FA, 2016
NFL: FIRST SEASON // DOLPHINS: FIRST SEASON

- KEY TRANSACTIONS
- Activated from the Dolphins practice squad on 10/12/16
 - Signed to the Dolphins' practice squad on 9/20/16
 - Originally signed as an undrafted college free agent by Oakland on 5/8/15

2016 - Inactive vs. **San Francisco (11/27)** ... Appeared on special teams, but did not record any statistics at **Los Angeles (11/20)** ... Recorded one solo tackle vs. **San Diego (11/13)** ... Played, but did not record any statistics Weeks 6-9 ... Made his Dolphins debut vs. **Pittsburgh (10/16)**.

LEON ORR'S NFL REGULAR SEASON STATISTICS

YEAR	TEAM	GP	GS	TACKLES					INTERCEPTIONS					FUMBLES			
				TOT	SOLO	ASST	SK	YDS	NO	YDS	LG	TD	PD	FF	FR	YDS	
2015	Oakland	3	0	2	1	1	0.0	0.0	0	0	0	0	0	0	0	0	0
2016	Miami	5	0	1	1	0	0.0	0.0	0	0	0	0	0	0	0	0	0
NFL TOTALS		8	0	3	2	1	0.0	0.0	0	0	0	0	1	0	0	0	

2016 GAME-BY-GAME STATISTICS

DATE	OPPONENT	P/S	TCK	SOLO	AST	SK	YDS	INT	YDS	PD	FF	FR
9/11	at Seattle											
9/18	at New England											
9/25	CLEVELAND											
9/29	at Cincinnati											
10/9	TENNESSEE											
10/16	PITTSBURGH	1/0	0	0	0	0.0	0.0	0	0	0	0	0
10/23	BUFFALO	1/0	0	0	0	0.0	0.0	0	0	0	0	0
11/6	N.Y. JETS	1/0	0	0	0	0.0	0.0	0	0	0	0	0
11/13	at San Diego	1/0	1	1	0	0.0	0.0	0	0	0	0	0
11/20	at Los Angeles	1/0	0	0	0	0.0	0.0	0	0	0	0	0
11/27	SAN FRANCISCO											
2016 TOTALS		5/0	1	1	0	0.0	0.0	0	0	0	0	0

SINGLE-GAME HIGHS

CAREER HIGHS

Tackles: 1 three times, last: at San Diego (11/13/16)

Sacks: -

Interceptions: -

Passes Defensed: 1 vs. San Diego (12/24/16)

Forced Fumbles: -

Fumble Recoveries: -

SEASON HIGHS

Tackles: 1 at San Diego (11/13/16)

Sacks: -

Interceptions: -

Passes Defensed: -

Forced Fumbles: -

Fumble Recoveries: -



11 // WR

DeVANTE PARKER

HT: 6-3 // WT: 212 // BORN: 1/20/93
 COLLEGE: LOUISVILLE '15 // ACQUIRED: D1, 2015
 NFL: SECOND SEASON // DOLPHINS: SECOND SEASON

KEY TRANSACTIONS

- Originally a first-round draft selection (14th overall) of the Dolphins in the 2015 NFL Draft

five receptions for 103 yards (20.6 avg.) in the 31-24 victory at **San Diego (11/13)** ... Longest catch on the day was for 56 yards ... Also hauled in a 41-yard reception on third-and-18 with 6:08 left in the game ... Recorded two receptions for 8 yards (4.0 avg.) vs. **N.Y. Jets (11/6)** ... Caught three passes for 20 yards (6.7 yards) in the 28-25 victory vs. **Buffalo (10/23)** ... Longest catch in the day was a 9-yard reception for a first down in the third quarter ... Recorded five catches for 28 yards (5.6 avg.) vs. **Pittsburgh (10/16)** ... His 11-yard reception in the third quarter placed the Dolphins at first-and-goal, setting the Dolphins up for a RB Jay Ajayi 1-yard touchdown run ... Caught two passes for 70 yards (35.0 avg.) vs. **Tennessee (10/9)** ... Hauled in a 50-yard reception from QB Ryan Tannehill in the third quarter ... Recorded two receptions for 20 yards (10.0 avg.) at **Cincinnati (9/29)** ... His longest catch on the day was a 15-yard pass from QB Ryan Tannehill for a first down in the fourth quarter ... Registered three catches for 51 yards (17.0 avg.) and one touchdown vs. **Cleveland (9/25)** ... Hauled in a 26-yard touchdown reception from QB Ryan Tannehill in the first quarter... Made his 2016 debut for the Dolphins at **New England (9/18)** ... Recorded a career-high eight receptions and matched his career high with 106 yards (13.3 avg.) ... Hauled in a 28-yard catch in the third quarter ... Marked his second-consecutive 100-yard receiving game dating back to 2015 ... All eight receptions came in the second half ... Inactive due to injury at **Seattle (9/11)**.

DeVANTE PARKER'S NFL REGULAR SEASON STATISTICS													
YEAR	TEAM	GP	GS	RECEIVING					RUSHING				
				NO	YDS	AVG	LG	TD	ATT	YDS	AVG	LG	TD
2015	Miami	14	4	26	494	19.0	49	3	0	0	0.0	0	0
2016	Miami	10	5	41	549	13.4	56	2	0	0	0.0	0	0
NFL TOTALS		24	9	67	1,043	15.6	56	5	0	0	0.0	0	0

2016 GAME-BY-GAME STATISTICS

DATE	OPPONENT	P/S	RECEIVING					RUSHING					W/L	SCORE	
			NO	YDS	AVG	LG	TD	ATT	YDS	AVG	LG	TD			
9/11	at Seattle		INACTIVE												
9/18	at New England	1/1	8	106	13.3	28	0	0	0	0.0	0	0	L	24-31	
9/25	CLEVELAND	1/1	3	51	17.0	26t	1	0	0	0.0	0	0	W	30-24 (OT)	
9/29	at Cincinnati	1/1	2	20	10.0	15	0	0	0	0.0	0	0	L	7-22	
10/9	TENNESSEE	1/0	2	70	35.0	50	0	0	0	0.0	0	0	L	17-30	
10/16	PITTSBURGH	1/0	5	28	5.6	11	0	0	0	0.0	0	0	W	30-15	
10/23	BUFFALO	1/0	3	20	6.7	9	0	0	0	0.0	0	0	W	28-25	
11/6	N.Y. JETS	1/0	2	8	4.0	4	0	0	0	0.0	0	0	W	27-23	
11/13	at San Diego	1/1	5	103	20.6	56	0	0	0	0.0	0	0	W	31-24	
11/20	at Los Angeles	1/1	8	79	9.9	15	1	0	0	0.0	0	0	W	14-10	
11/27	SAN FRANCISCO	1/0	3	64	21.3	46	0	0	0	0.0	0	0	W	31-24	
2016 TOTALS		10/5	41	549	13.4	56	2	0	0	0.0	0	0			

SINGLE-GAME HIGHS

CAREER HIGHS

Receptions: 8 twice, last: at Los Angeles (11/20/16)

Receiving Yards: 106 twice, last: at New England (9/18/16)

Longest Reception: 56 at San Diego (11/13/16)

TD Receptions: 1 four times, last: at Los Angeles (11/20/16)

Rushes: -

Rushing Yards: -

Longest Rush: -

SEASON HIGHS

Receptions: 8 twice, last: at Los Angeles (11/20/16)

Receiving Yards: 106 at New England (9/18/16)

Longest Reception: 56 at San Diego (11/13/16)

TD Receptions: 1 twice, last: at Los Angeles (11/20/16)

Rushes: -

Rushing Yards: -

Longest Rush: -



42 // LB

**SPENCER
PAYSINGER**

HT: 6-2 // WT: 249 // BORN: 6/28/88
 COLLEGE: OREGON '11 // ACQUIRED: UFA, 2015 (NYG)
 NFL: SIXTH SEASON // DOLPHINS: SECOND SEASON

- KEY TRANSACTIONS**
- Signed by the Dolphins as an unrestricted free agent on 4/2/15
 - Originally signed as an undrafted college free agent by N.Y. Giants on 7/28/11

2016 - Played, but did not record any statistics vs. **San Francisco (11/27)** ... Registered five tackles (four solo) in the 14-10 win at **Los Angeles (11/20)** ... Appeared on special teams, but did not record any statistics at **San Diego (11/13)** ... Led the team with five solo tackles and one fumble recovery in the 27-23 win vs. **N.Y. Jets (11/6)** ... Played, but did not record any statistics vs. **Buffalo (10/23)** ... Registered two solo tackles vs. **Pittsburgh (10/16)** ...

Recorded two solo tackles vs. **Tennessee (10/9)** ... Tallied two tackles (one solo) and one pass defensed at **Cincinnati (9/29)** ... Broke up a QB Andy Dalton pass intended for RB Giovani Bernard in the first quarter ... Inactive due to injury vs. **Cleveland (9/25)** ... Recorded one assisted special teams tackle at **New England (9/18)** ... Recorded one special teams tackle at **Seattle (9/11)**.

SPENCER PAYSINGER'S NFL REGULAR SEASON STATISTICS																	
YEAR	TEAM	GP	GS	TACKLES					INTERCEPTIONS					FUMBLES			
				TOT	SOLO	ASST	SK	YDS	NO	YDS	LG	TD	PD	FF	FR	YDS	
2011	N.Y. Giants	15	0	5	5	0	0.0	0.0	0	0	0	0	0	0	0	1	0
2012	N.Y. Giants	16	3	19	11	8	0.0	0.0	0	0	0	0	0	0	1	1	0
2013	N.Y. Giants	16	10	66	58	8	1.0	0.0	0	0	0	0	1	0	1	0	
2014	N.Y. Giants	15	1	5	4	1	0.0	0.0	0	0	0	0	0	0	0	0	
2015	Miami	14	0	10	8	2	0.0	0.0	0	0	0	0	0	0	0	0	
2016	Miami	10	0	16	14	2	0.0	0.0	0	0	0	0	1	0	1	0	
NFL TOTALS		86	14	121	100	21	1.0	0.0	0	0	0	0	2	1	4	0	

2016 GAME-BY-GAME STATISTICS

DATE	OPPONENT	P/S	TCK	SOLO	AST	SK	YDS	INT	YDS	PD	FF	FR
9/11	at Seattle	1/0	0	0	0	0.0	0.0	0	0	0	0	0
9/18	at New England	1/0	0	0	0	0.0	0.0	0	0	0	0	0
9/25	CLEVELAND						INACTIVE					
9/29	at Cincinnati	1/0	2	1	1	0.0	0.0	0	0	1	0	0
10/9	TENNESSEE	1/0	2	2	0	0.0	0.0	0	0	0	0	0
10/16	PITTSBURGH	1/0	2	2	0	0.0	0.0	0	0	0	0	0
10/23	BUFFALO	1/0	0	0	0	0.0	0.0	0	0	0	0	0
11/6	N.Y. JETS	1/0	5	5	0	0.0	0.0	0	0	0	0	1
11/13	at San Diego	1/0	0	0	0	0.0	0.0	0	0	0	0	0
11/20	at Los Angeles	1/0	5	4	1	0.0	0.0	0	0	0	0	0
11/27	SAN FRANCISCO	1/0	0	0	0	0.0	0.0	0	0	0	0	0
2016 TOTALS		10/0	16	14	2	0.0	0.0	0	0	1	0	1

SINGLE-GAME HIGHS

CAREER HIGHS

Tackles: 9 vs. Philadelphia (10/6/13)

Sacks: 1 at Kansas City (9/29/13)

Interceptions: –

Passes Defensed: 1 twice, last: at Cincinnati (9/29/16)

Forced Fumbles: 1 at Carolina (9/20/12)

Fumble Recoveries: 1 four times, last: vs. N.Y. Jets (11/6/16)

SEASON HIGHS

Tackles: 5 twice, last: at Los Angeles (11/20/16)

Sacks: –


Interceptions: –

Passes Defensed: 1 at Cincinnati (9/29/16)

Forced Fumbles: –

Fumble Recoveries: 1 vs. N.Y. Jets (11/6/16)





97 // DT

JORDAN PHILLIPS

HT: 6-6 // WT: 335 // BORN: 10/15/92
 COLLEGE: OKLAHOMA '15 // ACQUIRED: D2, 2015
 NFL: SECOND SEASON // DOLPHINS: SECOND SEASON

KEY TRANSACTIONS

- Originally a second-round selection (52nd overall) of the Dolphins in the 2015 NFL Draft

(10/16), but did not record any statistics ... Totaled two tackles (one solo) vs. **Tennessee (10/9)** ... Registered two solo tackles and one tackle for loss at **Cincinnati (9/29)** ... Started vs. **Cleveland (9/25)**, but did not record any statistics ... Totaled two assisted tackles at **New England (9/18)** ... Recorded four assisted tackles, 0.5 sacks and one QBH in the season opener at **Seattle (9/11)** ... Pushed Seattle's left guard into QB Russell Wilson, causing a fumble recovered by the Dolphins.

JORDAN PHILLIPS' NFL REGULAR SEASON STATISTICS

YEAR	TEAM	GP	GS	TACKLES					INTERCEPTIONS					FUMBLES		
				TOT	SOLO	ASST	SK	YDS	NO	YDS	LG	TD	PD	FF	FR	YDS
2015	Miami	15	4	19	14	5	2.0	14.0	0	0	0	0	4	0	0	0
2016	Miami	11	11	16	7	9	0.5	0.0	1	17	17	0	1	0	0	0
NFL TOTALS		26	15	35	21	14	2.5	14.0	1	17	17	0	5	0	0	0

2016 GAME-BY-GAME STATISTICS

DATE	OPPONENT	P/S	TCK	SOLO	AST	SK	YDS	INT	YDS	PD	FF	FR
9/11	at Seattle	1/1	4	0	4	0.5	0.0	0	0	0	0	0
9/18	at New England	1/1	2	0	2	0.0	0.0	0	0	0	0	0
9/25	CLEVELAND	1/1	0	0	0	0.0	0.0	0	0	0	0	0
9/29	at Cincinnati	1/1	2	2	0	0.0	0.0	0	0	0	0	0
10/9	TENNESSEE	1/1	2	1	1	0.0	0.0	0	0	0	0	0
10/16	PITTSBURGH	1/1	0	0	0	0.0	0.0	0	0	0	0	0
10/23	BUFFALO	1/1	1	0	1	0.0	0.0	0	0	0	0	0
11/6	N.Y. JETS	1/1	1	1	0	0.0	0.0	1	17	1	0	0
11/13	at San Diego	1/1	2	1	1	0.0	0.0	0	0	0	0	0
11/20	at Los Angeles	1/1	2	2	0	0.0	0.0	0	0	0	0	0
11/27	SAN FRANCISCO	1/1	0	0	0	0.0	0.0	0	0	0	0	0
2016 TOTALS		11/11	16	7	9	0.5	0.0	1	17	1	0	0

SINGLE-GAME HIGHS


CAREER HIGHS

Tackles: 4 twice, last: at Seattle (9/11/16)
Sacks: 1 twice, last: at Buffalo (11/8/15)
Interceptions: 1 vs. N.Y. Jets (11/6/16)
Passes Defensed: 2 vs. Dallas (11/22/15)
Forced Fumbles: –
Fumble Recoveries: –

SEASON HIGHS

Tackles: 4 at Seattle (9/11/16)
Sacks: 0.5 at Seattle (9/11/16)
Interceptions: 1 vs. N.Y. Jets (11/6/16)
Passes Defensed: 1 vs. N.Y. Jets (11/6/16)
Forced Fumbles: –
Fumble Recoveries: –





40 // CB

**LAFAYETTE
PITTS**

HT: 5-11 // WT: 196 // BORN: 9/24/92
 COLLEGE: PITTSBURGH '16 // ACQUIRED: FA, 2016
 NFL: ROOKIE SEASON // DOLPHINS: ROOKIE SEASON

KEY TRANSACTIONS

- Signed by the Dolphins as an undrafted college free agent on 5/6/16

2016 - Made one assisted special teams tackle vs. **San Francisco (11/27)** ... Played on special teams, but did not record any statistics Weeks 10-11 ... Activated to the 53-man roster on 11/7 ... Spent Weeks 1-9 on the Dolphins' practice squad.

LAFAYETTE PITTS' NFL REGULAR SEASON STATISTICS

YEAR	TEAM	GP	GS	TACKLES					INTERCEPTIONS					FUMBLES			
				TOT	SOLO	ASST	SK	YDS	NO	YDS	LG	TD	PD	FF	FR	YDS	
2016	Miami	3	0	0	0	0	0.0	0.0	0	0	0	0	0	0	0	0	0
NFL TOTALS		3	0	0	0	0	0.0	0.0	0	0	0	0	0	0	0	0	0

2016 GAME-BY-GAME STATISTICS

DATE	OPPONENT	P/S	TCK	SOLO	AST	SK	YDS	INT	YDS	PD	FF	FR
9/11	at Seattle											
9/18	at New England											
9/25	CLEVELAND											
9/29	at Cincinnati											
10/9	TENNESSEE											
10/16	PITTSBURGH											
10/23	BUFFALO											
11/6	N.Y. JETS											
11/13	at San Diego	1/0	0	0	0	0.0	0.0	0	0	0	0	0
11/20	at Los Angeles	1/0	0	0	0	0.0	0.0	0	0	0	0	0
11/27	SAN FRANCISCO	1/0	0	0	0	0.0	0.0	0	0	0	0	0
2016 TOTALS		3/0	0	0	0	0.0	0.0	0	0	0	0	0

SINGLE-GAME HIGHS

CAREER HIGHS

Tackles: -

Sacks: -

Interceptions: -

Passes Defensed: -

Forced Fumbles: -

Fumble Recoveries: -

SEASON HIGHS

Tackles: -

Sacks: -

Interceptions: -

Passes Defensed: -

Forced Fumbles: -

Fumble Recoveries: -




51 // C

**MIKE
POUNCEY**

HT: 6-5 // WT: 299 // BORN: 7/24/89
 COLLEGE: FLORIDA '11 // ACQUIRED: D1, 2011
 NFL: SIXTH SEASON // DOLPHINS: SIXTH SEASON

KEY TRANSACTIONS

- Originally a first-round draft selection (15th overall) of the Dolphins in the 2011 NFL Draft

2016 - Inactive due to injury Weeks 11-12 ... Started in the 31-24 win at **San Diego (11/13)** ... QB Ryan Tannehill completed 17-of-24 throws (70.1 pct.) for 240 yards and two touchdowns ... Tannehill posted a season high 130.6 QB rating ... Also blocked for a run game that amassed 106 yards (4.2 avg.) and one touchdown on 25 attempts ... Started in the 27-23 victory vs. **N.Y. Jets (11/6)** ... Protected QB Ryan Tannehill who completed 17-of-28 (60.7 pct.) passes for 149

yards and one touchdown ... Also blocked for RB Jay Ajayi who carried the ball 24 times for 111 yards (4.6 avg.) and one touchdown ... This was the third consecutive game Ajayi topped the 100-yard rushing mark ... Started in the 28-25 win vs. **Buffalo (10/23)** ... Protected QB Ryan Tannehill who completed 15-of-25 passes (60 pct.) for 204 yards and one touchdown ... Tannehill also posted a 99.4 QB rating on the day ... Blocked for RB Jay Ajayi who rushed for a career-high 214 yards, the third most in a single game in franchise history ... Started vs. **Pittsburgh (10/16)** ... Protected QB Ryan Tannehill who completed 24-of-32 throws (75.0 pct.), earning a 97.4 QB rating ... Part of an o-line that did not allow a sack on the day ... Also blocked for RB Jay Ajayi who rushed for 204 yards, the fourth-most in a single game in team history ... Marked his first football game at any level against twin brother C Maurkice Pouncey ... Made his first start of the season vs. **Tennessee (10/9)** ... Helped QB Ryan Tannehill complete 12-of-18 passes (66.7 pct.) for 191 yards ... Blocked for RB Jay Ajayi who rushed for a career-high 13 attempts and 42 yards ... Inactive due to injury at **Cincinnati (9/29)** ... Inactive due to injury vs. **Cleveland (9/25)** ... Inactive due to injury at **New England (9/18)** ... Inactive due to injury at **Seattle (9/11)** ... Elected as a season-long team captain by his teammates.

MIKE POUNCEY'S NFL REGULAR SEASON STATISTICS

GAMES/STARTS: 2011: 16/16, 2012: 16/16, 2013: 14/14, 2014: 12/12, 2015: 14/14, 2016: 5/5

NFL TOTALS: 77/77



30 // S

**BACARRI
RAMBO**

HT: 6-0 // WT: 211 // BORN: 6/27/90
 COLLEGE: GEORGIA '13 // ACQUIRED: FA, 2016
 NFL: FOURTH SEASON // DOLPHINS: FIRST SEASON

- KEY TRANSACTIONS**
- Signed by the Dolphins as a free agent on 10/25/16
 - Originally a sixth-round selection (191st overall) of Washington in the 2013 NFL Draft

2016 - Recorded a season-high seven tackles (four solo), one quarterback hit and one pass defended in the 31-24 victory vs. **San Francisco (11/27)** ... Totaled five tackles (three solo) at **Los Angeles (11/20)** ... Tallied five tackles (three solo) ... Registered one assisted tackle at **San Diego (11/13)** ... Made Dolphins debut vs. **N.Y. Jets (11/6)** ... Recorded one solo tackle ... Signed by the Dolphins as a free agent on 10/25 ... Not on an NFL roster Weeks 1-7.

BACARRI RAMBO'S NFL REGULAR SEASON STATISTICS																	
YEAR	TEAM	GP	GS	TACKLES					INTERCEPTIONS					FUMBLES			
				TOT	SOLO	ASST	SK	YDS	NO	YDS	LG	TD	PD	FF	FR	YDS	
2013	Washington	11	3	38	29	9	1.0	4.0	0	0	0	0	0	0	0	0	0
2014	Washington	2	0	2	1	1	0.0	0.0	0	0	0	0	0	0	0	0	0
	Buffalo	4	0	2	1	1	0.0	0.0	2	44	28	0	2	0	0	0	0
2015	Buffalo	15	8	58	44	14	1.0	8.0	1	0	0	0	6	2	1	0	0
2016	Miami	4	1	14	8	6	0.0	0.0	0	0	0	0	2	0	0	0	0
NFL TOTALS		36	12	113	83	31	2.0	12.0	3	44	28	0	10	2	1	0	0


2016 GAME-BY-GAME STATISTICS

DATE	OPPONENT	P/S	TCK	SOLO	AST	SK	YDS	INT	YDS	PD	FF	FR
9/11	at Seattle											
9/18	at New England											
9/25	CLEVELAND											
9/29	at Cincinnati											
10/9	TENNESSEE											
10/16	PITTSBURGH											
10/23	BUFFALO											
11/6	N.Y. JETS	1/0	1	1	0	0.0	0.0	0	0	0	0	0
11/13	at San Diego	1/0	1	0	1	0.0	0.0	0	0	1	0	0
11/20	at Los Angeles	1/0	5	3	2	0.0	0.0	0	0	0	0	0
11/27	SAN FRANCISCO	1/1	7	4	3	0.0	0.0	0	0	1	0	0
2016 TOTALS		4/1	14	8	6	0.0	0.0	0	0	2	0	0

SINGLE-GAME HIGHS

	CAREER HIGHS	SEASON HIGHS
Tackles:	10 vs. Philadelphia (9/9/13)	7 vs. San Francisco (11/27/16)
Sacks:	1 twice, last: vs. Houston (12/6/15)	–
Interceptions:	2 vs. Green Bay (12/14/14)	–
Passes Defended:	3 vs. Houston (12/6/15)	1 twice, last: vs. San Francisco (11/27/16)
Forced Fumbles:	2 at N.Y. Jets (11/12/15)	–
Fumble Recoveries:	1 at N.Y. Jets (11/12/15)	–





80 // TE

DION SIMS

HT: 6-4 // WT: 271 // BORN: 2/18/91
COLLEGE: MICHIGAN STATE '13 // ACQUIRED: D4B, 2013
NFL: FOURTH SEASON // DOLPHINS: FOURTH SEASON

KEY TRANSACTIONS

- Originally a fourth-round selection (106th overall) of the Dolphins in the 2013 NFL Draft

2016 - Led the team with four receptions for 53 yards (13.3 avg.) and one touchdown in the 31-24 victory vs. **San Francisco (11/27)** ... Caught a 16-yard TD pass in the second quarter to put Miami up 14-7 ... Recorded three receptions for 20 yards (6.7 avg.) in the 14-10 win at **Los Angeles (11/20)** ... Returned to action at **San Diego (11/13)**, but did not record any statistics ... Inactive due to injury Weeks 7-9 ... Started vs. **Pittsburgh (10/16)** ... Caught

one pass for 12 yards (12.0 avg.) ... Left the game due to injury in the third quarter ... Recorded one catch for 6 yards vs. **Tennessee (10/9)** .. Started at **Cincinnati (9/29)** ... Recorded one reception for 9 yards ... Tallied four receptions for 45 yards (11.5 avg.) vs. **Cleveland (9/25)** ... Longest catch on the day was an 18-yard pass from QB Ryan Tannehill ... Recorded one catch for 21 yards at **New England (9/18)** ... Played, but did not record any statistics at **Seattle (9/11)**.

DION SIMS' NFL REGULAR SEASON STATISTICS

YEAR	TEAM	GP	GS	RECEIVING					RUSHING				
				NO	YDS	AVG	LG	TD	ATT	YDS	AVG	LG	TD
2013	Miami	15	5	6	32	5.3	8	1	0	0	0.0	0	0
2012	Miami	14	2	24	284	11.8	38	2	0	0	0.0	0	0
2015	Miami	13	4	18	127	7.1	22	1	0	0	0.0	0	0
2016	Miami	9	6	15	167	11.1	23	1	0	0	0.0	0	0
NFL TOTALS		51	17	63	610	9.7	38	5	0	0	0.0	0	0

2016 GAME-BY-GAME STATISTICS

DATE	OPPONENT	P/S	RECEIVING					RUSHING					W/L	SCORE
			NO	YDS	AVG	LG	TD	ATT	YDS	AVG	LG	TD		
9/11	at Seattle	1/0	0	0	0.0	0	0	0	0	0.0	0	0	L	10-12
9/18	at New England	1/0	1	21	21.0	21	0	0	0	0.0	0	0	L	24-31
9/25	CLEVELAND	1/0	4	46	11.5	18	0	0	0	0.0	0	0	W	30-24 (OT)
9/29	at Cincinnati	1/1	1	9	9.0	9	0	0	0	0.0	0	0	L	7-22
10/9	TENNESSEE	1/1	1	6	6.0	6	0	0	0	0.0	0	0	L	17-30
10/16	PITTSBURGH	1/1	1	12	12.0	12	0	0	0	0.0	0	0	W	30-15
10/23	BUFFALO		INACTIVE											
11/6	N.Y. JETS		INACTIVE											
11/13	at San Diego	1/1	0	0	0.0	0	0	0	0	0.0	0	0	W	31-24
11/20	at Los Angeles	1/1	3	20	6.7	9	0	0	0	0.0	0	0	W	14-10
11/27	SAN FRANCISCO	1/1	4	53	13.3	23	1	0	0	0.0	0	0	W	31-24
2016 TOTALS		9/6	15	167	11.1	23	1	0	0	0.0	0	0		

SINGLE-GAME HIGHS

CAREER HIGHS

Receptions: 4 five times, last: vs. San Francisco (11/27/16)

Receiving Yards: 58 at N.Y. Jets (12/1/14)

Longest Reception: 38 at Jacksonville (10/26/14)

TD Receptions: 1 five times, last: vs. San Francisco (11/27/16)

SEASON HIGHS

Receptions: 4 twice, last: vs. San Francisco (11/27/16)

Receiving Yards: 53 vs. San Francisco (11/27)

Longest Reception: 21 at New England (9/18/16)

TD Receptions: 1 vs. San Francisco (11/27/16)



65 // C/G

ANTHONY
STEEN

HT: 6-3 // WT: 313 // BORN: 5/9/90
COLLEGE: ALABAMA '14 // ACQUIRED: FA, 2016
NFL: FIRST SEASON // DOLPHINS: FIRST SEASON

KEY TRANSACTIONS

- Signed by the Dolphins as a free agent on 1/5/16
- Originally signed as an undrafted college free agent by Arizona on 5/12/14

2016 - Started at center for an injured C Mike Pouncey vs. **San Francisco (11/27)** ... Played on an o-line that helped QB Ryan Tannehill complete 20-of-30 passes (66.7 pct.) for 285 yards and three touchdowns ... Tannehill also earned a 130.6 QB rating, tied for the second-best mark of his career ... Started at center for an injured C Mike Pouncey at **Los Angeles (11/20)** ... Protected QB Ryan Tannehill, who completed 24-of-34 (70.6 pct.) passes for 172 yards and

two touchdowns ... Played on special teams, but did not record any statistics at **San Diego (11/13)** ... Saw action on offense for one snap ... Appeared on special teams, but did not record any statistics Weeks 7-9 ... Played vs. **Pittsburgh (10/16)** ... Entered the game at left guard for three plays in place of an injured G/T Laremy Tunsil ... Saw action on special teams, but did not record any statistics vs. **Tennessee (10/9)** ... Inactive due to injury at **Cincinnati (9/29)** ... Started vs. **Cleveland (9/25)** ... Protected QB Ryan Tannehill who completed 25-of-39 passes (64.1 pct.) for 319 yards and three touchdowns ... Also blocked for a Dolphins run game that rushed for 115 yards and one touchdown on 25 attempts (4.6 avg.) ... Left the game due to injury in the fourth quarter ... Started at **New England (9/18)** ... Helped QB Ryan Tannehill compete 32-of-45 passes for 389 yards and two touchdowns ... O-line did not allow a sack in the game... Also blocked for the Dolphins run game, which totaled 16 attempts for 70 yards (4.4 avg.) and one touchdown ... Appeared in first NFL game and started at **Seattle (9/11)** ... Protected QB Ryan Tannehill who completed 16-of-29 for 186 yards and a 74.8 QB rating.

ANTHONY STEEN'S NFL REGULAR SEASON STATISTICS

GAMES/STARTS: 2016: 10/5

NFL TOTALS: 10/5





10 // WR

KENNY STILLS

HT: 6-0 // WT: 195 // BORN: 4/22/92
COLLEGE: OKLAHOMA '13 // ACQUIRED: T, 2015 (NO)
NFL: FOURTH SEASON // DOLPHINS: SECOND SEASON

- #### KEY TRANSACTIONS
- Acquired by the Dolphins in a trade (NO) on 3/13/15
 - Originally a fifth-round selection (144th overall) of New Orleans in the 2013 NFL Draft

receptions for 47 yards (23.5 avg.) and one touchdown in the 31-24 victory at **San Diego (11/13)** ... Hauled in a 39-yard touchdown catch in the second quarter for Miami's first score of the game ... Caught one pass for 11 yards vs. **N.Y. Jets (11/6)** ... Left the game due to illness in the second quarter ... Recorded five receptions for 100 yards (20.0 avg.) and one touchdown in the 28-25 win vs. **Buffalo (10/23)** ... Reached the 100-yard receiving benchmark for the first time this season ... Caught a 66-yard touchdown pass from QB Ryan Tannehill with 2:24 remaining in the fourth quarter to put Miami up 28-17 ... Caught two passes for 12 yards (6.0 avg.) vs. **Pittsburgh (10/16)** ... Played, but did not record any statistics vs. **Tennessee (10/9)** ... Registered one catch for a 74-yard touchdown at **Cincinnati (9/29)** ... His 74-yard touchdown reception came on the second play of the game for the Dolphins offense ... This is his longest reception as a member of the Dolphins and ranks No. 2 in his career ... Recorded five receptions for 76 yards (15.2 avg.) vs. **Cleveland (9/25)** ... Caught a 28-yard pass from QB Ryan Tannehill in the second quarter ... Hauled in two receptions for 39 yards (19.5 avg) and one touchdown at **New England (9/18)** ... His 24-yard touchdown reception came in the third quarter ... Recorded one catch for 16 yards (16.0 avg.) at **Seattle (9/11)**.

KENNY STILLS' NFL REGULAR SEASON STATISTICS													
YEAR	TEAM	GP	GS	RECEIVING					RUSHING				
				NO	YDS	AVG	LG	TD	ATT	YDS	AVG	LG	TD
2013	New Orleans	16	10	32	641	20.0	76t	5	3	10	3.3	4	0
2014	New Orleans	15	6	63	931	14.8	69t	3	1	-2	-2.0	-2	0
2015	Miami	16	8	27	440	16.3	47t	3	0	0	0.0	0	0
2016	Miami	11	11	26	480	18.5	74t	5	0	0	0.0	0	0
NFL TOTALS		58	35	148	2,492	16.8	76t	16	4	8	2.0	4	0

2016 GAME-BY-GAME STATISTICS


DATE	OPPONENT	P/S	RECEIVING					RUSHING					W/L	SCORE
			NO	YDS	AVG	LG	TD	ATT	YDS	AVG	LG	TD		
9/11	at Seattle	1/1	1	16	16.0	16	0	0	0	0.0	0	0	L	10-12
9/18	at New England	1/1	2	39	19.5	24t	1	0	0	0.0	0	0	L	24-31
9/25	CLEVELAND	1/1	5	76	15.2	28	0	0	0	0.0	0	0	W	30-24 (OT)
9/29	at Cincinnati	1/1	1	74	74.0	74t	1	0	0	0.0	0	0	L	7-22
10/9	TENNESSEE	1/1	0	0	0.0	0	0	0	0	0.0	0	0	L	17-30
10/16	PITTSBURGH	1/1	2	12	6.0	7	0	0	0	0.0	0	0	W	30-15
10/23	BUFFALO	1/1	5	100	20.0	66t	1	0	0	0.0	0	0	W	28-25
11/6	N.Y. JETS	1/1	1	11	11.0	11	0	0	0	0.0	0	0	W	27-23
11/13	at San Diego	1/1	2	47	23.5	39t	1	0	0	0.0	0	0	W	31-24
11/20	at Los Angeles	1/1	4	33	8.3	15	0	0	0	0.0	0	0	W	14-10
11/27	SAN FRANCISCO	1/1	3	72	24.0	43t	1	0	0	0.0	0	0	W	31-24
2016 TOTALS		11/11	26	480	18.5	74t	5	0	0	0.0	0	0		

SINGLE-GAME HIGHS

CAREER HIGHS		
Receptions:	8	vs. Baltimore (11/24/14)
Receiving Yards:	162	at Pittsburgh (11/30/14)
Longest Reception:	76t	vs. Tampa Bay (12/29/13)
TD Receptions:	2	vs. Buffalo (10/27/13)
Rushes:	1	four times, last: vs. Bal. (11/24/14)
Rushing Yards:	4	vs. Buffalo (10/27/13)
Longest Rush:	4	vs. Buffalo (10/27/13)

SEASON HIGHS		
Receptions:	5	twice, last: vs. Buffalo (10/23/16)
Receiving Yards:	100	vs. Buffalo (10/23/16)
Longest Reception:	74t	at Cincinnati (9/29/16)
TD Receptions:	1	five times, last: vs. San Francisco (11/27/16)
Rushes:	–	
Rushing Yards:	–	
Longest Rush:	–	





93 // DT

NDAMUKONG SUH

HT: 6-4 // WT: 305 // BORN: 1/6/87
COLLEGE: NEBRASKA '09 // ACQUIRED: UFA, 2015 (DET.)
NFL: SEVENTH SEASON // DOLPHINS: SECOND SEASON

KEY TRANSACTIONS

- Signed by the Dolphins as an unrestricted free agent on 3/11/15
- Originally a first-round selection (second overall) by Detroit in the 2010 NFL Draft

2016 - Recorded three solo tackles, one tackle for loss and two quarterback hits in the 31-24 win vs. **San Francisco (11/27)** ... Tackled QB Colin Kaepernick short of the goal line with LB Kiko Alonso on the final play of the game ... Served as a game captain ... Totaled six tackles (three solo) and one pass defended in the 14-10 victory at **Los Angeles (11/20)** ... Also served as a game captain ...

Recorded five tackles (three solo), 0.5 sacks and one pass defended in the 31-24 win at **San Diego (11/13)** ... Split a sack with DE Andre Branch for a loss of 6 yards in the fourth quarter ... Also broke up a QB Philip Rivers pass intended for WR Dontrelle Inman ... Registered five tackles (four solo), one sack and one pass defended in the 27-23 victory vs. **N.Y. Jets (11/6)** ... Sacked QB Ryan Fitzpatrick for a loss of 8 yards on third-and-6 in the fourth quarter, ending the Jets' final drive of the game and forcing a punt ... Also broke up a pass intended for WR Quincy Enunwa in the second quarter on third-and-3, holding the Jets to a field goal ... Served as a game captain ... Recorded two tackles (one solo), one sack, one tackle for loss and four quarterback hits in the 28-25 victory vs. **Buffalo (10/23)** ... Sacked QB Tyrod Taylor for a loss of 6 yards on third-and-6 in the fourth quarter, forcing Buffalo to punt ... Started his 100th career game in the 30-15 win vs. **Pittsburgh (10/16)** ... Made two tackles (one solo) ... Part of a defense that held QB Ben Roethlisberger to 57.1 QB rating, the 15th lowest single-game rating of his career ... Registered one solo tackle vs. **Tennessee (10/9)** ... Recorded five tackles (three solo) and one QBH at **Cincinnati (9/29)** ... Totaled five tackles (three solo), 1.5 sacks, one tackle for loss and one QBH vs. **Cleveland (9/25)** ... His 1.5 sacks on QB Cody Kessler were for a loss of 7.5 yards ... Led the team with 12 tackles (four solo) at **New England (9/18)** ... His 12 tackles on the day were a career high ... Recorded four tackles (two solo), one sack, one tackle for loss, three QBHs and one pass defended at **Seattle (9/11)** ... Sacked QB Russell Wilson for a 13-yard loss in the third quarter ... Reached 300 career total tackles.

NDAMUKONG SUH'S NFL REGULAR SEASON STATISTICS

YEAR	TEAM	GP	GS	TACKLES					INTERCEPTIONS					FUMBLES		
				TOT	SOLO	ASST	SK	YDS	NO	YDS	LG	TD	PD	FF	FR	YDS
2010	Detroit	16	16	66	49	17	10.0	47.5	1	20	20	0	3	1	1	17
2011	Detroit	14	14	36	26	10	4.0	31.0	0	0	0	0	1	0	0	0
2012	Detroit	16	16	34	24	10	8.0	67.0	0	0	0	0	2	0	0	0
2013	Detroit	16	16	49	36	13	5.5	43.5	0	0	0	0	6	1	0	0
2014	Detroit	16	16	53	44	9	8.5	54.5	0	0	0	0	3	0	0	0
2015	Miami	16	16	61	39	22	6.0	41.0	0	0	0	0	5	0	0	0
2016	Miami	11	11	51	29	22	5.0	37.5	0	0	0	0	4	0	0	0
NFL TOTALS		105	105	350	247	103	47.0	322.0	1	20	20	0	24	2	1	17

2016 GAME-BY-GAME STATISTICS

DATE	OPPONENT	P/S	TCK	SOLO	AST	SK	YDS	INT	YDS	PD	FF	FR
9/11	at Seattle	1/1	4	2	2	1.0	13.0	0	0	1	0	0
9/18	at New England	1/1	12	4	8	0.0	0.0	0	0	0	0	0
9/25	CLEVELAND	1/1	5	3	2	1.5	7.5	0	0	0	0	0
9/29	at Cincinnati	1/1	5	3	2	0.0	0.0	0	0	0	0	0
10/9	TENNESSEE	1/1	1	1	0	0.0	0.0	0	0	0	0	0
10/16	PITTSBURGH	1/1	2	1	1	0.0	0.0	0	0	0	0	0
10/23	BUFFALO	1/1	2	1	1	1.0	6.0	0	0	0	0	0
11/6	N.Y. JETS	1/1	5	4	1	1.0	8.0	0	0	1	0	0
11/13	at San Diego	1/1	5	3	2	0.5	3.0	0	0	1	0	0
11/20	at Los Angeles	1/1	6	3	3	0.0	0.0	0	0	1	0	0
11/27	SAN FRANCISCO	1/1	3	3	0	0.0	0.0	0	0	0	0	0
2016 TOTALS		11/11	51	29	22	5.0	37.5	0	0	4	0	0

SINGLE-GAME HIGHS


CAREER HIGHS

Tackles: 12 at New England (9/18/16)
Sacks: 2 five times, last: vs. Hou. (10/25/15)
Interceptions: 1 vs. St. Louis (10/10/10)
Passes Defended: 2 three times, last: vs. Hou. (10/25/15)
Forced Fumbles: 1 twice, last: vs. Chicago (9/29/13)
Fumble Recoveries: 1 vs. Washington (10/31/10)

SEASON HIGHS

Tackles: 12 at New England (9/18/16)
Sacks: 1.5 vs. Cleveland (9/25/16)
Interceptions: –
Passes Defended: 1 four times, last: at Los Angeles (11/20/16)
Forced Fumbles: –
Fumble Recoveries: –





17 // QB

**RYAN
TANNEHILL**

HT: 6-4 // WT: 216 // BORN: 7/27/88
 COLLEGE: TEXAS A&M '12 // ACQUIRED: D1, 2012
 NFL: FIFTH SEASON // DOLPHINS: FIFTH SEASON

KEY TRANSACTIONS

- Originally a first-round draft selection (eighth overall) of the Dolphins in the 2012 NFL Draft

2016 - During Miami's six-game winning streak, Tannehill has completed 117-of-173 passes (67.6 pct.) for 1,302 yards, nine touchdowns and one interception, earning a 104.7 QB rating ... Completed 20-of-30 passes (66.7 pct.) for 285 yards and three touchdowns in the 31-24 victory vs. **San Francisco (11/27)** ... Posted a 130.6 QB rating, which is tied for the second-best rating in his career ... Also rushed six times for 34 yards (5.7 avg.) ... Hit TE Dion Sims for a 16-yard

go-ahead touchdown, giving Miami a 14-7 lead with 2:17 remaining in the second quarter ... This marked the 100th touchdown pass of his career ... Threw a 43-yard strike to WR Kenny Stills in the third quarter, extending Miami's lead to 24-14 ... His third touchdown of the day was a 15-yard catch by WR Leonte Carroo, giving Miami a 31-14 lead ... Completed 24-of-34 (70.1 pct.) passes for 172 yards and two touchdowns in the 14-10 win at **Los Angeles (11/20)** ... Also rushed twice for 19 yards (9.5 avg.) ... This was the 13th come-from-behind win of Tannehill's career and his fourth in the past four games ... In Miami's final two drives, Tannehill completed 12-of-13 throws (92.3 pct) for 115 yards and two touchdowns ... Became the franchise's all-time leading rusher as a quarterback (1,011 yards), surpassing Hall of Fame QB Bob Griese (994) ... Completed 17-of-24 throws (70.1 pct) for 240 yards and two touchdowns in the 31-24 victory at **San Diego (11/13)** ... Also posted a season-high 130.6 QB rating, the second best in his career ... Completed 17-of-28 (60.7 pct.) passes for 149 yards and one touchdown in the 27-23 win vs. **N.Y. Jets (11/6)** ... Hit TE Dominique Jones for a 1-yard touchdown in the second quarter to go ahead 14-10 before halftime ... Completed 15-of-25 passes (60.0 pct) for 204 yards, one touchdown and a 99.4 QB rating in the 28-25 victory over **Buffalo (10/23)** ... Rushed six times for 21 yards (3.5 avg.) ... Longest run on the day was for 13 yards in the third quarter, setting up a RB Jay Ajayi 4-yard touchdown run ... Delivered a 66-yard strike for a touchdown to WR Kenny Stills with 2:24 remaining the the fourth quarter, putting Miami up 28-17 ... Marked a career-high five games that Tannehill has hit on a pass of 50-plus yards this season ... He is the only quarterback in the NFL that has five games with a 50-plus yard completion ... Completed 24-of-32 throws for 252 yards (75.0 pct.) and a 97.4 QB rating in the 30-15 victory vs. **Pittsburgh (10/16)** ... Also rushed twice for 3 yards (1.5 avg.) ... His 53-yard pass to TE MarQueis Gray in the second quarter was the longest on the day ... With the win, he moved into sole possession of fourth place on the team's all-time winningest quarterbacks chart .. Completed 12-of-18 passes (66.7 pct.) for 191 yards vs. **Tennessee (10/9)** ... Threw a 58-yard pass to RB Damien Williams in the second quarter, setting up a RB Jay Ajayi 4-yard touchdown run to tie the game ... Also connected with WR DeVante Parker for a 50-yard pass in the third quarter ... This was the fourth game of Tannehill's career with two or more 50-yard completions in the same game ... Completed 15-of-25 passes for 189 yards and one touchdown at **Cincinnati (9/29)** ... Posted a 80.3 QB rating ... Threw a 74-yard touchdown pass to WR Kenny Stills on the second play of the game ... Completed 25-of-39 passes (61.4 pct.) for 319 yards and three touchdowns in the 30-24 (OT) victory vs. **Cleveland (9/25)** ... Posted a 93.9 QB rating ... Also rushed once for 2 yards ... Led a three-play, 44-yard touchdown drive in overtime that won the game ... It was the eighth game-winning drive that Tannehill has led in his career and his first since Nov. 15, 2015 ... Completed 32-of-45 passes (71.1 pct.) for 387 yards and two touchdowns at **New England (9/18)** ... Posted a 93.7 QB rating ... His 387 passing yards and 32 completions both rank No. 3 in his career ... Also rushed six times for 35 yards (5.8 avg.) ... Went 22-of-27 (81.5 pct) for 273 yards and two touchdowns in the second half ... The 273 second-half passing yards were the most of his career in a single half and tied for the sixth-most in franchise history ... Completed 16-of-29 passes for 186 yards (55.2 pct.) and a 74.8 QB rating at **Seattle (9/11)** ... Also rushed five times for 17 yards (3.4 avg.) and one touchdown ... Scored a 2-yard touchdown run in the fourth quarter with 4:08 remaining in the game ... Completed 4-of-5 passes (80.0 pct.) for 82 yards on a go-ahead drive in the fourth quarter ... Selected by teammates to serve as a team captain for the 2016 season.

RYAN TANNEHILL'S NFL REGULAR SEASON PASSING STATISTICS

YEAR	TEAM	GP	GS	ATT	CMP	PCT	YDS	YDS ATT	TD	INT	LG	SK	YDS LST	RATE
2012	Miami	16	16	484	282	58.3	3,294	6.8	12	13	80t	35	234	76.1
2013	Miami	16	16	588	355	60.4	3,913	6.7	24	17	67	58	399	81.7
2014	Miami	16	16	590	392	66.4	4,045	6.9	27	12	50	46	337	92.8
2015	Miami	16	16	586	363	61.9	4,208	7.2	24	12	54t	45	420	88.7
2016	Miami	11	11	329	217	66.0	2,574	7.8	15	8	74t	26	194	94.7
NFL TOTALS		75	75	2,577	1,609	62.4	18,034	7.0	102	62	80t	210	1,584	86.4

Career Regular Season Record As A Starter: 7-9 in 2012; 8-8 in 2013; 8-8 in 2014; 6-10 in 2015; 7-4 in 2016 for a total of 36-39.

RYAN TANNEHILL'S NFL REGULAR SEASON RUSHING STATISTICS

YEAR	TEAM	NO	YDS	AVG	LG	TD
2012	Miami	49	211	4.3	31	2
2013	Miami	40	238	6.0	48	1
2014	Miami	56	311	5.6	40	1
2015	Miami	32	141	4.4	28	1
2016	Miami	33	144	4.4	18	1
NFL TOTALS		210	1,045	5.0	48	6



2016 GAME-BY-GAME STATISTICS

DATE	OPPONENT	P/S	PASSING								RUSHING				W/L	SCORE
			ATT	CMP	YDS	PCT	TD	INT	LG	SK/YDS	ATT	YDS	LG	TD		
9/11	at Seattle	1/1	29	16	186	55.2	0	0	50	5/36	5	17	11	1	L	10-12
9/18	at New England	1/1	45	32	387	71.1	2	2	33	0/0	6	35	17	0	L	24-31
9/25	CLEVELAND	1/1	39	25	319	64.1	3	2	42t	1/8	1	2	2	0	W	30-24 (OT)
9/29	at Cincinnati	1/1	25	15	189	60.0	1	1	74t	5/29	0	0	0	0	L	7-22
10/9	TENNESSEE	1/1	18	12	191	66.7	0	2	58	6/42	0	0	0	0	L	17-30
10/16	PITTSBURGH	1/1	32	24	252	75.0	0	0	53	0/0	2	3	4	0	W	30-15
10/23	BUFFALO	1/1	25	15	204	60.0	1	0	66t	1/6	6	21	13	0	W	28-25
11/6	N.Y. JETS	1/1	28	17	149	60.7	1	0	24	1/12	2	-3	-1	0	W	27-23
11/13	at San Diego	1/1	24	17	240	70.8	2	0	56	1/9	3	16	18	0	W	31-24
11/20	at Los Angeles	1/1	34	24	172	70.6	2	1	15	4/30	2	19	10	0	W	14-10
11/27	SAN FRANCISCO	1/1	30	20	285	66.7	3	0	46	2/22	6	34	17	0	W	31-24
2016 TOTALS		11/11	329	217	2,574	66.0	15	8	74t	26/194	33	144	18	1		

SINGLE-GAME HIGHS

CAREER HIGHS

Pass Attempts:	58	at N.Y. Jets (11/29/15)
Pass Completions:	35	vs. Minnesota (12/21/14)
Yards Passing:	431	at Arizona (9/30/12)
TD Passes:	4	twice, last: vs. Houston (10/25/15)
Longest Pass:	80t	at Arizona (9/30/12)
Completion Pct. (Min. 10 att.)	94.7	vs. Houston (10/25/15)
Passer Rating:	158.3	vs. Houston (10/25/15)
Rush Attempts:	8	vs. Jacksonville (12/16/12)
Rushing Yards:	56	at Pittsburgh (12/8/13)
Long Run:	48	at Pittsburgh (12/8/13)
Rushing TDs:	1	six times, last: at Seattle (9/11/16)

SEASON HIGHS

Pass Attempts:	45	at New England (9/18/16)
Pass Completions:	32	at New England (9/18/16)
Yards Passing:	389	at New England (9/18/16)
TD Passes:	3	twice, last: vs. San Francisco (11/27/16)
Longest Pass:	74t	at Cincinnati (9/29/16)
Completion Pct. (Min. 10 att.)	75.0	vs. Pittsburgh (10/16/16)
Passer Rating:	130.6	twice, last: vs. San Francisco (11/27/16)
Rush Attempts:	6	three times, last: vs. SF (11/27/16)
Rushing Yards:	35	at New England (9/18/16)
Long Run:	18	at San Diego (11/13/16)
Rushing TDs:	1	at Seattle (9/11/16)



31 // S

MICHAEL THOMAS

HT: 5-11 // WT: 193 // BORN: 3/17/90
 COLLEGE: STANFORD '12 // ACQUIRED: FA, 2013
 NFL: FOURTH SEASON // DOLPHINS: FOURTH SEASON

- KEY TRANSACTIONS**
- Signed by the Dolphins off San Francisco's practice squad on 12/10/13
 - Signed by San Francisco as an undrafted college free agent on 5/4/12

quarterback hit vs. **N.Y. Jets (11/6)** ... Also recorded one special teams tackle ... Started vs. **Buffalo (10/23)** ... Totaled three tackles (two solo) ... Also made one assisted special teams tackle ... Recorded one solo tackle vs. **Pittsburgh (10/16)** ... Also made one special teams tackle ... Registered three tackles (two solo) and one tackle for loss vs. **Tennessee (10/9)** ... Also made three special teams tackles (two solo) ... Tallied three tackles (two solo) at **Cincinnati (9/29)** ... Also made one special teams tackle and one assisted special teams tackle ... Recorded one solo tackle vs. **Cleveland (9/25)** ... Also tallied one special teams tackle ... Registered three tackles (two solo), one sack and a forced fumble at **New England (9/18/16)** ... Sacked QB Jacoby Brissett for a loss of 8 yards and a forced fumble in the fourth quarter ... The forced fumble and sack were both the first of his career ... Recorded one assisted tackle at **Seattle (9/11)** ... Also registered one special teams tackle ... Serves as a season-long captain for the Dolphins.


MICHAEL THOMAS' NFL REGULAR SEASON STATISTICS																			
YEAR	TEAM	GP	GS	TACKLES					INTERCEPTIONS					FUMBLES					
				TOT	SOLO	ASST	SK	YDS	NO	YDS	LG	TD	PD	FF	FR	YDS			
2012	San Francisco			PRACTICE SQUAD															
2013	Miami	3	0	2	2	0	0.0	0.0	1	0	0	0	2	0	0	0			
2014	Miami	8	2	8	6	2	0.0	0.0	0	0	0	0	0	0	0	0			
2015	Miami	16	13	71	56	15	0.0	0.0	0	0	0	0	2	0	0	0			
2016	Miami	11	6	18	12	6	1.0	14.0	0	0	0	0	1	1	0	0			
NFL TOTALS		38	21	99	76	23	1.0	14.0	1	0	0	0	5	1	0	0			

2016 GAME-BY-GAME STATISTICS

DATE	OPPONENT	P/S	TCK	SOLO	AST	SK	YDS	INT	YDS	PD	FF	FR
9/11	at Seattle	1/1	1	0	1	0.0	0.0	0	0	0	0	0
9/18	at New England	1/0	3	2	1	1.0	14.0	0	0	0	1	0
9/25	CLEVELAND	1/1	1	1	0	0.0	0.0	0	0	0	0	0
9/29	at Cincinnati	1/0	3	2	1	0.0	0.0	0	0	0	0	0
10/9	TENNESSEE	1/0	3	2	1	0.0	0.0	0	0	0	0	0
10/16	PITTSBURGH	1/0	1	1	0	0.0	0.0	0	0	0	0	0
10/23	BUFFALO	1/1	3	2	1	0.0	0.0	0	0	0	0	0
11/6	N.Y. JETS	1/1	1	1	0	0.0	0.0	0	0	0	0	0
11/13	at San Diego	1/1	2	1	1	0.0	0.0	0	0	0	0	0
11/20	at Los Angeles	1/1	0	0	0	0.0	0.0	0	0	0	0	0
11/27	SAN FRANCISCO	1/0	0	0	0	0.0	0.0	0	0	1	0	0
2016 TOTALS		11/6	18	12	6	1.0	14.0	0	0	1	1	0

SINGLE-GAME HIGHS

CAREER HIGHS		SEASON HIGHS	
Tackles:	11 at San Diego (12/20/15)	Tackles:	3 four times, last: vs. Buffalo (10/23/16)
Sacks:	1 at New England (9/18/16)	Sacks:	1 at New England (9/18/16)
Interceptions:	1 vs. New England (12/15/13)	Interceptions:	–
Passes Defended:	2 vs. New England (12/15/13)	Passes Defended:	1 vs. San Francisco (11/27/16)
Forced Fumbles:	1 at New England (9/18/16)	Forced Fumbles:	1 at New England (9/18/16)
Fumble Recoveries:	–	Fumble Recoveries:	–

67 // G/T

LAREMY TUNSIL

HT: 6-5 // WT: 316 // BORN: 8/2/94
 COLLEGE: MISSISSIPPI '16 // ACQUIRED: D1, 13
 NFL: ROOKIE SEASON // DOLPHINS: ROOKIE SEASON

KEY TRANSACTIONS

- Originally a first-round draft selection (13th overall) of the Dolphins in the 2016 NFL Draft

2016 - Inactive due to injury vs. **San Francisco (11/27)** ... Started at left tackle for an injured T Branden Albert at **Los Angeles (11/20)** ... Protected QB Ryan Tannehill, who completed 24-of-34 (70.6 pct.) passes for 172 yards and two touchdowns ... Started in the 31-24 win at **San Diego (11/13)** ... Moved to left tackle for 11 plays in place of an injured T Branden Albert before returning to left guard ... QB Ryan Tannehill completed 17-of-24 throws (70.1 pct.) for 240

yards and two touchdowns ... Tannehill posted a season high 130.6 QB rating ... Also blocked for a run game that amassed 106 yards (4.2 avg.) and one touchdown on 25 attempts ... Started in the 27-23 victory vs. **N.Y. Jets (11/6)** ... Protected QB Ryan Tannehill who completed 17-of-28 (60.7 pct.) passes for 149 yards and one touchdown ... Also blocked for RB Jay Ajayi who carried the ball 24 times for 111 yards (4.6 avg.) and one touchdown ... This was the third consecutive game Ajayi topped the 100-yard rushing mark ... Started in the 28-25 win vs. **Buffalo (10/23)** ... Protected QB Ryan Tannehill who completed 15-of-25 passes (60 pct.) for 204 yards and one touchdown ... Tannehill also posted a 99.4 QB rating on the day ... Blocked for RB Jay Ajayi who rushed for a career-high 214 yards, the third most in a single game in franchise history ... Started vs. **Pittsburgh (10/16)** ... Protected QB Ryan Tannehill who completed 24-of-32 throws (75.0 pct.), earning a 97.4 QB rating ... Part of an o-line that did not allow a sack on the day ... Also blocked for RB Jay Ajayi who rushed for 204 yards, the fourth-most in a single game in team history ... Inactive due to injury vs. **Tennessee (10/9)** ... Started at left tackle at **Cincinnati (9/29)** ... Became the first offensive lineman in franchise history to start at least one game at guard and tackle in his rookie season ... Protected QB Ryan Tannehill's blindside as he completed 15-of-25 passes (60 pct.) for 189 yards and one touchdown ... Started vs. **Cleveland (9/25)** ... Protected QB Ryan Tannehill who completed 25-of-39 passes (64.1 pct.) for 319 yards and three touchdowns ... Also blocked for a Dolphins run game that rushed for 115 yards and one touchdown on 25 attempts (4.6 avg.) ... Started at **New England (9/18)** ... Protected QB Ryan Tannehill, who completed 32-of-45 passes for 389 yards and two touchdowns ... O-line did not allow a sack in the game... Also blocked for the Dolphins run game, which totaled 16 attempts for 70 yards (4.4 avg.) and one touchdown ... Made NFL and Dolphins debut as a starter at **Seattle (9/11)** ... Played left guard and protected QB Ryan Tannehill who completed 16-of-29 passes for 186 yards.

LAREMY TUNSIL'S NFL REGULAR SEASON STATISTICS

GAMES/STARTS: 2016: 9/9

NFL TOTALS: 9/9




60 // C/G

**KRAIG
URBIK**

HT: 6-5 // WT: 334 // BORN: 9/23/85
 COLLEGE: WISCONSIN '09 // ACQUIRED: FA, 2016
 NFL: EIGHTH SEASON // DOLPHINS: EIGHTH SEASON

KEY TRANSACTIONS

- Signed by the Dolphins as a free agent on 3/22/16
- Originally a third-round selection (79th overall) of the Steelers in the 2009 NFL Draft

24-of-34 (70.6 pct.) passes for 172 yards and two touchdowns ... Played at **San Diego (11/13)** ... Entered the game at left guard for 11 plays in place of G/T Laremy Tunsil who moved to left tackle ... Also appeared on special teams ... Played on special teams vs., but did not record any statistics Weeks 1-2, 5 and 7-9 ... Played vs. **Pittsburgh (10/16)** ... Entered the game at right guard for six plays ... Started at center at **Cincinnati (9/29)** ... Protected QB Ryan Tannehill, who completed 15-of-25 passes (60 pct.) for 189 yards and one touchdown ... Entered the game at center due to C/G Anthony Steen injury's in the fourth quarter vs. **Cleveland (9/25)** ... Protected QB Ryan Tannehill who completed 25-of-39 passes (64.1 pct.) for 319 yards and three touchdowns ... Also blocked for a Dolphins run game that rushed for 115 yards and one touchdown on 25 attempts (4.6 avg.).

2016 - Started at left guard for an injured G/T Laremy Tunsil vs. **San Francisco (11/27)** ... Played on an o-line that helped QB Ryan Tannehill complete 20-of-30 passes (66.7 pct.) for 285 yards and three touchdowns ... Tannehill also earned a 130.6 QB rating, tied for the second-best mark of his career ... Started at left guard at **Los Angeles (11/20)** ... Protected QB Ryan Tannehill, who completed

KRAIG URBIK'S NFL REGULAR SEASON STATISTICS

GAMES/STARTS: (Buffalo) 2010: 10/2, 2011: 13/13, 2012: 13/13, 2013: 16/16, 2014: 16/9, 2015: 16/4, (Miami) 2016: 11/3 **NFL TOTALS: 95/60**





49 // LB

ZACH VIGIL

HT: 6-2 // WT: 240 // BORN: 3/28/91
 COLLEGE: UTAH STATE '15 // ACQUIRED: FA, 2015
 NFL: SECOND SEASON // DOLPHINS: SECOND SEASON

KEY TRANSACTIONS

- Originally signed by the Dolphins as an undrafted college free agent on 5/8/15

2016 - Played on special teams, but did not record any statistics Weeks 10-12 ... Appeared in his first Dolphins game of the season vs. **N.Y. Jets (11/6)** ... Played on special teams, but did not record any statistics ... Activated to the 53-man roster on 11/5 ... Spent Weeks 1-8 on the Reserve/Non-Football Injury List.

ZACH VIGIL'S NFL REGULAR SEASON STATISTICS

YEAR	TEAM	GP	GS	TACKLES					INTERCEPTIONS					FUMBLES			
				TOT	SOLO	ASST	SK	YDS	NO	YDS	LG	TD	PD	FF	FR	YDS	
2015	Miami	16	2	11	8	3	0.0	0.0	0	0	0	0	0	0	0	0	0
2016	Miami	4	0	0	0	0	0.0	0.0	0	0	0	0	0	0	0	0	0
NFL TOTALS		20	2	11	8	3	0.0	0.0	0	0	0	0	0	0	0	0	0

2016 GAME-BY-GAME STATISTICS

DATE	OPPONENT	P/S	TCK	SOLO	AST	SK	YDS	INT	YDS	PD	FF	FR
9/11	at Seattle											
9/18	at New England											
9/25	CLEVELAND											
9/29	at Cincinnati											
10/9	TENNESSEE											
10/16	PITTSBURGH											
10/23	BUFFALO											
11/6	N.Y. JETS	1/0	0	0	0	0.0	0.0	0	0	0	0	0
11/13	at San Diego	1/0	0	0	0	0.0	0.0	0	0	0	0	0
	at Los Angeles	1/0	0	0	0	0.0	0.0	0	0	0	0	0
11/27	SAN FRANCISCO	1/0	0	0	0	0.0	0.0	0	0	0	0	0
2016 TOTALS		4/0	0	0	0	0.0	0.0	0	0	0	0	0

SINGLE-GAME HIGHS

CAREER HIGHS

Tackles: 3 twice, last: vs, Indianapolis (12/27/15)

Sacks: -

Interceptions: -

Passes Defensed: -

Forced Fumbles: -

Fumble Recoveries: -

SEASON HIGHS

Tackles: -


Sacks: -

Interceptions: -

Passes Defensed: -

Forced Fumbles: -

Fumble Recoveries: -

91 // DE
CAMERON WAKE

HT: 6-3 // WT: 263 // BORN: 1/30/82
COLLEGE: PENN STATE '05 // ACQUIRED: FA, 2009
NFL: EIGHTH SEASON // DOLPHINS: EIGHTH SEASON

KEY TRANSACTIONS

- Signed as a free agent by the Dolphins on 1/19/09
- Originally signed with the Giants as an undrafted college free agent on 5/6/05

victory at **Los Angeles (11/20)** ... Sacked QB Jared Goff on third-and-4 for a loss of 9 yards with 2:32 remaining in the second quarter, forcing the Rams to punt ... Registered three solo tackles and two sacks in the 31-24 win at **San Diego (11/13)** ... Combined with DE Mario Williams to sack QB Philip Rivers for a loss of 3 yards in the third quarter ... Totaled four solo tackles, two sacks and two forced fumbles in the 27-23 victory vs. **N.Y. Jets (11/6)** ... Recorded two strip-sacks on QB Ryan Fitzpatrick in the first half ... This was his 15th career game with two-or-more sacks, which ranks No. 2 in team history behind DE/LB Jason Taylor (25) ... Started vs. **Buffalo (10/23)** ... Recorded two tackles (one solo), 1.5 sacks, one tackle for loss and two quarterback hits ... Sacked QB Tyrod Taylor for a loss of 5 yards on third-and-12 in the first quarter, forcing Buffalo to punt ... Split a sack with DE Andre Branch for a loss of 6 yards in the fourth quarter ... Made first start of the season vs. **Pittsburgh (10/16)** ... Registered two tackles (one solo tackle) and a half sack .. Split a sack with DE Andre Branch on third down for a loss of 4.5 yards, forcing the Steelers to punt ... Tallied two solo tackles vs. **Tennessee (10/9)** ... Played, but did not record any statistics at **Cincinnati (9/29)** ... Recorded two tackles (one solo), one sack and one forced fumble vs. **Cleveland (9/25)** ... Sacked QB Cody Kessler for a loss of 7 yards in the first quarter and forced a fumble that was recovered by DE Jason Jones ... Played at **New England (9/18)** ... Recorded one QBH at **Seattle (9/11)** ... Elected by teammates to serve as a season-long team captain.

CAMERON WAKE'S NFL REGULAR SEASON STATISTICS

YEAR	TEAM	GP	GS	TACKLES					INTERCEPTIONS					FUMBLES		
				TOT	SOLO	ASST	SK	YDS	NO	YDS	LG	TD	PD	FF	FR	YDS
2009	Miami	14	1	11	10	1	5.5	28.5	0	0	0	0	1	1	0	0
2010	Miami	16	16	57	48	9	14.0	89.5	0	0	0	0	4	3	0	0
2011	Miami	16	14	42	37	5	8.5	47.5	0	0	0	0	2	0	0	0
2012	Miami	16	16	53	38	15	15.0	92.0	0	0	0	0	1	3	0	0
2013	Miami	15	15	37	29	8	8.5	56.0	0	0	0	0	0	2	1	0
2014	Miami	16	16	38	32	6	11.5	59.5	0	0	0	0	3	3	1	0
2015	Miami	7	7	9	7	2	7.0	39.0	0	0	0	0	1	4	0	0
2016	Miami	11	6	20	15	5	8.5	58.5	0	0	0	0	0	3	0	0
NFL TOTALS		111	91	267	216	51	78.5	470.5	0	0	0	0	12	19	2	0

2016 GAME-BY-GAME STATISTICS

DATE	OPPONENT	P/S	TCK	SOLO	AST	SK	YDS	INT	YDS	PD	FF	FR
9/11	at Seattle	1/0	0	0	0	0.0	0.0	0	0	0	0	0
9/18	at New England	1/0	0	0	0	0.0	0.0	0	0	0	0	0
9/25	CLEVELAND	1/0	2	1	1	1.0	7.0	0	0	0	1	0
9/29	at Cincinnati	1/0	0	0	0	0.0	0.0	0	0	0	0	0
10/9	TENNESSEE	1/0	2	2	0	0.0	0.0	0	0	0	0	0
10/16	PITTSBURGH	1/1	2	1	1	0.5	4.5	0	0	0	0	0
10/23	BUFFALO	1/1	2	1	1	1.5	8.0	0	0	0	0	0
11/6	N.Y. JETS	1/1	4	4	0	2.0	12.0	0	0	0	2	0
11/13	at San Diego	1/1	3	3	0	1.5	7.0	0	0	0	0	0
11/20	at Los Angeles	1/1	2	2	0	1.0	9.0	0	0	0	0	0
11/27	SAN FRANCISCO	1/1	3	2	1	1.0	9.0	0	0	0	0	0
2016 TOTALS		11/6	20	15	5	8.5	58.5	0	0	0	3	0

SINGLE-GAME HIGHS

	CAREER HIGHS
Tackles:	8 at Baltimore (11/7/10)
Sacks:	4.5 at Arizona (9/30/12)
Interceptions:	—
Passes Defensed:	2 at Buffalo (9/12/10)
Forced Fumbles:	2 four times, last: vs. N.Y. Jets (11/6/16)
Fumble Recoveries:	1 twice, last: at Chicago (10/19/14)

	SEASON HIGHS
Tackles:	4 vs. N.Y. Jets (11/6/16)
Sacks:	2 vs. N.Y. Jets (11/6/16)
Interceptions:	—
Passes Defensed:	—
Forced Fumbles:	2 vs. N.Y. Jets (11/6/16)
Fumble Recoveries:	—



26 // RB

DAMIEN WILLIAMS

HT: 5-11 // WT: 228 // BORN: 4/3/92
 COLLEGE: OKLAHOMA '14 // ACQUIRED: FA, 2014
 NFL: THIRD SEASON // DOLPHINS: THIRD SEASON

- KEY TRANSACTIONS**
- Originally signed by the Dolphins as an undrafted college free agent on 5/12/14

2016 - Carried the ball once for 7 yards vs. **San Francisco (11/27)** ... Also had two receptions for 11 yards (5.5 avg.) ... Recorded one special teams tackle at **Los Angeles (11/20)** ... Also served as a game captain ... Rushed twice for 2 yards (1.0 avg.) and one touchdown in the 31-24 win at **San Diego (11/13)** ... Also caught one pass for 18 yards and a touchdown ... Scored a 2-yard go-ahead touchdown run in the third quarter to put Miami up 14-10 ... Also caught

an 18-yard touchdown pass with 1:43 remaining in the third quarter to extend Miami's lead 21-17 ... Carried the ball five times for a season-high 29 yards (5.8 avg.) in the 27-23 win vs. **N.Y. Jets (11/6)** ... Also caught two passes for 20 yards (10.0 avg.) ... Longest run was for a career-high 23 yards ... Longest catch on the day was for 19 yards on third-and-9 in the second quarter ... Rushed four times for 16 yards (4.0 avg.) and one touchdown in the 28-25 win vs. **Buffalo (10/23)** ... Scored a 12-yard go-ahead touchdown with 3:56 remaining in the fourth quarter, putting Miami up 21-17 ... Carried the ball six times for 12 yards (2.0 avg.) and one touchdown in the 30-15 win vs. **Pittsburgh (10/16)** ... Also had two receptions for five yards (2.5 avg.) ... Scored first career rushing touchdown on a 1-yard run in the second quarter to put the Dolphins up 16-8 ... Rushed once for 3 yards vs. **Tennessee (10/9)** ... Also caught two passes for 67 yards (33.5 avg.) ... His 58-yard reception in the second quarter was a career high and set up a touchdown drive for Miami ... Carried the ball twice for 9 yards (4.5 avg.) at **Cincinnati (9/29)** ... Also caught one pass for 6 yards ... Rushed once for 15 yards vs. **Cleveland (9/25)** ... Recorded three receptions for 10 yards (3.3 avg.) and one touchdown ... His 10-yard touchdown reception from QB Ryan Tannehill came in the fourth quarter to extend Miami's lead ... Inactive at **New England (9/18)** ... Rushed twice for 9 yards (4.5 avg.) at **Seattle (9/11)** ... Also recorded one catch for 29 yards and returned one kickoff for 17 yards.

DAMIEN WILLIAMS' NFL REGULAR SEASON STATISTICS													
YEAR	TEAM	GP	GS	RUSHING					RECEIVING				
				ATT	YDS	AVG	LG	TD	NO	YDS	AVG	LG	TD
2014	Miami	16	0	36	122	3.4	19	0	21	187	8.9	32	1
2015	Miami	16	0	16	59	3.7	19	0	21	142	6.8	23	1
2016	Miami	10	0	24	102	4.3	23	3	14	166	11.9	58	2
NFL TOTALS		42	0	76	283	3.7	23	3	56	495	8.8	58	4

2016 GAME-BY-GAME STATISTICS

DATE	OPPONENT	P/S	RUSHING					RECEIVING					W/L	SCORE
			ATT	YDS	AVG	LG	TD	NO	YDS	AVG	LG	TD		
9/11	at Seattle	1/0	2	9	4.5	5	0	1	29	29.0	29	0	L	10-12
9/18	at New England		INACTIVE											
9/25	CLEVELAND	1/0	1	15	15.0	15	0	3	10	3.3	10t	1	W	30-24 (OT)
9/29	at Cincinnati	1/0	2	9	4.5	7	0	1	6	6.0	6	0	L	7-22
10/9	TENNESSEE	1/0	1	3	3.0	3	0	2	67	33.5	58	0	L	17-30
10/16	PITTSBURGH	1/0	6	12	2.0	10	1	2	5	2.5	5	0	W	30-15
10/23	BUFFALO	1/0	4	16	4.0	12t	1	0	0	0.0	0	0	W	28-25
11/6	N.Y. JETS	1/0	5	29	5.8	23	0	2	20	10.0	19	0	W	27-23
11/13	at San Diego	1/0	2	2	1.0	2t	1	1	18	18.0	18t	1	W	31-24
11/20	at Los Angeles	1/0	0	0	0.0	0	0	0	0	0.0	0	0	W	14-10
11/27	SAN FRANCISCO	1/0	1	7	7.0	7	0	2	11	5.5	6	0	W	31-24
2016 TOTALS		10/0	24	102	4.3	23	3	14	166	11.9	58	2		

SINGLE-GAME HIGHS

CAREER HIGHS

Rushes: 11 vs. San Diego (11/2/14)
Rushing Yards: 34 at Detroit (11/9/14)
Longest Run: 23 vs. N.Y. Jets (11/6/16)
TD Runs: 1 three times, last: at San Diego (11/13/16)


Receptions: 6 vs. Minnesota (12/21/14)
Receiving Yards: 67 vs. Tennessee (10/9/16)
Longest Reception: 58 vs. Tennessee (10/9/16)
TD Receptions: 1 four times, last: at San Diego (11/13/16)

SEASON HIGHS

Rushes: 6 vs. Pittsburgh (10/16/16)
Rushing Yards: 29 vs. N.Y. Jets (11/6/16)
Longest Run: 23 vs. N.Y. Jets (11/6/16)
TD Runs: 1 three times, last: at San Diego (11/13/16)

Receptions: 3 vs. Cleveland (9/25/16)
Receiving Yards: 67 vs. Tennessee (10/9/16)
Longest Reception: 58 vs. Tennessee (10/9/16)
TD Receptions: 1 twice, last: at San Diego (11/13/16)





94 // DE

MARIO WILLIAMS

HT: 6-6 // WT: 300 // BORN: 1/31/85
 COLLEGE: NORTH CAROLINA STATE '06 // ACQUIRED: FA, 2016
 NFL: 11TH SEASON // DOLPHINS: FIRST SEASON

KEY TRANSACTIONS

- Signed as a free agent by the Dolphins on 3/9/16
- Originally a first-round draft selection (1st overall) of Houston in the 2006 NFL Draft

vs. **Buffalo (10/23)** ... Tackled RB Mike Gillislee on a direct snap for a loss of 10 yards in the fourth quarter ... Made one solo tackle vs. **Pittsburgh (10/16)** ... Played, but did not record any statistics vs. **Tennessee (10/9)** ... Recorded three tackles (two solo) and one pass defended at **Cincinnati (9/29)** ... Broke up a QB Andy Dalton pass intended for WR Tyler Boyd in the first quarter ... Tallied one solo tackle, one tackle for loss and one QBH vs. **Cleveland (9/25)** ... Registered one solo tackle at **New England (9/18)** ... Made Dolphins debut and started at **Seattle (9/11)** ... Recorded two tackles (one solo), one sack, one tackle for loss and one QBH ... Sacked QB Russell Wilson for a 5-yard loss in the first quarter.

MARIO WILLIAMS' NFL REGULAR SEASON STATISTICS

YEAR	TEAM	GP	GS	TACKLES					INTERCEPTIONS					FUMBLES		
				TOT	SOLO	ASST	SK	YDS	NO	YDS	LG	TD	PD	FF	FR	YDS
2006	Houston	16	16	47	35	12	4.5	20.5	0	0	0	0	4	1	1	0
2007	Houston	16	16	59	43	16	14.0	82.5	0	0	0	0	1	2	1	38
2008	Houston	16	16	53	44	9	12.0	82.0	0	0	0	0	0	4	0	0
2009	Houston	16	16	43	38	5	9.0	52.0	0	0	0	0	3	2	1	0
2010	Houston	13	13	28	22	6	8.5	54.5	0	0	0	0	2	1	0	0
2011	Houston	5	5	11	10	1	5.0	29.0	0	0	0	0	1	1	0	0
2012	Buffalo	16	16	46	37	9	10.5	51.0	0	0	0	0	4	2	2	0
2013	Buffalo	16	16	38	28	10	13.0	77.5	0	0	0	0	3	1	0	0
2014	Buffalo	16	16	42	36	6	14.5	74.5	0	0	0	0	2	2	0	0
2015	Buffalo	15	15	19	15	4	5.0	28.0	0	0	0	0	0	0	0	0
2016	Miami	10	5	13	9	4	1.5	9.0	0	0	0	0	1	0	0	0
NFL TOTALS		155	150	399	317	82	97.5	556.5	0	0	-	0	21	16	5	38

2016 GAME-BY-GAME STATISTICS

DATE	OPPONENT	P/S	TCK	SOLO	AST	SK	YDS	INT	YDS	PD	FF	FR
9/11	at Seattle	1/1	2	1	1	1.0	5.0	0	0	0	0	0
9/18	at New England	1/1	1	1	0	0.0	0.0	0	0	0	0	0
9/25	CLEVELAND	1/1	1	1	0	0.0	0.0	0	0	0	0	0
9/29	at Cincinnati	1/1	3	2	1	0.0	0.0	0	0	1	0	0
10/9	TENNESSEE	1/1	0	0	0	0.0	0.0	0	0	0	0	0
10/16	PITTSBURGH	1/0	1	1	0	0.0	0.0	0	0	0	0	0
10/23	BUFFALO	1/0	2	2	0	0.0	0.0	0	0	0	0	0
11/6	N.Y. JETS	1/0	0	0	0	0.0	0.0	0	0	0	0	0
11/13	at San Diego	1/0	2	1	1	0.5	4.0	0	0	0	0	0
11/20	at Los Angeles						INACTIVE					
11/27	SAN FRANCISCO	1/0	1	0	1	0.0	0.0	0	0	0	0	0
2016 TOTALS		10/5	13	9	4	1.5	9.0	0	0	1	0	0

SINGLE-GAME HIGHS


CAREER HIGHS

Tackles: 7 four times, last: at Houston (11/4/12)
Sacks: 4.5 vs. Carolina (9/15/13)
Interceptions: -
Passes Defended: 2 at Washington (9/19/10)
Forced Fumbles: 1 16 times, last: vs. GB (12/14/14)
Fumble Recoveries: 1 five times, last: vs. Jax. (12/2/12)

SEASON HIGHS

Tackles: 3 at Cincinnati (9/29/16)
Sacks: 1 at Seattle (9/11/16)
Interceptions: -
Passes Defended: 1 at Cincinnati (9/29/16)
Forced Fumbles: -
Fumble Recoveries: -





75 // DE

NICK WILLIAMS

HT: 6-4 // WT: 309 // BORN: 2/21/90
COLLEGE: SAMFORD '13 // ACQUIRED: WAL, 2016 (KC).
NFL: THIRD SEASON // DOLPHINS: FIRST SEASON

KEY TRANSACTIONS

- Acquired from waivers by the Dolphins on 10/19/16
- Originally a seventh-round draft selection (223rd overall) of Pittsburgh in the 2013 NFL Draft

2016 - Played, but did not record any statistics vs. **San Francisco (11/27)** ... Inactive Weeks 7-11 ... Acquired off waivers by the Dolphins on 10/19 ... Waived by Kansas City on 10/18 ... Played, but did not record any statistics in Weeks 3 and 6 ... Registered two solo tackles at **Pittsburgh (10/2)** ... Made one solo tackle at **Houston (9/18)** ... Recorded two tackles (one solo) vs. **San Diego**

(9/11).

NICK WILLIAMS' NFL REGULAR SEASON STATISTICS																			
YEAR	TEAM	GP	GS	TACKLES					INTERCEPTIONS					FUMBLES					
				TOT	SOLO	ASST	SK	YDS	NO	YDS	LG	TD	PD	FF	FR	YDS			
2013	Pittsburgh			INJURED RESERVE															
2014	Kansas City	2	0	0	0	0	0.0	0.0	0	0	0	0	0	0	0	0	0		
2015	Kansas City	14	0	9	5	4	0.0	0.0	0	0	0	0	0	0	0	0	0		
2016	Kansas City	5	0	5	4	1	0.0	0.0	0	0	0	0	0	0	0	0	0		
	Miami	1	0	0	0	0	0.0	0.0	0	0	0	0	0	0	0	0	0		
NFL TOTALS		22	0	14	9	5	0.0	0.0	0	0	0	0	0	0	0	0	0		

2016 GAME-BY-GAME STATISTICS

DATE	OPPONENT	P/S	TCK	SOLO	AST	SK	YDS	INT	YDS	PD	FF	FR
9/11	at Seattle											
9/18	at New England											
9/25	CLEVELAND											
9/29	at Cincinnati											
10/9	TENNESSEE											
10/16	PITTSBURGH											
10/23	BUFFALO											
11/6	N.Y. JETS											
11/13	at San Diego											
11/20	at Los Angeles											
11/27	SAN FRANCISCO	1/0	0	0	0	0.0	0.0	0	0	0	0	0
2016 TOTALS		1/0	0	0	0	0.0	0.0	0	0	0	0	0

SINGLE-GAME HIGHS

CAREER HIGHS

Tackles: 3 at Minnesota (10/18/15)

Sacks: -

Interceptions: -

Passes Defensed: -

Forced Fumbles: -

Fumble Recoveries: -

SEASON HIGHS

Tackles: 2 twice, last: at Pittsburgh (10/2/16)


Sacks: -

Interceptions: -

Passes Defensed: -

Forced Fumbles: -

Fumble Recoveries: -

79 // T

SAM YOUNG

HT: **6-8** // WT: **315** // BORN: **6/24/87**
 COLLEGE: **NOTRE DAME '10** // ACQUIRED: **FA, 2016**
 NFL: **SEVENTH SEASON** // DOLPHINS: **FIRST SEASON**

- KEY TRANSACTIONS**
- Signed by the Dolphins as a free agent on 10/11/16
 - Originally a sixth-round draft selection (179th overall) of Dallas in the 2010 NFL Draft

2016 - Started at left tackle for an injured T Branden Albert vs. **San Francisco (11/27)** ... Played on an o-line that helped QB Ryan Tannehill complete 20-of-30 passes (66.7 pct.) for 285 yards and three touchdowns ... Tannehill also earned a 130.6 QB rating, tied for the second-best mark of his career ... Entered the game at left tackle in the second quarter for an injured G/T Laremy Tunsil at **Los Angeles (11/20)** ... Inactive Weeks 9-10 ... Played 14 snaps as an extra

offensive lineman vs. **Buffalo (10/23)** ... Inactive vs. **Pittsburgh (10/16)**.

SAM YOUNG'S NFL REGULAR SEASON STATISTICS

GAMES/STARTS: (Dallas) 2010: 2/0, (Buffalo) 2011: 4/0, 2012: 12/4, (Buffalo/Jacksonville) 2013: 15/0, (Jacksonville) 2014: 9/6, 2015: 16/3, (Miami) 2016: 3/1 **NFL TOTALS: 61/14**



SUPPLEMENTAL BIOS




SUPPLEMENTAL BIOS



64 // C
**JAKE
BRENDL**

HT: 6-4 // WT: 305 // BORN: 9/10/92
COLLEGE: UCLA '16 // ACQUIRED: FA, '16
NFL: ROOKIE // DOLPHINS: ROOKIE



56 // LB
**DONALD
BUTLER**

HT: 6-1 // WT: 242 // BORN: 10/17/88
COLLEGE: WASHINGTON '10 // ACQUIRED: FA, '16
NFL: SIXTH SEASON // DOLPHINS: FIRST SEASON

PRO CAREER

CAREER TRANSACTIONS: Signed to the Dolphins' active roster on Nov. 19, 2016 ... Signed to the Dolphins' practice squad on Oct. 11, 2016 ... Released from Dallas' practice squad on Sept. 22, 2016 ... Signed to Dallas' practice squad on Sept. 4, 2016 ... Waived by Dallas on Sept. 3, 2016 ... Originally signed by Dallas as an undrafted college free agent on May 6, 2016.

2016 (Cowboys/Dolphins) - Played one snap vs. San Francisco (11/27) ... Did not play at Los Angeles (11/20) ... Signed to the Dolphins' active roster on Nov. 19 ... Signed to the Dolphins' practice squad on Oct. 11 ... On Dallas' practice squad Weeks 1-2 ... Spent the offseason and training camp with Dallas.

COLLEGE

Four-year starter (2012-15) at UCLA ... Started all 52 games he played in his career ... Became UCLA's all-time leader in games started ... Started all 13 games as a senior in 2015 ... Named a team co-captain ... Finalist for the Campbell Trophy as the nation's top scholar-athlete ... Earned second-team All-Pac 12 honors (AP and coaches) ... Helped team allow just 14 sacks, the second-lowest in school history ... Started 12 games as a junior in 2014 ... Named a team co-captain ... Earned second-team All-Pac 12 honors ... Started all 13 games as a sophomore in 2013 ... Earned honorable mention All-Pac 12 honors ... Started all 14 games as a redshirt freshman in 2012 ... Earned first-team Freshman All-America honors by The Sporting News ... Named honorable mention All-Pac 12 by the conference's coaches ... Redshirted in 2011 ... Majored in economics.

PERSONAL

Attended Plano (Texas) East High School ... Served as a team captain ... Played defensive line as a freshman and sophomore ... Did not allow a sack as a junior or senior ... Earned all-district honors as a defensive lineman as a sophomore ... Born Sept. 10, 1992.

JAKE BRENDL'S NFL STATS

GAMES/STARTS: (Miami) 2016: 1/0 **NFL TOTALS: 1/0**

PRO CAREER

CAREER TRANSACTIONS: Signed by the Dolphins on Sept. 13, 2016 ... Released by Arizona on Sept. 2, 2016 ... Signed by Arizona on July 27, 2016 ... Released by San Diego on March 3, 2016 ... Originally a third-round selection (79th overall) by San Diego in the 2010 NFL draft.

2016 (Dolphins) - Tallied four assisted tackles vs. San Francisco (11/27) ... Played, but did not record any statistics Weeks 6, 10-11 ... Served as a game captain at San Diego (11/13) ... Made one solo tackle vs. N.Y. Jets (11/6) ... Recorded three solo tackles vs. Buffalo (10/23) ... Recorded six tackles (four solo) vs. Tennessee (10/9) ... Registered three tackles (two solo) and two tackles for loss in his first Dolphins start at Cincinnati (9/29) ... Made his Dolphins debut and recorded one assisted tackle vs. Cleveland (9/25) ... Inactive at New England (9/18) ... Signed with the Dolphins on Sept. 13.

2015 (Chargers) - Played in all 16 games with nine starts ... Totaled 40 tackles (24 solo), 0.5 sack, one forced fumble and one fumble recovery ... Started at Mike linebacker and recorded six tackles (four solo) in the season opener vs. Detroit (9/13) ... Matched his season high with six tackles (three solo), including a forced fumble and a fumble recovery, at Cincinnati (9/20) ... Tallied six tackles (five solo) vs. Oakland (10/25).

2014 (Chargers) - Played in 14 games with 13 starts ... Was on injured reserve for the final two games of the season ... Totaled 73 tackles (45 solo), one sack, two passes defended and three fumble recoveries ... Made two solo stops and recovered a fumble in the season opener at Arizona (9/8) ... Recorded nine tackles (four solo) and a half-sack at Buffalo (9/21) ... Recorded a season-high 10 tackles (seven solo) and one fumble recovery in win vs. Jacksonville (9/28) ... Totaled nine tackles (seven solo) and one pass defended at Oakland (10/12) ... Matched his season-high with 10 tackles (five solo) vs. Kansas City (10/19) ... Made three solo stops and had one fumble recovery and one pass defended vs. Oakland (11/16) ... Placed on injured reserve on Dec. 16.

2013 (Chargers) - Played in 13 games with 12 starts ... Inactive for three games due to injury ... Also started two postseason games and made 17 stops (13 solo) with one interception, one forced fumble and one pass defended in the playoffs ... Totaled 84 tackles (71 solo), 0.5 sack, one interception, one fumble recovery and four passes defended in the regular season ... Elected team captain ... Tallied a season-high 13 tackles (nine solo) and a half-sack in the season opener vs. Houston (9/9) ... Recovered a fumble and posted seven solo tackles vs. Denver (11/10) ... Recorded



SUPPLEMENTAL BIOS

10 tackles (nine solo) vs. Cincinnati (12/1) ... Intercepted QB Eli Manning and returned it 30 yards vs. N.Y. Giants (12/8) ... Had 10 tackles (nine solo), three tackles for loss and a pass defensed in an overtime victory vs. Kansas City (12/29) ... Totaled 12 tackles (nine solo) with two tackles for loss and a touchdown-saving forced fumble in the AFC Wild Card game at Cincinnati (1/5/14) ... Made five stops (four solo) and intercepted QB Peyton Manning in the AFC Divisional game at Denver (1/12/14).

2012 (Chargers) - Played in and started 12 games ... Was inactive for four games due to injury ... Totaled 78 tackles (50 solo), three sacks, one interception, four passes defensed and two forced fumbles ... Recorded a season-high 12 tackles (eight solo) and one tackle for loss vs. Atlanta (9/23) ... Earned AFC Defensive Player of the Week honors after he made six stops (four solo), 0.5 sack, and returned an interception for a 21-yard touchdown at Kansas City (9/30) ... Also intercepted a botched PAT in the Chiefs game ... Tallied 10 tackles (nine solo), one forced fumble and one pass defensed vs. Kansas City (11/1) ... Recorded eight tackles (seven solo) and one forced fumble at Denver (11/18) ... Had five tackles (two solo) and one sack at N.Y. Jets (12/23).

2011 (Chargers) - Started all 16 games ... Totaled 95 tackles (77 solo), two sacks, one interception, two passes defensed, two forced fumbles and one fumble recovery ... Started in his first NFL game and recorded six tackles (five solo) and one tackle for loss vs. Minnesota (9/11) ... Tallied his first career sack and nine tackles (six solo) at New England (9/18) ... Posted his first career interception, along with four solo tackles, at Denver (10/9) ... Had six solo stops, including three for loss, vs. Denver (11/27).

2010 (Chargers) - Placed on injured reserve on Aug. 31 and missed his entire rookie season.

COLLEGE

Four-year letterman (2006-09) at Washington ... Played in 42 career games with 27 starts ... Recorded career totals of 239 tackles (159 solo), 26.5 tackles for loss, three sacks, seven passes defensed, five forced fumbles and one fumble recovery ... Started all 12 games as a senior in 2009 ... Totaled 94 tackles (72 solo), 15.5 tackles for loss, three forced fumbles, two interceptions and a fumble recovery ... His 94 tackles led the team and ranked No. 3 in the Pac-10 ... Earned honorable mention All-America, second-team All-Pac-10 and Defensive Player of the Year honors ... Elected team co-captain ... Played in all 12 games with 11 starts as a junior in 2008 ... Earned the team's Most Improved Player on Defense award ... Started four games as a sophomore in 2007 ... Played in 10 games as a true freshman in 2006 ... Named team's Most Outstanding Freshman on defense ... Majored in construction management and business.

PERSONAL

Attended Del Campo High School in Sacramento, Calif. ... Rushed for 762 yards on 82 carries (9.3 avg.) and scored 16 touchdowns as a senior in 2005 ... Totaled 1,504 rushing yards and 22 touchdowns as a junior in 2004 ... Born Oct. 17, 1988.

DONALD BUTLER'S NFL STATS

YEAR	TEAM	GP	GS	TACK	SK	INT	PD	FF	FR
2011	San Diego	16	16	95	2.0	1	2	2	1
2012	San Diego	12	12	78	3.0	1	4	2	0
2013	San Diego	13	12	84	0.5	1	4	0	1
2014	San Diego	14	13	73	1.0	0	2	0	3
2015	San Diego	16	9	40	0.5	0	0	1	1
2016	Miami	9	4	18	0.0	0	0	0	0
NFL TOTALS		80	66	388	7.0	3	12	5	6



71 // T

BRYCE HARRIS

HT: 6-6 // WT: 300 // BORN: 1/16/89
COLLEGE: FRESNO STATE '12 // ACQUIRED: WAL., '16 (JAX.)
NFL: FIFTH SEASON // DOLPHINS: FIRST SEASON

PRO CAREER

CAREER TRANSACTIONS: Awarded off waivers to the Dolphins on Nov. 21, 2016 ... Waived by Jacksonville on Nov. 18, 2016 ... Signed by Jacksonville on Oct. 5, 2016 ... Released by Atlanta on Sept. 2, 2016 ... Awarded off waivers to Atlanta on Sept. 6, 2015 ... Waived by New Orleans on Sept. 5, 2015 ... Signed by New Orleans on Sept. 10, 2012 ... Signed to Atlanta's practice squad on Sept. 1, 2012 ... Waived by Atlanta on Aug. 31, 2012 ... Originally signed by Atlanta as an undrafted college free agent on April 30, 2012.

2016 (Falcons/Jaguars/Dolphins) - Did not play vs. San Francisco (11/27) ... Awarded off waivers to the Dolphins on Nov. 21 ... Inactive for five contests with Jacksonville ... Signed by Jacksonville on Oct. 5 ... Spent the offseason and training camp with Atlanta.

2015 (Saints/Falcons) - Inactive for 15 games ... Played in the 48-21 win vs. Houston (10/14) ... Awarded off waivers to Atlanta on Sept. 6 ... Spent the offseason and training camp with New Orleans.

2014 (Saints) - Played in all 16 games with two starts ... Started at left tackle vs. Atlanta (12/21) ... Started at left tackle in the season-ending victory at Tampa Bay (12/28).

2013 (Saints) - Played in all 16 games with one start ... Started at right tackle at New England (10/13) ... Helped protect QB Drew Brees who passed for 236 yards and two touchdowns.

2012 (Saints) - Played in two games with one start ... Inactive for seven contests and did not play in one ... Made his NFL debut at Oakland (11/18) ... Made his first NFL start vs. San Francisco (11/25) when he started at right tackle ... Placed on injured reserve on Nov. 27.



SUPPLEMENTAL BIOS

COLLEGE


Four-year letterman (2008-11) and three-year starter (2009-11) at Fresno State ... Finished his career with 39 consecutive starts ... Started all 13 games at left tackle as a senior in 2011 ... Earned first-team All-WAC honors by the league's coaches ... Helped the offense average 411.8 yards per game ... Blocked for running back Robbie Rouse, who led the WAC with 1,549 rushing yards, the third-most in a single season in school history ... Started all 12 games at left tackle as a junior in 2010 ... Started all 13 games as a sophomore in 2009 ... Helped pave the way for running back Ryan Mathews to lead the NCAA in rushing with 150.7 yards per game and a total of 1,808 rushing yards ... Moved from defensive tackle to offense and played special teams as a redshirt freshman in 2008 ... Redshirted in 2007 ... Majored in computer engineering.

PERSONAL

Attended Tulare (Calif.) Union High School ... Served as team captain ... Helped his team win the league as a senior in 2006 ... Born Jan. 16, 1989.

BRYCE HARRIS' NFL STATS

GAMES/STARTS: (Miami) 2016: 0/0, (Atlanta) 2015: 1/0, (New Orleans) 2014: 16/1, 2013: 16/1, 2012: 2/1
NFL TOTALS: 35/4



96 // DT

LEON
ORR

HT: 6-5 // WT: 320 // BORN: 2/11/92
 COLLEGE: FLORIDA '15 // ACQUIRED: FA, '16
 NFL: FIRST SEASON // DOLPHINS: FIRST SEASON

PRO CAREER

CAREER TRANSACTIONS: Signed to the Dolphins' active roster on Oct. 12, 2016 ... Signed to the Dolphins' practice squad on Sept. 20, 2016 ... Waived by Oakland on Aug. 29, 2016 ... Signed to Oakland's active roster on Dec. 12, 2015 ... Signed to Oakland's practice squad on Sept. 8, 2015 ... Waived by Oakland on Sept. 5, 2015 ... Originally signed by Oakland as an undrafted college free agent on May 8, 2015.

2016 (Dolphins) - Inactive vs. San Francisco (11/27) ... Played, but did not record any statistics in Weeks 6-9 and 11 ... Recorded one solo tackle at San Diego (11/13) ... Signed to the Dolphins' active roster on Oct. 12 ... Signed to the Dolphins' practice squad on Sept. 20 after spending the offseason and training camp with Oakland.

2015 (Raiders) - Played in three games ... Inactive for one game ... Spent the first 12 weeks of the season on Oakland's practice

squad before being signed to the active roster on Dec. 12 ... Made his NFL debut and had one solo tackle at Denver (12/13) ... Totaled one assisted stop and one pass defended vs. San Diego (12/24) ... Played in the season finale, but did not record any statistics at Kansas City (1/3/16).

COLLEGE


Four-year letterman at Florida (2011-14) ... Played in 39 games with 10 career starts ... Recorded career totals of 62 tackles (31 solo), 4.5 sacks, 13 tackles for loss, one pass defended, two fumble recoveries and one forced fumble ... Played in five games with two starts as a senior in 2014 ... Recorded 16 tackles (three solo), two sacks and one forced fumble ... Played in 12 games with eight starts as a junior in 2013 ... Totaled 21 tackles (16 solo), 4.5 tackles for loss, 2.5 sacks and two fumble recoveries ... Played in eight games as a sophomore in 2012 ... Registered 15 tackles (eight solo), 5.5 tackles for loss and one sack ... Played in 13 games as a redshirt freshman in 2011 ... Posted 10 tackles (four solo) and one sack ... Redshirted in 2010.

PERSONAL

Attended Gulf High School in New Port Richey, Fla. ... Played defensive line and tight end in high school ... Born Feb. 11, 1992.

LEON ORR'S NFL STATS

YEAR	TEAM	GP	GS	TACK	SK	INT	PD	FF	FR
2015	Oakland	3	0	2	0.0	0	1	0	0
2016	Miami	5	0	1	0.0	0	0	0	0
NFL TOTALS		8	0	3	0.0	0	1	0	0



30 // S

BACARRI
RAMBO

HT: 6-0 // WT: 211 // BORN: 6/27/90
 COLLEGE: GEORGIA '13 // ACQUIRED: FA, '16
 NFL: FOURTH SEASON // DOLPHINS: FIRST SEASON

PRO CAREER

CAREER TRANSACTIONS: Signed by the Dolphins on Oct. 26, 2016 ... Signed by Buffalo on Nov. 17, 2014 ... Waived by Washington on Sept. 16, 2014 ... Originally a sixth-round selection (191st overall) by Washington in the 2013 NFL draft.

2016 (Dolphins) - Recorded a season-high seven tackles (four solo), one quarterback hit and one pass defended in the 31-24 victory vs. San Francisco (11/27) ... Totaled five tackles (three solo) at Los Angeles (11/20) ... Registered one assisted tackle and a pass defended at San Diego (11/13) ... Made Dolphins debut vs. N.Y. Jets (11/6) ... Recorded one solo tackle ... Signed by the Dolphins on Oct. 26, 2016.



SUPPLEMENTAL BIOS

2015 (Bills) - Played in 15 games with eight starts ... Inactive for one contest ... Totaled 58 tackles (44 solo), one sack, one interception, six passes defended, two forced fumbles and one fumble recovery ... Recorded five total tackles (four solo) in a season-opening win vs. Indianapolis (9/13) ... Tallied seven tackles (six solo) at Miami (9/27) ... Intercepted QB Ryan Fitzpatrick, forced two fumbles and recovered a fumble in win at N.Y. Jets (11/12) ... Totaled a season-high eight tackles (six solo) at New England (11/23) ... Made six stops (four solo) and had three passes defended vs. Houston (12/6).

2014 (Redskins/Bills) - Played six total games ... Inactive for two contests ... Totaled four tackles (two solo), two interceptions and two passes defended ... Began the season with Washington and played in two games for the Redskins ... Totaled two tackles (one solo) in the season opener at Houston (9/7) ... Waived by Washington on Sept. 16 ... Signed by Buffalo on Nov. 17, 2014 and played in four games for the Bills ... Recorded two tackles (one solo) and two interceptions vs. Green Bay (12/14).

2013 (Redskins) - Played in 11 games with three starts ... Did not play one game ... Inactive for four contests ... Totaled 38 tackles (29 solo) and one sack ... Started at free safety and made his NFL debut, recording 10 tackles (six solo) and his first career sack vs. Philadelphia (9/9) ... Tallied eight tackles (seven solo) at Green Bay (9/15) ... Made nine stops (eight solo) and one tackle for loss at Denver (10/27).

COLLEGE


Four-year letterman and three-year starter at Georgia (2009-12) ... Played in 47 career games with 36 starts ... Recorded career totals of 235 tackles (157 solo), one sack, 16 interceptions, 18 pass breakups, six forced fumbles and two fumble recoveries ... His 16 career interceptions are tied for the school record with Miami Dolphins Honor Roll member Jake Scott ... Played and started 10 games as a senior in 2012 ... Totaled 73 tackles (47 solo), one sack, three interceptions, three forced fumbles and one fumble recovery ... Earn second team All-SEC honors from Phil Steele ... Started all 13 games as a junior in 2011 ... Recorded 55 tackles (34 solo), eight interceptions, eight pass breakups and one fumble recovery ... Earned first-team All-American honors by Associated Press, Yahoo! Sports and Rivals.com ... Named first-team All-SEC by AP, ESPN.com and the league's coaches ... His eight interceptions were second in the NCAA and led the SEC ... Ranked No. 2 in the SEC with 16 passes defended ... Started all 13 games as a sophomore in 2010 ... Totaled 82 stops (56 solo), three interceptions and three forced fumbles ... Earned third-team All-SEC honors by Phil Steele ... Named the team's Most Improved Player on defense ... Played in 11 games as a redshirt freshman in 2009 ... Totaled 25 tackles (20 solo), two interceptions and five pass breakups ... Named the team's Newcomer of the Year on defense ... Redshirted in 2008 ... Majored in consumer economics.

PERSONAL

Attended Seminole High School in Donalsonville, Ga. ... Recorded 110 rushing attempts for 692 yards (6.3 avg.) and 17 touchdowns and completed 34-of-75 passes (45.3 pct.) for 615 yards and four touchdowns as a senior in 2007 ... Also recorded 65 tackles and two interceptions, one of which was returned for a touchdown ... Rushed for 1,186 yards and 21 touchdowns and passed for 488 yards and seven touchdowns as a junior in 2006 ... Also recorded 58 tackles, four interceptions and recovered five fumbles on defense ... First name is pronounced Buh-CARR-ee ... Born June 27, 1990.

BACCARRI RAMBO'S NFL STATS

YEAR	TEAM	GP	GS	TACK	SK	INT	PD	FF	FR
2013	Was.	11	3	38	1.0	0	0	0	0
2014	Was.	2	0	2	0.0	0	0	0	0
	Buf.	4	0	2	0.0	2	2	0	0
2015	Buf.	15	8	58	1.0	1	6	2	1
2016	Miami	4	1	7	0.0	0	1	0	0
NFL TOTALS		36	12	107	2.0	3	9	2	1



75 // DE
NICK WILLIAMS

HT: 6-4 // WT: 309 // BORN: 2/21/90
COLLEGE: SAMFORD '13 // ACQUIRED: WAI, '16 (KC)
NFL: THIRD SEASON // DOLPHINS: FIRST SEASON

PRO CAREER

CAREER TRANSACTIONS: Awarded off waivers to the Dolphins on Oct. 19, 2016 ... Waived by Kansas City on Oct. 18, 2016 ... Signed by Kansas City on Nov. 24, 2014 ... Signed to Pittsburgh's practice squad on Aug. 31, 2014 ... Waived by Pittsburgh on Aug. 30, 2014 ... Originally a seventh-round selection (223rd overall) by Pittsburgh in the 2013 NFL draft.

2016 (Chiefs/Dolphins) - Played, but did not record any statistics vs. San Francisco (11/27) ... Inactive Weeks 7-11 ... Awarded off waivers to the Dolphins from Kansas City on Oct. 19 ... Played in five games with the Kansas City Chiefs before being waived on Oct. 18 ... Totaled two tackles (one solo) in the season opener vs. San Diego (9/11) ... Made one solo stop at Houston (9/18) ... Recorded two solo tackles at Pittsburgh (10/2).

2015 (Chiefs) - Played in 14 contests ... Did not play in two games ... Totaled nine tackles (five solo) ... Made his first career tackle vs. Denver (9/17) ... Recorded two tackles (one solo) at Cincinnati (10/4) ... Tallied three stops (two solo) at Minnesota (10/18) ... Made two tackles (one solo) at Baltimore (12/20).

2014 (Chiefs) - Played in two games ... Inactive for three contests ... Signed to the active roster on Nov. 24 ... Spent the remainder



of the season on Kansas City's practice squad ... Did not record any statistics ... Made his NFL debut at Arizona (Dec. 17) ... Also played vs. Oakland (12/14).

2013 (Steelers) - Missed the entire season due to injury ... Placed on injured reserve on Aug. 25.

COLLEGE

Four-year letterman and two-year starter at Samford (2009-12) ... Played in 40 career games ... Recorded 66 career tackles ... Started all 11 games as a senior in 2012 ... Totaled 31 tackles, eight tackles for loss, six sacks and one blocked kick ... Started all 11 games as a junior in 2011 ... Totaled 23 tackles (17 solo) and three tackles for loss ... Played in all 11 games as a sophomore in 2010 ... Totaled nine tackles (four solo) and one forced fumble ... Played in seven games as a redshirt freshman in 2009 ... Totaled three solo tackles ... Redshirted in 2008 ... Majored in public administration.

PERSONAL

Attended Minor High School in Birmingham, Ala. ... Totaled 25 tackles, two interceptions, one fumble recovery and one touchdown as a defensive lineman ... Also played offensive line ... Only played one year of high school football ... Born Feb. 21, 1990.

NICK WILLIAMS' NFL STATS

YEAR	TEAM	GP	GS	TACK	SK	INT	PD	FF	FR
2014	KC	2	0	0	0.0	0	0	0	0
2015	KC	14	0	9	0.0	0	0	0	0
2016	KC	5	0	5	0.0	0	0	0	0
	Miami	1	0	0	0.0	0	0	0	0
NFL TOTALS		22	0	14	0.0	0	0	0	0



SUPPLEMENTAL STATS



2016 MIAMI DOLPHINS REGULAR SEASON STATISTICS

MIAMI DOLPHINS / WEEK 12 / THROUGH MONDAY, NOVEMBER 28, 2016

WON 7, LOST 4

Table with columns for date, result, location, opponent, and score. Rows include games from 09/11 to 01/01.

RUSHING

Table with columns for player, attempts, yards, and average. Rows include Ajayi, Tannehill, D. Williams, Drake, Foster, Peard, Landry, Darr, TEAM, OPPONENTS, RECEIVING, Landry, Parker, Stills, Ajayi, Sims, D. Williams, Gray, Cameron, Foster, D. Jones, Carroo, Peard, TEAM, OPPONENTS.

Summary table for Rushing and Possession Avg. with columns for Miami and Opponent.

Summary table for Possession Avg. with columns for Miami and Opponent.

Summary table for Net Yards Rushing with columns for Miami and Opponent.

Summary table for Net Yards Passing with columns for Miami and Opponent.

Summary table for Punts/Average with columns for Miami and Opponent.

Summary table for Penalties/Yards with columns for Miami and Opponent.

Summary table for Fumbles/Ball Lost with columns for Miami and Opponent.

Summary table for Touchdowns with columns for Miami and Opponent.

Summary table for Score by Periods with columns for Q1, Q2, Q3, Q4, OT, PTS, TEAM, OPPONENTS.

Summary table for Scoring with columns for player, TD, Ru, Pa, Rt, K-PAT, FG, S, PTS, OPPONENTS.

2-Pt Conv: Landry, TM 1-1, OPP 3-3
SACKS: Wake 8.5, Suh 5, Branch 4.5, J. Jones 2.5, M. Williams 1.5, McCain 1, M. Thomas 1, R. Jones 0.5, Phillips 0.5, TM 25, OPP 26
FUM/LOST: Tannehill 5/2, Grant 3/1, Ajayi 2/1, Darr 2/0, Foster 1/0, Landry 1/1

Summary table for Receiving with columns for player, attempts, yards, and average.

Summary table for Interceptions with columns for player, attempts, yards, and average.

Summary table for Punting with columns for player, attempts, yards, and average.

Summary table for Punt Returns with columns for player, attempts, yards, and average.

Summary table for Kickoff Returns with columns for player, attempts, yards, and average.

PASSING summary table with columns for player, Att, Cmp, Yds, Cmp%, Yds/Att, TD, TD%, Int, Int%, Long, Sack/Lost, Rating.



2016 MIAMI DOLPHINS INDIVIDUAL DEFENSIVE STATISTICS

PLAYER	GP	SOLO	ASST	TOT	SACKS	YDS	TFL	QBH	INT	PD	FF	FR
K. Alonso	11	53	38	91	0.0	0.0	5	6	2	4	1	4
I. Abdul-Quddus	11	35	23	58	0.0	0.0	1	4	2	4	0	0
R. Jones	6	31	20	51	0.5	0.5	4	0	1	4	0	0
N. Suh	11	29	22	51	5.0	37.5	7	14	0	4	0	0
B. Maxwell	10	37	10	47	0.0	0.0	1	0	1	13	3	0
T. Lippett	11	29	10	39	0.0	0.0	1	0	2	6	0	0
N. Hewitt	11	21	12	33	0.0	0.0	1	0	0	0	0	0
A. Branch	11	16	15	31	4.5	29.5	4	8	0	0	1	0
X. Howard	4	19	9	28	0.0	0.0	0	0	0	2	1	0
J. Jenkins	8	15	12	27	0.0	0.0	2	0	0	1	0	0
B. McCain	11	21	5	26	1.0	11.0	2	1	1	3	1	0
J. Jones	10	14	9	23	2.5	12.0	3	9	0	1	0	1
K. Misi	3	11	11	22	0.0	0.0	0	0	0	0	0	0
C. Wake	11	15	5	20	8.5	58.5	4	14	0	0	3	0
M. Thomas	11	12	6	18	1.0	14.0	1	2	0	1	1	0
D. Butler	9	10	8	18	0.0	0.0	2	0	0	0	0	0
S. Paysinger	10	14	2	16	0.0	0.0	0	2	0	1	0	0
J. Phillips	11	7	9	16	0.5	0.0	2	2	1	1	0	0
B. Rambo	4	8	6	14	0.0	0.0	0	1	0	2	0	0
M. Williams	10	9	4	13	1.5	9.0	4	5	0	1	0	0
E. Mitchell	4	7	1	8	0.0	0.0	3	0	0	0	0	0
J. Warmsey	5	4	4	8	0.0	0.0	0	1	0	0	0	0
T. Fede	4	3	4	7	0.0	0.0	0	0	0	0	0	0
C. Jones	6	4	2	6	0.0	0.0	1	1	0	0	0	0
C. Chekwa	3	2	0	2	0.0	0.0	0	0	0	0	0	0
L. Orr	5	1	0	1	0.0	0.0	1	0	0	0	0	0
TOTALS		427	247	674	25.0	172.0	49	70	10	48	11	5

NOTE: Special teams and miscellaneous tackles/fumbles not included above

DEFENSIVE TOUCHDOWNS: K. Alonso 60-yard interception return (11/13 at SD).

MISCELLANEOUS TACKLES: K. Stills - 3, J. Ajayi - 1, J. Cameron - 1, K. Drake - 1, J. James - 1, J. Landry - 1, D. Parker - 1.

MISCELLANEOUS FORCED FUMBLES: None.

MISCELLANEOUS FUMBLE RECOVERIES: J. Ajayi - 1, J. Bushrod - 1, M. Darr - 1, J. James - 1, S. Paysinger - 1, R. Tannehill - 1.



GAME-BY-GAME TEAM STATS

2016 MIAMI DOLPHINS GAME-BY-GAME STATISTICS																			
GAME	SCORE				FIRST DOWNS				3RD DOWN		4TH DOWN		NET YARDS						
	PTS	OPP	DIFF	OT	TOT	RUSH	PASS	PEN	CON	ATT	CON	ATT	TOT	RUSH	PASS	TO	PEN	YDS	TOP
at Seattle	10	12	-2	0	11	3	7	1	3	14	0	1	214	64	150	0	4	40	25:28
at New England	24	31	-7	0	23	2	19	2	5	10	0	1	457	70	387	4	5	49	23:14
CLEVELAND	30	24	6	OT	23	6	15	2	2	10	0	0	426	115	311	3	8	67	29:12
at Cincinnati	7	22	-15	0	8	3	5	0	2	11	0	1	222	62	160	2	7	68	21:58
TENNESSEE	17	30	-13	0	8	3	5	0	4	11	0	0	200	51	149	2	8	83	23:16
PITTSBURGH	30	15	15	0	24	12	10	2	7	14	0	0	474	222	252	0	8	95	36:30
BUFFALO	28	25	3	0	26	15	9	2	5	12	0	0	454	256	198	0	13	116	37:02
N.Y. JETS	27	23	4	0	20	7	9	4	5	11	0	1	274	137	137	0	8	86	30:22
at San Diego	31	24	7	0	17	5	11	1	4	10	0	0	337	106	231	1	11	81	27:01
at Los Angeles	14	10	4	0	17	5	10	2	1	11	0	0	240	98	142	1	8	82	28:41
SAN FRANCISCO	31	24	7	0	19	6	12	1	6	12	0	0	358	95	263	0	4	42	30:32
at Baltimore																			
ARIZONA																			
at N.Y. Jets																			
at Buffalo																			
NEW ENGLAND																			
TOTALS	249	240	9	1	196	67	112	17	44	126	0	4	3656	1276	2380	13	84	808	28:12

2016 OPPONENTS GAME-BY-GAME STATISTICS																			
GAME	SCORE				FIRST DOWNS				3RD DOWN		4TH DOWN		NET YARDS						
	PTS	OPP	DIFF	OT	TOT	RUSH	PASS	PEN	CON	ATT	CON	ATT	TOT	RUSH	PASS	TO	PEN	YDS	TOP
at Seattle	12	10	2	0	21	4	16	1	5	16	2	3	352	112	240	2	8	69	34:32
at New England	31	24	7	0	29	11	15	3	7	14	0	0	463	161	302	1	7	65	36:46
CLEVELAND	24	30	-6	OT	21	8	10	3	4	15	0	0	430	169	261	1	13	91	37:22
at Cincinnati	22	7	15	0	19	4	13	2	3	15	1	1	362	77	285	0	6	40	38:02
TENNESSEE	30	17	13	0	23	13	8	2	5	12	0	1	398	235	163	0	5	40	36:44
PITTSBURGH	15	30	-15	0	15	3	11	1	3	11	0	1	297	128	169	2	6	65	23:30
BUFFALO	25	28	-3	0	16	4	9	3	3	13	0	0	267	67	200	0	6	45	22:58
N.Y. JETS	23	27	-4	0	18	3	10	5	3	11	0	0	332	140	192	2	10	77	29:38
at San Diego	24	31	-7	0	29	3	19	7	6	11	0	0	379	70	309	4	4	29	32:59
at Los Angeles	10	14	-4	0	12	3	6	3	2	13	1	1	227	102	125	1	8	70	31:19
SAN FRANCISCO	24	31	-7	0	25	9	15	1	7	14	2	2	475	193	282	2	7	65	29:28
at Baltimore																			
ARIZONA																			
at N.Y. Jets																			
at Buffalo																			
NEW ENGLAND																			
TOTALS	240	249	-9	1	228	65	132	31	48	144	6	9	3981	1454	2527	15	80	656	31:48



GAME-BY-GAME TEAM DEFENSIVE STATS

2016 MIAMI DOLPHINS GAME-BY-GAME TEAM DEFENSIVE STATISTICS											
GAME	SOLO	ASST	TOT	SACKS	YDS	TFL	QBH	INT	PD	FF	FR
at Seattle	33	52	85	3	18	3	9	1	5	0	1
at New England	36	48	84	2	22	5	7	0	2	3	1
CLEVELAND	52	12	64	4	18	7	8	0	5	2	1
at Cincinnati	39	32	71	1	11	7	3	0	6	1	0
TENNESSEE	45	20	65	0	0	2	1	0	0	1	0
PITTSBURGH	28	12	40	2	20	0	6	2	7	0	0
BUFFALO	31	8	39	4	21	5	9	0	1	0	0
N.Y. JETS	39	5	44	3	22	3	6	2	5	2	0
at San Diego	46	13	59	3	17	7	9	4	7	0	0
at Los Angeles	38	16	54	1	9	6	4	0	3	1	1
SAN FRANCISCO	40	29	69	2	14	4	8	1	7	1	1
at Baltimore											
ARIZONA											
at N.Y. Jets											
at Buffalo											
NEW ENGLAND											
TOTALS	427	247	674	25	172	49	70	10	48	11	5

2016 MIAMI DOLPHINS TURNOVERS							
GAME	TAKEAWAYS			GIVEAWAYS			DIFF
	INT	FUM	TOTAL	INT	FUM	TOTAL	
at Seattle	1	1	2	0	0	0	+2
at New England	0	1	1	2	2	4	-3
CLEVELAND	0	1	1	2	1	3	-2
at Cincinnati	0	0	0	1	1	2	-2
TENNESSEE	0	0	0	2	0	2	-2
PITTSBURGH	2	0	2	0	0	0	+2
BUFFALO	0	0	0	0	0	0	0
N.Y. JETS	2	0	2	0	0	0	+2
at San Diego	4	0	4	0	1	1	+3
at Los Angeles	0	1	1	1	0	1	0
SAN FRANCISCO	1	1	2	0	0	0	+2
at Baltimore							
ARIZONA							
at N.Y. Jets							
at Buffalo							
NEW ENGLAND							
TOTALS	10	5	15	8	5	13	+2



SPECIAL TEAMS STATS

2016 MIAMI DOLPHINS TEAM SPECIAL TEAMS STATISTICS								
GAME	SOLO	ASST	TOT	FF	FR	BFG	BPAT	BPNT
at Seattle	2	2	4	0	0	0	1	0
at New England	3	2	5	0	0	0	0	0
CLEVELAND	4	0	4	0	0	0	0	0
at Cincinnati	3	2	5	0	0	0	0	0
TENNESSEE	4	2	6	0	0	0	1	0
PITTSBURGH	3	0	3	0	0	0	0	0
BUFFALO	1	6	7	0	0	0	0	0
N.Y. JETS	3	2	5	0	0	0	0	0
at San Diego	5	1	6	0	1	0	0	0
at Los Angeles	6	2	8	0	0	0	0	0
SAN FRANCISCO	1	6	7	0	1	0	0	0
at Baltimore								
ARIZONA								
at N.Y. Jets								
at Buffalo								
NEW ENGLAND								
TOTALS	35	25	60	0	2	0	2	0

2016 MIAMI DOLPHINS INDIVIDUAL SPECIAL TEAMS STATISTICS								
PLAYER	SOLO	ASST	TOT	FF	FR	BFG	BPAT	BPNT
M. Thomas	11	3	14	0	0	0	0	0
M. Hull	8	6	14	0	0	0	0	0
W. Aikens	3	2	5	0	0	0	0	0
N. Hewitt	3	1	4	0	0	0	0	0
M. Gray	1	2	3	0	0	0	0	0
K. Drake	1	2	3	0	0	0	0	0
S. Paysinger	1	1	2	0	0	0	0	0
J. Lucas	0	2	2	0	0	0	0	0
D. Williams	2	0	2	0	0	0	0	0
B. McCain	1	1	2	0	0	0	0	0
L. Pitts	0	2	2	0	0	0	0	0
I. Abdul-Quddus	1	0	1	0	0	0	0	0
M. Darr	1	0	1	0	0	0	0	0
C. Chekwa	0	1	1	0	0	0	0	0
J. Denney	0	1	1	0	0	0	0	0
J. Grant	1	0	1	0	2	0	0	0
A. Franks	1	0	1	0	0	0	0	0
B. Rambo	0	1	1	0	0	0	0	0
C. Jones	0	0	0	0	0	0	1	0
J. Jones	0	0	0	0	0	0	1	0
TOTALS	35	25	60	0	2	0	2	0

2016 MIAMI DOLPHINS KICKOFF STATISTICS									
PLAYER	GP	KO	TB	PCT	YDS	AVG	RET	RET YDS	AVG START
A. Franks	11	52	32	61.5	3,367	64.8	20	424	24.3
TOTALS	11	52	32	61.5	3,367	64.8	20	424	24.3



DRIVE PRODUCTION

2016 MIAMI DOLPHINS GAME-BY-GAME DRIVE PRODUCTION										
GAME	POSS	TD	FGM	FGA	PUNT	INT	FUM	DWNS	TIME	SAF
at Seattle	12	1	1	2	7	0	0	1	1	0
at New England	12	3	1	1	4	2	2	0	0	0
CLEVELAND	15	4	1	1	6	2	1	0	1	0
at Cincinnati	11	1	0	0	7	1	1	1	0	0
TENNESSEE	10	1	1	1	6	2	0	0	0	0
PITTSBURGH	11	3	3	5	2	0	0	0	1	0
BUFFALO	12	3	2	2	5	0	0	0	2	0
N.Y. JETS	10	2	2	2	3	0	0	1	2	0
at San Diego	11	3	1	1	5	0	0	0	2	0
at Los Angeles	13	2	0	0	10	1	0	0	0	0
SAN FRANCISCO	11	4	1	1	5	0	0	0	1	0
at Baltimore										
ARIZONA										
at N.Y. Jets										
at Buffalo										
NEW ENGLAND										
TOTALS	128	27	13	16	60	8	4	3	10	0

2016 OPPONENTS GAME-BY-GAME DRIVE PRODUCTION										
GAME	POSS	TD	FGM	FGA	PUNT	INT	FUM	DWNS	TIME	SAF
at Seattle	12	1	2	2	6	1	1	1	0	0
at New England	12	4	1	2	4	0	1	0	1	0
CLEVELAND	13	1	3	6	5	0	1	0	0	0
at Cincinnati	12	1	5	5	4	0	0	0	2	0
TENNESSEE	12	4	1	1	5	0	0	1	1	0
PITTSBURGH	11	2	0	0	5	2	0	1	1	0
BUFFALO	11	3	1	1	7	0	0	0	0	0
N.Y. JETS	10	2	3	3	3	2	0	0	0	0
at San Diego	12	3	1	1	4	4	0	0	0	0
at Los Angeles	14	1	1	2	8	0	1	0	2	0
SAN FRANCISCO	11	3	1	1	4	1	1	0	1	0
at Baltimore										
ARIZONA										
at N.Y. Jets										
at Buffalo										
NEW ENGLAND										
TOTALS	130	25	19	24	55	10	5	3	8	0



RED ZONE PRODUCTION

2016 MIAMI DOLPHINS GAME-BY-GAME RED ZONE PRODUCTION											
GAME	POSS	TD	FGM	FGA	INT	FUM	DWNS	TIME	RZ PLAYS	RZ RUSH	RZ PASS
at Seattle	3	1	0	1	0	0	1	0	8	3	5
at New England	3	2	1	1	0	0	0	0	4	2	2
CLEVELAND	3	2	1	1	0	0	0	0	5	2	3
at Cincinnati	0	0	0	0	0	0	0	0	0	0	0
TENNESSEE	2	1	1	1	0	0	0	0	7	5	2
PITTSBURGH	6	2	3	4	0	0	0	0	19	10	9
BUFFALO	4	2	2	2	0	0	0	0	9	7	2
N.Y. JETS	4	1	2	2	0	0	0	1	8	3	5
at San Diego	3	2	1	1	0	0	0	0	6	3	3
at Los Angeles	2	2	0	0	0	0	0	0	4	0	4
SAN FRANCISCO	4	3	1	1	0	0	0	0	9	3	6
at Baltimore											
ARIZONA											
at N.Y. Jets											
at Buffalo											
NEW ENGLAND											
TOTALS	34	18	12	14	0	0	1	1	79	38	41

2016 OPPONENT GAME-BY-GAME RED ZONE PRODUCTION											
GAME	POSS	TD	FGM	FGA	INT	FUM	DWNS	TIME	RZ PLAYS	RZ RUSH	RZ PASS
at Seattle	2	1	1	1	0	0	0	0	7	2	5
at New England	4	3	1	1	0	0	0	0	8	4	4
CLEVELAND	3	1	0	2	0	0	0	0	6	3	3
at Cincinnati	3	1	2	2	0	0	0	0	10	5	5
TENNESSEE	3	3	0	0	0	0	0	0	8	4	4
PITTSBURGH	0	0	0	0	0	0	0	0	0	0	0
BUFFALO	3	2	1	1	0	0	0	0	7	3	4
N.Y. JETS	5	1	3	3	1	0	0	0	14	4	10
at San Diego	3	2	0	0	1	0	0	0	9	4	5
at Los Angeles	0	0	0	0	0	0	0	0	0	0	0
SAN FRANCISCO	5	3	1	1	0	0	0	1	12	7	5
at Baltimore											
ARIZONA											
at N.Y. Jets											
at Buffalo											
NEW ENGLAND											
TOTALS	31	17	9	11	2	0	0	1	81	36	45



PENALTIES

2016 GAME-BY-GAME PENALTIES						
GAME	MIAMI			OPPONENTS		
	PEN	YDS	1DWNS	PEN	YDS	1DWNS
at Seattle	4	40	1	8	69	1
at New England	5	49	3	7	65	2
CLEVELAND	8	67	3	13	91	2
at Cincinnati	7	68	2	6	40	0
TENNESSEE	8	83	2	5	40	0
PITTSBURGH	8	95	1	6	65	2
BUFFALO	13	116	3	6	45	2
N.Y. JETS	8	85	5	10	77	4
at San Diego	11	81	7	4	29	1
at Los Angeles	8	82	2	8	70	3
SAN FRANCISCO	4	42	1	7	65	1
at Baltimore						
ARIZONA						
at N.Y. Jets						
at Buffalo						
NEW ENGLAND						
TOTALS	84	809	30	80	656	18

REPLAY REVIEWS

2016 REPLAY CHALLENGES BY DOLPHINS		
GAME	INITIAL RULING	RULING
LOS ANGELES (11/20)	R.Tannehill pass incomplete deep left to D.Parker (E.Gaines). Miami challenged the incomplete pass ruling.	Upheld

2016 REPLAY CHALLENGES BY OPPONENT		
GAME	INITIAL RULING	RULING
LOS ANGELES (11/20)	J.Goff pass short right to B.Quick to LA 28 for 9 yards. Los Angeles challenged the short of the line to gain ruling.	Upheld
SAN FRANCISCO (11/27)	R.Tannehill pass deep left to D.Parker pushed ob at SF 11 for 32 yards (T.Brock). San Francisco challenged the pass completion ruling.	Reversed

2016 REVIEWS BY REPLAY ASSISTANT		
GAME	INITIAL RULING	RULING
TENNESSEE (10/9)	J.Ajayi left guard for 4 yards, TOUCHDOWN.	Upheld
PITTSBURGH (10/16)	B.Roethlisberger pass short right intended for S.Coates INTERCEPTED by R.Jones at PIT 30. R.Jones to PIT 13 for 17 yards (J.James).	Upheld
BUFFALO (10/23)	R.Bush left guard for 1 yard, TOUCHDOWN.	Upheld
N.Y. JETS (11/6)	R.Tannehill pass short right to D.Jones for 1 yard, TOUCHDOWN.	Upheld
N.Y. JETS (11/6)	R.Fitzpatrick pass deep right to R.Anderson for 40 yards, TOUCHDOWN.	Reversed
SAN FRANCISCO (11/27)	R.Tannehill pass short right to D.Parker for 10 yards, TOUCHDOWN.	Reversed
SAN FRANCISCO (11/27)	C.Kaepernick pass incomplete deep right to J.Kerley (B.Maxwell).	Reversed



THIRD AND FOURTH DOWNS

2016 GAME-BY-GAME THIRD DOWNS						
GAME	MIAMI			OPPONENTS		
	MADE	ATT	PCT	MADE	ATT	PCT
at Seattle	3	14	21.4	5	16	31.3
at New England	5	10	50.0	7	14	50.0
CLEVELAND	2	10	20.0	4	15	27.0
at Cincinnati	2	11	18.0	3	15	20.0
TENNESSEE	4	11	36.0	5	12	42.0
PITTSBURGH	7	14	50.0	3	11	27.0
BUFFALO	5	12	42.0	3	13	23.0
N.Y. JETS	5	11	45.0	3	11	27.0
at San Diego	4	10	40.0	6	11	55.0
at Los Angeles	1	11	9.0	2	13	15.0
SAN FRANCISCO	6	12	50.0	7	14	50.0
at Baltimore						
ARIZONA						
at N.Y. Jets						
at Buffalo						
NEW ENGLAND						
TOTALS	44	126	34.9%	48	144	33.3%

2016 GAME-BY-GAME FOURTH DOWNS						
GAME	MIAMI			OPPONENTS		
	MADE	ATT	PCT	MADE	ATT	PCT
at Seattle	0	1	0.0	2	3	66.7
at New England	0	1	0.0	0	0	0.0
CLEVELAND	0	0	0.0	0	0	0.0
at Cincinnati	0	1	0.0	1	1	100.0
TENNESSEE	0	0	0.0	0	1	0.0
PITTSBURGH	0	0	0.0	0	1	0.0
BUFFALO	0	0	0.0	0	0	0.0
N.Y. JETS	0	1	0.0	0	0	0.0
at San Diego	0	0	0.0	0	0	0.0
at Los Angeles	0	0	0.0	1	1	100.0
SAN FRANCISCO	0	0	0.0	2	2	100.0
at Baltimore						
ARIZONA						
at N.Y. Jets						
at Buffalo						
NEW ENGLAND						
TOTALS	0	4	0.0%	6	9	66.7%



QUARTER-BY-QUARTER SCORING

2016 QUARTER-BY-QUARTER SCORING													
GAME	W/L	MIAMI						OPPONENTS					
		1Q	2Q	3Q	4Q	OT	TOT	1Q	2Q	3Q	4Q	OT	TOT
at Seattle	L	0	3	0	7	-	10	3	3	0	6	-	12
at New England	L	0	3	7	14	-	24	14	10	7	0	-	31
CLEVELAND	W	7	3	7	7	6	30	0	13	0	11	0	24
at Cincinnati	L	7	0	0	0	-	7	10	6	3	3	-	22
TENNESSEE	L	0	14	3	0	-	17	7	14	3	6	-	30
PITTSBURGH	W	3	13	7	7	-	30	8	0	0	7	-	15
BUFFALO	W	3	3	8	14	-	28	3	7	7	8	-	25
N.Y. JETS	W	7	7	6	7	-	27	10	3	0	10	-	23
at San Diego	W	0	7	14	10	-	31	0	10	7	7	-	24
at Los Angeles	W	0	0	0	14	-	14	7	0	3	0	-	10
SAN FRANCISCO	W	0	14	10	7	-	31	7	0	7	10	-	24
at Baltimore													
ARIZONA													
at N.Y. Jets													
at Buffalo													
NEW ENGLAND													
TOTALS	7-4	27	67	62	87	6	249	69	66	37	68	-	240

LONGEST DRIVES

2016 MIAMI DOLPHINS LONGEST DRIVES		
PLAYS	NET YARDS	TIME
15 (vs. Buffalo, 10/23)	91 (vs. San Francisco, 11/27)	8:00 (vs. Buffalo, 10/23)

2016 OPPONENTS LONGEST DRIVES		
PLAYS	NET YARDS	TIME
14 (three times, last: vs. SF, 11/27)	97 (vs. Pittsburgh, 10/16)	8:25 (at Cincinnati, 9/29)

GAME-BY-GAME INACTIVES

2016 MIAMI DOLPHINS GAME-BY-GAME INACTIVES							
at Seattle	Doughty	Parker	Peard	Ajayi	Pouncey	D. Thomas	Fede
at New England	Hunter	Lucas	Peard	D. Williams	Pouncey	Butler	D. Thomas
CLEVELAND	Hunter	Lucas	Foster	Paysinger	Pouncey	D. Thomas	Fede
at Cincinnati	Foster	Pouncey	Jenkins	Misi	Steen	Albert	Cameron
TENNESSEE	Howard	Foster	Jenkins	Misi	Tunsil	Albert	Cameron
PITTSBURGH	Howard	Benwikere	Aikens	Warmesley	Fede	Young	Cameron
BUFFALO	Howard	Benwikere	Warmesley	N. Williams	Fede	Sims	Cameron
N.Y. JETS	Lucas	Howard	Benwikere	N. Williams	Fede	Young	Sims
at San Diego	Lucas	Howard	Culliver	N. Williams	Fede	Young	Duarte
at Los Angeles	Howard	Pouncey	Jenkins	N. Williams	Albert	Duarte	M. Williams
SAN FRANCISCO	Lucas	Howard	Pouncey	Tunsil	Albert	Duarte	Orr
at Baltimore							
ARIZONA							
at N.Y. Jets							
at Buffalo							
NEW ENGLAND							



GAME-BY-GAME STARTERS

2016 MIAMI DOLPHINS GAME-BY-GAME OFFENSE STARTERS											
GAME	WR	LT	LG	C	RG	RT	TE	WR	QB	RB	WR
at Seattle	Stills	Albert	Tunsil	Steen	Bushrod	James	Cameron	Landry	Tannehill	Foster	Carroo
at New England	Stills	Albert	Tunsil	Steen	Bushrod	James	Cameron	Landry	Tannehill	Foster	Parker
CLEVELAND	Stills	Albert	Tunsil	Steen	Bushrod	James	Cameron	Landry	Tannehill	Drake	Parker
at Cincinnati	Stills	Tunsil	Turner	Urbik	Bushrod	James	Sims	Landry	Tannehill	Carroo (WR)	Parker
TENNESSEE	Stills	Turner	Dal. Thomas	Pouncey	Bushrod	James	Sims	Landry	Tannehill	Ajayi	Gray (TE)
PITTSBURGH	Stills	Albert	Tunsil	Pouncey	Bushrod	James	Sims	Landry	Tannehill	Ajayi	Gray (TE)
BUFFALO	Stills	Albert	Tunsil	Pouncey	Bushrod	James	D. Jones	Landry	Tannehill	Ajayi	Gray (TE)
N.Y. JETS	Stills	Albert	Tunsil	Pouncey	Bushrod	James	D. Jones	Landry	Tannehill	Ajayi	Gray (TE)
at San Diego	Stills	Albert	Tunsil	Pouncey	Bushrod	James	Sims	Landry	Tannehill	Ajayi	Parker
at Los Angeles	Stills	Tunsil	Urbik	Steen	Bushrod	James	Sims	Landry	Tannehill	Ajayi	Parker
SAN FRANCISCO	Stills	Young	Urbik	Steen	Bushrod	James	Sims	Landry	Tannehill	Ajayi	Gray (TE)
at Baltimore											
ARIZONA											
at N.Y. Jets											
at Buffalo											
NEW ENGLAND											

2016 MIAMI DOLPHINS GAME-BY-GAME DEFENSE STARTERS											
GAME	DE	DT	DT	DE	LB	LB	LB	CB	CB	S	S
at Seattle	J. Jones	Suh	Phillips	M. Williams	Alonso	Misi	M. Thomas (CB)	Maxwell	Howard	R. Jones	Abdul-Quddus
at New England	J. Jones	Suh	Phillips	M. Williams	Alonso	Misi	Jenkins	Maxwell	Howard	R. Jones	Abdul-Quddus
CLEVELAND	J. Jones	Suh	Phillips	M. Williams	Alonso	M. Thomas (CB)	Jenkins	Maxwell	Howard	R. Jones	Abdul-Quddus
at Cincinnati	J. Jones	Suh	Phillips	M. Williams	Alonso	Butler	Hewitt	Lippett	Howard	R. Jones	Abdul-Quddus
TENNESSEE	J. Jones	Suh	Phillips	M. Williams	Alonso	Butler	Hewitt	Lippett	Maxwell	R. Jones	Abdul-Quddus
PITTSBURGH	Branch	Suh	Phillips	Wake	Alonso	Jenkins	McCain (CB)	Lippett	Maxwell	R. Jones	Abdul-Quddus
BUFFALO	Branch	Suh	Phillips	Wake	Alonso	Jenkins	McCain (CB)	Lippett	Maxwell	M. Thomas	Abdul-Quddus
N.Y. JETS	Branch	Suh	Phillips	Wake	Alonso	Jenkins	McCain (CB)	Lippett	Maxwell	M. Thomas	Abdul-Quddus
at San Diego	Branch	Suh	Phillips	Wake	Alonso	Butler	Hewitt	Lippett	Maxwell	M. Thomas	Abdul-Quddus
at Los Angeles	Branch	Suh	Phillips	Wake	Alonso	Butler	Hewitt	Lippett	Maxwell	M. Thomas	Abdul-Quddus
SAN FRANCISCO	Branch	Suh	Phillips	Wake	Alonso	Jenkins	McCain (CB)	Lippett	Maxwell	Rambo	Abdul-Quddus
at Baltimore											
ARIZONA											
at N.Y. Jets											
at Buffalo											
NEW ENGLAND											



PARTICIPATION

2016 MIAMI DOLPHINS PARTICIPATION CHART																				
PLAYER	at SEA	at NE	CLE	at CIN	TEN	PIT	BUF	NYJ	at SD	at LA	SF	at BAL	ARZ	at NYJ	at BUF	NE	GP	GS	DNP	INA
Abdul-Quddus, Isa	S	S	S	S	S	S	S	S	S	S	S						11	11	0	0
Aikens, Walt	X	X	X	X	X	INA	X	X	X	X	X						10	0	0	1
Ajayi, Jay	INA	X	X	X	RB	RB	RB	RB	RB	RB	RB						10	7	0	1
Albert, Branden	LT	LT	LT	INA	INA	LT	LT	LT	LT	INA	INA						7	7	0	4
Alonso, Kiko	LB	LB	LB	LB	LB	LB	LB	LB	LB	LB	LB						11	11	0	0
Benwikere, Bene	NOR	NOR	NOR	NOR	NOR	INA	INA	INA	PS	PS	PS						0	0	0	3
Branch, Andre	X	X	X	X	X	DE	DE	DE	DE	DE	DE						11	6	0	0
Brendel, Jake	NOR	NOR	NOR	NOR	NOR	PS	PS	PS	PS	DNP	X						1	0	1	0
Burgess, James	PS	NOR	NOR	NOR	NOR	NOR	NOR	NOR	NOR	NOR	NOR						0	0	0	0
Bushrod, Jermon	RG	RG	RG	RG	RG	RG	RG	RG	RG	RG	RG						11	11	0	0
Butler, Donald	NOR	INA	X	LB	LB	X	X	X	LB	LB	X						9	4	0	1
Cameron, Jordan	TE	TE	TE	INA	INA	INA	INA	IR	IR	IR	IR						3	3	0	4
Carroo, Leone	WR	X	X	WR	X	X	X	X	X	X	X						11	2	0	0
Chekwa, Chimdi	NOR	NOR	NOR	NOR	NOR	X	X	X	NOR	NOR	NOR						3	0	0	0
Culliver, Chris	PUP	PUP	PUP	PUP	PUP	PUP	PUP	PUP	INA	NOR	NOR						0	0	0	1
Darr, Matt	X	X	X	X	X	X	X	X	X	X	X						11	0	0	0
Davis, Jesse	NOR	NOR	NOR	NOR	NOR	NOR	NOR	NOR	NOR	NOR	PS						0	0	0	0
Denney, John	X	X	X	X	X	X	X	X	X	X	X						11	0	0	0
Doughty, Brandon	INA	PS	PS	PS	PS	PS	PS	PS	PS	PS	PS						0	0	0	1
Douglas, Jamil	PS	PS	PS	X	PS	NOR	NOR	NOR	NOR	NOR	NOR						1	0	0	0
Drake, Kenyan	X	X	RB	X	X	X	X	X	X	X	X						11	1	0	0
Duarte, Thomas	PS	PS	PS	PS	PS	PS	PS	X	INA	INA	INA						1	0	0	3
Ekpre-Olomu, Ifo	IR	IR	IR	IR	IR	IR	IR	IR	IR	IR	IR						0	0	0	0
Fede, Terrence	INA	X	INA	X	X	INA	INA	INA	INA	X	X						5	0	0	6
Foster, Arian	RB	RB	INA	INA	INA	X	X	NOR	NOR	NOR	NOR						4	2	0	3
Franks, Andrew	X	X	X	X	X	X	X	X	X	X	X						11	0	0	0
Grant, Jakeem	X	X	X	X	X	X	X	X	X	X	X						11	0	0	0
Gray, MarQueis	X	X	X	X	TE	TE	TE	TE	X	X	TE						11	5	0	0
Hendy, A.J.	PS	PS	PS	PS	PS	PS	PS	PS	PS	PS	PS						0	0	0	0
Harris, Bryce	NOR	NOR	NOR	NOR	NOR	NOR	NOR	NOR	NOR	NOR	DNP						0	0	1	0
Hewitt, Neville	X	X	X	LB	LB	X	X	X	LB	LB	X						11	4	0	0
Howard, Xavien	CB	CB	CB	CB	INA	INA	INA	INA	INA	INA	INA						4	4	0	7
Hull, Mike	X	X	X	X	X	X	X	X	X	X	X						11	0	0	0
Hunter, Justin	X	INA	INA	NOR	NOR	NOR	NOR	NOR	NOR	NOR	NOR						1	0	0	2
James, Ja'Wuan	RT	RT	RT	RT	RT	RT	RT	RT	RT	RT	RT						11	11	0	0
Jenkins, Jelani	X	LB	LB	INA	INA	LB	LB	LB	X	INA	LB						8	6	0	3
John, Ulrick	PS	PS	PS	PS	NOR	NOR	NOR	NOR	NOR	NOR	NOR						0	0	0	0
Johnson, Storm	NOR	NOR	NOR	NOR	NOR	NOR	NOR	NOR	PS	PS	PS						0	0	0	0
Jones, Chris	NOR	X	X	X	X	X	X	X	NOR	NOR	NOR						7	0	0	0
Jones, Dominique	NOR	NOR	NOR	NOR	X	X	TE	TE	X	X	X						7	2	0	0
Jones, Jason	DE	DE	DE	DE	DE	X	X	X	X	X	SUSP						10	5	0	0
Jones, Reshad	S	S	S	S	S	S	IR	IR	IR	IR	IR						6	6	0	0
Jordan, Dion	NFI	NFI	NFI	NFI	NFI	NFI	NFI	NFI	NFI	NFI	NFI						0	0	0	0
Lainy, Cleyton	PS	PS	PS	PS	PS	PS	PS	NOR	NOR	NOR	NOR						0	0	0	0
Landry, Jarvis	WR	WR	WR	WR	WR	WR	WR	WR	WR	WR	WR						11	11	0	0
Lippett, Tony	X	X	X	CB	CB	CB	CB	CB	CB	CB	CB						11	8	0	0
Lucas, Jordan	X	INA	INA	X	X	X	X	INA	INA	X	INA						6	0	0	5
Maxwell, Byron	CB	CB	CB	DNP	CB	CB	CB	CB	CB	CB	CB						10	10	1	0
McCain, Bobby	X	X	X	X	X	CB	CB	CB	X	X	CB						11	4	0	0
Misi, Koa	LB	LB	X	INA	INA	IR	IR	IR	IR	IR	IR						3	2	0	2
Mitchell, Earl	X	IR	IR	IR	IR	IR	IR	IR	X	X	X						4	0	0	0
Moore, Matt	DNP	DNP	DNP	DNP	DNP	DNP	DNP	DNP	DNP	DNP	DNP						0	0	11	0
Orr, Leon	NOR	NOR	PS	PS	PS	X	X	X	X	X	X						5	0	0	1
Parker, DeVante	INA	WR	WR	WR	X	X	X	X	WR	WR	X						10	5	0	1
Paysinger, Spencer	X	X	INA	X	X	X	X	X	X	X	X						10	0	0	1
Pead, Isaiah	INA	INA	X	X	X	NOR	NOR	NOR	NOR	NOR	NOR						3	0	0	2
Perry, Seniorise	NOR	NOR	NOR	NOR	NOR	PS	PS	PS	PS	PS	PS						0	0	0	0
Phillips, Jordan	DT	DT	DT	DT	DT	DT	DT	DT	DT	DT	DT						11	11	0	0
Pitts, Lafayette	PS	PS	PS	PS	PS	PS	PS	PS	X	X	X						3	0	0	0
Poole, Terry	NOR	NOR	NOR	NOR	NOR	PS	PS	PS	PS	PS	PS						0	0	0	0
Pouncey, Mike	INA	INA	INA	INA	C	C	C	C	C	INA	INA						5	5	0	6
Rambo, Bacarri	NOR	NOR	NOR	NOR	NOR	NOR	NOR	X	X	X	S						4	1	0	0
Scott, Rashawn	PS	PS	PS	PS	PS	PS	PS	PS	PS	PS	PS						0	0	0	0
Sims, Dion	X	X	X	TE	TE	TE	INA	INA	TE	TE	TE						9	6	0	2
Steen, Anthony	C	C	C	INA	X	X	X	X	X	C	C						10	5	0	1
Stills, Kenny	WR	WR	WR	WR	WR	WR	WR	WR	WR	WR	WR						11	11	0	0
Suh, Ndamukong	DT	DT	DT	DT	DT	DT	DT	DT	DT	DT	DT						11	11	0	0
Tannehill, Ryan	QB	QB	QB	QB	QB	QB	QB	QB	QB	QB	QB						11	11	0	0
Thomas, Dallas	INA	INA	INA	DNP	LG	NOR	NOR	NOR	NOR	NOR	NOR						1	1	1	3
Thomas, Michael	CB	X	CB	X	X	X	S	S	S	S	X						11	6	0	0
Tunsil, Laremy	LG	LG	LG	LT	INA	LG	LG	LG	LG	LT	INA						9	9	0	2
Turner, Billy	X	X	X	LG	LT	NOR	NOR	NOR	NOR	NOR	NOR						5	2	0	0
Urbik, Kraig	X	X	X	C	X	X	X	X	X	LG	LG						11	3	0	0
Vigil, Zach	NFI	NFI	NFI	NFI	NFI	NFI	NFI	X	X	X	X						4	0	0	0
Wake, Cameron	X	X	X	X	X	DE	DE	DE	DE	DE	DE						11	6	0	0
Warmlesley, Julius	X	X	X	X	X	INA	INA	PS	PS	PS	PS						5	0	0	2
Watts, Brandon	PS	PS	PS	PS	PS	PS	PS	PS	PS	PS	PS						0	0	0	0
Williams, Damien	X	INA	X	X	X	X	X	X	X	X	X						10	0	0	1
Williams, Jordan	PS	PS	NOR	NOR	NOR	NOR	NOR	NOR	NOR	NOR	NOR						0	0	0	0
Williams, Mario	DE	DE	DE	DE	DE	X	X	X	X	INA	X						10	5	0	1
Williams, Nick	NOR	NOR	NOR	NOR	NOR	NOR	INA	INA	INA	INA	X						1	0	0	4
Young, Sam	NOR	NOR	NOR	NOR	NOR	INA	X	INA	INA	X	LT						3	1	0	3

LEGEND

POSITION IN CAPS = STARTER	INA = INACTIVE	SUSP = SUSPENDED
X = PLAYED/SUBSTITUTED	IR = INJURED RESERVE	PS = PRACTICE SQUAD
DNP = DID NOT PLAY	NOR = NOT ON ROSTER	PUP = PHYSICALLY UNABLE TO PERFORM
		NFI = NON-FOOTBALL INJURY



THE LAST TIME... (TEAM)

WON IN OVERTIME

DOLPHINS:	9/25/16	Dolphins win vs. Cleveland, 30-24 <i>(11-yard touchdown run by Jay Ajayi)</i>
OPPONENT:	9/30/12	Cardinals win at Arizona, 24-21 <i>(Jay Feely 46-yard field goal 6:31 into overtime)</i>

WON BY SCORING IN THE LAST TWO MINUTES OF REGULATION

DOLPHINS:	11/20/16	Dolphins win at Los Angeles, 14-10 <i>(last score at 0:36)</i>
OPPONENT:	9/11/16	Seahawks win at Seattle, 12-10 <i>(last score at 0:35)</i>

TIED GAME BY SCORING IN THE LAST TWO MINUTES OF REGULATION

DOLPHINS:	12/21/14	Dolphins win vs. Minnesota, 37-35 <i>(tied game at 1:11)</i>
OPPONENT:	9/30/12	Cardinals tied at Arizona, 21-21 <i>(tied game at 0:22)</i>

SHUTOUT

DOLPHINS:	11/2/14	Dolphins win vs. San Diego, 37-0
OPPONENT:	12/22/13	Bills win at Buffalo, 19-0

WON BY 20-OR-MORE POINTS

DOLPHINS:	10/18/15	Dolphins win at Tennessee, 38-10
OPPONENT:	10/29/15	Patriots win at New England, 36-7

WON AFTER TRAILING BY 20-OR-MORE POINTS

DOLPHINS:	12/4/05	Dolphins win vs. Buffalo, 24-23 <i>(Bills ahead 21-0 in 1st Q)</i>
OPPONENT:	10/25/09	Saints win vs. New Orleans, 46-34 <i>(Dolphins ahead 24-3 in 2nd Q)</i>

HELD A 28-OR-MORE POINT LEAD

DOLPHINS:	10/18/15	Dolphins win at Tennessee, 38-10
OPPONENT:	10/29/15	Patriots win at New England, 36-7 (29)

HELD A 21-OR-MORE POINT LEAD

DOLPHINS:	10/26/14	Dolphins win at Tennessee, 38-10 <i>(Dolphins led by 21, 3rd Q)</i>
OPPONENT:	9/18/16	Patriots win at New England, 31-24 <i>(Patriots led 31-3, 3Q)</i>

SCORED 20-OR-MORE POINTS IN A QUARTER

DOLPHINS:	10/25/15	Dolphins win vs. Houston, 44-26 <i>(21 points, 1st Q / 20 points, 2nd Q)</i>
OPPONENT:	12/14/14	Patriots win at New England, 41-13 <i>(24 points, 3rd Q)</i>

SCORED 20-OR-MORE POINTS IN A HALF

DOLPHINS:	10/23/16	Dolphins win at San Diego, 31-24 <i>(24 points, 2nd half)</i>
OPPONENT:	10/9/16	Dolphins loss vs. Tennessee, 30-17 <i>(21 points, 1st half)</i>

HELD OPPONENT WITHOUT A TOUCHDOWN

DOLPHINS:	11/13/14	Dolphins win vs. Buffalo, 22-9
OPPONENT:	12/22/13	Bills win at Buffalo, 19-0

TOUCHDOWNS SCORED BY OFFENSE AND DEFENSE

DOLPHINS:	11/13/16	Dolphins win at San Diego, 31-24 <i>(3 offense, 1 defense)</i>
OPPONENT:	9/25/16	Dolphins win vs. Cleveland, 30-24 <i>(1 offense, 1 defense)</i>

TOUCHDOWNS SCORED BY OFFENSE, DEFENSE AND SPECIAL TEAMS

DOLPHINS:	11/1/09	Dolphins win at New York Jets, 30-25 <i>(1 offense, 1 defense, 2 special teams)</i>
OPPONENT:	10/4/10	Patriots win at New England, 41-14 <i>(2 offense, 1 defense, 2 special teams)</i>

SAFETY SCORED

DOLPHINS:	12/21/14	Terrence Fede blocked a Jeff Locke Punt out of the end zone vs. Minnesota
OPPONENT:	12/26/15	Ryan Tannehill was sacked in end zone vs Indianapolis



THE LAST TIME... (OFFENSE)

600-OR-MORE TOTAL NET YARDS OF OFFENSE

DOLPHINS:	N/A
OPPONENT:	9/12/11 Patriots win vs. New England, 38-24 (622; 106 rushing, 516 passing)

500-OR-MORE TOTAL NET YARDS OF OFFENSE

DOLPHINS:	10/25/15 Dolphins win vs. Houston, 44-26 (503; 248 rushing, 255 passing)
OPPONENT:	11/4/12 Colts win vs. Indianapolis, 23-20 (516; 97 rushing, 419 passing)

400-OR-MORE TOTAL NET YARDS OF OFFENSE

DOLPHINS:	10/23/16 Dolphins win vs. Buffalo, 28-25 (454; 256 rushing, 198 passing)
OPPONENT:	11/27/16 Dolphins win vs. San Francisco, 31-24 (475; 193 rushing, 282 passing)

300-OR-MORE NET YARDS RUSHING BY TEAM

DOLPHINS:	10/25/15 Dolphins win vs. Houston, 44-26
OPPONENT:	12/18/88 Steelers win at Pittsburgh, 40-24 (305)

200-OR-MORE NET YARDS RUSHING BY TEAM

DOLPHINS:	10/23/16 Dolphins win vs. Buffalo, 28-25 (256)
OPPONENT:	10/9/16 Dolphins loss vs. Tennessee, 30-17, (235)

INDIVIDUAL 200-YARD RUSHING GAME

DOLPHINS:	10/23/16 Jay Ajayi (28-214-1 TD) vs. Buffalo
OPPONENT:	12/7/86 Rueben Mayes (28-203-2 TDs) vs. New Orleans

INDIVIDUAL 150-YARD RUSHING GAME

DOLPHINS:	10/23/16 Jay Ajayi (28-214-1 TD) vs. Buffalo
OPPONENT:	10/4/15 Chris Ivory (29-166-1 TD) vs. N.Y. Jets

INDIVIDUAL 100-YARD RUSHING GAME

DOLPHINS:	11/6/16 Jay Ajayi (24-111-1 TD) vs. N.Y. Jets
OPPONENT:	11/27/16 Colin Kaepernick (10-113-0 TDs) vs. San Francisco

TWO 100-YARD RUSHERS IN THE SAME GAME

DOLPHINS:	10/5/75 Mercury Morris (125 yards) and Don Nottingham (102 yards) at Green Bay
OPPONENT:	11/8/15 LeSean McCoy (112 yards) and Karlos Williams (110 yards) of Buffalo

CONSECUTIVE 100-YARD RUSHING GAMES

DOLPHINS:	10/16/16-11/6/16 Jay Ajayi (25-204-2 TDs) vs. Pittsburgh; (28-214-1 TD) vs. Buffalo; (24-111-1 TD) vs. N.Y. Jets
OPPONENT:	11/23/14 – 12/1/14 C.J. Anderson (27-167-1 TD) at Denver; Chris Johnson (17-105-0 TDs) at N.Y. Jets

COMBINED 200-YARD RUSHING BY TWO PLAYERS

DOLPHINS:	10/23/16 Jay Ajayi (214 yards) and Damien Williams (16 yards) vs. Buffalo
OPPONENT:	11/8/15 LeSean McCoy (112 yards) and Karlos Williams (110 yards) at Buffalo

INDIVIDUAL WITH 30-OR-MORE CARRIES

DOLPHINS:	11/27/03 31 by Ricky Williams (31-104) at Dallas
OPPONENT:	9/21/14 32 by Kniles Davis (32-132) vs. Kansas City

INDIVIDUAL WITH 25-OR-MORE CARRIES

DOLPHINS:	10/23/16 28 by Jay Ajayi (28-214-1 TD) vs. Buffalo
OPPONENT:	10/9/16 27 by DeMarco Murray (27-121-0 TDs) vs. Tennessee

RUSHING PLAY OF 80-OR-MORE YARDS

DOLPHINS:	10/25/15 85t by Lamar Miller vs. Houston
OPPONENT:	Has never happened

RUSHING PLAY OF 60-OR-MORE YARDS

DOLPHINS:	10/16/16 62 by Jay Ajayi vs. Pittsburgh
OPPONENT:	10/16/16 60 by Darrius Heyward-Bey vs. Pittsburgh

RUSHING PLAY OF 40-OR-MORE YARDS

DOLPHINS:	11/13/16 40 by Jay Ajayi at San Diego
OPPONENT:	10/16/16 60 by Darrius Heyward-Bey vs. Pittsburgh

INDIVIDUAL WITH TWO-OR-MORE RUSHING TOUCHDOWNS

DOLPHINS:	10/16/16 Jay Ajayi (2) vs. Pittsburgh
OPPONENT:	12/27/15 Frank Gore (2) vs. Indianapolis

400 NET YARDS PASSING BY TEAM

DOLPHINS:	10/1/95 Dolphins win at Cincinnati, 26-23 (442)
OPPONENT:	11/4/12 Colts win at Indianapolis, 23-20 (419)

300 NET YARDS PASSING BY TEAM

DOLPHINS:	9/25/16 Dolphins win vs. Browns, 30-24 (311)
OPPONENT:	11/13/16 Dolphins win at Chargers, 44-23 (309)

INDIVIDUAL WITH 50-OR-MORE PASS ATTEMPTS

DOLPHINS:	11/29/15 58 Ryan Tannehill (33-58-351-3 TDs-1 INT) at New York Jets
OPPONENT:	9/7/14 56 Tom Brady (29-56-249 -1 TD-0 INTs) vs. New England



THE LAST TIME... (OFFENSE)

INDIVIDUAL WITH 40-OR-MORE PASS ATTEMPTS

DOLPHINS:	9/18/16	45 Ryan Tannehill (32-45-389-2 TDs-2 INTs) at New England
OPPONENT:	11/27/16	46 Colin Kaepernick (29-46-296-3 TDs-1 INT) vs. San Francisco

INDIVIDUAL WITH 30-OR-MORE PASS COMPLETIONS

DOLPHINS:	9/18/16	32 Ryan Tannehill (32-45-389-2 TDs-2 INTs) at New England
OPPONENT:	12/14/15	31 Eli Manning (27-31-337-4 TDs-0 INTs) vs. N.Y. Giants

INDIVIDUAL WITH 25-OR-MORE PASS COMPLETIONS

DOLPHINS:	9/25/16	25 Ryan Tannehill (25-39-319-3 TDs-2 INTs) vs. Cleveland
OPPONENT:	11/27/16	29 Colin Kaepernick (29-46-296-3 TDs-1 INT) vs. San Francisco

NO SACKS ALLOWED

DOLPHINS:	10/16/16	Dolphins win vs. Pittsburgh, 30-15 (32 attempts – Ryan Tannehill)
OPPONENT:	10/9/16	Dolphins win vs. Tennessee, 30-17 (29 attempts – Marcus Mariota)

HIGHEST INDIVIDUAL PASSER RATING (MIN. 20 ATTEMPTS)

DOLPHINS:	10/25/15	158.3 – Ryan Tannehill (18-19-239-4 TDs) win at Houston, 44-26
OPPONENT:	12/28/14	158.3 – Geno Smith (20-25-358-3 TDs) vs. New York Jets, 37-24

INDIVIDUAL 300-YARD PASSING GAME

DOLPHINS:	9/25/16	319 Ryan Tannehill (25-39-3 TDs-2 INTs) vs. Cleveland
OPPONENT:	11/13/16	326 Philip Rivers (23-44-326-3 TDs-4 INTs) at San Diego

CONSECUTIVE 300-YARD PASSING GAMES

DOLPHINS:	9/18/16-9/25/16	389 Ryan Tannehill (32-45-3 TDs-2 INTs) at New England, 319 Ryan Tannehill (25-39-3 TDs-2 INTs) vs. Cleveland
OPPONENT:	12/14/15-12/20/15	Philip Rivers (26-36-331-3 TDs-2 INTs) at San Diego, Eli Manning (27-31-337-4 TDs-0 INTs) vs. N.Y. Giants

INDIVIDUAL FOUR-OR-MORE TOUCHDOWN PASSES

DOLPHINS:	10/25/15	4 Ryan Tannehill (18-19-239-4 TDs-0 INTs) win at Houston, 44-26
OPPONENT:	12/14/15	4 Eli Manning (27-31-337-4 TDs-0 INTs) vs. N.Y. Giants

INDIVIDUAL WITH THREE-OR-MORE TOUCHDOWN PASSES

DOLPHINS:	11/27/16	3 Ryan Tannehill (20-30-285-3 TDs-0 INTs) vs. San Francisco
OPPONENT:	11/27/16	3 Colin Kaepernick (29-46-296-3 TDs-1 INTs) vs. San Francisco

INDIVIDUAL WITH 15-OR-MORE RECEPTIONS

DOLPHINS:	12/4/05	15 Chris Chambers (15-238-1 TD) vs. Buffalo
OPPONENT:	12/24/95	15 Isaac Bruce (15-210-1 TD) at St. Louis Rams

INDIVIDUAL WITH 10-OR-MORE RECEPTIONS

DOLPHINS:	9/18/16	10 Jarvis Landry (10-137-0 TDs) at New England
OPPONENT:	9/29/16	10 A.J. Green (10-173-1 TD) at Cincinnati

INDIVIDUAL WITH 200-YARD RECEIVING GAME

DOLPHINS:	9/30/12	253 Brian Hartline (12-253-1 TD) at Arizona
OPPONENT:	12/28/14	221 Eric Decker (10-221-1 TD) vs. New York Jets

INDIVIDUAL WITH 150-YARD RECEIVING GAME

DOLPHINS:	9/30/12	253 Brian Hartline (12-253-1 TD) at Arizona
OPPONENT:	9/29/16	173 A.J. Green (10-173-1 TD) at Cincinnati

INDIVIDUAL WITH 100-YARD RECEIVING GAME

DOLPHINS:	11/13/16	103 DeVante Parker (5-103-0 TDs) at San Diego
OPPONENT:	11/13/16	125 Tyrell Williams (5-125-1 TD) at Chargers

TWO 100-YARD RECEIVERS IN THE SAME GAME

DOLPHINS:	9/18/16	137 Jarvis Landry (10-137-0 TDs) at New England and 106 DeVante Parker (8-106-0 TDs) at New England
OPPONENT:	11/9/14	Calvin Johnson (7-113-1TD) and Golden Tate (11-109-0 TDs) at Detroit

CONSECUTIVE 100-YARD RECEIVING GAMES

DOLPHINS:	9/18/16-9/25/16	137 Jarvis Landry (10-137-0 TDs) at New England, 120 Jarvis Landry (7-120-1 TD) vs. Cleveland
OPPONENT:	9/25/16-9/29/16	Terrelle Pryor Sr. (8-144-0 TDs) vs. Cleveland, A.J. Green (10-173-1 TD) at Cincinnati

100-YARD RECEIVING IN A HALF

DOLPHINS:	11/13/16	Tyrell Williams (4-109-1 TD in the second half) at San Diego
OPPONENT:	9/29/16	A.J. Green (8-123-1 TD in the first half) at Cincinnati



THE LAST TIME... (OFFENSE)

PASS PLAY OF 90-OR-MORE YARDS

DOLPHINS:	Has never happened
OPPONENT:	9/12/11 99t, Tom Brady to Wes Welker vs. New England

PASS PLAY OF 80-OR-MORE YARDS

DOLPHINS:	9/30/12 80, Ryan Tannehill to Brian Hartline at Arizona
OPPONENT:	12/14/15 84, Eli Manning to Odell Beckham Jr. vs. N.Y. Giants

PASS PLAY OF 60-OR-MORE YARDS

DOLPHINS:	10/23/16 66t, Ryan Tannehill to Kenny Stills vs. Buffalo
OPPONENT:	1/3/16 63, Tom Brady to James White vs. New England

PASS PLAY OF 50-OR-MORE YARDS

DOLPHINS:	11/13/16 56, Ryan Tannehill to DeVante Parker at San Diego
OPPONENT:	11/13/16 51, Philip Rivers to Tyrell Williams at San Diego

PASS PLAY OF 40-OR-MORE YARDS

DOLPHINS:	11/27/16 43t, Ryan Tannehill to Kenny Stills vs. San Francisco; 46 Ryan Tannehill to DeVante Parker vs. San Francisco
OPPONENT:	11/13/16 51, Philip Rivers to Tyrell Williams at San Diego

INDIVIDUAL WITH THREE-OR-MORE TOUCHDOWN RECEPTIONS

DOLPHINS:	12/21/98 Lamar Thomas (6-136-3 TDs) vs. Denver
OPPONENT:	12/20/15 Danny Woodhead (6-50-3 TDs) at San Diego

INDIVIDUAL WITH TWO-OR-MORE TOUCHDOWN RECEPTIONS

DOLPHINS:	9/27/15 Rishard Matthews (6-110-2 TDs) vs. Buffalo
OPPONENT:	9/18/16 Danny Amendola (4-50-2 TDs) at New England

LED TEAM IN BOTH RUSHING AND RECEIVING YARDS IN THE SAME GAME

DOLPHINS:	9/11/16 Arian Foster at Seattle (38 yards rushing and 62 yards receiving)
OPPONENT:	12/6/15 Buck Allen at Baltimore (63 yards rushing and 107 receiving yards)

100-YARD RUSHER & RECEIVER IN THE SAME GAME

DOLPHINS:	10/23/16 Jay Ajayi (214 yards rushing), Kenny Stills (100 yards receiving) vs. Buffalo
OPPONENT:	11/8/15 LeSean McCoy (112 yards rushing), Karlos Williams (110 yards rushing), Sammy Watkins (168 yards receiving) at Buffalo

100-YARD RUSHER, 100-YARD RECEIVER & 300-YARD PASSER IN THE SAME GAME

DOLPHINS:	12/1/91 Dan Marino (307 yards passing), Mark Higgs (131 yards rushing), Tony Martin (106 yards receiving)
OPPONENT:	12/21/08 Tyler Thigpen (320 yards passing), Larry Johnson (108 yards rushing), Jamaal Charles (102 receiving yards)

INDIVIDUAL WITH AT LEAST ONE RUSHING AND ONE RECEIVING TOUCHDOWN IN THE SAME GAME

DOLPHINS:	11/13/16 Damien Williams (1 rushing, 1 receiving) at San Diego
OPPONENT:	10/20/14 Danny Woodhead (1 rushing, 3 receiving) at San Diego

INDIVIDUAL WITH AT LEAST ONE RUSHING TOUCHDOWN AND ONE TOUCHDOWN PASS IN THE SAME GAME

DOLPHINS:	11/23/14 Ryan Tannehill (1 rushing, 3 passing) at Denver
OPPONENT:	10/9/16 Marcus Mariota (1 rushing, 3 passing) vs. Tennessee

NO TURNOVERS

DOLPHINS:	11/27/16 Dolphins win vs. San Francisco, 31-24
OPPONENT:	10/23/16 Dolphins win vs. Buffalo, 28-25

TOUCHDOWN SCORED ON FIRST DRIVE

DOLPHINS:	11/6/16 Dolphins win vs. N.Y. Jets, 27-23
OPPONENT:	11/27/16 Dolphins win vs. San Francisco, 31-24

SUCCESSFUL TWO POINT CONVERSION

DOLPHINS:	10/23/16 Ryan Tannehill pass to Jarvis Landry vs. Buffalo
OPPONENT:	10/16/16 Ben Roethlisberger pass to Le'Veon Bell vs. Pittsburgh

FAILED TWO POINT CONVERSION ATTEMPT

DOLPHINS:	12/26/15 Ryan Tannehill interception vs. Indianapolis
OPPONENT:	10/25/15 Brian Hoyer incomplete pass to Jonathan Grimes vs. Houston



THE LAST TIME... (DEFENSE)

HELD OPPONENT UNDER 100 NET YARDS OF TOTAL OFFENSE

DOLPHINS:	10/21/73	Dolphins held Buffalo to 76 net yds in a home win
OPPONENT:	10/12/80	New England held Dolphins to 88 net yds in a Dolphins road loss

HELD OPPONENT UNDER 150 NET YARDS OF TOTAL OFFENSE

DOLPHINS:	9/21/03	Dolphins held Buffalo to 118 net yds in a home win
OPPONENT:	12/22/12	Buffalo held Dolphins to 103 net yds in a Dolphins road loss

HELD OPPONENT UNDER 200 NET YARDS OF TOTAL OFFENSE

DOLPHINS:	1/3/16	Dolphins held New England to 196 net yds in a Dolphins home win
OPPONENT:	11/15/12	Buffalo held Dolphins to 184 net yds in a Dolphins road loss

HELD OPPONENT UNDER 300 NET YARDS OF TOTAL OFFENSE

DOLPHINS:	11/20/16	Dolphins held Los Angeles to 226 net yds in a Dolphins away win
OPPONENT:	11/20/16	Los Angeles held Dolphins to 240 net yds in a Dolphins away win

HELD OPPONENT UNDER 30 YARDS RUSHING

DOLPHINS:	9/30/12	Dolphins held Arizona to 28 rushing yds in a road loss
OPPONENT:	11/29/15	New York Jets held Dolphins to 12 rushing yds in a road loss

HELD OPPONENT UNDER 50 YARDS RUSHING

DOLPHINS:	11/2/14	Dolphins held San Diego to 50 rushing yds in a Dolphins home win
OPPONENT:	12/20/15	San Diego held Dolphins to 44 rushing yds in a Dolphins road loss

HELD OPPONENT UNDER 75 YARDS RUSHING

DOLPHINS:	11/13/16	Dolphins held San Diego to 70 rushing yds in an away game win
OPPONENT:	10/9/16	Tennessee held Dolphins to 51 rushing yds in a Dolphins home loss

HELD OPPONENT UNDER 100 YARDS RUSHING

DOLPHINS:	11/13/16	Dolphins held San Diego to 70 rushing yds in an away game win
OPPONENT:	11/27/16	San Francisco held Dolphins to 95 rushing yds in a Dolphins home win

HELD OPPONENT UNDER 100 NET YARDS PASSING

DOLPHINS:	12/1/14	Dolphins held N.Y. Jets to 49 net passing yds in win at N.Y. Jets
OPPONENT:	12/22/13	Buffalo held Dolphins to 89 net passing yds in Dolphins road loss

HELD OPPONENT UNDER 150 NET YARDS PASSING

DOLPHINS:	11/20/16	Dolphins held Los Angeles to 125 net passing yds in a Dolphins away win
OPPONENT:	11/20/16	Los Angeles held Dolphins to 142 net passing yds in Dolphins away win

TWO INTERCEPTION RETURNS FOR A TOUCHDOWN

DOLPHINS:	10/26/14	Louis Delmas (81yd TD) and Brent Grimes (22yd TD) at Jacksonville
OPPONENT:	10/25/09	Darren Sharper (42yd TD) and Tracy Porter (54yd TD) vs. New Orleans

INTERCEPTION RETURN FOR A TOUCHDOWN

DOLPHINS:	11/13/16	Kiko Alonso (60yd TD) at San Diego
OPPONENT:	9/25/16	Briean Boddy-Calhoun (27yd TD) vs. Cleveland

INDIVIDUAL WITH THREE-OR-MORE INTERCEPTIONS

DOLPHINS:	11/7/99	Sam Madison (3) vs. Tennessee
OPPONENT:	10/20/02	Nate Clements (3) at Buffalo

INDIVIDUAL WITH TWO-OR-MORE INTERCEPTIONS

DOLPHINS:	11/13/16	Tony Lippett (2) at San Diego
OPPONENT:	9/27/15	Preston Brown (2) vs. Buffalo

SEVEN-OR-MORE SACKS BY TEAM

DOLPHINS:	9/30/12	Dolphins recorded 8 sacks in a loss at Arizona
OPPONENT:	12/27/15	Indianapolis Colts recorded 7 sacks in a home win

SIX-OR-MORE SACKS BY TEAM

DOLPHINS:	10/18/15	Dolphins recorded 6 sacks in a win at Tennessee
OPPONENT:	10/9/16	Tennessee recorded 6 sacks in a road win

FIVE-OR-MORE SACKS BY TEAM

DOLPHINS:	10/18/15	Dolphins recorded 6 sacks in a win at Tennessee
OPPONENT:	10/9/16	Tennessee recorded 6 sacks in a road win

INDIVIDUAL WITH FOUR-OR-MORE SACKS

DOLPHINS:	10/18/15	Cameron Wake (4.0) at Tennessee
OPPONENT:		Has never happened

INDIVIDUAL WITH THREE-OR-MORE SACKS

DOLPHINS:	10/18/15	Cameron Wake (4.0) at Tennessee
OPPONENT:	12/7/14	Elvis Dumervil (3.5) vs. Baltimore

INDIVIDUAL WITH TWO-OR-MORE SACKS

DOLPHINS:	11/13/16	Cameron Wake (2.0) at San Diego
OPPONENT:	11/20/16	Dominique Easley (2.0) in Rams home lost

FUMBLE RECOVERED FOR TOUCHDOWN

DOLPHINS:	9/28/14	Cortland Finnegan (50) at Oakland (London)
OPPONENT:	12/20/07	Chinedum Ndukwe (54) at Cincinnati



THE LAST TIME... (SPECIAL TEAMS)

KICKOFF RETURN FOR A TOUCHDOWN

DOLPHINS: 11/6/16 Kenyan Drake (96TD) vs. N.Y. Jets
OPPONENT: 9/14/14 C.J. Spiller (102TD) at Buffalo

KICKOFF RETURN FOR A TOUCHDOWN ON THE OPENING KICKOFF

DOLPHINS: 12/5/71 Mercury Morris (94 yds) at New England
OPPONENT: 11/28/10 Jacoby Ford (101TD) at Oakland

KICKOFF RETURN FOR 50 YARDS OR MORE

DOLPHINS: 11/27/16 Kenyan Drake (78) vs. San Francisco
OPPONENT: 12/28/14 Chris Owusu (87) vs. New York Jets

PUNT RETURN FOR A TOUCHDOWN

DOLPHINS: 10/9/16 Jakeem Grant (74TD) vs. Tennessee
OPPONENT: 11/15/12 Leodis McKelvin (79TD) at Buffalo

PUNT RETURN FOR 50 YARDS OR MORE

DOLPHINS: 10/9/16 Jakeem Grant (74TD) vs. Tennessee
OPPONENT: 11/29/15 Jeremy Kerley (57) at New York Jets

BLOCKED PUNT RECOVERED FOR TOUCHDOWN

DOLPHINS: 10/28/12 Olivier Vernon at New York Jets
OPPONENT: 9/29/91 Chris Burkett vs. New York Jets

BLOCKED PUNT

DOLPHINS: 11/15/15 Zach Vigil at Philadelphia (*Blocked a Donnie Jones punt in the 2nd quarter*)
OPPONENT: 9/14/14 Boobie Dixon at Buffalo (*Block a Brandon Fields punt in the 1st quarter*)

BLOCKED PAT

DOLPHINS: 10/9/16 Dolphins (C. Jones) blocked Tennessee (R. Succop) extra point in Miami
OPPONENT: 11/15/09 Tampa Bay (D. Penn) blocked Dolphins (D. Carpenter) extra point

MISSED (NOT BLOCKED) PAT

DOLPHINS: 11/29/15 Andrew Franks at N.Y. Jets
OPPONENT: 12/27/15 Adam Vinatieri vs. Indianapolis

BLOCKED FIELD GOAL

DOLPHINS: 11/9/14 Earl Mitchell at Detroit (Matt Prater 42-yd attempt)
OPPONENT: 10/16/16 Daniel McCullers vs. Pittsburgh (Andrew Franks 24-yd attempt)

BLOCKED FIELD GOAL RETURNED FOR A TD

DOLPHINS: 12/19/71 Curtis Johnson (47TD) on Tim Webster attempt vs. Green Bay
OPPONENT: 12/14/14 Kyle Arrington (62TD) on Caleb Sturgis attempt vs. New England

INDIVIDUAL WITH SIX-OR-MORE FIELD GOALS ATTEMPTED

DOLPHINS: 11/28/10 Dan Carpenter (4-6) at Oakland (49, 51SH, 23, 44, 49 WR, 25)
OPPONENT: 9/25/16 Cody Parkey (3-6) vs. Cleveland (41WL, 46, 48, 42 WL, 38, 46 WL)

INDIVIDUAL WITH SIX-OR-MORE FIELD GOALS MADE

DOLPHINS: 10/17/99 Olindo Mare (6-6) at New England (20, 33, 45, 45, 41, 53)
OPPONENT: N/A

INDIVIDUAL WITH FIVE-OR-MORE FIELD GOALS ATTEMPTED

DOLPHINS: 10/16/16 Andrew Franks (3-5) in Miami (30, 23, 30, 24B, 50 WL)
OPPONENT: 9/29/16 Mike Nugent (5-5) at Cincinnati (42, 22, 43, 22, 47)

INDIVIDUAL WITH FIVE-OR-MORE FIELD GOALS MADE

DOLPHINS: 10/31/10 Dan Carpenter (5-5) at Cincinnati (38, 42, 24, 54, 31)
OPPONENT: 9/29/16 Mike Nugent (5-5) at Cincinnati (42, 22, 43, 22, 47)

INDIVIDUAL WITH FOUR-OR-MORE FIELD GOALS ATTEMPTED

DOLPHINS: 10/16/16 Andrew Franks (3-5) in Miami (30, 23, 30, 24B, 50 WL)
OPPONENT: 9/29/16 Mike Nugent (5-5) at Cincinnati (42, 22, 43, 22, 47)

INDIVIDUAL WITH FOUR-OR-MORE FIELD GOALS MADE

DOLPHINS: 9/7/14 Caleb Sturgis (4-4) vs. New England (38, 24, 22, 27)
OPPONENT: 9/29/16 Mike Nugent (5-5) at Cincinnati (42, 22, 43, 22, 47)

INDIVIDUAL WITH THREE-OR-MORE FIELD GOALS ATTEMPTED

DOLPHINS: 10/16/16 Andrew Franks (3-5) in Miami (30, 23, 30, 24B, 50 WL)
OPPONENT: 11/6/16 Nick Folk (3-3) vs. N.Y. Jets (23, 21, 28)

INDIVIDUAL WITH THREE-OR-MORE FIELD GOALS MADE

DOLPHINS: 10/16/16 Andrew Franks (3-5) in Miami (30, 23, 30, 24B, 50 WL)
OPPONENT: 11/6/16 Nick Folk (3-3) vs. N.Y. Jets (23, 21, 28)

SUCCESSFUL ONSIDES KICK

DOLPHINS: 10/28/12 Dolphins win at New York Jets
OPPONENT: 12/18/11 Dolphins win at Buffalo

FAILED ONSIDES KICK ATTEMPT

DOLPHINS: 12/20/15 Dolphins loss at San Diego
OPPONENT: 10/23/16 Dolphins win vs. Buffalo

National Football League Game Summary

NFL Copyright © 2016 by The National Football League. All rights reserved. This summary and play-by-play is for the express purpose of assisting media in their coverage of the game; any other use of this material is prohibited without the written permission of the National Football League. Updated: 11/27/2016

Date: Sunday, 11/27/2016

San Francisco 49ers at Miami Dolphins

Start Time: 1:03 PM EST

at Hard Rock Stadium, Miami Gardens, Fla.

Game Day Weather

Game Weather: Partly Cloudy
Played Outdoor on Turf:

Temp: 79° F (26.1° C) Humidity: 49%, Wind: NE 13 mph

Officials

Referee: Torbert, Ronald (62)
Line Judge: Steinkerchner, Mark (84)
Back Judge: Yette, Greg (38)

Umpire: King, Paul (121)
Side Judge: Gautreaux, Greg (80)
Replay Official: Spyskma, Bill ()

Head Linesman: Howey, Jim (37)
Field Judge: Santi, Aaron (50)

Lineups

San Francisco 49ers

Offense		Defense	
WR 17	J.Kerley	LDT 99	D.Buckner
LT 74	J.Staley	NT 90	G.Dorsey
LG 68	Z.Beadles	RDT 93	C.Jones
C 67	D.Kilgore	OLB 55	A.Brooks
RG 65	J.Garnett	ILB 50	N.Bellore
RT 77	T.Brown	ILB 51	G.Hodges
TE 89	V.McDonald	OLB 58	E.Harold
WR 82	T.Smith	LCB 26	T.Brock
WR 11	Q.Patton	RCB 25	J.Ward
RB 28	C.Hyde	FS 29	J.Tartt
QB 7	C.Kaepernick	SS 41	A.Bethea

Miami Dolphins

Offense		Defense	
WR 10	K.Stills	DE 91	C.Wake
LT 79	S.Young	DT 93	N.Suh
LG 60	K.Urbik	DT 97	J.Phillips
C 65	A.Steen	DE 50	A.Branch
RG 74	J.Bushrod	CB 28	B.McCain
RT 70	J.James	LB 47	K.Alonso
TE 80	D.Sims	LB 53	J.Jenkins
QB 17	R.Tannehill	CB 41	B.Maxwell
RB 23	J.Ajayi	CB 36	T.Lippett
WR 14	J.Landry	S 24	I.Abdul-Quddus
TE 48	M.Gray	S 30	B.Rambo

Substitutions

K 4 P.Dawson, P 5 B.Pinion, WR 13 A.Burbridge, WR 14 C.Harper, RB 24 S.Draughn, CB 27 K.Reaser, RB 32 D.Harris, CB 33 R.Robinson, CB 36 D.Johnson, CB 38 J.Shepherd, DB 40 V.Sunseri, LB 56 S.Skov, LB 57 M.Wilhoite, G 61 A.Tiller, DT 63 T.Jerod-Eddie, NT 64 M.Purcell, WR 81 R.Streater, TE 84 B.Bell, TE/LS 86 K.Nelson, TE 88 G.Celek, LB 95 T.Carradine, DL 98 R.Blair

Substitutions

K 3 A.Franks, P 4 M.Darr, WR 11 D.Parker, WR 19 J.Grant, RB 26 D.Williams, S 31 M.Thomas, RB 32 K.Drake, S 35 W.Aikens, CB 40 L.Pitts, LB 42 S.Paysinger, LB 45 M.Hull, LB 46 N.Hewitt, LB 49 Z.Vigil, LB 56 D.Butler, C 64 J.Brendel, DE 75 N.Williams, DE 78 T.Fede, TE 85 D.Jones, WR 88 L.Caroo, DT 90 E.Mitchell, LS 92 J.Denney, DE 94 M.Williams

Did Not Play

QB 2 B.Gabbert, C 66 M.Martin

Did Not Play

QB 8 M.Moore, T 71 B.Harris

Not Active

QB 15 C.Ponder, CB 20 M.Cromartie, RB 22 M.Davis, LB 59 A.Lynch, OL 71 J.Theus, TE 85 J.Hamm, DT 92 Q.Dial

Not Active

CB 21 J.Lucas, CB 25 X.Howard, C 51 M.Pouncey, G/T 67 L.Tunsil, T 76 B.Albert, TE 83 T.Duarte, DT 96 L.Orr

Field Goals (made () & missed)

	P.Dawson (36)	A.Franks (24)						
			1	2	3	4	OT	Total
VISITOR: San Francisco 49ers			7	0	7	10	0	24
HOME: Miami Dolphins			0	14	10	7	0	31

Scoring Plays

Team	Qtr	Time	Play Description (Extra Point) (Drive Info)	Visitor	Home
49ers	1	9:46	C.Hyde 11 yd. pass from C.Kaepernick (P.Dawson kick) (8-62, 3:30)	7	0
Dolphins	2	12:22	J.Ajayi 2 yd. run (A.Franks kick) (11-91, 5:28)	7	7
Dolphins	2	2:17	D.Sims 16 yd. pass from R.Tannehill (A.Franks kick) (11-84, 6:50)	7	14
Dolphins	3	12:31	A.Franks 24 yd. Field Goal (5-20, 2:18)	7	17
49ers	3	7:34	G.Celek 4 yd. pass from C.Kaepernick (P.Dawson kick) (9-91, 4:57)	14	17
Dolphins	3	1:33	K.Stills 43 yd. pass from R.Tannehill (A.Franks kick) (5-60, 1:50)	14	24
Dolphins	4	11:31	L.Caroo 15 yd. pass from R.Tannehill (A.Franks kick) (6-67, 3:23)	14	31
49ers	4	7:42	T.Smith 1 yd. pass from C.Kaepernick (P.Dawson kick) (8-75, 3:49)	21	31
49ers	4	2:15	P.Dawson 36 yd. Field Goal (14-62, 3:36)	24	31

National Football League Game Summary

NFL Copyright © 2016 by The National Football League. All rights reserved. This summary and play-by-play is for the express purpose of assisting media in their coverage of the game; any other use of this material is prohibited without the written permission of the National Football League. Updated: 11/27/2016

Paid Attendance: 65,856

Time: 3:19

Final Individual Statistics

San Francisco 49ers

RUSHING	ATT	YDS	AVG	LG	TD
C.Kaepernick	10	113	11.3	30	0
C.Hyde	13	65	5.0	24	0
D.Harris	2	15	7.5	8	0
Total	25	193	7.7	30	0

PASSING	ATT	CMP	YDS	SK/YD	TD	LG	IN	RT
C.Kaepernick	46	29	296	2/14	3	35	1	94.1
Total	46	29	296	2/14	3	35	1	94.1

PASS RECEIVING	TAR	REC	YDS	AVG	LG	TD
S.Draughn	6	6	49	8.2	16	0
C.Hyde	6	5	30	6.0	11	1
V.McDonald	8	4	60	15.0	35	0
R.Streater	5	4	46	11.5	25	0
T.Smith	7	3	24	8.0	17	1
C.Harper	4	2	32	16.0	16	0
J.Kerley	4	2	24	12.0	18	0
G.Celek	3	2	19	9.5	15	1
Q.Patton	1	1	12	12.0	12	0
B.Bell	1	0	0	0.0	0	0
Total	45	29	296	10.2	35	3

INTERCEPTIONS	NO	YDS	AVG	LG	TD
Total	0	0	0	0	0

PUNTING	NO	YDS	AVG	NET	TB	IN20	LG
B.Pinion	4	189	47.3	45.8	0	1	59
Total	4	189	47.3	45.8	0	1	59

PUNT RETURNS	NO	YDS	AVG	FC	LG	TD
J.Kerley	1	2	2.0	3	2	0
[TOUCHBACK]	1	0	0.0	0	0	0
Total	1	2	2.0	3	2	0

KICKOFF RETURNS	NO	YDS	AVG	FC	LG	TD
J.Shepherd	3	50	16.7	0	25	0
[TOUCHBACK]	3	0	0.0	0	0	0
Total	3	50	16.7	0	25	0

Miami Dolphins

RUSHING	ATT	YDS	AVG	LG	TD
J.Ajayi	18	45	2.5	18	1
R.Tannehill	6	34	5.7	17	0
K.Drake	1	9	9.0	9	0
D.Williams	1	7	7.0	7	0
Total	26	95	3.7	18	1

PASSING	ATT	CMP	YDS	SK/YD	TD	LG	IN	RT
R.Tannehill	30	20	285	2/22	3	46	0	130.6
Total	30	20	285	2/22	3	46	0	130.6

PASS RECEIVING	TAR	REC	YDS	AVG	LG	TD
D.Sims	4	4	53	13.3	23	1
J.Landry	7	4	47	11.8	17	0
K.Stills	6	3	72	24.0	43	1
D.Parker	6	3	64	21.3	46	0
M.Gray	2	2	12	6.0	7	0
D.Williams	2	2	11	5.5	6	0
L.Carroo	1	1	15	15.0	15	1
J.Ajayi	2	1	11	11.0	11	0
Total	30	20	285	14.3	46	3

INTERCEPTIONS	NO	YDS	AVG	LG	TD
K.Alonso	1	10	10.0	10	0
Total	1	10	10.0	10	0

PUNTING	NO	YDS	AVG	NET	TB	IN20	LG
M.Darr	5	209	41.8	37.4	1	1	53
Total	5	209	41.8	37.4	1	1	53

PUNT RETURNS	NO	YDS	AVG	FC	LG	TD
J.Landry	2	7	3.5	1	6	0
J.Grant	1	-1	-1.0	0	-1	0
Total	3	6	2.0	1	6	0

KICKOFF RETURNS	NO	YDS	AVG	FC	LG	TD
K.Drake	2	99	49.5	0	78	0
J.Grant	2	35	17.5	0	21	0
D.Williams	1	0	0.0	0	0	0
Total	5	134	26.8	0	78	0

San Francisco 49ers

FUMBLES	FUM	LOST	OWN-REC	YDS	TD	FORCED	OPP-REC	YDS	TD	OUT-BDS
G.Celek	1	1	0	0	0	0	0	0	0	0
Total	1	1	0	0	0	0	0	0	0	0

Miami Dolphins

FUMBLES	FUM	LOST	OWN-REC	YDS	TD	FORCED	OPP-REC	YDS	TD	OUT-BDS
J.Grant	1	0	1	0	0	0	0	0	0	0
B.Maxwell	0	0	0	0	0	1	0	0	0	0
K.Alonso	0	0	0	0	0	0	1	0	0	0
Total	1	0	1	0	0	1	1	0	0	0

Final Team Statistics

	Visitor 49ers	Home Dolphins
TOTAL FIRST DOWNS	25	19
By Rushing	9	6
By Passing	15	12
By Penalty	1	1
THIRD DOWN EFFICIENCY	7-14-50%	6-12-50%
FOURTH DOWN EFFICIENCY	2-2-100%	0-0-0%
TOTAL NET YARDS	475	358
Total Offensive Plays (inc. times thrown passing)	73	58
Average gain per offensive play	6.5	6.2
NET YARDS RUSHING	193	95
Total Rushing Plays	25	26
Average gain per rushing play	7.7	3.7
Tackles for a loss-number and yards	3-5	6-17
NET YARDS PASSING	282	263
Times thrown - yards lost attempting to pass	2-14	2-22
Gross yards passing	296	285
PASS ATTEMPTS-COMPLETIONS-HAD INTERCEPTED	46-29-1	30-20-0
Avg gain per pass play (inc.# thrown passing)	5.9	8.2
KICKOFFS Number-In End Zone-Touchbacks	5-3-0	6-5-3
PUNTS Number and Average	4-47.3	5-41.8
Had Blocked	0	0
FGs - PATs Had Blocked	0-0	0-0
Net Punting Average	45.8	37.4
TOTAL RETURN YARDAGE (Not Including Kickoffs)	2	16
No. and Yards Punt Returns	1-2	3-6
No. and Yards Kickoff Returns	3-50	5-134
No. and Yards Interception Returns	0-0	1-10
PENALTIES Number and Yards	7-65	4-42
FUMBLES Number and Lost	1-1	1-0
TOUCHDOWNS	3	4
Rushing	0	1
Passing	3	3
EXTRA POINTS Made-Attempts	3-3	4-4
Kicking Made-Attempts	3-3	4-4
FIELD GOALS Made-Attempts	1-1	1-1
RED ZONE EFFICIENCY	3-5-60%	3-4-75%
GOAL TO GO EFFICIENCY	1-2-50%	1-1-100%
SAFETIES	0	0
FINAL SCORE	24	31
TIME OF POSSESSION	29:28	30:32

Ball Possession And Drive Chart

San Francisco 49ers

#	Time Recd	Time Lost	Time Poss	How Ball Obtained	Drive Began	# Play	Yds Gain	Yds Pen	Net Yds	1st Down	Last Scrm	How Given Up
1	13:16	9:46	3:30	Punt	SF 38	8	62	0	62	5	* MIA 11	Touchdown
2	6:11	2:50	3:21	Punt	SF 19	6	27	-15	12	1	SF 31	Punt
3	12:22	9:07	3:15	Kickoff	SF 25	6	59	0	59	2	MIA 31	Fumble
4	2:17	0:47	1:30	Kickoff	SF 18	5	14	0	14	1	SF 32	Punt
5	15:00	14:49	0:11	Kickoff	SF 25	1	0	0	0	0	SF 25	Interception
6	12:31	7:34	4:57	Kickoff	SF 9	9	91	0	91	5	* MIA 4	Touchdown
7	5:19	3:23	1:56	Punt	SF 20	3	9	-10	-1	0	SF 19	Punt
8	1:33	14:54	1:39	Kickoff	SF 25	3	-2	0	-2	0	SF 23	Punt
9	11:31	7:42	3:49	Kickoff	SF 25	8	63	12	75	4	* MIA 1	Touchdown
10	5:51	2:15	3:36	Punt	SF 20	14	77	-15	62	4	* MIA 18	Field Goal
11	1:44	0:00	1:44	Punt	SF 38	11	75	-15	60	3	* MIA 6	End of Game

(262) Average SF 24

Miami Dolphins

#	Time Recd	Time Lost	Time Poss	How Ball Obtained	Drive Began	# Play	Yds Gain	Yds Pen	Net Yds	1st Down	Last Scrm	How Given Up
1	15:00	13:16	1:44	Kickoff	MIA 13	3	7	0	7	0	MIA 20	Punt
2	9:46	6:11	3:35	Kickoff	MIA 21	7	20	5	25	2	MIA 46	Punt
3	2:50	12:22	5:28	Punt	MIA 9	11	91	0	91	4	* SF 2	Touchdown
4	9:07	2:17	6:50	Fumble	MIA 16	11	94	-10	84	6	* SF 16	Touchdown
5	0:47	0:00	0:47	Punt	MIA 30	2	-6	0	-6	0	MIA 37	End of Half
6	14:49	12:31	2:18	Interception	SF 26	5	20	0	20	1	* SF 6	Field Goal
7	7:34	5:19	2:15	Kickoff	SF 24	3	-11	-5	-16	0	SF 40	Punt
8	3:23	1:33	1:50	Punt	MIA 40	5	60	0	60	2	SF 43	Touchdown
9	14:54	11:31	3:23	Punt	MIA 33	6	67	0	67	4	* SF 15	Touchdown
10	7:42	5:51	1:51	Kickoff	MIA 22	3	7	0	7	0	MIA 29	Punt
11	2:15	1:44	0:31	Kickoff	MIA 14	3	9	0	9	0	MIA 23	Punt

(348) Average MIA 32

* inside opponent's 20

Time of Possession by Quarter		1st	2nd	3rd	4th	OT	Total
Visitor	San Francisco 49ers	6:51	4:45	8:37	9:15		29:28
Home	Miami Dolphins	8:09	10:15	6:23	5:45		30:32
Kickoff Drive No.-Start Average		49ers: 6 - SF 21		Dolphins: 5 - MIA 29			

Final Defensive Statistics

San Francisco 49ers	Regular Defensive Plays											Special Teams					Misc			
	TKL	AST	COMB	SK	/ YDS	TFL	Q	IN	PD	FF	FR	TKL	AST	FF	FR	BL	TKL	AST	FF	FR
A.Bethea	6	1	7	0	0	0	0	0	0	0	0	0	0	0	0	0	0	0	0	0
N.Bellore	3	4	7	0.5	6.5	1	1	0	0	0	0	1	0	0	0	0	0	0	0	0
T.Brock	4	1	5	0	0	0	0	0	1	0	0	0	0	0	0	0	0	0	0	0
J.Ward	3	2	5	0	0	0	0	0	0	0	0	0	0	0	0	0	0	0	0	0
G.Hodges	2	3	5	0	0	0	0	0	0	0	0	0	0	0	0	0	0	0	0	0
D.Buckner	3	1	4	0	0	1	0	0	0	0	0	0	0	0	0	0	0	0	0	0
A.Brooks	1	3	4	0.5	6.5	1	1	0	0	0	0	0	0	0	0	0	0	0	0	0
K.Reaser	2	1	3	0	0	1	0	0	0	0	0	0	0	0	0	0	0	0	0	0
E.Harold	1	2	3	0	0	0	0	0	0	0	0	0	0	0	0	0	0	0	0	0
R.Blair	2	0	2	1	9	1	1	0	0	0	0	0	0	0	0	0	0	0	0	0
M.Wilhoite	2	0	2	0	0	0	0	0	1	0	0	1	1	0	0	0	0	0	0	0
R.Robinson	2	0	2	0	0	0	0	0	1	0	0	0	0	0	0	0	0	0	0	0
J.Tartt	1	1	2	0	0	0	0	0	0	0	0	1	0	0	0	0	0	0	0	0
C.Jones	1	1	2	0	0	0	0	0	0	0	0	0	0	0	0	0	0	0	0	0
D.Johnson	0	2	2	0	0	0	0	0	0	0	0	0	0	0	0	0	0	0	0	0
G.Dorsey	1	0	1	0	0	0	0	0	0	0	0	0	0	0	0	0	0	0	0	0
T.Jerod-Eddie	0	1	1	0	0	0	0	0	0	0	0	0	0	0	0	0	0	0	0	0
S.Skov	0	1	1	0	0	0	0	0	0	0	0	0	0	0	0	0	0	0	0	0
A.Burbridge	0	0	0	0	0	0	0	0	0	0	0	1	1	0	0	0	0	0	0	0
B.Bell	0	0	0	0	0	0	0	0	0	0	0	1	1	0	0	0	0	0	0	0
R.Streater	0	0	0	0	0	0	0	0	0	0	0	0	2	0	0	0	0	0	0	0
K.Nelson	0	0	0	0	0	0	0	0	0	0	0	0	1	0	0	0	0	0	0	0
D.Kilgore	0	0	0	0	0	0	0	0	0	0	0	0	0	0	0	0	1	0	0	0
Q.Patton	0	0	0	0	0	0	0	0	0	0	0	0	0	0	0	0	1	0	0	0
Total	34	24	58	2	22	5	3	0	3	0	0	5	6	0	0	0	2	0	0	0

TKL = Tackle AST = Assist COMB = Combined QH=QB Hit IN = Interception PD = Pass Defense FF = Forced Fumble FR = Fumble Recovery

Miami Dolphins	Regular Defensive Plays											Special Teams					Misc			
	TKL	AST	COMB	SK	/ YDS	TFL	QH	IN	PD	FF	FR	TKL	AST	FF	FR	BL	TKL	AST	FF	FR
K.Alonso	4	8	12	0	0	0	2	1	1	0	1	0	0	0	0	0	0	0	0	0
B.Rambo	4	3	7	0	0	0	1	0	1	0	0	0	1	0	0	0	0	0	0	0
I.Abdul-Quddus	4	3	7	0	0	0	0	0	0	0	0	0	0	0	0	0	0	0	0	0
B.Maxwell	5	1	6	0	0	0	0	0	2	1	0	0	0	0	0	0	0	0	0	0
A.Branch	4	1	5	1	5	2	1	0	0	0	0	0	0	0	0	0	0	0	0	0
B.McCain	4	1	5	0	0	0	0	0	1	0	0	0	0	0	0	0	0	0	0	0
N.Hewitt	2	3	5	0	0	0	0	0	0	0	0	0	0	0	0	0	0	0	0	0
T.Lippett	3	1	4	0	0	0	0	0	1	0	0	0	0	0	0	0	0	0	0	0
D.Butler	0	4	4	0	0	0	0	0	0	0	0	0	0	0	0	0	0	0	0	0
N.Suh	3	0	3	0	0	1	2	0	0	0	0	0	0	0	0	0	0	0	0	0
J.Jenkins	3	0	3	0	0	0	0	0	0	0	0	0	0	0	0	0	0	0	0	0
C.Wake	2	1	3	1	9	1	2	0	0	0	0	0	0	0	0	0	0	0	0	0
T.Fede	1	2	3	0	0	0	0	0	0	0	0	0	0	0	0	0	0	0	0	0
E.Mitchell	1	0	1	0	0	0	0	0	0	0	0	0	0	0	0	0	0	0	0	0
M.Williams	0	1	1	0	0	0	0	0	0	0	0	0	0	0	0	0	0	0	0	0
M.Thomas	0	0	0	0	0	0	0	0	1	0	0	0	0	0	0	0	0	0	0	0
M.Hull	0	0	0	0	0	0	0	0	0	0	0	1	3	0	0	0	0	0	0	0
L.Pitts	0	0	0	0	0	0	0	0	0	0	0	0	1	0	0	0	0	0	0	0
K.Drake	0	0	0	0	0	0	0	0	0	0	0	0	1	0	0	0	0	0	0	0
J.Grant	0	0	0	0	0	0	0	0	0	0	0	0	0	0	1	0	0	0	0	0
Total	40	29	69	2	14	4	8	1	7	1	1	1	6	0	1	0	0	0	0	0

San Francisco 49ers vs Miami Dolphins
11/27/2016 at Hard Rock Stadium

First Half Summary

PERIOD SCORES

49ers	7	0 = 7
Dolphins	0	14 = 14

TIME OF POSSESSION

49ers	11:36
Dolphins	18:24

Scoring Plays

Team	Qtr	Time	Play Description (Extra Point) (Drive Info)	Visitor	Home
49ers	1	9:46	C.Hyde 11 yd. pass from C.Kaepernick (P.Dawson kick) (8-62, 3:30)	7	0
Dolphins	2	12:22	J.Ajayi 2 yd. run (A.Franks kick) (11-91, 5:28)	7	7
Dolphins	2	2:17	D.Sims 16 yd. pass from R.Tannehill (A.Franks kick) (11-84, 6:50)	7	14

	San Francisco 49ers	Miami Dolphins
TOTAL FIRST DOWNS	9	12
First Downs Rushing-Passing-by Penalty	6 - 3 - 0	4 - 7 - 1
THIRD DOWN EFFICIENCY	2-4-50%	5-7-71%
TOTAL NET YARDS	162	206
Total Offensive Plays	25	34
NET YARDS RUSHING	99	65
NET YARDS PASSING	63	141
Gross Yards Passing	63	154
Times thrown-yards lost attempting to pass	0-0	1-13
Pass Attempts-Completions-Had Intercepted	14 - 9 - 0	17 - 12 - 0
Punts-Number and Average	2 - 51.5	2 - 38.5
Penalties-Number and Yards	3 - 20	2 - 20
Fumbles-Number and Lost	1 - 1	1 - 0
Red Zone Efficiency	1-1-100%	2-2-100%
Average Drive Start	SF 25	MIA 18

San Francisco 49ers							Miami Dolphins										
RUSHING							RUSHING										
	ATT	YDS	AVG	LG	TD		ATT	YDS	AVG	LG	TD						
C.Kaepernick	4	62	15.5	30	0	J.Ajayi	11	25	2.3	10	1						
C.Hyde	6	29	4.8	11	0	R.Tannehill	3	24	8.0	17	0						
D.Harris	1	8	8.0	8	0	K.Drake	1	9	9.0	9	0						
						D.Williams	1	7	7.0	7	0						
Total	11	99	9.0	30	0	Total	16	65	4.1	17	1						
PASSING										PASSING							
	ATT	CMP	YDS	SK/YD	TD	LG	IN	RT		ATT	CMP	YDS	SK/YD	TD	LG	IN	RT
C.Kaepernick	14	9	63	0/0	1	15	0	98.2	R.Tannehill	17	12	154	1/13	1	46	0	118.3
Total	14	9	63	0/0	1	15	0	98.2	Total	17	12	154	1/13	1	46	0	118.3
PASS RECEIVING								PASS RECEIVING									
	TAR	REC	YDS	AVG	LG	TD		TAR	REC	YDS	AVG	LG	TD				
C.Hyde	3	3	16	5.3	11	1	J.Landry	4	3	35	11.7	17	0				
S.Draughn	2	2	8	4.0	7	0	D.Parker	4	2	53	26.5	46	0				
G.Celek	1	1	15	15.0	15	0	D.Sims	2	2	23	11.5	16	1				
Q.Patton	1	1	12	12.0	12	0	M.Gray	2	2	12	6.0	7	0				
V.McDonald	3	1	6	6.0	6	0	K.Stills	2	1	14	14.0	14	0				
T.Smith	2	1	6	6.0	6	0	J.Ajayi	2	1	11	11.0	11	0				
C.Harper	1	0	0	0.0	0	0	D.Williams	1	1	6	6.0	6	0				
J.Kerley	1	0	0	0.0	0	0											
Total	14	9	63	7.0	15	1	Total	17	12	154	12.8	46	1				

San Francisco 49ers	Regular Defensive Plays											Special Teams					Misc			
	TKL	AST	COMB	SK	/ YDS	TFL	Q	IN	PD	FF	FR	TKL	AST	FF	FR	BL	TKL	AST	FF	FR
A.Bethea	4	1	5	0	0	0	0	0	0	0	0	0	0	0	0	0	0	0	0	0
N.Bellore	2	3	5	0.5	6.5	1	1	0	0	0	0	0	0	0	0	0	0	0	0	0
T.Brock	3	1	4	0	0	0	0	0	0	0	0	0	0	0	0	0	0	0	0	0
D.Buckner	2	1	3	0	0	0	0	0	0	0	0	0	0	0	0	0	0	0	0	0
Total	11	6	17	0.5	6.5	1	1	0	0	0	0	0	0	0	0	0	0	0	0	0

First Half Summary

Miami Dolphins	Regular Defensive Plays											Special Teams					Misc			
	TKL	AST	COMB	SK	/ YDS	TFL	QH	IN	PD	FF	FR	TKL	AST	FF	FR	BL	TKL	AST	FF	FR
K.Alonso	3	2	5	0	0	0	0	0	0	0	1	0	0	0	0	0	0	0	0	0
N.Hewitt	1	2	3	0	0	0	0	0	0	0	0	0	0	0	0	0	0	0	0	0
I.Abdul-Quddus	2	0	2	0	0	0	0	0	0	0	0	0	0	0	0	0	0	0	0	0
J.Jenkins	2	0	2	0	0	0	0	0	0	0	0	0	0	0	0	0	0	0	0	0
Total	8	4	12	0	0	0	0	0	0	0	1	0	0	0	0	0	0	0	0	0

Play By Play

First Quarter

SF wins the coin toss and elects to defer. MIA elects to Receive, and SF elects to defend the east goal.

P.Dawson kicks 63 yards from SF 35 to MIA 2. J.Grant to MIA 23 for 21 yards (A.Burbridge; M.Wilhoite).

PENALTY on MIA-N.Hewitt, Offensive Holding, 10 yards, enforced at MIA 23.

Miami Dolphins at 15:00, (1st play from scrimmage 14:54)

- 1-10-MIA 13 (14:54) R.Tannehill pass short left to M.Gray to MIA 18 for 5 yards (N.Bellore).
 2-5-MIA 18 (14:10) J.Ajayi left end to MIA 20 for 2 yards (E.Harold).
 3-3-MIA 20 (13:29) R.Tannehill pass incomplete short middle to J.Ajayi (M.Wilhoite).
 4-3-MIA 20 (13:23) (Punt formation) M.Darr punts 42 yards to SF 38, Center-J.Denney, fair catch by J.Kerley.

San Francisco 49ers at 13:16

- 1-10-SF 38 (13:16) (Shotgun) C.Kaepernick right tackle to MIA 48 for 14 yards (I.Abdul-Quddus). R1
1-10-MIA 48 (12:42) (Shotgun) C.Kaepernick pass short left to C.Hyde to MIA 46 for 2 yards (B.McCain).
 2-8-MIA 46 (12:10) (No Huddle, Shotgun) C.Kaepernick pass short right to Q.Patton to MIA 34 for 12 yards (T.Lippett). P2
1-10-MIA 34 (11:43) (No Huddle, Shotgun) C.Hyde right guard to MIA 23 for 11 yards (K.Alonso, B.Maxwell). R3
1-10-MIA 23 (11:21) (No Huddle, Shotgun) C.Kaepernick pass short left to V.McDonald to MIA 17 for 6 yards (N.Hewitt).
 2-4-MIA 17 (10:38) (No Huddle, Shotgun) C.Kaepernick right tackle to MIA 11 for 6 yards (B.Rambo). R4
 Timeout #1 by SF at 09:55.
1-10-MIA 11 (9:55) (Shotgun) C.Kaepernick pass incomplete short middle to V.McDonald (M.Thomas) [N.Suh].
 2-10-MIA 11 **(9:51) C.Kaepernick pass short right to C.Hyde for 11 yards, TOUCHDOWN.** P5
 P.Dawson extra point is GOOD, Center-K.Nelson, Holder-B.Pinion.

SF 7 MIA 0, 8 plays, 62 yards, 3:30 drive, 5:14 elapsed
--

P.Dawson kicks 65 yards from SF 35 to MIA 0. K.Drake to MIA 21 for 21 yards (R.Streater; B.Bell).

Miami Dolphins at 9:46, (1st play from scrimmage 9:40)

- 1-10-MIA 21 (9:40) R.Tannehill scrambles left end pushed ob at MIA 27 for 6 yards (D.Buckner).
PENALTY on SF-T.Brock, Defensive Holding, 5 yards, enforced at MIA 27. X1
1-10-MIA 32 (9:17) (Shotgun) R.Tannehill pass incomplete deep left to D.Parker (R.Robinson).
 2-10-MIA 32 (9:09) (Shotgun) J.Ajayi up the middle to MIA 37 for 5 yards (A.Bethea).
 3-5-MIA 37 (8:35) (Shotgun) J.Ajayi left guard to MIA 45 for 8 yards (M.Wilhoite). R2
1-10-MIA 45 (7:53) J.Ajayi right end to MIA 40 for -5 yards (N.Bellore).
 2-15-MIA 40 (7:08) (Shotgun) R.Tannehill pass incomplete short left to J.Landry.
 3-15-MIA 40 (7:02) (Shotgun) R.Tannehill pass short left to D.Williams to MIA 46 for 6 yards (D.Johnson; N.Bellore).
 4-9-MIA 46 (6:30) (Punt formation) M.Darr punts 35 yards to SF 19, Center-J.Denney, fair catch by J.Kerley.

San Francisco 49ers at 6:11

- 1-10-SF 19 (6:11) (Shotgun) C.Kaepernick pass incomplete deep right to T.Smith.
 2-10-SF 19 (6:05) (No Huddle, Shotgun) C.Hyde up the middle to SF 24 for 5 yards (M.Williams; D.Butler).
 3-5-SF 24 (5:29) (No Huddle, Shotgun) C.Kaepernick scrambles right tackle to SF 36 for 12 yards (I.Abdul-Quddus). R6
1-10-SF 36 (4:57) (No Huddle, Shotgun) C.Kaepernick pass incomplete short middle to J.Kerley (B.McCain).
 2-10-SF 36 (4:46) (No Huddle, Shotgun) C.Kaepernick pass short left to T.Smith pushed ob at SF 38 for 2 yards (T.Lippett).
PENALTY on SF-A.Burbridge, Offensive Holding, 10 yards, enforced at SF 36 - No Play.
 2-20-SF 26 (4:30) (No Huddle, Shotgun) C.Hyde up the middle to SF 30 for 4 yards (N.Suh).
 3-16-SF 30 (4:05) (Shotgun) *PENALTY on SF-J.Staley, False Start, 5 yards, enforced at SF 30 - No Play.*
 3-21-SF 25 (3:35) (Shotgun) C.Hyde right tackle to SF 31 for 6 yards (C.Wake).
 4-15-SF 31 (3:04) (Punt formation) B.Pinion punts 59 yards to MIA 10, Center-K.Nelson. J.Grant MUFFS catch, touched at MIA 10, and recovers at MIA 10. J.Grant to MIA 9 for -1 yards (A.Burbridge).

Miami Dolphins at 2:50

- 1-10-MIA 9 (2:50) J.Ajayi left tackle to MIA 12 for 3 yards (T.Jerod-Eddie; G.Hodges).
 2-7-MIA 12 (2:13) J.Ajayi right end to MIA 12 for no gain (N.Bellore; A.Brooks).
 3-7-MIA 12 (1:23) (Shotgun) R.Tannehill pass deep middle to D.Parker to SF 42 for 46 yards (T.Brock). P3
1-10-SF 42 (:36) R.Tannehill pass incomplete deep left to K.Stills.
 2-10-SF 42 (:28) J.Ajayi right tackle to SF 43 for -1 yards (J.Tartt; C.Jones).

San Francisco 49ers vs Miami Dolphins at Hard Rock Stadium

END OF QUARTER

	Score	Time Poss	First Downs				Efficiencies	
			R	P	X	T	3 Down	4 Down
San Francisco 49ers	7	6:51	4	2	0	6	1/2	0/0
Miami Dolphins	0	8:09	1	1	1	3	2/4	0/0

Second Quarter

11/27/2016

Play By Play

Miami Dolphins continued.

3-11-SF 43	(15:00) (Shotgun) R.Tannehill pass short left to J.Landry to SF 26 for 17 yards (A.Bethea).	P4
<u>1-10-SF 26</u>	(14:24) J.Ajayi left end to SF 24 for 2 yards (R.Robinson).	
2-8-SF 24	(13:41) R.Tannehill pass short right to K.Stills to SF 10 for 14 yards (T.Brock).	P5
	<i>Penalty on SF-R.Robinson, Defensive Holding, declined.</i>	
<u>1-10-SF 10</u>	(13:18) (Shotgun) R.Tannehill pass short right to D.Parker for 10 yards, TOUCHDOWN. The Replay Official reviewed the pass completion ruling, and the play was REVERSED. (Shotgun) R.Tannehill pass incomplete short right to D.Parker.	
2-10-SF 10	(13:10) (Shotgun) R.Tannehill pass short middle to J.Landry to SF 2 for 8 yards (G.Hodges).	
3-2-SF 2	(12:28) J.Brendel reported in as eligible. J.Ajayi left end for 2 yards, TOUCHDOWN.	R6
	A.Franks extra point is GOOD, Center-J.Denney, Holder-M.Darr.	

SF 7 MIA 7, 11 plays, 91 yards, 5:28 drive, 2:38 elapsed

A.Franks kicks 65 yards from MIA 35 to SF 0. J.Shepherd to SF 25 for 25 yards (B.Rambo; M.Hull).

San Francisco 49ers at 12:22, (1st play from scrimmage 12:15)

1-10-SF 25	(12:15) (Shotgun) C.Kaepernick pass short right to C.Hyde to SF 28 for 3 yards (E.Mitchell, K.Alonso).	
2-7-SF 28	(11:42) (No Huddle, Shotgun) C.Hyde left tackle to SF 26 for -2 yards (D.Butler; N.Hewitt).	
3-9-SF 26	(10:56) (No Huddle, Shotgun) C.Kaepernick scrambles left tackle pushed ob at MIA 44 for 30 yards (T.Lippett).	R7
<u>1-10-MIA 44</u>	(10:26) (No Huddle, Shotgun) C.Hyde up the middle to MIA 39 for 5 yards (K.Alonso, A.Branch).	
2-5-MIA 39	(9:57) (No Huddle, Shotgun) D.Harris up the middle to MIA 31 for 8 yards (N.Hewitt; K.Alonso).	R8
<u>1-10-MIA 31</u>	(9:22) (No Huddle, Shotgun) C.Kaepernick pass short middle to G.Celek to MIA 15 for 16 yards (B.Maxwell, B.Rambo) [N.Suh]. FUMBLES (B.Maxwell), RECOVERED by MIA-K.Alonso at MIA 16. K.Alonso to MIA 16 for no gain (D.Kilgore).	

Miami Dolphins at 9:07

1-10-MIA 16	(9:07) (Shotgun) J.Ajayi left tackle to MIA 15 for -1 yards (K.Reaser).	
2-11-MIA 15	(8:39) J.Ajayi right end pushed ob at MIA 25 for 10 yards (J.Ward; T.Brock).	
3-1-MIA 25	(7:57) D.Williams right guard to MIA 32 for 7 yards (A.Bethea).	R7
<u>1-10-MIA 32</u>	(7:20) R.Tannehill pass short middle to J.Ajayi to MIA 43 for 11 yards (A.Bethea, D.Johnson).	P8
<u>1-10-MIA 43</u>	(6:27) (Shotgun) R.Tannehill left end to SF 40 for 17 yards (A.Bethea; J.Ward). SF-N.Bellore was injured during the play. His return is Probable.	R9
<u>1-10-SF 40</u>	(5:47) (Shotgun) R.Tannehill left end to SF 39 for 1 yard (D.Buckner, S.Skov).	
2-9-SF 39	(5:03) R.Tannehill pass short left to J.Landry to SF 29 for 10 yards (K.Reaser).	P10
<u>1-10-SF 29</u>	(4:32) K.Drake left guard to SF 20 for 9 yards (K.Reaser; D.Buckner).	
2-1-SF 20	(3:55) R.Tannehill pass short right to M.Gray pushed ob at SF 13 for 7 yards (T.Brock).	P11
<u>1-10-SF 13</u>	(3:15) (Shotgun) R.Tannehill pass incomplete short right to J.Ajayi (N.Bellore). <i>PENALTY on MIA-J.Bushrod, Offensive Holding, 10 yards, enforced at SF 13 - No Play.</i> <i>Penalty on MIA-J.Ajayi, Illegal Touch Pass, declined.</i>	
1-20-SF 23	(3:03) (Shotgun) R.Tannehill pass short right to D.Parker to SF 16 for 7 yards (J.Ward).	
2-13-SF 16	(2:26) (Shotgun) R.Tannehill pass short middle to D.Sims for 16 yards, TOUCHDOWN.	P12
	A.Franks extra point is GOOD, Center-J.Denney, Holder-M.Darr.	

SF 7 MIA 14, 11 plays, 84 yards, 6:50 drive, 12:43 elapsed

A.Franks kicks 61 yards from MIA 35 to SF 4. J.Shepherd to SF 18 for 14 yards (M.Hull; L.Pitts).

San Francisco 49ers at 2:17, (1st play from scrimmage 2:11)

1-10-SF 18	(2:11) (Shotgun) C.Kaepernick pass short right to S.Draughn pushed ob at SF 25 for 7 yards (J.Jenkins).	
------------	---	--

Two-Minute Warning

2-3-SF 25	(2:00) (Shotgun) C.Kaepernick pass short right to T.Smith to SF 31 for 6 yards (J.Jenkins).	P9
<u>1-10-SF 31</u>	(1:38) (No Huddle, Shotgun) C.Kaepernick pass short right to S.Draughn to SF 32 for 1 yard (K.Alonso).	
2-9-SF 32	(1:07) (No Huddle, Shotgun) C.Kaepernick pass incomplete short right to V.McDonald.	
3-9-SF 32	(1:01) (No Huddle, Shotgun) C.Kaepernick pass incomplete short left to C.Harper (B.Rambo).	
4-9-SF 32	(:58) (Punt formation) B.Pinon punts 44 yards to MIA 24, Center-K.Nelson. J.Landry to MIA 30 for 6 yards (K.Nelson; R.Streater). SF-S.Skov was injured during the play. He is Out.	

Miami Dolphins at 0:47

1-10-MIA 30	(:47) (Shotgun) R.Tannehill pass short right to D.Sims pushed ob at MIA 37 for 7 yards (J.Tartt).	
2-3-MIA 37	(:40) (Shotgun) R.Tannehill sacked at MIA 24 for -13 yards (sack split by N.Bellore and A.Brooks).	

San Francisco 49ers vs Miami Dolphins at Hard Rock Stadium

END OF QUARTER

	Score	Time Poss	First Downs				Efficiencies	
			R	P	X	T	3 Down	4 Down
San Francisco 49ers	7	4:45	2	1	0	3	1/2	0/0
Miami Dolphins	14	10:15	3	6	0	9	3/3	0/0

Third Quarter

11/27/2016

Play By Play

SF elects to Receive, and MIA elects to defend the goal.

A.Franks kicks 65 yards from MIA 35 to end zone, Touchback.

San Francisco 49ers at 15:00

1-10-SF 25 (15:00) (Shotgun) C.Kaepernick pass short right intended for T.Smith INTERCEPTED by K.Alonso (T.Lippett) at SF 36. K.Alonso to SF 26 for 10 yards (Q.Patton).

Miami Dolphins at 14:49

1-10-SF 26 (14:49) (Shotgun) R.Tannehill pass short right to K.Stills to SF 11 for 15 yards (J.Ward) P13

1-10-SF 11 (14:06) J.Ajayi right end to SF 17 for -6 yards (A.Brooks).

2-16-SF 17 (13:27) (Shotgun) R.Tannehill pass incomplete short left to K.Stills.

3-16-SF 17 (13:18) (Shotgun) R.Tannehill pass short right to D.Parker pushed ob at SF 6 for 11 yards (R.Robinson).

4-5-SF 6 (12:34) (Field Goal formation) A.Franks 24 yard field goal is GOOD, Center-J.Denney, Holder-M.Darr.

SF 7 MIA 17, 5 plays, 20 yards, 2:18 drive, 2:29 elapsed

A.Franks kicks 67 yards from MIA 35 to SF -2. J.Shepherd to SF 9 for 11 yards (K.Drake; M.Hull).

San Francisco 49ers at 12:31, (1st play from scrimmage 12:26)

1-10-SF 9 (12:26) (Shotgun) C.Kaepernick left end to SF 19 for 10 yards (K.Alonso) R10

1-10-SF 19 (12:01) (No Huddle, Shotgun) C.Hyde left tackle to SF 43 for 24 yards (I.Abdul-Quddus) R111-10-SF 43 (11:26) (No Huddle, Shotgun) C.Hyde left guard to SF 42 for -1 yards (A.Branch, C.Wake).

2-11-SF 42 (10:38) (No Huddle, Shotgun) C.Kaepernick pass short middle to J.Kerley to SF 48 for 6 yards (B.McCain).

3-5-SF 48 (10:07) (No Huddle, Shotgun) C.Kaepernick pass short right to R.Streater pushed ob at MIA 27 for 25 yards (B.Maxwell) [K.Alonso]. P12

1-10-MIA 27 (9:42) (No Huddle, Shotgun) C.Kaepernick pass short middle to S.Draughn to MIA 11 for 16 yards (B.McCain, K.Alonso) P131-10-MIA 11 (9:06) (No Huddle, Shotgun) C.Hyde left tackle to MIA 8 for 3 yards (T.Fede; N.Hewitt).

2-7-MIA 8 (8:22) (No Huddle, Shotgun) C.Hyde left guard to MIA 4 for 4 yards (D.Butler; T.Lippett).

3-3-MIA 4 (7:39) (No Huddle, Shotgun) C.Kaepernick pass short left to G.Celek for 4 yards, TOUCHDOWN. P14

P.Dawson extra point is GOOD, Center-K.Nelson, Holder-B.Pinion.

SF 14 MIA 17, 9 plays, 91 yards, 4:57 drive, 7:26 elapsed

P.Dawson kicks 67 yards from SF 35 to MIA -2. K.Drake pushed ob at SF 24 for 78 yards (J.Tartt).

Miami Dolphins at 7:34, (1st play from scrimmage 7:22)

1-10-SF 24 (7:22) (Shotgun) R.Tannehill right end to SF 26 for -2 yards (A.Brooks; G.Hodges).

2-12-SF 26 (6:45) (Shotgun) R.Tannehill pass incomplete short right to K.Stills.

3-12-SF 26 (6:38) (Shotgun) R.Tannehill sacked at SF 35 for -9 yards (R.Blair, E.Harold).

4-21-SF 35 (6:05) (Run formation) PENALTY on MIA-R.Tannehill, Delay of Game, 5 yards, enforced at SF 35 - No Play.

4-26-SF 40 (5:30) (Punt formation) M.Darr punts 40 yards to end zone, Center-J.Denney, Touchback.

San Francisco 49ers at 5:19

1-10-SF 20 (5:19) (Shotgun) C.Hyde up the middle to SF 25 for 5 yards (K.Alonso; D.Butler).

PENALTY on SF-J.Staley, Offensive Holding, 10 yards, enforced at SF 20 - No Play.

1-20-SF 10 (5:05) (No Huddle, Shotgun) C.Kaepernick pass incomplete short middle to T.Smith (B.Maxwell).

2-20-SF 10 (4:52) (No Huddle, Shotgun) D.Harris left guard to SF 17 for 7 yards (T.Fede).

3-13-SF 17 (4:11) (No Huddle, Shotgun) C.Kaepernick pass short left to R.Streater to SF 19 for 2 yards (B.McCain).

4-11-SF 19 (3:36) (Punt formation) B.Pinion punts 42 yards to MIA 39, Center-K.Nelson. J.Landry to MIA 40 for 1 yard (M.Wilhoite).

Miami Dolphins at 3:23

1-10-MIA 40 (3:23) J.Ajayi right tackle to MIA 40 for no gain (G.Hodges).

2-10-MIA 40 (2:51) R.Tannehill scrambles right end ran ob at 50 for 10 yards. R14

1-10-50 (2:21) (Shotgun) R.Tannehill pass short right to D.Sims to SF 43 for 7 yards (M.Wilhoite).

2-3-SF 43 (1:56) (No Huddle) R.Tannehill pass deep left to D.Parker pushed ob at SF 11 for 32 yards (T.Brock).

San Francisco challenged the pass completion ruling, and the play was REVERSED.

(No Huddle) R.Tannehill pass incomplete deep left to D.Parker (T.Brock). MIA-D.Parker was injured during the play. His return is Questionable.

3-3-SF 43 (1:40) (Shotgun) R.Tannehill pass deep left to K.Stills for 43 yards, TOUCHDOWN. P15

A.Franks extra point is GOOD, Center-J.Denney, Holder-M.Darr.

SF 14 MIA 24, 5 plays, 60 yards, 1:50 drive, 13:27 elapsed

A.Franks kicks 65 yards from MIA 35 to end zone, Touchback.

San Francisco 49ers at 1:33

1-10-SF 25 (1:33) (Shotgun) C.Kaepernick pass short left to V.McDonald to SF 34 for 9 yards (K.Alonso; I.Abdul-Quddus).

San Francisco 49ers vs Miami Dolphins at Hard Rock Stadium

2-1-SF 34 (1:09) (No Huddle, Shotgun) C.Hyde left guard to SF 32 for -2 yards (N.Suh, K.Alonso).

3-3-SF 32 (:35) (No Huddle, Shotgun) C.Kaepernick sacked at SF 23 for -9 yards (C.Wake).

END OF QUARTER

	Score	Time Poss	First Downs				Efficiencies	
			R	P	X	T	3 Down	4 Down
San Francisco 49ers	14	8:37	2	3	0	5	2/4	0/0
Miami Dolphins	24	6:23	1	2	0	3	1/3	0/0

Fourth Quarter

11/27/2016

Play By Play

San Francisco 49ers continued.

4-12-SF 23 (15:00) (Punt formation) B.Pinion punts 44 yards to MIA 33, Center-K.Nelson, fair catch by J.Landry.

Miami Dolphins at 14:54

1-10-MIA 33 (14:54) J.Ajayi right guard to SF 49 for 18 yards (A.Bethea). R16

1-10-SF 49 (14:17) (Shotgun) R.Tannehill pass short left to D.Sims pushed ob at SF 26 for 23 yards (T.Brock). P17

1-10-SF 26 (13:31) (Shotgun) J.Ajayi up the middle to SF 25 for 1 yard (G.Dorsey, G.Hodges).

2-9-SF 25 (12:57) (Shotgun) R.Tannehill pass short middle to J.Landry to SF 13 for 12 yards (A.Bethea). P18

1-10-SF 13 (12:18) J.Ajayi left guard to SF 15 for -2 yards (D.Buckner).

2-12-SF 15 **(11:41) (Shotgun) R.Tannehill pass short right to L.Carroo for 15 yards, TOUCHDOWN.** P19

A.Franks extra point is GOOD, Center-J.Denney, Holder-M.Darr.

SF 14 MIA 31, 6 plays, 67 yards, 3:23 drive, 3:29 elapsed

A.Franks kicks 66 yards from MIA 35 to SF -1. J.Shepherd MUFFS catch, touched at SF -1, and recovers at SF -1., Touchback.

San Francisco 49ers at 11:31

1-10-SF 25 (11:31) (Shotgun) C.Kaepernick pass incomplete short middle to G.Celek.

2-10-SF 25 (11:27) (No Huddle, Shotgun) C.Kaepernick pass incomplete deep right to C.Harper.
PENALTY on MIA-B.Maxwell, Defensive Pass Interference, 17 yards, enforced at SF 25 - No Play. X15

1-10-SF 42 (11:22) (No Huddle, Shotgun) C.Kaepernick pass incomplete short right to V.McDonald [K.Alonso].

2-10-SF 42 (11:18) (No Huddle, Shotgun) C.Kaepernick right end ran ob at SF 45 for 3 yards.

3-7-SF 45 (10:42) (No Huddle, Shotgun) *PENALTY on SF-C.Kaepernick, Delay of Game, 5 yards, enforced at SF 45 - No Play.*

3-12-SF 40 (10:24) (No Huddle, Shotgun) C.Kaepernick pass short middle to C.Harper to MIA 44 for 16 yards (B.Rambo). P16

1-10-MIA 44 (9:42) (No Huddle, Shotgun) C.Kaepernick pass deep middle to V.McDonald to MIA 9 for 35 yards (I.Abdul-Quddus; B.Rambo). P17

1-9-MIA 9 (8:57) (Shotgun) C.Hyde up the middle to MIA 1 for 8 yards (I.Abdul-Quddus; K.Alonso).

2-1-MIA 1 (8:29) (No Huddle, Shotgun) C.Hyde right guard to MIA 1 for no gain (D.Butler; T.Fede).

3-1-MIA 1 **(7:52) (No Huddle, Shotgun) C.Kaepernick pass short left to T.Smith for 1 yard, TOUCHDOWN.** P18

P.Dawson extra point is GOOD, Center-K.Nelson, Holder-B.Pinion.

SF 21 MIA 31, 8 plays, 75 yards, 1 penalty, 3:49 drive, 7:18 elapsed

P.Dawson kicks 45 yards from SF 35 to MIA 20. K.Drake MUFFS catch, recovered by MIA-D.Williams at MIA 22. D.Williams to MIA 22 for no gain (N.Bellore).

Miami Dolphins at 7:42, (1st play from scrimmage 7:38)

1-10-MIA 22 (7:38) R.Tannehill pass incomplete short right to J.Landry.

2-10-MIA 22 (7:32) (Shotgun) R.Tannehill left tackle to MIA 24 for 2 yards (N.Bellore).

3-8-MIA 24 (7:00) (Shotgun) R.Tannehill pass short middle to D.Williams to MIA 29 for 5 yards (R.Blair).

4-3-MIA 29 (6:14) (Punt formation) M.Darr punts 53 yards to SF 18, Center-J.Denney. J.Kerley to SF 20 for 2 yards (M.Hull).

San Francisco 49ers at 5:51

1-10-SF 20 (5:51) (Shotgun) C.Kaepernick scrambles up the middle to SF 26 for 6 yards (I.Abdul-Quddus).

2-4-SF 26 (5:19) (No Huddle, Shotgun) C.Kaepernick pass short middle to R.Streater to SF 38 for 12 yards (N.Hewitt). P19

1-10-SF 38 (4:48) (No Huddle, Shotgun) C.Kaepernick pass short left to R.Streater pushed ob at SF 45 for 7 yards (J.Jenkins).
Timeout #1 by SF at 04:40.

2-3-SF 45 (4:40) (Shotgun) C.Kaepernick pass short middle to V.McDonald to MIA 45 for 10 yards (B.Rambo). SF-V.McDonald was injured during the play. His return is Questionable. P20

1-10-MIA 45 (4:25) (Shotgun) C.Kaepernick pass incomplete short right to J.Kerley.

2-10-MIA 45 (4:25) (No Huddle, Shotgun) C.Kaepernick sacked at 50 for -5 yards (A.Branch).
Penalty on SF-Z.Beadles, Offensive Holding, declined.

3-15-50 (4:10) (No Huddle, Shotgun) C.Kaepernick pass incomplete short middle to R.Streater.

4-15-50 (4:06) (No Huddle, Shotgun) C.Kaepernick pass deep right to C.Harper ran ob at MIA 34 for 16 yards [B.Rambo]. P21

1-10-MIA 34 (4:00) (No Huddle, Shotgun) C.Kaepernick pass incomplete deep right to B.Bell.

2-10-MIA 34 (3:55) (No Huddle, Shotgun) C.Kaepernick pass short middle to S.Draughn to MIA 18 for 16 yards (K.Alonso; B.Rambo). P22

1-10-MIA 18 (3:27) (No Huddle, Shotgun) C.Kaepernick scrambles up the middle pushed ob at MIA 10 for 8 yards (B.Rambo).

2-2-MIA 10 (3:09) (No Huddle, Shotgun) C.Kaepernick pass incomplete short middle to T.Smith.
PENALTY on SF-T.Brown, Face Mask (15 Yards), 15 yards, enforced at MIA 10 - No Play.

2-17-MIA 25 (3:04) (No Huddle, Shotgun) C.Kaepernick pass incomplete short right to C.Harper.

3-17-MIA 25 (2:56) (No Huddle, Shotgun) C.Kaepernick pass short right to S.Draughn to MIA 18 for 7 yards (B.Maxwell, B.McCain).

San Francisco 49ers vs Miami Dolphins at Hard Rock Stadium

4-10-MIA 18 (2:20) (Field Goal formation) P.Dawson 36 yard field goal is GOOD, Center-K.Nelson, Holder-B.Pinion.

SF 24 MIA 31, 14 plays, 62 yards, 3:36 drive, 12:45 elapsed

P.Dawson kicks 65 yards from SF 35 to MIA 0. J.Grant pushed ob at MIA 14 for 14 yards (B.Bell).

Miami Dolphins at 2:15, (1st play from scrimmage 2:11)

1-10-MIA 14 (2:11) J.Ajayi right tackle to MIA 15 for 1 yard (C.Jones, E.Harold).

Two-Minute Warning

2-9-MIA 15 (2:00) (Shotgun) R.Tannehill pass incomplete deep left to J.Landry.

Timeout #1 by MIA at 01:55.

3-9-MIA 15 (1:55) (Shotgun) J.Ajayi left guard to MIA 23 for 8 yards (J.Ward, N.Bellore).

Timeout #2 by SF at 01:50.

4-1-MIA 23 (1:50) (Punt formation) M.Darr punts 39 yards to SF 38, Center-J.Denney, fair catch by J.Kerley.

San Francisco 49ers at 1:44

1-10-SF 38 (1:44) (Shotgun) C.Kaepernick pass incomplete short left to C.Hyde [C.Wake].

2-10-SF 38 (1:37) (No Huddle, Shotgun) C.Kaepernick pass incomplete deep right to T.Smith [C.Wake].

PENALTY on SF-T.Brown, Face Mask (15 Yards), 15 yards, enforced at SF 38 - No Play.

2-25-SF 23 (1:30) (No Huddle, Shotgun) C.Kaepernick pass short middle to C.Hyde to SF 27 for 4 yards (A.Branch).

3-21-SF 27 (1:02) (No Huddle, Shotgun) C.Kaepernick pass short middle to C.Hyde to SF 37 for 10 yards (A.Branch).

Timeout #3 by SF at 00:50.

4-11-SF 37 (:50) (Shotgun) C.Kaepernick pass short middle to T.Smith ran ob at MIA 46 for 17 yards.

P23

1-10-MIA 46 (:41) (No Huddle, Shotgun) C.Kaepernick pass short left to S.Draughn pushed ob at MIA 44 for 2 yards (T.Lippett).

2-8-MIA 44 (:34) (No Huddle, Shotgun) C.Kaepernick pass incomplete deep right to V.McDonald.

3-8-MIA 44 (:30) (No Huddle, Shotgun) C.Kaepernick scrambles up the middle to MIA 24 for 20 yards (B.Maxwell).

R24

1-10-MIA 24 (:12) (No Huddle) C.Kaepernick spiked the ball to stop the clock.

2-10-MIA 24 (:11) (Shotgun) C.Kaepernick pass incomplete deep right to J.Kerley (B.Maxwell).

P25

The Replay Official reviewed the incomplete pass ruling, and the play was REVERSED.

(Shotgun) C.Kaepernick pass deep right to J.Kerley pushed ob at MIA 6 for 18 yards (B.Maxwell).

1-6-MIA 6 (:05) (Shotgun) C.Kaepernick pass incomplete short right to T.Smith (B.Maxwell).

2-6-MIA 6 (:02) C.Kaepernick scrambles right end to MIA 2 for 4 yards (N.Suh, K.Alonso).

END OF QUARTER

	Score	Time Poss	First Downs				Efficiencies	
			R	P	X	T	3 Down	4 Down
San Francisco 49ers	24	9:15	1	9	1	11	3/6	2/2
Miami Dolphins	31	5:45	1	3	0	4	0/2	0/0

Miscellaneous Statistics Report

San Francisco 49ers vs Miami Dolphins
11/27/2016 at Hard Rock Stadium

Ten Longest Plays for San Francisco 49ers

Yards	Qtr	Play Start	Play Description
35	4	1-10-MIA 44	(9:42) (No Huddle, Shotgun) C.Kaepernick pass deep middle to V.McDonald to MIA 9 for 35 yards (I.Abdul-Quddus; B.Rambo).
30	2	3-9-SF 26	(10:56) (No Huddle, Shotgun) C.Kaepernick scrambles left tackle pushed ob at MIA 44 for 30 yards (T.Lippett).
25	3	3-5-SF 48	(10:07) (No Huddle, Shotgun) C.Kaepernick pass short right to R.Streater pushed ob at MIA 27 for 25 yards (B.Maxwell) [K.Alonso].
24	3	1-10-SF 19	(12:01) (No Huddle, Shotgun) C.Hyde left tackle to SF 43 for 24 yards (I.Abdul-Quddus).
20	4	3-8-MIA 44	(:30) (No Huddle, Shotgun) C.Kaepernick scrambles up the middle to MIA 24 for 20 yards (B.Maxwell).
18	4	2-10-MIA 24	(:11) (Shotgun) C.Kaepernick pass incomplete deep right to J.Kerley (B.Maxwell). The Replay Official reviewed the incomplete pass ruling, and the play was REVERSED. (Shotgun) C.Kaepernick pass deep right to J.Kerley pushed ob at MIA 6 for 18 yards (B.Maxwell).
17	4	4-11-SF 37	(:50) (Shotgun) C.Kaepernick pass short middle to T.Smith ran ob at MIA 46 for 17 yards.
16	3	1-10-MIA 27	(9:42) (No Huddle, Shotgun) C.Kaepernick pass short middle to S.Draughn to MIA 11 for 16 yards (B.McCain, K.Alonso).
16	4	3-12-SF 40	(10:24) (No Huddle, Shotgun) C.Kaepernick pass short middle to C.Harper to MIA 44 for 16 yards (B.Rambo).
16	4	4-15-50	(4:06) (No Huddle, Shotgun) C.Kaepernick pass deep right to C.Harper ran ob at MIA 34 for 16 yards [B.Rambo].

Ten Longest Plays for Miami Dolphins

Yards	Qtr	Play Start	Play Description
46	1	3-7-MIA 12	(1:23) (Shotgun) R.Tannehill pass deep middle to D.Parker to SF 42 for 46 yards (T.Brock).
43	3	3-3-SF 43	(1:40) (Shotgun) R.Tannehill pass deep left to K.Stills for 43 yards, TOUCHDOWN.
23	4	1-10-SF 49	(14:17) (Shotgun) R.Tannehill pass short left to D.Sims pushed ob at SF 26 for 23 yards (T.Brock).
18	4	1-10-MIA 33	(14:54) J.Ajayi right guard to SF 49 for 18 yards (A.Bethea).
17	2	3-11-SF 43	(15:00) (Shotgun) R.Tannehill pass short left to J.Landry to SF 26 for 17 yards (A.Bethea).
17	2	1-10-MIA 43	(6:27) (Shotgun) R.Tannehill left end to SF 40 for 17 yards (A.Bethea; J.Ward). SF-N.Bellore was injured during the play. His
16	2	2-13-SF 16	(2:26) (Shotgun) R.Tannehill pass short middle to D.Sims for 16 yards, TOUCHDOWN.
15	3	1-10-SF 26	(14:49) (Shotgun) R.Tannehill pass short right to K.Stills to SF 11 for 15 yards (J.Ward).
15	4	2-12-SF 15	(11:41) (Shotgun) R.Tannehill pass short right to L.Carroo for 15 yards, TOUCHDOWN.
14	2	2-8-SF 24	(13:41) R.Tannehill pass short right to K.Stills to SF 10 for 14 yards (T.Brock).

Touchdown Scoring Information

		Offense	Defense	Special Teams
VISITOR	San Francisco 49ers	3	0	0
HOME	Miami Dolphins	4	0	0

Player Scoring Information

Club	Player	TD	Rush TD	Rec TD	KO TD	Punt TD	Int TD	Fum TD	Misc TD	FG	XP	2Pt Rush	2Pt Rec	Sfty	Points
SF	G.Celek	0	0	1	0	0	0	0	0	0	0	0	0	0	6
SF	T.Smith	0	0	1	0	0	0	0	0	0	0	0	0	0	6
SF	C.Hyde	0	0	1	0	0	0	0	0	0	0	0	0	0	6
SF	P.Dawson	0	0	0	0	0	0	0	0	1	3	0	0	0	6
MIA	A.Franks	0	0	0	0	0	0	0	0	1	4	0	0	0	7
MIA	J.Ajayi	0	1	0	0	0	0	0	0	0	0	0	0	0	6
MIA	L.Carroo	0	0	1	0	0	0	0	0	0	0	0	0	0	6
MIA	K.Stills	0	0	1	0	0	0	0	0	0	0	0	0	0	6
MIA	D.Sims	0	0	1	0	0	0	0	0	0	0	0	0	0	6

Possession Detail

	First Half		Second Half		Game	
	Visitor	Home	Visitor	Home	Visitor	Home
Largest Lead	7	7	0	17	7	17
Drives Leading	1	1	0	6	1	7
Time of Possession Leading	3:21	0:47	0:00	12:08	3:21	12:55
Largest Deficit	-7	-7	-17	0	-17	-7
Drives Trailing	1	2	7	0	8	2
Time of Possession Trailing	1:30	9:03	17:52	0:00	19:22	9:03
Times Score Tied Up		1		0		1
Lead Changes		2		0		2



NFL STANDINGS

(as of Tuesday, Nov. 29)

AMERICAN FOOTBALL CONFERENCE											
EAST DIVISION											
TEAM	W	L	T	PCT	PF	PA	HOME	AWAY	CONF	DIV	STREAK
New England Patriots	9	2	0	.818	293	197	3-2-0	6-0-0	7-1-0	3-1-0	Won 2
MIAMI DOLPHINS	7	4	0	.636	249	240	5-1-0	2-3-0	5-3-0	2-1-0	WON 6
Buffalo Bills	6	5	0	.545	281	236	3-2-0	3-3-0	3-4-0	1-3-0	Won 2
New York Jets	3	8	0	.273	196	266	1-4-0	2-4-0	3-5-0	1-2-0	Lost 3
NORTH DIVISION											
TEAM	W	L	T	PCT	PF	PA	HOME	AWAY	CONF	DIV	STREAK
BALTIMORE RAVENS	6	5	0	.545	218	201	4-2-0	2-3-0	6-2-0	4-0-0	WON 1
Pittsburgh Steelers	6	5	0	.545	266	222	3-2-0	3-3-0	5-3-0	2-1-0	Won 2
Cincinnati Bengals	3	7	1	.318	213	245	2-2-1	1-5-0	3-5-0	1-2-0	Lost 3
Cleveland Browns	0	12	0	.000	197	352	0-6-0	0-6-0	0-8-0	0-4-0	Lost 12
SOUTH DIVISION											
TEAM	W	L	T	PCT	PF	PA	HOME	AWAY	CONF	DIV	STREAK
Houston Texans	6	5	0	.545	194	236	5-1-0	1-4-0	4-4-0	3-0-0	Lost 2
Tennessee Titans	6	6	0	.500	308	296	3-3-0	3-3-0	3-5-0	1-3-0	Won 1
Indianapolis Colts	5	6	0	.455	270	301	3-3-0	2-3-0	3-5-0	2-2-0	Lost 1
Jacksonville Jaguars	2	9	0	.182	214	293	1-4-0	1-5-0	1-7-0	1-2-0	Lost 6
WEST DIVISION											
TEAM	W	L	T	PCT	PF	PA	HOME	AWAY	CONF	DIV	STREAK
Oakland Raiders	9	2	0	.818	307	275	4-2-0	5-0-0	6-1-0	2-1-0	Won 5
Kansas City Chiefs	8	3	0	.727	252	214	4-1-0	4-2-0	6-2-0	3-0-0	Won 1
Denver Broncos	7	4	0	.636	266	219	4-2-0	3-2-0	4-3-0	1-3-0	Lost 1
San Diego Chargers	5	6	0	.455	313	291	3-2-0	2-4-0	4-5-0	1-3-0	Won 1

NATIONAL FOOTBALL CONFERENCE											
EAST DIVISION											
TEAM	W	L	T	PCT	PF	PA	HOME	AWAY	CONF	DIV	STREAK
Dallas Cowboys	10	1	0	.909	316	213	5-1-0	5-0-0	6-1-0	3-1-0	Won 10
New York Giants	8	3	0	.727	231	213	5-1-0	3-2-0	5-3-0	2-1-0	Won 6
Washington Redskins	6	4	1	.591	280	264	4-2-0	2-2-1	4-3-0	2-2-0	Lost 1
Philadelphia Eagles	5	6	0	.455	254	213	4-1-0	1-5-0	3-6-0	0-3-0	Lost 2
NORTH DIVISION											
TEAM	W	L	T	PCT	PF	PA	HOME	AWAY	CONF	DIV	STREAK
Detroit Lions	7	4	0	.636	247	238	5-1-0	2-3-0	5-2-0	2-2-0	Won 3
Minnesota Vikings	6	5	0	.545	218	192	4-1-0	2-4-0	4-5-0	1-3-0	Lost 1
Green Bay Packers	5	6	0	.455	274	289	3-2-0	2-4-0	4-4-0	2-1-0	Won 1
Chicago Bears	2	9	0	.182	178	264	2-3-0	0-6-0	2-5-0	2-1-0	Lost 3
SOUTH DIVISION											
TEAM	W	L	T	PCT	PF	PA	HOME	AWAY	CONF	DIV	STREAK
Atlanta Falcons	7	4	0	.636	358	302	3-2-0	4-2-0	5-3-0	3-1-0	Won 1
Tampa Bay Buccaneers	6	5	0	.545	249	264	2-4-0	4-1-0	5-3-0	2-1-0	Won 3
New Orleans Saints	5	6	0	.455	334	307	3-3-0	2-3-0	4-3-0	1-2-0	Won 1
Carolina Panthers	4	7	0	.364	276	281	3-3-0	1-4-0	4-4-0	1-3-0	Lost 1
WEST DIVISION											
TEAM	W	L	T	PCT	PF	PA	HOME	AWAY	CONF	DIV	STREAK
Seattle Seahawks	7	3	1	.682	224	187	5-0-0	2-3-1	3-3-1	1-1-1	Lost 1
Arizona Cardinals	4	6	1	.409	245	228	3-2-1	1-4-0	3-4-1	2-1-1	Lost 2
Los Angeles Rams	4	7	0	.364	170	236	1-4-0	3-3-0	3-5-0	2-1-0	Lost 2
San Francisco 49ers	1	10	0	.091	228	344	1-5-0	0-5-0	1-7-0	1-3-0	Lost 10