



PACKERS WEEKLY MEDIA INFORMATION PACKET

HOUSTON TEXANS  *GREEN BAY PACKERS*

SUNDAY, DECEMBER 4, 2016 @ 12 NOON CST • LAMBEAU FIELD





THE DOPE SHEET

OFFICIAL PROGRAM AND PUBLICATION, ACME-PACKERS FOOTBALL TEAM.

Packers Public Relations • Lambeau Field Atrium • 1265 Lombardi Avenue • Green Bay, WI 54304 • 920/569-7500 • 920/569-7201 fax
Jason Wahlers, Aaron Popkey, Sarah Quick, Tom Fanning, Nathan LoCascio, Katie Hermsen

VOL. XVIII; NO. 20

WEEK 13

GREEN BAY (5-6) VS HOUSTON (6-5)
Sunday, Dec. 4 • Lambeau Field • 12 p.m. CST

PACKERS RETURN HOME TO HOST THE TEXANS

The Green Bay Packers return to Lambeau Field to host the Houston Texans in the first home game in nearly a month.



- ▶ This will be the fourth overall meeting between the two franchises. Green Bay holds a 2-1 advantage in the series.
- ▶ The two teams last played in 2012, a 42-24 Green Bay victory.
- ▶ Sunday will be the Texans' second visit to Green Bay, having previously won, 24-21, in 2008.
- ▶ Two of the three matchups were decided by three points.
- ▶ Packers defensive coordinator Dom Capers was the first head coach of the Houston Texans (2001-05).
- ▶ Under Head Coach **Mike McCarthy**, the Packers are 8-5 in games played the week after appearing on *Monday Night Football*, including wins in six of the last eight.
- ▶ QB **Aaron Rodgers** has multiple passing touchdowns in six straight games, the second-longest active streak in the NFL (Marcus Mariota, eight).
- ▶ Green Bay has had one or more players register 10-plus receptions and/or 100-plus receiving yards in eight of the last nine games.
- ▶ The Packers have scored 23 or more points in eight of the last nine games. Dating back to Week 3, they are tied for the second-most 23-plus point games in the NFL (Atlanta Falcons), trailing only the Dallas Cowboys, who have nine (according to pro-football-reference.com).
- ▶ The Packers will finish the regular season with four games against NFC foes, including the last three against division opponents.
- ▶ Next week, Green Bay will welcome the Seattle Seahawks to Lambeau Field. Including the postseason, it will be the fifth time the two teams have played since 2012. The Packers beat the Seahawks at home last season, 27-17.

GREEN BAY IN DECEMBER

Dating back to 2014, Green Bay has won six of the eight games it has played in December. The Packers' six December wins since 2014 are tied for the fourth most in the NFL, trailing the seven wins by Carolina, Pittsburgh and Seattle.

- ▶ Under McCarthy, the Packers are 29-13 (.690) in the month of December, **No. 3 in the NFL**.
- ▶ Green Bay is 18-3 (.857) at home in the month of December under McCarthy, tied with New England for **No. 1 in the NFL** since 2006.
- ▶ In eight of 10 seasons under McCarthy, including each of the last five, Green Bay has won three-plus games and lost just one in the month of December.
- ▶ QB **Aaron Rodgers** has started 29 total games in the month of December, recording a passer rating of 101.4, **No. 4 in the NFL** (min. 268 att.) among active quarterbacks since 2008. His 59 passing touchdowns in the month of December rank **No. 3 in the NFL** since 2008.
- ▶ Sunday will be Green Bay's first noon home game in December since Week 14 vs. Atlanta in 2013 (Dec. 8).

WITH THE CALL

CBS will broadcast the game to a regional audience with play-by-play man **Jim Nantz** and analyst **Phil Simms** handling the call from the broadcast booth and **Tracy Wolfson** reporting from the sidelines.



- ▶ Milwaukee's WTMJ (620 AM), airing Green Bay games since November 1929, heads up the Packers Radio Network that is made up of 50 stations in five states. **Wayne Larrivee** (play-by-play) and two-time Packers Pro Bowler **Larry McCarren** (analyst) call the action. McCarren first joined the team's broadcasts in 1995 and enters his 22nd season calling Packers games. After originally being paired together in 1999, McCarren and Larrivee enter their 18th season of broadcasts together.
- ▶ ESPN Radio will air the game on radio across the country. **Mark Kestecher** (play-by-play) and **Mark Schlereth** (analyst) will call the action.
- ▶ The broadcast is also available on Sirius Satellite Radio (WTMJ feed).
- ▶ DIRECTV subscribers can watch the game on Channel 707.

REGULAR SEASON

Date	Opponent	Time (CT)	TV
Sun., Sept. 11	at Jacksonville JaguarsW, 27-23	63,179
Sun., Sept. 18	at Minnesota VikingsL, 14-17	66,813
Sun., Sept. 25	DETROIT LIONSW, 34-27	78,411
Sun., Oct. 2	BYE		
Sun., Oct. 9	NEW YORK GIANTS (Gold Pkg.)W, 23-16	78,401
Sun., Oct. 16	DALLAS COWBOYSL, 16-30	78,481
Thu., Oct. 20	CHICAGO BEARSW, 26-10	78,217
Sun., Oct. 30	at Atlanta FalconsL, 32-33	70,165
Sun., Nov. 6	INDIANAPOLIS COLTS (Gold Pkg.)	...L, 26-31	78,437
Sun., Nov. 13	at Tennessee TitansL, 25-47	69,116
Sun., Nov. 20	at Washington RedskinsL, 24-42	77,137
Mon., Nov. 28	at Philadelphia EaglesW, 27-13	69,596
Sun., Dec. 4	HOUSTON TEXANS12 p.m.	CBS
Sun., Dec. 11	SEATTLE SEAHAWKS3:25 p.m.	FOX
Sun., Dec. 18	at Chicago Bears*12 p.m.	FOX
Sat., Dec. 24	MINNESOTA VIKINGS12 p.m.	FOX
Sun., Jan. 1	at Detroit Lions*12 p.m.	FOX

*—Start time and broadcast may shift due to NFL flexible scheduling

NFL POSTSEASON DATES

- Jan. 7-8.....AFC and NFC Wild Card Playoffs
- Jan. 14-15.....AFC and NFC Divisional Playoffs
- Jan. 22.....AFC and NFC Championship Games
- Jan. 29.....Pro Bowl, Aloha Stadium, Honolulu, Hawaii
- Feb. 5.....Super Bowl LI, NRG Stadium, Houston, Texas





PACKERS VS. TEXANS - WEEK 13

OFFENSIVE STRETCH

The Green Bay Packers offense has begun to emerge, ranking near the top of the league both as a team and individually over the last six weeks (since Week 7) in numerous categories:

<u>Team</u>	<u>Total Points</u>
1. Tennessee	188
2. New Orleans	179
3. Green Bay	160
4. Atlanta	159
5. Dallas	157

<u>Team</u>	<u>Touchdowns</u>
1. Tennessee	23
2. New Orleans	22
3t. Green Bay	19
3t. Dallas	19
5t. Atlanta	18
5t. New England	18
5t. Tampa Bay	18

<u>Team</u>	<u>First Downs</u>
1. New Orleans	158
2. Green Bay	146
3. Tampa Bay	136
4. Tennessee	132
5. Jacksonville	130

<u>Team</u>	<u>Passing First Downs</u>
1. New Orleans	102
2. Green Bay	100
3. Tampa Bay	91
4. Jacksonville	89
5. Washington	87

<u>Player</u>	<u>Passing Yards</u>
1. Aaron Rodgers, GB	1,904
2. Drew Brees, NO	1,853
3. Kirk Cousins, WAS	1,845
4. Marcus Mariota, TEN	1,626
5. Jameis Winston, TB	1,573

<u>Player</u>	<u>Passing Touchdowns</u>
1. Aaron Rodgers, GB	17
2. Drew Brees, NO	16
3. Marcus Mariota, TEN	15
4. Jameis Winston, TB	13

<u>Player</u>	<u>Completions</u>
1. Aaron Rodgers, GB	180
2. Drew Brees, NO	176
3. Sam Bradford, MIN	160

<u>Player</u>	<u>Rushing Yards (Among QBs)</u>
1. Colin Kaepernick, SF	307
2. Blake Bortles, JAX	204
3. Tyrod Taylor, BUF	203
4. Aaron Rodgers, GB	196

<u>Player</u>	<u>Receptions</u>
1. Davante Adams, GB	43
2. Stefon Diggs, MIN	42
3t. Antonio Brown, PIT	41
3t. Mike Evans, TB	41
3t. Larry Fitzgerald, ARI	41

<u>Player</u>	<u>Receiving Touchdowns</u>
1. Mike Evans, TB	6
2t. Davante Adams, GB	5
2t. Odell Beckham Jr., NYG	5
2t. Antonio Brown, PIT	5
2t. Rishard Matthews, TEN	5
6t. Jordy Nelson, GB, five others	4

<u>Player</u>	<u>25-Plus-Yard Receptions</u>
1t. Davante Adams, GB	6
1t. Antonio Brown, PIT	6
3t. Eight players	5

<u>Player</u>	<u>Avg. Yards/Catch (min. 35 rec.)</u>
1. Mike Evans, TB	13.9
2. Davante Adams, GB	13.0
3. Jordy Nelson, GB	12.6
4. Antonio Brown, PIT	12.5

<u>Player</u>	<u>100-Yard Receiving Games</u>
1t. Davante Adams, GB	3
1t. Jamison Crowder, WAS	3
1t. Mike Evans, TB	3
1t. Julio Jones, ATL	3
1t. Travis Kelce, KC	3

- QB **Aaron Rodgers** threw for 371 yards in Week 10 and 351 yards in Week 11, marking only the third time in his career he has thrown for 350-plus passing yards in back-to-back games (2009, 2011).
- Rodgers' 1,035 passing yards in Weeks 10-12 rank **No. 2 in the NFL** over that time span (Kirk Cousins, 1,086).
- According to pro-football-reference.com, the Packers' six games with 23-plus first downs from Weeks 5-12 tied New England and New Orleans for **No. 1 in the NFL** over that span.

STAT OF THE WEEK

- Over the last two weeks, QB **Aaron Rodgers** has registered passer ratings of 115.0 and 116.7, throwing for over 300 yards and multiple touchdowns in both games.
- He joined Kirk Cousins as the only quarterbacks in the NFL to record 115.0-plus passer ratings in both games over the last two weeks, according to pro-football-reference.com.
- Rodgers is one of six NFL quarterbacks to throw for 300-plus yards and a passer rating of 115.0-plus in two straight games this season, (pro-football-reference.com).
- Rodgers has registered a passer rating of 115.0-plus in four games this season (129.3 vs. Detroit / 125.5 at Atlanta / 115.0 at Washington / 116.7 at Philadelphia), tied for the third most in the NFL.
- Rodgers has thrown for 300-plus yards and a passer rating of 115.0-plus in 25 career games, **No. 2 in the NFL** since 2008 (Drew Brees, 36).



PACKERS VS. TEXANS - WEEK 13

FACING THE AFC

The Green Bay Packers have played well against AFC teams. Under Head Coach **Mike McCarthy**, the Packers are 26-18 during the regular and postseason against teams from the AFC, including a 7-4 mark against the AFC during the regular season since the start of 2014.

- ▶ The Packers' .636 winning percentage against AFC teams since 2014 is **tied for No. 4 among NFC teams**:

<u>NFC Team</u>	<u>Record vs. AFC (2014-16)</u>	<u>Pct.</u>
1. Philadelphia	9-1	.900
2t. Dallas	9-3	.750
2t. Seattle	9-3	.750
4t. Green Bay	7-4	.636
4t. Arizona	7-4	.636
4t. N.Y. Giants	7-4	.636

- ▶ Green Bay's 26 wins versus the AFC (including postseason) are tied with the N.Y. Giants for No. 2 among NFC teams since 2006 (Dallas, 27-17).
- ▶ Dating back to 2006, Green Bay's .591 winning percentage (including the postseason) against teams from the AFC is **No. 3 among NFC teams**:

<u>Team</u>	<u>Record vs. AFC (2006-16)</u>	<u>Pct.</u>
1. Dallas	27-17	.614
2. Philadelphia	25-16-1	.607
3. Green Bay	26-18	.591
4. Atlanta	25-18	.581
5. N.Y. Giants	26-19	.578

- ▶ Green Bay has a point differential of plus-197 against AFC teams since 2006 to rank **No. 2 in the NFC** (including the postseason):

<u>NFC Team</u>	<u>Point Differential vs. AFC</u>
1. Dallas	+228
2. Green Bay	+197
3. Atlanta	+147
4. New Orleans	+123
5. Philadelphia	+112

- ▶ Dating back to 2006, the Packers rank **No. 1 among NFC teams** in point differential at home against AFC teams:

<u>NFC Team</u>	<u>Point Differential vs. AFC At Home</u>
1. Green Bay	+170
2. Seattle	+156
3. New Orleans	+123
4. Philadelphia	+120
5. Dallas	+117

- ▶ QB **Aaron Rodgers** ranks No. 4 among active quarterbacks in passer rating against AFC teams since 2008 (min. 804 attempts):

<u>Player</u>	<u>Passer Rating vs. AFC</u>
1. Drew Brees, NO	104.9
2. Tom Brady, NE	101.7
3. Tony Romo, DAL	100.9
4. Aaron Rodgers, GB	98.1
5. Philip Rivers, SD	97.2

RODGERS IN THE RED ZONE

According to STATS, QB **Aaron Rodgers** has completed 48 of 78 passes (61.5 percent) for 267 yards, 22 touchdowns, zero interceptions and a passer rating of 107.2 in the red zone this season, ranking near the top of the league:

<u>Player</u>	<u>Red-Zone Passing TDs</u>
1. Drew Brees, NO	23
2. Aaron Rodgers, GB	22
3. Marcus Mariota, TEN	17

<u>Player</u>	<u>Red-Zone Completions</u>
1. Drew Brees, NO	53
2. Aaron Rodgers, GB	48
3. Matt Ryan, ATL	37

<u>Player</u>	<u>Red-Zone Passing Yards</u>
1. Drew Brees, NO	300
2. Aaron Rodgers, GB	267
3. Philip Rivers, SD	256

ODDS AND ENDS

Below are some random notes from this season:

- ▶ The Packers converted 71.4 percent of third downs in Week 12 (10-14), the highest single-game third-down conversion rate in the NFL this season and the second highest under Head Coach **Mike McCarthy** (72.2 percent, 13-18, Oct. 27, 2013, at Minnesota).
- ▶ Green Bay ranks **No. 2 in the NFL** in third-down conversions this season:

<u>Team</u>	<u>Third-Down Percentage</u>
1. New Orleans	50.0
2. Green Bay	49.0
3. Dallas	48.5
4. Washington	47.9

- ▶ The Packers rank **No. 3 in the NFL** in average time of possession (31:33) this season.
- ▶ According to the Elias Sports Bureau, Green Bay recorded 23-plus first downs in five consecutive games (Weeks 5-9) in a single regular season for the first time in franchise history.
- ▶ WR **Trevor Davis** registered a 55-yard punt return against Atlanta, the longest punt return by Green Bay since DB **Micah Hyde** returned a punt 55 yards for a touchdown vs. Detroit on Dec. 28, 2014.
- ▶ In Week 7, Green Bay recorded 32 first downs, the most by the Packers since Nov. 27, 1983, at Atlanta (32). It tied for the second most in franchise history. Green Bay also possessed the ball for 39:36, the best mark by the team since Oct. 27, 2013, at Minnesota (40:54).
- ▶ The Packers have eclipsed 400 total net yards five times this season (406 vs. N.Y. Giants and Chicago Bears / 405 vs. Indianapolis / 402 at Tennessee / 424 at Washington), the third-most games with 400 total net yards in the NFL this season (New Orleans, six; Washington, seven; Dallas, eight).
- ▶ P **Jacob Schum** set career highs (min. four punts) in Week 10 by posting a 50.5-yard gross average on four punts. In Week 9, he set a career best (min. four punts) with a 47.5-yard net average on four punts.
- ▶ Since Week 6, Schum ranks **No. 3 in the league** (min. 12 punts) with a 49.0-yard gross average over that span. He is **tied for No. 6** over that span with a 42.9-yard net average.

PACKERS VS. TEXANS - WEEK 13

GROUP EFFORT

The Packers have a history of relying on many receivers over the years and this season is no different.

- ▶ The Packers are one of three teams in the NFL (New Orleans and Washington) to have three players with 50-plus receptions and 550-plus receiving yards each this season (**Jordy Nelson** - 61 rec. for 754 yds. / **Davante Adams** - 58 rec. for 776 yds. / **Randall Cobb** - 54 rec. for 558 yds.).
- ▶ Nelson (nine) and Adams (eight) are the **only teammate duo in the NFL** with seven-plus touchdown catches this season.
- ▶ Nelson ranks **No. 3 in the NFL** in receiving touchdowns this season and Adams is **tied for No. 4**:

Player	Receiving TDs
1t. Antonio Brown, PIT	10
1t. Mike Evans, TB	10
3. Jordy Nelson, GB	9
4t. Davante Adams, GB	8
4t. Odell Beckham Jr., NYG	8
6t. Rishard Matthews, TEN	7
6t. Michael Thomas, NO	7

- ▶ Nelson leads the NFL in receptions and receiving touchdowns in the red zone this season:

Player	Red-Zone Receptions
1. Jordy Nelson, GB	13
2t. Davante Adams, GB	10
2t. Anquan Boldin, DET	10
2t. Larry Fitzgerald, ARI	10
2t. DeMarco Murray, TEN	10
6t. Three players	9

Player	Red-Zone Rec. TDs
1. Jordy Nelson, GB	8
2t. Mike Evans, TB	6
2t. Allen Robinson, JAX	6
4t. Davante Adams, GB , eight other players	5

- ▶ For the first time in his career, Nelson posted a touchdown reception in each of the first four games of the season, becoming the first Packer to do so since WR Bill Schroeder in 2001.
- ▶ Nelson's five touchdown receptions in the first four games of this season were tied for the fourth most in franchise history.
- ▶ Rodgers and Nelson have connected for the 54 touchdowns, the second most by a duo in team history behind QB Brett Favre and WR Antonio Freeman (57 TD passes).
- ▶ The Packers' six individual 10-catch games have come via four different players (Davante Adams-two, Ty Montgomery-two, Randall Cobb, Jordy Nelson). According to the Elias Sports Bureau, four different players having at least one 10-catch game is tied for the most in a single season in NFL history (2015 New England Patriots / 2013 Atlanta Falcons / 2010 Indianapolis Colts / 2002 St. Louis Rams / 1991 Buffalo Bills).

- ▶ Green Bay's six individual 10-catch games are the most in a single season in franchise history (five in 2004 / three in 2014, 1993, 1942).
- ▶ In Week 12, Adams recorded his third 100-plus yard receiving game of this season with 113 yards on five receptions with two touchdowns. Adams' three 100-plus yard receiving games are **tied for No. 6 in the NFL** this season.
- ▶ Adams joins Tampa Bay WR Mike Evans as the only players to record 100-plus yards receiving and two-plus TDs in two games this season.
- ▶ In Week 11, TE **Jared Cook** registered 105 yards and one touchdown on five receptions (17.5 avg.). According to the Elias Sports Bureau, Cook became only the second TE (Benjamin Watson) to register a 100-yard receiving game with three different franchises.
- ▶ Dating back to 1996, Cook's 17.5 yards-per-catch average was the third highest by a Green Bay tight end in single game (min. five receptions), according to STATS (Jermichael Finley, Oct. 5, 2009, six for 128 yards, 21.3 avg. / Richard Rodgers, Dec. 3, 2015, eight for 146 yards, 18.3 avg.).
- ▶ In Week 10, Adams became the only Packer player to register three receptions of 35-plus yards in the same game (dating back to 1991).
- ▶ Week 10 also saw Adams (six receptions for 156 yards) and Nelson (12 receptions for 126 yards, one TD) become the second pair of teammates to record 120-plus receiving yards in the same game this season (New Orleans WRs Willie Snead and Brandin Cooks in Week 1).
- ▶ In Week 9, the Packers had four players with a reception of 20-plus yards (Nelson, Adams, TE **Richard Rodgers**, WR **Jeff Janis**).
- ▶ With 12 receptions for 74 yards (6.2 avg.) in Week 8, Adams became the first Packer to have back-to-back games with 12-plus catches, and his 25 over Weeks 7-8 were a franchise record for most over a two-game span.
- ▶ Week 8 also saw three Packers post their first career TD catches in the game at Atlanta (Janis, **Geronimo Allison**, **Trevor Davis**), which was the first time an NFL team had done that since the Jets on Oct. 23, 2000.
- ▶ Allison and Davis became first rookie duo to both have a TD catch in a game for the Packers since Max McGee and Joe Johnson on Dec. 12, 1954.
- ▶ According to the Elias Sports Bureau, in Week 7 the Packers became just the second team in NFL history to feature three players with 10-plus catches in a game (Adams, 13; Cobb, 11; Montgomery, 10), joining the New England Patriots (Leroy Thompson, Ben Coates, Michael Timpson) vs. Minnesota on Nov. 13, 1994.
- ▶ Adams' 13 receptions for 132 yards (10.2 avg.) and two touchdowns against Chicago tied for the second-most receptions in a single game in franchise history (Don Hutson, 13 receptions vs. Cleveland, Oct. 18, 1942, and 14 vs. N.Y. Giants on Nov. 22, 1942).
- ▶ Montgomery became the first Packer to post back-to-back games with 10-plus catches (10 vs. Dallas in Week 6) since WR Sterling Sharpe in 1993 (Oct. 10, Oct. 24). Adams joined him in Weeks 7 (13) and 8 (12). The only other player to accomplish that feat in a single season in team annals is Hutson in 1942 (Nov. 15, Nov. 22).
- ▶ Montgomery recorded 60 yards rushing and 66 yards receiving in Week 7, becoming the first Green Bay player since RB Ahman Green (63 rushing/68 receiving) at Detroit on Sept. 24, 2006, to register 60-plus rushing yards and 60-plus receiving yards in a game.



PACKERS VS. TEXANS - WEEK 13

AT THE HELM

Having led Green Bay to the playoffs in eight of his first 10 seasons as head coach, **Mike McCarthy** is joined by Vince Lombardi and Mike Holmgren as the only coaches to guide the Packers to a Super Bowl win with a victory over Pittsburgh in Super Bowl XLV.

- ▶ McCarthy guided the Packers to a franchise-record fourth consecutive division title in 2014.
- ▶ With a win at Tampa Bay in Week 16 of the 2014 season, McCarthy passed Lombardi for the No. 2 spot in team history as far as overall victories:

Coach	Overall Wins
1. Curly Lambeau, 1921-49	212
2. Mike McCarthy, 2006-16	117
3. Vince Lombardi, 1959-67	98
4. Mike Holmgren, 1992-98	84

- ▶ The 117 overall wins are the most in the NFC and the third most in the NFL since 2006 (NE 145 and IND 118).
- ▶ McCarthy reached 100 career wins (including playoffs) in just his 155th game. He was the fastest to reach 100 wins in the NFL since George Seifert in 1996 (132 games).
- ▶ McCarthy's 104 regular-season wins in his first 10 years as a head coach (2006-15) **rank No. 3 in NFL history**:

Coach	Wins In First 10 Regular Seasons
1. George Seifert, SF	113
2. Don Shula, BAL/MIA	105
3. Mike McCarthy, GB	104

- ▶ McCarthy recorded his third regular season with 12-plus wins in 2014 (2007, 2011), passing Curly Lambeau (1929, 1931), Lombardi (1962, 1966), Holmgren (1996-97) and Mike Sherman (2001-02) for the most by a coach in franchise history.
- ▶ McCarthy has guided the Packers to five seasons with 11-plus wins (2007, 2009, 2011-12, 2014), passing Lombardi (1961-63, 1966) and Holmgren (1995-98) for the **most by a coach in franchise history**.
- ▶ McCarthy's seven regular seasons with 10-plus wins are a franchise record (since 1921).
- ▶ McCarthy joined Pittsburgh's Bill Cowher (2005) as the only Super Bowl-winning coaches to lead their respective teams to three road wins as the No. 6 seed in the postseason en route to a world title.
- ▶ Including playoffs, McCarthy has a 117-68-1 record since taking over as head coach in 2006, a .632 winning percentage that ranks **No. 2 among current NFL head coaches** (minimum 75 games):

Coach	Winning Pct.
1. Bill Belichick, CLE/NE	.671 (255-125)
2. Mike McCarthy, GB	.632 (117-68-1)
3. Mike Tomlin, PIT	.627 (104-62)

- ▶ McCarthy coached in his 134th game in Week 13 at Detroit in 2013 (including playoffs), moving him past Bart Starr for No. 2 in team history:

Coach	Overall Games
1. Curly Lambeau, 1921-49	339
2. Mike McCarthy, 2006-16	186
3. Bart Starr, 1975-83	133

- ▶ In the Week 6 victory over the San Diego Chargers in 2015, McCarthy earned the 100th regular-season win of his career in just his 150th game, making him the **seventh-fastest coach in NFL history and the fastest current NFL coach** to reach the 100-win plateau:

Coach (Current)	Games Needed For 100 Regular-Season Wins
1. Mike McCarthy, GB	150
2. Andy Reid, PHI/KC	164
3. Bill Belichick, CLE/NE	177
4. John Fox, CAR/DEN	182

- ▶ Since McCarthy took over in 2006, the Packers rank **No. 2 in the NFL** in regular-season winning percentage:

Team	Winning Pct.
1. New England	.778 (133-38)
2. Green Bay	.640 (109-61-1)
3. Indianapolis	.637 (109-62)

WINNING WAYS

- ▶ The Packers are the only NFC team and one of two teams in the league (New England) to make the playoffs each of the past seven seasons (2009-15). Those seven appearances were more than the rest of the NFC North Division combined during that span (Minnesota-three / Detroit-two / Chicago-one).
- ▶ Below are the head coaches who have led a single franchise to seven or more consecutive playoff appearances:

Coach	Years
Tom Landry, DAL	1966-73 and 1975-83
Chuck Noll, PIT	1972-79
Tony Dungy, IND	2002-08
Mike McCarthy, GB	2009-15
Bill Belichick, NE	2009-15

- ▶ There were seven teams in the NFL with five-plus playoff appearances from 2009-15, with only two in the NFC (**Green Bay** and New England, seven / Cincinnati, six / Baltimore, Denver, Indianapolis and Seattle, five).
- ▶ From 2009-12, Green Bay posted four straight 10-win seasons, **tying a franchise record** that was done three other times in club annals (1929-32, 1995-98, 2001-04). The Packers' win total of 47 from 2009-12, ranks second in franchise history for a four-year period.
- ▶ Green Bay's six 10-win regular seasons since 2009 are **No. 2 in the NFL**:

Team	10-Win Regular-Seasons (Since 2009)
1. New England	7
2. Green Bay	6
3t. Cincinnati/Indianapolis	5

- ▶ A look at the top regular-season win totals in the league since 2009:

Team	Regular-Season Wins (Since 2009)
1. New England	94
2. Green Bay	82
3. Denver	77



PACKERS VS. TEXANS - WEEK 13

RODGERS AND TOUCHDOWNS

QB **Aaron Rodgers** has found a way to find the end zone a lot in his career, and that has continued this season.

▶ Rodgers ranks **No. 2 in the NFL** this season in passing touchdowns:

Player	TD Passes (2016)
1. Drew Brees, NO	30
2. Aaron Rodgers, GB	27
3. Matt Ryan, ATL	26
4. Marcus Mariota, TEN	25

▶ Rodgers registered four touchdown passes in the first half of the Week 3 victory over Detroit. It was the second time in his career that he recorded four-plus touchdowns in the first half (six vs. Chicago, Nov. 9, 2014).

▶ Rodgers has thrown four-plus touchdowns in a game 18 times, one shy of QB Brett Favre's franchise mark (19 games), the sixth most in NFL history and **No. 3 among active quarterbacks**:

Player	Games W/ Four-Plus TD Passes
1. Drew Brees, SD/NO	30
2. Tom Brady, NE	26
3. Aaron Rodgers, GB	18
4. Eli Manning, NYG	14
5. Ben Roethlisberger, PIT	12

▶ Rodgers is **tied for No. 3 in the NFL** this season with five games with three-plus passing touchdowns. He ranks **No. 2 in the league** in games with three-plus passing touchdowns since 2008:

Player	Games With Three-Plus TD Passes
1. Drew Brees, SD/NO	60
2. Aaron Rodgers, GB	51
3. Philip Rivers, SD	44
4. Tom Brady, NE	38
5. Eli Manning, NYG	37

▶ Rodgers registered three-plus passing touchdowns in three consecutive games (Weeks 7-9), totaling 10 touchdowns and one interception over that span. It marked the fifth time in his career that Rodgers registered three-plus passing touchdowns in three or more games in single season (five: games six-10 in 2011 / four: games four-seven in 2012 and 2014 / three: games 14-16 in 2012). According to pro-football-reference.com, Rodgers is the only quarterback in the NFL to record three consecutive games with three-plus touchdown passes this season.

▶ Rodgers is **tied for No. 1 in the NFL this season** (Tom Brady/Ben Roethlisberger) in games with three-plus passing touchdowns and zero interceptions (four). **Dating back to 2008, Rodgers leads the NFL** in games with three-plus TDs and zero INTs:

Player	Games With Three-Plus TD Passes and Zero INTs (Since 2008)
1. Aaron Rodgers, GB	36
2. Drew Brees, NO	30
3. Tom Brady, NE	29
4. Tony Romo, DAL	21
5. Philip Rivers, SD	20

RODGERS THE RUNNER

With injuries costing Green Bay's top two running backs significant time this season, QB **Aaron Rodgers** has helped try to fill the void.

▶ Rodgers ranks in the top five in the NFL in rushing yards, rushing touchdowns and rushing average (min. 10 att.) among quarterbacks this season:

Player	Rushing Yards (QBs)
1. Tyrod Taylor, BUF	439
2. Colin Kaepernick, SF	373
3. Marcus Mariota, TEN	310
4. Blake Bortles, JAX	294
5. Aaron Rodgers, GB	285

Player	Rushing Touchdowns (QBs)
1t. Cam Newton, CAR	5
1t. Dak Prescott, DAL	5
1t. Tyrod Taylor, BUF	5
4t. Aaron Rodgers, GB	3
4t. Andy Dalton, CIN	3

Player	Rushing Avg. (QBs)
1. Colin Kaepernick, SF	8.11
2. Blake Bortles, JAX	6.53
3. Marcus Mariota, TEN	6.33
4. Tyrod Taylor, BUF	6.27
5. Aaron Rodgers, GB	6.20

▶ In Weeks 8-10, Rodgers became the first Packers quarterback since Tobin Rote in 1955 to register a run of 20-plus yards in three consecutive games.

▶ Rodgers led the Packers with a career-best 60 rushing yards on six carries (10.0 avg.) at Atlanta. He recorded three runs of 10-plus yards, tying his single-game career high (at Indianapolis, Oct. 7, 2012, and vs. Cincinnati, Sept. 20, 2009).

▶ Dating back to 1960, Rodgers' 60 rushing yards in Week 8 were the second most in a single game by a Green Bay quarterback, trailing only the 88 yards on eight carries (11.0 avg.) by Don Majkowski at Detroit, Sept. 30, 1990.

▶ Rodgers joined Cam Newton (Dec. 20, 2015, at NYG) as the only QBs over the past four seasons (2013-16) to post four-plus passing TDs and 60-plus rushing yards in the same game.

▶ By rushing for 43 yards on six carries (7.2 avg.) in Week 9, Rodgers recorded over 40-plus rushing yards in back-to-back games for the first time in his career.

▶ Rodgers ranks **No. 2 among active quarterbacks in the NFL** in rushing touchdowns since 2008:

Player	Rushing TDs (QBs Since 2008)
1. Cam Newton, CAR	48
2. Aaron Rodgers, GB	24
3. Andy Dalton, CIN	17
4. Joe Flacco, BAL	15
5t. Andrew Luck, IND	13
5t. Mark Sanchez, NYJ/PHI/DAL	13
5t. Russell Wilson, SEA	13



PACKERS VS. TEXANS - WEEK 13

TAKING HIS PLACE AMONG THE GAME'S BEST

QB **Aaron Rodgers** surpassed the 1,500-attempt plateau for his career in 2010, the benchmark to qualify for passer rating in the NFL record book.

▶ Rodgers ranks **No. 1 in NFL history** in career passer rating:

<u>Quarterback</u>	<u>Career Passer Rating</u>
1. Aaron Rodgers, GB	103.5
2. Russell Wilson, SEA	100.4
3. Tony Romo, DAL	97.1
4. Tom Brady, NE	97.0
5. Steve Young, TB/SF	96.8

▶ In 130 career regular-season starts, Rodgers has eclipsed the century mark in passer rating 71 times and recorded 47 games of 300-plus yards.

▶ Rodgers went over the 35,000-yard passing mark for his career this season in Week 11 at Washington. According to the Elias Sports Bureau, he reached the mark on his 4,446th attempt, the second-fewest attempts needed in NFL history behind QB Johnny Unitas (4,388 attempts).

▶ In the Week 7 victory over Chicago, Rodgers set a single-game franchise record with 39 completions, besting the previous high of 36 by QB Brett Favre at Chicago on Dec. 5, 1993.

▶ Rodgers reached 250 touchdown passes in Week 12 of 2015. He did in his 121st career game, surpassing MIA QB Dan Marino (128) for the NFL record.

▶ Where Rodgers ranks among active NFL quarterbacks **since he took over as the starter in 2008** (min. 1,200 attempts):

<u>Quarterback</u>	<u>Passing Yards (Since 2008)</u>
1. Drew Brees, NO	43,301
2. Philip Rivers, SD	37,887
3. Matt Ryan, ATL	36,273
4. Eli Manning, NYG	35,704
5. Aaron Rodgers, GB	35,144
<u>Quarterback</u>	<u>Passing TDs (Since 2008)</u>
1. Drew Brees, NO	324
2. Aaron Rodgers, GB	283
3. Philip Rivers, SD	260
<u>Quarterback</u>	<u>Passer Rating (Since 2008)</u>
1. Aaron Rodgers, GB	103.9
2. Drew Brees, NO	101.3
3. Tom Brady, NE	100.4
<u>Quarterback</u>	<u>Yards/Attempt (Since 2008)</u>
1. Russell Wilson, SEA	8.01
2. Aaron Rodgers, GB	7.92
3. Philip Rivers, SD	7.91
<u>Quarterback</u>	<u>INT Percentage (Since 2008)</u>
1. Tom Brady, NE	1.5
2. Aaron Rodgers, GB	1.6
3. Alex Smith, KC	1.8
<u>Quarterback</u>	<u>25-Yard Passes (Since 2008)</u>
1. Drew Brees, NO	325
2. Aaron Rodgers, GB	305
3. Philip Rivers, SD	285
4. Eli Manning, NYG	283
<u>Quarterback</u>	<u>Rushing TDs (Since 2008)</u>
1. Cam Newton, CAR	48
2. Aaron Rodgers, GB	24
3. Andy Dalton, CIN	17

▶ Rodgers rushed for a touchdown in Week 10, marking his 12th game with two-plus passing touchdowns and one-plus rushing touchdowns since 2008, which is **No. 2 among NFL QBs** over that span behind Cam Newton (18).

▶ Rodgers finished the 2015 regular season **No. 2 in the NFL** with seven games with two-plus touchdown passes and zero INTs (New England QB Tom Brady, nine). He has six such games so far this season.

▶ Rodgers reached 30 passing touchdowns (31) during the 2015 regular season for the fifth time in his career. He ranks second in team history behind Brett Favre's eight. Rodgers' five 30-plus passing touchdown seasons since 2009 are tied for the second most in the NFL over that time span (NE Tom Brady and IND/DEN Peyton Manning, five / NO Drew Brees, eight).

▶ Dating back to 1921, Rodgers is tied for the most seasons with 30-plus touchdowns and less than 10 interceptions (according to pro-football-reference.com):

<u>Player</u>	<u>Seasons With 30-Plus TD Passes/Less Than 10 INTs</u>
1t. Aaron Rodgers, GB	5
1t. Tom Brady, NE	5
3t. Six players	1

▶ Rodgers owns three of the top four single-season totals in touchdown passes in franchise history:

<u>Player</u>	<u>TD Passes</u>
1. Aaron Rodgers, 2011	45
2t. Aaron Rodgers, 2012	39
2t. Brett Favre, 1996	39
4t. Aaron Rodgers, 2014	38
4t. Brett Favre, 1995	38

▶ A look at where Rodgers ranks in the NFL in several categories **since 2014** (min. 350 attempts):

<u>Quarterback</u>	<u>Passer Rating (Since 2014)</u>
1. Tony Romo, DAL	105.9
2. Tom Brady, NE	102.8
3. Drew Brees, NO	101.6
4. Aaron Rodgers, GB	100.8
5. Russell Wilson, SEA	100.3

<u>Quarterback</u>	<u>TD Passes (Since 2014)</u>
1. Aaron Rodgers, GB	96
2. Drew Brees, NO	95
3. Tom Brady, NE	87

<u>Quarterback</u>	<u>TD/INT Ratio (Since 2014)</u>
1. Tom Brady, NE	5.12 (87/17)
2. Aaron Rodgers, GB	4.80 (96/20)
3. Russell Wilson, SEA	3.42 (65/19)

<u>Quarterback</u>	<u>TD Percentage (Since 2014)</u>
1. Tony Romo, DAL	7.0
2. Aaron Rodgers, GB	6.2



THE DOPE ON THIS WEEK'S OPPONENT:

Packers vs. Texans:

All-time, Regular season:

2-1-0

All-time, Postseason:

0-0

All-time, in Green Bay:

0-1-0

Streaks: The teams have alternated wins since the beginning of the series in 2004.

Last meeting, regular season:

Oct. 14, 2012; Packers won, 42-24, Reliant Stadium



COACHES CAPSULES

Mike McCarthy: 117-68-1, .632 (incl. 8-7 postseason); 11th NFL season

Bill O'Brien: 24-20-0, .545 (incl. 0-1 postseason); 3rd NFL season

Head to Head: Tied 0-0

vs. Opponent: McCarthy 1-1 vs. Texans; O'Brien 0-0 vs. Packers

MIKE MCCARTHY...Is in his 11th year as the Packers' 14th head coach.

- ▶ Joined Vince Lombardi and Mike Holmgren as the only coaches to guide the Packers to a Super Bowl title with a win over Pittsburgh in Super Bowl XLV.
- ▶ Led the Packers to their seventh consecutive playoff appearance last season, joining New England as the only two NFL teams to do so over that span. Has also led the team to eight playoff appearances in the last nine years (2007, 2009-15).
- ▶ Guided the Packers to top-10 finishes in scoring in eight straight seasons (2007-14), joining the Patriots as the only other team to accomplish the feat over that time; Packers finished first overall in scoring in 2014.
- ▶ His .640 winning percentage during the regular season (109-61-1) ranks No. 3 among active NFL head coaches (min. 50 games).
- ▶ Had 104 regular-season wins in his first 10 seasons as a head coach, ranking No. 3 in NFL history.

BILL O'BRIEN...Is in his third year as the Texans' third head coach.

- ▶ Coached WR DeAndre Hopkins to become the third-youngest player in NFL history to reach 200 receptions and 3,000 receiving yards.
- ▶ Guided the Texans to a 9-7 record in his first season (2014), making Houston the sixth team since 1978 to post a winning season following a year with two or fewer victories.
- ▶ In 2015, led Houston to another 9-7 record, winning the AFC South.
- ▶ Coordinated a New England offense that scored 32.1 points per game and gained 428.0 yards per game in 2011.
- ▶ Despite scholarship reductions and postseason ban, led Penn State to an 8-4 record in 2012, his first season as head coach.

THE PACKERS-TEXANS SERIES

- ▶ This will be just the fourth meeting between the clubs since the Texans entered the NFL as an expansion club in 2002.
- ▶ The first meeting came in a nationally televised Sunday night contest at Reliant Stadium in Houston, one that the Packers won, 16-13, on a 46-yard field goal by Ryan Longwell as time expired.
- ▶ Houston native and longtime Packers WR Donald Driver led Green Bay with 10 catches for 148 yards (14.8 avg.) and QB Brett Favre threw for 383 yards in the win.
- ▶ The second meeting, which is the only other at Lambeau Field, saw another game-winning field goal as time expired, this time by Houston's Kris Brown on a 40-yard attempt.

NOTABLE CONNECTIONS

Packers defensive coordinator Dom Capers was the first head coach of the Houston Texans, coaching from 2001-05...Green Bay executive vice president, general manager & director of football operations Ted Thompson is from Atlanta, Texas, and played for the Houston Oilers from 1975-84...Texans G Josh Walker played for the Packers in 2015 and spent this past offseason with Green Bay...Houston director of sports medicine/head athletic trainer Geoff Kaplan interned with Green Bay in 1993 and graduated from Wisconsin...Packers senior personnel executive Alonzo Highsmith was selected in the first round of the 1987 draft by the Houston Oilers, playing in Houston for three seasons (1987-89)...Green Bay RB Christine Michael played at Texas A&M and is from Beaumont, Texas...Packers K Mason Crosby (Georgetown), CB Demetri Goodson (Spring), WR Ty Montgomery (Dallas), FB Aaron Ripkowski (Dayton) and G Lane Taylor (Arlington) are all from Texas...Houston linebackers coach Mike Vrabel played linebacker and was coached by Capers (2008) in New England and Packers special teams coordinator Ron Zook (1997-98) in Pittsburgh...During the 2008 season in New England, Capers coached Texans special teams coordinator Larry Izzo and DT Vince Wilfork...Capers and Houston head coach Bill O'Brien were colleagues in New England (2008)...Green Bay TE Jared Cook was coached in Tennessee by Houston running backs coach Charles London in 2011...Texans defensive line coach Anthony Weaver spent two seasons (2014-15) in Cleveland with Green Bay tight ends coach Brian Angelichio...Packers president & chief executive officer Mark Murphy was the athletic director at Colgate when Texans wide receivers coach Sean Ryan was an assistant coach...Zook was the head coach at Illinois when he coached Houston G Jeff Allen (2008-11) and LB Whitney Mercilus (2009-11)...Packers LB Clay Matthews and Texans LB Brian Cushing played together at Southern California from 2005-08...Texans G Xavier Su'a-Filo was coached at UCLA in 2009 by Packers assistant offensive line coach David Raih...Raih also coached at Texas Tech in 2013...Su'a-Filo played at UCLA with Green Bay DT Kenny Clark (2013), QB Brett Hundley (2012-13) and DE/LB Datone Jones (2009, '12)...Packers DT Mike Pennel played at Arizona State in 2012 with Texans CB Robert Nelson...Green Bay LB Carl Bradford played with Houston QB Brock Osweiler (2011), WR Jaelen Strong (2013) and Nelson (2012-13) at Arizona State...Nelson (2013) and Strong (2013-14) also were Sun Devils teammates with Packers CB Damarius Randall...Taylor and Houston QB Brandon Weeden played together at Oklahoma State from 2009-11...Texans TE C.J. Fiedorowicz played at Iowa with Green Bay DT Mike Daniels (2010-11) and DB Micah Hyde (2010-12)...Packers C Corey Linsley was teammates at Ohio State with Houston WR Braxton Miller (2011-13) and LB John Simon (2010-12)...Texans C Grag Mancz spent 2011-13 as Toledo teammates with Green Bay LB Jayrone Elliott...Houston TE Stephen Anderson was teammates with Packers WR Trevor Davis (2013-15) and TE Richard Rodgers (2011-13) at California.

LAST MEETING, REGULAR SEASON

Oct. 14, 2012, Reliant Stadium, Packers won, 42-24

- ▶ QB Aaron Rodgers had his first six-TD performance of his career, finishing 24 of 37 for 338 yards and no turnovers (133.8 passer rating).
- ▶ WR Jordy Nelson hauled in three TD passes as part of his nine-catch, 121-yard performance.
- ▶ The Green Bay defense limited Texans RB Arian Foster to 29 yards on 17 carries (1.7 avg.), the lowest output of his career in games with at least 15 attempts.



PACKERS VS. TEXANS - WEEK 13

QUICK OUT OF THE GATE

The Packers started games fast during the 2015 regular season, scoring touchdowns in the first quarter in nine games. They continued that by scoring in nine of 11 games this season (**tied for No. 1 in the NFL**), including a touchdown in seven contests.

► Green Bay ranks near the top of the NFL in a few other first-quarter categories this season:

Team	Points Per Game In The First Quarter (2016)
1. New England	7.9
2. Atlanta	6.7
3. Pittsburgh	6.6
4. Dallas	6.2
5t. Green Bay	5.9
5t. Buffalo	5.9

Team	First-Quarter Touchdowns (2016)
1. New England	11
2. Pittsburgh	10
3t. Green Bay	8
3t. Atlanta	8
3t. Buffalo	8
3t. Dallas	8
3t. New Orleans	8

Team	Points On First Offensive Poss. (2016)
1t. Green Bay	44
1t. New England	44
3t. Dallas	41
3t. San Diego	41
5. Buffalo	38

► The Packers scored 13 touchdowns in the first quarter in 2015, **tied for No. 2 in the NFL** (Washington, 13 / New Orleans, 16).

► Green Bay scored points in the first quarter in 12 games during the regular season, **tied for No. 4 in the NFL** in 2015 and **tied for No. 2 among Packers teams since 2000**:

Year	Games Scoring Points in the First Quarter
1. 2014	16
2t. 2015	12
2t. 2011	12
2t. 2009	12

► Dating back to 2014, Green Bay has scored in the first quarter in 37 of 42 games, with TDs in 30 of them.

► Green Bay leads the NFL in first quarter scoring since 2014:

Team	First-Quarter Points (since 2014)
1. Green Bay	322
2. New England	254
3. New Orleans	238

► QB **Aaron Rodgers** has thrown six touchdowns in the first quarter this season, **No. 2 in the NFL**:

Player	First-Quarter TD Passes (2016)
1. Ben Roethlisberger, PIT	8
2. Aaron Rodgers, GB	7
3t. Four players	5

► Dating back to 1991, Rodgers owns four of the top six single-season marks for passing touchdowns during the first quarter for the Packers:

Player	Passing Touchdowns
1. Aaron Rodgers, 2011	11
2t. Aaron Rodgers, 2014	10
2t. Brett Favre, 1998	10
2t. Brett Favre, 1995	10
5t. Aaron Rodgers, 2015	9
5t. Aaron Rodgers, 2012	9

► QB **Aaron Rodgers** has thrown 56 touchdowns and seven interceptions in the first half since the start of the 2014 regular season.

► Since 2014, Rodgers ranks in the top five in the NFL in a few first-half passing categories (min. 200 att.):

Player	First-Half Passer Rating
1. Aaron Rodgers, GB	104.5
2. Tom Brady, NE	104.5
3. Kirk Cousins, WAS	103.4
4. Marcus Mariota, TEN	102.1
5. Drew Brees, NO	102.0

Player	First-Half Passing Touchdowns
1. Aaron Rodgers, GB	56
2. Tom Brady, NE	47
3. Eli Manning, NYG	45
4. Drew Brees, NO	43
5. Philip Rivers, SD	42
6. Matthew Stafford, DET	40

Player	First-Half TD/INT Ratio
1. Aaron Rodgers, GB	8.00
2. Tom Brady, NE	6.71
3. Marcus Mariota, TEN	4.17
4. Eli Manning, NYG	3.46
5. Kirk Cousins, WAS	3.33

► Dating back to 2006, the Packers have recorded three of the top six single-season first-half point totals in the NFL:

Team	First-Half Points
1. New England, 2007	333
2. Green Bay, 2014	310
3. New England, 2012	290
4. Denver, 2013	288
5. Green Bay, 2011	286
6. Green Bay, 2009	269



PACKERS VS. TEXANS - WEEK 13

CLAY FINDS HIS WAY TO THE BALL

LB **Clay Matthews** continues to make an impact on opposing offenses. Despite missing four games due to injury, Matthews ranks third on the team with four sacks this season.

- For the first time in his career, Matthews recorded at least one sack in each of the first three regular-season games he played in.
- In 2015, Matthews was selected to his sixth Pro Bowl and first as an inside linebacker after recording 6.5 sacks (second on the team), 14 QB hits (No. 1 on the team), and a career-high 84 tackles (No. 2 on the team). He was also one of three players (Micah Hyde, Sam Shields) on the team to have an interception and a fumble recovery.
- It was the seventh consecutive season he recorded six or more sacks, **tied for the most** six-plus-sack seasons in the NFL since 2009:

Player	Six-Plus-Sack Seasons (Since 2009)
1t. Clay Matthews, GB	7
1t. Julius Peppers, CAR/CHI/GB	7
1t. Tamba Hali, KC	7
1t. Cameron Wake, MIA	7
1t. DeMarcus Ware, DAL/DEN	7

- Matthews' 71.5 sacks since entering the NFL in 2009 are **No. 5 among active players in the league** over that span:

Player	Sacks (Since 2009)
1. DeMarcus Ware, DEN	84.0
2. Cameron Wake, MIA	78.5
3. J.J. Watt, HOU	76.0
4. Von Miller, DEN	72.5
5. Clay Matthews, GB	71.5
6t. Julius Peppers, CAR/CHI/GB	71.0
6t. Elvis Dumervil, DEN/BAL	71.0
8. Tamba Hali, KC	70.0

- Matthews is **tied for No. 1 in team history** in 10-sack seasons and is **No. 4** in two-sack games:

Player	10-Sack Seasons
1t. Clay Matthews, 2009-10, 2012, 2014	4
1t. Reggie White, 1993, 1995, 1997-98	4
1t. Kabeer Gbaja-Biamila, 2001-04	4

Player	Two-Sack Games
1. Reggie White, 1993-98	16
2. Kabeer Gbaja-Biamila, 2000-08	15
3. Tim Harris, 1986-90	14
4. Clay Matthews, 2009-16	13

- Matthews is **No. 2 in team history** with 71.5 career sacks (games played in parentheses):

Player	Career Sacks
1. Kabeer Gbaja-Biamila, 2000-08	74.5 (124)
2. Clay Matthews, 2009-16	71.5 (108)
3. Reggie White, 1993-98	68.5 (95)

BURNETT BRINGS IT

Packers S **Morgan Burnett** has been a steady force on the Packers defense for years, starting 90 games (including playoffs) since 2011.

- From 2011-14, he was the only Packer to surpass 100 tackles each season, and despite missing five games in 2015, he tied for the team lead in solo tackles (54) and led the team with 14 total tackles in the postseason. So far in 2016, he ranks No. 2 on the team in tackles (60) despite missing a game.
- He has set a single-season career high with three sacks, **tied for No. 1 among safeties** this year according to STATS:

Player	Sacks (2016)
1t. Morgan Burnett, GB	3.0
1t. Landon Collins, NYG	3.0
3t. Three players	2.0

- In Week 6, he recorded his first interception since Dec. 8, 2014, vs. Atlanta, while also leading the team in tackles (10) and solo tackles (seven).
- Burnett has 7.5 sacks since 2011, **tied for No. 4** among safeties over that time span:

Player	Sacks (Since 2011)
1t. Roman Harper, NO/CAR	8.5
1t. T.J. Ward, CLE/DEN	8.5
3. Reshad Jones, MIA	8.0
4. Morgan Burnett, GB / Harrison Smith, MIN	7.5

- He ranks **No. 3 among Green Bay safeties** (since 1982) in career sacks, according to STATS:

Packers Safety	Career Sacks
1. LeRoy Butler	20.5
2. Mark Murphy	11.0
3. Morgan Burnett	7.5

ONE OF THE BEST

Packers LB **Julius Peppers** is one of the greatest pass rushers of all-time and continues to contribute, ranking No. 2 on the team with 5.5 sacks this season.

- Last season (10.5) marked his ninth season with 10-plus sacks, which tied John Randle for the fourth-most 10-sack seasons since 1982 (Bruce Smith, 13 / Reggie White, 12 / Kevin Greene, 10).
- Peppers ranks **No. 1 among active players** in career sacks during the regular season:

Player	Career Sacks
1. Julius Peppers (CAR/CHI/GB)	141.5
2. DeMarcus Ware (DAL/DEN)	137.5
3. Dwight Freeney (IND/SD/ARI/ATL)	122.5

- Peppers is tied with Michael Strahan for **No. 5 in NFL history** with 141.5 career sacks (since 1982). He trails Chris Doleman (150.5) for No. 4 all-time.
- Peppers recorded a sack and forced fumble on Dallas QB Dak Prescott in Week 6. According to STATS LLC, he ranks **No. 5 in the NFL** in forced fumbles (46) since 1994.
- Peppers is the first player in NFL history with 100 career sacks and four interception returns for touchdowns. In 2014, he became the first linebacker in Packers' history to post two interception returns for touchdowns in the same season.
- Peppers is the **only player in NFL history** to register at least 10 interceptions and 100.0 sacks (since 1982).



PACKERS VS. TEXANS - WEEK 13

PERRY LEADS THE RUSH

Packers LB **Nick Perry** has led a pass rush that has recorded multiple sacks in nine of 11 games and includes two-plus sacks by six players.

- ▶ Perry has registered a team-high eight sacks, **tied for No. 10 in the NFL** in 2016.
- ▶ Perry has registered a half-sack or more in eight games this season, **tied for No. 2 in the NFL**.

Player	Games With Half Sack Or More
1. Von Miller, DEN	9
2t. Nick Perry, GB	8
2t. Lorenzo Alexander, BUF	8
2t. Ryan Kerrigan, WAS	8

- ▶ In Week 6, Perry registered his first career interception and added a sack, making him the first Green Bay LB to post both in a game since **Clay Matthews** at the N.Y. Giants on Dec. 4, 2011.
- ▶ Perry matched his career high with a team-best two sacks in Week 3 vs. Detroit.
- ▶ Perry has at least one two-sack game in each of the last four seasons (2013-16), the lone Packer to accomplish that feat over that span.

CONTINUAL IMPACT

In his career, DT **Mike Daniels** has seen his playing time steadily increase as well as his production. After playing in 14 games as a rookie in 2012, he has played in every game since the start of the 2013 season.

- ▶ In Week 2 at Minnesota, he recorded a sack and tied for the team lead with four QB hits. In Week 3, he led the Packers with two QB hits, and in he registered a sack in both Weeks 8 and 12.
- ▶ In 2015, Daniels led the Packers' defensive line in tackles (66) and sacks (four). He finished third on the team with 12 QB hits.
- ▶ In Week 5 versus St. Louis last season, he tied for the team lead with a career-best nine tackles (eight solo).
- ▶ Daniels registered his first career interception in Week 16 at Arizona (2015), returning it 23 yards. According to STATS LLC, it was the first interception by a Packers DT since Cullen Jenkins on Oct. 18, 2009. Dating back to 1960, his 23-yard interception return was the longest by a Green Bay DT on an interception.
- ▶ He led Green Bay's defensive line with 5.5 sacks and was the team leader in quarterback hits (19) and pressures (22) during the 2014 regular season.
- ▶ Daniels is third on the Packers with 19.0 sacks since the start of the 2013 season (Peppers-23.0 / Matthews-29.0). He is **tied for No. 10 among NFL defensive tackles** over that span, according to STATS LLC:

Player	Sacks (2013-16)
1. Gerald McCoy, TB	32.5
2. Aaron Donald, STL	26.0
3. Jurrell Casey, TEN	25.5
4. Ndamukong Suh, DET/MIA	25.0
5. Geno Atkins, CIN	24.5
6. Calais Campbell, ARI	24.0
7. Marcell Dareus, BUF	23.0
8t. Fletcher Cox, PHI	20.5
8t. Kyle Williams, BUF	20.5
10t. Mike Daniels, GB	19.0
10t. Kawann Short, CAR	19.0

ON THE RISE

S **Ha Ha Clinton-Dix** has been a presence on the Packers defense since his rookie season.

- ▶ After starting 10 of 16 games and both postseason contests as a rookie, he has started every game since 2015.
- ▶ His career-best three interceptions are **tied for No. 2 among NFL safeties** this season, trailing only NYG Landon Collins (five).
- ▶ According to STATS, he and Eagles S Rodney McLeod are the only safeties with one or more forced fumbles and three interceptions this season.
- ▶ In 2016, Clinton-Dix posted a career high in Week 9 with two interceptions and became the first Green Bay safety to register two INTs in a game since **Morgan Burnett** did so vs. Minnesota on Dec. 2, 2012. He joined GB Al Harris (vs. New Orleans, Oct. 9, 2005) as the only players to post two INTs in a first quarter for the Packers since 1993.
- ▶ His three career postseason interceptions **rank No. 1 among safeties** since he entered the league in 2014, according to STATS.
- ▶ Clinton-Dix finished second on the team with 95 tackles (73 solo) in 2014 and led the Packers with 117 tackles (97 solo) last season.
- ▶ He registered a total of three interceptions last season (including playoffs). He tied for fourth on the team with two during the regular season and registered one in the postseason.
- ▶ According to STATS, his three sacks during the 2015 regular season were tied for the fifth most in a single regular season by a Packers safety (since 1982) and the most since Mark Roman recorded 3.5 in 2004.
- ▶ Clinton-Dix's three sacks also tied for **No. 3 in the NFL** in 2015 among safeties.
- ▶ During the 2015 regular season, he registered eight-plus tackles in eight games, including setting career highs in both total tackles (12) and solo tackles (11) in the Week 10 game vs. Detroit, in which he also registered an interception.

RACKING UP POINTS

K **Mason Crosby** is moving his way up the record books.

- ▶ Crosby passed Ryan Longwell in Week 2 of the 2015 season to become the franchise career points leader:

Player	Career Points
1. Mason Crosby, 2007-16	1,231
2. Ryan Longwell, 1997-2004	1,054
3. Don Hutson, 1935-45	823

- ▶ Crosby (319) eclipsed Longwell (277) for the most field goal attempts in Packers' history.
- ▶ Crosby (1,349) passed Longwell (1,119) for the most points scored in the regular and postseason combined in franchise history.
- ▶ Dating back to 2013, Crosby has made 104 field goals during the regular season, **tied for No. 5 in the NFL** over that span.
- ▶ Crosby recorded 108 points during the 2015 regular season, giving him the ninth 100-point season of his career and passing Ryan Longwell (1997-2004) for the franchise record.
- ▶ In Week 11 of 2015, he tied the single-game team record with five field goals and became the first player in NFL history to have five field goals of 40-plus yards in a game. In the same game, Crosby connected on a 52-yard field goal, extending his career franchise record for the most 50-yard FGs to 26.



PACKERS VS. TEXANS - WEEK 13

ON THE ROAD AGAIN

Green Bay went 7-1 away from Lambeau Field in 2011, with the seven road wins setting a single-season franchise record.

- ▶ The Packers have been able to stay above the .500 mark on the road during Head Coach **Mike McCarthy's** tenure, a notable achievement in the National Football League.
- ▶ Since 2006, McCarthy's first season as the head coach in Green Bay, only nine of 32 NFL teams have regular-season road records above .500.

Team	W-L Record	Pct.
1. New England	61-25-0	.709
2. Dallas	50-35-0	.588
3. Indianapolis	48-37-0	.565
4. Green Bay	47-39-0	.547
5t. Denver	46-39-0	.541
5t. N.Y. Giants	46-39-0	.541
7. Philadelphia	46-39-1	.540
8. New Orleans	45-40-0	.529
9. Pittsburgh	45-41-0	.523

323 AND COUNTING

Another packed house at Lambeau Field against the Indianapolis Colts in Week 9 brought the stadium's consecutive-sellouts streak to 323 regular-season games (not including replacement games).

- ▶ The league's longest-tenured stadium, Lambeau Field is hosting its 60th season of football in 2016. For the victory over Dallas in the Divisional round of the 2014 playoffs, Packers fans set a new Lambeau Field paid attendance record (79,704).
- ▶ Across American professional sports, only Boston's Fenway Park (1912) and Chicago's Wrigley Field (1914) have longer tenures.

THE LAMBEAU ADVANTAGE

The crown jewel of the National Football League, Lambeau Field has long been known as one of the tougher venues to play in, particularly during the harsh Wisconsin winter.

- ▶ Re-establishing home-field advantage after a 4-4 mark in 2008 was one of the goals of 2009, and with the Packers finishing 6-2 at home, they accomplished that goal. Green Bay followed that up with a 7-1 mark at Lambeau Field in 2010, a perfect 8-0 record in 2011, the first undefeated home mark since 2002, and a 7-1 mark in 2012. The Packers were one of two teams to finish undefeated at home during the 2014 regular season (Denver).
- ▶ Head Coach **Mike McCarthy** stated consistently upon his arrival in Green Bay that one of the team's goals would be to reclaim the mystique of playing at Lambeau Field. Mission accomplished. The team is 62-22-1 (.735) at home in the regular season since 2006, **No. 2 in the NFL**.
- ▶ Since **Ron Wolf** and **Mike Holmgren** began the revitalization of the franchise in 1992, Green Bay owns the best home record in the NFL. A look at the top regular-season home W-L records since the '92 season:

Team	W-L Record	Pct.
1. Green Bay	149-47-1	.759
2. New England	142-55-0	.721
3. Pittsburgh	141-55-1	.718

HOT AT HOME

Since the start of 2009, the Packers have been one of the best teams in the league at home during the regular season:

Team	W-L Record	Pct.
1. New England	54-7-0	.885
2. Green Bay	48-12-1	.795
3. Baltimore	46-16-0	.742
4. Seattle	45-16-0	.738
5. Pittsburgh	43-18-0	.705

IN THE FREE-AGENCY ERA

Talk of unrestricted free agency in the early '90s led many to forecast tough times for the small-town Green Bay Packers.

- ▶ However, Green Bay has remained among the most successful teams since the advent of free agency in 1993. The Packers have won 10 or more games 15 times since '93 and captured 10 division crowns.
- ▶ A look at the most successful teams in the free-agency era:

Team	W-L Since '93	Pct.	Playoff Berths
1. New England	255-124-0	.673	17
2. Green Bay	240-138-1	.635	17
3. Pittsburgh	236-142-1	.624	15
4. Denver	231-148-0	.609	13
5. Indianapolis	222-157-0	.586	16

IN THE LEAGUE RANKINGS REGULAR SEASON



GREEN BAY (Team)

Category	NFC	NFL
Turnover Margin (-5)12t	23t
Points Scored (22.8)	6	11
Points Allowed (24.1)	13	25
Total Offense (364.9)	6	11
Rushing (98.2)	11	22
Passing (266.7)	4	7
Total Defense (350.8)	7	13
vs. Rush (90.2)	4	7
vs. Pass (260.6)	11	21
Third-Down Offense (49.0%)	2	2
Third-Down Defense (41.6%)	10	22
Red-Zone Offense (54.4%)	10	18
Red-Zone Defense (64.5%)	13	27

HOUSTON (Team)

Category	AFC	NFL
Turnover Margin (-9)13t	29t
Points Scored (17.6)	15	29
Points Allowed (21.5)6t	12t
Total Offense (316.9)	15	29
Rushing (121.0)	3	5
Passing (195.9)	15	31
Total Defense (316.7)	3	5
vs. Rush (107.5)	7	19
vs. Pass (209.2)	3	5
Third-Down Offense (40.4%)	6	14
Third-Down Defense (37.2%)	5	7
Red-Zone Offense (43.3%)	14	30
Red-Zone Defense (51.5%)4t	8t

GREEN BAY (Individual)

Category	NFC	NFL
Passing: A.Rodgers (97.8)	8	12
Rushing: A.Rodgers (285)	23	50
Receptions: Nelson (61)7t	13t
Rec. Yds.: Adams (776)	8	16
Interceptions: Clinton-Dix (3)4t	7t
Sacks: Perry (8.0)4t	10t














HOUSTON (Individual)

Category	AFC	NFL
Passing: Osweiler (72.2)15t	31t
Rushing: Miller (881)	3	5
Receptions: Hopkins (55)	13	27t
Rec. Yds.: Hopkins (610)	18	41
Interceptions: Demps (2)11t	19t
Sacks: Mercilus (4.5)19t	42t



PACKERS VS. TEXANS - WEEK 13

2016 OPPONENTS

		NFL Rank	
	Record	Offense	Defense
 at Jacksonville Jaguars..(2-9)		23 rd	6 th
 at Minnesota Vikings..(6-5)		32 nd	3 rd
 Detroit Lions.....(7-4)		26 th	15 th
 New York Giants.....(8-3)		21 st	16 th
 Dallas Cowboys.....(10-1)		4 th	21 st
 Chicago Bears(2-9)		16 th	11 th
 at Atlanta Falcons(7-4)		3 rd	27 th
 Indianapolis Colts.....(5-6)		15 th	30 th
 at Tennessee Titans....(6-6)		7 th	22 nd
 at Washington Redskins..(6-4-1)		2 nd	25 th
 at Philadelphia Eagles..(5-5)		20 th	8 th
 Houston Texans.....(6-5)		29 th	5 th
 Seattle Seahawks.....(7-3-1)		17 th	7 th

A LOOK AT THE SCHEDULE

The Green Bay Packers' 96th NFL regular-season schedule is headlined by five prime-time games (subject to flexible scheduling).

- ▶ Green Bay's schedule includes five games against 2015 playoff teams. Three of those contests (Minnesota, Houston, Seattle) will be at Lambeau Field, while two (Minnesota, Washington) will come on the road.
- ▶ The Packers kicked off their season on the road for the fourth consecutive year, the longest streak in team history, opening with two road games for the first time since 1924. Green Bay traveled to Jacksonville, playing on the road against an AFC team in Week 1 for the first time since facing the New England Patriots in 1985.
- ▶ Green Bay faced division opponents in Weeks 2-3. They began with a trip to Minnesota to face the Vikings in a prime-time game and returned to Lambeau Field last week for the home opener against the Detroit Lions.
- ▶ For the second time in four years, the Packers had their bye in Week 4.
- ▶ Green Bay returns to action with three consecutive home games against NFC teams over a 12-day span. In Week 5, the Packers played on Sunday night against the New York Giants. It was the Giants' first regular-season game at Lambeau Field since 2010. In Week 6, Green Bay played the Dallas Cowboys for the fourth consecutive season (including playoffs) and for the second straight year at home in the regular season. Green Bay finished the homestand playing the Chicago Bears on a Thursday night for the second consecutive season (11th straight year in primetime).
- ▶ Four of the Packers' next five games will be on the road, including three road games in a row for the first time since 2012.
- ▶ After a trip to play the Atlanta Falcons in Week 8, Green Bay faced the Indianapolis Colts at home for the first time since 2008. The Packers made just their third regular-season visit to Tennessee to play the Titans in Week 10.
- ▶ Green Bay will play two prime-time road games in a row, first traveling to play against the Washington Redskins on a Sunday night in Week 11 and then to Philadelphia to face the Eagles on *Monday Night Football* in Week 12. It marked the 24th consecutive season (1993-2016) that Green Bay has appeared on *MNF*.
- ▶ Green Bay will play its first game at home in almost a month when it faces the Houston Texans in Week 13 for just the second time ever at Lambeau Field.
- ▶ Week 14 brings a familiar matchup as the Packers welcome the Seattle Seahawks to Lambeau Field for the second consecutive year. Including the postseason, Green Bay and Seattle will meet for the fifth time in five years.
- ▶ For the first time since 2006, the Packers will finish the regular season with three straight games against NFC North opponents.
- ▶ In Week 15, Green Bay will travel to Chicago to play the Bears. The Packers have won four consecutive games against the Bears in December, three of which were played in Chicago.
- ▶ Green Bay returns home to play the Vikings in Week 16 on Christmas Eve, playing on a Saturday for the first time since 1997. The Packers last played on Christmas Eve in 2004, a 34-31 victory at Minnesota. Including playoffs, Green Bay has a 8-2-1 mark (.773) against the Vikings at Lambeau Field under McCarthy.
- ▶ The Packers will finish the regular season in Detroit for the first time since 1993. Green Bay has won seven of 10 games at Ford Field under McCarthy. It will be only the third time the Packers have played at the Lions during the regular season in the month of January (1983, 1994).



PACKERS VS. TEXANS - WEEK 13

BREAKING DOWN THE ROSTER

The Packers have a 53-man roster that is composed of 24 offensive players, 26 defensive players and three specialists.

- ▶ Of the 53 players on the roster, 48 began their pro careers with the Packers (90.6 percent) and 36 of them (67.9 percent) were draft picks of the Packers. Dating back to 2009, Green Bay has selected nine players in the first round, seven of which are still on the team.
- ▶ Green Bay has 14 players on the roster that began their careers as undrafted free agents, with 12 of those originally signed by Green Bay.
- ▶ Six 2016 undrafted rookie free agents are currently on the roster (WR Geronimo Allison, S Kentrell Brice, S Marwin Evans, CB Josh Hawkins, RB Don Jackson, FB Joe Kerridge).
- ▶ 39.6 percent of the players (21 of 53) on Green Bay's roster entered the league as a sixth-round or seventh-round pick or as an undrafted player.
- ▶ The Packers have five players on the roster that played in the NFL prior to the 2009 season. Three of those players were draft picks of the Packers (QB Aaron Rodgers, K Mason Crosby and WR Jordy Nelson) and two (Rodgers, Nelson) have made at least one Pro Bowl.
- ▶ Only 19 of the 53 players on the roster (35.8 percent) were selected in the first three rounds of the draft, with 17 being drafted by the Packers.
- ▶ Of the 53 players on the roster, 43 of them (81.1 percent) are 28 years old or younger (as of Dec. 4) and 24 players (45.3 percent) are 24 years old or younger.

GREEN BAY'S ROSTER ...

BY AGE (as of Dec. 4)

20-24	24 players
25-28	19 players
29-32	9 players
33-plus	1 player

BY EXPERIENCE

R-1	14 players
2-3	18 players
4-5	8 players
6-9	10 players
10-plus	3 players

BY DRAFT ROUND

1st	9 players
2nd/3rd	10 players
4th/5th	13 players
6th/7th	7 players
Undrafted	14 players



PACKERS IN WEEKLY 2016 TEAM RANKINGS



After	Week ...	Opp.	NFL Offense			NFL Defense		
			Total	Rush	Pass	Total	Rush	Pass
	1	at Jax	27	16	23	18	1	24
	2	at Min	29	19	31	11	1	19
	3	DET	28	17	29	13	1	28
	4	(bye)	29	16	29	13	1	29
	5	NYG	25	12	27	9	1	24
	6	DAL	26	16	25	10	3	21
	7	CHI	21	19	20	7	1	15
	8	at Atl	20	19	22	7	2	16
	9	IND	16	19	19	7	1	17
	10	at Ten	15	19	14	10	4	16
	11	at Was	13	19	10	18	6	23
	12	at Phi	11	22	7	13	7	21
	13	HOU						
	14	SEA						
	15	at Chi						
	16	MIN						
	17	at Det						
Packers in 2015			23	12	25t	15	21	6
Packers in 2014			6	11	8	15	23	10
Packers in 2013			3	7	6	25	25	24
Packers in 2012			13	20	9	11	17	11
Packers in 2011			3	27	3	32	14	32
Packers in 2010			9	24	5	5	18	5
Packers in 2009			6	14	7	2	1	5
Packers in 2008			8	17	8	20	26	12
Packers in 2007			2	21	2	11	14	12
Packers in 2006			9	23	8	12	13	17
Packers in 2005			18	30	7	7	23	1
Packers in 2004			3	10	3	25	14	25
Packers in 2003			4	3	16	17	10	23
Packers in 2002			12	12	10	12	21	3
Packers in 2001			6	21	3	12	16	15
Packers in 2000			15	23	8	15	8	19
Packers in 1999			9	21	7	19	22	18
Packers in 1998			5	25	3	4	4	10
Packers in 1997			4	12	3	7	20	8
Packers in 1996			5	11	5	1	4	1
Packers in 1995			7	26	3	14	7	21
Packers in 1994			9	19	9	6	3	15
Packers in 1993			19	22	18	2	8	7
Packers in 1992			15	21	9	23	16	23



PACKERS STARTERS – OFFENSE

WR Jordy Nelson, 9th Year, Kansas State, D2a-08

- ▶ Ranks No. 3 in the NFL with nine receiving touchdowns this season.
- ▶ Has 58 career receiving TDs, ranking No. 4 in Packers history. Trails Donald Driver (61) for the third most.
- ▶ For the first time in his career, posted a touchdown reception in each of the first four games of the season, becoming the first Packer to do so since WR Bill Schroeder in 2001.
- ▶ His five touchdown receptions in the first four games this year tied for the fourth most in franchise history.
- ▶ Missed all of the 2015 season due to a knee injury.
- ▶ Finished the 2014 regular season ranked fourth in receiving yards (1,519), seventh in receptions (98) and tied for second in receiving touchdowns (13). Earned first selection to the Pro Bowl.
- ▶ Led the team in 2013 with 85 catches for 1,314 yards and eight TDs. Ranked No. 10 in the NFL that season in receiving yards.
- ▶ With 15 TD catches in 2011, became only the third player in franchise history to catch 15 or more TDs in a season, joining WRs Sterling Sharpe (18 in 1994) and Don Hutson (17 in 1942).

LT David Bakhtiari, 4th Year, Colorado, D4a-13

- ▶ Has started all but two games at LT since the start of the 2013 regular season. Missed the final two games of the 2015 regular season due to injury.
- ▶ Started all 16 games at left tackle in 2013, the only rookie in the NFL to do so in 2013 and the first Packer rookie to do so since the league went to a 16-game schedule in 1978.
- ▶ Became just the fourth Green Bay rookie to start at LT in the season opener since the 1970 AFL-NFL merger and the first since 1985.

LG Lane Taylor, 4th Year, Oklahoma State, FA-13

- ▶ Has played in 41 regular-season games for Green Bay with 13 starts.
- ▶ Made the first starts of his career in 2015, opening at RG at Detroit in Week 13 in place of an injured T.J. Lang and at LG in Week 17 vs. Minnesota with Josh Sitton sliding to LT in place of an injured David Bakhtiari.
- ▶ A four-year letterman at OSU, starting 47 of 50 games played at right guard. Unanimous first-team All-Big 12 selection by the conference's coaches as a senior.

C JC Tretter, 4th Year, Cornell, D4b-13

- ▶ Started the first seven games this season before a knee injury sidelined him for Weeks 9-12. Set career highs with 16 games played and three starts (all at C) during the 2015 regular season. Also started at LT in the NFC Wild Card game at Washington.
- ▶ Has seen game action at C, LG and both T spots during his career.
- ▶ Was on track to be the starting C in 2014, opening at that position for the first three preseason games, but sustained a knee injury vs. Oakland (Aug. 22) that would sideline him for the first half of the season. Returned to play in the final eight games and both postseason contests.
- ▶ Grew from a high school quarterback, running back and slot receiver into an All-American LT in college, starting 20 consecutive games in his final two seasons at Cornell.

RG T.J. Lang, 8th Year, Eastern Michigan, D4-09

- ▶ Has started games at four different positions on the line as a pro (56 at RG, 27 at LG, five at RT, two at LT). Played C in Week 10 in 2013.
- ▶ Has started 87 contests since 2011, most by a Packers' offensive player.
- ▶ Started games at both tackle spots in his first season (2009) and became the first Packers rookie to start consecutive games at left tackle since Chad Clifton in 2000.
- ▶ Began his college career as a defensive lineman, but converted to the offensive line as a sophomore and started 36 straight games (10 at RT, 26 at LT) over his final three years.

RT Bryan Bulaga, 7th Year, Iowa, D1-10

- ▶ Has started 38 of 43 games since the start of the 2014 season.
- ▶ Missed the second part of the 2012 season after suffering a hip injury vs. Arizona on Nov. 4 and missed all of the 2013 season after injuring his knee on Aug. 3.
- ▶ Started 37 games at RT in his first three seasons in the league.
- ▶ Started the final 12 games of 2010 and the entire postseason at right tackle after taking over for veteran Mark Tauscher (shoulder).
- ▶ Named to the *Pro Football Weekly*/PFWA All-Rookie team in 2010.
- ▶ Capped his rookie season by becoming the youngest player at the time, according to STATS LLC, to ever start in the Super Bowl (21 years, 322 days).

TE Jared Cook, 8th Year, South Carolina, FA-16

- ▶ In Week 11, registered 105 yards and a touchdown on five receptions (17.5 avg.). According to the Elias Sports Bureau, Cook became only the second TE (Benjamin Watson) to register a 100-yard receiving game with three different franchises.
- ▶ Signed with the Packers as a free agent in March 2016 after spending three seasons with the St. Louis Rams (2013-15) and four with the Tennessee Titans (2009-12).
- ▶ Has posted at least 35 receptions in each of the last five seasons (2011-15), one of only five active tight ends in the NFL to do so (Antonio Gates, Jimmy Graham, Rob Gronkowski, Greg Olsen).
- ▶ Holds the single-game franchise record for the most receiving yards by a tight end for both the Titans (169 vs. Jacksonville, Dec. 24, 2011) and the Rams (141 vs. Arizona, Sept. 8, 2013).

WR Randall Cobb, 6th Year, Kentucky, D2-11

- ▶ Ranks No. 3 on the team with 54 receptions this season.
- ▶ Posted the 12th 100-yard receiving game of his career in Week 4 (108 on nine receptions) and tied his single-game high for receptions (11 for 95 yards and a TD) in Week 7.
- ▶ Led the team in receptions (79), was No. 2 in receiving yards (829) and was No. 3 in touchdown receptions (six) in 2015.
- ▶ Set a new single-season career high with five 100-yard receiving games during the 2014 season (three-2012). Earned first trip to the Pro Bowl.
- ▶ His career-best 91 receptions in 2014 were the seventh most in team history.
- ▶ Finished the regular season tied for fourth in the NFL with 12 touchdown receptions in 2014.
- ▶ Before suffering a knee injury in Week 6 in 2013, led the team in receptions with 29 and was No. 2 in receiving yards with 378.
- ▶ Set a franchise single-season record with a league-high 2,342 combined net yards in 2012, topping the previous team mark of 2,250 yards by RB Ahman Green in 2003.

QB Aaron Rodgers, 12th Year, California, D1-05

- ▶ In 130 regular-season starts (85-45 record), has posted 47 games with 300-plus passing yards, 76 without an interception and 72 with a 100-plus passer rating (min. 15 attempts).
- ▶ Earned his fifth selection to the Pro Bowl in 2015, passing Bart Starr (1960-62, 1966) for the second-most selections by a Green Bay quarterback behind Brett Favre's nine (1992-93, 1995-97, 2001-03, 2007).
- ▶ His career passer rating of 103.5 ranks No. 1 in NFL history.
- ▶ Finished the 2014 regular season ranked No. 2 in the NFL in passer rating (112.2), touchdown percentage (7.3), No. 1 in interception percentage (1.0) and No. 3 in touchdown passes (38).
- ▶ Recorded a passer rating of at least 120.0 in seven regular-season games in 2014, setting a single-season career high and tying for the third most in a single season in the NFL, dating back to 1960.
- ▶ Posted 21,332 passing yards from 2008-12, which ranks No. 1 in league history for the most passing yards by a QB in his first five seasons as a starter (previous record was Peyton Manning, 20,618, 1998-2002).
- ▶ In 2011, set an NFL record with a 122.5 passer rating and set franchise marks for TD passes (45), passing yards (4,643), completion percentage (68.3), yards per attempt (9.25) and 300-yard games (eight) on his way to earning NFL Most Valuable Player honors from *The Associated Press*.

RB James Starks, 7th Year, Buffalo, D6-10

- ▶ Has started 12 of 70 career games played during the regular season.
- ▶ Set career highs in starts (four), rushing yards (601), receptions (43), receiving yards (392), receiving TDs (three) and yards from scrimmage (993) last season.
- ▶ In 2015, he put together two of the finest rushing games of his career. In Week 2, he carried the ball 20 times for 95 yards (4.8 avg.), and in Week 6, he racked up 112 yards on just 10 carries (11.2 avg.), becoming the first Packers player to rush for 100-plus yards on 10 or fewer carries since RB Brandon Jackson at Washington on Oct. 10, 2010 (115 yards on 10 carries). He also registered a 65-yard touchdown against San Diego, the longest by a Green Bay player since RB DeShawn Wynn's 73-yard touchdown vs. Detroit on Dec. 28, 2008.
- ▶ Led the NFL with 315 rushing yards during the 2010 playoffs.

FB Aaron Ripkowski, 2nd Year, Oklahoma, D6a-15

- ▶ Scored his first career rushing touchdown in Week 12.
- ▶ Set career highs with 34 yards on six carries (5.7 avg.) in Week 8.
- ▶ Played in 15 games as a rookie, seeing action primarily on special teams.
- ▶ Tied for No. 4 on the team with nine special teams tackles last season.



PACKERS STARTERS – DEFENSE

DE Kenny Clark, Rookie, UCLA, D1-16

- ▶ Ranks No. 3 on the Packers' defensive line in tackles (25).
- ▶ Became the youngest player to appear in a season opener for the Packers since Arnie Herber (20 years old) in 1930.
- ▶ Earned third-team All-America honors from *The Associated Press* and first-team All-Pacific-12 recognition from the coaches and media as a junior in 2015.
- ▶ Was a team co-captain in '15 and recorded career highs in tackles (75), tackles for a loss (11) and sacks (six). Also ranked third on the team with five pass breakups.

NT Letroy Guion, 9th Year, Florida State, FA-14

- ▶ Has started 30 of the 39 regular-season games he has played in since the start of the 2014 season.
- ▶ Signed with Green Bay during the 2014 offseason after spending his first six NFL seasons with the Minnesota Vikings.
- ▶ Started all 28 games he appeared in for Minnesota in 2012-13, recording 72 tackles (32 solo) and three sacks over that span.
- ▶ Was the only Viking to block a field goal in both 2011 and 2012.

DT Mike Daniels, 5th Year, Iowa, D4a-12

- ▶ Ranks third on the team with 19.0 sacks since the start of the 2013 regular season (LB Julius Peppers-23.0 / LB Clay Matthews-29.0).
- ▶ Leads the Packers' defensive line in tackles (31).
- ▶ Led the defensive line in both tackles and sacks each of that last two seasons.
- ▶ Returned a fumble 43 yards for a TD vs. Detroit in Week 14 of 2012, the longest fumble return for a TD by a rookie in franchise history.
- ▶ Starred as an interior pass rusher at Iowa, posting a team-high 24.5 tackles for a loss and 13 sacks from 2010-11.

LOLB Nick Perry, 5th Year, Southern California, D1-12

- ▶ Leads the team with a career-high eight sacks this season.
- ▶ Registered multiple sacks in each of his first five seasons in the NFL and has posted a two-sack game in each of the last four seasons (2013-16).
- ▶ Has totaled six sacks in five playoff games, including 3.5 in the 2015 postseason which tied Clay Matthews (2010) for the franchise record in a single postseason.
- ▶ His six postseason sacks rank No. 3 in franchise history behind Matthews (10) and Reggie White (eight) and are the most in team history (since 1982) by a player in his first five games with Green Bay.

ILB Jake Ryan, 2nd Year, Michigan, D4-15

- ▶ Leads the team with 61 tackles on the season.
- ▶ Started the final five games of the regular season and both playoff contests in 2015.
- ▶ Recorded a team-best nine tackles (eight solo) and one fumble recovery in Week 13 last season at Detroit in his first pro start.
- ▶ Served as a team captain for his final two seasons at Michigan and was a three-time winner (2012-14) of the Roger Zatkoff Award, given to the Wolverines top linebacker. He was the only player to win the award (est. 1991) three times.
- ▶ Joined LB John Anderson (first round, 26th overall) as the only Michigan linebackers ever drafted by Green Bay.
- ▶ Started 41 of 46 games played in college, appearing at inside linebacker as a senior after spending his first three seasons at outside linebacker and defensive end.

ILB Blake Martinez, Rookie, Stanford, D4a-16

- ▶ Ranks No. 3 on the team with 58 tackles this season.
- ▶ Became the first rookie to start on defense for Green Bay in Week 1 since Nick Perry in 2012.
- ▶ Finished collegiate career with 257 tackles (137 solo), 13.5 tackles for a loss, 6.5 sacks, five interceptions and five forced fumbles in 51 games played.
- ▶ Started all 27 games played in his final two seasons, leading the team in tackles as a junior (102) and senior (141).
- ▶ Led the Pacific-12 and ranked No. 7 nationally with 141 tackles (75 solo) as a senior, averaging a conference-best 10.1 tackles per game.

ROLB Clay Matthews, 8th Year, Southern California, D1b-09

- ▶ For the first time in his career, recorded at least one sack in each of the first three regular-season games he played in.
- ▶ Selected to his sixth Pro Bowl and first as an inside linebacker in 2015 after recording 6.5 sacks (second on the team), 15 QB hits (No. 1 on the team), and a career-high 85 tackles (No. 2 on the team).
- ▶ With 70.5 career sacks, passed Reggie White (68.5) for the second most sacks in Packers history (Kabeer Gbaja-Biamila, 74.5).
- ▶ With a team-high 11.0 sacks in 2014, is tied for the most 10-plus sack seasons in franchise history (four).
- ▶ Is the only player in franchise history to score a defensive TD (interception or fumble return) in each of his first three seasons in the NFL (2009-11).

LCB Damarious Randall, 2nd Year, Arizona State, D1-15

- ▶ Played in 15 games with nine starts (six at LCB, two at RCB, one in the slot) in 2015 and tied for the team lead and No. 2 among NFL rookies with three interceptions, including one he returned for a TD. Finished with a team-best 16 passes defended.
- ▶ Named the NFL's Defensive Rookie of the Month for November 2015, joining CB Casey Hayward (October 2012) as the only Green Bay defensive backs to win the award.
- ▶ Earned first-team All-Pacific-12 honors at safety as a senior in 2014 after he led the Sun Devils in tackles (106) and passes defended (12) and tied for the team lead with three interceptions.

RCB Quinten Rollins, 2nd Year, Miami (Ohio), D2-15

- ▶ Has started six of the eight games (three at LCB, three as the third CB) he has appeared in this season. Missed Weeks 6-8 with a groin injury.
- ▶ Played in 14 games with four starts (two at LCB, two at RCB) in 2015.
- ▶ Tied for No. 3 on the team and No. 4 among NFL rookies with two interceptions last season.
- ▶ Returned his first career interception 45 yards for a touchdown, becoming the first Packers rookie to record a pick-six since S Marques Anderson in 2002 (vs. Detroit, Nov. 10).
- ▶ Played one season of college football and was named Mid-American Conference Defensive Player of the Year and first-team All-MAC.

SS Morgan Burnett, 7th Year, Georgia Tech, D3-10

- ▶ Tied for No. 1 among NFL safeties with a career-best three sacks this season.
- ▶ Missed five games due to injury in 2015, but finished No. 4 on the team with 54 solo tackles.
- ▶ Totaled a team-high 125 tackles in 2014, the second most of his career (137 in 2012). Ranked No. 2 on the team with 106 tackles (77 solo) in 2013, despite missing the first three games due to injury. Recovered three fumbles, including one for a TD, and added nine passes defended.
- ▶ Participated in all 1,088 plays for Green Bay's defense in 2012, one of only four non-OL in the NFL to appear in 100 percent of his team's snaps.
- ▶ Started the first four games of the 2010 season at SS before sustaining a season-ending knee injury vs. Detroit in Week 4.

FS Ha Ha Clinton-Dix, 3rd Year, Alabama, D1-14

- ▶ According to STATS, he and Eagles S Rodney McLeod are the only safeties with one or more forced fumbles and three interceptions this season.
- ▶ Posted a career high in Week 9 with two INTs and became the first Green Bay safety to register two INTs in a game since Morgan Burnett did so vs. Minnesota on Dec. 2, 2012. He joined CB Al Harris (vs. New Orleans, Oct. 9, 2005) as the only players to post two INTs in a first quarter for the Packers since 1993.
- ▶ Led the team in tackles in 2015 with 117 (97 solo) and was tied for fourth on the team in interceptions (two).
- ▶ According to STATS, his three sacks during the 2015 regular season tied for the fifth most in a single regular season by a Packers safety (since 1982) and the most since Mark Roman recorded 3.5 in 2004.
- ▶ Started every game in 2015 after starting 10 of 16 games as a rookie when he finished second on the team in tackles (95).
- ▶ Was a consensus All-America selection in 2013 as a junior, earning first-team recognition from *The Associated Press*, the Football Writers Association of America and *Sporting News*.



2016 REGULAR-SEASON STATISTICS

	Packers	Opponents
TOTAL FIRST DOWNS	248	215
Rushing	60	51
Passing	159	146
Penalty	29	18
3rd Down: Made/Att.	74/151	57/137
3rd Down Pct.	49.0	41.6
4th Down: Made/Att.	6/13	8/12
4th Down Pct.	46.2	66.7
POSSESSION AVG.	31:33	28:27
TOTAL NET YARDS	4014	3859
Avg. Per Game	364.9	350.8
Total Plays	729	654
Avg. Per Play	5.5	5.9
NET YARDS RUSHING	1080	992
Avg. Per Game	98.2	90.2
Total Rushes	249	263
NET YARDS PASSING	2934	2867
Avg. Per Game	266.7	260.6
Sacked/Yards Lost	24/157	28/203
Gross Yards	3091	3070
Att./Completions	456/291	363/236
Completion Pct.	63.8	65.0
HAD INTERCEPTED	8	8
PUNTS/AVERAGE	32/44.9	39/43.8
Net Punting Avg.	40.6	40.0
PENALTIES/YARDS	70/587	80/749
FUMBLES/BALL LOST	19/8	8/3
TOUCHDOWNS	31	33
Rushing	4	9
Passing	27	22
Returns	0	2

SCORE BY PERIODS

	Q1	Q2	Q3	Q4	OT	PTS
PACKERS	65	97	28	84	0	274
OPPONENTS	76	88	55	70	0	289

SCORING

	TD	-Ru	-Pa	-Rt	K-PAT	FG	S	PTS
Mason Crosby	0	0	0	0	26/28	20/23	0	86
Jordy Nelson	9	0	9	0	0	0	0	54
Davante Adams	8	0	8	0	0	0	0	48
Aaron Rodgers	3	3	0	0	0	0	0	20
Randall Cobb	3	0	3	0	0	0	0	18
James Starks	2	0	2	0	0	0	0	12
Geronimo Allison	1	0	1	0	0	0	0	6
Jared Cook	1	0	1	0	0	0	0	6
Trevor Davis	1	0	1	0	0	0	0	6
Jeff Janis	1	0	1	0	0	0	0	6
Aaron Ripkowski	1	1	0	0	0	0	0	6
Richard Rodgers	1	0	1	0	0	0	0	6
PACKERS	31	4	27	0	26/28	20/23	0	274
OPPONENTS	33	9	22	2	28/29	21/22	0	289

2-Pt Conversions: A.Rodgers, Packers 1-3, Opponents 0-4

SACKS: Nick Perry 8, Julius Peppers 5.5, Clay Matthews 4, Morgan Burnett 3, Mike Daniels 3, Kyle Fackrell 2, Micah Hyde 1, Team 1, Clinton-Dix 0.5, PACKERS 28, OPPONENTS 24

RUSHING

	No	Yds	Avg	Long	TD
Eddie Lacy	71	360	5.1	31	0
Aaron Rodgers	46	285	6.2	23	3
Ty Montgomery	29	147	5.1	30	0
James Starks	57	141	2.5	11	0
Aaron Ripkowski	19	73	3.8	13	1
Randall Cobb	10	33	3.3	14	0
Don Jackson	10	32	3.2	7	0
Knile Davis	5	5	1.0	4	0
Christine Michael	1	4	4.0	4	0
Brett Hundley	1	0	0.0	0	0
PACKERS	249	1080	4.3	31	4
OPPONENTS	263	992	3.8	75t	9

PASSING

	Att	Cmp	Yds	Cmp%	Yds/Att	TD	TD%	Int	Int%	Long	Sack/Lost	Rating
Aaron Rodgers	449	289	3074	64.4	6.85	27	6.0	7	1.6	58	24/157	97.8
Brett Hundley	7	2	17	28.6	2.43	0	0.0	1	14.3	9	0/0	0.0
PACKERS	456	291	3091	63.8	6.78	27	5.9	8	1.8	58	24/157	95.9
OPPONENTS	363	236	3070	65.0	8.46	22	6.1	8	2.2	73t	28/203	102.5

RECEIVING

	No	Yds	Avg	Long	TD
Jordy Nelson	61	754	12.4	58	9
Davante Adams	58	776	13.4	50	8
Randall Cobb	54	558	10.3	47	3
Ty Montgomery	30	252	8.4	18	0
Richard Rodgers	23	203	8.8	22	1
James Starks	19	134	7.1	31t	2
Jared Cook	13	165	12.7	47	1
Jeff Janis	10	85	8.5	25	1
Aaron Ripkowski	6	27	4.5	9	0
Justin Perillo	4	35	8.8	13	0
Eddie Lacy	4	28	7.0	17	0
Geronimo Allison	3	38	12.7	17	1
Trevor Davis	3	24	8.0	9t	1
Knile Davis	2	4	2.0	10	0
Jared Abbrederis	1	8	8.0	8	0
PACKERS	291	3091	10.6	58	27
OPPONENTS	236	3070	13.0	73t	22

INTERCEPTIONS

	No	Yds	Avg	Long	TD
Ha Ha Clinton-Dix	3	32	10.7	20	0
Damarious Randall	1	44	44.0	44	0
Joe Thomas	1	9	9.0	9	0
Blake Martinez	1	4	4.0	4	0
Morgan Burnett	1	0	0.0	0	0
Nick Perry	1	0	0.0	0	0
PACKERS	8	89	11.1	44	0
OPPONENTS	8	85	10.6	33	0

PUNTING

	No	Yds	Avg	Net	TB	In 20	LG	Blk
Jacob Schum	32	1438	44.9	40.6	2	8	65	0
PACKERS	32	1438	44.9	40.6	2	8	65	0
OPPONENTS	39	1710	43.8	40.0	1	17	67	0

PUNT RETURNS

	Ret	FC	Yds	Avg	Long	TD
Trevor Davis	9	11	115	12.8	55	0
Randall Cobb	2	1	10	5.0	10	0
Micah Hyde	1	5	2	2.0	2	0
Damarious Randall	1	0	2	2.0	2	0
PACKERS	13	17	129	9.9	55	0
OPPONENTS	11	9	98	8.9	18	0

KICKOFF RETURNS

	No	Yds	Avg	Long	TD
Ty Montgomery	10	213	21.3	40	0
Jeff Janis	4	70	17.5	28	0
Trevor Davis	3	64	21.3	26	0
Knile Davis	1	18	18.0	18	0
Richard Rodgers	1	0	0.0	0	0
PACKERS	19	365	19.2	40	0
OPPONENTS	24	689	28.7	99t	1

FIELD GOALS

	1-19	20-29	30-39	40-49	50+
Mason Crosby	0/0	6/6	10/12	4/5	0/0
PACKERS	0/0	6/6	10/12	4/5	0/0
OPPONENTS	0/0	4/4	6/6	7/8	4/4

Crosby: (25G, 20G) () (36G, 46G) (44G, 33G, 25G) (37G, 43G, 34G) (32G, 40G, 31B) (29G) (34G, 48N, 27G) (29G, 38G) (36G, 36N) (33G, 32G)
Opponents: (26G, 39G, 50G) (46G) (42G, 43N, 50G) (47G, 41G, 30G) (44G, 22G, 32G) (39G) (36G, 40G) (28G) (51G, 23G) (37G) (48G, 50G)



2016 REGULAR-SEASON DEFENSIVE STATISTICS

Official totals – based on coaches' film review, through Week 12 (press-box totals for Eagles game)

Player	Total			Sacks/	Int/	Fum	For	Pass
	Tackles	Solo	Asst	Yards	Yards	Rec	Fum	Def
Jake Ryan	61	45	16	0.0/0.0	0/0	0	0	3
Morgan Burnett	60	50	10	3.0/26.0	1/0	0	0	8
Blake Martinez	58	43	15	0.0/0.0	1/4	0	0	5
Ha Ha Clinton-Dix	57	50	7	0.5/3.0	3/32	0	1	4
Nick Perry	52	35	17	8.0/51.5	1/0	0	0	4
LaDarius Gunter	46	39	7	0.0/0.0	0/0	0	1	9
Micah Hyde	43	34	9	1.0/6.0	0/0	0	0	2
Joe Thomas	40	30	10	0.0/0.0	1/9	1	0	4
Mike Daniels	31	19	12	3.0/32.0	0/0	0	0	1
Letroy Guion	28	13	15	0.0/0.0	0/0	0	0	1
Kenny Clark	25	9	16	0.0/0.0	0/0	1	0	1
Damarious Randall	21	19	2	0.0/0.0	1/44	0	0	4
Clay Matthews	20	17	3	4.0/30.0	0/0	0	0	0
Quinten Rollins	18	13	5	0.0/0.0	0/0	0	0	5
Julius Peppers	15	12	3	5.5/29.5	0/0	0	1	3
Datone Jones	15	11	4	0.0/0.0	0/0	0	0	2
Demetri Goodson	14	11	3	0.0/0.0	0/0	0	0	2
Kyler Fackrell	9	9	0	2.0/15.0	0/0	0	1	1
Jayrone Elliott	8	6	2	0.0/0.0	0/0	0	0	0
Kentrell Brice	7	7	0	0.0/0.0	0/0	0	0	1
Mike Pennel	6	1	5	0.0/0.0	0/0	0	0	1
Sam Shields	5	4	1	0.0/0.0	0/0	0	0	0
Dean Lowry	5	3	2	0.0/0.0	0/0	0	0	0
Christian Ringo	4	1	3	0.0/0.0	0/0	0	0	0
Carl Bradford	1	0	1	0.0/0.0	0/0	0	0	0
Josh Hawkins	0	0	0	0.0/0.0	0/0	0	0	1
TEAM	0	0	0	1.0/10.0	0/0	0	0	0
Totals	649	481	168	28.0/203.0	8/89	2	4	62

SPECIAL TEAMS

Player	TT	FR	FF
Jayrone Elliott	8	0	0
Kyler Fackrell	7	0	0
Kentrell Brice	5	0	0
Marwin Evans	5	0	0
Blake Martinez	4	0	0
Chris Banjo	2	0	0
Ha Ha Clinton-Dix	2	0	0
Jeff Janis	2	0	0
Micah Hyde	2	0	0
Damarious Randall	2	0	0
Joe Thomas	2	0	0
Morgan Burnett	1	0	0
Josh Hawkins	1	0	0
Joe Kerridge	1	0	0
Aaron Ripkowski	1	0	0
Ty Montgomery	1	0	0
Jake Ryan	1	0	0
Totals	47	0	0

MISCELLANEOUS

Player	Tackles
Davante Adams	2
Bryan Bulaga	2
Richard Rodgers	2
JC Tretter	2
Randall Cobb	1
Jared Cook	1
Kyle Murphy	1
Justin Perillo	1
Jason Spriggs	1
Lane Taylor	1
Totals	14

Player	FF
Randall Cobb	1
Totals	1

Player	FR
Randall Cobb	1
Jared Cook	1
Brett Hundley	1
Aaron Rodgers	1
James Starks	1
Jason Spriggs	1
JC Tretter	1
Totals	7



THE DOPE SHEET

OFFICIAL PROGRAM AND PUBLICATION, ACFE-PACKERS FOOTBALL TEAM



No	ALPHABETICAL ROSTER	Pos	Ht	Wt	Birthdate	NFL Exp	College	High School	Hometown
17	Adams, Davante	WR	6-1	215	12/24/92	3	Fresno State		Palo Alto, Calif.
81	Allison, Geronimo	WR	6-3	202	1/18/94	R	Illinois		Riverview, Fla.
69	Bakhtiari, David	T	6-4	310	9/30/91	4	Colorado		San Mateo, Calif.
67	Barclay, Don	T/G	6-4	305	4/18/89	5	West Virginia		Harmony, Pa.
54	Bradford, Carl	LB	6-1	248	8/15/92	2	Arizona State		Norco, Calif.
29	Brice, Kentrell	S	5-11	200	8/11/94	R	Louisiana Tech		Ruston, La.
75	Bulaga, Bryan	T	6-5	314	3/21/89	7	Iowa		Woodstock, Ill.
42	Burnett, Morgan	S	6-1	209	1/13/89	7	Georgia Tech		College Park, Ga.
97	Clark, Kenny	DT	6-3	314	10/4/95	R	UCLA		Rialto, Calif.
21	Clinton-Dix, Ha Ha	S	6-1	208	12/21/92	3	Alabama		Orlando, Fla.
18	Cobb, Randall	WR	5-10	192	8/22/90	6	Kentucky		Alcoa, Tenn.
89	Cook, Jared	TE	6-5	254	4/7/87	8	South Carolina		Birmingham, Ala.
2	Crosby, Mason	K	6-1	207	9/3/84	10	Colorado		Georgetown, Texas
76	Daniels, Mike	DT	6-0	310	5/5/89	5	Iowa		Blackwood, N.J.
11	Davis, Trevor	WR	6-1	188	7/4/93	R	California		Martinez, Calif.
91	Elliott, Jayrone	LB	6-3	255	11/11/91	3	Toledo		Cleveland, Ohio
25	Evans, Marwin	S	5-11	211	4/10/93	R	Utah State		Oak Creek, Wis.
51	Fackrell, Kyler	LB	6-5	245	11/25/91	R	Utah State		Mesa, Ariz.
61	Goode, Brett	LS	6-1	255	11/2/84	9	Arkansas		Fort Smith, Ark.
39	Goodson, Demetri	CB	5-11	197	6/11/89	3	Baylor		Spring, Texas
98	Guion, Letroy	DT	6-4	322	6/21/87	9	Florida State		Starke, Fla.
36	Gunter, LaDarius	CB	6-2	201	5/13/92	2	Miami		Montgomery, Ala.
28	Hawkins, Josh	CB	5-10	189	1/23/93	R	East Carolina		Kernersville, N.C.
7	Hundley, Brett	QB	6-3	226	6/15/93	2	UCLA		Chandler, Ariz.
33	Hyde, Micah	DB	6-0	197	12/31/90	4	Iowa		Fostoria, Ohio
83	Janis, Jeff	WR	6-3	219	6/24/91	3	Saginaw Valley State		Tawas City, Mich.
95	Jones, Datone	DE/LB	6-4	285	7/24/90	4	UCLA		Compton, Calif.
40	Kerridge, Joe	FB	6-0	245	9/17/92	R	Michigan		Traverse City, Mich.
70	Lang, T.J.	G	6-4	318	9/20/87	8	Eastern Michigan		Birmingham, Mich.
63	Linsley, Corey	C	6-3	301	7/27/91	3	Ohio State		Boardman, Ohio
94	Lowry, Dean	DE	6-6	296	6/9/94	R	Northwestern		Rockford, Ill.
50	Martinez, Blake	LB	6-2	237	1/9/94	R	Stanford		Oro Valley, Ariz.
52	Matthews, Clay	LB	6-3	255	5/14/86	8	Southern California		Agoura Hills, Calif.
32	Michael, Christine	RB	5-10	220	11/9/90	4	Texas A&M		Beaumont, Texas
88	Montgomery, Ty	WR	6-0	216	1/22/93	2	Stanford		Dallas, Texas
68	Murphy, Kyle	T	6-6	305	12/11/93	R	Stanford		San Clemente, Calif.
87	Nelson, Jordy	WR	6-3	217	5/31/85	9	Kansas State		Manhattan, Kan.
64	Pennel, Mike	DT	6-4	332	5/9/91	3	Colorado State-Pueblo		Aurora, Colo.
56	Peppers, Julius	LB	6-7	287	1/18/80	15	North Carolina		Bailey, N.C.
53	Perry, Nick	LB	6-3	265	4/12/90	5	Southern California		Detroit, Mich.
23	Randall, Damarious	CB	5-11	196	8/29/92	2	Arizona State		Pensacola, Fla.
99	Ringo, Christian	DT	6-1	298	3/10/92	1	Louisiana-Lafayette		Jackson, Miss.
22	Ripkowski, Aaron	FB	6-1	246	12/20/92	2	Oklahoma		Dayton, Texas
12	Rodgers, Aaron	QB	6-2	225	12/2/83	12	California		Chico, Calif.
82	Rodgers, Richard	TE	6-4	257	1/22/92	3	California		Shrewsbury, Mass.
24	Rollins, Quinten	CB	5-11	195	7/15/92	2	Miami (Ohio)		Wilmington, Ohio
47	Ryan, Jake	LB	6-2	240	2/27/92	2	Michigan		Cleveland, Ohio
10	Schum, Jacob	P	5-10	211	1/21/89	2	Buffalo		Hamburg, N.Y.
78	Spriggs, Jason	T	6-6	301	5/17/94	R	Indiana		Elkhart, Ind.
44	Starks, James	RB	6-2	218	2/25/86	7	Buffalo		Niagara Falls, N.Y.
65	Taylor, Lane	G	6-3	324	11/22/89	4	Oklahoma State		Arlington, Texas
48	Thomas, Joe	LB	6-1	227	5/6/91	2	South Carolina State		Blackville, S.C.
73	Tretter, JC	C/G	6-4	307	2/12/91	4	Cornell		Akron, N.Y.

INJURED RESERVE

38	Crockett, John	RB	6-0	217	2/16/92	1	North Dakota State		Minneapolis, Minn.
20	Dorleant, Makinton	CB	5-11	182	10/6/92	R	Northern Iowa		Naples, Fla.
34	Jackson, Don	RB	5-10	208	9/7/93	R	Nevada		Elk Grove, Calif.
27	Lacy, Eddie	RB	5-11	234	6/2/90	4	Alabama		Geismar, La.
37	Shields, Sam	CB	5-11	184	12/8/87	7	Miami		Sarasota, Fla.

PRACTICE SQUAD

86	Cajuste, Devon	TE	6-4	235	1/31/93	R	Stanford		Flushing, N.Y.
57	Flores, Jacob	C	6-3	300	11/25/93	R	Dartmouth		Arlington, Texas
93	Gilbert, Reggie	LB	6-3	261	4/1/93	R	Arizona		Laveen, Ariz.
49	Mathews, Derrick	LB	6-0	232	9/25/92	1	Houston		Houston, Texas
62	Patrick, Lucas	G	6-3	313	7/30/93	R	Duke		Brentwood, Tenn.
96	Price, Brian	DT	6-3	318	6/24/94	R	Texas San Antonio		Lafayette, Ind.
85	Sandland, Beau	TE	6-5	252	2/23/93	R	Montana State		Simi Valley, Calif.
13	Stewart, Dez	WR	6-0	200	4/18/93	R	Ohio Dominican		Cincinnati, Ohio
26	Waters, Herb	CB	6-0	188	11/10/92	R	Miami		Homestead, Fla.
35	Whitehead, Jermaine	S	5-11	195	3/12/93	1	Auburn		Greenwood, Miss.

No	NUMERICAL ROSTER	Pos	Ht	Wt	Age	NFL Exp	College	How Acquired	Reg. season GP/GS/DNP/IA
2	Mason Crosby	K	6-1	207	32	10	Colorado	D6c-07	11/0/0/0
7	Brett Hundley	QB	6-3	226	23	2	UCLA	D5-15	2/0/9/0
10	Jacob Schum	P	5-10	211	27	2	Buffalo	W-16 (T.B.)	11/0/0/0
11	Trevor Davis	WR	6-1	188	23	R	California	D5-16	10/0/0/1
12	Aaron Rodgers	QB	6-2	225	32	12	California	D1-05	11/11/0/0
17	Davante Adams	WR	6-1	215	23	3	Fresno State	D2-14	11/10/0/0
18	Randall Cobb	WR	5-10	192	26	6	Kentucky	D2-11	10/9/0/1
21	Ha Ha Clinton-Dix	S	6-1	208	23	3	Alabama	D1-14	11/11/0/0
22	Aaron Ripkowski	FB	6-1	246	23	2	Oklahoma	D6a-15	11/4/0/0
23	Damarious Randall	CB	5-11	196	24	2	Arizona State	D1-15	5/5/0/6
24	Quinten Rollins	CB	5-11	195	24	2	Miami (Ohio)	D2-15	8/6/0/3
25	Marwin Evans	S	5-11	211	23	R	Utah State	FA-16	11/0/0/0
28	Josh Hawkins	CB	5-10	189	23	R	East Carolina	FA-16	9/0/0/2
29	Kentrell Brice	S	5-11	200	22	R	Louisiana Tech	FA-16	11/0/0/0
32	Christine Michael	RB	5-10	220	26	4	Texas A&M	W-16 (Sea.)	10/7/0/1
33	Micah Hyde	DB	6-0	197	25	4	Iowa	D5a-13	11/8/0/0
36	LaDarius Gunter	CB	6-2	201	24	2	Miami	FA-15	11/10/0/0
39	Demetri Goodson	CB	5-11	197	27	3	Baylor	D6-14	6/3/0/1
40	Joe Kerridge	FB	6-0	245	24	R	Michigan	FA-16	3/0/0/0
42	Morgan Burnett	S	6-1	209	27	7	Georgia Tech	D3-10	10/10/0/1
44	James Starks	RB	6-2	218	30	7	Buffalo	D6-10	7/3/0/4
47	Jake Ryan	LB	6-2	240	24	2	Michigan	D4-15	9/7/0/2
48	Joe Thomas	LB	6-1	227	25	2	South Carolina State	FA-15 (PS-Dal.)	11/3/0/0
50	Blake Martinez	LB	6-2	237	22	R	Stanford	D4a-16	10/9/0/1
51	Kyler Fackrell	LB	6-5	245	25	R	Utah State	D3-16	10/0/0/1
52	Clay Matthews	LB	6-3	255	30	8	Southern California	D1b-09	7/7/0/4
53	Nick Perry	LB	6-3	265	26	5	Southern California	D1-12	11/11/0/0
54	Carl Bradford	LB	6-1	248	24	2	Arizona State	D4-14	2/0/0/0
56	Julius Peppers	LB	6-7	287	36	15	North Carolina	FA-14	11/6/0/0
61	Brett Goode	LS	6-1	255	32	9	Arkansas	FA-08	11/0/0/0
63	Corey Linsley	C	6-3	301	25	3	Ohio State	D5a-14	4/4/0/0
64	Mike Pannel	DT	6-4	332	25	3	Colorado State-Pueblo	FA-14	7/0/0/0
65	Lane Taylor	G	6-3	324	27	4	Oklahoma State	FA-13	11/11/0/0
67	Don Barclay	T/G	6-4	305	27	5	West Virginia	FA-12	11/1/0/0
68	Kyle Murphy	T	6-6	305	22	R	Stanford	D6-16	2/0/1/8
69	David Bakhtiari	T	6-4	310	25	4	Colorado	D4a-13	11/11/0/0
70	T.J. Lang	G	6-4	318	29	8	Eastern Michigan	D4-09	9/9/0/2
73	JC Tretter	C/G	6-4	307	25	4	Cornell	D4b-13	7/7/0/4
75	Bryan Bulaga	T	6-5	314	27	7	Iowa	D1-10	11/11/0/0
76	Mike Daniels	DT	6-0	310	27	5	Iowa	D4a-12	11/11/0/0
78	Jason Spriggs	T	6-6	301	22	R	Indiana	D2-16	11/1/0/0
81	Geronimo Allison	WR	6-3	202	22	R	Illinois	FA-16	5/0/0/0
82	Richard Rodgers	TE	6-4	257	24	3	California	D3b-14	11/5/0/0
83	Jeff Janis	WR	6-3	219	25	3	Saginaw Valley State	D7-14	11/1/0/0
87	Jordy Nelson	WR	6-3	217	31	9	Kansas State	D2a-08	11/11/0/0
88	Ty Montgomery	WR	6-0	216	22	2	Stanford	D3-15	10/2/0/1
89	Jared Cook	TE	6-5	254	29	8	South Carolina	FA-16	5/3/0/6
91	Jayrone Elliott	LB	6-3	255	25	3	Toledo	FA-14	8/0/0/3
94	Dean Lowry	DE	6-6	296	22	R	Northwestern	D4b-16	10/0/1/0
95	Datone Jones	DE/LB	6-4	285	26	4	UCLA	D1-13	10/1/0/1
97	Kenny Clark	DT	6-3	314	21	R	UCLA	D1-16	11/2/0/0
98	Letroy Guion	DT	6-4	322	29	9	Florida State	FA-14	10/10/0/1
99	Christian Ringo	DT	6-1	298	24	1	Louisiana-Lafayette	D6b-15	5/0/0/6

INJURED RESERVE

20	Makinton Dorleant	CB	5-11	182	24	R	Northern Iowa	FA-16	0/0/0/0
27	Eddie Lacy	RB	5-11	234	26	4	Alabama	D2-13	5/5/0/0
34	Don Jackson	RB	5-10	208	23	R	Nevada	FA-16	3/1/0/1
37	Sam Shields	CB	5-11	184	28	7	Miami	FA-10	1/1/0/4
38	John Crockett	RB	6-0	217	24	1	North Dakota State	FA-15	0/0/0/0

PRACTICE SQUAD

13	Dez Stewart	WR	6-0	200	23	R	Ohio Dominican	FA-16	0/0/0/0
26	Herb Waters	CB	6-0	188	24	R	Miami	FA-16	0/0/0/0
35	Jermaine Whitehead	S	5-11	195	23	1	Auburn	FA-16	2/0/0/0
49	Derrick Mathews	LB	6-0	232	24	1	Houston	FA-16	0/0/0/0
57	Jacob Flores	C	6-3	300	23	R	Dartmouth	FA-16	0/0/0/0
62	Lucas Patrick	G	6-3	313	23	R	Duke	FA-16	0/0/0/0
85	Beau Sandland	TE	6-5	252	23	R	Montana State	FA-16	0/0/0/0
86	Devon Cajuste	TE	6-4	235	23	R	Stanford	FA-16	0/0/0/0
93	Reggie Gilbert	LB	6-3	261	23	R	Arizona	FA-16	0/0/0/0
96	Brian Price	DT	6-3	318	22	R	Texas San Antonio	FA-16	1/0/0/1



OFFENSE

WR: 87	Jordy Nelson	17	Davante Adams	83	Jeff Janis
LT: 69	David Bakhtiari	<u>78</u>	<u>Jason Spriggs</u>		
LG: 65	Lane Taylor	67	Don Barclay		
C: 73	JC Tretter	63	Corey Linsley		
RG: 70	T.J. Lang	67	Don Barclay		
RT: 75	Bryan Bulaga	<u>68</u>	<u>Kyle Murphy</u>		
TE: 89	Jared Cook	82	Richard Rodgers		
WR: 18	Randall Cobb	88	Ty Montgomery	<u>11</u>	<u>Trevor Davis</u>
				<u>81</u>	<u>Geronimo Allison</u>
QB: 12	Aaron Rodgers	7	Brett Hundley		
RB: 44	James Starks	32	Christine Michael		
FB: 22	Aaron Ripkowski	<u>40</u>	<u>Joe Kerridge</u>		

DEFENSE

DE: <u>97</u>	<u>Kenny Clark</u>	64	Mike Pannel	<u>94</u>	<u>Dean Lowry</u>
NT: 98	Letroy Guion	99	Christian Ringo		
DT: 76	Mike Daniels	<u>97</u>	<u>Kenny Clark</u>		
LOLB: 53	Nick Perry	56	Julius Peppers	91	Jayrone Elliott
ILB: 47	Jake Ryan	48	Joe Thomas		
ILB: <u>50</u>	<u>Blake Martinez</u>	54	Carl Bradford		
ROLB: 52	Clay Matthews	95	Datone Jones	<u>51</u>	<u>Kyler Fackrell</u>
LCB: 23	Damarius Randall	39	Demetri Goodson		
RCB: 24	Quinten Rollins	36	LaDarius Gunter	<u>28</u>	<u>Josh Hawkins</u>
SS: 42	Morgan Burnett	33	Micah Hyde	<u>25</u>	<u>Marwin Evans</u>
FS: 21	Ha Ha Clinton-Dix	<u>29</u>	<u>Kentrell Brice</u>		

SPECIAL TEAMS

K: 2	Mason Crosby	10	Jacob Schum
P: 10	Jacob Schum	2	Mason Crosby
H: 10	Jacob Schum	18	Randall Cobb
PR: 33	Micah Hyde	<u>11</u>	<u>Trevor Davis</u>
KR: 88	Ty Montgomery	83	Jeff Janis
LS: 61	Brett Goode	67	Don Barclay

Rookies are underlined

COACH LOCATIONS

- ▶ **Coaches' Box:** Jeff Blasko (coaching administrator), Dom Capers (defensive coordinator), Tom Clements (associate head coach/offense), Ejiro Evero (defensive quality control), Scott McCurley (assistant linebackers), David Raih (assistant offensive line), Joe Whitt Jr. (secondary - cornerbacks).
- ▶ **Sideline:** Brian Angelichio (tight ends), Edgar Bennett (offensive coordinator), James Campen (offensive line), Luke Getsy (wide receivers), Jerry Montgomery (defensive front assistant), Winston Moss (associate head coach/linebackers), Darren Perry (secondary - safeties), Jason Simmons (assistant special teams), Ben Sirmans (running backs), Mike Trgovac (defensive line), Alex Van Pelt (quarterbacks), Ron Zook (special teams coordinator).



ROSTER BY POSITION

QUARTERBACK (2)

Brett Hundley
Aaron Rodgers

FULLBACK (2)

Aaron Ripkowski
Joe Kerridge

RUNNING BACK (2)

Christine Michael
James Starks

WIDE RECEIVER (7)

Geronimo Allison
Davante Adams
Randall Cobb
Trevor Davis
Jeff Janis
Ty Montgomery
Jordy Nelson

TIGHT END (2)

Jared Cook
Richard Rodgers

OFFENSIVE LINE (9)

David Bakhtiari
Don Barclay
Bryan Bulaga
T.J. Lang
Corey Linsley
Kyle Murphy
Jason Spriggs
Lane Taylor
JC Tretter

DEFENSIVE LINE (7)

Kenny Clark
Mike Daniels
Letroy Guion
Datone Jones (also LB)
Dean Lowry
Mike Pennel
Christian Ringo

Rookies are underlined

LINEBACKER (9)

Carl Bradford
Jayrone Elliott
Kyler Fackrell
Blake Martinez
Clay Matthews
Julius Peppers
Nick Perry
Jake Ryan
Joe Thomas

CORNERBACK (5)

Demetri Goodson
LaDarius Gunter
Josh Hawkins
Damarious Randall
Quinten Rollins

SAFETY (5)

Kentrell Brice
Morgan Burnett
Ha Ha Clinton-Dix
Marwin Evans
Micah Hyde (also CB)

SPECIALIST (3)

Mason Crosby
Brett Goode
Jacob Schum

PRONUNCIATION GUIDE

PLAYERS

David Bakhtiari	bock-tee-R-ee	Mike Pennel	puh-NELL
Don BarclayBAR-clay	Damarious Randall	duh-MAIR-ee-us
Kentrell Brice	ken-TRELL	Jacob Schum	SHUMM
Bryan Bulaga	buh-LAH-guh		
Devon Cajuste	DEV-un kuh-JOOST		
Jayrone Elliott	jay-RONE		
Kyler Fackrell	FAK-rull		
Brett Goode	GEWD		
Letroy Guion	GUY-on		
LaDarius Gunterluh-DAIR-ee-us		
Datone Jones	DAY-tone		
Joe KerridgeKAIR-idge		
Christine Michael	KRIS-tin		

COACHES

Brian Angelichio	an-juh-LEEK-o
James Campen	KAMP-en
Tom Clements	KLEMM-ints
Ejoro Evero	e-JEE-row EV-uh-row
Mark Lovat	luh-VOTT
David RaihRYE
Mike TrgovacTER-guh-vac

HOW THE PACKERS WERE BUILT

Year	Record	Draft (36)	Waivers (2)	Free Agents (15)
2005	4-12	QB Aaron Rodgers D1		
2007	13-3	K Mason Crosby D6c		
2008	6-10	WR Jordy Nelson D2a		LS Brett Goode
2009	11-5	LB Clay Matthews D1b G T.J. Lang D4		
2010	10-6	T Bryan Bulaga D1 S Morgan Burnett D3 RB James Starks D6		
2011	15-1	WR Randall Cobb D2		
2012	11-5	LB Nick Perry D1 DT Mike Daniels D4a		T/G Don Barclay
2013	8-7-1	DE/LB Datone Jones D1 T David Bakhtiari D4a C/G JC Tretter D4b DB Micah Hyde D5a		G Lane Taylor
2014	12-4	S Ha Ha Clinton-Dix D1 WR Davante Adams D2 TE Richard Rodgers D3b LB Carl Bradford D4 C Corey Linsley D5-a CB Demetri Goodson D6 WR Jeff Janis D7		LB Jayrone Elliott DT Letroy Guion DT Mike Pennel LB Julius Peppers
2015	10-6	CB Damarious Randall D1 CB Quinten Rollins D2 WR Ty Montgomery D3 LB Jake Ryan D4 QB Brett Hundley D5 FB Aaron Ripkowski D6a DT Christian Ringo D6b		CB LaDarius Gunter LB Joe Thomas (PS-Dal.)
2016	5-6	DT Kenny Clark D1 T Jason Spriggs D2 LB Kyler Fackrell D3 LB Blake Martinez D4a DE Dean Lowry D4b WR Trevor Davis D5 T Kyle Murphy D6	P Jacob Schum (TB) RB Christine Michael (SEA)	WR Geronimo Allison S Kentrell Brice TE Jared Cook S Marwin Evans CB Josh Hawkins FB Joe Kerridge



MEDIA INFORMATION & POLICIES

MIKE MCCARTHY PRESS CONFERENCES

During the regular season (for a Sunday game), the head coach will be available in the Media Auditorium on Monday, Wednesday, Thursday and Friday. One-on-one interviews with McCarthy should be arranged through Jason Wahlers.

PLAYER INTERVIEWS

The team's locker room will generally be open Monday, Wednesday, Thursday, Friday and following games.

- ▶ At the conclusion of all games, the locker room will be opened following the NFL's standard "cooling-off period."
- ▶ All interviews with players on the practice squad or injured reserve need to be requested and approved through the P.R. department.
- ▶ Any requests to interview players other than at the aforementioned times should be directed to a member of the Packers' P.R. department.

ASSISTANT COACH AVAILABILITY

All by request only, through the P.R. department

- ▶ Coordinators – Edgar Bennett (offense, bottom left), Dom Capers (defense, bottom middle) and Ron Zook (special teams, bottom right) – will continue to serve as primary spokesmen in their respective areas.
- ▶ During the regular season, assistants generally will be available on Thursdays at the podium in the Media Auditorium with offense and defense rotating every other week. During a week when offensive coaches are available, Capers will also be available on Thursday to represent the defense. When defensive coaches are available, Bennett will also be available on Thursday to represent the offense. On Mondays, the coordinators will be available at the podium in the Media Auditorium.
- ▶ Following games, Head Coach Mike McCarthy will be the only coach available to the media.
- ▶ However, position coaches are available for questions on specific players and the position group only. Broader interview topics need to be directed to the respective coordinators.
- ▶ No assistant coach should be contacted directly by telephone (at his desk, home or on his cell phone), or by email. All interviews must be arranged through the P.R. department.
- ▶ Sarah Quick (920-569-7213) serves as the primary contact for assistant coaches. In her absence, feel free to contact another member of the P.R. staff.

PRACTICE ACCESS, PHOTOGRAPHY AND SOCIAL-MEDIA GUIDELINES

- ▶ During the regular season, practices will be open to state media who regularly cover the team for designated periods during the first half of each session, similar to previous seasons. Also as in

prior years, photo opportunities will be limited to the beginning portions of practice.

- ▶ The team reserves the right to limit photography to certain periods for competitive reasons. This restriction applies to both training-camp and regular-season practices.
- ▶ During practice periods in which B-roll and still photography are NOT permitted, the media may not utilize camera phones either. The P.R. staff will alert the media of the permissible "shooting" periods before and during each practice.
- ▶ Video of practice, press conferences or locker-room interviews by an individual or media outlet may not be posted at any time on social-media sites or live-broadcasting applications (this includes applications such as Facebook, Twitter, Vine, Instagram, Snapchat, Ustream, Periscope and Meerkat, etc).
- ▶ No still photography is permitted in the locker room at any time. Signs, notes and other personal items or information posted in and around the locker room at player lockers are not to be photographed or captured on video.

ONLINE-CONTENT POLICY

According to the 2016 NFL non-game online content policy, accredited organizations may distribute online non-game audio and video content, including interviews, press conferences and team practices at NFL venues, acquired as a result of credentialed access ("Game Information") to games or club/league facilities provided that such distribution: is 90 seconds maximum per day (180 seconds in two-team markets – 90 seconds per team); may not be "archived" (i.e., made available for on-demand public access) for more than 24 hours; appears in an editorial context only (no sponsorship, merchandising or advertising integrated with or around the content); is not posted live; and is accompanied by links back to NFL.com and to the club website.

The 90-second limit does not include video/audio material that is composed entirely of a credentialed media employee providing commentary or analysis ("talking head" reporting), including pregame or postgame stand-up material shot on the field or other facility location.

While a game is in progress, any forms of accounts of the game must be sufficiently time-delayed and limited in amount (e.g., score updates with detail given only in quarterly game updates, fewer than 10 photographs during the game) so that the accredited organization's game coverage cannot be used as a substitute for, or otherwise approximate, authorized play-by-play accounts.

The Packers have their own social-media and online-content policies for practice reporting, which will be communicated by the P.R. staff for both training camp and the regular season. Members of the media are encouraged to contact the public relations staff with any questions.

MEDIA INFORMATION & POLICIES

CONFERENCE CALLS

The Packers' P.R. department will arrange a conference call with the head coach and a key player of the opposing team each week during the regular season. These conference calls will be made from the media workroom, and generally will be held on Wednesday.

TELEPHONES/INTERNET

Lambeau Field features complimentary wireless Internet in the main press box. Please contact the public information department if you require assistance.

In the Lee Rummel Press Box at Lambeau Field, more than a dozen "co-op" phones are available to media throughout the box. If dedicated service is desired, please contact Scott Guth of Dataline Services seven to 10 days prior to the game at 920-569-7090 or sguth@datalineservicesinc.com. Instruments also may be obtained through Guth, upon request.

Dedicated internet service also may be ordered through Dataline Services – on a game-by-game or full-season basis – for installation in either the Lee Rummel Press Box or in the downstairs Photo/Media Workrooms.

POOL REPORTER

As assigned by the Professional Football Writers of America (PFWA), the Green Bay pool reporter for the 2016 season is Tom Silverstein of the *Milwaukee Journal Sentinel*. Pete Dougherty of the *Green Bay Press-Gazette* is the alternate.

PHOTO CREDENTIALS

Photo credentials will not be issued to freelance photographers unless on a specific assignment from an accredited organization. Credentials are not provided to "grips" due to on-field space limitations.

CREDENTIALS

All credential requests are acquired through an online credential link, which should be obtained by contacting Sarah Quick, assistant director of public relations. Requests may be sent via email (Sarah Quick; quicks@packers.com). Credentials will not be mailed, unless the requesting outlet provides a Federal Express or UPS number, and if scheduled in advance, should be picked up in person at the Packers' corporate offices, located in the Lambeau Field Atrium. Credentials not obtained prior to gameday will be left at Media Will Call on the south side of the stadium near the Shopko Gate. Media Will Call opens three hours prior to kickoff.

GAME-CREDENTIAL DEADLINES

Following are credential application deadlines for the Packers' regular-season games. All written requests should be directed to Sarah Quick, via email (quicks@packers.com).

- ▶ vs. Houston - Wednesday, Nov. 30, by 5 p.m.
- ▶ vs. Seattle - Wednesday, Dec. 7, by 5 p.m.
- ▶ at Chicago - Monday, Dec. 12, by 10 a.m.
- ▶ vs. Minnesota - Tuesday, Dec. 20, by 5 p.m.
- ▶ at Detroit - Monday, Dec. 26, by 10 a.m.

INDIVIDUAL STATISTICS, OFFENSE

		RECEIVING J.Nelson					R.Cobb					D.Adams					J.Abbrederis					J.Cook					R.Rodgers				
		No	Yds	Avg	Lg	TD	No	Yds	Avg	Lg	TD	No	Yds	Avg	Lg	TD	No	Yds	Avg	Lg	TD	No	Yds	Avg	Lg	TD	No	Yds	Avg	Lg	TD
9/11	at Jax	6	32	5.3	8	1	6	57	9.5	32	0	3	50	16.7	29t	1	1	8	8.0	8	0	1	7	7.0	7	0	1	22	22.0	22	0
9/18	at Min	5	73	14.6	39	1	5	42	8.4	14	0	3	26	8.1	13	0	0	0	--	--	0	4	31	7.8	14	0	2	25	12.5	15	0
9/25	Det	6	101	16.8	49	2	1	33	33.0	33	0	2	23	11.5	14t	1	0	0	--	--	0	1	15	15.0	15	0	2	9	4.5	7	1
10/9	NYG	4	38	9.5	17	1	9	108	12.0	21	0	5	85	17.0	29t	1	0	0	--	--	0	(Inactive)					1	6	6.0	6	0
10/16	Dal	5	68	13.6	25	0	7	53	7.6	17	1	2	34	17.0	22	0	0	0	--	--	0	(Inactive)					2	15	7.5	12	0
10/20	Chi	1	9	9.0	9	0	11	95	8.6	25	1	13	132	10.2	24	2	(Inactive)					(Inactive)					1	7	7.0	7	0
10/30	at Atl	4	94	23.5	58	1	(Inactive)					12	74	6.2	22	0	(Not With Team)					(Inactive)					0	0	--	--	0
11/6	Ind	7	94	13.4	26t	1	2	14	7.0	11	1	4	41	10.3	40	1	(Not With Team)					(Inactive)					6	64	10.7	22	0
11/13	at Ten	12	126	10.5	20	1	4	31	7.8	11	0	6	156	26.0	46	0	(Not With Team)					(Inactive)					4	27	6.8	12	0
11/20	at Was	3	28	9.3	13t	1	3	84	28.0	47	0	3	42	14.0	37	0	(Not With Team)					6	105	17.5	47	1	4	28	7.0	11	0
11/28	at Phi	8	91	11.4	22	0	6	41	6.8	12	0	5	113	22.6	50	2	(Not With Team)					1	7	7.0	7	0	0	0	--	--	0
12/4	Hou																														
12/11	Sea																														
12/18	at Chi																														
12/24	Min																														
1/1	at Det																														
SEASON		61	754	12.4	58	9	54	558	10.3	47	3	58	776	13.4	50	8	1	8	8.0	8	0	13	165	12.7	47	1	23	203	8.8	22	1
CAREER		461	6863	14.9	93t	58	360	4436	12.3	70t	34	146	1705	11.7	50	12	10	119	11.9	32	0	286	3668	12.8	80t	17	101	938	9.3	61t	11

		RECEIVING E.Lacy					J.Starks					T.Montgomery					J.Janis					T.Davis					J.Perillo				
		No	Yds	Avg	Lg	TD	No	Yds	Avg	Lg	TD	No	Yds	Avg	Lg	TD	No	Yds	Avg	Lg	TD	No	Yds	Avg	Lg	TD	No	Yds	Avg	Lg	TD
9/11	at Jax	1	17	17.0	17	0	1	6	6.0	6	0	0	0	--	--	0	0	0	--	--	0	(Inactive)					0	0	--	--	0
9/18	at Min	0	0	--	--	0	1	16	16.0	16	0	0	0	--	--	0	0	0	--	--	0	0	0	--	--	0	0	0	--	--	0
9/25	Det	1	2	2.0	2	0	1	9	9.0	9	0	0	0	--	--	0	0	0	--	--	0	0	0	--	--	0	1	13	13.0	13	0
10/9	NYG	1	3	3.0	3	0	3	19	6.3	9	0	0	0	--	--	0	0	0	--	--	0	0	0	--	--	0	0	0	--	--	0
10/16	Dal	1	6	6.0	6	0	(Injured Reserve)					10	98	9.8	15	0	2	14	7.0	8	0	0	0	--	--	0	1	4	4.0	4	0
10/20	Chi	(Injured Reserve)					(Inactive)					10	66	6.6	13	0	2	9	4.5	7	0	0	0	--	--	0	0	0	--	--	0
10/30	at Atl	(Injured Reserve)					(Inactive)					(Inactive)					4	30	7.5	10	1	3	24	8.0	9t	1	0	0	--	--	0
11/6	Ind	(Injured Reserve)					(Inactive)					3	38	12.7	18	0	1	25	25.0	25	0	0	0	--	--	0	2	18	9.0	9	0
11/13	at Ten	(Injured Reserve)					3	11	3.7	13t	1	2	11	5.5	8	0	0	0	--	--	0	0	0	--	--	0	0	0	--	--	0
11/20	at Was	(Injured Reserve)					5	46	9.2	31t	1	3	27	9.0	10	0	0	0	--	--	0	0	0	--	--	0	(Not With Team)				
11/28	at Phi	(Injured Reserve)					5	27	5.4	8	0	2	12	6.0	9	0	1	7	7.0	7	0	0	0	--	--	0	(Not With Team)				
12/4	Hou																														
12/11	Sea																														
12/18	at Chi																														
12/24	Min																														
1/1	at Det																														
SEASON		4	28	7.0	17	0	19	134	7.1	31t	2	30	252	8.4	18	0	10	85	8.5	25	1	3	24	8.0	9t	1	4	35	8.8	13	0
CAREER		101	900	8.9	67	6	125	1017	8.1	31t	6	45	388	8.6	31t	2	14	180	12.9	46	1	3	24	8.0	9t	1	15	137	9.1	24	1

		RECEIVING K.Davis					G.Allison					C.Michael																
		No	Yds	Avg	Lg	TD	No	Yds	Avg	Lg	TD	No	Yds	Avg	Lg	TD												
9/11	at Jax	(Not with Team)					(Practice Squad)					(Not with Team)																
9/18	at Min	(Not with Team)					(Practice Squad)					(Not with Team)																
9/25	Det	(Not with Team)					(Practice Squad)					(Not with Team)																
10/9	NYG	(Not with Team)					(Practice Squad)					(Not with Team)																
10/16	Dal	(Not with Team)					(Practice Squad)					(Not with Team)																
10/20	Chi	0	0	--	--	0	(Practice Squad)					(Not with Team)																
10/30	at Atl	2	4	2.0	10	0	2	21	10.5	17	1	(Not with Team)																
11/6	Ind	(Not with Team)					0	0	--	--	0	(Not with Team)																
11/13	at Ten	(Not with Team)					1	17	17.0	17	0	(Not with Team)																
11/20	at Was	(Not with Team)					0	0	--	--	0	(Inactive)																
11/28	at Phi	(Not with Team)					0	0	--	--	0	0	0	--	--	0												
12/4	Hou																											
12/11	Sea																											
12/18	at Chi																											
12/24	Min																											
1/1	at Det																											
SEASON		2	4	2.0	10	0	3	38	12.7	17	1	0	0	--	--	0												
CAREER		33	264	8.0	70t	1	3	38	12.7	17	1	24	124	5.2	13	1												

INDIVIDUAL STATISTICS, OFFENSE

RUSHING

		E.Lacy										J.Starks										A.Rodgers									
		First Half					Second Half					First Half					Second Half					First Half					Second Half				
		No	Yds	Avg	Lg	TD	No	Yds	Avg	Lg	TD	No	Yds	Avg	Lg	TD	No	Yds	Avg	Lg	TD	No	Yds	Avg	Lg	TD	No	Yds	Avg	Lg	TD
9/11	at Jax	7	20	2.9	9	0	7	41	5.9	28	0	2	6	3.0	4	0	2	1	0.5	1	0	1	6	6.0	6t	1	3	10	3.3	8	0
9/18	at Min	6	16	2.7	5	0	6	34	5.7	13	0	1	2	2.0	2	0	6	1	0.2	5	0	0	0	--	--	0	3	29	9.7	10t	1
9/25	Det	6	42	7.0	25	0	11	61	5.5	14	0	0	0	--	--	0	1	-1	-1.0	-1	0	0	0	--	--	0	5	22	4.4	14	0
10/9	NYG	9	77	8.6	31	0	2	4	2.0	2	0	3	17	5.7	8	0	9	16	1.8	10	0	2	18	9.0	11	0	3	-3	-1.0	-1	0
10/16	Dal	7	45	6.4	25	0	10	20	2.0	5	0	(Inactive)					(Inactive)					(Inactive)									
10/20	Chi	(Inactive)										(Inactive)										(Inactive)									
10/30	at Atl	(Injured Reserve)										(Injured Reserve)										(Injured Reserve)									
11/6	Ind	(Injured Reserve)										(Injured Reserve)										(Injured Reserve)									
11/13	at Ten	(Injured Reserve)										(Injured Reserve)										(Injured Reserve)									
11/20	at Was	(Injured Reserve)										(Injured Reserve)										(Injured Reserve)									
11/28	at Phi	(Injured Reserve)										(Injured Reserve)										(Injured Reserve)									
12/4	Hou	(Injured Reserve)										(Injured Reserve)										(Injured Reserve)									
12/11	Sea	(Injured Reserve)										(Injured Reserve)										(Injured Reserve)									
12/18	at Chi	(Injured Reserve)										(Injured Reserve)										(Injured Reserve)									
12/24	Min	(Injured Reserve)										(Injured Reserve)										(Injured Reserve)									
1/1	at Det	(Injured Reserve)										(Injured Reserve)										(Injured Reserve)									
SEASON		35	200	5.7	31	0	36	160	4.4	28	0	21	78	3.7	11	0	36	63	1.8	10	0	15	129	8.6	23	1	31	156	5.0	21	2

PASSING

		A.Rodgers																			
		First Half					Second Half														
		Att	Com	Pct	Yds	Sk/Yd	TD	Lg	Int	Rtng	Att	Com	Pct	Yds	Sk/Yd	TD	Lg	Int	Rtng		
9/11	at Jax	18	11	61.1	114	0/0	2	29t	0	116.4	16	9	56.3	85	1/0	0	32	0	71.1		
9/18	at Min	15	8	53.3	59	1/13	1	21	0	85.1	21	12	57.1	154	4/20	0	39	1	60.4		
9/25	Det	18	12	66.7	174	1/4	4	49	0	137.5	6	3	50.0	31	1/0	0	13	0	65.3		
10/9	NYG	28	13	46.4	134	0/0	2	29t	2	54.8	17	10	58.8	125	0/0	0	21	0	81.7		
10/16	Dal	22	15	68.2	135	0/0	0	22	0	84.5	20	16	80.0	159	1/0	1	25	1	95.6		
10/20	Chi	30	19	63.3	150	1/9	0	19	0	75.7	26	20	76.9	176	1/14	3	25	0	132.9		
10/30	at Atl	21	17	81.0	170	1/7	3	58	0	140.0	17	11	64.7	76	2/16	1	17	0	94.2		
11/6	Ind	17	7	41.2	77	2/7	1	26t	0	74.9	26	19	73.1	220	1/1	2	40	1	107.9		
11/13	at Ten	26	18	69.2	238	2/18	2	46	1	107.5	25	13	52.0	133	3/28	0	35	1	50.9		
11/20	at Was	22	13	59.1	100	2/20	1	15	0	85.4	19	13	68.4	251	0/0	2	47	0	146.3		
11/28	at Phi	21	17	81.0	142	0/0	2	20t	0	126.6	18	13	72.2	171	0/0	0	50	0	101.9		
12/4	Hou	(Did Not Play)										(Did Not Play)									
12/11	Sea	(Did Not Play)										(Did Not Play)									
12/18	at Chi	(Did Not Play)										(Did Not Play)									
12/24	Min	(Did Not Play)										(Did Not Play)									
1/1	at Det	(Did Not Play)										(Did Not Play)									
SEASON		238	150	63.0	1493	10/78	18	58	3	100.7	211	139	65.9	1581	14/79	9	50	4	95.5		

PASSING

		B.Hundley																			
		First Half					Second Half														
		Att	Com	Pct	Yds	Sk/Yd	TD	Lg	Int	Rtng	Att	Com	Pct	Yds	Sk/Yd	TD	Lg	Int	Rtng		
9/11	at Jax	(Did Not Play)										(Did Not Play)									
9/18	at Min	(Did Not Play)										(Did Not Play)									
9/25	Det	(Did Not Play)										(Did Not Play)									
10/9	NYG	(Did Not Play)										(Did Not Play)									
10/16	Dal	(Did Not Play)										(Did Not Play)									
10/20	Chi	(Did Not Play)										(Did Not Play)									
10/30	at Atl	(Did Not Play)										(Did Not Play)									
11/6	Ind	(Did Not Play)										(Did Not Play)									
11/13	at Ten	0	0	--	0	0/0	0	--	0	--	4	1	25.0	8	0/0	0	8	0	39.6		
11/20	at Was	0	0	--	0	0/0	0	--	0	--	3	1	33.3	9	0/0	0	9	1	2.8		
11/28	at Phi	(Did Not Play)										(Did Not Play)									
12/4	Hou	(Did Not Play)										(Did Not Play)									
12/11	Sea	(Did Not Play)										(Did Not Play)									
12/18	at Chi	(Did Not Play)										(Did Not Play)									
12/24	Min	(Did Not Play)										(Did Not Play)									
1/1	at Det	(Did Not Play)										(Did Not Play)									
SEASON		0	0	--	0	0/0	0	--	0	--	7	2	28.6	17	0/0	0	9	1	0.0		

INDIVIDUAL STATISTICS, OFFENSE

RECEIVING J.Nelson

			First Half					Second Half					First Half					Second Half					First Half					Second Half									
			No	Yds	Avg	Lg	TD	No	Yds	Avg	Lg	TD	No	Yds	Avg	Lg	TD	No	Yds	Avg	Lg	TD	No	Yds	Avg	Lg	TD	No	Yds	Avg	Lg	TD	No	Yds	Avg	Lg	TD
			9/11	at	Jax	3	20	6.7	8	1	3	12	4.0	8	0	3	21	7.0	10	0	3	36	12.0	32	0	3	50	16.7	29t	1	0	0	--	--	0		
9/18	at	Min	3	28	9.3	21	1	2	45	22.5	39	0	4	28	7.0	9	0	1	14	14.0	14	0	1	3	3.0	3	0	2	23	11.5	13	0					
9/25		Det	6	101	16.8	49	2	0	0	--	--	0	1	33	33.0	33	0	0	0	--	--	0	1	14	14.0	14t	1	1	9	9.0	9	0					
10/9		NYG	2	9	4.5	7	1	2	29	14.5	17	0	6	57	9.5	17	0	3	51	17.0	21	0	3	55	18.3	29t	1	2	30	15.0	20	0					
10/16		Dal	2	22	11.0	18	0	3	46	15.3	25	0	4	26	6.5	17	0	3	27	9.0	13	1	1	22	22.0	22	0	1	12	12.0	12	0					
10/20		Chi	1	9	9.0	9	0	0	0	--	--	0	6	48	8.0	13	0	5	47	9.4	25	1	6	56	9.3	19	0	7	76	10.9	24	2					
10/30	at	Atl	4	94	23.5	58	1	0	0	--	--	0					(Inactive)						5	35	7.0	22	0	7	39	5.6	14	0					
11/6		Ind	1	26	26.0	26t	1	6	68	11.3	13	0	0	0	--	--	0	2	14	7.0	11	1	2	-1	-0.5	2	0	2	42	21.0	40	1					
11/13	at	Ten	7	78	11.1	20	1	5	48	9.6	17	0	2	14	7.0	8	0	2	17	8.5	11	0	5	121	24.2	46	0	1	35	35.0	35	0					
11/20	at	Was	2	19	9.5	13t	1	1	9	9.0	9	0	1	15	15.0	15	0	2	69	34.5	47	0	1	3	3.0	3	0	2	39	19.5	37	0					
11/28	at	Phi	3	32	10.7	13	0	5	59	11.8	22	0	6	41	6.8	12	0	0	0	--	--	0	2	32	16.0	20t	2	3	81	27.0	50	0					
12/4		Hou																																			
12/11		Sea																																			
12/18	at	Chi																																			
12/24		Min																																			
1/1	at	Det																																			
SEASON			34	438	12.9	58	9	27	316	11.7	39	0	33	283	8.6	33	0	21	275	13.1	47	3	30	390	13.0	46	5	28	386	13.8	50	3					

RECEIVING J.Abbrederis

			First Half					Second Half					First Half					Second Half					First Half					Second Half									
			No	Yds	Avg	Lg	TD	No	Yds	Avg	Lg	TD	No	Yds	Avg	Lg	TD	No	Yds	Avg	Lg	TD	No	Yds	Avg	Lg	TD	No	Yds	Avg	Lg	TD	No	Yds	Avg	Lg	TD
			9/11	at	Jax	0	0	--	--	0	0	1	8	8.0	8	0	0	0	--	--	0	1	7	7.0	7	0	0	0	--	--	0	1	22	22.0	22	0	
9/18	at	Min	0	0	--	--	0	0	0	--	--	0	0	0	--	--	0	4	31	7.8	14	0	0	0	--	--	0	2	25	12.5	15	0					
9/25		Det	0	0	--	--	0	0	0	--	--	0	1	15	15.0	15	0	0	0	--	--	0	2	9	4.5	7	1	0	0	--	--	0					
10/9		NYG	0	0	--	--	0	0	0	--	--	0					(Inactive)						1	6	6.0	6	0	0	0	--	--	0					
10/16		Dal	0	0	--	--	0	0	0	--	--	0					(Inactive)						1	12	12.0	12	0	1	3	3.0	3	0					
10/20		Chi															(Inactive)						0	0	--	--	0	1	7	7.0	7	0					
10/30	at	Atl															(Inactive)						0	0	--	--	0	0	0	--	--	0					
11/6		Ind															(Inactive)						3	43	14.3	22	0	3	21	7.0	11	0					
11/13	at	Ten															(Inactive)						2	16	8.0	12	0	2	11	5.5	6	0					
11/20	at	Was											1	9	9.0	9	0	5	96	19.2	47	1	3	26	8.7	11	0	1	2	2.0	2	0					
11/28	at	Phi											1	7	7.0	7	0	0	0	--	--	0	0	0	--	--	0	0	0	--	--	0					
12/4		Hou																																			
12/11		Sea																																			
12/18	at	Chi																																			
12/24		Min																																			
1/1	at	Det																																			
SEASON			0	0	--	--	0	1	8	8.0	8	0	3	31	10.3	15	0	10	134	13.4	47	1	12	112	9.3	22	1	11	91	8.3	22	0					

RECEIVING E.Lacy

			First Half					Second Half					First Half					Second Half					First Half					Second Half									
			No	Yds	Avg	Lg	TD	No	Yds	Avg	Lg	TD	No	Yds	Avg	Lg	TD	No	Yds	Avg	Lg	TD	No	Yds	Avg	Lg	TD	No	Yds	Avg	Lg	TD	No	Yds	Avg	Lg	TD
			9/11	at	Jax	1	17	17.0	17	0	0	0	--	--	0	1	6	6.0	6	0	0	0	--	--	0	0	0	--	--	0	0	0	--	--	0		
9/18	at	Min	0	0	--	--	0	0	0	--	--	0	0	0	--	--	0	1	16	16.0	16	0	0	0	--	--	0	0	0	--	--	0					
9/25		Det	1	2	2.0	2	0	0	0	--	--	0	0	0	--	--	0	1	9	9.0	9	0	0	0	--	--	0	0	0	--	--	0					
10/9		NYG	0	0	--	--	0	1	3	3.0	3	0	1	7	7.0	7	0	2	12	6.0	9	0	0	0	--	--	0	0	0	--	--	0					
10/16		Dal	1	6	6.0	6	0	0	0	--	--	0					(Inactive)						5	43	8.6	15	0	5	55	11.0	15	0					
10/20		Chi															(Inactive)						4	28	7.0	12	0	6	38	6.3	13	0					
10/30	at	Atl															(Inactive)																				
11/6		Ind															(Inactive)						0	0	--	--	0	3	38	12.7	18	0					
11/13	at	Ten											2	9	4.5	13t	1	1	2	2.0	2	0	0	0	--	--	0	2	11	5.5	8	0					
11/20	at	Was											3	9	3.0	5	0	2	37	18.5	31t	1	2	19	9.5	10	0	1	8	8.0	8	0					
11/28	at	Phi											2	11	5.5	7	0	3	16	5.3	8	0	2	12	6.0	9	0	0	0	--	--	0					
12/4		Hou																																			
12/11		Sea																																			
12/18	at	Chi																																			
12/24		Min																																			
1/1	at	Det																																			
SEASON			3	25	8.3	17	0	1	3	3.0	3	0	9	42	4.7	13t	1	10	92	9.2	31t	1	13	102	7.8	15	0	17	150	8.8	18	0					

R.Cobb

D.Adams

J.Cook

R.Rodgers

J.Starks

T.Montgomery

INDIVIDUAL STATISTICS, DEFENSE

C.Banjo						C.Bradford					K.Brice					M.Burnett					K.Clark					H.Clinton-Dix					
SEASON	UT	A	Sk	Int	PD	UT	A	Sk	Int	PD	UT	A	Sk	Int	PD	UT	A	Sk	Int	PD	UT	A	Sk	Int	PD	UT	A	Sk	Int	PD	
9/11	at Jax			(Inactive)					(Practice Squad)		0	0	0-0	0-0	0	9	0	1-8	0-0	0	0	0	1	0-0	0-0	0	4	1	0-0	0-0	1
9/18	at Min			(Inactive)					(Practice Squad)		0	0	0-0	0-0	0	1	0	0-0	0-0	1	0	3	0-0	0-0	1	3	2	0-0	0-0	0	
9/25	Det	0	0	0-0	0-0	0			(Practice Squad)		1	0	0-0	0-0	0				(Inactive)		3	2	0-0	0-0	0	6	0	0-0	0-0	0	
10/9	NYG	0	0	0-0	0-0	0			(Practice Squad)		0	0	0-0	0-0	0	5	0	0-0	0-0	1	1	1	0-0	0-0	0	6	0	0-0	0-0	0	
10/16	Dal			(Inactive)					(Practice Squad)		0	0	0-0	0-0	0	6	2	0-0	1-0	2	1	2	0-0	0-0	0	9	0	0-0	0-0	0	
10/20	Chi			(Inactive)					(Practice Squad)		0	0	0-0	0-0	0	2	5	0-0	0-0	1	3	1	0-0	0-0	0	2	1	0-0	0-0	0	
10/30	at Atl			(Injured Reserve)					(Practice Squad)		1	0	0-0	0-0	0	9	0	0-0	0-0	0	0	1	0-0	0-0	0	5	0	0-0	0-0	0	
11/6	Ind			(Not With Team)					(Practice Squad)		1	0	0-0	0-0	0	4	1	1-5	0-0	1	0	0	0-0	0-0	0	2	2	0.5-3	2-20	2	
11/13	at Ten			(Not With Team)					(Practice Squad)		1	0	0-0	0-0	1	4	1	1-13	0-0	0	1	2	0-0	0-0	0	6	1	0-0	0-0	0	
11/20	at Was			(Not With Team)		0	0	0-0	0-0	0	3	0	0-0	0-0	0	4	0	0-0	0-0	2	0	3	0-0	0-0	0	4	0	0-0	0-0	0	
11/28	at Phi			(Not With Team)		0	1	0-0	0-0	0	0	0	0-0	0-0	0	6	1	0-0	0-0	0	0	0	0-0	0-0	0	3	0	0-0	1-12	1	
12/4	Hou																														
12/11	Sea																														
12/18	at Chi																														
12/24	Min																														
1/1	at Det																														
SEASON	0	0	0-0	0-0	0	0	1	0-0	0-0	0	7	0	0-0	0-0	1	50	10	3-26	1-0	8	9	16	0-0	0-0	1	50	7	0.5-3	3-32	4	
CAREER	16	3	0-0	0-0	2	0	1	0-0	0-0	0	7	0	0-0	0-0	1	473	151	7.5-67	8-33	57	9	16	0-0	0-0	1	220	49	4.5-17	6-43	19	

M.Daniels						J.Elliott					M.Evans					K.Fackrell					D.Goodson					L.Guion					
SEASON	UT	A	Sk	Int	PD	UT	A	Sk	Int	PD	UT	A	Sk	Int	PD	UT	A	Sk	Int	PD	UT	A	Sk	Int	PD	UT	A	Sk	Int	PD	
9/11	at Jax	1	1	0-0	0-0	0			(Inactive)		0	0	0-0	0-0	0	0	0	0-0	0-0	0	(Reserve/Suspended)	2	2	0-0	0-0	0	2	2	0-0	0-0	0
9/18	at Min	4	1	1-9	0-0	0			(Inactive)		0	0	0-0	0-0	0	1	0	0-0	0-0	0	(Reserve/Suspended)	2	0	0-0	0-0	0	2	0	0-0	0-0	0
9/25	Det	1	0	0-0	0-0	0	2	0	0-0	0-0	0	0	0	0-0	0-0	0	1	0	1-9	0-0	0	(Reserve/Suspended)			(Inactive)						
10/9	NYG	1	1	0-0	0-0	1	0	0	0-0	0-0	0	0	0	0-0	0-0	0	3	0	1-6	0-0	0	(Reserve/Suspended)	0	2	0-0	0-0	1	1	1	0-0	0-0
10/16	Dal	1	1	0-0	0-0	0	0	2	0-0	0-0	0	0	0	0-0	0-0	0	0	0	0-0	0-0	0	2	0	0-0	0-0	1	1	1	0-0	0-0	0
10/20	Chi	2	2	0-0	0-0	0	0	0	0-0	0-0	0	0	0	0-0	0-0	0	0	0	0-0	0-0	0	3	2	0-0	0-0	0	1	1	0-0	0-0	0
10/30	at Atl	1	0	1-9	0-0	0	1	0	0-0	0-0	0	0	0	0-0	0-0	0	0	0	0-0	0-0	0	5	1	0-0	0-0	1	2	2	0-0	0-0	0
11/6	Ind	2	1	0-0	0-0	0	0	0	0-0	0-0	0	0	0	0-0	0-0	0	3	0	0-0	0-0	1	0	0	0-0	0-0	0	2	1	0-0	0-0	0
11/13	at Ten	0	2	0-0	0-0	0	2	0	0-0	0-0	0	0	0	0-0	0-0	0	1	0	0-0	0-0	0	1	0	0-0	0-0	0	0	2	0-0	0-0	0
11/20	at Was	3	3	0-0	0-0	0			(Inactive)		0	0	0-0	0-0	0	0	0	0-0	0-0	0	0	0	0-0	0-0	0	1	3	0-0	0-0	0	
11/28	at Phi	3	0	1-14	0-0	0	1	0	0-0	0-0	0	0	0	0-0	0-0	0			(Inactive)		(Inactive)	2	1	0-0	0-0	0	2	1	0-0	0-0	0
12/4	Hou																														
12/11	Sea																														
12/18	at Chi																														
12/24	Min																														
1/1	at Det																														
SEASON	19	12	3-32	0-0	1	6	2	0-0	0-0	0	0	0	0-0	0-0	0	9	0	2-15	0-0	1	11	3	0-0	0-0	2	13	15	0-0	0-0	1	
CAREER	134	88	21-153.5	1-6	4	23	5	3-24	1-0	2	0	0	0-0	0-0	0	9	0	2-15	0-0	1	15	4	0-0	0-0	3	123	137	8.5-47	0-0	5	

L.Gunter						J.Hawkins					M.Hyde					D.Jones					D.Lowry					B.Martinez					
SEASON	UT	A	Sk	Int	PD	UT	A	Sk	Int	PD	UT	A	Sk	Int	PD	UT	A	Sk	Int	PD	UT	A	Sk	Int	PD	UT	A	Sk	Int	PD	
9/11	at Jax	1	1	0-0	0-0	0			(Inactive)		1	0	0-0	0-0	0	0	0	0-0	0-0	0	0	0	0-0	0-0	0	5	4	0-0	0-0	0	
9/18	at Min	5	0	0-0	0-0	0			(Inactive)		1	2	0-0	0-0	0	2	1	0-0	0-0	0	0	0	0-0	0-0	0	5	1	0-0	0-0	1	
9/25	Det	3	0	0-0	0-0	1	0	0	0-0	0-0	1	10	0	0-0	0-0	1			(Inactive)		2	0	0-0	0-0	0	5	0	0-0	0-0	0	
10/9	NYG	0	1	0-0	0-0	1	0	0	0-0	0-0	0	7	3	1-6	0-0	0	1	1	0-0	0-0	0	0	1	0-0	0-0	0	2	1	0-0	0-0	0
10/16	Dal	2	2	0-0	0-0	0	0	0	0-0	0-0	0	2	0	0-0	0-0	0	4	1	0-0	0-0	0	0	0	0-0	0-0	0	3	3	0-0	0-0	0
10/20	Chi	3	0	0-0	0-0	2	0	0	0-0	0-0	0	2	1	0-0	0-0	1	0	0	0-0	0-0	1	0	0	0-0	0-0	0	2	2	0-0	1-4	1
10/30	at Atl	5	0	0-0	0-0	2	0	0	0-0	0-0	0	2	0	0-0	0-0	0	0	1	0-0	0-0	0	0	0	0-0	0-0	0	4	1	0-0	0-0	1
11/6	Ind	7	0	0-0	0-0	0	0	0	0-0	0-0	0	3	0	0-0	0-0	0	0	0	0-0	0-0	1	0	1	0-0	0-0	0	5	1	0-0	0-0	1
11/13	at Ten	2	1	0-0	0-0	1	0	0	0-0	0-0	0	3	2	0-0	0-0	0	2	0	0-0	0-0	0	1	0	0-0	0-0	0	9	1	0-0	0-0	0
11/20	at Was	6	2	0-0	0-0	1	0	0	0-0	0-0	0	2	1	0-0	0-0	0	2	0	0-0	0-0	0										

INDIVIDUAL STATISTICS, DEFENSE

QUARTERBACK SACKS (28-203)

9/11	at	Jacksonville:	(3-20)	M.Burnett 1-8, C.Matthews 1-10, N.Perry 1-2.
9/18	at	Minnesota:	(4-32)	J.Peppers 1.5-11.5, M.Daniels 1-9, C.Matthews 1-7, N.Perry 0.5-4.5.
9/25		Detroit:	(3-17)	N.Perry 2-8, K.Fackrell 1-9.
10/9		N.Y. Giants:	(4-21)	K.Fackrell 1-6, M.Hyde 1-6, C.Matthews 1-3, N.Perry 1-6.
10/16		Dallas:	(2-14)	J.Peppers 1-4, Team 1-10.
10/20		Chicago:	(1-10)	N.Perry 1-10.
10/30	at	Atlanta:	(2-11)	M.Daniels 1-9, J.Peppers 1-2.
11/6		Indianapolis:	(2-11)	M.Burnett 1-5, H.Clinton-Dix 0.5-3, N.Perry 0.5-3.
11/13	at	Tennessee:	(1-13)	M.Burnett 1-13.
11/20	at	Washington:	(2-11)	J.Peppers 1-4, N.Perry 1-7.
11/28	at	Philadelphia:	(4-43)	M.Daniels 1-14, C.Matthews 1-10, J.Peppers 1-8, N.Perry 1-11.
12/4		Houston:		
12/11		Seattle:		
12/18	at	Chicago:		
12/24		Minnesota:		
1/1	at	Detroit:		

SEASON TOTALS: (28-203) N.Perry 8-51.5, J.Peppers 5.5-29.5, C.Matthews 4-30, M.Burnett 3-26, M.Daniels 3-32, K.Fackrell 2-15, M.Hyde 1-6, H.Clinton-Dix 0.5-3, Team 1-10.

QUARTERBACK HITS (66)

9/11	at	Jacksonville:	(7)	N.Perry 4, M.Daniels 1, D.Jones 1, C.Matthews 1.
9/18	at	Minnesota:	(12)	M.Daniels 4, J.Peppers 4, C.Matthews 2, N.Perry 2.
9/25		Detroit:	(4)	M.Daniels 2, M.Hyde 1, N.Perry 1.
10/9		N.Y. Giants:	(7)	C.Matthews 3, N.Perry 3, K.Fackrell 1.
10/16		Dallas:	(2)	L.Guion 1, D.Jones 1.
10/20		Chicago:	(9)	C.Matthews 3, D.Jones 2, J.Peppers 2, M.Daniels 1, D.Lowry 1.
10/30	at	Atlanta:	(3)	M.Daniels 2, D.Jones 1.
11/6		Indianapolis:	(8)	M.Daniels 2, M.Hyde 2, B.Martinez 1, M.Pennel 1, J.Peppers 1, J.Ryan 1.
11/13	at	Tennessee:	(3)	N.Perry 2, B.Martinez 1.
11/20	at	Washington:	(3)	K.Clark 1, C.Matthews 1, N.Perry 1.
11/28	at	Philadelphia:	(8)	J.Peppers 2, J.Thomas 2, M.Daniels 1, D.Jones 1, C.Matthews 1, N.Perry 1.
12/4		Houston:		
12/11		Seattle:		
12/18	at	Chicago:		
12/24		Minnesota:		
1/1	at	Detroit:		

SEASON TOTALS: (66) N.Perry 14, M.Daniels 13, C.Matthews 11, J.Peppers 9, D.Jones 6, M.Hyde 3, B.Martinez 2, J.Thomas 2, K.Clark 1, K.Fackrell 1, L.Guion 1, D.Lowry 1, M.Pennel 1, J.Ryan 1.

PASSES DEFENSED (62)

9/11	at	Jacksonville:	(7)	D.Randall 2, Q.Rollins 2, H.Clinton-Dix 1, J.Ryan 1, J.Thomas 1.
9/18	at	Minnesota:	(4)	M.Burnett 1, K.Clark 1, B.Martinez 1, J.Ryan 1.
9/25		Detroit:	(7)	J.Thomas 2, L.Gunter 1, J.Hawkins 1, M.Hyde 1, N.Perry 1, D.Randall 1.
10/9		N.Y. Giants:	(8)	Q.Rollins 2, M.Burnett 1, M.Daniels 1, L.Guion 1, L.Gunter 1, J.Peppers 1, J.Thomas 1.
10/16		Dallas:	(3)	M.Burnett 2, D.Goodson 1.
10/20		Chicago:	(9)	L.Gunter 2, M.Burnett 1, M.Hyde 1, D.Jones 1, B.Martinez 1, M.Pennel 1, J.Peppers 1, N.Perry 1.
10/30	at	Atlanta:	(5)	L.Gunter 2, D.Goodson 1, B.Martinez 1, N.Perry 1.
11/6		Indianapolis:	(7)	H.Clinton-Dix 2, M.Burnett 1, K.Fackrell 1, D.Jones 1, B.Martinez 1, J.Ryan 1.
11/13	at	Tennessee:	(2)	K.Brice 1, L.Gunter 1.
11/20	at	Washington:	(5)	M.Burnett 2, L.Gunter 1, B.Martinez 1, J.Peppers 1.
11/28	at	Philadelphia:	(5)	H.Clinton-Dix 1, D.Gunter 1, N.Perry 1, D.Randall 1, Q.Rollins 1.
12/4		Houston:		
12/11		Seattle:		
12/18	at	Chicago:		
12/24		Minnesota:		
1/1	at	Detroit:		

SEASON TOTALS: (62) L.Gunter 9, M.Burnett 8, B.Martinez 5, Q.Rollins 5, H.Clinton-Dix 4, N.Perry 4, D.Randall 4, J.Thomas 4, J.Peppers 3, J.Ryan 3, D.Goodson 2, M.Hyde 2, D.Jones 2, K.Brice 1, K.Clark 1, M.Daniels 1, K.Fackrell 1, L.Guion 1, J.Hawkins 1, M.Pennel 1.

INDIVIDUAL STATISTICS, SPECIAL TEAMS

PUNTING

		J.Schum							
		No	Yds	Avg	TB	In20	Lg	Bk	Net
9/11	at Jax	4	184	46.0	0	0	56	0	42.5
9/18	at Min	5	193	38.6	0	1	44	0	38.6
9/25	Det	2	83	41.5	0	1	43	0	33.5
10/9	NYG	4	146	36.5	0	0	42	0	35.0
10/16	Dal	1	47	47.0	0	1	47	0	47.0
10/20	Chi	1	46	46.0	0	0	46	0	46.0
10/30	at Atl	3	163	54.3	1	0	58	0	38.3
11/6	Ind	4	193	48.3	0	2	65	0	47.5
11/13	at Ten	4	202	50.5	1	1	57	0	39.8
11/20	at Was	3	138	46.0	0	1	58	0	43.3
11/28	at Phi	1	43	43.0	0	1	43	0	43.0
12/4	Hou								
12/11	Sea								
12/18	at Chi								
12/24	Min								
1/1	at Det								
SEASON		32	1438	44.9	2	8	65	0	40.6
CAREER		88	3786	43.0	6	23	65	0	39.0

KICKING

		M.Crosby			Kickoffs			
		FG	PAT	Pts	No. Ret	TB	Pct	OB
9/11	at Jax	2/2	3/3	9	2	4	66.7	0
9/18	at Min	0/0	2/2	2	2	1	33.3	0
9/25	Det	2/2	4/4	10	4	3	42.9	0
10/9	NYG	3/3	2/2	11	4	1	20.0	0
10/16	Dal	3/3	1/1	10	1	3	75.0	0
10/20	Chi	2/3	2/3	8	2	4	66.7	0
10/30	at Atl	1/1	3/3	6	1	4	80.0	0
11/6	Ind	2/3	2/2	8	2	4	66.7	0
11/13	at Ten	2/2	1/2	7	1	4	80.0	1
11/20	at Was	1/2	3/3	6	2	3	60.0	0
11/28	at Phi	2/2	3/3	9	3	3	50.0	0
12/4	Hou							
12/11	Sea							
12/18	at Chi							
12/24	Min							
1/1	at Det							
SEASON		20/23	26/28	86	24	34	58.6	1
CAREER		256/319	463/469	1231	565	260	31.0	16

ADDITIONAL KICKOFFS:

ON-SIDE KICK RECOVERIES

OWN KICKS (0/2)

Failed - J.Witten vs. Dal (Oct. 16).
Failed - Out of bounds at Ten (Nov. 13).

OPPONENT KICKS (0/1)

Failed - J.Thomas at Ten (Nov. 13).

BLOCKED KICKS

PACKERS (0)

BLOCKED PUNTS

BLOCKED FIELD GOALS

BLOCKED PATs

OPPONENTS (1)

(1) vs. Chicago, Oct. 20 (A.Hicks)

KICKOFF

		T.Montgomery					J.Janis				
		No	Yds	Avg	Lg	TD	No	Yds	Avg	Lg	TD
9/11	at Jax	1	14	14.0	14	0	0	0	--	--	0
9/18	at Min	1	21	21.0	21	0	0	0	--	--	0
9/25	Det	1	24	24.0	24	0	0	0	--	--	0
10/9	NYG	1	24	24.0	24	0	1	18	18.0	18	0
10/16	Dal	2	64	32.0	40	0	0	0	--	--	0
10/20	Chi	0	0	--	--	0	1	17	17.0	17	0
10/30	at Atl			(Inactive)			0	0	--	--	0
11/6	Ind	0	0	--	--	0	0	0	--	--	0
11/13	at Ten	1	23	23.0	23	0	1	28	28.0	28	0
11/20	at Was	2	25	12.5	14	0	1	7	7.0	7	0
11/28	at Phi	1	18	18.0	18	0	0	0	--	--	0
12/4	Hou										
12/11	Sea										
12/18	at Chi										
12/24	Min										
1/1	at Det										
SEASON		10	213	21.3	40	0	4	70	17.5	28	0
CAREER		17	431	25.4	46	0	18	476	26.4	70	0

ADDITIONAL KICKOFF RETURNS: K.Davis 1-18 vs. Chi (Oct. 20); T.Davis 3-64 vs. Ind (Nov. 6); R.Rodgers 1-0 at Was (Nov. 20).

PUNT RETURNS

		M.Hyde					T.Davis						
		No	Yds	Avg	FC	Lg	TD	No	Yds	Avg	FC	Lg	TD
9/11	at Jax	0	0	--	0	--	0			(Inactive)			
9/18	at Min	0	0	--	4	--	0	0	0	--	1	--	0
9/25	Det	0	0	--	0	--	0	1	1	1.0	1	1	0
10/9	NYG	0	0	--	0	--	0	1	3	3.0	2	3	0
10/16	Dal	0	0	--	0	--	0	1	25	25.0	1	25	0
10/20	Chi	0	0	--	0	--	0	1	6	6.0	4	6	0
10/30	at Atl	0	0	--	0	--	0	2	60	30.0	0	55	0
11/6	Ind	0	0	--	0	--	0	1	8	8.0	2	8	0
11/13	at Ten	1	2	2.0	1	2	0	2	12	6.0	0	12	0
11/20	at Was	0	0	--	0	--	0	0	0	--	0	--	0
11/28	at Phi	0	0	--	0	--	0	0	0	--	0	--	0
12/4	Hou												
12/11	Sea												
12/18	at Chi												
12/24	Min												
1/1	at Det												
SEASON		1	2	2.0	5	2	0	9	115	12.8	11	55	0
CAREER		66	676	10.2	39	93t	3	9	115	12.8	11	55	0

ADDITIONAL PUNT RETURNS: R.Cobb 1-10 at Was (Nov. 20), 1-0 at Phi (Nov. 28); D.Randall 1-2 at Min (Sept. 18).

SPECIAL TEAMS FUMBLE STATISTICS

FORCED FUMBLES (0)

FUMBLE RECOVERIES (0)

DRIVE STATISTICS

PACKERS SCORING DRIVES (game-by-game)

Date	Opponent	Plays	Yards	Time	Result	Qtr	Scoring Play	Quarterback
9/11	at Jacksonville	6	29	3:05	TD	1	A.Rodgers 6 run	A.Rodgers
9/11	at Jacksonville	9	75	4:43	TD	2	A.Rodgers 6 pass to J.Nelson	A.Rodgers
9/11	at Jacksonville	5	75	0:56	TD	2	A.Rodgers 29 pass to D.Adams	A.Rodgers
9/11	at Jacksonville	13	68	4:48	FG	3	M.Crosby 25 field goal	A.Rodgers
9/11	at Jacksonville	16	73	9:14	FG	4	M.Crosby 20 field goal	A.Rodgers
9/18	at Minnesota	5	52	3:08	TD	1	A.Rodgers 1 pass to J.Nelson	A.Rodgers
9/18	at Minnesota	10	75	4:30	TD	4	A.Rodgers 10 run	A.Rodgers
9/25	vs. Detroit	8	75	3:38	TD	1	A.Rodgers 14 pass to D.Adams	A.Rodgers
9/25	vs. Detroit	4	60	1:44	TD	1	A.Rodgers 8 pass to J.Nelson	A.Rodgers
9/25	vs. Detroit	2	67	0:47	TD	2	A.Rodgers 2 pass to R.Rodgers	A.Rodgers
9/25	vs. Detroit	4	7	0:59	FG	2	M.Crosby 36 field goal	A.Rodgers
9/25	vs. Detroit	7	67	3:53	TD	2	A.Rodgers 17 pass to J.Nelson	A.Rodgers
9/25	vs. Detroit	9	47	5:09	FG	3	M.Crosby 46 field goal	A.Rodgers
10/9	vs. N.Y. Giants	16	75	8:42	TD	1	A.Rodgers 2 pass to J.Nelson	A.Rodgers
10/9	vs. N.Y. Giants	5	80	2:20	TD	2	A.Rodgers 29 pass to D.Adams	A.Rodgers
10/9	vs. N.Y. Giants	4	5	1:15	FG	2	M.Crosby 44 field goal	A.Rodgers
10/9	vs. N.Y. Giants	9	65	4:46	FG	4	M.Crosby 33 field goal	A.Rodgers
10/9	vs. N.Y. Giants	13	73	6:22	FG	4	M.Crosby 25 field goal	A.Rodgers
10/16	vs. Dallas	9	56	4:52	FG	1	M.Crosby 37 field goal	A.Rodgers
10/16	vs. Dallas	9	45	4:08	FG	2	M.Crosby 43 field goal	A.Rodgers
10/16	vs. Dallas	4	0	0:32	FG	4	M.Crosby 34 field goal	A.Rodgers
10/16	vs. Dallas	9	75	3:33	TD	4	A.Rodgers 6 pass to R.Cobb	A.Rodgers
10/20	vs. Chicago	13	53	5:19	FG	1	M.Crosby 32 field goal	A.Rodgers
10/20	vs. Chicago	10	53	1:39	FG	2	M.Crosby 40 field goal	A.Rodgers
10/20	vs. Chicago	13	85	5:19	TD	3	A.Rodgers 5 pass to D.Adams	A.Rodgers
10/20	vs. Chicago	8	88	4:40	TD	4	A.Rodgers 4 pass to D.Adams	A.Rodgers
10/20	vs. Chicago	13	74	8:33	TD	4	A.Rodgers 2 pass to R.Cobb	A.Rodgers
10/30	at Atlanta	6	75	3:33	TD	1	A.Rodgers 5 pass to J.Nelson	A.Rodgers
10/30	at Atlanta	14	75	7:35	TD	2	A.Rodgers 4 pass to G.Allison	A.Rodgers
10/30	at Atlanta	4	15	1:24	TD	2	A.Rodgers 9 pass to T.Davis	A.Rodgers
10/30	at Atlanta	4	64	0:27	FG	2	M.Crosby 29 field goal	A.Rodgers
10/30	at Atlanta	13	86	8:33	TD	4	A.Rodgers 7 pass to J.Janis	A.Rodgers
11/6	vs. Indianapolis	9	53	4:01	FG	1	M.Crosby 34 field goal	A.Rodgers
11/6	vs. Indianapolis	4	47	1:25	TD	1	A.Rodgers 26 pass to J.Nelson	A.Rodgers
11/6	vs. Indianapolis	10	65	5:38	FG	3	M.Crosby 27 field goal	A.Rodgers
11/6	vs. Indianapolis	6	75	1:55	TD	4	A.Rodgers 2 pass to D.Adams	A.Rodgers
11/6	vs. Indianapolis	7	80	1:59	TD	4	A.Rodgers 3 pass to R.Cobb	A.Rodgers
11/13	at Tennessee	9	75	4:19	TD	2	A.Rodgers 1 pass to J.Nelson	A.Rodgers
11/13	at Tennessee	8	64	4:50	FG	2	M.Crosby 29 field goal	A.Rodgers
11/13	at Tennessee	6	75	1:12	TD	2	A.Rodgers 13 pass to J.Starks	A.Rodgers
11/13	at Tennessee	10	78	4:12	TD	3	A.Rodgers 20 run	A.Rodgers
11/13	at Tennessee	11	46	5:30	FG	3	M.Crosby 38 field goal	A.Rodgers
11/20	at Washington	17	75	8:29	TD	2	A.Rodgers 13 pass to J.Nelson	A.Rodgers
11/20	at Washington	9	38	5:22	FG	2	M.Crosby 36 field goal	A.Rodgers
11/20	at Washington	6	75	2:09	TD	4	A.Rodgers 31 pass to J.Starks	A.Rodgers
11/20	at Washington	8	82	4:21	TD	4	A.Rodgers 6 pass to J.Cook	A.Rodgers
11/28	at Philadelphia	10	75	5:09	TD	1	A.Rodgers 12 pass to D.Adams	A.Rodgers
11/28	at Philadelphia	9	75	3:47	TD	2	A.Rodgers 20 pass to D.Adams	A.Rodgers
11/28	at Philadelphia	5	57	2:32	FG	3	M.Crosby 33 field goal	A.Rodgers
11/28	at Philadelphia	13	75	6:28	TD	4	A.Ripkowski 1 run	A.Rodgers
11/28	at Philadelphia	17	78	8:21	FG	4	M.Crosby 32 field goal	A.Rodgers

Scoring-Drive Length, Regular Season

Length (minus)	Packers		Opponent	
	TD	FG	TD	FG
0—9	0	0	0	0
10—19	1	0	1	1
20—29	1	0	0	2
30—39	0	1	0	2
40—49	1	3	1	7
50—59	1	5	3	8
60—69	3	5	3	1
70—79	18	3	15	0
80—89	6	0	6	0
90—99	0	0	2	0
SEASON	31	20	31	21

Possessions at a glance

Reg. Season	No.	Avg. Snaps	*3-Plays & Out	Snaps/ TD
Packers	118	6.2	21	23.5
Opponent	113	5.8	19	21.1

*—less if turnover, no first downs or score

Game-Opening Drives

Game		Packers			Opponent		
		Pts	FD	Yds	Pts	FD	Yds
9/11	at Jax	7	2	29	0	1	13
9/18	at Min	0	0	3	0	1	17
9/25	Det	7	3	75	3	4	52
10/9	NYG	7	6	75	0	1	18
10/16	Dal	3	4	56	7	5	75
10/20	Chi	3	3	53	0	0	5
10/30	at Atl	7	3	75	3	3	57
11/6	Ind	3	3	53	0	0	5
11/13	at Ten	0	0	6	7	1	80
11/20	at Was	0	0	0	0	0	-3
11/28	at Phi	7	5	75	7	6	81
12/4	Hou						
12/11	Sea						
12/18	at Chi						
12/24	Min						
1/1	at Det						
SEASON		44	29	500	27	22	400

Second-Half Opening Drives

Game		Packers			Opponent		
		Pts	FD	Yds	Pts	FD	Yds
9/11	at Jax	3	3	68	3	2	54
9/18	at Min	0	0	9	0	2	26
9/25	Det	3	3	47	7	5	77
10/9	NYG	0	0	5	0	1	14
10/16	Dal	0	2	29	3	2	47
10/20	Chi	0	0	-14	0	2	16
10/30	at Atl	0	2	20	7	6	80
11/6	Ind	0	4	42	0	0	7
11/13	at Ten	6	3	78	0	0	9
11/20	at Was	0	2	80	3	2	53
11/28	at Phi	0	1	57	0	2	30
12/4	Hou						
12/11	Sea						
12/18	at Chi						
12/24	Min						
1/1	at Det						
SEASON		12	20	421	23	24	413

DRIVE STATISTICS

YARDS-GAINED ANALYSIS, REGULAR SEASON

	1st Down			2nd Down.			3rd Down.			4th Down.			Season			By Quarter				By Half		
	Att	Yds	Avg	Att	Yds	Avg	Att	Yds	Avg	Att	Yds	Avg	Att	Yds	Avg	1st	2nd	3rd	4th	1st	2nd	OT
Packers	324	1628	5.0	241	1267	5.3	151	1030	6.8	13	89	6.8	729	4014	5.5	960	994	1070	990	1954	2060	0
Opponents	290	1702	5.9	215	1124	5.2	137	971	7.1	12	62	5.2	654	3859	5.9	925	1254	714	966	2179	1680	0

DRIVE ENGINEERING, REGULAR SEASON

QB	Drives	Drives ended by					BLK	DOWN	TO	SAF	CLK	Points Yielded
	Started	TD	FG	MFG	PUNT							
A.Rodgers	116	31	20	3	32	0	5	14	0	11	274	
B.Hundley	2	0	0	0	0	0	1	1	0	0	0	
Packers	118	31	20	3	32	0	6	15	0	11	274	
Opponents	113	31	21	1	39	0	4	10	0	7	275	

RED-ZONE EFFICIENCY

	Regular Season	
	Packers	Opponent
Times Penetrated Opponent 20	46	31
Total Scores	41	30
Touchdowns.	25	20
Field Goals-Attempts	16-18	10-10
Touchdown Percentage543	.645
Scoring Percentage891	.968
Turnovers	1	0
Downs	2	1
Missed Field Goals	2	0
Time Ran Out	0	0
Ended Not Trying To Score	0	0
Scores From Outside The 20	10	22
Touchdowns.	6	11
Field Goals	4	11

AVERAGE FIELD POSITION

	Regular Season	
	Packers	Opponent
Drives Started	118	113
Average Field Position	GB27	OPP30
Drives Started in Plus Territory.	10	9
Scores	6	5
Touchdowns.	3	2
Field Goals	3	3
Missed Field Goals	2	0
Blocked Field Goals	0	0
Punts	1	0
Turnovers	0	1
Turnover on Downs	0	0
Ran Out Clock.	1	3
Did Not Attempt to Score	1	3
Drives Started Inside Own 20.	29	21

GOAL-TO-GO SITUATIONS, REGULAR SEASON

	Summary								GTG Plays		
	Total	TD	Pct	FG	MFG	TO	CLK	DOWN	Plays	TD	Pct
Packers	23	16	.696	5	0	1	0	1	55	16	.291
Opponents	14	12	.857	2	0	0	0	0	29	12	.414

2016 SUPERLATIVES

LONGEST REGULAR-SEASON RETURNS

Packers

Type	Yards	Opp. Date	Player
Punt	55	at Atl, Oct. 30	T.Davis
Interception	44	vs. Det, Sept. 25	D.Randall
Kickoff	40	vs. Dal, Oct. 16	T.Montgomery
Kickoff	28	at Ten, Nov. 13	J.Janis
Kickoff	26	vs. Ind, Nov. 6	T.Davis

No. of returns 20-plus yards in length: 13
 No. of returns 40-plus yards in length: 3

Opponent

Type	Yards	Opp. Date	Player
Kickoff	99t	vs. Ind, Nov. 6	J.Todman
Kickoff	61	vs. Ind, Nov. 6	J.Todman
Kickoff	42	vs. NYG, Oct. 9	D.Harris
Kickoff	37	at Min, Sept. 18	C.Patterson
Kickoff	37	vs. NYG, Oct. 9	B.Rainey

No. of returns 20-plus yards in length: 19
 No. of returns 40-plus yards in length: 3

LONGEST REGULAR-SEASON PLAYS FROM SCRIMMAGE

Packers

Yards	Opp.	Play
58	at Atl	A.Rodgers to J.Nelson
50	at Phi	A.Rodgers to D.Adams
49	vs. Det	A.Rodgers to J.Nelson
47	at Was	A.Rodgers to J.Cook
47	at Was	A.Rodgers to R.Cobb

Long run:

31	vs. NYG	E.Lacy
30	vs. Chi	T.Montgomery
28	at Jax	E.Lacy
25	vs. Det	E.Lacy
25	vs. Dal	E.Lacy

No. plays 20-plus yards: 45
 No. plays 40-plus yards: 9

Opponent

Yards	Opp.	Play
75t	at Ten	D.Murray run
73t	vs. Det	M.Stafford to M.Jones
70t	at Was	K.Cousins to P.Garcon
66	at Was	R.Kelley run
53	at Was	K.Cousins to J.Crowder

Long run:

75t	at Ten	D.Murray
66	at Was	R.Kelley run
29	vs. Dal	E.Elliott
26	vs. Dal	L.Whitehead
26	at Atl	T.Ward

No. plays 20-plus yards: 47
 No. plays 40-plus yards: 11

MISCELLANEOUS

WEEKLY INACTIVES

9/11	at Jacksonville:	C.Banjo, J.Callahan, T.Davis, J.Elliott, J.Hawkins, K.Murphy, J.Pressley.
9/18	at Minnesota:	C.Banjo, J.Callahan, J.Elliott, J.Hawkins, K.Murphy, S.Shields.
9/25	Detroit:	M.Burnett, J.Callahan, L.Guion, D.Jones, C.Matthews, K.Murphy, S.Shields.
10/9	N.Y. Giants:	J.Callahan, J.Cook, K.Murphy, B.Price, D.Randall, C.Ringo, S.Shields.
10/16	Dallas:	C.Banjo, J.Cook, K.Murphy, C.Ringo, Q.Rollins, S.Shields, J.Starks.
10/20	Chicago:	J.Abbrederis, C.Banjo, J.Cook, K.Murphy, D.Randall, Q.Rollins, J.Starks.
10/30	at Atlanta:	R.Cobb, J.Cook, C.Matthews, T.Montgomery, D.Randall, Q.Rollins, J.Starks
11/6	Indianapolis:	J.Cook, C.Matthews, K.Murphy, D.Randall, C.Ringo, J.Starks, J.Tretter.
11/13	at Tennessee:	J.Cook, D.Jackson, C.Matthews, K.Murphy, D.Randall, C.Ringo, J.Tretter.
11/20	at Washington:	J.Elliott, T.Lang, C.Michael, D.Randall, C.Ringo, J.Ryan, J.Tretter.
11/28	at Philadelphia:	K.Fackrell, D.Goodson, T.Lang, B.Martinez, C.Ringo, J.Ryan, J.Tretter.
12/4	Houston:	
12/11	Seattle:	
12/18	at Chicago:	
12/24	Minnesota:	
1/1	at Detroit:	

SEASON TOTALS: K.Murphy (8), J.Cook (6), D.Randall (6), C.Ringo (6), C.Banjo (4), J.Callahan (4), C.Matthews (4), S.Shields (4), J.Starks (4), J.Tretter (4), J.Elliott (3), Q.Rollins (3), J.Hawkins (2), T.Lang (2), J.Ryan (2), J.Abbrederis (1), M.Burnett (1), R.Cobb (1), T.Davis (1), K.Fackrell (1), D.Goodson (1), L.Guion (1), D.Jackson (1), D.Jones (1), B.Martinez (1), C.Michael (1), T.Montgomery (1), J.Pressley (1), B.Price (1).

TIME SPENT IN THE LEAD

Opponent	In Lead	Packers Trailing
9/11 at Jax.....	38:05	5:39
9/18 at Min.....	10:25	30:27
9/25 Det.....	56:22	0:00
10/9 NYG.....	51:18	0:00
10/16 Dal.....	0:00	55:03
10/20 Chi.....	31:55	5:19
10/30 at Atl.....	28:29	26:12
11/6 Ind.....	0:00	59:47
11/13 at Ten.....	0:00	58:17
11/20 at Was.....	2:58	39:08
11/28 at Phi.....	51:04	0:00
12/4 Hou		
12/11 Sea		
12/18 at Chi		
12/24 Min		
1/1 at Det		
SEASON	4:30:36	4:39:52
SEASON AVG24:36	25:27

TWO-POINT CONVERSIONS

REGULAR SEASON

Packers (1-3): A.Rodgers run at Atl (Oct. 30).
Opponent (0-4):

NON-OFFENSIVE SCORES

REGULAR SEASON

Packers (0):

Opponent (2): L.Floyd fumble recovery in end zone vs. Chi, Oct. 20; J.Todman 99-yard kickoff return vs. Ind, Nov. 6.

PENALTIES AND REPLAY CHALLENGES

PENALTY STATISTICS

	Regular Season	
	Packers	Opponent
Times Penalized after Offensive Gain	14	10
Gains Wiped Out, Offensive Penalties	58	130
Touchdowns Cost	2	0
Field Goals Cost	0	0
First Downs Lost	5	5
Intentional-Grounding Penalties	0	0
Defensive Pass Interference, Times Flagged	5	8
Yards Given Up	63	245
Defensive 3rd/4th Down Flags (kept drive alive)	5	9
Kick/Punt Return Penalties	5	4
Return Yards Wiped Out	39	36

Touchdowns nullified — GREEN BAY (2): A.Rodgers 21-yard pass to R.Cobb vs. NYG (Oct. 9), A.Rodgers 3-yard pass to T.Montgomery at Was (Nov. 20).

OPPONENTS (0):

2016 REGULAR-SEASON REPLAY CHALLENGES

PACKERS (3/4)

Date, Opp.	Initial Ruling	Ruling
9/11 at Jax	Jacksonville 11 men on field	Penalty on Jax, Defensive 12 On Field, Reversed
10/20 vs. Chi	M.Barkley incomplete pass	N.Perry sacks M.Barkley for -10 yards, Reversed
10/20 vs. Chi	M.Barkley 14 pass to Z.Miller, first down	Upheld
10/30 at Atl	Atlanta 11 men on field	Penalty on Atl, Defensive 12 On Field, Reversed

OPPONENTS (2/3)

Date, Opp.	Initial Ruling	Ruling
10/20 vs. Chi	A.Rodgers 7 pass to T.Montgomery, first down	Upheld
11/28 at Phi	B.Goode downed punt at Philadelphia 1-yard line	Upheld
11/28 at Phi	A.Rodgers 2 pass to J.Cook	Incomplete Pass, Reversed

REPLAY ASSISTANT (1/4)

Last two minutes of the half, overtime, turnovers and scoring plays

Date, Opp.	Initial Ruling	Ruling
10/9 vs. NYG	E.Manning 8 pass to O.Beckham, touchdown	Upheld
10/16 vs. Dal	D.Prescott 1 pass to C.Beasley, touchdown	Upheld
10/16 vs. Dal	T.Montgomery fumbles, recovered by R.Davis	Upheld
11/20 at Was	A.Rodgers 13 pass to J.Nelson, touchdown	Upheld

2016 REGULAR-SEASON PENALTIES ACCEPTED (70)

OFFENSE (28)

Delay of Game (5) — A.Rodgers at Jax (Sept. 11), A.Rodgers at Jax (Sept. 11), A.Rodgers vs. Chi (Oct. 20), A.Rodgers at Ten (Nov. 13), A.Rodgers at Was (Nov. 20)

False Start (7) — B.Bulaga vs. Chi (Oct. 20), J.Janis vs. Chi (Oct. 20), B.Bulaga at Atl (Oct. 30), D.Bakhtiari at Ten (Nov. 13), D.Barclay at Ten (Nov. 13), J.Spriggs at Was (Nov. 20), J.Cook at Phi (Nov. 28)

Holding (12) — R.Rodgers at Min (Sept. 18), T.Lang at Min (Sept. 18), J.Tretter vs. Det (Sept. 25), B.Bulaga vs. Det (Sept. 25), D.Bakhtiari vs. NYG (Oct. 9), D.Bakhtiari vs. Ind (Nov. 6), D.Bakhtiari at Ten (Nov. 13), L.Taylor at Ten (Nov. 13), D.Barclay at Was (Nov. 20), D.Barclay at Was (Nov. 20), L.Taylor at Phi (Nov. 28), C.Linsley at Phi (Nov. 28)

Ineligible Receiver Downfield (1) — T.Lang vs. Chi (Oct. 20)

Pass Interference (2) — D.Adams at Min (Sept. 18), D.Adams vs. NYG (Oct. 9)

Unsportsmanlike Conduct (1) — J.Tretter at Min (Sept. 18)

DEFENSE (31)

Defensive 12 On Field (1) — K.Fackrell vs. Dal (Oct. 16)

Defensive Delay of Game (1) — H.Clinton-Dix at Ten (Nov. 13)

Encroachment (2) — L.Guion vs. Chi (Oct. 20), M.Daniels at Ten (Nov. 13)

Face Mask (2) — K.Brice at Atl (Oct. 30), J.Peppers at Phi (Nov. 28)

Holding (3) — M.Burnett at Jax (Sept. 11), L.Guion vs. Dal (Oct. 16), K.Brice vs. Ind (Nov. 6)

Illegal Use of Hands (1) — D.Jones vs. Dal (Oct. 16)

Neutral-Zone Infraction (3) — M.Daniels vs. Ind (Nov. 6), N.Perry at Phi (Nov. 28), N.Perry at Phi (Nov. 28),

Offside (5) — M.Daniels at Jax (Sept. 11), C.Matthews vs. Dal (Oct. 16), D.Jones vs. Chi (Oct. 20), K.Fackrell at Atl (Oct. 30), J.Peppers vs. Ind (Nov. 6)

Pass Interference (5) — M.Burnett at Jax (Sept. 11), D.Randall at Min (Sept. 18), D.Goodson vs. Dal (Oct. 16), M.Hyde vs. Chi (Oct. 20), L.Gunter at Atl (Oct. 30)

Roughing the Passer (3) — M.Daniels at Min (Sept. 18), D.Jones at Atl (Oct. 30), M.Daniels at Was (Nov. 20)

Unnecessary Roughness (3) — L.Guion at Ten (Nov. 13), H.Clinton-Dix at Ten (Nov. 13), D.Jones at Was (Nov. 20)

Unsportsmanlike Conduct (2) — N.Perry vs. Det (Sept. 25), M.Daniels at Ten (Nov. 13)

SPECIAL TEAMS (11)

False Start (1) — J.Spriggs vs. Chi (Oct. 20)

Holding (3) — T.Montgomery vs. NYG (Oct. 9), J.Hawkins vs. NYG (Oct. 9), J.Janis at Phi (Nov. 28)

Illegal Block Above the Waist (1) — M.Evans vs. Det (Sept. 25)

Illegal Formation (1) — Team (Oct. 20)

Offside on Free Kick (3) — K.Brice vs. NYG (Oct. 9), K.Brice at Atl (Oct. 30), Team at Ten (Nov. 13)

Unsportsmanlike Conduct (2) — J.Janis vs. NYG (Oct. 9), K.Fackrell at Ten (Nov. 13)

TURNOVER STATISTICS AND NOTES

TURNOVER ANALYSIS

	Packers Take			Packers Give			Diff	Cum	NFC Rank	NFL Rank
	Int	Fum	Tot	Int	Fum	Tot				
Jax	1	0	1	0	0	0	+1	+1	4t	5t
Min	0	1	1	1	2	3	-2	-1	11t	19t
DET	1	0	1	0	0	0	+1	0	8t	14t
BYE	-	-	-	-	-	-	-	0	9	17
NYG	0	1	1	2	0	2	-1	-1	9t	18t
DAL	1	1	2	1	3	4	-2	-3	13	24t
CHI	2	0	2	0	1	1	+1	-2	10t	19t
Atl	0	0	0	0	0	0	0	-2	10t	19t
IND	2	0	2	1	0	1	+1	-1	10	18t
Ten	0	0	0	2	1	3	-3	-4	13	25
Was	0	0	0	1	1	2	-2	-6	14t	27t
Phi	1	0	1	0	0	0	+1	-5	12t	23t
HOU										
SEA										
Chi										
MIN										
Det										
Total	8	3	11	8	8	16				

HOME GAMES UPPERCASED IN BOLD

Regular-Season Takeaway Breakdown

	Packers	Opponent
Total	11	16
Interceptions	8	8
Fumble Rec.	3	8
Muffed Punt Rec.	0	0
Points off Turnovers	29	30
Touchdowns	2	3
Field Goals	5	3
Didn't attempt score	1	1

REGULAR-SEASON TOUCHDOWN RETURNS

Packers (0):

Opponent (1): L.Floyd fumble recovery in end zone vs.Chi, Oct. 20.

2016 RECORD WHEN...

When...	Record
+4 turnover margin	0-0
+3 turnover margin	0-0
+2 turnover margin	0-0
+1 turnover margin	4-1
even turnover margin	0-1
-1 turnover margin	1-1
-2 turnover margin	0-2
-3 turnover margin	0-1
-4 turnover margin	0-0
recording 0 takeaways	0-3
recording 1 takeaway	4-1
recording 2 takeaways	1-2
recording 3 takeaways	0-0
recording 4 takeaways	0-0
recording 5 takeaways	0-0
recording 0 giveaways	3-1
recording 1 giveaway	1-1
recording 2 giveaways	1-1
recording 3 giveaways	0-2
recording 4 giveaways	0-1
recording 5 giveaways	0-0
recording 0 interceptions	1-4
recording 1 interception	3-1
recording 2 interceptions	1-1
recording 3 interceptions	0-0
recording 4 interceptions	0-0
surrendering 0 interceptions	4-1
surrendering 1 interception	0-4
surrendering 2 interceptions	1-1
surrendering 3 interceptions	0-0
recovering 0 fumbles	4-4
recovering 1 fumble	1-2
recovering 2 fumbles	0-0
recovering 3 fumbles	0-0
losing 0 fumbles	4-2
losing 1 fumble	1-2
losing 2 fumbles	0-1
losing 3 fumbles	0-1

TAKEAWAY SUMMARY (11)

9/11	at Jacksonville:	J.Thomas (interception).
9/18	at Minnesota:	R.Cobb (fumble recovery).
9/25	Detroit:	D.Randall (interception).
10/9	N.Y. Giants:	K.Clark (fumble recovery).
10/16	Dallas:	M.Burnett (interception), J.Thomas (fumble recovery).
10/20	Chicago:	B.Martinez (interception), N.Perry (interception).
10/30	at Atlanta:	None.
11/6	Indianapolis:	H.Clinton-Dix (2 interceptions).
11/13	at Tennessee:	None.
11/20	at Washington:	None.
11/28	at Philadelphia:	H.Clinton-Dix (interception).
12/4	Houston:	
12/11	Seattle:	
12/18	at Chicago:	
12/24	Minnesota:	
1/1	at Detroit:	

SEASON TOTALS: H.Clinton-Dix 3 (3 interceptions), J.Thomas 2 (fumble recovery, interception), M.Burnett 1 (interception), K.Clark 1 (fumble recovery), R.Cobb 1 (fumble recovery), B.Martinez 1 (interception), N.Perry 1 (interception), D.Randall 1 (interception).

Note: Only fumbles lost are credited. Fumbles in which the team maintained possession are not included.

GIVEAWAY SUMMARY (16)

9/11	at Jacksonville:	None.
9/18	at Minnesota:	A.Rodgers (fumble, interception), D.Adams (fumble).
9/25	Detroit:	None.
10/9	N.Y. Giants:	A.Rodgers (2 interceptions).
10/16	Dallas:	A.Rodgers (fumble, interception), T.Montgomery (fumble), J.Nelson (fumble).
10/20	Chicago:	A.Rodgers (fumble).
10/30	at Atlanta:	None.
11/6	Indianapolis:	A.Rodgers (interception).
11/13	at Tennessee:	A.Rodgers (2 interceptions), T.Davis (fumble).
11/20	at Washington:	J.Cook (fumble), B.Hundley (interception).
11/28	at Philadelphia:	None.
12/4	Houston:	
12/11	Seattle:	
12/18	at Chicago:	
12/24	Minnesota:	
1/1	at Detroit:	

SEASON TOTALS: A.Rodgers 10 (7 interceptions, 3 fumbles), D.Adams 1 (fumble), J.Cook 1 (fumble), T.Davis 1 (fumble), B.Hundley 1 (interception), T.Montgomery 1 (fumble), J.Nelson 1 (fumble).

Note: Only fumbles lost are credited. Fumbles in which the team maintained possession are not included.

TAKEAWAY POINTS

Packers Regular Season (29)

Date	Opp.	Turnover	Result	Points
9/11	at Jax	Interception	TD	7
9/25	vs. Det	Interception	FG	3
10/9	vs. NYG	Fumble	FG	3
10/16	vs. Dal	Fumble	FG	3
10/16	vs. Dal	Interception	FG	3
11/6	vs. Ind	Interception	TD	7
11/28	at Phi	Interception	FG	3

Opponent Regular Season (30)

Date	Opp.	Turnover	Result	Points
10/9	vs. NYG	Interception	FG	3
10/16	vs. Dal	Interception	FG	3
10/20	vs. Chi	Fumble	TD	7
11/13	at Ten	Fumble	TD	7
11/13	at Ten	Interception	FG	3
11/20	at Was	Fumble	TD	7

REGULAR-SEASON PLAYER PARTICIPATION

NFL WEEK Player	1	2	3	5	6	7	8	9	10	11	12	13	14	15	16	17	— Season Totals —			
	at JAX	at MIN	DET	NYG	DAL	CHI	at ATL	IND	at TEN	at WAS	at PHI	HOU	SEA	at CHI	MIN	at DET	GP	GS	DNP	INA
Abbrederis, Jared	SUB	SUB	SUB	SUB	SUB	INA	-	-	-	-	-	-	-	-	-	-	5	0	0	1
Adams, Davante	3WR	3WR	SUB	3WR	3WR	3WR	WR	WR	3WR	3WR	3WR	-	-	-	-	-	11	10	0	0
Allison, Geronimo	PS	PS	PS	PS	PS	PS	SUB	SUB	SUB	SUB	SUB	SUB	-	-	-	-	5	0	0	0
Bakhtiari, David	LT	LT	LT	LT	LT	LT	LT	LT	LT	LT	LT	LT	-	-	-	-	11	11	0	0
Banjo, Chris	INA	INA	SUB	SUB	INA	INA	IR	-	-	-	-	-	-	-	-	-	2	0	0	4
Barclay, Don	SUB	SUB	SUB	SUB	SUB	SUB	SUB	SUB	SUB	RG	SUB	-	-	-	-	-	11	1	0	0
Bradford, Carl	PS	PS	PS	PS	PS	PS	PS	PS	PS	SUB	SUB	SUB	-	-	-	-	2	0	0	0
Brice, Kentrell	SUB	SUB	SUB	SUB	SUB	SUB	SUB	SUB	SUB	SUB	SUB	SUB	-	-	-	-	11	0	0	0
Bulaga, Bryan	RT	RT	RT	RT	RT	RT	RT	RT	RT	RT	RT	RT	-	-	-	-	11	11	0	0
Burks, Brandon	-	-	-	-	-	-	-	PS	-	-	-	-	-	-	-	-	0	0	0	0
Burnett, Morgan	SS	SS	INA	SS	SS	SS	SS	SS	SS	SS	SS	SS	-	-	-	-	10	10	0	1
Cajuste, Devon	PS	PS	PS	PS	PS	PS	PS	PS	PS	PS	PS	PS	-	-	-	-	0	0	0	0
Callahan, Joe	INA	INA	INA	INA	-	-	-	-	-	-	-	-	-	-	-	-	0	0	0	4
Clark, Kenny	SUB	SUB	NT	SUB	DE	SUB	SUB	SUB	SUB	SUB	SUB	SUB	-	-	-	-	11	2	0	0
Clinton-Dix, Ha Ha	FS	FS	FS	FS	FS	FS	FS	FS	FS	FS	FS	FS	-	-	-	-	11	11	0	0
Cobb, Randall	WR	WR	WR	WR	WR	WR	WR	INA	SUB	WR	WR	WR	-	-	-	-	10	9	0	1
Cook, Jared	TE	TE	SUB	INA	INA	INA	INA	INA	INA	TE	SUB	-	-	-	-	-	5	3	0	6
Crockett, John	IR	IR	IR	IR	IR	IR	IR	IR	IR	IR	IR	IR	-	-	-	-	0	0	0	0
Crosby, Mason	SUB	SUB	SUB	SUB	SUB	SUB	SUB	SUB	SUB	SUB	SUB	SUB	-	-	-	-	11	0	0	0
Daniel, Robertson	-	-	PS	-	-	-	-	-	-	-	-	-	-	-	-	-	0	0	0	0
Daniels, Mike	DT	DT	DT	DT	DT	DT	DT	DT	DT	DT	DT	DT	-	-	-	-	11	11	0	0
Davis, Knile	-	-	-	-	-	SUB	SUB	-	-	-	-	-	-	-	-	-	2	0	0	0
Davis, Trevor	INA	SUB	SUB	SUB	SUB	SUB	SUB	SUB	SUB	SUB	SUB	SUB	-	-	-	-	10	0	0	1
Dorleant, Makinton	IR	IR	IR	IR	IR	IR	IR	IR	IR	IR	IR	IR	-	-	-	-	0	0	0	0
Elliott, Jayrone	INA	INA	SUB	SUB	SUB	SUB	SUB	SUB	SUB	SUB	INA	SUB	-	-	-	-	8	0	0	3
Evans, Marwin	SUB	SUB	SUB	SUB	SUB	SUB	SUB	SUB	SUB	SUB	SUB	SUB	-	-	-	-	11	0	0	0
Fackrell, Kyler	SUB	SUB	SUB	SUB	SUB	SUB	SUB	SUB	SUB	SUB	SUB	INA	-	-	-	-	10	0	0	1
Flores, Jacob	-	-	-	-	-	-	PS	PS	PS	PS	PS	PS	-	-	-	-	0	0	0	0
Gilbert, Reggie	PS	PS	PS	PS	PS	PS	PS	PS	PS	PS	PS	PS	-	-	-	-	0	0	0	0
Goode, Brett	SUB	SUB	SUB	SUB	SUB	SUB	SUB	SUB	SUB	SUB	SUB	SUB	-	-	-	-	11	0	0	0
Goodson, Demetri	SUS	SUS	SUS	SUS	SUB	LCB	LCB	SUB	SUB	LCB	INA	-	-	-	-	-	6	3	0	1
Guion, Letroy	NT	NT	INA	NT	NT	NT	NT	NT	NT	NT	NT	NT	-	-	-	-	10	10	0	1
Gunter, LaDarius	SUB	RCB	RCB	RCB	RCB	RCB	RCB	RCB	RCB	RCB	RCB	RCB	-	-	-	-	11	10	0	0
Hawkins, Josh	INA	INA	SUB	SUB	SUB	SUB	SUB	SUB	SUB	SUB	SUB	SUB	-	-	-	-	9	0	0	2
Hundley, Brett	DNP	DNP	DNP	DNP	DNP	DNP	DNP	DNP	SUB	SUB	DNP	-	-	-	-	-	2	0	9	0
Hyde, Micah	SUB	SUB	SS	3CB	3S	3CB	RCB	3CB	SUB	3CB	3CB	-	-	-	-	-	11	8	0	0
Jackson, Don	PS	PS	PS	PS	PS	SUB	RB	SUB	INA	IR	IR	-	-	-	-	-	3	1	0	1
Janis, Jeff	SUB	SUB	SUB	SUB	SUB	SUB	SUB	3WR	SUB	SUB	SUB	-	-	-	-	-	11	1	0	0
Jones, Datone	SUB	SUB	INA	SUB	SUB	SUB	SUB	SUB	SUB	DE	SUB	SUB	-	-	-	-	10	1	0	1
Kerridge, Joe	-	-	-	PS	PS	PS	PS	PS	SUB	SUB	SUB	-	-	-	-	-	3	0	0	0
Kuder, Tyler	IR	IR	IR	IR	IR	IR	IR	IR	-	-	-	-	-	-	-	-	0	0	0	0
Lacy, Eddie	RB	RB	RB	RB	RB	RB	IR	IR	IR	IR	IR	IR	-	-	-	-	5	5	0	0
Lang, T.J.	RG	RG	RG	RG	RG	RG	RG	RG	RG	INA	INA	-	-	-	-	-	9	9	0	2
Linsley, Corey	PUP	PUP	PUP	PUP	PUP	PUP	PUP	C	C	C	C	-	-	-	-	-	4	4	0	0
Lowry, Dean	SUB	SUB	SUB	SUB	SUB	SUB	SUB	SUB	SUB	SUB	DNP	-	-	-	-	-	10	0	1	0
Martinez, Blake	ILB	ILB	ILB	ILB	SUB	ILB	ILB	ILB	ILB	ILB	ILB	INA	-	-	-	-	10	9	0	1
Mathews, Derrick	-	-	-	-	-	-	-	-	-	-	PS	-	-	-	-	-	0	0	0	0
Mathews, Clay	LOLB	ROLB	INA	ROLB	ILB	ROLB	INA	INA	INA	ROLB	ILB	-	-	-	-	-	7	7	0	4
Michael, Christine	-	-	-	-	-	-	-	-	-	INA	SUB	-	-	-	-	-	1	0	0	1
Montgomery, Ty	SUB	SUB	SUB	SUB	SUB	RB	INA	RB	SUB	SUB	SUB	-	-	-	-	-	10	2	0	1
Muir, Blake	PS	PS	PS	PS	PS	-	-	-	-	-	-	-	-	-	-	-	0	0	0	0
Murphy, Kyle	INA	INA	INA	INA	INA	INA	DNP	INA	INA	SUB	SUB	-	-	-	-	-	2	0	1	8
Nelson, Jordy	WR	WR	WR	WR	WR	WR	WR	WR	WR	WR	WR	WR	-	-	-	-	11	11	0	0
Patrick, Lucas	PS	PS	PS	PS	PS	PS	PS	PS	PS	PS	PS	PS	-	-	-	-	0	0	0	0
Pennel, Mike	SUS	SUS	SUS	SUS	SUB	SUB	SUB	SUB	SUB	SUB	SUB	-	-	-	-	-	7	0	0	0
Peppers, Julius	SUB	SUB	LOLB	SUB	SUB	SUB	LOLB	ROLB	ROLB	SUB	LOLB	-	-	-	-	-	11	6	0	0
Perillo, Justin	SUB	SUB	SUB	SUB	SUB	SUB	2TE	SUB	SUB	-	-	-	-	-	-	-	9	1	0	0
Perry, Nick	ROLB	LOLB	ROLB	LOLB	ROLB	LOLB	ROLB	LOLB	LOLB	LOLB	ROLB	-	-	-	-	-	11	11	0	0
Presley, Jhurrell	INA	-	-	-	-	-	-	-	-	-	-	-	-	-	-	-	0	0	0	1
Price, Brian	PS	PS	SUB	INA	-	PS	PS	PS	PS	PS	PS	PS	-	-	-	-	1	0	0	1
Randall, Damarious	LCB	LCB	LCB	INA	LCB	INA	INA	INA	INA	INA	LCB	-	-	-	-	-	5	5	0	6
Ringo, Christian	SUB	SUB	SUB	INA	INA	SUB	SUB	INA	INA	INA	INA	-	-	-	-	-	5	0	0	6
Ripkowski, Aaron	SUB	SUB	FB	SUB	FB	SUB	SUB	FB	SUB	SUB	FB	-	-	-	-	-	11	4	0	0
Rodgers, Aaron	QB	QB	QB	QB	QB	QB	QB	QB	QB	QB	QB	-	-	-	-	-	11	11	0	0
Rodgers, Richard	SUB	SUB	TE	TE	SUB	TE	TE	SUB	TE	SUB	SUB	-	-	-	-	-	11	5	0	0
Rollins, Quinten	3CB	3CB	3CB	LCB	INA	INA	INA	LCB	LCB	SUB	SUB	-	-	-	-	-	8	6	0	3
Ryan, Jake	ILB	ILB	ILB	ILB	SUB	ILB	ILB	ILB	SUB	INA	INA	-	-	-	-	-	9	7	0	2
Sandland, Beau	-	-	-	-	-	-	-	-	PS	PS	PS	-	-	-	-	-	0	0	0	0
Schum, Jacob	SUB	SUB	SUB	SUB	SUB	SUB	SUB	SUB	SUB	SUB	SUB	-	-	-	-	-	11	0	0	0
Shields, Sam	RCB	INA	INA	INA	INA	IR	IR	IR	IR	IR	IR	-	-	-	-	-	1	1	0	4
Springgs, Jason	SUB	SUB	SUB	SUB	SUB	SUB	SUB	SUB	SUB	SUB	RG	-	-	-	-	-	11	1	0	0
Starks, James	SUB	SUB	SUB	SUB	INA	INA	INA	INA	RB	RB	RB	-	-	-	-	-	7	3	0	4
Steuck, Kyle	IR	-	-	-	-	-	-	-	-	-	-	-	-	-	-	-	0	0	0	0
Stewart, Dez	-	-	-	-	-	-	PS	PS	PS	PS	PS	-	-	-	-	-	0	0	0	0
Taylor, Lane	LG	LG	LG	LG	LG	LG	LG	LG	LG	LG	LG	LG	-	-	-	-	11	11	0	0
Thomas, Joe	SUB	SUB	SUB	SUB	SUB	SUB	SUB	SUB	SUB	ILB	ILB	-	-	-	-	-	11	3	0	0
Tretter, JC	C	C	C	C	C	C	C	INA	INA	INA	INA	-	-	-	-	-	7	7	0	4
Waters, Herb	PS	PS	PS	PS	PS	PS	PS	PS	PS	PS	PS	-	-	-	-	-	0	0	0	0
Whitehead, Jermaine	PS	PS	PS	PS	PS	PS	SUB	SUB	PS	PS	PS	-	-	-	-	-	2	0	0	0

STARTERS IN BOLD AT POSITION; DNP — Did not play; INA — Inactive; IR — Injured reserve; PS — Practice squad; PUP — Reserve/Physically Unable to Perform; SUB — Substitute; SUS — Reserve/Suspended; 2TE — Started as second tight end; 3CB — Started as third cornerback; 3S — Started as third safety; 3WR — Started as third wide receiver.

SEASON-HIGHS/W-L BREAKDOWN

INDIVIDUAL

Longest Scoring Run — 20, A.Rodgers, Nov. 13 at Tennessee
 Longest Non-Scoring Run — 31, E.Lacy, Oct. 9 vs. N.Y. Giants

Longest Scoring Pass — 31, A.Rodgers to J.Starks, Nov. 20 at Washington
 Longest Non-Scoring Pass — 58, A.Rodgers to J.Nelson, Oct. 30 at Atlanta

Longest Kickoff Return — 40, T.Montgomery, Oct. 16 vs. Dallas
 Longest Punt Return — 55, T.Davis, Oct. 30 at Atlanta
 Longest Interception Return — 44, D.Randall, Sept. 25 vs. Detroit
 Longest Fumble Return — 6, J.Thomas, Oct. 16 vs. Dallas

Longest Punt — 65, J.Schum, Nov. 6 vs. Indianapolis

Longest Field Goal — 46, M.Crosby, Sept. 25 vs. Detroit
 Most Field Goals Attempted — 3, three times, most recently M.Crosby, Oct. 20 vs. Chicago
 Most Field Goals Made — 3, twice, most recently M.Crosby, Oct. 16 vs. Dallas

Most Touchdowns — 2, three times, most recently D.Adams, Nov. 28 at Philadelphia
 Most Rushing Attempts — 17, three times, most recently J.Starks, Nov. 28 at Philadelphia
 Most Rushing Yards — 103, E.Lacy, Sept. 25 vs. Detroit

Most Passing Attempts — 56, A.Rodgers, Oct. 20 vs. Chicago
 Most Completions — 39, A.Rodgers, Oct. 20 vs. Chicago
 Most Passing Yards — 371, A.Rodgers, Nov. 13 at Tennessee
 Most Touchdown Passes — 4, twice, most recently A.Rodgers, Oct. 30 at Atlanta

Most Receptions — 13, D.Adams, Oct. 20 vs. Chicago
 Most Receiving Yards — 156, D.Adams, Nov. 13 at Tennessee

Most Total Yards from Scrimmage — 156, D.Adams, Nov. 13 at Tennessee

Most Defensive Interceptions — 2, H.Clinton-Dix, Nov. 6 vs. Indianapolis
 Most Tackles — 10, four times, most recently B.Martinez, Nov. 13 at Tennessee
 Most Solo Tackles — 10, twice, most recently J.Ryan, Oct. 30 at Atlanta
 Most Sacks — 2.0, N.Perry, Sept. 25 vs. Detroit
 Most Passes Defensed — 2, nine times, most recently M.Burnett, Nov. 20 at Washington

TEAM

Offensive Most...

First Downs — 32, Oct. 20 vs. Chicago
 Rushing Attempts — 32, Oct. 9 vs. N.Y. Giants
 Rushing Yards — 147, Oct. 9 vs. N.Y. Giants
 Pass Attempts — 56, Oct. 20 vs. Chicago
 Completions — 39, Oct. 20 vs. Chicago
 TDs Thrown — 4, twice, most recently Oct. 30 at Atlanta
 Ints. Thrown — 2, twice, most recently Nov. 13 at Tennessee
 Net Passing Yards — 340, Nov. 20 at Washington
 Offensive Plays — 81, Oct. 20 vs. Chicago
 Total Offense — 424, Nov. 20 at Washington
 Time of Possession — 39:36, Oct. 20 vs. Chicago
 Turnovers — 4, Oct. 16 vs. Dallas
 Fumbles — 5, Oct. 16 vs. Dallas
 Fumbles Lost — 3, Oct. 16 vs. Dallas

Longest Scoring Drives

Plays — 17, twice, most recently Nov. 28 at Philadelphia
 Yards — 88, Oct. 20 vs. Chicago
 Time — 9:14, Sept. 11 at Jacksonville

Shortest Scoring Drives

Plays — 2, Sept. 25 vs. Detroit
 Yards — 0, Oct. 16 vs. Dallas
 Time — 0:27, Oct. 30 at Atlanta

Defensive Fewest...

First Downs Allowed — 13, Oct. 20 vs. Chicago
 Rushing Att. Allowed — 15, Oct. 9 vs. N.Y. Giants
 Rushing Yards Allowed — 30, Sept. 18 at Minnesota
 Pass Att. Allowed — 26, Oct. 20 vs. Chicago
 Pass Comp. Allowed — 10, Oct. 20 vs. Chicago
 Net Passing Yards Allowed — 120, Oct. 20 vs. Chicago
 Total Plays Allowed — 45, Oct. 20 vs. Chicago
 Total Yards Allowed — 189, Oct. 20 vs. Chicago

Defensive Most...

Takeaways — 2, three times, most recently Nov. 6 vs. Indianapolis
 Interceptions — 2, twice, most recently Nov. 6 vs. Indianapolis
 Fumbles Forced — 2, twice, most recently Oct. 16 vs. Dallas
 Fumbles Recovered — 1, three times, most recently, Oct. 16 vs. Dallas
 Passes Defensed — 9, Oct. 20 vs. Chicago
 Sacks — 4, three times, most recently Nov. 28 at Philadelphia

	2016 regular season...			2015 regular season...			2014 regular season...			1992-present...		
	Home	Road	Overall	Home	Road	Overall	Home	Road	Overall	Home	Road	Overall
Overall	3-2	2-4	5-6	5-3	5-3	10-6	8-0	4-4	12-4	149-47-1	100-98	249-145-1
On Grass	3-2	2-2	5-4	5-3	4-3	9-6	8-0	3-0	11-0	149-47-1	57-39	206-86-1
On Artificial Surfaces	0-0	0-2	0-2	0-0	1-0	1-0	0-0	1-4	1-4	0-0	43-61	43-61
In Open-Air Stadiums	3-2	2-2	5-4	5-3	4-2	9-5	8-0	4-2	12-2	149-47-1	65-61	214-108-1
In Indoor Stadiums	0-0	0-2	0-2	0-0	1-1	1-1	0-0	0-2	0-2	0-0	35-37	35-37
vs. Division Opponents	2-0	0-1	2-1	0-3	3-0	3-3	3-0	2-1	5-1	66-17-1	46-37	112-54-1
vs. NFC	3-1	1-3	4-4	3-3	4-2	7-5	6-0	3-3	9-3	115-32-1	76-72	191-104-1
vs. AFC	0-1	1-1	1-2	2-0	1-1	3-1	2-0	1-1	3-1	34-15	24-26	58-41
When scoring first	3-0	2-1	5-1	5-2	3-0	8-2	7-0	3-2	10-2	107-19-1	61-36	167-55-1
When Opponent scored first	0-2	0-3	0-5	0-1	2-3	2-4	1-0	1-2	2-2	41-28	39-62	80-90
In overtime	0-0	0-0	0-0	0-0	0-0	0-0	0-0	0-0	0-0	5-3-1	1-5	6-8-1
When leading after first quarter	3-0	0-1	3-1	5-2	3-1	8-3	6-0	3-1	9-1	92-14-1	53-24	144-38-1
When leading at halftime	3-0	2-1	5-1	5-0	3-0	8-0	7-0	4-0	11-0	118-9	79-27	196-36
When leading after third quarter	3-0	2-0	5-0	4-0	4-0	8-0	8-0	4-0	12-0	124-5	90-22	213-27
When trailing after first quarter	0-2	0-3	0-5	0-0	1-2	1-2	1-0	0-1	1-1	26-24	18-47	44-71
When trailing at halftime	0-2	0-3	0-5	0-2	2-3	2-5	1-0	0-1	1-1	22-32-1	18-61	40-93-1
When trailing after third quarter	0-2	0-4	0-6	1-3	1-3	2-6	0-0	0-4	0-4	16-39-1	7-75	23-114-1
When tied at halftime	0-0	0-0	0-0	0-1	0-0	0-1	0-0	0-2	0-2	9-6	3-9	12-15
On Thursday	1-0	0-0	1-0	0-1	1-0	1-1	1-0	0-1	1-1	5-1	5-7	10-8
On Friday	0-0	0-0	0-0	0-0	0-0	0-0	0-0	0-0	0-0	0-0	1-0	1-0
On Saturday	0-0	0-0	0-0	0-0	0-0	0-0	0-0	0-0	0-0	1-0	2-0	3-0
On Sunday/Early Games	1-0	1-1	2-1	1-1	1-1	2-2	1-0	4-2	5-2	91-25-1	46-47	137-72-1
On Sunday/Late Afternoon Games	0-2	0-1	0-3	2-0	3-1	5-1	4-0	0-0	4-0	27-13	23-22	50-35
On Sunday/Night Games	1-0	0-2	1-2	1-1	0-1	1-2	1-0	0-1	1-1	13-3	10-7	23-10
On Monday	0-0	1-0	1-0	1-0	0-0	1-0	1-0	0-0	1-0	12-6	12-13	24-19
When Packers had 100-yard rusher	1-0	0-0	1-0	2-1	1-0	3-1	2-0	1-0	3-0	39-10-1	29-9	68-19-1
When Packers had 100-yard receiver	3-0	1-2	4-2	2-1	2-0	4-1	6-0	3-1	9-1	72-16	44-34	116-50
When Packers had 300-yard passer	1-0	1-2	2-2	1-1	0-1	1-2	5-0	2-1	7-1	37-13	32-22	69-35
When Opponent had 100-yard rusher	0-1	0-2	0-3	2-0	1-1	3-1	0-0	1-2	1-2	25-21-1	20-30	45-51-1
When Opponent had 100-yard receiver	1-0	0-3	1-3	2-0	2-2	4-2	4-0	1-0	5-0	47-16	28-37	75-53
When Opponent had 300-yard passer	1-0	1-1	2-1	1-0	0-1	1-1	2-0	0-1	2-1	24-7	16-20	40-27

TRANSACTIONS BY DATE

1/5	Signed DT William Campbell to the practice squad; Placed DE B.J. McBryde on the practice squad injured list; Signed QB Ryan Williams (reserve/future)		RB Brandon Burks, FB Alstevs Squirewell and G Cory Tucker; Released DT Josh Boyd, DT William Campbell, TE David Grinnage, WR Dennis Parks and T Jeremy Vujnovich		Daniel, CB Warren Gatewood, LB Reggie Gilbert, LS Rick Lovato, G Lucas Patrick, TE Casey Pierce, DT Brian Price, RB Brandon Ross, G Josh Sittton, FB Alstevs Squirewell, G Josh Walker, WR Herb Waters, S Jermaine Whitehead, QB Marquise Williams; Placed DT Tyler Kuder and C Kyle Steuck on injured reserve; Placed C Corey Linsley on reserve/physically unable to perform; Placed CB Demetri Goodson and DT Mike Pennel on reserve/suspended		Traded for RB Knile Davis from Kansas City Chiefs; Placed CB Sam Shields on injured reserve
1/15	Signed CB Robertson Daniel to the active roster from the practice squad; Placed TE Andrew Quarless on injured reserve	5/10	Signed S Marwin Evans			10/20	Signed RB Don Jackson to the active roster; Placed RB Eddie Lacy in injured reserve
1/18	Signed LB Carl Bradford, DT William Campbell, TE Mitchell Henry, WR Jamel Johnson, DT Christian Ringo, G Matt Rotheram, T Jeremy Vujnovich and WR Ed Williams	5/12	Signed LB Kyler Fackrell			10/24	Signed WR Geronimo Allison and S Jermaine Whitehead to the active roster; Signed WR Dez Stewart to the practice squad; Placed WR Jared Abbrederis and S Chris Banjo on injured reserve
1/19	Signed DE B.J. McBryde	5/18	Signed S Jermaine Whitehead			10/25	Signed CB Keith Baxter to the practice squad
2/12	Re-signed DT Letroy Guion	5/25	Released G/T Vince Kowalski			10/26	Signed C Jacob Flores to the practice squad
3/2	Re-signed K Mason Crosby	5/26	Signed QB Marquise Williams; Released QB Ryan Williams			10/27	Released WR Jared Abbrederis and CB Keith Baxter
3/8	Re-signed G Lane Taylor	6/1	Released QB Ryan Williams			10/31	Released RB Knile Davis and S Chris Banjo
3/11	Re-signed LB Nick Perry; Signed G/T Vince Kowalski	6/17	Signed DT Kenny Clark	9/5	Signed LS Brett Goode; Claimed RB Jhurrell Pressley off waivers from Minnesota Vikings; Placed CB Makinton Dorleant on injured reserve; Released RB Brandon Burks; Signed WR Geronimo Allison, LB Carl Bradford, LB Beniquez Brown, LB Reggie Gilbert, RB Don Jackson, G Blake Muir, G Lucas Patrick DT Brian Price, WR Herb Waters and S Jermaine Whitehead to the practice squad	11/2	Signed RB Brandon Burks to the practice squad
3/14	Signed DE Ray Drew	7/13	Signed RB Brandon Ross			11/5	Activated C Corey Linsley from reserve/physically unable to perform
3/22	Re-signed RB James Starks	7/20	Signed CB Warren Gatewood			11/7	Signed FB Joe Kerridge to active roster; Released S Jermaine Whitehead
3/28	Signed TE Jared Cook	7/25	Released RB Don Jackson and DE B.J. McBryde			11/8	Released DT Tyler Kuder
4/8	Released LB Nate Palmer	7/28	Signed WR Harvey Binford			11/11	Signed TE Beau Sandland to the practice squad; Released RB Brandon Burks
4/18	Re-signed T/G Don Barclay; Signed LB Lerenté McCray	8/2	Signed LB Derrick Mathews			11/16	Claimed RB Christine Michael off waivers from Seattle Seahawks; Placed RB Don Jackson on injured reserve
4/25	Released DE Ray Drew	8/9	Signed LS Jesse Schmitt; Released LB Manoa Pikula			11/19	Signed LB Carl Bradford to active roster; Released TE Justin Perillo
5/6	Signed WR Geronimo Allison, S Kentrell Brice, LB Beniquez Brown, QB Joe Callahan, CB Makinton Dorleant, C Jacob Flores, LB Reggie Gilbert, TE David Grinnage, CB Josh Hawkins, RB Don Jackson, T Josh James, CB Randall Jette, DT Tyler Kuder, P Peter Mortell, WR Dennis Parks, LB Manoa Pikula, DT Brian Price, WR Devonte Robinson and WR Herb Waters	8/22	Signed C Kyle Steuck; Placed LS Jesse Schmitt on injured reserve			11/23	Signed LB Derrick Mathews to the practice squad
5/6	Signed LB Blake Martinez, DE Dean Lowry, WR Trevor Davis and T Kyle Murphy	8/23	Released G Matt Rotheram and LS Jesse Schmitt	9/7	Released TE Kennard Backman and C Jacob Flores		
5/9	Signed T Jason Spriggs, TE Casey Pierce, DT Demetris Anderson,	8/29	Released T Josh James	9/12	Released C Kyle Steuck		
			Released DT Demetri Anderson, CB Randall Jette, WR Jamel Johnson, LB Derrick Mathews, P Peter Mortell and WR Ed Williams.	9/13	Signed T David Bakhtiari to contract extension		
		8/30	Released WR Harvey Binford and Tim Masthay; Claimed P Jacom Schum off waivers from Tampa Bay Buccaneers; Traded LB Lerenté McCray to Buffalo Bills; Placed TE Kennard Backman, RB John Crockett, C Jacob Flores, TE Mitchell Henry and G Josh Walker on injured reserve	9/14	Released RB Jhurrell Pressley		
			Released TE Mitchell Henry	9/22	Signed DT Brian Price to active roster; Signed CB Robertson Daniel to the practice squad		
		9/2	Released WR Geronimo Allison, LB Sam Barrington, LB Carl Bradford, LB Beniquez Brown, CB Robertson	9/27	Released CB Robertson Daniel		
		9/3		10/3	Signed FB Joe Kerridge to the practice squad		
				10/13	Released QB Joe Callahan		
				10/15	Activated CB Demetri Goodson and DT Mike Pennel from exempt status; Released DT Brian Price		
				10/18	Signed DT Brian Price to the practice squad; Released G Blake Muir;		

TRANSACTIONS BY PLAYER

Abbrederis, Jared - WR	10/24/16 Placed on injured reserve	Davis, Trevor - WR	5/6/16 Signed	Linsley, Corey - C	9/3/16 Placed on reserve/physically unable to perform	Ringo, Christian - DT	1/18/16 Signed
	10/27/16 Released	Drew, Ray - DE	3/14/16 Signed		11/5/16 Activated from reserve/physically unable to perform	Robinson, Devonte - WR	5/6/16 Signed
Allison, Geronimo - WR	5/6/16 Signed		4/25/16 Released	Lowry, Dean - DE	5/6/16 Signed		6/1/16 Released
	9/3/16 Released	Dorleant, Makinton - CB	5/6/16 Signed	Lovato, Rick - LS	9/3/16 Released	Ross, Brandon - RB	7/13/16 Signed
	9/5/16 Signed to practice squad		9/5/16 Placed on injured reserve				9/3/16 Released
	10/24/16 Signed to active roster	Evans, Marwin - S	5/10/16 Signed	Martinez, Blake - LB	5/6/16 Signed	Rotheram, Matt - G	1/18/16 Signed
Anderson, Demetris - DT	5/9/16 Signed	Fackrell, Kyler - LB	5/12/16 Signed	Mashay, Tim - P	8/30/16 Released		8/22/16 Released
	8/29/16 Released	Flores, Jacob - C	5/6/16 Signed	Mathews, Derrick - LB	8/2/16 Signed	Sandland, Beau - TE	11/1/16 Signed to practice squad
Backman, Kennard - TE	8/30/16 Placed on injured reserve		8/30/16 Placed on injured reserve		8/29/16 Released	Schmitt, Jesse - LS	8/9/16 Signed
	9/7/16 Released	Gatewood, Warren - CB	9/7/16 Released	McBryde, B.J. - DE	11/23/16 Signed to practice squad		8/14/16 Placed on injured reserve
Bakhtiari, David - T	9/13/16 Signed contract extension		10/26/16 Signed to practice squad				8/22/16 Released
Banjo, Chris - S	10/24/16 Placed on injured reserve	Gilbert, Reggie - LB	5/6/16 Signed	McCray, Lerenté - LB	1/15/16 Placed on practice squad injured list	Schum, Jacob - P	8/30/16 Claimed off waivers from Tampa Bay Buccaneers
	10/31/16 Released		9/3/16 Released		1/19/16 Signed		
Barclay, Don - T/G	4/18/16 Re-signed	Mathews, Jacob - C	5/6/16 Signed		7/25/16 Released	Shields, Sam - CB	10/18/16 Placed on injured reserve
	4/18/16 Re-signed		9/3/16 Released	McCray, Lerenté - LB	8/30/16 Traded to Buffalo Bills	Sittton, Josh - G	9/3/16 Released
Barrington, Sam - LB	9/3/16 Released	Goodson, Demetri - CB	9/3/16 Placed on Reserve/Suspended		11/16/16 Claimed off waivers from Seattle Seahawks	Spriggs, Jason - T	5/9/16 Signed
	9/3/16 Released		10/15/16 Activated from exempt status	Michael, Christine - RB	5/6/16 Signed	Squirewell, Alstevs - FB	5/9/16 Signed
Baxter, Keith - CB	10/25/16 Signed to practice squad	Grinnage, David - TE	5/6/16 Signed		8/29/16 Released		3/22/16 Re-signed
	10/27/16 Released		5/9/16 Released	Mortell, Peter - P	5/6/16 Signed	Starks, James - RB	5/9/16 Signed
Binford, Harvey - WR	7/28/16 Signed	Guion, Letroy - DT	2/12/16 Re-signed		8/29/16 Released		9/3/16 Released
	8/30/16 Released		5/6/16 Signed	Muir, Blake - G	5/6/16 Signed	Steuck, Kyle - C	8/14/16 Signed
Boyd, Josh - DT	5/9/16 Released	Hawkins, Josh - CB	5/6/16 Signed		9/3/16 Signed to practice squad		9/3/16 Placed on injured reserve
	1/18/16 Signed	Henry, Mitchell - TE	1/18/16 Signed	Murphy, Kyle - T	5/6/16 Signed	Stewart, Dez - WR	9/12/16 Released
Bradford, Carl - LB	9/3/16 Released		8/30/16 Placed on injured reserve		4/8/16 Released		10/24/16 Signed to practice squad
	9/5/16 Signed to practice squad	Jackson, Don - RB	9/2/16 Released	Parks, Dennis - WR	5/6/16 Signed	Taylor, Lane - G	3/8/16 Re-signed
	11/19/16 Signed to active roster		5/6/16 Signed		5/9/16 Released	Tucker, Cory - G	5/9/16 Signed
Brice, Kentrell - S	5/6/16 Signed	James, Josh - T	5/6/16 Signed	Patrick, Lucas - G	6/1/16 Signed		5/9/16 Signed
	5/6/16 Signed		8/23/16 Released		9/3/16 Released	Vujnovich, Jeremy - T	1/18/16 Signed
Brown, Beniquez - LB	9/3/16 Signed	Jette, Randall - CB	5/6/16 Signed	Pennel, Mike - DT	9/3/16 Placed on reserve/suspended		5/9/16 Released
	9/3/16 Released		8/29/16 Released		10/15/16 Activated from exempt status	Walker, Josh - G	8/30/16 Placed on injured reserve
Burks, Brandon - RB	9/5/16 Signed to practice squad	Johnson, Jamel - WR	1/18/16 Signed		11/19/16 Released		9/3/16 Released
	9/5/16 Released		8/29/16 Released	Perry, Nick - LB	3/11/16 Re-signed	Waters, Herb - WR	5/6/16 Signed
	11/2/16 Signed to practice squad	Kerridge, Joe - FB	10/3/16 Signed to practice squad		9/3/16 Signed		9/3/16 Released
	11/11/16 Released		11/7/16 Signed to active roster	Pierce, Casey - TE	5/9/16 Signed	Whitehead, Jermaine - S	5/18/16 Signed
Callahan, Joe - QB	5/6/16 Signed	Kowalski, Vince - T	3/11/16 Signed		9/3/16 Released		9/3/16 Released
	10/13/16 Released		5/25/16 Released	Pikula, Manoa - LB	5/6/16 Signed	Williams, Ed - WR	1/18/16 Signed
Campbell, William - DT	1/5/16 Signed to practice squad	Kuder, Tyler - DT	5/6/16 Signed		8/9/16 Released		1/18/16 Signed
	1/18/16 Signed		9/3/16 Placed on injured reserve	Pressley, Jhurrell - RB	9/5/16 Claimed off waivers from Minnesota Vikings	Williams, Marquise - QB	5/28/16 Signed
	5/9/16 Released	Kudrinski, Vince - T	11/8/16 Released		9/14/16 Released		9/3/16 Released
Clark, Kenny - DT	6/17/16 Signed		5/25/16 Released	Perillo, Justin - TE	11/19/16 Released	Williams, Ryan - QB	1/5/16 Signed (reserve/future)
	6/17/16 Signed	Kurtz, Matt - WR	5/25/16 Released		9/5/16 Claimed off waivers from Minnesota Vikings		5/26/16 Released
Cook, Jared - TE	3/28/16 Signed	Kyle, Kyle - LB	5/6/16 Signed	Perrill, Justin - TE	11/19/16 Released		
	3/28/16 Signed		9/3/16 Placed on injured reserve		9/5/16 Claimed off waivers from Minnesota Vikings		
Crockett, John - RB	8/30/16 Placed on injured reserve	Lowry, Dean - DE	5/6/16 Signed	Perrill, Justin - TE	11/19/16 Released		
	8/30/16 Placed on injured reserve		9/3/16 Placed on injured reserve		9/5/16 Claimed off waivers from Minnesota Vikings		
Crosby, Mason - K	3/2/16 Re-signed	Mathews, Jacob - C	5/6/16 Signed	Perrill, Justin - TE	11/19/16 Released		
	3/2/16 Re-signed		9/3/16 Placed on injured reserve		9/5/16 Claimed off waivers from Minnesota Vikings		
Daniel, Robertson - CB	1/15/16 Signed to active roster	Mortell, Peter - P	8/29/16 Released	Perrill, Justin - TE	11/19/16 Released		
	9/3/16 Released		5/25/16 Released		9/5/16 Claimed off waivers from Minnesota Vikings		
	9/22/16 Signed to practice squad	Murphy, Kyle - T	5/6/16 Signed	Perrill, Justin - TE	11/19/16 Released		
	9/27/16 Released		9/3/16 Placed on injured reserve		9/5/16 Claimed off waivers from Minnesota Vikings		
Davis, Knile - RB	10/18/16 Traded for from Kansas City Chiefs	Nick, Perry - LB	3/11/16 Re-signed	Perrill, Justin - TE	11/19/16 Released		
	10/31/16 Released		9/3/16 Signed		9/5/16 Claimed off waivers from Minnesota Vikings		

THE LAST TIME

Regular-Season Games Only

RUSHING

200 Yards Rushing, Individual

BY PACKERS — Ahman Green, Dec. 28, 2003, vs. Denver (218 yards)
BY OPPONENT — Adrian Peterson, Dec. 2, 2012, vs. Minnesota (210 yards)

100 Yards Rushing, Individual

BY PACKERS — Eddie Lacy, Sept. 25, 2016, vs. Detroit (103 yards)
BY OPPONENT — Robert Kelley, Nov. 20, 2016, at Washington (137 yards)

100 Yards Rushing, Individual, One Half

BY PACKERS — Eddie Lacy, Dec. 15, 2013, at Dallas (110 yards in second half)
BY OPPONENT — Robert Kelley, Nov. 20, 2016, at Washington (102 yards in second half)

100 Yards Rushing and Receiving, Individual

BY PACKERS — Never
BY OPPONENT — Darrin Nelson, Nov. 13, 1983, at Minnesota (119 yards rushing, 137 receiving)

Two 100-Yard Rushers

BY PACKERS — Ryan Grant (106 yards) and DeShawn Wynn (106 yards), Dec. 28, 2008, vs. Detroit
BY OPPONENT — Tony Dorsett (149 yards) and Robert Newhouse (101 yards), Nov. 12, 1978, vs. Dallas at Milw.

Two 100-Yard Rushers and Two 100-Yard Receivers

BY PACKERS — Ryan Grant (106 yards) and DeShawn Wynn (106), Dec. 28, 2008, vs. Detroit, Donald Driver (111 yards) and Greg Jennings (101 yards), Dec. 28, 2008, vs. Detroit*
BY OPPONENT — Never
*First time in NFL history

Four Touchdowns Rushing, Individual

BY PACKERS — Dorsey Levens, Jan. 2, 2000, vs. Arizona (8, 1, 5, 1 yards)
BY OPPONENT — DeAngelo Williams, Nov. 30, 2008, vs. Carolina (1, 1, 1, 1 yards)

Three Touchdowns Rushing, Individual

BY PACKERS — Ahman Green, Oct. 20, 2002, vs. Washington (24, 2, 8 yards)
BY OPPONENT — Robert Kelley, Nov. 20, 2016, at Washington (10, 1, 4 yards)

Two Touchdowns Rushing, Individual

BY PACKERS — Eddie Lacy, Oct. 2, 2014, vs. Minnesota (11, 10 yards)
BY OPPONENT — Robert Kelley, Nov. 20, 2016, at Washington (10, 1, 4 yards)

PASSING

400 Yards Passing, Individual

BY PACKERS — Aaron Rodgers, Oct. 26, 2014, at New Orleans (418 yards)
BY OPPONENT — Philip Rivers, Oct. 18, 2015, vs. San Diego (503 yards)

300 Yards Passing, Individual

BY PACKERS — Aaron Rodgers, Nov. 28, 2016, at Philadelphia (313 yards)
BY OPPONENT — Kirk Cousins, Nov. 20, 2016, at Washington (375 yards)

Six Touchdown Passes, Individual

BY PACKERS — Aaron Rodgers, Nov. 9, 2014, vs. Chicago (1, 4, 73, 40, 56, 18 yards)
BY OPPONENT — Tommy Kramer, Sept. 28, 1986, at Minnesota (23, 13, 36, 2, 17, 7 yards)

Five Touchdown Passes, Individual

BY PACKERS — Aaron Rodgers, Sept. 28, 2015, vs. Kansas City (8, 3, 27, 4, 4, yards)
BY OPPONENT — Matthew Stafford, Jan. 1, 2012, vs. Detroit (8, 13, 2, 5, 12 yards)

Four Touchdown Passes, Individual

BY PACKERS — Aaron Rodgers, Oct. 30, 2016, at Atlanta (5, 4, 9, 7 yards)
BY OPPONENT — Marcus Mariota, Nov. 13, 2016, at Tennessee (9, 32, 6, 33 yards)

Three Touchdown Passes, Individual

BY PACKERS — Aaron Rodgers, Nov. 20, 2016, at Washington (13, 31, 6 yards)
BY OPPONENT — Kirk Cousins, Nov. 20, 2016, at Washington (17, 44, 70 yards)

Six Interceptions Thrown, Individual

BY PACKERS — Tom O'Malley, Sept. 17, 1950, vs. Detroit
BY OPPONENT — Don Horn, Sept. 26, 1971, vs. Denver at Milw.

Five Interceptions Thrown, Individual

BY PACKERS — Brett Favre, Oct. 30, 2005, at Cincinnati
BY OPPONENT — Rich Gannon, Oct. 28, 1990, vs. Minnesota at Milw.

Four Interceptions Thrown, Individual

BY PACKERS — Brett Favre, Dec. 25, 2005, vs. Chicago
BY OPPONENT — Nick Foles, Oct. 11, 2015, vs. St. Louis

RECEIVING

10 or More Receptions, Individual

BY PACKERS — Jordy Nelson, Nov. 13, 2016, at Tennessee (12 receptions)
BY OPPONENT — Keenan Allen, Oct. 18, 2015, vs. San Diego (14 receptions)

200 Yards Receiving, Individual

BY PACKERS — Jordy Nelson, Sept. 14, 2014, vs. N.Y. Jets (209 yards)
BY OPPONENT — Marvin Jones, Sept. 25, 2016, vs. Detroit (205 yards)

100 Yards Receiving, Individual

BY PACKERS — Davante Adams, Nov. 28, 2016, at Philadelphia (113 yards)
BY OPPONENT — Pierre Garçon (116 yards) and Jamison Crowder (102 yards), Nov. 20, 2016, at Washington

100 Yards Receiving, One Half, Individual

BY PACKERS — Davante Adams, Nov. 13, 2016, at Tennessee (121 yards in first half)
BY OPPONENT — Delanie Walker, Nov. 13, 2016, at Tennessee (100 yards in first half)

Two 100-Yard Receivers

BY PACKERS — Davante Adams (156 yards) and Jordy Nelson (126 yards), Nov. 13, 2016, at Tennessee
BY OPPONENT — Pierre Garçon (116 yards) and Jamison Crowder (102 yards), Nov. 20, 2016, at Washington

Four Touchdown Receptions, Individual

BY PACKERS — Sterling Sharpe, Nov. 24, 1994, at Dallas (1, 36, 30, 5 yards)
BY OPPONENT — Never

Three Touchdown Receptions, Individual

BY PACKERS — Randall Cobb, Sept. 28, 2015, vs. Kansas City (3, 4, 4 yards)
BY OPPONENT — Vincent Jackson, Nov. 6, 2011, at San Diego (23, 5, 29 yards)

Two Touchdown Receptions, Individual

BY PACKERS — Davante Adams, Nov. 28, 2016, at Philadelphia (12, 20 yards)
BY OPPONENT — Cole Beasley, Oct. 16, 2016, vs. Dallas (1, 4 yards)

INTERCEPTIONS

Four Interceptions, Individual

BY PACKERS — Willie Buchanon, Sept. 24, 1978, at San Diego
BY OPPONENT — Never

Three Interceptions, Individual

BY PACKERS — Tom Flynn, Oct. 28, 1984, vs. Detroit
BY OPPONENT — Vencie Glenn, Dec. 27, 1992, at Minnesota

Two Interceptions, Individual

BY PACKERS — Ha Ha Clinton-Dix, Nov. 6, 2016, vs. Indianapolis
BY OPPONENT — Janoris Jenkins, Oct. 9, 2016, vs. N.Y. Giants

Interception Returned for Touchdown

BY PACKERS — Damarious Randall, Dec. 20, 2015, at Oakland (43 yards)
BY OPPONENT — Cortez Allen, Dec. 22, 2013, vs. Pittsburgh (40 yards)

TOUCHDOWNS

Five Touchdowns, Individual

BY PACKERS — Paul Hornung, Dec. 12, 1965, at Baltimore (2-, 9-, 3-yard runs; 50-, 65-yard receptions)
BY OPPONENT — Never

Four Touchdowns, Individual

BY PACKERS — Dorsey Levens, Jan. 2, 2000, vs. Arizona (8-, 1-, 5-, 1-yard runs)
BY OPPONENT — DeAngelo Williams, Nov. 30, 2008, vs. Carolina (1-, 1-, 1-, 1-yard runs)

Three Touchdowns, Individual

BY PACKERS — Randall Cobb, Sept. 28, 2015, vs. Kansas City (3-, 4-, 4-yard receptions)
BY OPPONENT — Robert Kelley, Nov. 20, 2016, at Washington (10-, 1-, 4-yard runs)

THE LAST TIME

FIELD GOALS/PATS

Five Field Goals Made, Individual

BY PACKERS — Mason Crosby, Nov. 22, 2015, at Minnesota (42, 47, 40, 42, 52 yards)

BY OPPONENT — Dan Bailey, Dec. 15, 2013, at Dallas (47, 23, 43, 50, 50 yards)

Four Field Goals Made, Individual

BY PACKERS — Mason Crosby, Nov. 22, 2015, at Minnesota (42, 47, 40, 42, 52 yards)

BY OPPONENT — Dan Carpenter, Dec. 14, 2014, at Buffalo (27, 51, 35, 48 yards)

60-Yard Field Goal

BY PACKERS — Never

BY OPPONENT — David Akers, Sept. 9, 2012, vs. San Francisco (63 yards)

50-Yard Field Goal

BY PACKERS — Mason Crosby, Nov. 26, 2015, vs. Chicago (50 yards)

BY OPPONENT — Caleb Sturgis, Nov. 28, 2016, at Philadelphia (50 yards)

Blocked Field-Goal Attempt

BY PACKERS — Datone Jones, Oct. 11, 2015, vs. St. Louis (50-yard Greg Zuerlein attempt)

BY OPPONENT — Akiem Hicks, Oct. 20, 2016, vs. Chicago (31-yard Mason Crosby attempt)

Two-Point Conversion

BY PACKERS — Aaron Rodgers, Oct. 30, 2016, at Atlanta

BY OPPONENT — Travis Kelce, Sept. 28, 2015, vs. Kansas City (pass from Alex Smith)

Point After Touchdown Missed

BY PACKERS — Mason Crosby, Nov. 13, 2016, at Tennessee (second attempt, wide left)

BY OPPONENT — Dustin Hopkins, Nov. 20, 2016, at Washington (third attempt, hit right upright)

Blocked Point After Touchdown

BY PACKERS — Datone Jones, Sept. 22, 2013, at Cincinnati (Mike Nugent, fourth attempt)

BY OPPONENT — Ra'Shede Hageman, Dec. 8, 2014, vs. Atlanta (Mason Crosby, fifth attempt)

PUNTING

70-Yard Punt

BY PACKERS — Tim Masthay, Dec. 18, 2011, at Kansas City (71 yards)

BY OPPONENT — Jon Ryan, Sept. 24, 2012, at Seattle (73 yards)

60-Yard Punt

BY PACKERS — Jacob Schum, Nov. 6, 2016, vs. Indianapolis (65 yards)

BY OPPONENT — Pat McAfee, Nov. 6, 2016, vs. Indianapolis (67 yards)

Blocked Punt

BY PACKERS — Jamari Lattimore, Nov. 4, 2013, vs. Chicago (Adam Podlesh, punter)

BY OPPONENT — Bryan Braman, Nov. 16, 2014, vs. Philadelphia (Tim Masthay, punter)

10 Punts, Individual

BY PACKERS — Jon Ryan, Nov. 19, 2006, vs. New England (10 punts; 459 yards)

BY OPPONENT — Chris Kluwe, Dec. 21, 2006, vs. Minnesota (10 punts; 434 yards)

No Punts

BY PACKERS — Oct. 26, 2014, at New Orleans

BY OPPONENT — Oct. 26, 2014, at New Orleans

OTHER SPECIAL TEAMS

Kickoff Returned for Touchdown

BY PACKERS — Randall Cobb, Sept. 8, 2011, vs. New Orleans (108 yards)

BY OPPONENT — Jordan Todman, Nov. 6, 2016, vs. Indianapolis (99 yards)

Punt Returned for Touchdown

BY PACKERS — Micah Hyde, Dec. 28, 2014, vs. Detroit (55 yards)

BY OPPONENT — Marcus Thigpen, Dec. 14, 2014, at Buffalo (75 yards)

Blocked (Opponent) Field Goal Returned for Touchdown

BY PACKERS — Willie Buchanon, Dec. 17, 1972, at New Orleans (57 yards)

BY OPPONENT — Shawn Springs, Nov. 1, 1999, vs. Seattle (61 yards)

Blocked Punt Returned for Touchdown

BY PACKERS — Dezman Moses, Oct. 28, 2012, vs. Jacksonville (0 yards; Bryan Anger, punter)

BY OPPONENT — DeVier Posey, Oct. 14, 2012, at Houston (0 yards; Tim Masthay, punter)

Recovered Own Onside Kick Attempt

BY PACKERS — Damarius Randall, Nov. 15, 2015, vs. Detroit (Mason Crosby, kicker)

BY OPPONENT — Darrell Stuckey, Nov. 6, 2011, at San Diego (Nick Novak, kicker)

OTHER DEFENSE

Shutout Posted

BY PACKERS — Oct. 31, 2010, at N.Y. Jets (9-0)

BY OPPONENT — Nov. 19, 2006, vs. New England (35-0)

Fumble Returned for Touchdown

BY PACKERS — Casey Hayward, Nov. 16, 2014, vs. Philadelphia (49 yards)

BY OPPONENT — Leonard Floyd, Oct. 20, 2016, vs. Chicago (0 yards)

Safety Scored

BY PACKERS — Team, Dec. 28, 2014, vs. Detroit (Matthew Stafford penalized for intentional grounding in end zone)

BY OPPONENT — Malik Jackson, Nov. 1, 2015, at Denver (Richard Rodgers tackled in end zone)

Five Sacks, Individual

BY PACKERS — Vonnie Holliday, Dec. 22, 2002, vs. Buffalo

BY OPPONENT — Antwan Odom, Sept. 20, 2009, vs. Cincinnati

Four Sacks, Individual

BY PACKERS — Kabeer Gbaja-Biamila, Jan. 2, 2005, at Chicago

BY OPPONENT — Chris Clemons, Sept. 24, 2012, at Seattle

Three Sacks, Individual

BY PACKERS — A.J. Hawk, Oct. 13, 2013, at Baltimore

BY OPPONENT — Dwight Freeney, Dec. 27, 2015, at Arizona

MISCELLANEOUS

No Penalties

BY PACKERS — Nov. 4, 2013, vs. Chicago

BY OPPONENT — Dec. 14, 1997, at Carolina

Game Without Touchdown

BY PACKERS — Dec. 12, 2010, at Detroit

BY OPPONENT — Oct. 4, 2015, at San Francisco

50 Points, Game

BY PACKERS — 53, Nov. 16, 2014, vs. Philadelphia

BY OPPONENT — 51, Nov. 24, 2008, at New Orleans

40 Points, Game

BY PACKERS — 43, Dec. 8, 2014, vs. Atlanta

BY OPPONENT — 42, Nov. 20, 2016, at Washington

500 Yards Total Offense

BY PACKERS — 502, Dec. 8, 2014, vs. Atlanta

BY OPPONENT — 515, Nov. 20, 2016, at Washington

Tie Game

Green Bay 26, Minnesota 26, Nov. 24, 2013

GREEN BAY 27 JACKSONVILLE 23

EverBank Field, Sunday, Sept. 11, 2016. Attendance: 63,179. Time: 3:10. Weather: 90° F, Humidity: 55 percent. Wind: N 3 mph **GAME 1**

JACKSONVILLE: QB — Aaron Rodgers was far from impressed with his season opener. He was concerned that Green Bay's offense wasn't effective early and had some struggles in the red zone. Nonetheless, the Packers' harshest critic was a big reason they won a close game on the road in sweltering heat. Rodgers threw two touchdown passes and ran for another score, leading Green Bay to a 27-23 victory against the Jacksonville Jaguars in the team's season opener Sunday.

Rodgers looked every bit like a two-time league MVP. He extended plays with his feet, escaped sacks and was accurate all over the field. Rodgers completed 20 of 34 passes for 199 yards, with TD passes to Jordy Nelson and Davante Adams. He was sacked once for no yards and didn't turn it over.

He helped the Packers win their second opener in the last five years. This one came on a hot and humid day that left some players cramping and others completely exhausted.

Nelson played his first game since tearing the anterior cruciate ligament in his right knee in the 2015 preseason. The injury significantly impacted Rodgers, who lost his best deep threat, and the offense, which fell to 23rd in the league and led for 25th in passing.

Nelson finished with six receptions for 32 yards, including a 6-yard TD in the second quarter.

The Jaguars mounted a late drive that came up short on a fourth-and-1 play at the Packers' 14. The Jaguars had converted their previous three fourth-down plays, but Allen Hurns failed to move the sticks on a bubble screen.

Blake Bortles completed 24 of 39 passes for 320 yards with a touchdown and an interception.

With 13 seconds left in the first half, Adams hauled in a 29-yarder that was vintage Rodgers, who managed to get rid of the ball with a defender tugging at his jersey and still got enough on it to reach the end zone.

Jaguars running back Chris Ivory was hospitalized Sunday with a "general medical issue" and was inactive for the opener. Ivory was taken by ambulance from the team hotel to a local hospital early Sunday. He was limited in three practices this week because of a calf injury, but the team said that was not related to his hospital stay.

Jaguars receiver Allen Robinson finished with six catches for 72 yards, but there were nine more passes thrown his way.

OFFICIALS — Referee: Carl Chieffers (51); Umpire: Lindsey Wash (96); Head Linesman: Jerry Bergman (91); Line Judge: Tom Stephan (68); Side Judge: Johan Monroe (120); Field Judge: Rick Patterson (15); Back Judge: Rich Martinez (39); Replay Official: Eamie Franz

STARTING LINEUPS

Green Bay Packers		Jacksonville Jaguars	
Offense	Defense	Offense	Defense
WR 87 J.Nelson	NT 98 L.Gibson	WR 15 A.Robinson	LEO 56 D.Fowler
LT 69 D.Dakhlari	DT 76 M.Daniels	TE 80 J.Thomas	DT 90 M.Jackson
LG 65 L.Taylor	LOLB 52 C.Matthews	LT 68 K.Beachum	DT 97 R.Miller
C 73 J.Treter	ILB 47 J.Ryan	LG 76 L.Loeckel	DE 75 J.Orrick
RG 70 T.Lano	ILB 50 B.Martinez	C 65 B.Linder	WB 50 T.Smith
RT 75 B.Buraga	ROLB 53 N.Berry	ROLB 50 A.Cann	MLB 51 P.Possisany
TE 89 J.Cook	LCB 23 D.Handall	RT 78 J.Faneal	LCB 31 D.House
WR 18 R.Cobb	RCB 37 S.Shields	TE 89 M.Lewis	FS 39 T.Gipson
WR 17 D.Adams	SS 42 M.Burnett	WR 88 A.Hurns	SS 37 J.Gipson
QB 12 A.Rodgers	FS 21 H.Chilton-Dix	FS 5 B.Bortles	CB 20 J.Ramsey
RB 27 E.Lacey	CB 24 O.Rollins	RB 24 T.Yeldon	CB 21 P.Amuntanara

GREEN BAY SUBSTITUTIONS — K 2 M.Crosby, P 10 J.Schum, FB 22 A.Ripkowski, S 25 M.Evans, S 29 K.Brice, DB 33 M.Hyde, CB 36 L.Gunter, FB 44 J.Starks, LB 48 J.Thomas, LB 51 K.Fackell, LB 56 J.Pepers, LS 61 B.Goodie, TG 67 D.Barclay, 1 78 J.Spriggs, TE 80 J.Perilo, TE 82 R.Rodgers, WR 83 J.Adams, WR 84 J.Abdulrahman, WR 88 T.Montgomery, DE 94 D.Lovry, DE/LB 95 D.Jones, DT 97 K.Clark, DT 99, **DID NOT PLAY** — QB 7 B.Hundley, **INACTIVES** — QB 6 J.Callahan, WR 11 T.Davis, RB 26 J.Presley, CB 28 J.Hawkins, S 32 C.Banjo, T 68 K.Murphy, LB 91 J.Elliott.

FIELD GOALS (made () & missed)

M.Crosby	(25) (20)	J.Myers	(26) (39) (50)
----------	-----------	---------	----------------

VISITOR: Green Bay Packers

Qtr	Time	Play Description (Extra Point/Drive Info)	Yds	Result
1	9:30	A.Rodgers 6 yd run (M.Crosby kick) (6-29, 3:05)	6	TD
1	7:48	T.Yeldon 5 yd run (J.Myers kick) (3-48, 1:24)	5	TD
1	3:05	J.Myers 26 yd pass from A.Rodgers (M.Crosby kick) (9-75, 4:43)	26	TD
2	1:09	J.Thomas 22 yd pass from A.Rodgers (M.Crosby kick) (7-75, 1:56)	22	TD
3	10:12	D.Adams 29 yd pass from A.Rodgers (M.Crosby kick) (5-75, 0:56)	29	TD
3	6:15	M.Crosby 25 yd Field Goal (10-54, 3:57)	25	FG
4	12:01	J.Myers 39 yd Field Goal (16-73, 8:14)	39	FG
4	5:12	M.Crosby 20 yd Field Goal (14-37, 6:49)	20	FG

GREEN BAY DEFENSIVE STATISTICS (Official)

Player	Att	Comp	Yds	Sk	Yd	TD	LG	Int	RT
M.Daniels	1	1	2	0-0	1	0	0	0-0	0
L.Gunter	1	1	0	0-0	0	0	0	0-0	0
Q.Rollins	1	1	0	2-0	0	0	0	0-0	2
K.Clark	1	1	0	1-0	0	0	0	0-0	0
M.Hyde	1	0	0	1-0	0	0	0	0-0	0
J.Pepers	1	0	0	1-0	0	0	0	0-0	0
C.Ringo	0	0	0	1-0	0	0	0	0-0	0
D.Jones	0	0	0	0-0	0	0	0	0-0	0
Totals	47	21	9	68	3-20	7	1	0	1-9

VISITOR: Jacksonville Jaguars

Player	Att	Comp	Yds	Sk	Yd	TD	LG	Int	RT
M.Daniels	1	1	2	0-0	1	0	0	0-0	0
L.Gunter	1	1	0	0-0	0	0	0	0-0	0
Q.Rollins	1	1	0	2-0	0	0	0	0-0	2
K.Clark	1	1	0	1-0	0	0	0	0-0	0
M.Hyde	1	0	0	1-0	0	0	0	0-0	0
J.Pepers	1	0	0	1-0	0	0	0	0-0	0
C.Ringo	0	0	0	1-0	0	0	0	0-0	0
D.Jones	0	0	0	0-0	0	0	0	0-0	0
Totals	47	21	9	68	3-20	7	1	0	1-9

Green Bay Packers

Player	Att	Comp	Yds	Sk	Yd	TD	LG	Int	RT
E.Lacey	14	6	61	4	4	4	28	0	0
A.Rodgers	4	4	16	1	7	4	8	0	0
J.Cook	4	3	11	1	1	1	7	0	0
J.Starks	3	3	4	1	1	1	4	0	0
Total	25	20	95	9	10	3	28	0	1

Jacksonville Jaguars

Player	Att	Comp	Yds	Sk	Yd	TD	LG	Int	RT
T.Yeldon	21	39	139	1	1	1	28	7	1
D.Robinson	3	7	2	2	3	2	3	0	0
B.Bortles	2	2	1	1	1	1	4	0	0
Total	26	48	142	4	5	3	35	7	1

PASSING

Player	Att	Comp	Yds	Sk	Yd	TD	LG	Int	RT
A.Rodgers	34	20	199	1/0	2	3	32	0	95-1
Total	34	20	199	1/0	2	3	32	0	95-1

PASS RECEIVING

Player	No	Yds	Avg	FC	LG	TD
R.Cobb	6	57	9.5	3	32	0
J.Nelson	6	32	5.3	0	8	1
A.Hurns	3	50	16.7	0	29	1
D.Adams	1	22	22.0	0	22	0
A.Rodgers	1	17	17.0	0	17	0
E.Lacey	1	17	17.0	0	17	0
J.Abdulrahman	1	8	8.0	0	8	0
J.Cook	1	7	7.0	0	7	0
J.Starks	1	6	6.0	0	6	0
Total	20	199	10.0	3	32	2

INTERCEPTIONS

Player	No	Yds	Avg	FC	LG	TD
J.Thomas	1	9	9.0	0	9	0
Total	1	9	9.0	0	9	0

PUNTING

Player	No	Yds	Avg	NET	TB	LG	IN20	LG	TD
J.Schum	4	184	46.0	42.5	0	0	0	56	0
Total	4	184	46.0	42.5	0	0	0	56	0

PUNT RETURNS

Player	No	Yds	Avg	FC	LG	TD
Total	2	0	0.0	0	0	0

KICK RETURNS

Player	No	Yds	Avg	FC	LG	TD
T.Montgomery	1	14	14.0	0	14	0
J.Montgomery	5	0	0.0	0	0	0
Total	6	14	2.3	0	14	0

FUMBLES

Player	Fum	Lost	Rec	Yds	TD	FF	Rec	Yds	TD	Bds	Out
J.Thomas	1	0	0	0	0	0	0	0	0	0	0
M.Hyde	0	0	0	0	0	1	0	0	0	0	0
H.Chilton-Dix	0	0	0	0	0	1	0	0	0	0	0
Total	1	0	0	0	0	1	0	0	0	0	0

TOTAL FIRST DOWNS

Team	By Rushing	By Passing	By Penalty
Green Bay Packers	18	6	10
Jacksonville Jaguars	20	4	14

THIRD-DOWN EFFICIENCY

Team	4-15-50%	4-15-27%
Green Bay Packers	2	2
Jacksonville Jaguars	2	2

NET YARDS PASSING

Player	Yds	TD	LG
A.Rodgers	199	3	32
Total	199	3	32

NET YARDS RUSHING

Player	Yds	TD	LG
T.Yeldon	139	1	28
Total	142	1	28

NET YARDS RUSHING

Player	Yds	TD	LG
T.Yeldon	139	1	28
Total	142	1	28

NET YARDS PASSING

Player	Yds	TD	LG
A.Rodgers	199	3	32
Total	199	3	32

NET YARDS RUSHING

Player	Yds	TD	LG
T.Yeldon	139	1	28
Total	142	1	28

NET YARDS RUSHING

Player	Yds	TD	LG
T.Yeldon	139	1	28
Total	142	1	28

GREEN BAY 34, DETROIT 21

Lambeau Field, Sunday, Sept. 25, 2016. Attendance: 78,411. Time: 2:54. Weather: 72° F, Humidity: 84 percent. Wind: S 17 mph

GAME 3

GREEN BAY, Wis. — The timing is back for quarterback Aaron Rodgers and the rest of Green Bay's offense. The Packers' pass defense might need a little work, though.

Rodgers threw for 205 yards and four touchdowns, including two in the first half to Jordy Nelson, and the Packers snapped out of their offensive funk before holding off the Detroit Lions for a 34-27 win Sunday.

Rodgers was 15 of 24, leading the Packers to touchdowns on their first three series. Nelson had 101 yards on six catches, returning to the form that made him one of the NFL's best receivers before missing the 2015 season with a knee injury.

They moved the ball on the Lions' short-handed defense with ease in the first half. The Packers (2-1) led 31-10 at halftime before the Lions slowly chipped away.

Marion Jones' 35-yard touchdown catch with 3:34 left got Detroit (1-2) within seven. But Rodgers had a critical 11-yard run on third-and-8 from the Packers' 27 with 3:22 left to effectively seal the win.

Jones had a career-high 205 yards on six receptions. Matthew Stafford passed for 385 yards and three scores for the Lions, who held advantages in total yardage (418-324) and time of possession, holding the ball for 35 minutes.

But the Packers burned the secondary with big plays to build a big lead, and Eddie Lacy ran for 103 yards on 17 carries.

Coach Mike McCarthy and Rodgers heard questions about the out-of-sync passing game following the 17-14 loss last week to Minnesota.

Now the Packers head into an early bye week with renewed confidence after a successful opener at Lambeau field.

The Lions gained chunks of yardage in the second half after being forced to play catch-up following Green Bay's big early lead. The Packers' defense was also missing four starters, including linemen Clay Matthews.

Stafford found holes over the middle of the field. He connected with Jones for a 23-yard completion on the first play from scrimmage in the second half to the Detroit 46.

But Green Bay's staunch run defense had another big day, albeit against a Lions offense playing without injured tailback Ameer Abdullah. Detroit managed just 50 yards on 23 carries, with a team-high 38 yards on 10 carries by Dwayne Washington.

Jones gave the Lions a boost going into halftime with a 73-yard touchdown pass from Stafford to get Detroit within 31-10. He stiff-armed cornerback Josh Hawkins before sprinting untouched 45 yards into the end zone.

The Packers' offense accomplished two of McCarthy's bigger goals for this week: Receivers worked the middle of the field, and Lacy got more carries in the running game. Nelson was lined up in the slot on his 8-yard touchdown catch in the first quarter, when Rodgers pump-faked, then stepped up in the pocket to find Nelson. Lacy looked rejuvenated as he bounced off defenders for a 25-yard run in the second quarter.

OFFICIALS — Referee: Carl Cheffers (51); Umpire: Ruben Fowler (71); Head Linesman: Kent Payne (79); Line Judge: Tim Potroza (47); Side Judge: Jon Luchiansky (89); Field Judge: Brad Freeman (88); Back Judge: Jim Quirk (63); Replay Official: Charles Stewart

STARTING LINEUPS

Detroit Lions		Green Bay Packers	
Offense	Defense	Offense	Defense
WR 15 G. Tate	DE 98 D. Taylor	WR 67 J. Nelson	NT 97 K. O'Kirk
LT 68 T. Decker	DT 93 T. Walker	LT 69 D. Bakhtiari	LT 76 M. Daniels
LG 72 L. Tomlinson	DT 92 H. Ngata	LG 66 L. Taylor	LOLB 56 J. Peppers
C 64 T. Swanson	DE 61 K. Hyder	C 73 J. Ryan	ILB 47 J. Ryan
RG 75 L. Warford	OLB 50 T. Ambrister	RG 70 T. Lano	ILB 50 B. Martinez
RT 71 R. Raft	MLB 59 T. Whitnaker	RT 75 B. Bulaga	ROLB 53 M. Perry
TE 85 E. Elton	OLB 33 K. Van Noy	TE 82 R. Rodgers	LOB 23 D. Randall
WR 11 M. Jones	CB 23 D. Slay	WR 18 R. Cobb	RQB 36 L. Gardner
WR 80 A. Boldin	CB 24 M. Lawson	SS 21 A. Rodgers	SS 33 M. Hyde
QB 9 M. Stafford	SS 32 T. Wilson	FB 27 E. Lacy	FB 21 H. Clinton-Dix
RB 25 T. Riddick	FS 27 G. Dunn	FB 22 A. Ripkowski	CB 24 O. Hollins

GREEN BAY SUBSTITUTIONS — K 2 M. Crosby, P 10 J. Schum, WR 11 T. Davis, WR 17 D. Adams, S 25 M. Evans, CB 28 J. Hawkins, S 29 K. Brice, S 32 C. Bang, RB 44 J. Starks, LB 44 J. Thomas, LB 51 K. Fackell, LB 67 D. Barclay, T 78 J. Spriggs, TE 80 J. Perillo, WR 83 J. Jans, WR 84 J. Albrechts, WR 88 T. Montgomery, TE 89 J. Elliott, DE 94 D. Lowry, DT 99 C. Ringo, **DID NOT PLAY** — QB 7 B. Hundley, **INACTIVES** — QB 6 J. Callahan, CB 37 S. Shields, S 42 M. Burnett, LB 52 C. Matthews, T 68 K. Murphy, DE/LB 95 D. Jones, DT 98 L. Gunter.

FIELD GOALS (made / & missed)

Player	Attempts	Yards	Result
M. Pater	(4/2)	43WR (50)	
DETROIT:			
HOME:			
VISITOR:			
Team	Qtr	Time	Play Description (Extra Point/Drive Info)
Lions	1	11:22	D. Adams 14 yd. pass from A. Rodgers (M. Crosby kick) (8-75, 3:38)
Lions	1	2:45	M. Pater 42 yd. Field Goal (15-52, 8:37)
Packers	1	2:05	J. Nelson 8 yd. pass from A. Rodgers (M. Crosby kick) (4-61, 1:44)
Packers	2	14:46	R. Rodgers 2 yd. pass from A. Rodgers (M. Crosby kick) (2-67, 0:47)
Packers	2	10:41	M. Crosby 36 yd. Field Goal (4-57, 0:59)
Packers	2	1:10	J. Nelson 17 yd. pass from A. Rodgers (M. Crosby kick) (7-67, 3:53)
Lions	3	8:23	M. Jones 73 yd. pass from M. Stafford (M. Pater kick) (12-77, 6:37)
Lions	4	3:14	M. Crosby 46 yd. Field Goal (9-47, 5:09)
Lions	4	12:32	M. Pater 55 yd. Field Goal (10-50, 5:42)
Lions	4	3:34	M. Jones 35 yd. pass from M. Stafford (M. Pater kick) (6-62, 1:31)

GREEN BAY DEFENSIVE STATISTICS (official)

UT	A	TEL	TI	SK	QBH	FF	ER	Int	PD
10	0	0	10	0-0	1	0	0	0	1
8	1	4	9	2-8	1	0	0	0	1
5	3	1	8	0-0	0	0	0	0	0
6	0	1	6	0-0	0	0	0	0	0
5	0	0	5	0-0	0	0	0	0	0
3	2	0	5	0-0	0	0	0	0	0
3	0	1	3	0-0	0	0	0	0	1
3	0	0	3	0-0	0	0	0	0	0
0	3	0	0	0-0	0	0	0	0	2
2	0	1	2	0-0	0	0	0	0	0
Totals	53	11	10	64	3-17	4	0	0	1-44

Detroit Lions		Green Bay Packers	
RUSHING	ATT	YDS	AVG
D. Washington	10	38	3.8
M. Jones	2	11	5.5
J. Tate	10	9	0.9
G. Tate	1	8	-8.0
Total	23	50	2.2

ATT		CMP		YDS		SKYD		TD	
41	28	385	317	3	731	1	112.3	0	0
Total	41	28	385	317	3	731	1	112.3	0

PASS RECEIVING		NO		YDS		AVG		LG	
7	39	5.6	12	0	0	0	0	0	0
T. Riddick	6	205	34.2	731	1	112.3	0	0	0
M. Jones	5	69	13.8	15	7	1	0	0	0
E. Elton	4	40	10.0	15	7	1	0	0	0
G. Tate	4	22	5.5	13	13.0	-3.0	0	0	0
A. Boldin	1	1	-3.0	13	-3.0	0	0	0	0
D. Washington	1	1	-3.0	13	-3.0	0	0	0	0
Total	28	385	13.8	731	3	0	0	0	0

INTERCEPTIONS		NO		YDS		AVG		LG	
0	0	0.0	0	0	0	0	0	0	0
Total	0	0	0.0	0	0	0	0	0	0

PUNTING		NO		YDS		AVG		NET	
2	95	47.5	47.0	0	0	0	0	0	0
S. Martin	2	47.5	47.0	0	0	0	0	0	0
Total	2	95	47.5	47.0	0	0	0	0	0

PUNT RETURNS		NO		YDS		AVG		FC	
2	16	8.0	8.0	0	0	0	0	0	0
A. Roberts	2	16	8.0	0	0	0	0	0	0
Returns	2	16	8.0	0	0	0	0	0	0

KICK RETURNS		NO		YDS		AVG		FC	
3	68	22.7	22.7	0	0	0	0	0	0
A. Roberts	3	68	22.7	0	0	0	0	0	0
D. Washington	1	21	21.0	0	0	0	0	0	0
(back)	1	0	0.0	0	0	0	0	0	0
Returns	4	89	22.3	0	0	0	0	0	0

FUMBLES		Fum		Lost		Rec		Yds	
0	0	0	0	0	0	0	0	0	0
Total	0	0	0	0	0	0	0	0	0

RUSHING		ATT		YDS		AVG		LG	
E. Lacy	17	103	6.1	17	17	0	0	0	0
A. Rodgers	5	22	4.4	4	4	0	0	0	0
T. Montgomery	1	-1	-1.0	-1	-1	0	0	0	0
J. Starks	1	1	1.0	1	1	0	0	0	0
Total	24	123	5.1	24	24	0	0	0	0

PASSING		ATT		CMP		YDS		SKYD	
24	15	205	24	4	49	0	129.3	0	0
A. Rodgers	24	15	205	24	4	49	0	129.3	0
Total	24	15	205	24	4	49	0	129.3	0

PASS RECEIVING		NO		YDS		AVG		LG	
6	101	16.8	49	2	2	0	0	0	0
J. Nelson	6	101	16.8	49	2	0	0	0	0
D. Adams	2	23	11.5	14	7	1	1	0	0
R. Rodgers	2	9	4.5	15	7	1	0	0	0
J. Cobb	1	33	33.0	33	33	0	0	0	0
R. Cobb	1	15	15.0	15	15	0	0	0	0
J. Perillo	1	13	13.0	13	13	0	0	0	0
J. Starks	1	9	9.0	9	9	0	0	0	0
E. Lacy	1	2	2.0	2	2	0	0	0	0
Total	15	205	13.7	49	4	0	0	0	0

INTERCEPTIONS		NO		YDS		AVG		LG	
1	44	44.0	44	0	0	0	0	0	0
D. Randall	1	44	44.0	44	44	0	0	0	0
Total	1	44	44.0	44	44	0	0	0	0

PUNTING		NO		YDS		AVG		NET	
2	83	41.5	33.5	0	0	0	0	0	0
J. Schum	2	83	41.5	33.5	0	0	0	0	0
Total	2	83	41.5	33.5	0	0	0	0	0

PUNT RETURNS		NO		YDS		AVG		FC	
1	1	1.0	1.0	1	1	0	0	0	0
T. Davis	1	1	1.0	1	1	0	0	0	0
Returns	1	1	1.0	1	1	0	0	0	0

KICK RETURNS		NO		YDS		AVG		FC	
1	24	24.0	24	0	0	0	0	0	0
T. Montgomery	1	24	24.0	24	24	0	0	0	0
(out of bounds)	0	0	0.0	0	0	0	0	0	0
(back)	0	0	0.0	0	0	0	0	0	0
Returns	1	24	24.0	24	24	0	0	0	0

FUMBLES		Fum		Lost		Rec		Yds	
0	0	0	0	0	0	0	0	0	0
Total	0	0	0	0	0	0	0	0	0

TOTAL FIRST DOWNS

By Rushing	By Passing	By Penalty
4	17	1
9	17	1
2	1	1

THIRD-DOWN EFFICIENCY

FOURTH-DOWN EFFICIENCY	TOTAL NET YARDS
8-14-57%	418
5-10-50%	324
0-0-0%	50

NET YARDS RUSHING

Total Offensive Plays	Average gain per offensive play	Total Rushing Plays	Average gain per rushing play
67	6.2	24	2.2
50	6.5	123	2.2
65	6.2	24	2.2
123	5.0	51	2.2
24	2.2	5.1	2.2

EGS - PATS had blocked

Net Punting Average	TOTAL RETURN YARDS (not inc. kickoffs)
47.0	16
45	1.16
1-1	2-16
1-24	4-99
1-44	0-0
4-45	0-0

PEALTIES Number and Yards

GREEN BAY, Wis. (AP)—The Green Bay Packers got pushy on both sides of the line of scrimmage against the New York Giants. The offensive line kept Aaron Rodgers clean in the pocket and helped drive the running attack. The defensive line is playing so well that the MVP quarterback is taking notice.

A little more consistency in the passing game, and the Packers could be a force again in the playoffs. Rodgers threw for 259 yards and two touchdown passes, and Green Bay's defense disrupted Eli Manning and limited Odell Beckham Jr. in a 23-16 win on Sunday night.

Manning was 18 of 35 for 199 yards and was sacked three times. The Giants (2-3) lost their third straight game, and the offense has struggled in road losses at Minnesota and Green Bay the last two weeks.

The Packers' defense contained the Giants in the red zone, holding New York to three field goals until late in the fourth quarter. Green Bay's secondary played well, especially considering the Packers' (3-1) were without starting cornerbacks Sam Shields (concussion) and Damarius Randall (groin). The Packers had another stellar day against the run, albeit against a team that was missing head running back Rashad Jennings (thrudd). The Giants managed just 43 yards on 15 carries against a defense ranked first against the run coming into the night.

Mike Daniels and Leroy Guillon led the effort on the defensive line, with first-round draft pick Kenny Clark becoming a key sub. The line only figures to only get stronger with the expected return of top backup Mike Pennel next week from a four-game suspension for violating the league's substance-abuse policy.

Beckham finished with five catches for 56 yards, but did get his first touchdown catch of the season.

The 8-yard score stood on replay review after the receiver jumped high in the air for Manning's pass and was ruled inbounds after straddling the back line of the end zone.

Randall Cobb was the Packers' most consistent receiver with nine catches for 108 yards. With the Giants' missing starting safety Nat Berne because of an injury, Cobb excelled in his specialty of working the middle of the field and turning short passes into long gains.

Cobb appeared to be OK on the sideline after taking a hit to the back of his head or neck from safety Landon Collins on a 13-yard catch on third-and-10 with about 2 minutes left.

Giants cornerback Janoris Jenkins had two interceptions in the first half, one coming on third-and-6 at the Giants 21 after a pass deflected off receiver Jordy Nelson's hands. It was Jenkins' first two-interception game since his rookie season with St. Louis, when he had two against Arizona on Nov. 25, 2012.

OFFICIALS — Referee: Ed Hochuli (85); Umpire: Clay Martin (19); Head Linesman: Greg Bradley (98); Line Judge: Rusty Baynes (59); Side Judge: Alex Kemp (55); Field Judge: Dale Shaw (104); Back Judge: Scott Helverston (93); Replay Official: Tom Sierman

STARTING LINEUPS

New York Giants		Green Bay Packers	
Offense	Defense	Offense	Defense
WR 13 O Beckham	LDE 90 J Pierre-Paul	WR 67 J Nelson	NT 98 L Guillon
LT 74 E Flowers	LDT 98 D Harrison	LT 69 D Bakhtiari	DT 76 M Daniels
LG 67 J Pugh	RDT 54 J Hankins	LG 66 L Taylor	LOLB 53 N Perry
C 70 W Richburg	DE 90 V Nemom	C 73 J Treter	ILB 47 J Ryan
RB 77 J Jerry	MLB 57 K Robinson	RB 57 T Lang	ILB 50 B Matthews
RT 68 B Hart	WLB 52 J Kasillas	RT 75 B Bulaga	ROLB 52 C Matthews
TE 45 W Vye	CB 23 L Hall	TE 82 R Rodgers	LOB 24 O Rollins
QB 10 E Manning	LCB 41 D Rodgers-Cromartie	WR 18 R Cobb	RQB 36 L Gunter
WR 87 S Sheppard	SS 21 L Collins	WR 17 D Adams	SS 42 M Burnett
RB 26 O Darkwa	FS 33 A Adams	RB 12 A Rodgers	FS 21 H Clinton-Dix
WR 80 V Cruz	RCB 20 J Jenkins	RB 27 E Lacy	CB 33 M Hyde

GREEN BAY SUBSTITUTIONS — K 2 M Crosby, P 10 J Schum, WR 11 T Davis, FB 22 A Ripkowski, S 25 M Evans, CB 28 J Hawkins, S 29 J Brice, S 32 C Bango, RB 44 J Starks, LB 48 J Fackell, LB 56 J Peppers, LS 61 B Goode, TG 67 D Bradley, 178 S. **DID NOT PLAY** — OB 7 B Hundley, **INACTIVES** — OB 6 J Callahan, CB 23 D Randall, CB 37 S Shields, T 68 K Murphy, TE 89 J Cook, DT 96 B Price, DT 99 C Ringo.

FIELD GOALS (made () & missed)

Team	Qtr	Time	Play Description (Extra Point) (Drive Info)	Yardage	Result
Giants	2	6:10	J Nelson 2 yd pass from A Rodgers (M Crosby kick) (16-75, 8:42)	16-75	8-42
Giants	2	8:21	J Brown 47 yd Field Goal (5-28, 1:24)	5-28	1:24
Giants	2	6:01	D Adams 29 yd pass from A Rodgers (M Crosby kick) (5-80, 2:20)	5-80	2:20
Giants	2	1:51	J Brown 41 yd Field Goal (5-17, 1:13)	5-17	1:13
Giants	2	0:00	M Crosby 44 yd Field Goal (4-5, 1:15)	4-5	1:15
Giants	3	5:26	J Brown 30 yd Field Goal (9-41, 4:43)	9-41	4:43
Giants	4	13:46	M Crosby 33 yd Field Goal (13-73, 6:22)	13-73	6:22
Giants	4	6:39	M Crosby 25 yd Field Goal (13-73, 6:22)	13-73	6:22
Giants	4	2:54	O Beckham 8 yd pass from E Manning (J Brown kick) (10-63, 3:45)	10-63	3:45

GREEN BAY DEFENSIVE STATISTICS (Official)

Player	TEL	TI	SK	QBH	FF	FR	INT	PD
M Hyde	7	3	10	1	0	0	0	0
H Clinton-Dix	6	0	1	0	0	0	0	0
J Ryan	5	1	1	0	0	0	0	0
M Burnett	5	0	1	0	0	0	0	0
N Perry	3	1	1	0	0	0	0	0
O Rollins	3	1	4	0	0	0	0	0
K Fackell	3	0	1	0	0	0	0	0
C Matthews	3	0	1	0	0	0	0	0
B Martinez	2	1	0	0	0	0	0	0
Totals	42	15	9	57	4-23	7	1	0-0

New York Giants										Green Bay Packers									
Player	ATT	YDS	AVG	LG	TD	INT	SK	YD/PT	TD	Player	ATT	YDS	AVG	LG	TD	INT	SK	YD/PT	TD
RUSHING	5	22	4.4	14	0	0	0	0	0	RUSHING	11	81	7.4	31	0	0	0	0	0
B Barney	7	11	1.6	6	0	0	0	0	0	J Starks	12	37	3.1	10	0	0	0	0	0
O Darkwa	2	9	4.5	5	0	0	0	0	0	A Ripkowski	5	17	3.5	13	0	0	0	0	0
E Manning	1	1	1.0	1	0	0	0	0	0	A Rodgers	2	15	7.5	11	0	0	0	0	0
Manning	0	0	0	0	0	0	0	0	0	T Montgomery	1	1	1.0	1	0	0	0	0	0
Total	15	43	2.9	14	0	0	0	0	0	Total	32	147	4.6	31	0	0	0	0	0
PASSING	35	18	199	3/17	1	27	0	78.2	0	PASSING	45	23	259	0/0	2	29	2	65.0	0
E Manning	0	0	1/6	0	0	0	0	0	0	A Rodgers	23	259	0/0	2	29	2	65.0	0	
O Beckham	35	18	199	4/23	1	27	0	78.2	0	Total	45	23	259	0/0	2	29	2	65.0	0
Total	35	18	199	4/23	1	27	0	78.2	0	Total	45	23	259	0/0	2	29	2	65.0	0
PASS RECEIVING	6	52	8.7	18	0	0	0	0	0	PASS RECEIVING	9	108	12.0	21	0	0	0	0	
B Barney	5	56	11.2	16	1	0	0	0	0	D Adams	5	85	17.0	29	1	1	1	0	
O Beckham	2	37	18.5	14	0	0	0	0	0	J Nelson	4	38	9.5	17	1	0	0	0	
W Vye	2	27	13.5	14	0	0	0	0	0	J Starks	3	19	6.3	6	0	0	0	0	
J Adams	2	14	7.0	10	0	0	0	0	0	R Rodgers	1	6	6.0	6	0	0	0	0	
S Sheppard	1	13	13.0	10	0	0	0	0	0	J Starks	3	3	3.0	3	0	0	0	0	
P Perkins	1	18	199	11.1	27	0	0	0	0	E Lacy	2	259	11.3	29	2	0	0	0	
Total	18	199	11.1	11	1	0	0	0	0	Total	23	259	11.3	29	2	0	0	0	
INTERCEPTIONS	2	26	13.0	23	0	0	0	0	0	INTERCEPTIONS	0	0	0	0	0	0	0	0	
J Jenkins	2	26	13.0	23	0	0	0	0	0	Total	0	0	0	0	0	0	0	0	
Total	2	26	13.0	23	0	0	0	0	0	Total	0	0	0	0	0	0	0	0	
PUNTING	6	235	39.2	38.7	0	3	47	0	0	PUNTING	4	146	36.5	35.0	0	0	42	0	
B Bango	6	235	39.2	38.7	0	3	47	0	0	J Schum	4	146	36.5	35.0	0	0	42	0	
Total	6	235	39.2	38.7	0	3	47	0	0	Total	4	146	36.5	35.0	0	0	42	0	
PUNT RETURNS	1	0	0	0	0	0	0	0	0	PUNT RETURNS	2	3	3.0	3	0	0	0	0	
D Harris	1	0	0	0	0	0	0	0	0	T Davis	2	3	3.0	3	0	0	0	0	
O Beckham	0	0	0	0	0	0	0	0	0	(downed)	1	0	0	0	0	0	0	0	
(out of bounds)	2	0	0	0	0	0	0	0	0	(out of bounds)	1	0	0	0	0	0	0	0	
Returns	1	6	6.0	6	0	0	0	0	0	Returns	1	3	3.0	2	0	0	0	0	
KICK RETURNS	3	103	34.3	42	0	0	0	0	0	KICK RETURNS	1	24	24.0	24	0	0	0	0	
D Harris	3	103	34.3	42	0	0	0	0	0	T Montgomery	1	18	18.0	18	0	0	0	0	
B Barney	1	37	37.0	37	0	0	0	0	0	J Starks	2	10	5.0	10	0	0	0	0	
R Barney	1	1	1.0	1	0	0	0	0	0	(back)	2	42	21.0	0	0	0	0	0	
(back)	4	140	35.0	42	0	0	0	0	0	Returns	2	42	21.0	0	0	0	0		
Returns	4	140	35.0	42	0	0	0	0	0	Total	1	0	0	0	0	0	0	0	
FUMBLES	1	1	0	0	0	0	0	0	0	FUMBLES	1	0	0	0	0	0	0	0	
E Manning	1	1	0	0	0	0	0	0	0	J Starks	1	0	0	0	0	0	0	0	
Total	1	1	0	0	0	0	0	0	0	K Fackell	0	0	0	0	0	0	0	0	
Total	1	1	0	0	0	0	0	0	0	K Clark	0	0	0	0	0	0	0	0	
Total	1	1	0	0	0	0	0	0	0	Total	1	0	0	0	0	0	0	0	

TOTAL FIRST DOWNS 14

By Rushing 2

By Passing 12

By Penalty 0

THIRD-DOWN EFFICIENCY 4-13-31%

FOURTH-DOWN EFFICIENCY 0-0-0%

TOTAL NET YARDS 219

Total Offensive Plays 54

Average gain per offensive play 4.1

NET YARDS RUSHING 43

Total Rushing Plays 15

Average gain per rushing play 2.9

NET YARDS PASSING 176

Times thrown - Yards lost att. to pass 4-23

Gross yards passing 199

PASS ATT-COMP-INT 45-23-2

Average gain per pass play 4.5

KICKOFFS Number-In Ez-Touchbacks 5-3-3

PUNTS Number and Average 6-39.2

Had Blocked 0

FGs - PATs had blocked 0-0

Net Punting Average 38.7

TOTAL RETURN YARDS (not inc. kickoffs) 32

No. and Yards Punt Returns 1-6

No. and Yards Kickoff Returns 4-1-40

No. and Yards Interception Returns 2-26

PEALTIES Number and Yards 6-51

FUMBLES Number and Lost 1-1

TOUCHDOWNS 1

Rushing 0

Passing 1

EXTRA POINTS Made-Attempts 1-1

Kicking Made-Attempts 1-1

FIELD GOALS Made-Attempts 3-3

RED-ZONE EFFICIENCY 1-2-50%

GOAL-TO-GO EFFICIENCY 0-0-0%

SAFETIES 0

FINAL SCORE 23

TIME OF POSSESSION 23:22

DALLAS 30, GREEN BAY 16

Lambeau Field, Sunday, Oct. 16, 2016. Attendance: 78,481. Time: 3:09. Weather: 69° F. Humidity: 63 percent. Wind: NE 8 mph. **GAME 5**

GREEN BAY WRs (AP) - Rookie Dak Prescott is starting an impressive ease to remain the starting quarterback of the Dallas Cowboys. He's off to quite the start in his NFL career after taking over following veteran Tony Romo's preseason back injury. Prescott threw for 247 yards and three touchdowns, and the Cowboys forced four turnovers in a 30-10 win over the Green Bay Packers. Prescott was 18 of 27 and struck off two touchdowns and an interception to lead the Cowboys (5-1) to their fifth straight win. Prescott showed some poise in the fourth quarter while matching the Cowboys on a seven-play, 75-yard drive that ended with a 4-yard touchdown pass to Cole Beesley for an 18-point lead with 10:26 left. Romo seems to be getting closer to returning. After a bye, Dallas next plays on Oct. 30 against Philadelphia. Prescott looked on a Packers secondary that played much of the game without their top three cornerbacks because of injuries. His fourth-quarter touchdown pass left Packers fans at Lambeau stunned. They were booing at times following another choppy game for Green Bay's offense. The four turnovers were a season high for Green Bay (3-2).

The Packers had the fun times on the day, losing three. Even two-time NFL MVP quarterback Aaron Rodgers wasn't immune from the jeering. Rodgers finished 31 of 42 for a season-high 294 yards. The Packers didn't get into the end zone until Rodgers and Cobb connected on a 6-yard touchdown pass with 6:53 left to get within 27-16. Rodgers accounted for two turnovers with an interception to go with a fumble on first-and-goal at the Cowboys' 1 with 1:10 left in the third quarter. Prescott threw the first interception of his career after he was picked off on third-and-8 from the Dallas 6, knowing out of his end zone with 20 seconds left in third quarter. Safety Morgan Burnett had the diving interception.

Prescott's NFL record streak for a quarterback at the start of his career without an interception ended at 176 pass attempts. He broke the mark of 182 previously held by New England's Tom Brady earlier in the game. Drops were a problem again at times for Packers receivers. Timing may have been off on a couple other throws. Rodgers and McCarthy said the Packers would figure out the problems after watching the film.

It was Green Bay's worst defeat at home with Rodgers as the starting quarterback since a 37-20 loss to the Giants in the 2011 NFC Divisional playoffs. Dallas denied Green Bay's league-best run defense. The Cowboys rushed for 93 yards in the first half against the Packers, which was already a season high against Green Bay. The Packers had been allowing 42.8 yards per game entering Sunday. Dallas was averaging a league-best 155.2 yards per game.

Rookie Ezekiel Elliott finished with 157 yards on 28 carries, giving him 703 yards rushing, in the second-most in a player's first six career games, behind only Eric Decker (787). Elliott also became the only rookie to rush for at least 130 yards in four consecutive games.

OFFICIALS — Referee: Brad Allen (122); Umpire: Fred Bryan (11); Head Linesman: Jim Mello (48); Line Judge: Thomas Symonette (100); Side Judge: David Meslow (118); Field Judge: Tom Hill (97); Back Judge: Shawn Hochuli (83); Replay Official: Jim Lapeina

STARTING LINEUPS

Dallas Cowboys		Green Bay Packers	
Offense	Defense	Offense	Defense
WR 19 B.Balcer	DE 98 T.Crawford	WR 67 J.Nelson	DE 97 K.Cook
TE 97 G.Swain	DT 97 T.McClain	LT 69 D.Bakhtiari	NT 98 L.Glun
LT 77 T.Smith	DT 96 M.Collins	LG 66 L.Taylor	DT 76 M.Daniels
LG 65 R.aley	DE 58 J.Crawford	C 58 J.Treter	C 79 J.Peppers
C 72 T.Fredrick	MLB 59 A.thians	RG 70 T.lano	ILB 52 C.Matthews
RG 70 Z.Martin	WLB 50 S.eeh	RT 75 B.Budga	ROLB 53 N.Perry
RT 68 D.ree	CB 39 B.carr	WR 17 D.Adams	LOB 23 D.Randall
TE 82 J.Williams	CB 24 M.Claiborne	WR 18 R.Cobb	RQB 46 M.Burnett
WR 83 T.White	FS 42 B.Church	FS 31 B.Jones	SS 42 M.Burnett
CB 4 D.Prescott	CB 30 A.browns	RB 27 E.lay	FS 21 M.Hinton-Dix
RB 21 E.lliott		RB 22 A.hibowski	S 33 M.Hvide

FIELD GOALS (made / & missed)

Player	Attempts	Made	Missed
Dallas Cowboys	(44) (22) (32)	1	2
Green Bay Packers		3	3

GREEN BAY DEFENSIVE STATISTICS (official)

Player	Att	Comp	Yds	Sk	Yd	TD	LG	INT	RT
D.Prescott	27	18	247	2	14	3	42	1	117.4
A.Rodgers	27	18	247	2	14	3	42	1	117.4
T.Montgomery	10	7	98	1	15	0	15	0	90.8
R.Cobb	5	5	53	0	17	0	17	0	30.6
J.Nelson	7	5	68	0	13.6	0	25	0	17.0
D.Adams	2	2	34	0	17.0	0	12	0	17.0
R.Rodgers	2	2	15	0	7.5	0	12	0	7.5
J.Lewis	2	1	14	0	7.0	0	8	0	7.0
E.Lay	1	1	6	0	6.0	0	6	0	6.0
A.Ripkowski	1	1	4	0	4.0	0	4	0	4.0
J.Perillo	1	1	2	0	2.0	0	2	0	2.0
T.Davis	1	1	2	0	2.0	0	2	0	2.0
J.Schum	1	1	2	0	2.0	0	2	0	2.0
Total	42	31	294	1/0	1/0	1	25	1	90.8

Dallas Cowboys		Green Bay Packers	
Rushing	Passing	Rushing	Passing
Elliott	18	E.Lay	42
Whitehead	1	Rodgers	31
Adams	3	Montgomery	10
Morris	1	Montgomery	7
Total	23	A.Ripkowski	3
	191	Total	24
	5.8		78
	5.8		3.3

Dallas Cowboys		Green Bay Packers	
Punting	Kick Returns	Punting	Kick Returns
C.Jones	2	J.Schum	1
Chubb	83	Davis	47
Total	41.5	Total	47.0
	29.0		47.0

Dallas Cowboys		Green Bay Packers	
Fumbles	Turnovers	Fumbles	Turnovers
D.Prescott	2	T.Montgomery	2
Z.Martin	1	A.Rodgers	1
Iving	0	J.Spriggs	0
A.Brown	0	J.Perillo	0
B.Church	0	Rodgers	0
M.Claiborne	0	J.Thomas	0
Davis	0	Total	5
Total	3		3

Dallas Cowboys		Green Bay Packers	
Net Punting	Red-Zone Efficiency	Net Punting	Red-Zone Efficiency
By Rushing	7	By Rushing	4
By Passing	14	By Passing	17
Total	21	Total	21
	41.5%		41.5%

Dallas Cowboys		Green Bay Packers	
Net Yards Passing	Net Yards Rushing	Net Yards Passing	Net Yards Rushing
By Rushing	7	By Rushing	4
By Passing	14	By Passing	17
Total	21	Total	21
	41.5%		41.5%

Dallas Cowboys		Green Bay Packers	
Net Yards Passing	Net Yards Rushing	Net Yards Passing	Net Yards Rushing
By Rushing	7	By Rushing	4
By Passing	14	By Passing	17
Total	21	Total	21
	41.5%		41.5%

Dallas Cowboys		Green Bay Packers	
Net Yards Passing	Net Yards Rushing	Net Yards Passing	Net Yards Rushing
By Rushing	7	By Rushing	4
By Passing	14	By Passing	17
Total	21	Total	21
	41.5%		41.5%

Dallas Cowboys		Green Bay Packers	
Net Yards Passing	Net Yards Rushing	Net Yards Passing	Net Yards Rushing
By Rushing	7	By Rushing	4
By Passing	14	By Passing	17
Total	21	Total	21
	41.5%		41.5%

Dallas Cowboys		Green Bay Packers	
Net Yards Passing	Net Yards Rushing	Net Yards Passing	Net Yards Rushing
By Rushing	7	By Rushing	4
By Passing	14	By Passing	17
Total	21	Total	21
	41.5%		41.5%

Dallas Cowboys		Green Bay Packers	
Net Yards Passing	Net Yards Rushing	Net Yards Passing	Net Yards Rushing
By Rushing	7	By Rushing	4
By Passing	14	By Passing	17
Total	21	Total	21
	41.5%		41.5%

Dallas Cowboys		Green Bay Packers	
Net Yards Passing	Net Yards Rushing	Net Yards Passing	Net Yards Rushing
By Rushing	7	By Rushing	4
By Passing	14	By Passing	17
Total	21	Total	21
	41.5%		41.5%

Dallas Cowboys		Green Bay Packers	
Net Yards Passing	Net Yards Rushing	Net Yards Passing	Net Yards Rushing
By Rushing	7	By Rushing	4
By Passing	14	By Passing	17
Total	21	Total	21
	41.5%		41.5%

Dallas Cowboys		Green Bay Packers	
Net Yards Passing	Net Yards Rushing	Net Yards Passing	Net Yards Rushing
By Rushing	7	By Rushing	4
By Passing	14	By Passing	17
Total	21	Total	21
	41.5%		41.5%

Dallas Cowboys		Green Bay Packers	
Net Yards Passing	Net Yards Rushing	Net Yards Passing	Net Yards Rushing
By Rushing	7	By Rushing	4
By Passing	14	By Passing	17
Total	21	Total	21
	41.5%		41.5%

Dallas Cowboys		Green Bay Packers	
Net Yards Passing	Net Yards Rushing	Net Yards Passing	Net Yards Rushing
By Rushing	7	By Rushing	4
By Passing	14	By Passing	17
Total	21	Total	21
	41.5%		41.5%

Dallas Cowboys		Green Bay Packers	
Net Yards Passing	Net Yards Rushing	Net Yards Passing	Net Yards Rushing
By Rushing	7	By Rushing	4
By Passing	14	By Passing	17
Total	21	Total	21
	41.5%		41.5%

Dallas Cowboys		Green Bay Packers	
Net Yards Passing	Net Yards Rushing	Net Yards Passing	Net Yards Rushing
By Rushing	7	By Rushing	4
By Passing	14	By Passing	17
Total	21	Total	21
	41.5%		41.5%

Dallas Cowboys		Green Bay Packers	
Net Yards Passing	Net Yards Rushing	Net Yards Passing	Net Yards Rushing
By Rushing	7	By Rushing	4
By Passing	14	By Passing	17
Total	21	Total	21
	41.5%		41.5%

Dallas Cowboys		Green Bay Packers	
Net Yards Passing	Net Yards Rushing	Net Yards Passing	Net Yards Rushing
By Rushing	7	By Rushing	4
By Passing	14	By Passing	17
Total	21	Total	21
	41.5%		41.5%

Dallas Cowboys		Green Bay Packers	
Net Yards Passing	Net Yards Rushing	Net Yards Passing	Net Yards Rushing
By Rushing	7	By Rushing	4
By Passing	14	By Passing	17
Total	21	Total	21
	41.5%		41.5%

Dallas Cowboys		Green Bay Packers	
Net Yards Passing	Net Yards Rushing	Net Yards Passing	Net Yards Rushing
By Rushing	7	By Rushing	4
By Passing	14	By Passing	17
Total	21	Total	21
	41.5%		41.5%

Dallas Cowboys		Green Bay Packers	
Net Yards Passing	Net Yards Rushing	Net Yards Passing	Net Yards Rushing
By Rushing	7	By Rushing	4
By Passing	14	By Passing	17
Total	21	Total	21
	41.5%		41.5%

Dallas Cowboys		Green Bay Packers	
Net Yards Passing	Net Yards Rushing	Net Yards Passing	Net Yards Rushing
By Rushing	7	By Rushing	4
By Passing	14	By Passing	17
Total	21	Total	21
	41.5%		41.5%

Dallas Cowboys		Green Bay Packers	
Net Yards Passing	Net Yards Rushing	Net Yards Passing	Net Yards Rushing
By Rushing	7	By Rushing	4
By Passing	14	By Passing	17
Total	21	Total	21
	41.5%		41.5%

Dallas Cowboys		Green Bay Packers	
Net Yards Passing	Net Yards Rushing	Net Yards Passing	Net Yards Rushing
By Rushing	7	By Rushing	4
By Passing	14	By Passing	17
Total	21	Total	21
	41.5%		41.5%

Dallas Cowboys		Green Bay Packers	
Net Yards Passing	Net Yards Rushing	Net Yards Passing	Net Yards Rushing
By Rushing	7	By Rushing	4
By Passing	14	By Passing	17
Total	21	Total	21
	41.5%		41.5%

Dallas Cowboys		Green Bay Packers	
Net Yards Passing	Net Yards Rushing	Net Yards Passing	Net Yards Rushing
By Rushing	7	By Rushing	4
By Passing	14	By Passing	17
Total	21	Total	21
	41.5%		41.5%

Dallas Cowboys		Green Bay Packers	
Net Yards Passing	Net Yards Rushing	Net Yards Passing	Net Yards Rushing
By Rushing	7	By Rushing	4
By Passing	14	By Passing	17
Total	21	Total	21
	41.5%		41.5%

Dallas Cowboys		Green Bay Packers	
Net Yards Passing	Net Yards Rushing	Net Yards Passing	Net Yards Rushing
By Rushing	7	By Rushing	4
By Passing	14	By Passing	17
Total	21	Total	21
	41.5%		41.5%

Dallas Cowboys		Green Bay Packers	
Net Yards Passing	Net Yards Rushing	Net Yards Passing	Net Yards Rushing
By Rushing	7	By Rushing	4
By Passing	14	By Passing	17
Total	21	Total	21
	41.5%		41.5%

Dallas Cowboys		Green Bay Packers	
----------------	--	-------------------	--

GREEN BAY WINS (AP) — Aaron Rodgers set a record. The Chicago Bears lost another quarterback. After a slow start in the red zone, the Green Bay Packers picked up the pace in the second half to overpower their offensively-challenged NFC North foe, they got 326 yards and three touchdowns. Davante Adams and Ty Montgomery emerged as playmakers in the second half and Packers beat the Bears, 26-10, on Thursday night.

Rodgers was 28-of-56, setting a franchise mark for completions in a game. It was the Packers' first contest without injured running back Eddie Lacy. The Packers (4-2) moved efficiently on short gains most of the night, but couldn't break into the end zone until Adams caught the first of his two touchdown receptions with 9:11 left in the third quarter for a 13-10 lead.

Rodgers and Adams combined again for a 4-yard score on the first play of fourth quarter for a 10-point lead.

Chicago turned to third-stringer Matt Barkley. An offense that was already 31st in the league in scoring got worse. Barkley was 6 of 15 for 81 yards and two interceptions. Kaden Cary had 48 yards on 10 carries, including a 24-yarder. Receiver Alshon Jeffery was held to three catches for 33 yards against a Packers secondary without his top three cornerbacks because of injuries.

It got 50 yard for the Bears that Rodgers had more completions (37) than the Bears had offensive plays (36) by 5:31 of the fourth quarter.

That 37th completion for Rodgers was a 2-yard touchdown pass to Randall Cobb for a 16-point lead.

Adams, Montgomery and Cobb each finished with at least 10 receptions.

Hoey left early in the second quarter after getting hit by Julius Peppers and Clay Matthews on an incompletion on third-and-6 from midfield. Hoey was 4 of 11 for 49 yards.

Adams had 13 catches for a career-high 132 yards. Adams had just been cleared earlier Thursday from the NFL's concussion protocol after leaving the loss Sunday to Dallas.

Cobb finished with 11 catches for 95 yards.

Montgomery, who got the start in the backfield with running backs Lacy (ankle) and James Starks (knee) out, finished with 10 catches for 66 yards and nine carries for 60 yards.

The Bears' only touchdown came from rookie pass-rushing linebacker Leonard Floyd, who forced Rodgers to fumble on third-and-10 from the 15 on a sack. Floyd recovered the ball in the end zone for a 10-6 lead, 30 seconds into the third quarter. Floyd had been limited in practice this week with a calf injury.

The Packers moved effectively with short passes in the first half but stalled on three drives inside the 22. Mason Crosby salvaged two series with field goals, but the Packers went scoreless on another drive when Montgomery was stopped on a fourth-and-goal run from the 1.

GREEN BAY, which led 6-3 at the half, exploited the Bears' underneath coverage. They also threw short passes as a substitute for the running game.

OFFICIALS — Referee: John Parry (132); Umpire: Mark Bellis (131); Head Linesman: John McGrath (5); Line Judge: Mike Spanier (90); Side Judge: Keith Washington (7); Field Judge: Jahar Walker (28); Back Judge: Perry Paganelli (46); Replay Official: Bob McGinn

STARTING LINEUPS

Chicago Bears

WR	17	A.J. Green	DE	96	A.Hicks	WR	87	J. Peterson	NT	98	L.Guion
LT	72	C.Leno	DE	98	M.Urelin	LT	69	D.Bakhtiari	DT	76	M.Daniels
LG	64	E.Kush	OLB	94	L.Floyd	LG	66	J.Taylor	LOLB	53	N.Perry
C	65	C.Whitehair	ILB	50	J.Freeman	C	79	J.Treter	ILB	47	J.Ryan
RG	75	K.Loug	OLB	97	W.Young	RG	70	T.Lano	ILB	50	B.Matthews
RT	70	B.Masse	CB	21	T.Porter	RT	75	B.Budga	ROLB	59	C.Matthews
TE	86	Z.Miller	S	29	H.Jones-Quarty	TE	82	R.Rodgers	LOB	32	D.Goodson
QB	2	B.Hoyer	S	38	A.Amos	WR	18	R.Cobb	RCB	46	M.Gunter
RB	24	J.Howard	CB	22	C.Labian	WR	17	D.Adams	SS	32	M.Burnett
TE	84	B.Brauneker	S	31	C.Prosinski	RB	12	A.Rodgers	FS	21	H.Chilton-Dix
TE	82	L.Paulsen	CB	37	B.Callahan	RB	88	T.Montgomery	CB	33	M.Chilton-Dix

GREEN BAY SUBSTITUTIONS — K 2 M.Crosby, P 10 J.Schum, WR 11 T.Davis, FB 22 A.Ripkowski, S 25 M.Evans, CB 28 J.Hawkins, S 29 K.Brice, RB 30 D.Jackson, LB 48 J.Thomas, LB 51 K.Kraciwell, LB 56 J.Peppers, LS 61 B.Goode, DT 64 M.Pennell, 7/6 67 D.Bardley, T 78 J.Spriggs, TE 80 J.Perrillo, WR 83 J.Janis, LB 91 J.Elliott, LB 92 D.Lowy, DE/LB 95 D.Jones, DT 99 C.Ringo. **DID NOT PLAY** — QB 7 B.Hindley, **INACTIVES** — CB 23 D.Randall, CB 24 Q.Rollins, S 32 C.Banjo, RB 44 J.Starks, TE 68 K.Murphy, WR 84 J.Abravdeletis, TE 89 J.Cook.

FIELD GOALS (made () & missed)

Player	Attempts	Made	Missed
M.Crosby	3	3	0
Green Bay Packers	3	3	0

GREEN BAY DEFENSIVE STATISTICS (official)

Player	Att	Int	Sk	Def	FF	Rec	Yds	TD	Int	PD
H.Chilton-Dix	2	1	3	0	0	0	0	0	0	0
M.Hyde	2	1	3	0	0	0	0	0	0	0
L.Guion	1	1	0	0	0	0	0	0	0	0
M.Pennell	0	2	0	0	0	0	0	0	0	0
D.Jones	0	0	0	0	0	0	0	0	0	0
D.Lowy	0	0	0	0	0	0	0	0	0	0
J.Peppers	0	0	0	0	0	0	0	0	0	0
Totals	31	21	3	52	1-10	9	0	0	0	2-4

CHICAGO BEARS DEFENSIVE STATISTICS (official)

Player	Att	Int	Sk	Def	FF	Rec	Yds	TD	Int	PD
H.Chilton-Dix	2	1	3	0	0	0	0	0	0	0
M.Hyde	2	1	3	0	0	0	0	0	0	0
L.Guion	1	1	0	0	0	0	0	0	0	0
M.Pennell	0	2	0	0	0	0	0	0	0	0
D.Jones	0	0	0	0	0	0	0	0	0	0
D.Lowy	0	0	0	0	0	0	0	0	0	0
J.Peppers	0	0	0	0	0	0	0	0	0	0
Totals	31	21	3	52	1-10	9	0	0	0	2-4

CHICAGO BEARS OFFENSE

Player	Att	Comp	Yds	SK	YD	TD	LG	IN	RT
A.Rodgers	15	9	81	1/0	0	26	2	18.3	50.3
M.Barkley	1	4	49	0/0	0	25	2	50.3	0
B.Hoyer	1	1	10	0/0	0	26	2	22.9	0
Total	17	14	140	1/0	0	77	4	22.9	50.3

CHICAGO BEARS RECEIVING

Player	Att	Yds	AVG	LG	TD
A.Jeffery	3	33	11.0	11	0
J.Zimmer	2	40	20.0	26	0
J.Bellamy	2	32	16.0	25	0
C.Meredith	1	12	12.0	12	0
K.Carey	1	9	9.0	9	0
D.Thompson	1	4	4.0	4	0
Total	10	130	13.0	26	0

CHICAGO BEARS INTERCEPTIONS

Player	No	Yds	AVG	LG	TD
Total	0	0	0.0	0	0

CHICAGO BEARS PUNTING

Player	No	Yds	AVG	NET	TB	IN20	LG
P.O'Donnell	5	225	45.0	43.8	0	3	48
Total	5	225	45.0	43.8	0	3	48

GREEN BAY PACKERS RECEIVING

Player	Att	Yds	AVG	LG	TD
T.Montgomery	9	60	6.7	14	0
R.Cobb	5	21	4.2	30	0
A.Ripkowski	3	7	2.3	4	0
A.Rodgers	2	8	4.0	8	0
D.Jackson	2	6	3.0	5	0
K.Davis	2	6	3.0	5	0
Total	23	103	4.5	30	0

GREEN BAY PACKERS PASSING

Player	Att	Comp	Yds	SK	YD	TD	LG	IN	RT
A.Rodgers	56	39	326	2/23	3	25	0	102.2	0
Total	56	39	326	2/23	3	25	0	102.2	0

GREEN BAY PACKERS RECEIVING

Player	No	Yds	AVG	LG	TD
A.Rodgers	13	132	10.2	24	1
R.Cobb	11	95	8.6	25	1
T.Montgomery	10	66	6.6	13	0
J.Lewis	2	9	4.5	7	0
J.Melton	2	9	4.5	9	0
A.Ripkowski	1	7	7.0	7	0
D.Jackson	1	2	2.0	2	0
Total	39	326	8.4	25	3

GREEN BAY PACKERS INTERCEPTIONS

Player	No	Yds	AVG	LG	TD
B.Martinez	1	4	4.0	4	0
N.Perry	1	0	0.0	0	0
Total	2	4	2.0	4	0

GREEN BAY PACKERS PUNTING

Player	No	Yds	AVG	NET	TB	IN20	LG
J.Schum	1	46	46.0	46.0	0	0	46
Total	1	46	46.0	46.0	0	0	46

GREEN BAY PACKERS PUNT RETURNS

Player	No	Yds	AVG	FC	TD
T.Davis	1	6	6.0	4	0
Total	1	6	6.0	4	0

GREEN BAY PACKERS KICK RETURNS

Player	No	Yds	AVG	FC	TD
K.Davis	1	18	18.0	0	0
J.Janis	1	17	17.0	0	0
A.Janis	1	0	0.0	0	0
A.Ripkowski	1	35	35.0	0	0
Total	4	70	17.5	0	0

GREEN BAY PACKERS FUMBLES

Player	Fum	Lost	Rec	Yds	TD	FF	Rec	Yds	TD	Bds	Out
T.Davis	1	0	0	0	0	0	0	0	0	0	0
A.Rodgers	1	1	0	0	0	0	0	0	0	0	0
A.Ripkowski	0	0	1	0	0	0	0	0	0	0	0
Total	2	1	1	0	0	0	0	0	0	0	0

GREEN BAY PACKERS TOTAL FIRST DOWNS

Category	By Rushing	By Passing	By Penalty	Total
By Rushing	3	5	0	8
By Passing	0	21	0	21
By Penalty	0	0	1	1
Total	3	26	1	30

GREEN BAY PACKERS THIRD-DOWN EFFICIENCY

Category	4th & 5th Downs	2nd & 3rd Downs	Total
4th & 5th Downs	0-0 (0%)	9-16 (56%)	9-16 (56%)
2nd & 3rd Downs	0-0 (0%)	1-2 (50%)	1-2 (50%)
Total	0-0 (0%)	10-18 (55%)	10-18 (55%)

GREEN BAY PACKERS NET YARDS RUSHING

Category	Total Rushing Plays	Average Gain per Rushing Play	Yards Lost	Net Yards
Total Rushing Plays	18	3.8	4.5	33
Average Gain per Rushing Play	18	3.8	4.5	33
Yards Lost	4	0.0	4.5	33
Net Yards Rushing	29	1.6	4.5	29

GREEN BAY PACKERS NET YARDS PASSING

Category	Total Passing Plays	Average Gain per Passing Play	Yards Lost	Net Yards
Total Passing Plays	303	1.1	2.3	303
Average Gain per Passing Play	303	1.1	2.3	303
Yards Lost	2	0.0%	2.3	303
Net Yards Passing	301	1.1	2.3	301

GREEN BAY PACKERS PASS ATTEMPTS

Category	Attempts	Completions	Percentage
Attempts	326	130	39.9%
Completions	130	130	39.9%
Percentage	39.9%	39.9%	39.9%

GREEN BAY PACKERS KICKOFFS

Category	Number	Average
Number	3-3-1	6-4-4
Average	5-45-0	1-46-0
Total	0	0

ATLANTA (AP) — The Atlanta Falcons found themselves in another tight game. This time, they came through with the winning play. After two excruciating losses, the Falcons rallied for a 35-32 victory over the Green Bay Packers when Matt Ryan threw an 11-yard touchdown pass to Mohamed Sanu with 31 seconds remaining Sunday.

With Julio Jones shut down in the second half, Ryan turned to Sanu to bail out Atlanta (5-3). He caught five passes for 50 yards on the final possession, the last of them a touchdown pass in the back of the end zone after he got matched against linebacker Jake Ryan.

The Green Bay player didn't have a chance. Sanu raced past him and hauled in the pass right in front of the goalposts, the ball easily clearing Ryan's outstretched hands.

The Falcons were coming off a 26-24 loss at Seattle and a 33-30 overtime setback to San Diego in which they squandered a 17-point lead at home. Given what happened a year ago — Atlanta started the season 6-1, then lost six in a row and missed the playoffs — it was imperative to turn things around against the Packers. It didn't look good when Aaron Rodgers threw his fourth touchdown pass, putting the Packers ahead with 3:58 remaining. Sanu had nine catches for 84 yards, both season highs in his first year with the Falcons. Atlanta needed every one of them, since Jones was held to three catches for 29 yards and targeted only once in the second half — a dropped pass on the final possession.

But Jones helped Sanu get open on the winning play, drawing two defenders when they lined up on the same side of the field. Ryan was 28 of 35 for 288 yards and three touchdowns.

Rodgers threw for 246 yards, teaming up with a bunch of young receivers as the banged-up Packers played without six starters. Linebacker Clay Matthews and receiver Randall Cobb were among those who couldn't go because of hamstring injuries.

Three Green Bay receivers — Geronimo Allison, Trevor Davis and Jeff Janis — got their first career touchdowns. Allison, in fact, had just been promoted from the practice squad and never caught a pass in an NFL game. Ditto for Davis, a rookie who had mainly been used as a returner. The Packers took a 32-26 lead after the Falcons were caught with too many men on the field, giving Green Bay a first down rather than having to go for a fourth-and-1. Rodgers was tied to Janis for a 7-yard touchdown with 3:58 remaining, followed by a 2-point conversion.

It wasn't enough. Sanu's touchdown tied the game, and Matt Bryant booted through the winning extra point. Bryant had already become the Falcons career leading scorer, passing Moran Anderson, with a PAT after Atlanta's first TD.

Adrian Clayborn had the first muffed-sack game of his six-year NFL career, bringing down Rodgers twice in the second half. Vic Beasley Jr. also had a sack, giving him 6½ over the last four games and 7½ for the season.

Rodgers was also Green Bay's leading rusher with a career-high 60 yards on six carries. He broke his previous best of 57 yards in 2012, and posted the highest rushing total by a Packers quarterback since Don Majkowski's 88-yard effort in 1990.

OFFICIALS — Referee: Walt Anderson (66); Umpire: Butch Hannah (40); Head Linesman: Jerod Phillips (6); Line Judge: Byron Boston (18); Side Judge: Laird Hayes (25); Field Judge: John Jenkins (17); Back Judge: Greg Wilson (19); Replay Official: Billy Smith

Green Bay Packers

WR	87 J.Nelson	DT	98 L.Gibson	WR	11 J.Jones	DE	50 B.Raeb	Defense
LT	69 D.Khalilari	LT	76 M.Daniels	LT	70 J.Mattews	DT	95 J.Baheaux	
LG	66 S.Lajoy	LG	56 J.Peypers	LG	67 A.Levitt	DT	97 G.Jarrett	
C	73 J.Treter	LB	47 J.Reyn	C	51 A.Mack	DE	94 T.Jackson	
RG	70 T.Lano	ILB	50 B.Matthez	RG	65 C.Chester	LB	41 P.Wheeler	
RT	75 B.Budaga	ROLB	53 N.Berry	RT	73 R.Schraeder	LB	45 D.Jones	
TE	82 R.Rodgers	LCB	39 D.Goodson	TE	81 A.Hoopar	LB	59 D.Campbell	
TE	80 J.Perrillo	RCB	33 M.Hyde	WR	12 M.Sanu	CB	23 R.Rford	
WR	17 D.Adams	LB	38 L.Gunter	CB	2 M.Ryan	CB	21 D.Trudant	
CB	12 A.Rodgers	SS	42 M.Burnett	RB	2 D.Freeman	S	37 RAllen	
RB	34 D.Jackson	FS	21 H.Gimino-Dix	FB	42 P.Dimlaro	S	22 K.Meal	

Atlanta Falcons

WR	11 J.Jones	DE	50 B.Raeb	Defense
LT	70 J.Mattews	DT	95 J.Baheaux	
LG	67 A.Levitt	DT	97 G.Jarrett	
C	51 A.Mack	DE	94 T.Jackson	
RG	65 C.Chester	LB	41 P.Wheeler	
RT	73 R.Schraeder	LB	45 D.Jones	
TE	81 A.Hoopar	LB	59 D.Campbell	
WR	12 M.Sanu	CB	23 R.Rford	
CB	2 M.Ryan	CB	21 D.Trudant	
RB	2 D.Freeman	S	37 RAllen	
FB	42 P.Dimlaro	S	22 K.Meal	

GREEN BAY SUBSTITUTIONS

— K 2 M.Crosby, P 10 J.Schum, WR 11 T.Davis, FB 22 A.Ripkowski, S 25 M.Evans, CB 28 J.Hawkins, S 29 K.Brice, RB 30 K.Davis, DB 35 J.Whitehead, LB 48 J.Thomas, LB 51 B.Goode, DT 64 M.Primo, T/6 67 D.Barclay, T 78 J.Spriggs, WR 81 G.Allison, WR 83 J.Lewis, LB 91 J.Elliott, DE 94 L.Lovry, DE/LB 95 D.Jones, DT 99 C.Clark, **DID NOT PLAY** — CB 7 B.Hundley, T 68 K.Mulrphy, **INACTIVES** — WR 18 R.Cobb, CB 23 D.Randall, CB 24 O.Rollins, RB 44 J.Starks, LB 52 C.Matthews, WR 88 T.Montgomery, TE 89 J.Cook.

FIELD GOALS (made) (& missed)

Player	Attempts	Yards	Result
M.Bryant	2	3	3 (40)
Green Bay Packers	1	17	4
Atlanta Falcons	10	9	7

GREEN BAY DEFENSIVE STATISTICS (official)

Player	Att	Yds	Sk	Int	TD	FF	Rec	Yds	TD
M.Hyde	2	0	0	0	0	0	0	0	0
K.Brice	1	0	0	0	0	0	0	0	0
M.Daniels	1	0	1	1	2	0	0	0	0
J.Elliott	1	0	1	1	0	0	0	0	0
J.Lewis	1	0	1	1	0	0	0	0	0
J.Peypers	1	0	1	1	0	0	0	0	0
K.Clark	0	1	0	1	0	0	0	0	0
D.Jones	0	1	0	1	0	0	0	0	0
M.Pennell	0	1	0	1	0	0	0	0	0
Totals	51	10	5	61	2-11	3	0	0	0-0

Player	Att	Yds	Sk	Int	TD	FF	Rec	Yds	TD
A.Rodgers	38	28	246	3/23	4	58	0	123.5	0
K.Davis	19	3	108	5/7	23	0	0	0	0
Total	57	31	354	8/30	73	58	0	123.5	0

Player	Att	Yds	Sk	Int	TD	FF	Rec	Yds	TD
A.Rodgers	38	28	246	3/23	4	58	0	123.5	0
K.Davis	19	3	108	5/7	23	0	0	0	0
Total	57	31	354	8/30	73	58	0	123.5	0

Player	Att	Yds	Sk	Int	TD	FF	Rec	Yds	TD
A.Rodgers	38	28	246	3/23	4	58	0	123.5	0
K.Davis	19	3	108	5/7	23	0	0	0	0
Total	57	31	354	8/30	73	58	0	123.5	0

Player	Att	Yds	Sk	Int	TD	FF	Rec	Yds	TD
A.Rodgers	38	28	246	3/23	4	58	0	123.5	0
K.Davis	19	3	108	5/7	23	0	0	0	0
Total	57	31	354	8/30	73	58	0	123.5	0

Player	Att	Yds	Sk	Int	TD	FF	Rec	Yds	TD
A.Rodgers	38	28	246	3/23	4	58	0	123.5	0
K.Davis	19	3	108	5/7	23	0	0	0	0
Total	57	31	354	8/30	73	58	0	123.5	0

Player	Att	Yds	Sk	Int	TD	FF	Rec	Yds	TD
A.Rodgers	38	28	246	3/23	4	58	0	123.5	0
K.Davis	19	3	108	5/7	23	0	0	0	0
Total	57	31	354	8/30	73	58	0	123.5	0

Player	Att	Yds	Sk	Int	TD	FF	Rec	Yds	TD
A.Rodgers	38	28	246	3/23	4	58	0	123.5	0
K.Davis	19	3	108	5/7	23	0	0	0	0
Total	57	31	354	8/30	73	58	0	123.5	0

Player	Att	Yds	Sk	Int	TD	FF	Rec	Yds	TD
A.Rodgers	38	28	246	3/23	4	58	0	123.5	0
K.Davis	19	3	108	5/7	23	0	0	0	0
Total	57	31	354	8/30	73	58	0	123.5	0

Player	Att	Yds	Sk	Int	TD	FF	Rec	Yds	TD
A.Rodgers	38	28	246	3/23	4	58	0	123.5	0
K.Davis	19	3	108	5/7	23	0	0	0	0
Total	57	31	354	8/30	73	58	0	123.5	0

Player	Att	Yds	Sk	Int	TD	FF	Rec	Yds	TD
A.Rodgers	38	28	246	3/23	4	58	0	123.5	0
K.Davis	19	3	108	5/7	23	0	0	0	0
Total	57	31	354	8/30	73	58	0	123.5	0

Player	Att	Yds	Sk	Int	TD	FF	Rec	Yds	TD
A.Rodgers	38	28	246	3/23	4	58	0	123.5	0
K.Davis	19	3	108	5/7	23	0	0	0	0
Total	57	31	354	8/30	73	58	0	123.5	0

Player	Att	Yds	Sk	Int	TD	FF	Rec	Yds	TD
A.Rodgers	38	28	246	3/23	4	58	0	123.5	0
K.Davis	19	3	108	5/7	23	0	0	0	0
Total	57	31	354	8/30	73	58	0	123.5	0

Player	Att	Yds	Sk	Int	TD	FF	Rec	Yds	TD
A.Rodgers	38	28	246	3/23	4	58	0	123.5	0
K.Davis	19	3	108	5/7	23	0	0	0	0
Total	57	31	354	8/30	73	58	0	123.5	0

Player	Att	Yds	Sk	Int	TD	FF	Rec	Yds	TD
A.Rodgers	38	28	246	3/23	4	58	0	123.5	0
K.Davis	19	3	108	5/7	23	0	0	0	0
Total	57	31	354	8/30	73	58	0	123.5	0

Player	Att	Yds	Sk	Int	TD	FF	Rec	Yds	TD
A.Rodgers	38	28	246	3/23	4	58	0	123.5	0
K.Davis	19	3	108	5/7	23	0	0	0	0
Total	57	31	354	8/30	73	58	0	123.5	0

Player	Att	Yds	Sk	Int	TD	FF	Rec	Yds	TD
A.Rodgers	38	28	246	3/23	4	58	0	123.5	0
K.Davis	19	3	108	5/7	23	0	0	0	0
Total	57	31	354	8/30	73	58	0	123.5	0

Player	Att	Yds	Sk	Int	TD	FF	Rec	Yds	TD
A.Rodgers	38	28	246	3/23	4	58	0	123.5	0
K.Davis	19	3	108	5/7	23	0	0	0	0
Total	57	31	354	8/30	73	58	0	123.5	0

Player	Att	Yds	Sk	Int	TD	FF	Rec	Yds	TD
A.Rodgers	38	28	246	3/23	4	58	0	123.5	0
K.Davis	19	3	108	5/7	23	0	0	0	0
Total	57	31	354	8/30	73				

INDIANAPOLIS 31, GREEN BAY 26

Lambeau Field, Sunday, Nov. 6, 2016. Attendance: 78,437. Time: 3:09. Weather: 68° F. Humidity: 55 percent. Wind: S 7 mph

GAME 8

GREEN BAY, Wis. (AP) — Jordan Todman set the tone early for the Indianapolis Colts on special teams and Andrew Luck made the clutch throws late.

In between, the defense made just enough plays to hold off Green Bay despite the Packers' frantic fourth quarter.

The Colts survived for a 31-26 win on Sunday after letting an 18-point lead with 9:35 left nearly disappear.

Todman had a 99-yard return for a touchdown on the opening kickoff. Frank Gore rushed for two touchdowns and Luck shook off two interceptions in the first quarter to finish with 281 yards passing and a touchdown.

Indianapolis (4-5) heads into a bye week with a confidence-building victory after withstanding Aaron Rodgers' comeback attempt.

Rodgers' 3-yard touchdown pass to Randall Cobb with 3:29 left got Green Bay (4-4) within five, capping a 14-point spurt in four-plus minutes. Rodgers finished 26 of 43 for 297 yards with three scores and an interception.

Luck responded on the Colts' next drive with what Pagano called "two unbelievable plays."

The quarterback dodged a potential sack by blitzing safety Ha Ha Clinton-Dix to throw a 20-yard pass on third-and-10 with 3:07 left to tight end Jack Doyle.

Luck also found T.Y. Hilton for a 27-yard completion on third-and-2 with two minutes left to put the game away. He finished 23 of 36, throwing both interceptions to Clinton-Dix.

The Colts, who had allowed an NFL-worst 31 sacks coming into the game, gave their quarterback decent protection. Luck was sacked twice.

Luck maneuvered out of other tight spots, including a 7-yard scramble on a bootleg on third-and-1 with 37 seconds left in the second quarter. He deftly engineered a 15-play, 96-yard drive that ended with an 8-yard touchdown pass to Dante Wierzbicki with 11 seconds left to give Indianapolis a 24-10 halftime lead.

Familiar problems surfaced early for the Packers, who lost their second straight game. The offense had trouble getting going until the fourth quarter.

But the defense gave up at least 30 points for a second straight game, and special teams also hurt them.

Todman's kickoff return to open the game seemed to be a Green Bay buzz-killer.

Josh Ferguson had the block on Clinton-Dix at around the Colts 25 to spring Todman on the opening kickoff. It was the first kickoff return for a touchdown against Green Bay since Nov. 9, 2014, when the Chicago Bears' Chris Williams returned one for a score.

Todman added a 61-yard kickoff return in the second quarter.

OFFICIALS — Referee: Tony Corrente (99). Umpire: Dan Ferrell (64). Head Linesman: Patrick Turner (13). Line Judge: Bart Longson (2). Side Judge: Rob Verratchi (75). Field Judge: Buddy Horton (82). Back Judge: Todd Panko (30). Replay Official: Russell York

Indianapolis Colts		Green Bay Packers	
Offense	Defense	Offense	Defense
WR 10 D.Wonohief	NT 54 D.Parry	WR 67 J.Nelson	NT 98 L.Guion
LT 74 A.Castonzo	DT 97 A.Jones	LT 69 D.Bakhtiari	DT 76 M.Daniels
LG 72 J.Harrison	LB 93 E.Walden	LG 63 C.Linsley	LB 53 N.Perry
C 78 R.Kelley	MIKE 52 D.Jackson	C 69 C.Linsley	ILB 47 J.Ryan
RG 71 D.Goold	RUSH 98 R.Mahonis	RG 70 T.Lang	ILB 50 B.Merriweather
RT 73 J.Haeg	LCB 25 P.Robinson	RT 75 B.Budiga	ROLB 56 J.Preppers
TE 83 D.Allen	SS 32 T.Green	WR 83 J.James	LOB 24 O.Rollins
WR 13 T.Hilton	FS 26 C.Caethers	WR 17 D.Adams	RQB 36 L.Gunter
QB 21 A.Lluck	RCB 21 V.Davis	QB 12 A.Rodgers	CB 33 M.Hyde
TE 84 J.Boyle	CB 20 D.Bulter	RB 88 T.Montgomery	SS 42 M.Burnett
RB 23 F.Gore	CB 30 R.Melvin	FB 22 A.Ripkowski	FS 21 H.Clinton-Dix

GREEN BAY SUBSTITUTIONS — K 2 M.Crosby, P 10 J.Schum, WR 11 T.Davis, WR 18 R.Cobb, S 25 M.Exams, CB 28 J.Hawkins, S 29 D.Brice, RB 34 D.Jackson, S 35 J.Whitehead, CB 39 D.Goodson, LB 48 J.Thomas, LB 51 K.Frackel, LB 64 M.Pennel, 17/6 67 D.Barclay, T 78 J.Spriggs, TE 80 J.Phillips, WR 81 G.Allison, TE 82 R.Rodgers, LB 91 J.Elliott, DE 94 D.Lovry, DE/LB 95 D.Jones, DT 97 K.Clark, **DID NOT PLAY** — QB 7 B.Hundley, **INACTIVES** — CB 23 D.Randall, RB 44 J.Starks, LB 52 C.Matthews, T 68 K.Murphy, C/G 73 J.Treter, TE 89 J.Cook, DT 99 C.Hingo.

FIELD GOALS (made / missed)
 M.Crosby (28) 14/10 0/0 3/3 4/4 7/7 13/13

Team	Qtr	Time	Play Description (Extra Point/Drive Info)	Visitor	Home	Total
Colts	1	14:47	J.Todman 99 yd. kickoff return (A.Vinateri kick) (0-0, 0-13)	1	2	3
Colts	1	10:46	M.Crosby 34 yd. field goal (9-53, 4:01)	14	10	10
Colts	1	4:28	F.Gore 7 yd. run (A.Vinateri kick) (7-62, 3:07)	10	0	0
Colts	1	0:00	J.Nelson 28 yd. pass from A.Rodgers (M.Crosby kick) (4-47, 1:25)	3	3	3
Colts	2	12:05	A.Vinateri 28 yd. field goal (8-35, 2:58)	10	0	0
Colts	2	0:11	D.Montgomery 8 yd. pass from A.Lluck (A.Vinateri kick) (15-96, 5:33)	17	10	10
Colts	3	1:46	M.Crosby 27 yd. field goal (10-65, 5:38)	14	10	10
Colts	4	9:35	F.Gore 4 yd. run (A.Vinateri kick) (6-71, 2:53)	24	13	13
Colts	4	7:40	D.Adams 2 yd. pass from A.Rodgers (pass failed) (6-75, 1:55)	31	31	31
Colts	4	3:29	R.Cobb 3 yd. pass from A.Rodgers (M.Crosby kick) (7-80, 1:59)	31	31	31

GREEN BAY DEFENSIVE STATISTICS (official)
 M.Crosby (34) 48WL (27)

Team	ATT	YDS	AVG	LG	TD	INT	RT	Yds	TD
Colts	36	23	281	211	1	39	2	74.0	0
Colts	36	23	281	211	1	39	2	74.0	0

Team	ATT	YDS	AVG	LG	TD	INT	RT	Yds	TD
Colts	36	23	281	211	1	39	2	74.0	0
Colts	36	23	281	211	1	39	2	74.0	0

Team	ATT	YDS	AVG	LG	TD	INT	RT	Yds	TD
Colts	36	23	281	211	1	39	2	74.0	0
Colts	36	23	281	211	1	39	2	74.0	0

Team	ATT	YDS	AVG	LG	TD	INT	RT	Yds	TD
Colts	36	23	281	211	1	39	2	74.0	0
Colts	36	23	281	211	1	39	2	74.0	0

Team	ATT	YDS	AVG	LG	TD	INT	RT	Yds	TD
Colts	36	23	281	211	1	39	2	74.0	0
Colts	36	23	281	211	1	39	2	74.0	0

Team	ATT	YDS	AVG	LG	TD	INT	RT	Yds	TD
Colts	36	23	281	211	1	39	2	74.0	0
Colts	36	23	281	211	1	39	2	74.0	0

Team	ATT	YDS	AVG	LG	TD	INT	RT	Yds	TD
Colts	36	23	281	211	1	39	2	74.0	0
Colts	36	23	281	211	1	39	2	74.0	0

Team	ATT	YDS	AVG	LG	TD	INT	RT	Yds	TD
Colts	36	23	281	211	1	39	2	74.0	0
Colts	36	23	281	211	1	39	2	74.0	0

Team	ATT	YDS	AVG	LG	TD	INT	RT	Yds	TD
Colts	36	23	281	211	1	39	2	74.0	0
Colts	36	23	281	211	1	39	2	74.0	0

Team	ATT	YDS	AVG	LG	TD	INT	RT	Yds	TD
Colts	36	23	281	211	1	39	2	74.0	0
Colts	36	23	281	211	1	39	2	74.0	0

Team	ATT	YDS	AVG	LG	TD	INT	RT	Yds	TD
Colts	36	23	281	211	1	39	2	74.0	0
Colts	36	23	281	211	1	39	2	74.0	0

Team	ATT	YDS	AVG	LG	TD	INT	RT	Yds	TD
Colts	36	23	281	211	1	39	2	74.0	0
Colts	36	23	281	211	1	39	2	74.0	0

Team	ATT	YDS	AVG	LG	TD	INT	RT	Yds	TD
Colts	36	23	281	211	1	39	2	74.0	0
Colts	36	23	281	211	1	39	2	74.0	0

Team	ATT	YDS	AVG	LG	TD	INT	RT	Yds	TD
Colts	36	23	281	211	1	39	2	74.0	0
Colts	36	23	281	211	1	39	2	74.0	0

Team	ATT	YDS	AVG	LG	TD	INT	RT	Yds	TD
Colts	36	23	281	211	1	39	2	74.0	0
Colts	36	23	281	211	1	39	2	74.0	0

Team	ATT	YDS	AVG	LG	TD	INT	RT	Yds	TD
Colts	36	23	281	211	1	39	2	74.0	0
Colts	36	23	281	211	1	39	2	74.0	0

Team	ATT	YDS	AVG	LG	TD	INT	RT	Yds	TD
Colts	36	23	281	211	1	39	2	74.0	0
Colts	36	23	281	211	1	39	2	74.0	0

Team	ATT	YDS	AVG	LG	TD	INT	RT	Yds	TD
Colts	36	23	281	211	1	39	2	74.0	0
Colts	36	23	281	211	1	39	2	74.0	0

Team	ATT	YDS	AVG	LG	TD	INT	RT	Yds	TD
Colts	36	23	281	211	1	39	2	74.0	0
Colts	36	23	281	211	1	39	2	74.0	0

Team	ATT	YDS	AVG	LG	TD	INT	RT	Yds	TD
Colts	36	23	281	211	1	39	2	74.0	0
Colts	36	23	281	211	1	39	2	74.0	0

Team	ATT	YDS	AVG	LG	TD	INT	RT	Yds	TD
Colts	36	23	281	211	1	39	2	74.0	0
Colts	36	23	281	211	1	39	2	74.0	0

Team	ATT	YDS	AVG	LG	TD	INT	RT	Yds	TD
Colts	36	23	281	211	1	39	2	74.0	0
Colts	36	23	281	211	1	39	2	74.0	0

Team	ATT	YDS	AVG	LG	TD	INT	RT	Yds	TD
Colts	36	23	281	211	1	39	2	74.0	0
Colts	36	23	281	211	1	39	2	74.0	0

Team	ATT	YDS	AVG	LG	TD	INT	RT	Yds	TD
Colts	36	23	281	211	1	39	2	74.0	0
Colts	36	23	281	211	1	39	2	74.0	0

Team	ATT	YDS	AVG	LG	TD	INT	RT	Yds	TD
Colts	36	23	281	211	1	39	2	74.0	0
Colts	36	23	281	211	1	39	2	74.0	0

Team	ATT	YDS	AVG	LG	TD	INT	RT	Yds	TD
Colts	36	23	281	211	1	39	2	74.0	0
Colts	36	23	281	211	1	39	2	74.0	0

Team	ATT	YDS	AVG	LG	TD	INT	RT	Yds	TD
Colts	36	23	281	211	1	39	2	74.0	0
Colts	36	23	281	211	1	39	2	74.0	0

Team	ATT	YDS	AVG	LG	TD	INT	RT	Yds	TD
Colts	36	23	281	211	1	39	2	74.0	0
Colts	36	23	281	211	1	39	2	74.0	0

Team	ATT	YDS	AVG	LG	TD	INT	RT	Yds	TD
Colts	36	23	281	211	1	39	2	74.0	0
Colts	36	23	281	211	1	39	2	74.0	0

Team	ATT	YDS
------	-----	-----

LAMOTON, Md. (AP) — Kirk Cousins went deep late and often, throwing for 375 yards and three touchdowns to lead the Washington Redskins to a 42-24 victory over the Green Bay Packers on Sunday night.

Cousins and the Redskins (6-3-1) have won six of their past eight games. The Packers (4-6) have lost four consecutive games and five of six, allowing 30 or more points in all of those defeats.

Washington's Robert Kelley ran for a career-best 137 yards and three touchdowns against a Green Bay defense that allowed completions of 70, 53 and 44 yards. Cousins was 21 of 30, connecting with Pierre Garçon, DeSean Jackson and Jamison Crowder for touchdowns and becoming the franchise leader in 300-yard games.

Aaron Rodgers was 26 of 41 for 385 yards and three touchdowns, but he couldn't keep up with what his defense gave up. Washington gained 517 yards and converted on 64 percent of third-down attempts.

Packers receiver Jordy Nelson's 13-yard touchdown catch stood up after video review, despite the ambiguity over whether he held on to the ball. Redskins cornerback Josh Norman knocked the ball out of Nelson's hands in the end zone and thought it was an incomplete pass, but officials ruled it a touchdown on the field and replay confirmed it.

The Redskins picked up three delay-of-game penalties — two of them on defense. Norman got his NFL-leading 11th penalty of the season for spiking the ball in the second quarter, and cornerback Bashad Breeland was penalized for "throwing the ball downward" in the third. Green Bay got a traditional delay of game penalty earlier, and avoided another when Rodgers called a timeout at the last second.

After kickers from the league missed 11 extra-point attempts going in, Washington coach Jay Gruden opted to go for 2 when he kicked and converted neither. But he was validated when Green Bay's Watson Crosby missed a 36-yard attempt at that end in the third quarter and twice. Dustin Hopkins, snatched an extra-point attempt of the right upright in the fourth.

Gruden was feeling risky all night, going for it on fourth-and-1 from his own 41 with 6:22 left. Cousins sneaked it to convert and reward his coach, and the drive finished with a touchdown by Kelley.

Already missing offensive linemen JC Tretter and T.J. Lang, the Packers lost cornerback Demetri Goodson (knee), replacement right guard Don Barclay (shoulder), linebacker Blake Martinez (knee) and safety Kenneth Brice (back). Barclay and his replacement, rookie Jason Spriggs, combined to cost Green Bay 25 yards on three penalties.

While the offenses were on ice early in the night, they combined for two touchdowns in the first 35 seconds of the fourth quarter. Rodgers' 31-yard touchdown pass to a wide-open James Starks came on the first play of the fourth, and Cousins connected with Pierre Garçon on a 70-yard touchdown on the second play of the Redskins' next drive.

OFFICIALS — Referee: John Hussey (35); Umpire: Tony Michalek (115); Head Linesman: Wayne Mackie (106); Line Judge: Ron Marinucci (107); Side Judge: Allen Baynes (56); Field Judge: Jimmy Buchanan (66); Back Judge: Keith Ferguson (61); Replay Official: Mike Wimmer

STARTING LINEUPS

Green Bay Packers		Washington Redskins	
Offense	Defense	Offense	Defense
WR 87 D.Bachari	NT 98 L.Gilson	WR 88 P.Garçon	CB 38 K.Fueller
LT 69 J.Nelson	DT 78 M.Daniels	LT 77 S.Latavo	NT 90 E.Hood
LG 66 L.Taylor	LB 53 N.Perry	LG 77 S.Latavo	RDE 92 C.Baker
C 63 C.Linsley	LB 48 J.Thomas	C 61 S.Long	SLB 94 P.Smith
RG 67 D.Barclay	ILB 50 B.Martinez	RG 57 B.Scherff	MLB 51 W.Compton
RT 75 B.Bulaga	OLB 52 C.Mattews	TE 72 M.Mooses	MLB 36 S.Gravens
TE 82 J.Cook	LCB 39 D.Goodson	TE 88 J.Breed	WR 91 R.Kerriean
WR 18 R.Cobb	RCB 36 L.Gunter	WR 85 V.Panis	CB 26 B.Breland
WR 17 D.Adams	CB 33 W.Hyde	WR 11 D.Jackson	CB 24 J.Norman
CB 12 A.Rodgers	SS 42 M.Burnett	CB 8 K.Cousins	SS 29 D.Whiteer
RB 44 J.Starks	FS 21 H.Hinton-Dix	RB 32 R.Kelley	FS 29 D.Ihenacho

GREEN BAY SUBSTITUTIONS

— K 2 M.Crosby; OB 7 B.Hundley; P 10 J.Schum; WR 11 T.Davis; FB 22 A.Ripkowski; CB 24 O.Rollins; S 25 M.Evans; CB 28 J.Hankins; S 29 K.Brice; FB 40 J.Kerridge; LB 51 K.Fackrell; LB 54 C.Gradford; LB 56 J.Peppers; LS 61 B.Goode; DT 64 M.Terrell; T 68 K.Mumphry; T 78 J.Springs; WR 81 G.Allison; TE 82 R.Mochele; WR 83 J.Jams; WR 88 T.Montgomery; DE 94 D.Lowry; DE/LB 95 D.Jones; DT 97 K.Clark; **INACTIVES** — CB 23 D.Randall; RB 32 C.Michael; LB 47 J.Ryan; G 70 T.Lang; O/G 73 J.Tretter; LB 91 J.Elliott; DT 99 C.Ringo.

FIELD GOALS (Made (1) & missed)

Player	Yds	Time	Result
D.Hopkins	10	1:00	2/2
D.Hopkins	7	1:00	1/1
D.Hopkins	6	6:00	3/3

GREEN BAY DEFENSIVE STATISTICS (Official)

Player	Att	Comp	Yds	Sk	Int	TD	Def	FF	Rec	Yds	TD
L.Gilson	1	3	0	4	0-0	0	0	0	0	0	0-0
K.Brice	3	0	0	3	0-0	0	0	0	0	0	0-0
M.Hyde	2	1	0	3	0-0	0	0	0	0	0	0-0
M.Clark	0	3	0	0-0	1	0	0	0	0	0	0-0
D.Jones	2	0	0	2	0-0	0	0	0	0	0	0-0
J.Peppers	2	0	2	1-4	0	0	0	0	0	0	0-0
C.Matthews	4	2	0	0	0-0	1	0	0	0	0	0-0
Totals	42	20	6	62	2-11	3	0	0	0	0	0-0

Green Bay Packers

Player	Att	Comp	Yds	Sk	Int	TD
J.Cook	6	105	17.5	47	1	1
J.Starks	5	46	9.2	31	1	1
R.Rodgers	4	28	7.0	11	1	1
R.Cobb	3	84	28.0	47	1	0
D.Adams	3	42	14.0	13	1	0
J.Nelson	3	28	9.3	37	1	0
T.Montgomery	2	27	9.0	10	1	0
Total	27	360	2/20	13.3	47	3

Washington Redskins

Player	Att	Comp	Yds	Sk	Int	TD
R.Kelley	3	33	11.0	17	1	1
J.Starks	9	25	2.8	9	1	0
T.Montgomery	4	17	4.3	7	1	0
A.Ripkowski	2	9	4.5	0	0	0
B.Hundley	1	2	0.0	4	0	0
Total	19	84	0.0	17	1	0

INTERCEPTIONS

Player	No	Yds	Avg	LG	TD
Total	0	0	0.0	0	0

PUNTING

Player	No	Yds	Avg	Net	TB	IN20	LG	TD
J.Schum	3	138	46.0	43.3	0	1	58	0
Total	3	138	46.0	43.3	0	1	58	0

PUNT RETURNS

Player	No	Yds	Avg	FC	LG	TD
R.Cobb	1	10	10.0	1	10	0
Total	1	10	10.0	1	10	0

KICK RETURNS

Player	No	Yds	Avg	FC	LG	TD
T.Montgomery	2	25	12.5	0	14	0
J.Jams	1	7	7.0	0	7	0
R.Rodgers	1	0	0.0	0	0	0
B.Hundley	4	4	1.0	0	0	0
Returns	4	32	8.0	0	14	0

FUMBLES

Player	Fum	Lost	Rec	Yds	TD	FF	Rec	Yds	TD	Bds	Out
A.Rodgers	1	0	1	0	0	0	0	0	0	0	0
B.Hundley	1	0	1	-1	0	0	0	0	0	0	0
J.Cook	1	1	0	0	0	0	0	0	0	0	0
Total	3	1	2	-1	0	0	0	0	0	0	0

Category	Green Bay Packers	Washington Redskins
TOTAL FIRST DOWNS	19	21
By Rushing	2	6
By Passing	15	14
By Penalty	2	1
THIRD-DOWN EFFICIENCY	7-15-47%	9-14-64%
FOURTH-DOWN EFFICIENCY	1-2-50%	1-1-100%
TOTAL NET YARDS	424	515
Total Offensive Plays	65	62
Average gain per offensive play	6.5	8.3
NET YARDS RUSHING	84	151
Total Rushing Plays	19	30
Average gain per rushing play	4.4	5.0
Tackles for a loss - number and yards	-2-4	4-11
NET YARDS PASSING	340	364
Times thrown - Yards lost att. to pass	2-11	2-11
Gross yards passing	360	375
PASS ATT-COMP-INT	27-44-27	30-21-0
Average gain per pass play	7.4	11.4
KICKOFFS Number-In Ez-Touchbacks	5-3-3	8-4-4
Had Blocked	0	0
EGS - PATs had blocked	0-0	0-0
Net Punting Average	43.3	34.7
TOTAL RETURN YARDS (not inc. kickoffs)	10	16
No. and Yards Punt Returns	1-10	1-8
No. and Yards Kickoff Returns	4-32	2-40
No. and Yards Interception Returns	0-0	1-8
PENALTIES Number and Yards	6-59	6-40
FUMBLES Number and Lost	3-1	0-0
Rushing	3	0
Passing	0	3
EXTRA POINTS Made-Attempts	3-3	3-3
Kicking Made-Attempts	3-3	3-3
Rushing Made-Attempts	0-0	0-2
FIELD GOALS Made-Attempts	1-2	1-1
RED-ZONE EFFICIENCY	2-4-50%	4-5-80%
GOAL-TO-GO EFFICIENCY	2-2-100%	2-2-100%
SAFETIES	0	0
FINAL SCORE	24	42
TIME OF POSSESSION	30:23	29:37



2016 UPDATED BIOGRAPHIES

THROUGH WEEK 12

17 Davante Adams, WR, 3rd Year, Fresno State

- With 88 catches in 2014-15, joined WRs Randall Cobb (105 in 2011-12) and Greg Jennings (98 in 2006-07) as the only Packers over the last 25 seasons to register 85-plus receptions in their first two seasons in the league.

- Caught a career-high 50 passes for a career-best 483 yards (9.7 avg.) and a TD last season despite missing three games due to an ankle injury.

- Played in all 16 games with 11 starts as a rookie in 2014, hauling in 38 receptions for 446 yards (11.7 avg.) and three TDs.

- Set franchise postseason single-game records for the most catches and receiving yards by a rookie when he posted seven grabs for 117 yards (16.7 avg.) and a TD in a 2014 NFC Divisional playoff victory vs. Dallas.

2016 SEASON: Has played in all 11 games with 10 starts and has made 58 catches for a team-high 776 yards (13.4 avg.) and a career-high eight TDs...Is tied for No. 4 in the NFL in TD catches and joins WR Jordy Nelson (nine) as the only teammate duo in the NFL with eight-plus TD receptions each this season...Leads the team with a career-high three 100-yard receiving games this season...Has posted two games this season with both 100-plus receiving yards and two TD catches, tied with Buccaneers WR Mike Evans for the league lead...Is tied for No. 2 in the league with 10 red-zone catches, trailing only Nelson (13)...Leads the league with 43 receptions since Week 7 and ranks No. 2 in the NFL over that span with 558 receiving yards (Evans, 571)...Also has all three of his 100-yard receiving games since Week 7, tied for the league lead over that span.

► **At Jacksonville (Sept. 11):** Started as the team opened with three WRs and finished with three catches for 50 yards (16.7 avg.), highlighted by his 29-yard TD catch with 13 seconds in the first half that gave the Packers a 21-17 lead that they would not relinquish...With CB Davon House on his back, made a diving grab in the end zone for the longest TD catch of his career in the regular season as QB Aaron Rodgers fought off a sack attempt from CB Jalen Ramsey.

► **At Minnesota (Sept. 18):** Started as the third WR and played 54 snaps, finishing with three catches for 26 yards (8.7 avg.)...On a third down midway through the first quarter, drew a 40-yard pass-interference penalty on Vikings CB Terence Newman that gave Green Bay the ball at the Minnesota 5 to help set up a 1-yard TD pass from Rodgers to WR Jordy Nelson.

► **Vs. Detroit (Sept. 25):** Caught two passes for 23 yards (11.5 avg.) in 25 snaps of action, highlighted by a 14-yard TD grab on Green Bay's opening drive...Beat CB Quandre Diggs on a slant and then shook off a tackle attempt near the goal line from S Glover Quin to get into the end zone...Also had a 9-yard catch late in the game that helped the Packers clinch the win and run out the clock.

► **Vs. N.Y. Giants (Oct. 9):** Started as the third WR and posted a season-high five receptions for a season-best 85 yards (17.0 avg.) and a TD...His 17.0-yard receiving average was his second-best single-game mark (min. three rec.) behind only his six-catch, 121-yard effort (20.2 avg.) vs. New England on Nov. 30, 2014...Caught a 29-yard TD pass midway through the second quarter, matching the longest TD reception of his career...Beat CB Michael Hunter down the right sideline and hauled in the pass from Rodgers near the 10-yard line, keeping his feet in bounds for the final few yards as he extended the ball past the pylon.

► **Vs. Dallas (Oct. 16):** Started as the third WR and had two receptions for 34 yards (17.0 avg.)...Left the game to be evaluated for a concussion after absorbing a big hit on his 12-yard catch on a third-and-11 in the third quarter, and did not return.

► **Vs. Chicago (Oct. 20):** Started as the third WR and posted career highs in receptions (13), receiving yards (132) and TD catches (two), with his catch total tying the second-best mark in franchise history behind only Don Hutson's 14-catch game at the N.Y. Giants on Nov. 22, 1942...Set a team record for the most catches in a game at Lambeau Field...Along with WRs Randall Cobb (11) and Ty Montgomery (10), became only the second trio in NFL history to all record 10-plus catches in the same game...Made a leaping 5-yard TD grab on third down over CB DeVante Busby in the third quarter, giving Green Bay a 13-10 lead it would not relinquish...On the first play of the fourth quarter, found himself wide open on a slant for a 4-yard

TD...Was named NFC Offensive Player of the Week for his performance, his first time winning the award as he joined Greg Jennings as the only Green Bay WRs to earn the honor over the past 15 seasons.

► **At Atlanta (Oct. 30):** Started and played 58 of 62 snaps, leading the team with 12 catches for 74 yards (6.2 avg.) to become the first player in team history to register 12-plus receptions in back-to-back games...His 25 receptions in Weeks 7-8 set a franchise record for the most combined catches over a two-game span...Now holds two of the top six single-game catch totals in franchise history, joining Hutson as the only players in team annals to do so...Came out of the backfield to catch a swing pass from Rodgers for a 22-yard gain late in the first quarter, making S Keanu Neal miss as he took it down the sideline to the Atlanta 24.

► **Vs. Indianapolis (Nov. 6):** Started and had four receptions for 41 yards (10.3 avg.) and a TD...Had a 40-yard catch in the fourth quarter, getting open near the right sideline against CB Rashaan Melvin and then making Melvin miss to pick up extra yardage down to the Indianapolis 13...Three plays later, caught a slant for a 2-yard TD against CB Patrick Robinson.

► **At Tennessee (Nov. 13):** Started and played 74 of 78 snaps, finishing with a career-high 156 yards receiving on six catches (26.0 avg.)...Marked the highest receiving-yardage total by a Green Bay player since Nelson recorded 209 yards vs. the N.Y. Jets on Sept. 14, 2014...Had three receptions of 35-plus yards (46, 38, 35), becoming the first Packer to do so since STATS began charting catches of 25-plus yards in 1991...On his season-long 46-yard grab, was matched up on the outside with CB Perrish Cox in the second quarter and caught a back-shoulder throw from Rodgers before taking it down the middle of the field to the Tennessee 39...Later in the quarter, beat CB Brice McCain to find room in the middle of the field for a 38-yard catch-and run to the Tennessee 19 that set up Rodgers' 13-yard TD pass to RB James Starks two plays later...Early in the third quarter on a fourth down, beat CB Jason McCourty down the sideline, laying out to make a 35-yard catch to the Tennessee 22, a reception that helped set up Rodgers' 20-yard TD run two plays later.

► **At Washington (Nov. 20):** Started and played 67 of 70 snaps, hauling in three catches for 42 yards (14.0 avg.), highlighted by a 37-yard reception late in the fourth quarter...Found an opening over the middle to make the grab near the Green Bay 27 before taking it down the sideline to the Washington 46.

► **At Philadelphia (Nov. 28):** Started and played 64 snaps, leading the team with 113 receiving yards and two TDs on five receptions (22.6 avg.), his third 100-yard receiving outing in the past six games...The two TD catches matched his career high...On Green Bay's opening drive, beat CB Leodis McKelvin on a slant and then broke a tackle attempt by S Rodney McLeod near the goal line for a 7-yard TD grab...Scored again on the Packers' next series, sliding in the back of the end zone to make a diving 20-yard TD catch with CB Nolan Carroll in tight coverage...In the third quarter, made an inside move to beat McKelvin off the line and create separation on his way to making a 50-yard over-the-shoulder catch to the Philadelphia 22, the longest reception of his career...Early in the fourth quarter, beat Carroll on a slant, breaking several tackles on his way to a 23-yard gain to the Philadelphia 3 to help set up FB Aaron Ripkowski's 1-yard TD run.

81 Geronimo Allison, WR, Rookie, Illinois

- Was signed by Green Bay as an undrafted free agent on May 6, 2016, and was released in the final roster reduction at the end of the preseason.

- Caught six passes for 119 yards (19.8 avg.) in the preseason, highlighted by a 51-yard grab.

- Played two seasons at Illinois after starting his career at Iowa Western Community College, finishing with 106 receptions for 1,480 yards (14.0 avg.) and eight TDs with the Fighting Illini.

2016 SEASON: Has played in five games and has three catches for 38 yards (12.7 avg.) and a TD...Was signed to the 53-man roster from the practice squad on Oct. 24...Spent the first six games on Green Bay's practice squad.

► **At Atlanta (Oct. 30):** Made his NFL debut, catching two passes for 21

yards (10.5 avg.) and a TD in 19 snaps of action...Scored a TD on his first career catch, hauling in a 4-yard pass from QB Aaron Rodgers early in the second quarter to put the Packers up, 14-10...Made a move to separate himself from S Ricardo Allen as Rodgers stepped up in the pocket and found him for the score...Became the first Packer since TE Ryan Taylor (Dec. 11, 2011) to register a TD on his first career reception...Teamed up with WR Trevor Davis as they became the first Green Bay rookie duo to both catch a TD pass in the same game since Joe Johnson and Max McGee on Dec. 12, 1954, at the Los Angeles Rams.

►**Vs. Indianapolis (Nov. 6):** Appeared on seven plays on offense.

►**At Tennessee (Nov. 13):** Played 18 snaps and had a 17-yard catch.

►**At Washington (Nov. 20):** Appeared on 11 plays on offense and two on special teams.

►**At Philadelphia (Nov. 28):** Played five snaps on offense.

69 David Bakhtiari, T, 4th Year, Colorado

• Started all 46 games he played in at left tackle for the Packers in his first three seasons in the league and was named a Pro Bowl alternate in 2014.

• In 2013, became the first rookie to start every game at LT for Green Bay since the league went to a 16-game schedule in 1978.

• By starting at San Francisco in the 2013 season opener, he became just the fourth Green Bay rookie to start at LT in Week 1 since the 1970 AFL-NFL merger and the first since Ken Ruettgers in 1985.

2016 SEASON: Has started all 11 games at LT...Part of a line that has helped the Packers rank in the top 10 in the NFL in third-down conversions (No. 2, 49.0), time of possession (No. 3, 31:33), first downs (tied for No. 7, 248), 10-play drives (tied for No. 3, 24) and passing yards (No. 7, 266.7).

►**At Jacksonville (Sept. 11):** Started at LT and played all 64 snaps... Helped protect QB Aaron Rodgers as he was sacked just one time on the afternoon and as he threw for 199 yards and two TDs on 20-of-34 passing with a rushing TD.

►**At Minnesota (Sept. 18):** Started at LT and played all 71 snaps.

►**Vs. Detroit (Sept. 25):** Started at LT and played all 54 snaps, helping to clear the way for RB Eddie Lacy's season-high 103 yards rushing on just 17 carries (6.1 avg.)...Also protected Rodgers as he threw a season-high four TD passes, with all of them coming in the first half.

►**Vs. N.Y. Giants (Oct. 9):** Started at LT and played all 80 snaps, helping the offense record season bests for total yards (406), rushing yards (147) and time of possession (36:38)...Part of a line that did not allow a sack of Rodgers and helped clear the way for Lacy's 81 rushing yards on just 11 carries (7.4 avg.).

►**Vs. Dallas (Oct. 16):** Started at LT and played all 70 snaps, helping the offense post season highs for total first downs (24) and passing first downs (17)...Protected Rodgers as he completed 31 of 42 passes for 294 yards and a TD with one INT and was sacked just once on the afternoon.

►**Vs. Chicago (Oct. 20):** Started at LT and appeared on all 87 plays, helping the offense record 406 total yards (tied for the season high) and a 39:36 time of possession, the best mark by Green Bay since Oct. 27, 2013, at Minnesota (40:54)...Protected Rodgers as he completed a franchise-record 39 passes, including 10-plus passes to three different players (WRs Davante Adams, Randall Cobb and Ty Montgomery), only the second time in NFL history (New England Patriots, Nov. 13, 1994) that a team has accomplished that feat in a game.

►**At Atlanta (Oct. 30):** Started at LT and played all 62 snaps, helping protect Rodgers as he threw for 246 yards and four TDs on 28-of-38 passing...Helped the offense rack up 108 rushing yards on 19 carries (5.7 avg.).

►**Vs. Indianapolis (Nov. 6):** Started at LT and played all 69 snaps, helping the offense register 405 total yards...Protected Rodgers as he threw for 297 yards and three TDs on 26-of-43 passing, his third straight game with three-plus TD passes.

►**At Tennessee (Nov. 13):** Started at LT and played 54 snaps, departing the game late in the third quarter with a knee injury...Helped the offense record 402 total yards, the third 400-yard outing in the last four games, including a season-high 371 passing yards from Rodgers.

►**At Washington (Nov. 20):** Started at LT and played 66 of 70 snaps, coming out of the game for the final four snaps (coach's decision) with the Packers trailing, 42-24...Helped protect Rodgers as he threw for 351 yards and three TDs on 26-of-41 passing, only the third time in his career that

he posted back-to-back 350-yard passing games (2009, 2011)...Part of an offense that posted a season-high 424 total yards, its third straight game with 400-plus yards, only the second time the Packers have done so in the last seven seasons (Weeks 8, 10-11 in 2014).

►**At Philadelphia (Nov. 28):** Started at LT and played all 71 snaps, protecting Rodgers as the line didn't allow a sack and provided time for him to complete 30 of 39 passes for 313 yards and two TDs for a 116.7 passer rating...The zero-sack game came against an Eagles defense that entered the contest ranked No. 7 in the league in sacks with 26...Helped the offense register its fourth straight game with 385-plus yards (387), the longest single-season streak by the Packers since 2013 (Weeks 1-5)...Part of an offense that converted 10 of 14 third downs, a 71.4 conversion rate that is the best by an NFL team this season and the best by Green Bay since at Minnesota on Oct. 27, 2013 (13 of 18, 72.2 percent).

67 Don Barclay, T/G, 5th Year, West Virginia

• Played in all 16 games last season with five starts, opening four contests at right tackle (Weeks 2-4, 13) and one at left tackle (Week 16).

• Missed the entire 2014 campaign after sustaining a season-ending knee injury in practice early in training camp.

• Started a career-high 14 games at RT in 2013.

2016 SEASON: Has played in all 11 games with one start, seeing time on offense and special teams (extra points and field goals).

►**At Jacksonville (Sept. 11):** Played five snaps on special teams.

►**At Minnesota (Sept. 18):** Came in at RG for one play midway through the third quarter when starting G T.J. Lang's shoe came off...Also played two snaps on special teams.

►**Vs. Detroit (Sept. 25):** Appeared on six plays on special teams.

►**Vs. N.Y. Giants (Oct. 9):** Played five snaps on special teams.

►**Vs. Dallas (Oct. 16):** Appeared on one play on offense, lining up as an extra blocker in the backfield on a first-quarter third-and-1 play...Also played four snaps on special teams.

►**Vs. Chicago (Oct. 20):** Played a season-high 16 snaps on offense, taking over at RG for the first two series of the second half when Lang was sidelined with a hip injury.

►**At Atlanta (Oct. 30):** Appeared on three plays at RG for Lang in the fourth quarter when he was briefly sidelined.

►**Vs. Indianapolis (Nov. 6):** Played five snaps on special teams.

►**At Tennessee (Nov. 13):** Played 74 of 78 snaps at RG, taking over for an injured Lang (foot) on the second play of the second series...Helped the offense register 402 total yards.

►**At Washington (Nov. 20):** Started at RG for the first time in his career, opening in place of an injured Lang (foot)...Played 39 snaps, but did not see any time in the second half due to a shoulder that he had injured during pregame warmups.

►**At Philadelphia (Nov. 28):** Was active despite dealing with a shoulder injury, appearing on five plays on special teams.

54 Carl Bradford, LB, 2nd Year, Arizona State

• Was on Green Bay's practice squad for the entire 2015 season. Was inactive (healthy scratch) for all 16 regular-season contests and both playoff games as a rookie in 2014.

• Posted 40.5 tackles for a loss over his final two seasons at Arizona State (2012-13), which was tied for fourth in the country over that span.

2016 SEASON: Has played in two games and has posted an assisted tackle on defense...Was signed to the active roster from the practice squad on Nov. 19...Spent the first 10 weeks of the season on Green Bay's practice squad.

►**At Washington (Nov. 20):** Made his NFL debut, playing 20 snaps on special teams and seven on defense...Came in on defense late in the game after LB Blake Martinez departed the game due to a knee injury.

►**At Philadelphia (Nov. 28):** Played 13 snaps on special teams and three on defense, recording an assisted tackle on defense.

29 Kentrell Brice, S, Rookie, Louisiana Tech

• Was one of five rookie free agents to make Green Bay's Week 1 roster.

• Started 33 of 49 games played at Louisiana Tech, recording 210 tackles (154 solo), including 10 tackles for a loss, five sacks, three interceptions,

four forced fumbles, a fumble recovery and 13 pass breakups.

- Enjoyed a career year as a junior in 2014 when he started all 14 games and registered career highs in tackles (86), solo tackles (65), sacks (four) and forced fumbles (four).

2016 SEASON: Has played in all 11 games, seeing time on defense and special teams...Has registered seven solo tackles and a pass defended on defense and five tackles on special teams (No. 3 on the team).

►**At Jacksonville (Sept. 11):** Played 18 snaps on special teams and nine on defense in his NFL debut.

►**At Minnesota (Sept. 18):** Appeared on a team-high 20 plays on special teams and also played nine snaps on defense.

►**Vs. Detroit (Sept. 25):** Played a team-high 23 snaps on special teams and also saw 12 plays of action on defense...Posted the first tackle of his NFL career, drilling WR Golden Tate after a 10-yard completion in the second quarter...Also recorded a tackle on special teams.

►**Vs. N.Y. Giants (Oct. 9):** Appeared on 21 plays on special teams, tied for the team lead, and posted a tackle...Also saw 15 snaps on defense.

►**Vs. Dallas (Oct. 16):** Played 11 snaps on defense and 15 on special teams.

►**Vs. Chicago (Oct. 20):** Appeared on 13 plays on defense and 16 on special teams...Posted a tackle on special teams.

►**At Atlanta (Oct. 30):** Played 16 snaps on defense and registered a solo tackle...Also appeared on 17 plays on special teams.

►**Vs. Indianapolis (Nov. 6):** Registered a solo tackle on defense in 24 snaps of work and added a tackle on special teams.

►**At Tennessee (Nov. 13):** Played 21 snaps on defense and 22 on special teams...Registered a solo tackle and his first career pass defended...Came over to break up QB Marcus Mariota's deep pass down the middle intended for TE Delanie Walker on third down late in the first half to force a Tennessee punt...Added a tackle on special teams.

►**At Washington (Nov. 20):** Appeared on 17 plays on defense and 17 on special teams...Registered three tackles on defense (all solo)...Sustained a back injury late in the fourth quarter and did not return.

►**At Philadelphia (Nov. 28):** Played 14 snaps on special teams.

75 Bryan Bulaga, T, 7th Year, Iowa

- Opened all 12 games he appeared in at RT last season, blocking for RBs Eddie Lacy (758) and James Starks (601) as they became the first Green Bay duo since 1985 to both rush for 600-plus yards in the same season.

- Started all 15 games he played in 2014, a career high, and helped the offense rank No. 1 in the league in scoring (30.4), No. 6 in yards per game (386.1) and tied for No. 1 in giveaways with a franchise-record 13.

- Played in 37 games with 33 starts at right tackle in his first three seasons as a pro.

2016 SEASON: Has started all 10 games at RT...Part of a line that has helped the Packers rank in the top 10 in the NFL in third-down conversions (No. 2, 49.0), time of possession (No. 3, 31:33), first downs (tied for No. 7, 248), 10-play drives (tied for No. 3, 24) and passing yards (No. 7, 266.7).

►**At Jacksonville (Sept. 11):** Started at RT and played all 64 snaps...Helped protect QB Aaron Rodgers as he was sacked just one time on the afternoon and as he threw for 199 yards and two TDs on 20-of-34 passing with a rushing TD.

►**At Minnesota (Sept. 18):** Started at RT and played all 71 snaps.

►**Vs. Detroit (Sept. 25):** Started at RT and played all 54 snaps, helping to clear the way for RB Eddie Lacy's season-high 103 yards rushing on just 17 carries (6.1 avg.)...Also protected Rodgers as he threw a season-high four TD passes, with all of them coming in the first half.

►**Vs. N.Y. Giants (Oct. 9):** Started at RT and played all 80 snaps, helping the offense record season bests for total yards (406), rushing yards (147), and time of possession (36:38)...Part of a line that did not allow a sack of Rodgers and helped clear the way for Lacy's 81 rushing yards on just 11 carries (7.4 avg.).

►**Vs. Dallas (Oct. 16):** Started at RT and played 58 of 70 snaps, departing the game midway through the fourth quarter due to a back injury...Helped the offense post season highs for total first downs (24) and passing first downs (17)...Protected Rodgers as he completed 31 of 42 passes for 294 yards and a TD with one INT and was sacked just once on the afternoon.

►**Vs. Chicago (Oct. 20):** Started at RT and appeared on all 87 plays, helping the offense record 406 total yards (tied for the season high) and a 39:36 time of possession, the best mark by Green Bay since Oct. 27, 2013, at Minnesota (40:54)...Protected Rodgers as he completed a franchise-record 39 passes, including 10-plus passes to three different players (WRs Davante Adams, Randall Cobb and Ty Montgomery), only the second time in NFL history (New England Patriots, Nov. 13, 1994) that a team has accomplished that feat in a game.

►**At Atlanta (Oct. 30):** Started at RT and played all 62 snaps, helping protect Rodgers as he threw for 246 yards and four TDs on 28-of-38 passing...Helped the offense rack up 108 rushing yards on 19 carries (5.7 avg.).

►**Vs. Indianapolis (Nov. 6):** Started at RT and played all 69 snaps, helping the offense register 405 total yards...Protected Rodgers as he threw for 297 yards and three TDs on 26-of-43 passing, his third straight game with three-plus TD passes.

►**At Tennessee (Nov. 13):** Started at RT and played all 78 snaps, helping the offense record 402 total yards, the third 400-yard outing in the last four games.

►**At Washington (Nov. 20):** Started at RT and appeared on all 70 snaps, helping to protect Rodgers as he threw for 351 yards and three TDs on 26-of-41 passing, only the third time in his career that he posted back-to-back 350-yard passing games (2009, 2011)...Part of an offense that posted a season-high 424 total yards, its third straight game with 400-plus yards, only the second time the Packers have done so in the last seven seasons (Weeks 8, 10-11 in 2014).

►**At Philadelphia (Nov. 28):** Started at RT and played all 71 snaps, protecting Rodgers as the line didn't allow a sack and provided time for him to complete 30 of 39 passes for 313 yards and two TDs for a 116.7 passer rating...The zero-sack game came against an Eagles defense that entered the contest ranked No. 7 in the league in sacks with 26...Helped the offense register its fourth straight game with 385-plus yards (387), the longest single-season streak by the Packers since 2013 (Weeks 1-5)...Part of an offense that converted 10 of 14 third downs, a 71.4 conversion rate that is the best by an NFL team this season and the best by Green Bay since at Minnesota on Oct. 27, 2013 (13 of 18, 72.2 percent).

42 Morgan Burnett, S, 7th Year, Georgia Tech

- Has started 89 games (including playoffs) between the two safety positions since the start of 2011. Ranks No. 2 among Packers with seven forced fumbles since 2011 (Clay Matthews, nine).

- Despite missing five games due to a calf injury in 2015, was tied for No. 3 on the team in solo tackles (54) and tied for the team lead with 14 total tackles in the postseason.

- Recorded his fourth straight 100-tackle season in 2014 with a team-high 125 tackles (99 solo).

2016 SEASON: Has started all 10 games he has played in at SS and ranks No. 2 on the team with 60 tackles (50 solo)...Has posted eight passes defended (No. 2 on the team), a career-high three sacks and an interception...Is tied for No. 1 in sacks among NFL safeties (Giants S Landon Collins)...Has added a tackle on special teams...Was inactive in Week 3 (groin).

►**At Jacksonville (Sept. 11):** Started at SS and played all 72 snaps, joining S Ha Ha Clinton-Dix as the only defenders to do so for the Packers...Was tied for the team lead with nine tackles (all solo)...Early in the fourth quarter, lined up on the right side of the line and made an inside move to beat LT Kelvin Beachum on his way to bringing down QB Blake Bortles for an 8-yard sack...Was one of a host of defenders to bring down WR Allen Hurns for a 1-yard loss on fourth-and-1 with 23 seconds remaining to secure the 27-23 victory for Green Bay.

►**At Minnesota (Sept. 18):** Started at SS and played 45 of 58 snaps, missing some time in the second half due to injury...Registered a solo tackle, bringing down RB Matt Asiata for a 1-yard loss on a fourth-quarter run...Added a pass defended, breaking up a QB Sam Bradford pass intended for TE Kyle Rudolph in the first quarter.

►**Vs. Detroit (Sept. 25):** Was inactive due to a groin injury.

►**Vs. N.Y. Giants (Oct. 9):** Started at SS and played all 56 snaps, one of five defensive players to do so for Green Bay...Registered five tackles (all solo) and a pass defended when he came over the top to make a leaping

deflection of a QB Eli Manning pass intended for WR Sterling Shepard in the fourth quarter, nearly making the interception on the play.

►**Vs. Dallas (Oct. 16):** Started at SS and was one of two Green Bay defenders to play all 65 snaps (S Ha Ha Clinton-Dix)...Posted eight tackles (six solo) and picked off a QB Dak Prescott pass intended for TE Jason Witten on third down late in the third quarter...Was matched up with Witten in the slot and made the diving interception at the Dallas 16...Led the team with two passes defended, including a breakup of a Prescott pass intended for Witten over the middle with just over two minutes remaining in the first half.

►**Vs. Chicago (Oct. 20):** Started at SS and played all 48 snaps, finishing with seven tackles (two solo) and a pass defended...Made a leaping deflection of a QB Matt Barkley pass that went into the arms of LB Blake Martinez for an interception at the Chicago 42 late in the fourth quarter.

►**At Atlanta (Oct. 30):** Started at SS and played all 63 snaps, recording nine tackles (all solo) to lead the secondary.

►**Vs. Indianapolis (Nov. 6):** Started at SS and played all 68 snaps, one of three Green Bay defensive players to do so, and registered five tackles (four solo), a sack and a pass defended...Came on a blitz off the right side and got past TE Dwayne Allen to bring down QB Andrew Luck for a 5-yard sack on third down to force an Indianapolis punt early in the fourth quarter.

►**At Tennessee (Nov. 13):** Started at SS and appeared on 57 of 60 snaps...Posted five tackles (four solo) and a sack...Came untouched from the left side to chase down and then trip up QB Marcus Mariota for a 13-yard sack on third down early in the fourth quarter, his career-high third sack of the season.

►**At Washington (Nov. 20):** Started at SS and played all 68 snaps, one of three Green Bay players on defense to do so (Clinton-Dix, LB Joe Thomas)...Posted four tackles (all solo) and a team-high two passes defended...Made a perfectly timed breakup of a QB Kirk Cousins pass intended for TE Vernon Davis over the middle in the first quarter...Added a tackle on special teams.

►**At Philadelphia (Nov. 28):** Started at SS and played all 59 snaps, joining Thomas as the only Green Bay defenders to do so...Was tied for the team lead with seven tackles (six solo), also seeing some snaps at inside LB in the first half with starters Jake Ryan and Blake Martinez inactive due to injuries and Clay Matthews sidelined for a stretch due to a shoulder injury.

97 Kenny Clark, DT, Rookie, UCLA

• Earned third-team All-America honors from *The Associated Press* and first-team All-Pacific-12 recognition from the coaches and media as a junior in 2015.

• Was a team co-captain in '15 and recorded career highs in tackles (75), tackles for a loss (11) and sacks (six). Also ranked third on the team with five pass breakups.

• Was named to the watch lists for the Bednarik Award, Nagurski Trophy, Outland Trophy and Lombardi Award in '15.

2016 SEASON: Has played in all 10 games with two starts and has registered 25 tackles (nine solo), two tackles for a loss, a QB pressure, a QB hit, a fumble recovery and a pass defended...Part of a run defense that ranks No. 7 in the league in rushing yards allowed per game (90.2) and yards allowed per carry (3.77 avg.) and tied for No. 3 in runs of 10-plus yards allowed (22).

►**At Jacksonville (Sept. 11):** Appeared on nine plays on defense and five on special teams in his NFL debut, posting an assisted tackle on defense...Became the youngest player to appear in a season opener for the Packers since Arnie Herber (20 years old) in 1930.

►**At Minnesota (Sept. 18):** Played 38 snaps and was part of a line that helped limit RB Adrian Peterson to just 19 yards on 12 carries (1.6 avg.), tied for the fourth-lowest yardage total of Peterson's career, with a long of 5 yards...Posted his first career pass defended, getting his right hand up to knock down a QB Sam Bradford pass at the line in the fourth quarter.

►**Vs. Detroit (Sept. 25):** Started his first career game, opening in place of an injured DT Letroy Guion, and played a career-high 42 snaps...Registered a career-best five tackles (three solo) and helped limit the Lions to just 50 yards rushing on 23 carries (2.2 avg.) with a long run of 9 yards.

►**Vs. N.Y. Giants (Oct. 9):** Appeared on 18 plays and recorded the first

fumble recovery of his career, scooping up a QB Eli Manning fumble at the New York 33 late in the first half and returning it 2 yards to the 31 after LB Kyler Fackrell knocked the ball out on a sack...The turnover helped set up K Mason Crosby's 44-yard FG as time expired in the first half...Added two tackles (one solo), including a tackle for a loss.

►**Vs. Dallas (Oct. 16):** Started at DE and played 26 snaps, recording three tackles (one solo).

►**Vs. Chicago (Oct. 20):** Registered four tackles (three solo) in just 15 snaps of action, tying for the lead on the defensive line...Blew past G Eric Kush to get into the backfield to bring down RB Kadeem Carey for a 1-yard loss on a run late in the second quarter.

►**At Atlanta (Oct. 30):** Played 25 snaps and recorded an assisted tackle.

►**Vs. Indianapolis (Nov. 6):** Played 22 snaps and posted a QB pressure.

►**At Tennessee (Nov. 13):** Appeared on 22 plays and registered three tackles (one solo).

►**At Washington (Nov. 20):** Played 24 snaps and posted three tackles (all assisted) and a QB hit.

►**At Philadelphia (Nov. 28):** Appeared on 13 plays on defense.

21 Ha Ha Clinton-Dix, S, 3rd Year, Alabama

• Set career highs with 16 starts, two interceptions and a team-leading 117 tackles (97 solo) in 2015. Also recorded a career-best three sacks, the most by a Green Bay safety in a season since Mark Roman had 3½ in 2004.

• Played in all 16 games in 2014, starting the final 10 (nine at FS, one at SS), the most starts by a Green Bay rookie safety since Nick Collins opened all 16 in 2005.

• Ranked No. 2 on the team in tackles with 95 (73 solo) and was named to the PFWA's All-Rookie team.

2016 SEASON: Has started all 11 games at FS and ranks No. 4 on the team with 57 tackles (50 solo)...Leads the team with a career-high three interceptions, which is also tied for No. 2 in the NFL among safeties behind only Giants S Landon Collins (five)...Has added four tackles for a loss, a half-sack, a QB pressure, a forced fumble and four passes defended...Has added a tackle on special teams.

►**At Jacksonville (Sept. 11):** Started at FS and played all 72 snaps, joining fellow S Morgan Burnett as the only Green Bay defenders to do so...Registered five tackles (four solo), a forced fumble and a pass defended...Drilled WR Allen Robinson near the 5-yard line with just over six minutes remaining in the game to break up a deep pass from QB Blake Bortles...Late in the fourth quarter, delivered a big hit on Robinson on a catch over the middle that forced the ball to pop out, but Robinson recovered the fumble.

►**At Minnesota (Sept. 18):** Started at FS and played all 58 snaps, one of two Green Bay defenders to do so (CB Damarious Randall)...Registered five tackles (three solo).

►**Vs. Detroit (Sept. 25):** Started at FS and appeared on all 68 defensive plays, the only Green Bay player to do so...Posted six tackles (all solo).

►**Vs. N.Y. Giants (Oct. 9):** Started at FS and played all 56 snaps, one of five defensive players to do so for Green Bay...Finished with six tackles (all solo), including a stop of RB Bobby Rainey for a 1-yard loss on a run up the middle in the second quarter.

►**Vs. Dallas (Oct. 16):** Started at FS and played all 65 snaps, joining Burnett as the only Green Bay defenders to do so...Registered a team-high nine tackles (all solo), including a tackle for a loss.

►**Vs. Chicago (Oct. 20):** Started at FS and appeared on all 48 snaps, finishing with three tackles (two solo).

►**At Atlanta (Oct. 30):** Started at FS and played all 63 snaps, recording five tackles (all solo).

►**Vs. Indianapolis (Nov. 6):** Started at FS and played all 68 snaps, recording a career-high two interceptions, four tackles (two solo), a half-sack and a QB pressure...Came underneath WR Phillip Dorsett to intercept QB Andrew Luck's pass at the Indianapolis 49 on the Colts' first offensive possession, taking the ball across the field for a 20-yard return to the 29...Later in the first quarter, made another interception, picking off Luck's overthrown pass at the Indianapolis 47 intended for TE Jack Doyle near the sideline...Joined CB Al Harris (vs. New Orleans, Oct. 9, 2005) as the only

Packers to record two INTs in the first quarter of a game since 1993...In the second quarter, came through untouched on a blitz for a shared 6-yard sack of Luck with LB Nick Perry on a third down to force a punt...Added a tackle on special teams.

►**At Tennessee (Nov. 13):** Started at FS and played all 60 snaps, one of two Packers (LB Joe Thomas) to do so...Led the secondary with seven tackles (six solo), including a tackle for a loss.

►**At Washington (Nov. 20):** Started at FS and appeared on all 68 snaps, joining Burnett and Thomas as the only Green Bay defenders to do so...Posted four tackles (all solo).

►**At Philadelphia (Nov. 28):** Started at FS and played 58 of 59 snaps, posting three tackles (all solo) and his career-high third interception of the season...Early in the third quarter, picked off QB Carson Wentz as he overthrew TE Zach Ertz over the middle, making the INT at the Green Bay 16 and returning it 12 yards to the 28, a turnover that led to a Mason Crosby FG.

18 Randall Cobb, WR, 6th Year, Kentucky

- Caught 75-plus passes in three of the past four seasons (2012, 2014-15), tied for No. 2 in the league over that span.

- Started all 16 games in 2014 and posted career highs in catches (91), receiving yards (1,287) and receiving TDs (12) on the way to earning his first career Pro Bowl selection (injury replacement for WR Dez Bryant).

- Became just the fifth player in franchise history to register 90-plus receptions in a season, joining WRs Sterling Sharpe, Robert Brooks, Donald Driver and Jordy Nelson.

- Set a franchise single-season record with a league-high 2,342 combined net yards in 2012, topping the previous team mark of 2,250 yards by RB Ahman Green in 2003.

- With 954 receiving yards and 964 kickoff return yards in 2012, became the first player in NFL history to post 900-plus yards in each category in the same season.

2016 SEASON: Has played in 10 games with nine starts and has made 54 catches for 558 yards (10.3 avg.) and three TDs...Is tied for No. 2 in the NFL with 21 receptions for 273 yards (13.0 avg.) and a TD on third down...Ranks No. 6 in the league in receiving yards on third down...Also has rushed for 33 yards on 10 carries (3.3 avg.) and has two punt returns for 10 yards (5.0 avg.)...Was inactive in Week 8 due to a hamstring injury.

►**At Jacksonville (Sept. 11):** Was tied for the team lead with six receptions for a team-best 57 yards (9.5 avg.)...Early in the third quarter, found an opening in the middle of the field to catch a team-long 32-yard pass from QB Aaron Rodgers, juggling the ball but securing it as he went to the ground at the Jacksonville 31.

►**At Minnesota (Sept. 18):** Caught five passes (tied for the team lead) for 42 yards (8.4 avg.)...Had a critical forced fumble/recovery on Green Bay's opening possession...After WR Davante Adams fumbled the ball after making a catch at the Green Bay 13, Vikings S Andrew Sendejo recovered and returned it to the Green Bay 10, only to have Cobb rip the ball out from him as the Packers took possession again at the 10-yard line.

►**Vs. Detroit (Sept. 25):** Started and played 42 snaps, hauling in a 33-yard pass on Green Bay's opening drive...Came from the slot and got past CB Quandre Diggs to find an opening in the Lions defense, catching the pass from Rodgers and taking it down the sideline to the Detroit 17.

►**Vs. N.Y. Giants (Oct. 9):** Started and led the team with a season-high nine receptions for a season-best 108 yards (12.0 avg.), with six of his catches going for first downs...Had five receptions for 73 yards (14.6 avg.) on third down with all five going for first downs, highlighted by his 13-yard reception near the sideline on third-and-10 from the Green Bay 35 that gave the Packers a first down and clinched the win...His five third-down catches matched his career high (vs. New England, Nov. 30, 2014) and his 73 receiving yards on third down were a career best.

►**Vs. Dallas (Oct. 16):** Started and caught seven passes for 53 yards (7.6 avg.) and a TD...Was matched up with S Byron Jones in the slot and caught a pass from Rodgers in the flat, taking it 6 yards for the TD midway through the fourth quarter.

►**Vs. Chicago (Oct. 20):** Started and matched his career-high with 11 catches for 95 yards (8.6 avg.) and a TD...Seven of his receptions went for first downs, tied for his second most in a game...Posted back-to-back games with a TD catch for the first time since recording five straight in

2014...Came from the slot to beat CB Cre'Von LeBlanc for a 2-yard TD catch in the fourth quarter, getting both feet down on the sideline for the score...Added 21 rushing yards on five carries (4.2 avg.).

►**At Atlanta (Oct. 30):** Inactive (hamstring), his first game missed due to injury since Week 16 of 2013, snapping a streak of 39 consecutive regular-season games played.

►**Vs. Indianapolis (Nov. 6):** Was limited to just 23 snaps of work due to his hamstring injury, seeing all of his action in the second half...Caught two passes for 14 yards (7.0 avg.), including a 3-yard TD catch with 3:29 to go that narrowed the Colts lead to 31-26...Was matched up with CB Patrick Robinson and freed himself to make the TD grab in the back of the end zone.

►**At Tennessee (Nov. 13):** Started and caught four passes for 31 yards (7.8 avg.) in 54 snaps of action.

►**At Washington (Nov. 20):** Started and played 60 snaps, hauling in three passes for 84 yards (28.0 avg.)...His 28.0-yard receiving average was a career high in games with three-plus catches...Early in the fourth quarter, was lined up in the slot on third-and-12 and beat CB Kendall Fuller over the middle on a slant from Rodgers, eluding a diving tackle attempt from Fuller and then bouncing off of S Donte Whitner at the Green Bay 27 before taking it down the middle of the field for a season-long 47-yard gain to the Washington 37...Also handled punt-return duties, posting a 10-yard return with one fair catch.

►**At Philadelphia (Nov. 28):** Started and played 56 snaps, making six catches for 41 yards (6.8 avg.), with four of the grabs going for first downs.

89 Jared Cook, TE, 8th Year, South Carolina

- Signed with the Packers as a free agent in March 2016 after spending three seasons with the St. Louis Rams (2013-15) and four with the Tennessee Titans (2009-12).

- Posted at least 35 receptions each season from 2011-15, one of only five active tight ends in the NFL to do so (Antonio Gates, Jimmy Graham, Rob Gronkowski, Greg Olsen).

- Ranks No. 3 among NFL tight ends with a 13.0-yard receiving average since 2011, trailing only Gronkowski (15.3 avg.) and Brent Celek (13.1 avg.) over that span.

- Made 32 catches of 25-plus yards since '11, which was tied for No. 3 in the league among TEs over that time period behind only Gronkowski (49) and Graham (41).

2016 SEASON: Has played in five games with three starts and has caught 13 passes for 165 yards (12.7 avg.) and a TD...Missed six games (Weeks 5-10) due to an ankle injury.

►**At Jacksonville (Sept. 11):** Started in his Green Bay debut, seeing action on 33 plays with one catch for 7 yards...Drew a critical 30-yard pass-interference penalty on S Johnathan Cyprien late in the first half that helped set up QB Aaron Rodgers' 29-yard TD pass to WR Davante Adams.

►**At Minnesota (Sept. 18):** Started and played 46 snaps, finishing with four catches for 31 yards (7.8 avg.)...Recovered an Aaron Rodgers fumble midway through the third quarter on a scramble, retaining possession for Green Bay at Minnesota's 22-yard line.

►**Vs. Detroit (Sept. 25):** Caught a 15-yard pass on Green Bay's opening drive, converting a third-and-5 on a slant to the Green Bay 45 after being split out wide to the right against S Tavon Wilson...Was limited to just 14 snaps on the day after he sustained an ankle injury in the second quarter and did not return.

►**Vs. N.Y. Giants (Oct. 9) - At Tennessee (Nov. 13):** Inactive (ankle).

►**At Washington (Nov. 20):** Returned to the field for the first time since Week 3, starting and playing 43 snaps on his way to a team-high 106 yards and a TD on six receptions (17.5 avg.)...Midway through the third quarter, was split out wide to the right on third down against S Donte Whitner, beating him down the sideline to make an over-the-shoulder catch and take it to the Washington 44 for a 47-yard gain...Later in the third quarter, got past S Duke Ihenacho to make a diving 29-yard grab on third down to the Washington 38, helping set up a 31-yard TD pass from Rodgers to RB James Starks three plays later...Got in the end zone himself for the first time as a Packer in the fourth quarter when he caught a 6-yard slant against S Will Blackmon...Joined Benjamin Watson as the only tight

ends in NFL history to register a 100-yard receiving game with three different franchises (Tennessee, 2011; St. Louis, 2013).

►**At Philadelphia (Nov. 28):** Appeared on 33 plays and had one catch for 7 yards, converting a third-and-4 on Green Bay's opening drive, one that was capped off with a Rodgers-to-Adams TD pass.

2 Mason Crosby, K, 10th Year, Colorado

- With 1,231 career points, ranks No. 1 on the all-time franchise scoring list, having surpassed K Ryan Longwell (1,054) last season vs. Seattle in Week 2.

- Ranks No. 2 in NFL history for the most points by a player in his first nine seasons (1,145, 2007-15), trailing only Patriots K Stephen Gostkowski (1,179, 2006-2014).

- Is one of only three players in league history to register three or more 140-point seasons (Gostkowski, David Akers).

- Has registered a franchise-record nine consecutive 100-point seasons, the longest active streak in the NFL.

- Has kicked the seven longest field goals in franchise history (58-yarder in 2011, two 57-yarders in 2013, 56-yarders in 2010, 2011 and 2015, 55-yarder in 2014).

2016 SEASON: Has played in all 11 games and has scored 86 points, connecting on 20 of 23 field-goal attempts and 26 of 28 extra points... Ranks No. 12 in the NFL in field-goal percentage (min. one att. per game) at 87.0 percent...Has 34 touchbacks on 58 kickoffs (58.6 percent).

►**At Jacksonville (Sept. 11):** Connected on both of his field-goal attempts (25, 20 yards) and all three extra points...Registered four touchbacks on six kickoffs.

►**At Minnesota (Sept. 18):** Did not have any field-goal attempts, but made both of his extra points...Posted one touchback on three kickoffs.

►**Vs. Detroit (Sept. 25):** Made both of his field-goal attempts (36, 46) and all four extra points for 10 points on the afternoon...Registered three touchbacks on his seven kickoffs.

►**Vs. N.Y. Giants (Oct. 9):** Registered a season-high 11 points, connecting on all three of his field-goal attempts (44, 33, 25 yards) and both extra points.

►**Vs. Dallas (Oct. 16):** Made all three of his FG attempts for the second straight game, connecting on kicks of 37, 43 and 34 yards...Posted touchbacks on three of his four kickoffs.

►**Vs. Chicago (Oct. 20):** Connected on 2 of 3 field goals (40-yard kick blocked) and 2 of 3 extra points, with his fourth-quarter miss snapping a streak of 57 consecutive extra points made without a miss...Had four touchbacks on six kickoffs.

►**At Atlanta (Oct. 30):** Made his lone field-goal attempt of the afternoon, a 29-yarder as time expired in the first half, and all three of his extra points...Went over the 1,200-point mark for his career, becoming the 41st player in NFL history to do so...Posted four touchbacks on five kickoffs.

►**Vs. Indianapolis (Nov. 6):** Made 2 of 3 field goals and posted four touchbacks on six kickoffs.

►**At Tennessee (Nov. 13):** Made both of his field-goal attempts (29, 38 yards) and registered four touchbacks on five kickoffs.

►**At Washington (Nov. 20):** Made 1 of 2 field goals (36-yarder wide left) and three extra points...Recorded three touchbacks on five kickoffs.

►**At Philadelphia (Nov. 28):** Connected on both of his FG attempts (33 and 32 yards) and all three extra points...Posted three touchbacks on six kickoffs.

76 Mike Daniels, DT, 5th Year, Iowa

- Named an alternate for the Pro Bowl for the first time in his career in 2015 after starting all 16 games and leading the defensive line with 66 tackles (40 solo), four sacks, an interception, a forced fumble and two passes defensed. Finished No. 3 on the team in QB hits (12) and No. 2 in pressures (22).

- Started all 16 games for the first time in his career in 2014 and registered a career-high 69 tackles. Led the team in both QB hits (19) and pressures (22).

- Emerged as a force in his second season in 2013, tying for sixth in the NFL among DTs with 6½ sacks, the most in a season by a Green Bay defensive lineman since NT B.J. Raji posted the same total in 2010.

2016 SEASON: Has started all 11 games and has registered 31 tackles (19 solo), three sacks, 12 QB hits (tied for No. 1 on the team) and eight pressures...Ranks No. 2 on the team with eight tackles for a loss...Part of a run defense that ranks No. 7 in the league in rushing yards allowed per game (90.2) and yards allowed per carry (3.77 avg.) and tied for No. 3 in runs of 10-plus yards allowed (22).

►**At Jacksonville (Sept. 11):** Started and played 43 snaps, posting two tackles (one solo), a QB pressure and a QB hit...Early in the second quarter, brought down RB T.J. Yeldon for a 2-yard loss on a run up the middle... Helped limit the Jaguars to just 48 yards rushing on 26 carries (1.8 avg.), the first time they had rushed for 48 or fewer yards on 25-plus attempts since Nov. 14, 1999 (vs. Baltimore, 47 yards on 26 attempts).

►**At Minnesota (Sept. 18):** Started and appeared on 42 of 58 plays, finishing with five tackles (four solo), a sack and four QB hits...In the first quarter, walked back G Brandon Fusco to bring down QB Sam Bradford for a 9-yard sack...Later in the first quarter, stopped RB Adrian Peterson for a 1-yard loss on a run up the middle...Helped limit Peterson to just 19 yards on 12 carries (1.6 avg.), tied for the fourth-lowest yardage total of Peterson's career, with a long of 5 yards.

►**Vs. Detroit (Sept. 25):** Started and played 46 snaps, helping to limit the Lions to just 50 yards rushing on 23 carries (2.2 avg.)...Posted a solo tackle, when he drove back G Larry Warford and stopped RB Dwayne Washington for a 1-yard loss on a third-and-goal from the 1 early in the third quarter...Led the team with two QB hits.

►**Vs. N.Y. Giants (Oct. 9):** Started and appeared on 32 plays, finishing with two tackles (one solo) and a pass defensed...Deflected a QB Eli Manning pass intended for WR Odell Beckham Jr. over the middle midway through the second quarter...Helped limit the Giants to just 43 yards rushing on 15 carries (2.9 avg.), bringing Green Bay's four-game total to just 171 rushing yards allowed, the second-fewest allowed by an NFL team in the first four games of a season since individual stats began to be recorded in 1933 behind only the 157 yards allowed by the 1995 San Francisco 49ers.

►**Vs. Dallas (Oct. 16):** Started and played 48 snaps, recording two tackles (one solo) and a QB pressure.

►**Vs. Chicago (Oct. 20):** Started and appeared on 22 plays, tying for the lead on the defensive line with four tackles (two solo)...Added a QB hit.

►**At Atlanta (Oct. 30):** Started and played 38 snaps, recording a sack and a team-high two QB hits...Walked back G Andy Levitre to get to QB Matt Ryan for a 9-yard sack early in the fourth quarter.

►**Vs. Indianapolis (Nov. 6):** Started and played 41 snaps, recording three tackles (two solo), two pressures and two QB hits...Helped to limit the Colts to 85 rushing yards on 28 carries (3.0 avg.)...Walked back G Jonotthan Harrison to put a hit on QB Andrew Luck and help force an interception by S Ha Ha Clinton-Dix on the Colts' first offensive series, giving Green Bay the ball at the Indianapolis 29 after a 20-yard return by Clinton-Dix.

►**At Tennessee (Nov. 13):** Started and played 32 snaps, finishing with two tackles (both assisted).

►**At Washington (Nov. 20):** Started and appeared on 44 plays...Led the defensive line with six tackles (three solo) and a QB hit...Shed a block from G Brandon Scherff to drill RB Robert Kelley in the backfield for a 3-yard loss late in the first half.

►**At Philadelphia (Nov. 28):** Started and played 38 snaps, finishing with three tackles (all solo), a sack and a QB hit...Late in the first half, came up the middle to get to QB Carson Wentz for a 14-yard sack.

11 Trevor Davis, WR, Rookie, California

- In two seasons at Cal, totaled 2,300 all-purpose yards, registering 1,071 yards receiving and seven touchdown catches on 64 receptions (16.7 avg.), 1,110 yards and two touchdowns on 45 kick returns (24.7 avg.), and 115 yards on 14 punt returns (8.2 avg.).

- In 2015, set career highs in games played (13), starts (nine), all-purpose yards (team-high 1,407), kickoff returns (32), kickoff-return yards (team-best 686), receptions (40), receiving yards (672) and yards per reception (16.8 avg., No. 2 on the team).

- As a junior, earned first-team All-Pacific-12 honors at kick returner from *Phil Steele's College Football* after ranking No. 2 nationally and leading the

Pac-12 by averaging 32.6 yards per kickoff return, a school record.

2016 SEASON: Has played in nine games, seeing time on offense and special teams...Has three catches for 24 yards (8.0 avg.) and a TD, nine punt returns for 115 yards (12.8 avg.) with 11 fair catches, and three kick-off returns for 64 yards (21.3 avg.).

► **At Jacksonville (Sept. 11):** Inactive (shoulder).

► **At Minnesota (Sept. 18):** Made his NFL debut, seeing limited action on offense and special teams...Played five snaps on offense and handled punt-return duties late in the game (one fair catch, no returns).

► **Vs. Detroit (Sept. 25):** Played 12 snaps on offense and nine on special teams, returning one punt for 1 yard and drawing a 66-yard pass-interference penalty early in the second quarter...Got past CB Nevin Lawson deep down the middle of the field before being tripped up by him inside the 5-yard line as QB Aaron Rodgers rolled to his left and threw the deep pass to him...The penalty gave Green Bay the ball at the Detroit 2, and Rodgers found TE Richard Rodgers on the next play for a 2-yard TD pass.

► **Vs. N.Y. Giants (Oct. 9):** Had a 3-yard punt return along with two fair catches...Played seven snaps on offense.

► **Vs. Dallas (Oct. 16):** Posted a career-long 25-yard punt return late in the second quarter, the longest punt return of the season for the Packers, as he took the return out to the Green Bay 46...Also played 12 snaps on offense.

► **Vs. Chicago (Oct. 20):** Had one punt return for 6 yards along with four fair catches...Also played seven snaps on offense.

► **At Atlanta (Oct. 30):** Saw the most significant action of his career to date on offense and delivered three catches for 24 yards (8.0 avg.) and a TD...With just over 4:30 remaining in the first half, posted his first career TD catch when he hauled in a 9-yard pass from a scrambling QB Aaron Rodgers, getting both feet in bounds near the front pylon with CB Brian Poole blanketing him in coverage...Teamed up with WR Geronimo Allison as they became the first Green Bay rookie duo to both catch a TD pass in the same game since Joe Johnson and Max McGee on Dec. 12, 1954, at the Los Angeles Rams...Also returned two punts for 60 yards (30.0 avg.), highlighted by his 55-yard return down the sideline in the second quarter to the Atlanta 15 that set up his own TD catch four plays later...His punt return was the longest by a Packer since DB Micah Hyde's 55-yarder for a TD vs. Detroit on Dec. 28, 2014.

► **Vs. Indianapolis (Nov. 6):** Posted the first kickoff returns of his career, returning three kicks for 64 yards (21.3 avg.)...Also had an 8-yard punt return.

► **At Tennessee (Nov. 13):** Had two punt returns for 12 yards (6.0 avg.).

► **At Washington (Nov. 20):** Played two snaps on special teams.

► **At Philadelphia (Nov. 28):** Appeared on one play on special teams.

91 Jayrone Elliott, LB, 3rd Year, Toledo

• Set career highs in games played (14), tackles (17), solo tackles (14), interceptions (one), passes defended (two), forced fumbles (one) and sacks (three) in 2015. Ranked No. 3 on the team with a career-best 11 special teams tackles.

• After making the 53-man roster, played in 13 regular-season games and both postseason contests as a rookie in 2014, contributing primarily on special teams.

• Finished the season with 15 special teams tackles in '14, No. 1 among Packers rookies and No. 2 on the team behind S Sean Richardson (17).

2016 SEASON: Has played in eight games and has posted eight tackles (two solo), three tackles for a loss and two QB pressures...Leads the team with eight tackles on special teams...Was sidelined for Weeks 1-2 due to a hamstring injury and was inactive in Week 11 (healthy scratch).

► **At Jacksonville (Sept. 11):** Inactive (hamstring).

► **At Minnesota (Sept. 18):** Inactive (hamstring).

► **Vs. Detroit (Sept. 25):** Played 28 snaps on defense and 14 on special teams in his season debut...Brought down WR Golden Tate for an 8-yard loss on an end-around midway through the second quarter, avoiding a block attempt from FB Michael Burton to tackle Tate in the backfield...Finished with two tackles (both solo) and a QB pressure and added two tackles on special teams, which was tied for the team lead.

► **Vs. N.Y. Giants (Oct. 9):** Appeared on 20 plays on special teams and tied for the team lead with two tackles for the second straight games...Also

played seven snaps on defense.

► **Vs. Dallas (Oct. 16):** Played nine snaps on defense and 11 on special teams...Registered two assisted tackles on defense.

► **Vs. Chicago (Oct. 20):** Appeared on 15 plays on special teams and four on defense.

► **At Atlanta (Oct. 30):** Played 14 snaps on defense and 12 on special teams, pacing the team with two tackles on special teams...Added a solo tackle on defense.

► **Vs. Indianapolis (Nov. 6):** Appeared on 20 plays on special teams.

► **At Tennessee (Nov. 13):** Played 22 snaps on defense and posted two solo tackles and a QB pressure...Came from the left side and tripped up RB Derrick Henry in the backfield for a 2-yard loss late in the first quarter...Had another tackle for a loss when he came off the right side to bring down RB DeMarco Murray for a 2-yard loss on a fourth-quarter run...Added a tackle on special teams.

► **At Washington (Nov. 20):** Inactive (healthy scratch).

► **At Philadelphia (Nov. 28):** Registered a tackle on special teams and a solo tackle on defense.

25 Marwin Evans, S, Rookie, Utah State

• Was one of five rookie free agents to make Green Bay's Week 1 roster.

• Started 13 of 27 games played at Utah State, totaling 83 tackles (36 solo), including 10 for a loss, two sacks, an interception for a 90-yard touchdown return, five pass breakups and three forced fumbles.

• Started all 13 games played as a senior in 2015, recording career highs in tackles (73), solo tackles (33), tackles for a loss (10), sacks (two), interceptions (one), pass breakups (five) and forced fumbles (two).

2016 SEASON: Has played in all 11 games, seeing time primarily on special teams, and is tied for No. 3 on the team with five tackles.

► **At Jacksonville (Sept. 11):** Played six snaps on special teams in his NFL debut.

► **At Minnesota (Sept. 18):** Appeared on three plays on special teams...Made his first career tackle on special teams, bringing down WR Cordarrelle Patterson at the Minnesota 23 on a first-quarter kickoff return.

► **Vs. Detroit (Sept. 25):** Played 10 snaps on special teams and was tied for the team lead with a career-high two tackles.

► **Vs. N.Y. Giants (Oct. 9):** Appeared on 10 plays on special teams.

► **Vs. Dallas (Oct. 16):** Played 14 snaps on special teams.

► **Vs. Chicago (Oct. 20):** Appeared on 14 plays on special teams and registered a tackle.

► **At Atlanta (Oct. 30):** Played 14 snaps on special teams.

► **Vs. Indianapolis (Nov. 6):** Played 22 snaps on special teams and two on defense, the first action of his NFL career on defense.

► **At Tennessee (Nov. 13):** Played 20 snaps on special teams and two on defense.

► **At Washington (Nov. 20):** Appeared on 16 plays on special teams.

► **At Philadelphia (Nov. 28):** Played 12 snaps on special teams, posting a tackle when he brought down RB Kenjon Barner at the Philadelphia 14 on a second-quarter kickoff return.

51 Kyler Fackrell, LB, Rookie, Utah State

• Was named first-team All-Mountain West as a senior in 2015 after ranking first in the nation with five fumble recoveries and posting a school-record 12 QB hurries.

• Ranked second on the Aggies with 82 tackles in '15, including a team-high 15 tackles for a loss, along with four sacks and two forced fumbles.

• Became one of just 15 players in school history to earn first-team or second-team all-conference recognition three times during his career (2012-13, 2015).

2016 SEASON: Has played in all games, seeing time on defense and special teams...Has recorded nine tackles (all solo), two sacks, six QB pressures, a QB hit and a pass defended...Ranks No. 2 on the team with seven tackles on special teams.

► **At Jacksonville (Sept. 11):** Played 18 snaps on special teams, which was tied for the team high, and seven on defense in his NFL debut...Posted a tackle on special teams, bringing down RB Corey Grant at the Jacksonville 18 on the opening kickoff of the game.

► **At Minnesota (Sept. 18):** Appeared on seven defensive plays and 19 on special teams...Posted a solo tackle and a QB pressure.

► **Vs. Detroit (Sept. 25):** Saw increased action with LB Clay Matthews (foot/hamstring) and DE/LB Datone Jones (knee) sidelined, appearing on a career-high 37 plays on defense...Posted his first career sack, beating LT Taylor Decker in the fourth quarter to wrap up QB Matthew Stafford for a 9-yard loss...Also played 22 snaps on special teams and made a tackle.

► **Vs. N.Y. Giants (Oct. 9):** Posted a sack for the second straight game, beating RT Bobby Hart to get to QB Eli Manning for a 6-yard loss late in the first half, also forcing the first fumble of his career on the sack, one that DT Kenny Clark recovered at the New York 33 and returned 2 yards to help set up a Mason Crosby FG as time expired in the first half...Finished with three tackles (all solo), two pressures and one QB hit...Also played 21 snaps on special teams (tied for the team lead) and tied for the team lead with two tackles, both coming on kickoff coverage.

► **Vs. Dallas (Oct. 16):** Played 15 snaps on special teams and seven on defense...Wrapped up WR Lucky Whitehead at the Dallas 24 on a kickoff return early in the second quarter.

► **Vs. Chicago (Oct. 20):** Appeared on 10 defensive plays, recording a QB pressure, and 16 plays on special teams.

► **At Atlanta (Oct. 30):** Played 19 snaps on defense and a team-high 22 on special teams...Registered a QB pressure.

► **Vs. Indianapolis (Nov. 6):** Appeared on 14 plays and posted three tackles (all solo), a QB pressure and a pass defended.

► **At Tennessee (Nov. 13):** Played 29 snaps on defense and a team-high 31 on special teams...Recorded a solo tackle on defense.

► **At Washington (Nov. 20):** Played 22 snaps on special teams and two on defense...Led the team with two tackles on special teams, with one coming on kickoff coverage and the other on punt coverage.

► **At Philadelphia (Nov. 28):** Inactive due to a hamstring injury that he sustained at the tail end of the Washington game.

61 Brett Goode, LS, 9th Year, Arkansas

• Has appeared in 137 regular-season games and 11 playoff contests since joining the club in 2008, having recorded 12 coverage tackles and a fumble recovery in his eight-plus seasons, including a career-best five tackles in 2010.

• Has snapped for all seven of the longest field goals in franchise history (all by K Mason Crosby).

2016 SEASON: Has handled all snapping duties in the first 11 games.

► **At Jacksonville (Sept. 11):** Handled snapping duties for all punts and placements.

► **At Minnesota (Sept. 18):** Snapped for P Jake Schum's five punts and K Mason Crosby's two extra points.

► **Vs. Detroit (Sept. 25):** Handled snapping duties for Crosby's two FGs and four extra points and Schum's two punts.

► **Vs. N.Y. Giants (Oct. 9):** Snapped for Crosby's three FGs and two extra points and Schum's four punts.

► **Vs. Dallas (Oct. 16):** Got down the field to down Schum's 47-yard punt at the Dallas 3 late in the first half...Snapped for Crosby's three FGs and one extra point and Schum's one punt.

► **Vs. Chicago (Oct. 20):** Snapped for all punts and placements.

► **At Atlanta (Oct. 30):** Snapped for Crosby's one FG and three extra points and Schum's three punts.

► **Vs. Indianapolis (Nov. 6):** Snapped for all placements and Schum's four punts as he registered a career-high net average (min. four punts) of 47.5 yards on four punts with a 48.3-yard gross average.

► **At Tennessee (Nov. 13):** Snapped for Schum as he registered a career-best gross average (min. four punts) of 50.5 yards on his four punts.

► **At Washington (Nov. 20):** Snapped for Schum's three punts (46.0-yard gross, 43.3-yard net) and Crosby's FG and three extra points.

► **At Philadelphia (Nov. 28):** Got down the field to down Schum's 43-yard punt at the Philadelphia 1-yard line late in the first half.

39 Demetri Goodson, CB, 3rd Year, Baylor

• Played in 14 games and both postseason contests in his second season in 2015, seeing time on defense and special teams. Recorded nine special teams tackles during the regular season, tied for No. 4 on the team, and was tied for the team lead with three tackles in the playoffs..

• Registered six special teams tackles in '14, No. 2 on the team among rookies behind only LB Jayrone Elliott.

2016 SEASON: Has played in six games with three starts and has recorded 14 tackles (11 solo) and two passes defended...Was on reserve/suspended for the first four games of the season and was inactive in Week 12 (knee).

► **Vs. Dallas (Oct. 16):** Saw significant action in his season debut because of injuries to CBs Sam Shields, Damarious Randall and Quinten Rollins, appearing on 36 plays...Recorded two tackles (both solo) and a pass defended.

► **Vs. Chicago (Oct. 20):** Started the first game of his NFL career, opening at LCB in place of an injured Damarious Randall (groin) and appearing on all 48 snaps...Registered five tackles (three solo).

► **At Atlanta (Oct. 30):** Started at LCB for the second straight week, appearing on 61 of 63 snaps and posting a career-high six tackles (five solo) and a pass defended...On Atlanta's opening drive, came up to drill TE Austin Hooper 3 yards short of the first-down marker on third down to force a Falcons FG...In the second quarter, got a hand in to break up Ryan's pass intended for WR Aldrick Robinson.

► **Vs. Indianapolis (Nov. 6):** Appeared on 14 plays on special teams.

► **At Tennessee (Nov. 13):** Played 27 snaps on defense and 22 on special teams, recording a solo tackle on defense.

► **At Washington (Nov. 20):** Started at LCB and played 10 snaps, but sustained a knee injury covering a punt midway through the second quarter and did not return.

► **At Philadelphia (Nov. 28):** Inactive (knee).

98 Letroy Guion, DT, 9th Year, Florida State

• Saw action in 13 games with four starts (three at DE, one at NT) in 2015 and also appeared in both postseason contests.

• Finished No. 2 on the defensive line in tackles (41) behind DT Mike Daniels (66) and registered multiple tackles in 10 of 13 regular-season games played, as well as both playoff games.

• Started all 16 games for the first time in his career in his first season in Green Bay in 2014.

• Registered a career-high 62 tackles (31 solo), a career-best 3½ sacks, a forced fumble, a pass defended, 10 QB hits and 13 pressures in '14. Ranked second on the defensive line in tackles behind only Daniels (69).

2016 SEASON: Has started all 10 games he has played in and has registered 28 tackles (13 solo), including five for a loss, and two QB hits... Was sidelined in Week 3 (knee)...Part of a run defense that ranks No. 7 in the league in rushing yards allowed per game (90.2) and yards allowed per carry (3.77 avg.) and tied for No. 3 in runs of 10-plus yards allowed (22).

► **At Jacksonville (Sept. 11):** Started and played 39 snaps, recording four tackles (two solo), including two tackles for a loss...Brought down RB T.J. Yeldon for a 2-yard loss on a first-quarter run and then stopped him again for a 2-yard loss on a run on the same drive...Helped limit the Jaguars to just 48 yards rushing on 26 carries (1.8 avg.), the first time they had rushed for 48 or fewer yards on 25-plus attempts since Nov. 14, 1999 (vs. Baltimore, 47 yards on 26 attempts).

► **At Minnesota (Sept. 18):** Started, but was limited to just eight snaps of action after injuring his knee in the second quarter...Finished with two tackles (both solo), including one where he blew past C Joe Berger to bring down RB Adrian Peterson for a 4-yard loss on a run early in the second quarter.

► **Vs. Detroit (Sept. 25):** Inactive (knee), his first game missed due to injury as a member of the Packers.

► **Vs. N.Y. Giants (Oct. 9):** Started and played 28 snaps, finishing with two assisted tackles and a pass defended..Batted down a QB Eli Manning pass on New York's opening drive...Helped limit the Giants to just 43 yards rushing on 15 carries (2.9 avg.), bringing Green Bay's four-game total to just 171 rushing yards allowed, the second-fewest allowed by an NFL team in the first four games of a season since individual stats began to be recorded in 1933 behind only the 157 yards allowed by the 1995 San Francisco 49ers.

► **Vs. Dallas (Oct. 16):** Started and appeared on 38 plays, recording two tackles (one solo) and a QB hit.

► **Vs. Chicago (Oct. 20):** Started and played 16 snaps, posting two

tackles (one solo).

► **At Atlanta (Oct. 30):** Started and played 25 snaps, leading the defensive line with four tackles (two solo), including a tackle for a loss...Stopped RB Terron Ward for a 1-yard loss on a second-quarter run.

► **Vs. Indianapolis (Nov. 6):** Started and played 35 snaps, helping to limit the Colts to 85 rushing yards on 28 carries (3.0 avg.)...Finished with three tackles (two solo).

► **At Tennessee (Nov. 13):** Started and posted two assisted tackles in 22 snaps of action.

► **At Washington (Nov. 20):** Started and played 36 snaps, finishing with four tackles (one solo).

► **At Philadelphia (Nov. 28):** Started and appeared on 32 plays, recording three tackles (two solo), including a tackle for a loss...Spun away from C Jason Kelce to bring down RB Wendell Smallwood for a 2-yard loss on a second-quarter run.

36 LaDarius Gunter, CB, 2nd Year, Miami

• One of two rookie free agents to make Green Bay's opening-day roster in 2015.

• Saw action in eight games as a rookie, recording two tackles on special teams.

• Appeared in one postseason contest, playing 31 snaps on defense and 13 on special teams due to an injury to CB Quinten Rollins.

2016 SEASON: Has played in all 11 games with 10 starts and has posted 46 tackles (39 solo), a tackle for a loss, a team-high nine passes defended and a forced fumble.

► **At Jacksonville (Sept. 11):** Played 24 snaps on defense, registering two tackles (one solo).

► **At Minnesota (Sept. 18):** Made his first NFL start, opening at RCB in place of an injured Sam Shields (concussion)...Played 35 snaps and posted five tackles (all solo) and a forced fumble...The forced fumble came early in the second quarter when he punched the ball out from WR Adam Thielen after he made a catch over the middle on third down, a fumble that Thielen recovered.

► **Vs. Detroit (Sept. 25):** Started for the second straight week at RCB in place of an injured Shields, appearing on 63 of 68 defensive plays and recording three tackles (all solo) and a pass defended...Came up to drill RB Theo Riddick on a first-quarter screen pass for a loss of 3 yards...Broke up a deep pass from QB Matthew Stafford to WR Marvin Jones in the second quarter, nearly making a leaping interception in the end zone.

► **Vs. N.Y. Giants (Oct. 9):** Started at RCB for the third straight contest in place of Shields, one of five defensive players to play all 56 snaps... Helped limit the Giants' top three WRs (Odell Beckham Jr., Sterling Shepard and Victor Cruz) to a combined seven catches for 70 yards (10.0 avg.) and a TD...Recorded an assisted tackle and a pass defended.

► **Vs. Dallas (Oct. 16):** Started at RCB for the fourth straight game, appearing on 64 of 65 snaps, and registered four tackles (two solo).

► **Vs. Chicago (Oct. 20):** Started at RCB and played all 48 snaps, finishing with three tackles (all solo) and a team-high two passes defended... Helped limit WR Alshon Jeffery to just three receptions for 33 yards (11.0 avg.) on the evening.

► **At Atlanta (Oct. 30):** Started in the slot and played 60 of 63 snaps, matching up with WR Julio Jones for much of the afternoon and helping to limit him to just three receptions for 29 yards (9.7 avg.)...Posted five tackles (all solo) and a team-high two passes defended...On Atlanta's final drive, jumped a route to nearly pick off QB Matt Ryan's pass for WR Mohamed Sanu, breaking up the pass near midfield...Later on the drive, broke up a pass down the middle to Jones.

► **Vs. Indianapolis (Nov. 6):** Started at RCB and played all 68 snaps, one of three Green Bay defenders to do so, and registered seven tackles (all solo).

► **At Tennessee (Nov. 13):** Started at RCB and played 54 of 60 snaps... Recorded three tackles (two solo) and a pass defended...Early in the fourth quarter, broke up a deep pass down the left sideline from QB Marcus Mariota intended for WR Tajae Sharpe.

► **At Washington (Nov. 20):** Opened at RCB and played 66 of 68 snaps, recording a career-best eight tackles (six solo) and a pass defended...Broke up a pass from QB Kirk Cousins intended for WR Pierre Garcon with just

under five minutes remaining in the fourth quarter.

► **At Philadelphia (Nov. 28):** Started at RCB and posted five tackles (all solo) and a pass defended...Early in the second quarter, broke up a third-down pass from QB Carson Wentz intended for WR Bryce Treggs to force a Philadelphia punt.

28 Josh Hawkins, CB, Rookie, East Carolina

• Was one of five rookie free agents to make Green Bay's opening-day roster.

• Started 28 of 50 career games played at East Carolina, totaling 139 tackles (88 solo), including 3½ for a loss, a forced fumble, nine interceptions and 22 pass breakups.

• Opened 10 of 12 games played as a senior in 2015, logging 42 tackles (27 solo), two interceptions for 100 return yards, and four pass breakups.

2016 SEASON: Has played in nine games and has posted a pass defended and a tackle on special teams...Was sidelined for Weeks 1-2 due to a hamstring injury.

► **At Jacksonville (Sept. 11):** Inactive (hamstring).

► **At Minnesota (Sept. 18):** Inactive (hamstring).

► **Vs. Detroit (Sept. 25):** Made his NFL debut, appearing on seven plays on defense and six on special teams...Had a pass defended midway through the second quarter, coming back on the ball and diving over WR Golden Tate as he knocked down QB Matthew Stafford's pass.

► **Vs. N.Y. Giants (Oct. 9):** Played 10 snaps on special teams.

► **Vs. Dallas (Oct. 16):** Appeared on three plays on special teams.

► **Vs. Chicago (Oct. 20):** Played 13 snaps on special teams.

► **At Atlanta (Oct. 30):** Appeared on nine plays on special teams and one on defense.

► **Vs. Indianapolis (Nov. 6):** Appeared on seven plays on special teams.

► **At Tennessee (Nov. 13):** Played four snaps on special teams.

► **At Washington (Nov. 20):** Appeared on four plays on special teams.

► **At Philadelphia (Nov. 28):** Played nine snaps on special teams and registered his first career tackle, bringing down RB Kenjon Barner at the Philadelphia 13 on a kickoff return late in the fourth quarter.

7 Brett Hundley, QB, 2nd Year, UCLA

• Served as the No. 3 QB behind Aaron Rodgers and Scott Tolzien in 2015 and was inactive for all 16 regular-season games and both playoff contests.

• Led the NFL with 630 passing yards in the 2015 preseason, completing 45 of 65 passes (69.2 percent) for seven TDs with one INT for a 129.6 passer rating (No. 3 in the NFL).

• Registered a 142.4 passer rating in the preseason finale vs. New Orleans (Sept. 3), connecting on 16 of 23 passes for 236 yards and four TDs with no INTs.

2016 SEASON: Has played in two games and has served as the No. 2 QB for the other nine contests...Has completed 2 of 7 passes for 17 yards.

► **At Tennessee (Nov. 13):** Made his regular-season NFL debut, taking over at QB for the final series...Completed 1 of 4 passes for 8 yards, with his first career completion coming to WR Ty Montgomery.

► **At Washington (Nov. 20):** Took over at QB for the final series with the Packers trailing, 42-24, and completed 1 of 3 passes for 9 yards (completion to TE Jared Cook).

33 Micah Hyde, DB, 4th Year, Iowa

• Started 23 games in his first three seasons, opening 11 contests at nickel back, seven at free safety and five at strong safety.

• Only defensive back in franchise history (since 1982) to register a sack in each of his first four seasons in the NFL (2013-16).

• Is one of only two defensive backs in the NFL (Rams S T.J. McDonald) to register at least one sack each of the last four seasons.

• Is tied for No. 1 on the Packers (Sam Shields) with five interceptions since 2014, including a career-best three in 2015.

• Is tied for No. 1 in franchise history (Desmond Howard, Will Blackmon) with three career punt returns for TDs.

2016 SEASON: Has played in all 11 games with seven starts (six at CB, one at SS, one as extra safety) and has recorded 43 tackles (34 solo),

five tackles for a loss, a sack, two passes defended, three QB hits and a pressure...Has one punt return for 2 yards with five fair catches and two tackles on special teams.

►**At Jacksonville (Sept. 11):** Played 32 snaps on defense and registered a solo tackle...Had a key fumble recovery on LB Joe Thomas' interception early in the first quarter, recovering the fumble at the Jacksonville 29 to retain possession and help set up the Green Bay offense for its first score...Was one of a host of defenders to bring down WR Allen Hurns for a 1-yard loss on fourth-and-1 with 23 seconds remaining to secure the 27-23 victory for Green Bay...Added a tackle on special teams and served as the punt returner, but did not have any returns.

►**At Minnesota (Sept. 18):** Played 34 snaps on defense and posted three tackles (one solo)...Also served as the primary punt returner, but did not have any returns (four fair catches).

►**Vs. Detroit (Sept. 25):** Started at SS in place of an injured Morgan Burnett (groin), appearing on 67 of 68 defensive plays...Led the team with a career-high 10 tackles (all solo), adding a pass defended and a QB hit.

►**Vs. N.Y. Giants (Oct. 9):** Started as the third CB with starters Damarious Randall (groin) and Sam Shields (concussion) both sidelined...Appeared on all 56 plays, one of five Green Bay defenders to do so, and matched his career high by posting 10 tackles (seven solo) for the second straight week, including a sack and three tackles for a loss...Helped limit the Giants' top three WRs (Odell Beckham Jr., Sterling Shepard and Victor Cruz) to a combined seven catches for 70 yards (10.0 avg.) and a TD...With just under two minutes remaining in the first half, broke up QB Eli Manning's pass intended for Shepard near the sideline on third-and-6, forcing the Giants to settle for a 41-yard FG...Was credited with a sack late in the third quarter when he knocked Beckham out of bounds after the WR took a toss and then was looking to pass...It marked his fourth straight season with a sack (2013-16), making him the only Green Bay defensive back (since 1982) to record a sack in each of his first four seasons.

►**Vs. Dallas (Oct. 16):** Started as the third safety and played 53 of 65 snaps, finishing with two tackles (both solo).

►**Vs. Chicago (Oct. 20):** Started as the third CB and played all 48 snaps...Registered three tackles (two solo), including a stop of RB Jordan Howard for a 1-yard loss on a second-quarter run, and a pass defended.

►**At Atlanta (Oct. 30):** Started at RCB and played 62 of 63 snaps...Posted two solo tackles on defense and added a stop on special teams.

►**Vs. Indianapolis (Nov. 6):** Started as the third CB and played 53 snaps, departing in the fourth quarter due to a shoulder injury...Posted three tackles (all solo) and two QB hits...Recorded a tackle for a loss in the third quarter, touching down RB Frank Gore after he slipped to the ground for a 3-yard loss on a lateral.

►**At Tennessee (Nov. 13):** Played 53 of 60 snaps and registered five tackles (three solo).

►**At Washington (Nov. 20):** Started as the third CB and played 65 of 68 snaps, posting three tackles (two solo).

►**At Philadelphia (Nov. 28):** Started as the third CB, seeing time at both CB and safety, and posted a solo tackle.

34 Don Jackson, RB, Rookie, Nevada

• Was originally signed by Green Bay as an undrafted free agent on May 6.
• Played three years at Nevada, amassing 2,371 yards (No. 13 in school history) and 19 TDs on 528 carries (4.5 avg.).

2016 SEASON: Played in three games and had 32 rushing yards on 10 carries (3.2 avg.)...Was inactive for one game...Was placed on injured reserve on Nov. 16 after sustaining a knee injury during practice...Spent the first six weeks on Green Bay's practice squad before being signed to the 53-man roster on Oct. 20.

►**Vs. Chicago (Oct. 20):** Played six snaps in his NFL debut after being signed to the active roster the day of the game...Had two carries for 6 yards (3.0 avg.) before departing the game due to a hand injury.

►**At Atlanta (Oct. 30):** Carried the ball four times for 10 yards (2.5 avg.) in 10 snaps of action.

►**Vs. Indianapolis (Nov. 6):** Rushed for 16 yards on four carries (4.0 avg.).

►**At Tennessee (Nov. 13):** Inactive (healthy scratch).

83 Jeff Janis, WR, 3rd Year, Saginaw Valley State

• Played in all 16 games last season, ranking No. 2 on the team with 15 tackles on special teams and posting a 29.0-yard average on 14 kickoff returns, including three of 45-plus yards.

• Registered seven catches for 145 yards (20.7 avg.) and two TDs in an NFC Divisional playoff contest at Arizona last season, becoming the first player in franchise history to record seven-plus receptions, 140-plus receiving yards and two-plus TD catches in a postseason game.

• Appeared in three contests as a rookie in 2014, posting two receptions for 16 yards (8.0 avg.).

2016 SEASON: Has played in all 11 games with one start, seeing time on offense and special teams...Has 10 catches for 85 yards (8.5 avg.) and a TD...Has registered two tackles on special teams and four kickoff returns for 70 yards (17.5 avg.)...Was limited to playing on special teams for the first three games because of an injured hand that required him to wear a club cast.

►**At Jacksonville (Sept. 11):** Playing with a club on his injured hand, appeared on 12 plays on special teams.

►**At Minnesota (Sept. 18):** Played 15 snaps on special teams.

►**Vs. Detroit (Sept. 25):** Appeared on 11 plays on special teams and saw his first offensive action of the season, playing the final three snaps of the game as QB Aaron Rodgers took a knee to run out the clock...Made a tackle on special teams.

►**Vs. N.Y. Giants (Oct. 9):** Appeared on 21 plays on special teams (tied for the team lead) and 13 on offense, playing without a club cast on his injured hand for the first time this season...Had an 18-yard kickoff return and a tackle on special teams.

►**Vs. Dallas (Oct. 16):** Played 32 snaps on offense and registered his first catches of the season, hauling in two passes for 14 yards (7.0 avg.).

►**Vs. Chicago (Oct. 20):** Played a season-high 41 snaps on offense and had two catches for 9 yards (4.5 avg.)...Also had a 17-yard kickoff return.

►**At Atlanta (Oct. 30):** With injuries sidelining WRs Randall Cobb and Ty Montgomery, saw his most significant action of the season to date, appearing on 58 plays and posting a regular-season career-high four receptions for 30 yards (7.5 avg.) and a TD...The TD catch was the first of his career in the regular season and put the Packers ahead, 32-26, after the ensuing two-point conversion by Rodgers...On the TD grab, separated himself from CB C.J. Goodwin to find an opening in the back of the end zone, making the grab and getting down with S Ricardo Allen coming at him to deliver a hit.

►**Vs. Indianapolis (Nov. 6):** Started the game as the third WR, the first start of his NFL career...Played 44 snaps and had a 25-yard reception in the third quarter, his longest catch of the season...Caught a quick pass from Rodgers and took it down the middle of the field to the Indianapolis 14 to help set up a 27-yard Mason Crosby FG.

►**At Tennessee (Nov. 13):** Appeared on 24 plays on special teams and 10 on offense.

►**At Washington (Nov. 20):** Played 19 snaps on special teams and two on offense...Had a 7-yard kickoff return.

►**At Philadelphia (Nov. 28):** Appeared on 14 plays on special teams and six on offense, posting one catch for 7 yards.

95 Datone Jones, DE/LB, 4th Year, UCLA

• Ranks No. 2 among Packers defensive linemen with eight sacks since 2013 (Mike Daniels, 17).

• Finished second on the team with 13 QB hits in 2015.

• Played in 13 games with three starts and appeared in both playoff contests in 2014. Ranked No. 4 on the team in pressures (15) and tied for No. 5 in QB hits (eight) during the regular season.

2016 SEASON: Has played in 10 games with one start (at DE) and has registered 15 tackles (11 solo), two tackles for a loss, six QB hits, seven pressures (tied for No. 3 on the team) and two passes defended.

►**At Jacksonville (Sept. 11):** Played 40 snaps on defense and recorded a QB pressure and a QB hit...Helped limit the Jaguars to just 48 yards rushing on 26 carries (1.8 avg.), the first time they had rushed for 48 or fewer yards on 25-plus attempts since Nov. 14, 1999 (vs. Baltimore, 47 yards on 26 attempts).

►**At Minnesota (Sept. 18):** Appeared on 34 defensive plays and posted

three tackles (two solo)...Stopped WR Cordarrelle Patterson for a 4-yard loss on an end-around early in the fourth quarter.

►**Vs. Detroit (Sept. 25):** Inactive (knee).

►**Vs. N.Y. Giants (Oct. 9):** Returned to action after missing one game and played 24 snaps on defense, recording two tackles (one solo) and two pressures.

►**Vs. Dallas (Oct. 16):** Played 33 snaps and registered five tackles (four solo), a team-high three QB pressures and a QB hit.

►**Vs. Chicago (Oct. 20):** Appeared on 21 plays and recorded two QB pressures, two QB hits and a pass defended...Late in the fourth quarter, got a piece of the ball to break up a QB Matt Barkley pass intended for TE Zach Miller...Later in the quarter, made an inside move on T Bobby Massie and hit Barkley as he released the ball, a pass that was intercepted by LB Nick Perry at the Green Bay 40.

►**At Atlanta (Oct. 30):** Played 23 snaps and registered an assisted tackle and a QB hit.

►**Vs. Indianapolis (Nov. 6):** Appeared on 46 plays and posted a pass defended and a QB pressure.

►**At Tennessee (Nov. 13):** Started at DE and played 39 snaps, finishing with two tackles (both solo)...From the LOLB spot, tackled QB Marcus Mariota for a 2-yard loss late in the fourth quarter on a running play.

►**At Washington (Nov. 20):** Played 25 snaps and posted two solo tackles.

►**At Philadelphia (Nov. 28):** Appeared on 28 plays and posted a QB hit, beating T Allen Barbre to drill QB Carson Wentz and force an incomplete pass early in the third quarter...Made an inside move on Barbre on the next play to get a hand in Wentz's face as he overthrew TE Zach Ertz over the middle, a pass that was intercepted by S Ha Ha Clinton-Dix at the Green Bay 16.

40 Joe Kerridge, FB, Rookie, Michigan

• Entered the NFL as an undrafted free agent with the Washington Redskins, spending time on Washington's practice squad earlier this season.

• Played in 48 games with 14 starts at Michigan, serving as a team captain as a senior in 2015 and rushing for 62 yards and a TD on 14 carries (4.4 avg.) that season.

2016 SEASON: Has played in three games, seeing time primarily on special teams, and has recorded one tackle...Was signed to the active roster from the practice squad on Nov. 7...Spent five games on Green Bay's practice squad (Weeks 5-9).

►**At Tennessee (Nov. 13):** Made his NFL debut, appearing on nine plays on special teams.

►**At Washington (Nov. 20):** Played 15 snaps on special teams and posted a tackle.

►**At Philadelphia (Nov. 28):** Appeared on five plays on special teams and also saw the first regular-season action of his career on offense as he played three snaps.

27 Eddie Lacy, RB, 4th Year, Alabama

• With 3,075 rushing yards from 2013-15, joined RB John Brockington (3,276, 1971-73) as the only two players in franchise history to rush for 3,000-plus yards in their first three seasons in the NFL.

• Was one of only two NFL players (Bills RB LeSean McCoy) to have three or more 100-yard rushing games each season from 2013-15.

• With 1,178 rushing yards in 2013 and 1,139 in 2014, became just the fifth player in franchise history to register back-to-back 1,000-yard rushing seasons.

2016 SEASON: Started all five games he appeared in and posted 360 rushing yards on 71 carries (5.1 avg.)...Registered 10 runs of 10-plus yards and also had four receptions for 28 yards (7.0 avg.)...Was placed on injured reserve (ankle) on Oct. 20.

►**At Jacksonville (Sept. 11):** Led the team with 61 rushing yards on 14 attempts (4.4 avg.), highlighted by a 28-yard run late in the third quarter...Took the handoff to the right side, first cutting left before cutting right at the second level as he made S Tashaun Gipson miss as he took the ball to the Jacksonville 17, a run that would help set up K Mason Crosby's 20-yard FG...Added a 17-yard catch on a screen pass in the second quarter, bouncing off a tackle attempt by S Johnathan Cyprien and then diving

over Gipson at the end of the play.

►**At Minnesota (Sept. 18):** Posted a team-high 50 yards rushing on 12 carries (4.2 avg.)...Had two runs of 10-plus yards, a 13-yarder up the middle in the fourth quarter and a 12-yard gain off the left end in the third quarter.

►**Vs. Detroit (Sept. 25):** Led the team with 103 rushing yards on just 17 carries (6.1 avg.), the 11th 100-yard rushing game of his career as he moved past RB Dorsey Levens (10) for sole possession of the No. 5 spot in team history...Rushed for a season-high five first downs, highlighted by a 25-yard run in the second quarter that he took up the middle and then bounced out down the right sideline for the big gain.

►**Vs. N.Y. Giants (Oct. 9):** Led the team with 81 yards rushing on just 11 carries (7.4 avg.), exiting the game in the third quarter due to an ankle injury...Rushed for 77 yards in the first half, the second-best mark in his career in a first half behind only his 84-yard effort at Tampa Bay on Dec. 21, 2014...His average of 7.4 yards per carry was the second best of his career in a game with 10-plus carries behind only his 8.1 yard average vs. Minnesota on Oct. 2, 2014 (13 carries for 105 yards)...Posted a season-long 31-yard run midway through the second quarter, initially taking the run outside before cutting inside and then bouncing it out again, making S Andrew Adams miss at the second level as he took it down the sideline to the New York 49.

►**Vs. Dallas (Oct. 16):** Playing through an ankle injury, led the team with 65 yards on 17 carries (3.8 avg.), including a 25-yard run to the Dallas 28 midway through the first quarter...Took the carry off of right end, hurdling S Byron Jones toward the end of the run for extra yardage...It marked his third straight game with a carry of 25-plus yards, the first Packer to accomplish that feat in a single season since RB Ryan Grant in 2007 (Weeks 12-14).

70 T.J. Lang, G, 8th Year, Eastern Michigan

• Has started 86 games since 2011, the most by any Green Bay player on the offensive side of the ball over that span.

• Opened all 15 contests he played in at RG in 2015 and was named a Pro Bowl alternate for the second straight season.

• Has started 90 games during his career, opening contests at four different positions (56 at RG, 27 at LG, five at RT, two at LT).

2016 SEASON: Has started nine games at RG...Has been inactive for two games (foot)...Part of a line that has helped the Packers rank in the top 10 in the NFL in third-down conversions (No. 2, 49.0), time of possession (No. 3, 31:33), first downs (tied for No. 7, 248), 10-play drives (tied for No. 3, 24) and passing yards (No. 7, 266.7).

►**At Jacksonville (Sept. 11):** Started at RG and played all 64 snaps...Helped protect QB Aaron Rodgers as he was sacked just one time on the afternoon and as he threw for 199 yards and two TDs on 20-of-34 passing with a rushing TD.

►**At Minnesota (Sept. 18):** Started at RG and played 70 of 71 snaps, coming off the field for one play in the third quarter when his shoe fell off.

►**Vs. Detroit (Sept. 25):** Started at RG and played all 54 snaps, helping to clear the way for RB Eddie Lacy's season-high 103 yards rushing on just 17 carries (6.1 avg.)...Also protected Rodgers as he threw a season-high four TD passes, with all of them coming in the first half.

►**Vs. N.Y. Giants (Oct. 9):** Started at RG and played all 80 snaps, helping the offense record season bests for total yards (406), rushing yards (147), first downs (23) and time of possession (36:38)...Part of a line that did not allow a sack of Rodgers and helped clear the way for Lacy's 81 rushing yards on just 11 carries (7.4 avg.).

►**Vs. Dallas (Oct. 16):** Started at RG and played all 70 snaps, helping the offense post season highs for total first downs (24) and passing first downs (17)...Protected Rodgers as he completed 31 of 42 passes for 294 yards and a TD with one INT and was sacked just once on the afternoon.

►**Vs. Chicago (Oct. 20):** Started at RG and appeared on 71 of 87 plays, missing the first two series of the second half due to a hip injury...Helped the offense record 406 total yards (tied for the season high) and a 39:36 time of possession, the best mark by Green Bay since Oct. 27, 2013, at Minnesota (40:54)...Protected Rodgers as he completed a franchise-record 39 passes, including 10-plus passes to three different players (WRs Davante Adams, Randall Cobb and Ty Montgomery), only the second time

in NFL history (New England Patriots, Nov. 13, 1994) that a team has accomplished that feat in a game.

►**At Atlanta (Oct. 30):** Started at RG and played 59 of 62 snaps, departing the game briefly in the fourth quarter due to injury...Part of a line that protected Rodgers as he threw for 246 yards and four TDs on 28-of-38 passing...Helped the offense rack up 108 rushing yards on 19 carries (5.7 avg.).

►**Vs. Indianapolis (Nov. 6):** Started at RG and played all 69 snaps, helping the offense register 405 total yards...Protected Rodgers as he threw for 297 yards and three TDs on 26-of-43 passing, his third straight game with three-plus TD passes.

►**At Tennessee (Nov. 13):** Started at RG, but sustained a foot injury on Green Bay's fourth offensive snap and did not return.

►**At Washington (Nov. 20):** Inactive (foot), just his third game missed due to injury since taking over as a starter in 2011.

►**At Philadelphia (Nov. 28):** Inactive (foot).

63 Corey Linsley, C, 3rd Year, Ohio State

• Has started all 32 games he has played in since entering the league in 2014.

• Started every game in 2014, becoming the first rookie center to start every game for the Packers since the league went to a 16-game schedule in 1978.

• Was named to the PFWA's All-Rookie team in 2014, the first Green Bay center to be honored since its inception in 1974.

2016 SEASON: Has started all four games he has appeared in at C, helping the offense register 385-plus total yards in each of those games... Was on reserve/physically unable to perform for the entire preseason and the first seven regular-season games...Was activated to the 53-man roster on Nov. 5.

►**Vs. Indianapolis (Nov. 6):** Made his season debut, starting at C and playing all 69 snaps...Helped the offense register 405 total yards and protected QB Aaron Rodgers as he threw for 297 yards and three TDs on 26-of-43 passing.

►**At Tennessee (Nov. 13):** Started at C and played all 78 snaps, helping the offense register 402 total yards.

►**At Washington (Nov. 20):** Started at C and played all 70 snaps, helping to protect Rodgers as he threw for 351 yards and three TDs on 26-of-41 passing, only the third time in his career that he posted back-to-back 350-yard passing games (2009, 2011)...Part of an offense that posted a season-high 424 total yards, its third straight game with 400-plus yards, only the second time the Packers have done so in the last seven seasons (Weeks 8, 10-11 in 2014).

►**At Philadelphia (Nov. 28):** Started at C and played all 71 snaps, protecting Rodgers as the line didn't allow a sack and provided time for him to complete 30 of 39 passes for 313 yards and two TDs for a 116.7 passer rating...The zero-sack game came against an Eagles defense that entered the contest ranked No. 7 in the league in sacks with 26...Helped the offense register its fourth straight game with 385-plus yards (387), the longest single-season streak by the Packers since 2013 (Weeks 1-5)...Part of an offense that converted 10 of 14 third downs, a 71.4 conversion rate that was the best by an NFL team this season and the best by Green Bay since at Minnesota on Oct. 27, 2013 (13 of 18, 72.2 percent).

94 Dean Lowry, DE, Rookie, Northwestern

• Earned second-team All-Big Ten honors as a senior in 2015 after posting 46 tackles (27 solo), including 13½ tackles for a loss (second on the team), three sacks, an interception, a fumble recovery and seven passes defended.

• Set a school single-game record and tied the sixth-best mark in conference history with six tackles for a loss in Northwestern's win at Nebraska in 2015.

• Was an honorable mention All-Big Ten choice as a junior in 2014 after recording 41 tackles (25 solo), including eight tackles for a loss, four sacks, a forced fumble and eight passes defended.

2016 SEASON: Has played in 10 games, seeing limited action on defense and special teams...Has registered five tackles (three solo) and a tackle for a loss on defense along with three QB pressures and a QB hit...Dressed but did not see any action in Week 12.

►**At Jacksonville (Sept. 11):** Appeared on seven defensive plays in his NFL debut.

►**At Minnesota (Sept. 18):** Appeared on six plays on defense.

►**Vs. Detroit (Sept. 25):** Played 11 snaps on defense and six on special teams...Shed a block from LT Taylor Decker to stop RB Theo Riddick for a 1-yard loss on a second-quarter run...Finished with two tackles (both solo).

►**Vs. N.Y. Giants (Oct. 9):** Played eight snaps on defense, posting an assisted tackle and two QB pressures.

►**Vs. Dallas (Oct. 16):** Appeared on three plays on defense and one on special teams.

►**Vs. Chicago (Oct. 20):** Played four snaps on defense, recording a QB pressure and a QB hit.

►**At Atlanta (Oct. 30):** Appeared on two plays on defense.

►**Vs. Indianapolis (Nov. 6):** Played five snaps on defense and registered an assisted tackle.

►**At Tennessee (Nov. 13):** Appeared on five defensive plays and recorded a solo tackle.

►**At Washington (Nov. 20):** Played two defensive snaps.

►**At Philadelphia (Nov. 28):** Was active, but did not see any action.

50 Blake Martinez, LB, Rookie, Stanford

• Finished his collegiate career with 257 tackles (137 solo), 13½ tackles for a loss, 6½ sacks, five interceptions and five forced fumbles in 51 games played. Led the team in tackles as a junior (102) and senior (141).

• Led the Pacific-12 and ranked seventh nationally with 141 tackles (75 solo) as a senior, averaging a conference-best 10.1 tackles per game. Recorded 84 more tackles than the No. 2 tackler on the team.

• In 2015, was named third-team All-America by *The Associated Press*, second-team All-America by *USA Today* and *Phil Steele's College Football*, and first-team All-Pac-12 by *AP* and *Phil Steele's College Football*.

2016 SEASON: Has played in 10 games with nine starts at ILB and ranks No. 3 on the team with 58 tackles (43 solo), a tackle for a loss, two QB hits, two QB pressures, an interception and five passes defended...Part of a run defense that ranks No. 7 in the league in rushing yards allowed per game (90.2) and yards allowed per carry (3.77 avg.) and tied for No. 3 in runs of 10-plus yards allowed (22)...Ranks No. 5 on the team with four tackles on special teams.

►**At Jacksonville (Sept. 11):** Started and played 47 snaps, becoming the first Green Bay rookie to start on defense in Week 1 since LB Nick Perry in 2012...Was tied for the team lead with nine tackles (five solo) and added a tackle on special teams...Helped limit the Jaguars to just 48 yards rushing on 26 carries (1.8 avg.), the first time they had rushed for 48 or fewer yards on 25-plus attempts since Nov. 14, 1999 (vs. Baltimore, 47 yards on 26 attempts).

►**At Minnesota (Sept. 18):** Started and played 41 snaps, recording six tackles (five solo) and a pass defended...Tackled RB Matt Asiata for a 2-yard loss on a run late in the fourth quarter...Helped limit RB Adrian Peterson to just 19 yards on 12 carries (1.6 avg.), tied for the fourth-lowest yardage total of Peterson's career, with a long of 5 yards.

►**Vs. Detroit (Sept. 25):** Started and played 30 snaps, leaving the game for a stretch after a cut on his face opened up again...Registered five tackles (all solo) and helped limit the Lions to just 50 yards rushing on 23 carries (2.2 avg.)...Added a tackle on special teams.

►**Vs. N.Y. Giants (Oct. 9):** Started and played 15 snaps, missing some action due to the cut on his face opening up again...Registered three tackles (two solo).

►**Vs. Dallas (Oct. 16):** Registered six tackles (three solo) in 46 snaps of action.

►**Vs. Chicago (Oct. 20):** Started and played 35 of 48 snaps, recording four tackles (two solo) and the first interception of his career...Late in the fourth quarter, dropped into coverage and intercepted a QB Matt Barkley pass intended for TE Zach Miller that was deflected by S Morgan Burnett, making the pick at the Chicago 42 and returning it 4 yards.

►**At Atlanta (Oct. 30):** Started and played 41 snaps, posting five tackles (four solo) and a pass defended...Got his left hand to break up QB Matt Ryan's short pass over the middle intended for TE Levine Toilolo early in the third quarter...Added a tackle on special teams.

►**Vs. Indianapolis (Nov. 6):** Started and played 55 snaps, recording six tackles (five solo), a pass defended, a QB pressure and a QB hit...Added a tackle on special teams.

►**At Tennessee (Nov. 13):** Started and appeared on 44 defensive plays, leading the team with a career-high 10 tackles (nine solo) while adding a QB pressure and a QB hit.

►**At Washington (Nov. 20):** Started and played 45 snaps, finishing with four tackles (three solo), including one for a loss, and a pass defended...Midway through the first quarter, put a hit on TE Jordan Reed near the sideline to break up a pass from QB Kirk Cousins...In the fourth quarter, fought off a block from G Shawn Lauvao to get into the backfield and bring down RB Robert Kelley for a 4-yard loss...Left the game late in the fourth quarter due to a knee injury.

►**At Philadelphia (Nov. 28):** Inactive (knee).

52 Clay Matthews, LB, 8th Year, Southern California

• Ranks No. 2 in franchise history with 71.5 career sacks, trailing only DE Kabeer Gbaja-Biamila (74.5).

• Has earned six Pro Bowl selections in his seven-year career, two more than any Packers linebacker and tied with DE Reggie White for the second-most selections by a defensive player in team history, trailing only S Willie Wood (eight).

• Became the first player in franchise history to earn Pro Bowl recognition in each of his first four seasons in the league (2009-12).

• Is tied for No. 1 in franchise history (since 1982) with four 10-sack seasons (White and Gbaja-Biamila).

2016 SEASON: Has started all seven games he has played in (five at OLB, two at ILB) and ranks No. 3 on the team with four sacks...Has registered 20 tackles (17 solo), five tackles for a loss, 11 QB hits (No. 3 on the team) and six pressures...Was sidelined for four games (Weeks 3, 8-10) due to injury.

►**At Jacksonville (Sept. 11):** Started at LOLB and played 53 snaps, finishing with four tackles (three solo), a sack, a QB pressure and a QB hit...Came from the right side to beat LT Kelvin Beachum for a 10-yard sack of QB Blake Bortles on third-and-2 midway through the first quarter...The sack gave him 68.5 for his career as he moved into a tie with White for No. 2 on the all-time franchise list (since 1982)...Added a tackle for a loss later in the first quarter, powering his way into the backfield to bring down RB T.J. Yeldon for a 7-yard loss.

►**At Minnesota (Sept. 18):** Started at ROLB and played 38 snaps, finishing with three tackles (all solo) a sack, three QB pressures and two QB hits...On a third-and-2 early in the third quarter, fought off a block from T Matt Kalil to sack QB Sam Bradford for a 7-yard loss and force a Minnesota punt.

►**Vs. Detroit (Sept. 25):** Inactive (ankle/hamstring), snapping a streak of 34 straight games played in the regular season.

►**Vs. N.Y. Giants (Oct. 9):** Returned to action, starting at ROLB and posting three tackles (all solo), a sack, a pressure and three QB hits...Early in the third quarter, fought off a block from LT Ereck Flowers to bring down QB Eli Manning for a 3-yard sack, the first time Matthews has started a season with a sack in each of his first three games played.

►**Vs. Dallas (Oct. 16):** Started the game as the lone ILB and played 45 snaps on the afternoon, finishing with two tackles (one solo).

►**Vs. Chicago (Oct. 20):** Started at ROLB and played 27 snaps, recording four tackles (three solo), a team-high three QB hits and a pressure.

►**At Atlanta (Oct. 30):** Inactive (hamstring).

►**Vs. Indianapolis (Nov. 6):** Inactive (hamstring).

►**At Tennessee (Nov. 13):** Inactive (hamstring).

►**At Washington (Nov. 20):** Started at ROLB and appeared on 56 plays, finishing with a QB hit.

►**At Philadelphia (Nov. 28):** With injuries to starters Jake Ryan and Blake Martinez, started at ILB and played 44 snaps, finishing with four tackles (all solo), a sack and a QB hit...Beat G Isaac Seumalo to get to QB Carson Wentz for a 10-yard sack in the fourth quarter as Wentz attempted to gather himself to throw after picking up a fumbled snap...Left the game briefly in the first half due to a shoulder injury.

32 Christine Michael, RB, 4th Year, Texas A&M

• Has played in 31 games with nine starts during his NFL career and has rushed for 966 yards and six TDs on 223 carries (4.3 avg.).

• Was drafted by the Seahawks in the second round (No. 62 pick) of the 2013 NFL Draft and played for Seattle from 2013-16, also appearing in five games for the Dallas Cowboys in 2015.

2016 SEASON: Has played in one game for the Packers, carrying the ball once for 4 yards...Was inactive for Green Bay in Week 11...Was claimed off waivers from Seattle on Nov. 15...Played in nine games with seven starts this season with the Seahawks, rushing for 469 yards and six TDs on 117 carries (4.0 avg.)...Also had 20 receptions for 96 yards (4.8 avg.) and one TD with Seattle.

►**At Washington (Nov. 20):** Inactive (healthy scratch).

►**At Philadelphia (Nov. 28):** Saw his first action in a Green Bay uniform, posting one carry for 4 yards in the third quarter.

88 Ty Montgomery, WR, 2nd Year, Stanford

• Played in six games with three starts as a rookie in 2015 before an ankle injury that he sustained in Week 6 vs. San Diego would sideline him for the remainder of the season.

• Caught 15 passes for 136 yards (9.1 avg.) and two TDs and posted a 31.1-yard average on seven kickoff returns last season.

• Finished his career at Stanford as the school's all-time leader in kickoff return yards with 2,493, besting Chris Owusu's mark of 2,132 yards from 2008-11.

2016 SEASON: Has played in 10 games with two starts (at RB), seeing time on offense and special teams...Has 30 catches for 252 yards (8.4 avg.), 29 carries for 147 yards (5.2 avg.) and has 10 nine kickoffs for 213 yards (21.3 avg.)...Is one of only two players in the NFL this season with 25-plus rushing attempts, 30-plus receptions and 10-plus kickoff returns (Redskins RB Chris Thompson)...Has posted a tackle on special teams.

►**At Jacksonville (Sept. 11):** Played 11 snaps on offense and 14 on special teams, returning one kickoff for 14 yards.

►**At Minnesota (Sept. 18):** Midway through the first quarter, partially blocked Jeff Locke's punt as the ball traveled just 3 yards to the Green Bay 46, giving the Packers their best field position of the evening to help set up their first score of the game (1-yard TD pass from QB Aaron Rodgers to WR Jordy Nelson)...Had one kickoff return for 21 yards.

►**Vs. Detroit (Sept. 25):** Had a 24-yard kickoff return and provided the offense with good field position because of his decision on another return late in the first quarter...With P Sam Martin's kickoff bouncing near the sideline inside the 5-yard line, got his feet out of bounds and extended his body to fall on the ball at the 3-yard line, giving the Packers possession at the 40-yard line since the ball is considered out of bounds according to their rule book...Added a tackle on special teams.

►**Vs. N.Y. Giants (Oct. 9):** Had one kickoff return for 24 yards.

►**Vs. Dallas (Oct. 16):** Played 35 snaps on offense and registered a career-high 10 catches for a career-best 98 yards (9.8 avg.), with six of the catches going for first downs...His catch total was the best by a Packer on the season...Also had 6 rushing yards on three carries (2.0 avg.) and two kickoff returns for 64 yards (32.0 avg.), highlighted by a season-long 40-yard return in the fourth quarter

►**Vs. Chicago (Oct. 20):** With injuries to RBs Eddie Lacy (ankle/injured reserve) and James Starks (knee), made his first pro start at RB, finishing with 10 catches for 66 yards (6.6 avg.) and a career-high 60 yards rushing on nine carries (6.7 avg.)...Became just the third player in team history to register back-to-back games with 10-plus catches in a single season, joining WRs Sterling Sharpe (1993) and Don Hutson (1942)...Became the first Packer to register 60-plus rushing yards and 60-plus receiving yards since RB Ahman Green at Detroit on Sept. 24, 2006...Had a career-long 30-yard run up the middle on the first play of Green Bay's second drive of the second half, helping to kick-start a 13-play, 85-yard TD drive, one of three straight TD drives for the Packers.

►**At Atlanta (Oct. 30):** Inactive (illness).

►**Vs. Indianapolis (Nov. 6):** Started at RB and led the team with 53 rushing yards on seven carries (7.6 avg.), including a 24-yard run on Green Bay's opening offensive play...Took the carry off left end and made CB Darius Butler miss at the second level with a cut to the inside as he

picked up extra yardage to the Indianapolis 45...Added three catches for 38 yards (12.7 avg.).

► **At Tennessee (Nov. 13):** Rushed for 9 yards on three carries (3.0 avg.) and caught two passes for 11 yards (5.5 avg.) in 22 snaps of action.

► **At Washington (Nov. 20):** Played 29 snaps and posted four carries for 17 yards (4.3 avg.), three catches for 27 yards (9.0 avg.) and two kick-off returns for 25 yards (12.5 avg.).

► **At Philadelphia (Nov. 28):** Played 16 snaps on offense, catching two passes for 12 yards (6.0 avg.) with one carry for 2 yards...Also had an 18-yard kickoff return.

68 Kyle Murphy, T, Rookie, Stanford

• Played in 54 games with 34 starts in four years at Stanford. Named third-team All-America by *Phil Steele's College Football* as a senior after serving as a team captain and starting all 14 games at left tackle.

• Started all 13 games at right tackle as a junior and was selected second-team All-Pacific-12 by *Phil Steele's College Football*.

• Played in 14 games with two starts in 2012, joining G Joshua Garnett as the first true freshmen offensive linemen to start at Stanford since 2000.

2016 SEASON: Has played in two games, dressed but did not play in another and has been inactive for the other eight contests (healthy scratch).

► **At Atlanta (Oct. 30):** Was on the 46-man gameday roster for the first time in his career, but did not see any action.

► **At Washington (Nov. 20):** Made his NFL debut when he took over at RG for the final series of the game, seeing four snaps of action.

► **At Philadelphia (Nov. 28):** Played one snap on offense, coming in as an extra lineman for a play late in the fourth quarter.

87 Jordy Nelson, WR, 9th Year, Kansas State

• One of just two players in franchise history (WR Sterling Sharpe, 1989 and 1992) to register two seasons with 85-plus receptions and 1,300-plus receiving yards, having done it in 2011 and 2014.

• Eclipsed the 1,000-yard receiving mark three times over a four-year span (2011, 2013-14).

• Ranks No. 5 in franchise history in receptions (461), No. 6 in receiving yards (6,853) and No. 4 in TD receptions (58).

• Set a single-season franchise record with 1,519 receiving yards in 2014, topping WR Robert Brooks' mark of 1,497 yards in 1995, on the way to being selected to his first career Pro Bowl and earning second-team All-Pro honors from *The Associated Press*.

• Is tied for No. 4 in the NFL for the most TD catches since 2011 with 52 despite missing the entire 2015 season due to injury.

2016 SEASON: Has started all 11 games and leads the team with 61 receptions for 754 yards (12.4 avg.) and nine TDs...Ranks No. 3 in the league in TD catches...Has posted a TD catch in eight games this season, the most in the NFL...Ranks No. 1 in the league with 13 red-zone receptions and leads the NFL in red-zone TDs with eight, two more than any other player in the league.

► **At Jacksonville (Sept. 11):** After missing the entire 2015 season due to a knee injury, returned to the starting lineup and played 54 snaps, tying for the team lead with six catches for 32 yards (5.3 avg.) and a TD...The TD catch was the 50th of his career and came with just over three minutes remaining in the first half to give the Packers a 14-10 lead as he found an opening in the middle of the end zone.

► **At Minnesota (Sept. 18):** Started and played 68 of 71 snaps, pacing the team with 73 yards receiving and a TD on five catches (14.6 avg.)... Caught a 1-yard TD pass from QB Aaron Rodgers in the first quarter, moving him into sole possession of the No. 6 spot in team history with 51 TD catches...It marked the third time in his career that he had caught at least one TD pass in both of the first two games (also 2011 and 2013)... Made a leaping 39-yard catch down to the Minnesota 4 early in the fourth quarter over CB Trae Waynes that helped set up Rodgers' 10-yard TD run three plays later...Also had a 21-yard grab in the second quarter, hauling in a quick pass over Waynes before taking it down the sideline to the Minnesota 48.

► **Vs. Detroit (Sept. 25):** Started and played 49 of 54 snaps, leading the team with six catches for 101 yards (16.8 avg.) and two TDs, with all

of his receptions coming in the first half...It marked the third time in his career that he had posted 100-plus receiving yards in a first half (Weeks 10-11 in 2014)...Joined WR James Jones as the only Packers over the past 15 seasons (2002-16) to register at least one TD grab in each of the first three games of the season...On his first TD, an 8-yard grab late in the first quarter, came out of the slot and went to the middle of the end zone before moving to his right to find an opening for a scrambling Rodgers to get him the ball...Helped set up the score with a 49-yard catch, the longest reception by a Packer in the first three games, as he beat LB Thurston Armbrister over the middle to make a leaping grab in stride before taking it down the sideline to the Detroit 11...Late in the first half, beat CB Darius Slay down the right sideline to catch a perfectly thrown ball from Rodgers over his shoulder for the 17-yard score...His two TD catches gave him 53 for his career, moving him into a tie with WR Greg Jennings for the No. 5 spot in franchise history.

► **Vs. N.Y. Giants (Oct. 9):** Started and played 72 of 80 snaps, finishing with four receptions for 38 yards (9.5 avg.) and a TD with all four catches going for first downs...On Green Bay's opening drive, freed himself from the coverage of CB Eli Apple in the end zone to make a diving grab for a 2-yard TD, making him the first Packer to catch a TD pass in each of the team's first four games since WR Bill Schroeder in 2001.

► **Vs. Dallas (Oct. 16):** Started and played 64 of 70 snaps...Caught five passes for 68 yards (13.6 avg.), including a 25-yard reception midway through the fourth quarter to help set up a 6-yard TD pass from Rodgers to WR Randall Cobb two plays later...Beat CB Anthony Brown down the sideline on the play to make a leaping grab down to the Dallas 11.

► **Vs. Chicago (Oct. 20):** Started and played 83 of 87 snaps, finishing with one catch for 9 yards...Drew a 44-yard pass-interference penalty on S Adrian Amos on a deep ball down the middle of the field to the Chicago 20.

► **At Atlanta (Oct. 30):** Led the team with 94 yards receiving and a TD on four catches (23.5 avg.), highlighted by his season-long 58-yard reception in the first quarter...Came from the slot and got past S Keanu Neal to catch a perfectly placed ball from Rodgers near the Atlanta 30 before taking it down the sideline to the 7-yard line...Two plays later, found an opening between LB De'Vondre Campbell and CB Brian Poole to catch a 5-yard TD pass over the middle.

► **Vs. Indianapolis (Nov. 6):** Led the team with seven receptions for a team-high 94 yards (13.4 avg.) and a TD...On the final play of the first quarter, made a leaping grab in the end zone to take the ball away from CB Darius Butler for a 26-yard TD on what was a free play with the Colts jumping offside...Five of his receptions went for first downs, a season high.

► **At Tennessee (Nov. 13):** Led the offense with a career-high 12 receptions for 126 yards (10.5 avg.) and a TD, the franchise-record sixth 10-catch game by a Packer on the season...Early in the second quarter, posted a 1-yard TD catch, Green Bay's first score of the day...Was matched up with CB Jason McCourty and made a sliding grab on the end zone on a slant.

► **At Washington (Nov. 20):** Caught three passes for 28 yards (9.3 avg.), highlighted by his 13-yard TD catch in the second quarter...On third-and-goal, was split out wide against CB Josh Norman and got past him to find an opening in the back of the end zone, where a scrambling Rodgers found him for the score...The TD grab was the 58th of his career as he moved past WR Antonio Freeman for sole possession of the No. 4 spot in team history for career TD catches.

► **At Philadelphia (Nov. 28):** Started and played 64 of 71 snaps, pacing the team with eight receptions for 91 yards (11.4 avg.), with five of the catches going for first downs...Had two key catches on Green Bay's game-clinching 17-play drive in the fourth quarter, the first a 22-yard pickup on third-and-12 when he found an opening in the defense in the middle of the field...Later in the drive, with the Packers facing a fourth-and-5, posted a 21-yard grab near the sideline in front of S Rodney McLeod.

64 Mike Pennel, DT, 3rd Year, Colorado State-Pueblo

• Played in all 16 games with five starts in 2015 and posted 35 tackles (22 solo), a sack, a forced fumble, three QB hits and four pressures.

• Made the team as a rookie free agent and played in 13 games in 2014. One of two undrafted rookie free agents to be on the Packers' 53-man roster for Week 1 (LB Jayrone Elliott).

2016 SEASON: Has played in seven games and has registered six tackles (one solo), a tackle for a loss, a QB hit and a pass defended...Was on reserve/suspended for the first four games of the season.

►**Vs. Dallas (Oct. 16):** Played 13 snaps on defense in his season debut, recording two tackles (one solo), including a tackle for a loss when he stopped RB Ezekiel Elliott for a 3-yard loss on a fourth-quarter run.

►**Vs. Chicago (Oct. 20):** Appeared on 11 plays on defense, recording two tackles (both assisted) and a pass defended...Batted down a QB Matt Barkley pass intended for WR Alshon Jeffery over the middle early in the fourth quarter.

►**At Atlanta (Oct. 30):** Played 13 snaps on defense and posted an assisted tackle.

►**Vs. Indianapolis (Nov. 6):** Appeared on 17 defensive plays and recorded a QB hit.

►**At Tennessee (Nov. 13):** Played 19 snaps and registered an assisted tackle.

►**At Washington (Nov. 20):** Appeared on 11 plays on defense.

►**At Philadelphia (Nov. 28):** Played 11 snaps on defense.

56 Julius Peppers, LB, 15th Year, North Carolina

• Has been selected to the Pro Bowl nine times during his career, including last season (2004-06, 2008-12, 2015), and has been named first-team All-Pro by *The Associated Press* three times (2004, 2006, 2010). Was named to the NFL's All-Decade Team for the 2000s.

• Has played in 229 games with 222 starts as a pro, appearing in all 16 contests in 12 of his first 14 seasons in the NFL. Has missed just two games due to injury during his career.

• Is the only player in NFL history with 100-plus sacks (141.5) and 10-plus interceptions (11).

• Since entering the NFL in 2002, ranks No. 1 in the league in sacks (141.5) and No. 3 in forced fumbles (46). His career sack total is tied for No. 5 in NFL history (since 1982).

2016 SEASON: Has played in all 11 games with six starts and ranks No. 2 on the team with 5.5 sacks...Has posted 15 tackles (12 solo), seven tackles for a loss (No. 3 on the team), a forced fumble, seven QB hits and 10 pressures (No. 2 on the team).

►**At Jacksonville (Sept. 11):** Played 29 snaps and posted an assisted tackle.

►**At Minnesota (Sept. 18):** Led the team with 1.5 sacks, moving into a tie for No. 7 in NFL history with Dent and Randle (137.5 sacks)...Midway through the second quarter, fought off a block from T Andre Smith to bring down QB Sam Bradford for a 7-yard sack and force a three-and-out... Shared a 9-yard sack with LB Nick Perry on a third-and-11 in the fourth quarter, knocking back Smith on his way to the 9-yard sack of Bradford.

►**Vs. Detroit (Sept. 25):** Started at LOLB with LB Clay Matthews sidelined (ankle/hamstring) and appeared on 32 plays...Posted two tackles (one solo) and a QB pressure.

►**Vs. N.Y. Giants (Oct. 9):** Appeared on 23 defensive plays and recorded a solo tackle, a pressure and a pass defended...Walked back G John Jerry late in the third quarter and batted down a QB Eli Manning pass.

►**Vs. Dallas (Oct. 16):** Started at LOLB and played 32 snaps, recording a turnover play late in the first quarter with a strip-sack of QB Dak Prescott...Beat RT Doug Free on the play to get to Prescott, hitting his arm to force the fumble that was caught in the air by LB Joe Thomas at the Green Bay 24 and returned 6 yards...Finished with two tackles (one solo) and two QB pressures.

►**Vs. Chicago (Oct. 20):** Played 18 snaps and registered two QB hits and a pass defended...Got a piece of QB Brian Hoyer's pass intended for WR Alshon Jeffery in the first quarter.

►**At Atlanta (Oct. 30):** Started at LOLB with Matthews sidelined (hamstring) and appeared on 46 snaps...Fought off a block from G Chris Chester and sacked QB Matt Ryan as he stepped up in the pocket, bringing him down for a 2-yard loss on third down to force an Atlanta punt...The sack brought his career sack total to 139.5 as he moved into a tie with DE Jason Taylor for the No. 6 spot in NFL history.

►**Vs. Indianapolis (Nov. 6):** Started for the second straight week, opening at ROLB with Matthews sidelined again...Played 50 snaps and posted two tackles (both solo), three QB pressures and one QB hit.

►**At Tennessee (Nov. 13):** Started at ROLB in place of Matthews (hamstring), appearing on 19 defensive plays and posting a QB pressure.

►**At Washington (Nov. 20):** Played 28 snaps and registered two tackles, with both going for a loss...Early in the third quarter, blew by T Morgan Moses on third down to get to QB Kirk Cousins for a 4-yard sack to force the Redskins to settle for a FG...The sack gave him 140.5 for his career as he moved past Taylor for sole possession of the No. 6 spot in NFL history...Midway through the second quarter, made a leaping deflection of a Cousins screen pass intended for RB Chris Thompson on third down to force a Washington punt.

►**At Philadelphia (Nov. 28):** Started at LOLB and played 43 snaps, recording two tackles (both solo), a sack and two QB hits...Late in the fourth quarter, blew past T Allen Barbre to bring down QB Carson Wentz for an 8-yard sack, giving him 141.5 sacks for his career as he moved into a tie with DE Michael Strahan for No. 5 in NFL history...In the second quarter, tossed aside G Stefan Wisniewski to deliver a hit on Wentz and force an incomplete pass that was intended for RB Darren Sproles.

53 Nick Perry, LB, 5th Year, Southern California

• Tied the franchise record for sacks in a single postseason (LB Clay Matthews, 2010) with 3½ in the 2015 playoffs. His six career postseason sacks rank No. 3 in franchise history behind Matthews (10) and Reggie White (eight), and are the most in team history (since 1982) by a player in his first five games with Green Bay.

• Has posted at least one sack in four of his five career playoff games.

• Has registered a two-sack game each of the last four seasons (2013-2016), the only player on the Packers to do so over that span.

2016 SEASON: Has started all 11 games and leads the team with a career-high eight sacks (tied for No. 10 in the NFL)...Ranks No. 5 on the defense with 52 tackles (35 solo) and leads the team in tackles for a loss (12), QB pressures (16) and QB hits (14)...Also has an interception and three passes defended...Part of a run defense that ranks No. 7 in the league in rushing yards allowed per game (90.2) and yards allowed per carry (3.77 avg.) and tied for No. 3 in runs of 10-plus yards allowed (22).

►**At Jacksonville (Sept. 11):** Started at ROLB and played 52 snaps, finishing with three tackles (all solo), a sack, a team-high four QB pressures and a team-leading four QB hits...With the Packers leading 27-20 in the fourth quarter, brought down QB Blake Bortles for a 2-yard sack on third-and-11 with just over six minutes remaining to force the Jaguars to settle for a 50-yard FG from K Jason Myers...Dating back to the 2015 postseason, has posted 4½ sacks in the last three games...Added a tackle for a loss early in the fourth quarter, stopping RB T.J. Yeldon for a 2-yard loss on a run up the middle.

►**At Minnesota (Sept. 18):** Started at LOLB and appeared on 49 of 58 plays, recording five tackles (one solo), a half-sack, three pressures and two QB hits...Shared a 9-yard sack with LB Julius Peppers on a third-and-11 in the fourth quarter, knocking back T Matt Kalil on his way to the 9-yard sack of QB Sam Bradford.

►**Vs. Detroit (Sept. 25):** Started at ROLB and matched his career high with two sacks, the fourth straight season that he has posted a two-sack game (only Green Bay player to do so since 2013)...Both of his sacks came in the fourth quarter, the first on a third-and-6 at the Green Bay 24 when he beat LT Taylor Decker to bring down QB Matthew Stafford for an 8-yard loss as the Lions were forced to settle for a FG...Chased down Stafford on the next series for a zero-yard sack on a third-and-19 to force a Detroit punt...Brought down RB Theo Riddick for a 6-yard loss on a first-quarter run...Two plays later, tackled Riddick again for a 3-yard loss on another run...Late in the first quarter, batted down a QB Matthew Stafford pass near the line of scrimmage...Finished with nine tackles (eight solo), matching his career high set vs. San Francisco (Sept. 9, 2012), and added a QB hit and a pressure.

►**Vs. N.Y. Giants (Oct. 9):** Started at LOLB and registered a sack, marking his fourth straight game with at least a half-sack, the first time in his career that he had accomplished that feat...Midway through the third quarter, blew by LT Ereck Flowers and drilled QB Eli Manning for a 6-yard loss...Finished with four tackles (three solo), three pressures and three QB hits.

►**Vs. Dallas (Oct. 16):** Started at ROLB and played 49 snaps, recording

five tackles (four solo).

►**Vs. Chicago (Oct. 20):** Started at LOLB and played 35 snaps, finishing with six tackles (five solo), a sack, two pressures and the first interception of his career...Midway through the third quarter, chased down QB Matt Barkley and tripped him up for a 10-yard sack...On Chicago's final offensive play, made an over-the-shoulder interception of a Barkley pass that was affected by a hit from DE/LB Datone Jones...Became the first Green Bay LB to register a sack and an interception in the same game since LB Clay Matthews did so at the N.Y. Giants on Dec. 4, 2011.

►**At Atlanta (Oct. 30):** Started at ROLB and played 50 snaps, finishing with three tackles (one solo) and a pass defended...Deflected a QB Matt Ryan pass at the line on Atlanta's opening drive.

►**Vs. Indianapolis (Nov. 6):** Started at LOLB and played 50 snaps, finishing with three tackles (all assisted), a half-sack and three QB pressures...Fought off a block from T Anthony Castonzo to register a shared sack of QB Andrew Luck with S Ha Ha Clinton-Dix for a 6-yard loss on a third down in the second quarter.

►**At Tennessee (Nov. 13):** Started at LOLB and played 39 snaps, posting five tackles (four solo) and a team-high two QB hits.

►**At Washington (Nov. 20):** Started at LOLB and appeared on 54 plays, finishing with six tackles (four solo), a sack and a QB hit...On the Redskins' opening drive, fought off a block from T Morgan Moses to bring down QB Kirk Cousins for an 8-yard sack on third down to force a Washington punt.

►**At Philadelphia (Nov. 28):** Started at ROLB and played 53 snaps, recording three tackles (two solo), a sack, a QB hit and a pass defended...Midway through the third quarter, got a hand up to deflect QB Carson Wentz's pass intended for WR Dorial Green-Beckham on third down, forcing the Eagles to settle for a FG...Late in the fourth quarter, shed a block from T Jason Peters to get to QB Carson Wentz for an 11-yard sack.

23 Damarious Randall, CB, 2nd Year, Arizona State

• Played in 15 games with nine starts (six at LCB, two at RCB, one in the slot) in 2015 and tied for the team lead and No. 2 among NFL rookies with three interceptions, including one he returned for a TD. Finished with a team-best 16 passes defended.

• Named the NFL's Defensive Rookie of the Month for November 2015, joining CB Casey Hayward (October 2012) as the only Green Bay defensive backs to win the award.

• Earned first-team All-Pacific-12 honors at safety as a senior in 2014 after he led the Sun Devils in tackles (106) and passes defended (12) and tied for the team lead with three interceptions.

2016 SEASON: Has started all five games he has played in at LCB and has recorded 21 tackles (19 solo), an interception and four passes defended...Has added two tackles on special teams...Has been sidelined for six games (Weeks 5 and 7-11) due to a groin injury.

►**At Jacksonville (Sept. 11):** Started at LCB and posted eight tackles (six solo) and two passes defended (tied for the team lead)...Made the initial hit of WR Allen Hurns on fourth-and-1 with 23 seconds remaining as a group of Packers brought Hurns down for a 1-yard loss to secure the 27-23 victory for Green Bay...Added a tackle on special teams, running down RB Corey Grant at the Jacksonville 31 on a kickoff return early in the fourth quarter that could have gone for a bigger gain.

►**At Minnesota (Sept. 18):** Started at LCB and played all 58 snaps, joining S Ha Ha Clinton-Dix as the only Green Bay defensive players to do so...Posted five tackles on defense (three solo) and added a stop on special teams, wrapping up WR Cordarrelle Patterson at the Minnesota 44 on a fourth-quarter kickoff return.

►**Vs. Detroit (Sept. 25):** Started at LCB and played 57 of 68 snaps, missing some time due to illness...Early in the second quarter, perfectly timed it to get his hands in as TE Eric Ebron was attempting to make a catch at the Green Bay 31, ripping the ball out from Ebron and returning the interception 44 yards to the Detroit 25, a career-long INT return...Added two tackles (both solo).

►**Vs. N.Y. Giants (Oct. 9):** Inactive (groin).

►**Vs. Dallas (Oct. 16):** Started at LCB and played 18 snaps, but reinjured his groin making a tackle of WR Terrance Williams early in the second quarter and did not return...Posted two tackles (both solo).

►**Vs. Chicago (Oct. 20):** Inactive (groin).

►**At Atlanta (Oct. 30):** Inactive (groin).

►**Vs. Indianapolis (Nov. 6):** Inactive (groin).

►**At Tennessee (Nov. 13):** Inactive (groin).

►**At Washington (Nov. 20):** Inactive (groin).

►**At Philadelphia (Nov. 28):** Returned to action, starting at LCB and playing 57 of 59 snaps...Was tied for the team lead with seven tackles (all solo) and added a pass defended...Broke up a pass from QB Carson Wentz over the middle intended for WR Bryce Treggs on a third down in the fourth quarter, forcing the Eagles to punt.

99 Christian Ringo, DT, 1st Year, Louisiana-Lafayette

• Originally drafted by the Packers as their second selection in the sixth round (210th overall) of the 2015 NFL Draft. Was on Green Bay's practice squad for the entire 2015 season.

• Started all 13 games as a senior in 2014, anchoring a defensive line that helped the Ragin' Cajuns lead the Sun Belt in rushing defense while ranking third in sacks.

• Was named the state's Defensive Player of the Year by the Louisiana Sports Writers Association after ranking seventh in the nation in tackles for loss (20) and 12th in the country in sacks (11½). His 11½ sacks tied the school single-season record and he also finished tied for No. 1 in school history with 21.0 career sacks.

2016 SEASON: Has played in five games and has posted four tackles (one solo)...Has been inactive for the other six contests (Weeks 5-6 and 9-12, healthy scratch).

►**At Jacksonville (Sept. 11):** Played 12 snaps on defense in his NFL debut and posted a solo tackle, stopping RB T.J. Yeldon for a 1-yard loss on a run up the middle in the second quarter.

►**At Minnesota (Sept. 18):** Appeared on six plays on defense.

►**Vs. Detroit (Sept. 25):** Saw his most significant action on defense to date with DT Letroy Guion (knee) sidelined, appearing on 24 snaps and posting a career-high three tackles (all assists)...Helped limit the Lions to just 50 yards rushing on 23 carries (2.2 avg.) with a long run of 9 yards.

►**Vs. Chicago (Oct. 20):** Played nine snaps on defense.

►**At Atlanta (Oct. 30):** Appeared on four plays on defense.

22 Aaron Ripkowski, FB, 2nd Year, Oklahoma

• Played in 15 games as a rookie last season, seeing action primarily on special teams, and posted nine tackles (tied for No. 4 on the team).

• Was tied with CB Damarious Randall (15) for the most games played by a Green Bay rookie in 2015.

• Began his career at Oklahoma as a walk-on and went on to play in 47 games with 17 starts in four seasons.

2016 SEASON: Has played in all 11 games with three starts, seeing time on offense and special teams...Has 19 carries for 73 yards (3.8 avg.) and a TD and six catches for 27 yards (4.5 avg.)...Has one tackle on special teams.

►**At Jacksonville (Sept. 11):** Played 18 snaps on special teams, tied for the team lead, and eight snaps on offense.

►**At Minnesota (Sept. 18):** Appeared on 19 plays on special teams and two on offense.

►**Vs. Detroit (Sept. 25):** Started his first career game and seemed to be in position for the most significant offensive action of his career, but was limited to just 11 snaps before departing in the second quarter due to a back injury...Was the lead blocker on RB Eddie Lacy's game-long 25-yard run in the second quarter, sealing LB Kyle Van Noy to create a running lane up the middle.

►**Vs. N.Y. Giants (Oct. 9):** Saw the most significant action of his career to that point, appearing on 25 plays and posting a career-high 17 yards rushing on two carries (8.5 avg.)...Had a career-best 13-yard run midway through the fourth quarter as he dragged a host of defenders on a run up the middle to the New York 10, helping to set up a 25-yard Mason Crosby FG that put Green Bay up, 23-9...Helped clear the way for Lacy's 81 yards rushing on just 11 carries (7.4 avg.), part of a 147-yard rushing effort by the offense, a season high.

►**Vs. Dallas (Oct. 16):** Started and played 18 snaps on offense, carrying the ball once for no gain while adding a 2-yard catch...Also appeared on 14 plays on special teams.

►**Vs. Chicago (Oct. 20):** Played 22 snaps on offense and had three carries for 8 yards (2.7 avg.)...Also had an 8-yard reception.

►**At Atlanta (Oct. 30):** Appeared on a career-high 32 snaps and registered a career-best six carries for a career-high 34 yards (5.7 avg.)...Had a 12-yard carry early in the third quarter, taking the handoff up the middle and charging forward against a group of tacklers at the end of the run for extra yardage.

►**Vs. Indianapolis (Nov. 6):** Rushed for 4 yards on two carries (2.0 avg.) and had a 3-yard reception.

►**At Tennessee (Nov. 13):** Played 20 snaps on special teams.

►**At Washington (Nov. 20):** Had two carries for 9 yards (4.5 avg.) in 14 snaps of action on offense...With the Packers backed up at their own 2-yard line on the first possession of the second half, had a 7-yard run up the middle to give the offense some room...Also played 18 snaps on special teams and registered a tackle.

►**At Philadelphia (Nov. 28):** Started and played 25 snaps, carrying the ball three times for 1 yard and a TD and catching a career-high two passes for 15 yards (7.5 avg.)...Scored the first TD of his career when he scored on a 1-yard run up the middle early in the fourth quarter that put the Packers ahead, 24-13.

12 Aaron Rodgers, QB, 12th Year, California

- Ranks No. 1 in NFL history (min. 1,500 attempts) in career passer rating (103.5), interception percentage (1.60) and TD/INT ratio (3.94, 284/72).

- Has posted five seasons (2009, 2011-12, 2014-15) with 500-plus passing attempts and eight or fewer INTs, the most in NFL history ahead of Patriots QB Tom Brady (three seasons) and five QBs (one season each).

- Was named the league's Most Valuable Player by *The Associated Press* in 2014 for the second time in his career (2011), becoming the eighth player in league history to win the honor multiple times.

- Is the only quarterback in league history to record a 100-plus passer rating in six consecutive seasons (2009-14), with no other QB doing so in more than four straight years.

- Is one of only eight quarterbacks in NFL annals with 30,000-plus passing yards and 2,000-plus rushing yards.

- In 130 career regular-season starts (85-45 record), has posted 47 games with 300-plus passing yards, 75 without an interception (min. 15 attempts) and 71 with a 100-plus passer rating.

- Has been selected to the Pro Bowl in five of the last seven seasons (2009, 2011-12, 2014-15).

2016 SEASON: Has completed 289 of 449 passes (63.2 percent) for 3,074 yards and 27 TDs with seven INTs for a 97.8 passer rating...Ranks No. 2 in the league in TD passes and No. 6 in TD percentage (6.0)...Ranks No. 6 in the NFL in passing yards...Has posted four games with three-plus passing TDs and no INTs, tied with Brady and Steelers QB Ben Roethlisberger for the league lead...Has 22 TD passes in the red zone, No. 2 in the NFL behind only Saints QB Drew Brees (23)...Ranks No. 4 in the NFL with 159 passing first downs...Ranks No. 7 in the NFL with a third-down passer rating of 103.6, completing 73 of 115 passes for 961 yards and 11 TDs...Has rushed for 285 yards and three TDs on 46 carries (6.2 avg.), ranking No. 5 in the NFL among QBs in rushing yards and yards per carry (min. 30 att.)...Is tied for No. 4 among QBs in rushing TDs, ranks No. 4 in rushing first downs (20) and No. 4 in yards per carry (6.2 avg.)...Is tied for No. 2 among QBs with six games with 25-plus rushing yards, one shy of his career high (seven) set in 2015.

►**At Jacksonville (Sept. 11):** Threw for 199 yards and two TDs on 20-of-34 passing for a 95.1 passer rating...Added a 6-yard rushing TD on Green Bay's opening possession, giving him 11 games with two-plus passing TDs and one-plus rushing TDs since 2008, second most over that span behind only Panthers QB Cam Newton...His TD passes came on back-to-back drives late in the first half...Connected with WR Jordy Nelson for a 6-yard TD pass with just over three minutes remaining in the first half, buying time in the pocket before moving to his right to find Nelson in the middle of the end zone...With CB Jalen Ramsey attempting to pull him down by the back of his jersey, threw a perfectly placed 29-yard TD pass to WR Davante Adams over CB Davon House in the end zone with 13 seconds remaining in the half.

►**At Minnesota (Sept. 18):** Connected on 20 of 36 passes for 213

yards and a TD with one INT (70.7 passer rating)...Rushed for 29 yards on three carries (9.7 avg.), highlighted by a 10-yard TD run up the middle early in the fourth quarter...It marked just the third time in his career (Weeks 9-10, 2009; Weeks 2-3, 2010) that he had posted a rushing TD in back-to-back games.

►**Vs. Detroit (Sept. 25):** Posted a season-high 129.3 passer rating, connecting on 15 of 24 passes for 205 yards and four TDs with no INTs, with all four of the TD passes coming in the first half...It marked just the second time in his career that he had thrown four-plus TD passes in a first half (six vs. Chicago, Nov. 9, 2014)...His 24 passing attempts were the fewest in his career in a game that he threw four-plus TD passes...Threw two TD passes to Nelson, including a perfectly placed 17-yard pass over Nelson's shoulder late in the first half to put Green Bay up, 31-3...With just under 3:30 remaining and the Packers leading 34-27, scrambled to pick up 11 yards on a third-and-8 that helped seal the win...Finished with 22 yards rushing on five carries (4.4 avg.).

►**Vs. N.Y. Giants (Oct. 9):** Threw for 259 yards and two TDs with two INTs on 23-of-45 passing for a 65.0 passer rating...Threw a 2-yard TD pass to Nelson on the opening drive, his 50th to Nelson in the regular season, the second-most prolific combo in franchise history behind only QB Brett Favre and WR Antonio Freeman (57)...On Green Bay's opening drive, had a key 11-yard run to the Giants' 6 on third-and-10, bouncing around the pocket before taking it down the left sideline for the first down that set up his TD pass to Nelson just two plays later...Midway through the second quarter, perfectly placed a ball over the shoulder of Adams down the right sideline with CB Michael Hunter covering him for a 29-yard score.

►**Vs. Dallas (Oct. 16):** Completed a season-high 31 passes on 42 attempts for a season-best 294 yards and a TD with one INT for a 90.8 passer rating...Completed passes to nine different players, a season high.

►**Vs. Chicago (Oct. 20):** Set a single-game franchise record with 39 completions, eclipsing the previous high of 36 by Favre at Chicago on Dec. 5, 1993...Posted a season-high 326 passing yards on 39-of-56 passing with three TDs and no INTs for a 102.2 rating, with all three TD passes coming in the second half...Completed 10-plus passes to three different receivers (Adams, 13; Randall Cobb, 11; Ty Montgomery, 10), becoming just the second QB in NFL history (Patriots QB Drew Bledsoe, Nov. 13, 1994) to accomplish that feat in a regular-season game...Posted a 127.9 passer rating on third down, completing 10 of 13 passes for 69 yards and two TDs.

►**At Atlanta (Oct. 30):** Threw for 246 yards and four TDs with no INTs on 28-of-38 passing for a 125.5 passer rating...It marked his 18th career game with four-plus TD passes as he moved past Johnny Unitas (17) for No. 6 on the all-time list...All four of his TD passes came to different players, with three of the players (WRs Jeff Janis, Trevor Davis and Geronimo Allison) recording the first regular-season TD catches of their career...Connected with Nelson on a season-long 58-yard pass on Green Bay's opening drive, hitting him perfectly in stride as Nelson took it down the sideline to the Atlanta 7...Posted a career-high 60 rushing yards on just six carries (10.0 avg.), including a 23-yard scamper down the sideline at the end of the first half out to the Green Bay 48 to help set up K Mason Crosby's 29-yard FG as time expired...Dating back to 1960, his rushing total was the second-best mark by a Green Bay QB behind only Don Majkowski's 88-yard outing at Detroit on Sept. 30, 1990...Tied his career high with three runs of 10-plus yards (23, 13, 11)...Joined Panthers QB Cam Newton (Dec. 20, 2015, at N.Y. Giants) as the only QBs over the past four seasons (2013-16) to register four-plus passing TDs and 60-plus rushing yards in a game.

►**Vs. Indianapolis (Nov. 6):** Completed 26 of 43 passes for 297 yards and three TDs with one INT for a 94.8 passer rating...It marked his 50th career regular-season game with three-plus TD passes...Was his third straight game with three-plus TD passes, the only NFL quarterback to accomplish that feat in 2016...Drew the Colts offense on the final play of the first quarter on a third down and found Nelson for a 26-yard jump-ball TD in the end zone...Rushed for 43 yards on six carries (7.2 avg.), the first time in his career that he had posted 40-plus rushing yards in back-to-back games...Had a 21-yard run down the right sideline late in the fourth quarter to the Indianapolis 16 that helped set up his TD pass to Cobb, giving him a 20-yard run in back-to-back games for the first time in his career.

► **At Tennessee (Nov. 13):** Threw for a season-high 371 yards and two TDs with two INTs on 31-of-51 passing...Had three completions of 35-plus yards, with all three going to Adams (46, 38, 35)...His 35-yard completion down the left sideline to Adams in the third quarter came on fourth-and-5, tying the third-longest completion of his career on fourth down, and set up his own TD run two plays later...Rushed for 27 yards on three carries (9.0 avg.), highlighted by a 20-yard TD run up the middle, the second-longest TD run of his career...It marked his third straight game with a run of 20-plus yards, the first Green Bay QB to do so since Tobin Rote in 1955.

► **At Washington (Nov. 20):** Connected on 26 of 41 passes for 351 yards and three TDs with no INTs for a 115.0 passer rating, his fourth game this season with three-plus passing TDs and no INTs...It marked just the third time in his career (2009, 2011) that he posted back-to-back 350-yard passing games...Averaged 8.56 yards per attempt, a season high...Posted a season-high five completions of 25-plus yards, connecting with TE Jared Cook (47 and 29), Cobb (47) and Adams (37), and RB James Starks (31-yard TD)...Recorded a 151.4 passer rating on third down, completing 9 of 13 attempts for 195 yards and two TDs...The 195 yards passing on third down was the second-highest output of his career behind only his 217 yards at Pittsburgh on Dec. 20, 2009...Went over the 35,000-yard passing mark for his career, reaching it on his 4,446th attempt, the second fastest in NFL history behind only Unitas (4,388 attempts)...Rushed for 33 yards on three carries (11.0 avg.), including a 17-yard scamper to the Washington 6 late in the second quarter that helped set up a 36-yard Mason Crosby FG.

► **At Philadelphia (Nov. 28):** Completed 30 of 39 passes for 313 yards and two TDs with no INTs for a 116.7 passer rating, his first game this season with 30-plus completions and a completion percentage of 75 percent or higher...Posted 300-plus passing yards for the third straight game, tied for the second-longest single-season streak of his career behind only a four-game streak in 2011...Helped the offense convert 10 of 14 third downs, a 71.4 percentage that is the best in the NFL this season and the second-best mark posted by Green Bay under Head Coach Mike McCarthy (13 of 18, 72.2 percent, at Minnesota, Oct. 27, 2013)...Both of his TD passes went to Adams, with the second one a perfectly placed 20-yarder in a tight window that Adams caught in the back of the end zone with CB Nolan Carroll in tight coverage...Completed 9 of 10 passes on third down for 94 yards (105.8 rating)...Also rushed for 26 yards on six carries (4.3 avg.), with three of the runs picking up first downs.

82 Richard Rodgers, TE, 3rd Year, California

• Had 58 receptions in 2015, becoming just the fourth TE in team history to record 55-plus receptions in a season (Paul Coffman, Jermichael Finley, Jackie Harris).

• Was one of only four TEs in the NFL last season to register 55-plus catches, 500-plus receiving yards and eight or more TD receptions (Rob Gronkowski, Jordan Reed, Gary Barnidge).

• Registered 10 TD catches in 2014-15, tied for the most by a Green Bay TE in his first two seasons since the 1970 AFL-NFL merger (Bubba Franks, 2000-01). His eight TD receptions in '15 were tied for the fifth most in a season by a Packers TE.

• Set a single-game franchise record for tight ends with 146 receiving yards last season at Detroit in Week 13, highlighted by his game-winning 61-yard TD catch on the final play of the game.

2016 SEASON: Has played in all 11 games with five starts and has 23 catches for 203 yards (8.8 avg.) and a TD.

► **At Jacksonville (Sept. 11):** Appeared on 25 plays on offense and made a season-long 22-yard catch in the third quarter to the Jacksonville 8 that helped set up K Mason Crosby's 25-yard FG...Was covered by S Johnathan Cyprien on the play, extending his arms out to make a diving grab near the sideline.

► **At Minnesota (Sept. 18):** Had two receptions for 25 yards (12.5 avg.) in 36 snaps of action.

► **Vs. Detroit (Sept. 25):** Started for the first time on the season and had two catches for 9 yards (4.5 avg.) and a TD...Came across the field to catch a pass from QB Aaron Rodgers, who was moving to his right, for a 2-yard TD as he slid into the end zone.

► **Vs. N.Y. Giants (Oct. 9):** Started and played 73 of 80 snaps, making

a 6-yard catch and helping the Packers rush for a season-high 147 yards on 32 carries (4.6 avg.).

► **Vs. Dallas (Oct. 16):** Appeared on 47 plays and caught two passes for 15 yards (7.5 avg.).

► **Vs. Chicago (Oct. 20):** Started, appearing on 47 snaps and catching a 7-yard pass.

► **At Atlanta (Oct. 30):** Started and played 26 snaps, but did not have any receptions.

► **Vs. Indianapolis (Nov. 6):** Posted a season-high six receptions for a season-best 64 yards (10.7 avg.)...Had a season-high three receiving first downs, which is tied for the second most in a game in his career...Matched his season best with a 22-yard reception in the first quarter on Green Bay's opening drive...Freed himself from S T.J. Green to get open near the sideline, hauling in a pass from Rodgers to the Indianapolis 9 to help set up a Mason Crosby FG.

► **At Tennessee (Nov. 13):** Started and appeared on 65 plays, hauling in four passes for 27 yards (6.8 avg.).

► **At Washington (Nov. 20):** Caught four passes for 28 yards (7.0 avg.), with two of the receptions picking up first downs.

► **At Philadelphia (Nov. 28):** Appeared on 26 plays on offense.

24 Quinten Rollins, CB, 2nd Year, Miami (Ohio)

• Played in 14 games with four starts (two at LCB, two at RCB) in 2015, recording 35 tackles (25 solo), a sack, two interceptions (one for a TD) and nine passes defended in his rookie season.

• Was tied for No. 3 on the team in INTs and tied for No. 4 among NFL rookies.

• Finished second among Packers rookies (Aaron Ripkowski, nine) with seven special teams tackles.

• Recorded two interceptions vs. St. Louis last season in Week 5, becoming the first Green Bay rookie to do so since CB Casey Hayward had two at Houston on Oct. 14, 2012. Returned the first interception 45 yards for a TD, becoming the first Packers rookie to record a pick-six since S Marques Anderson in 2002 (vs. Detroit, Nov. 10).

2016 SEASON: Has played in eight games with six starts (three at LCB, three as the third CB) and has posted 18 tackles (13 solo) and five passes defended...Was inactive for three games (Weeks 6-8) due to a groin injury.

► **At Jacksonville (Sept. 11):** Started as the third CB as the defense opened in the nickel and played 47 snaps...Posted two tackles (one solo) and two passes defended (tied for the team lead)...With less than a minute remaining in the game and the Packers leading, 27-23, made a leaping breakup of QB Blake Bortles' pass intended for WR Allen Robinson in the end zone.

► **At Minnesota (Sept. 18):** Started as the third CB and played 41 snaps, posting a pair of solo tackles.

► **Vs. Detroit (Sept. 25):** Started as the third CB and played 67 of 68 defensive snaps...Recorded an assisted tackle.

► **Vs. N.Y. Giants (Oct. 9):** Started at LCB in place of an injured Damarious Randall (groin) and played all 56 snaps, one of five Green Bay players to do so on defense...Helped limit the Giants' top three WRs (Odell Beckham Jr., Sterling Shepard and Victor Cruz) to a combined seven catches for 70 yards (10.0 avg.) and a TD...Broke up a deep pass early in the fourth quarter from QB Eli Manning intended for Cruz, nearly making the interception as Cruz appeared to drag him down...Finished with four tackles (three solo) and a team-high two passes defended.

► **Vs. Dallas (Oct. 16):** Inactive due to a groin injury sustained in practice the day before the game.

► **Vs. Chicago (Oct. 20):** Inactive (groin).

► **At Atlanta (Oct. 30):** Inactive (groin).

► **Vs. Indianapolis (Nov. 6):** Returned to action after missing three games, opening at LCB and playing 62 of 68 snaps...Posted two tackles (both solo).

► **At Tennessee (Nov. 13):** Started at LCB and played 33 snaps, finishing with a tackle for a loss.

► **At Washington (Nov. 20):** Played 52 snaps and posted five tackles (four solo).

► **At Philadelphia (Nov. 28):** Appeared on 46 plays and posted two solo tackles and a pass defended...Late in the first half, came on a blitz and

made a left-handed deflection of a QB Carson Wentz pass intended for WR Dorial Green-Beckham in the flat.

47 Jake Ryan, LB, 2nd Year, Michigan

- Played in 14 games with five starts as a rookie, opening at BLB for the final five contests. Registered 47 tackles (32 solo) and a fumble recovery on defense and six tackles on special teams.

- Started both postseason games and recorded 10 tackles (seven solo). Including the playoffs, tallied six or more tackles in six of the seven games he started in 2015.

- Served as a team captain for his final two seasons and was a three-time winner (2012-14) of the Roger Zatkoff Award, given to Michigan's top LB. He is the only player to win the award, which was established in 1991, three times.

2016 SEASON: Has played in nine games with seven starts and leads the team with 61 tackles (45 solo)...Has added six tackles for a loss (tied for No. 2 on the team), three passes defended, two QB pressures and a QB hit...Has been inactive for one game (ankle)...Part of a run defense that ranks No. 6 in the league in rushing yards allowed per game (91.1), No. 8 in yards allowed per carry (3.72 avg.) and tied for No. 3 in runs of 10-plus yards allowed (21).

►**At Jacksonville (Sept. 11):** Started at ILB and played 43 snaps, finishing with eight tackles (four solo) and his first career pass defended...Broke up a short pass over the middle from QB Blake Bortles intended for WR Allen Hurns in the second quarter...Helped limit the Jaguars to just 48 yards rushing on 26 carries (1.8 avg.), the first time they had rushed for 48 or fewer yards on 25-plus attempts since Nov. 14, 1999 (vs. Baltimore, 47 yards on 26 attempts).

►**At Minnesota (Sept. 18):** Started at ILB, appearing on 45 of 58 plays, and registered a team-high nine tackles (six solo) and a pass defended...Stopped RB Adrian Peterson for a 2-yard loss on a run early in the third quarter...Helped limit Peterson to just 19 yards on 12 carries (1.6 avg.), tied for the fourth-lowest yardage total of Peterson's career, with a long of 5 yards.

►**Vs. Detroit (Sept. 25):** Started at ILB and played 56 snaps...Recorded eight tackles (five solo), including a tackle for a loss in the third quarter when he sprinted up the field to bring down RB Dwayne Washington for a 3-yard loss on a reception in the flat...Added a QB pressure...Helped limit the Lions to just 50 yards rushing on 23 carries (2.2 avg.).

►**Vs. N.Y. Giants (Oct. 9):** Started at ILB and played 41 snaps, finishing with six tackles (five solo), including a tackle for a loss...Came up to bring down RB Orleans Darkwa for a 1-yard loss on a run early in the third quarter...Helped limit the Giants to just 43 yards rushing on 15 carries (2.9 avg.), bringing Green Bay's four-game total to just 171 rushing yards allowed, the second-fewest allowed by an NFL team in the first four games of a season since individual stats began to be recorded in 1933 behind only the 157 yards allowed by the 1995 San Francisco 49ers.

►**Vs. Dallas (Oct. 16):** Didn't start as the defense opened with a lone ILB (Clay Matthews), but played 45 snaps and registered six tackles (four solo).

►**Vs. Chicago (Oct. 20):** Started at ILB and recorded five tackles (three solo).

►**At Atlanta (Oct. 30):** Started at ILB and played 47 snaps, matching his career high with a team-leading 10 tackles (career-best 10 solo)...Posted two tackles for a loss, with the stops coming on back-to-back plays in the second quarter on runs by RBs Terron Ward and Devonta Freeman.

►**Vs. Indianapolis (Nov. 6):** Started at ILB and played 55 snaps, finishing with a team-high nine tackles (eight solo), a QB pressure, a QB hit and a pass defended...Came up to tackle RB Frank Gore for a 3-yard loss on a fourth-quarter run...Added a tackle on special teams.

►**At Tennessee (Nov. 13):** Was limited to just two snaps on special teams after sustaining an ankle injury on Green Bay's punt after its first possession.

►**At Washington (Nov. 20):** Inactive (ankle).

►**At Philadelphia (Nov. 28):** Inactive (ankle).

10 Jacob Schum, P, 2nd Year, Buffalo

- Was claimed off waivers on Aug. 30 from Tampa Bay, where played in all 16 games last season and averaged 41.9 yards per punt (38.0 net average) on 56 attempts with 15 punts inside the 20.

- Was originally signed as an undrafted free agent by the Cleveland Browns in 2013 and also spent time with the New York Jets.

2016 SEASON: Has played in all 11 games and has recorded a 44.9-yard gross average and a net average of 40.6 yards on 32 punts with eight inside the 20...Over the last seven games, has posted a 48.9-yard gross average and a 42.9-yard net average on 17 punts with six inside the 20...His 48.9-yard gross average since Week 6 ranks No. 3 in the NFL over that span (min. 15 punts), trailing only Chargers P Drew Kaser (49.8) and Colts P Pat McAfee (49.0), and his net average ranks No. 7 in the league over that span.

►**At Jacksonville (Sept. 11):** Punted four times in his Green Bay debut, posting a 46.0-yard gross average with a net average of 42.5 yards.

►**At Minnesota (Sept. 18):** Posted a 38.6-yard gross average and net average on five punts, with one inside the 20.

►**Vs. Detroit (Sept. 25):** Punted twice on the afternoon (both in the fourth quarter) and recorded a 41.5-yard gross average and a net average of 33.5 yards...Had a 40-yard punt to the Detroit 12 that resulted in just a 1-yard return for WR Andre Roberts.

►**Vs. N.Y. Giants (Oct. 9):** Posted a 36.5-yard average and a 35.0-yard net average on four punts.

►**Vs. Dallas (Oct. 16):** Punted just once on the afternoon, a 47-yard kick late in the first half that was downed at the Dallas 3-yard line.

►**Vs. Chicago (Oct. 20):** Had only one punt for the second straight game, drilling a 46-yarder that was fair caught.

►**At Atlanta (Oct. 30):** Posted a 54.3-yard gross average on three punts, including a 58-yarder in the second quarter...Finished with a 38.3-yard net average.

►**Vs. Indianapolis (Nov. 6):** Posted a 48.3-yard gross average and a career-high 47.5-yard net average on four punts...Also placed two punts inside the 20-yard line, a season high, pinning the Colts at their 10 and and their 4 in the second quarter...Boomed a career-long 65-yard punt in the second quarter.

►**At Tennessee (Nov. 13):** Registered a career-high 50.5-yard gross average on four punts with a 39.8-yard net average...Placed one punt inside the 20 and had a long of 57 yards.

►**At Washington (Nov. 20):** Punted three times on the evening, posting a 46.0-yard gross average and a 43.3-yard net average...Recorded a 58-yarder in the first quarter that was downed at the Washington 6.

►**At Philadelphia (Nov. 28):** Punted just once on the evening, a 43-yard kick in the second quarter that was downed at the Philadelphia 1-yard line.

37 Sam Shields, CB, 7th Year, Miami

- Has 23 interceptions (including the postseason) since entering the NFL in 2010, good for No. 6 in the NFL over that span.

- Was tied for the team lead with three interceptions in 2015, his fourth season with three-plus interceptions in the last five years, tied for No. 1 in the NFL over that span (2011-15).

- Earned his first career Pro Bowl selection in 2014, replacing Patriots CB Darrelle Revis, who played in the Super Bowl.

- Recorded a franchise-leading fifth career postseason interception in the 2014 NFC Championship Game at Seattle.

2016 SEASON: Played in one game and posted five tackles (four solo)...Was inactive for four games (Weeks 2-3, 5-6) due to a concussion before being placed on injured reserve on Oct. 18.

►**At Jacksonville (Sept. 11):** Started at RCB and played 62 snaps, finishing with five tackles (four solo)...Left the game late in the fourth quarter after sustaining a concussion.

►**At Minnesota (Sept. 18):** Inactive (concussion).

►**Vs. Detroit (Sept. 25):** Inactive (concussion).

►**Vs. N.Y. Giants (Oct. 9):** Inactive (concussion).

►**Vs. Dallas (Oct. 16):** Inactive (concussion).

78 Jason Spriggs, T, Rookie, Indiana

• Played in 48 career games over four seasons with 47 starts at left tackle for the Hoosiers.

• Named first-team All-America by the Football Writers Association of America (FWAA) and *Phil Steele's College Football* as a senior. Also received the Hoosiers' Chris Dal Sasso Award (outstanding lineman) and was the first Outland Trophy semifinalist in school history.

• In 2014, was named honorable mention All-Big Ten by the media after giving up two sacks in 689 snaps and recording 45 knockdowns.

2016 SEASON: Has played in all 11 games with one start, seeing action on offense and on special teams (extra points and field goals).

▶**At Jacksonville (Sept. 11):** Played five snaps on special teams in his NFL debut.

▶**At Minnesota (Sept. 18):** Appeared on two plays on special teams (extra points).

▶**Vs. Detroit (Sept. 25):** Played six snaps on special teams.

▶**Vs. N.Y. Giants (Oct. 9):** Saw his first action as a pro on offense, appearing on five snaps as an extra lineman on the right side.

▶**Vs. Dallas (Oct. 16):** Saw the most significant action of his career, playing 18 offensive snaps as he took over at RT for an injured Bryan Bulaga (back) midway through the fourth quarter...Recovered a fumble by QB Aaron Rodgers on a sack late in the fourth quarter to retain possession for the Packers...Also saw action earlier in the game as an extra lineman.

▶**Vs. Chicago (Oct. 20):** Played two snaps on offense as an extra lineman and played six on special teams.

▶**At Atlanta (Oct. 30):** Appeared on one play as an extra lineman on offense and four snaps on special teams.

▶**Vs. Indianapolis (Nov. 6):** Played five snaps on special teams.

▶**At Tennessee (Nov. 13):** Played the final 24 offensive snaps at LT, coming in for an injured David Bakhtiari (knee) in the third quarter...It marked his first action at the LT spot in an NFL regular-season game.

▶**At Washington (Nov. 20):** Appeared on a career-high 31 snaps on offense, taking over at RG for an injured Don Barclay (shoulder) to start the second half...Played 27 snaps at RG before moving over to LT for Bakhtiari (coach's decision) for the final four plays.

▶**At Philadelphia (Nov. 28):** Made his first NFL start, opening at RG with T.J. Lang (foot) sidelined and Barclay (shoulder) limited...Played all 71 snaps, protecting Rodgers as the line didn't allow a sack and provided time for him to complete 30 of 39 passes for 313 yards and two TDs for a 116.7 passer rating...The zero-sack game came against an Eagles defense that entered the contest ranked No. 7 in the league in sacks with 26...Helped the offense register its fourth straight game with 385-plus yards (387), the longest single-season streak by the Packers since 2013 (Weeks 1-5)...Part of an offense that converted 10 of 14 third downs, a 71.4 conversion rate that is the best by an NFL team this season and the best by Green Bay since at Minnesota on Oct. 27, 2013 (13 of 18, 72.2 percent).

44 James Starks, RB, 7th Year, Buffalo

• Played in all 16 games for the second straight season in 2015 and recorded career highs in starts (four), rushing yards (601), receptions (43), receiving yards (392), receiving TDs (three) and yards from scrimmage (993).

• Was one of just five RBs in the league to register 600-plus rushing yards and 390-plus receiving yards in 2015.

• Rushed for 493 yards and a career-high three TDs on 89 carries in 2013, an average of 5.54 yards per carry that ranked No. 1 in the NFL among players with 80-plus attempts.

• Posted a league-leading 315 rushing yards in the 2010 postseason, third most ever by a rookie RB in the postseason behind only Washington's Timmy Smith (342 in 1987) and Baltimore's Jamal Lewis (338 in 2000).

2016 SEASON: Has played in seven games with three starts and has 141 yards rushing on 57 carries (2.5 avg.) with 19 catches for 134 yards (7.1 avg.) and two TDs...Was sidelined for four games due to an injured knee (Weeks 6-9).

▶**At Jacksonville (Sept. 11):** Had four carries for 7 yards (1.8 avg.) and a 6-yard catch in 18 snaps of action.

▶**At Minnesota (Sept. 18):** Posted a 16-yard reception and 3 rushing yards on seven carries (0.4 avg.).

▶**Vs. Detroit (Sept. 25):** Registered a 9-yard catch and had one carry for -1 yards.

▶**Vs. N.Y. Giants (Oct. 9):** Saw his most significant action of the season with RB Eddie Lacy sidelined with an ankle injury for much of the second half...Posted 33 rushing yards on 12 carries (2.8 avg.) and added three receptions for 19 yards (6.3 avg.).

▶**Vs. Dallas (Oct. 16):** Inactive (knee).

▶**Vs. Chicago (Oct. 20):** Inactive (knee).

▶**At Atlanta (Oct. 30):** Inactive (knee).

▶**Vs. Indianapolis (Nov. 6):** Inactive (knee).

▶**At Tennessee (Nov. 13):** Returned to action after missing four games, starting the game and rushing for 33 yards on seven carries (4.7 avg.)...Added three catches for 11 yards (3.7 avg.), highlighted by his 13-yard TD reception on a screen late in the first half...It marked his first TD grab since Week 14 last season vs. Dallas.

▶**At Washington (Nov. 20):** Started and played 33 snaps, finishing with a season-high five receptions for 46 yards (9.2 avg.) and a TD with 25 yards rushing on nine carries (2.8 avg.)...On the first play of the fourth quarter, found himself wide open to the right of Rodgers on third down, catching the screen pass and going untouched for a 31-yard TD, the longest catch of his career.

▶**At Philadelphia (Nov. 28):** Started and played a season-high 54 snaps, rushing for 41 yards on 17 carries (2.4 avg.) and catching five passes for 27 yards (5.4 avg.).

65 Lane Taylor, G, 4th Year, Oklahoma State

• Started the first games of his career in 2015, opening at RG at Detroit in Week 13 in place of an injured T.J. Lang and at LG in Week 17 vs. Minnesota with Josh Sitton sliding to LT in place of an injured David Bakhtiari.

• Played in all 16 contests in 2014, seeing limited action on offense at both guard spots and as an extra lineman, and on special teams.

• Was one of three rookie free agents to make Green Bay's opening-day roster in 2013.

2016 SEASON: Has started all 11 games at LG...Part of a line that has helped the Packers rank in the top 10 in the NFL in third-down conversions (No. 2, 49.0), time of possession (No. 3, 31:33), first downs (tied for No. 7, 248), 10-play drives (tied for No. 3, 24) and passing yards (No. 7, 266.7).

▶**At Jacksonville (Sept. 11):** Started at LG and played all 64 snaps...Helped protect QB Aaron Rodgers as he was sacked just one time on the afternoon and as he threw for 199 yards and two TDs on 20-of-34 passing with a rushing TD.

▶**At Minnesota (Sept. 18):** Started at LG and played all 71 snaps.

▶**Vs. Detroit (Sept. 25):** Started at LG and played all 54 snaps, helping to clear the way for RB Eddie Lacy's season-high 103 yards rushing on just 17 carries (6.1 avg.)...Also protected Rodgers as he threw a season-high four TD passes, with all of them coming in the first half.

▶**Vs. N.Y. Giants (Oct. 9):** Started at LG and played all 80 snaps, helping the offense record season bests for total yards (406), rushing yards (147), first downs (23) and time of possession (36:38)...Part of a line that did not allow a sack of Rodgers and helped clear the way for Lacy's 81 rushing yards on just 11 carries (7.4 avg.).

▶**Vs. Dallas (Oct. 16):** Started at LG and played all 70 snaps, helping the offense post season highs for total first downs (24) and passing first downs (17)...Protected Rodgers as he completed 31 of 42 passes for 294 yards and a TD with one INT and was sacked just once on the afternoon.

▶**Vs. Chicago (Oct. 20):** Started at LG and appeared on all 87 plays, helping the offense record 406 total yards (tied for the season high) and a 39:36 time of possession, the best mark by Green Bay since Oct. 27, 2013, at Minnesota (40:54)...Protected Rodgers as he completed a franchise-record 39 passes, including 10-plus passes to three different players (WRs Davante Adams, Randall Cobb and Ty Montgomery), only the second time in NFL history (New England Patriots, Nov. 13, 1994) that a team has accomplished that feat in a game.

▶**At Atlanta (Oct. 30):** Started at LG and played all 62 snaps, helping protect Rodgers as he threw for 246 yards and four TDs on 28-of-38 passing...Helped the offense rack up 108 rushing yards on 19 carries (5.7 avg.).

▶**Vs. Indianapolis (Nov. 6):** Started at LG and played all 69 snaps,

helping the offense register 405 total yards...Protected Rodgers as he threw for 297 yards and three TDs on 26-of-43 passing, his third straight game with three-plus TD passes.

►**At Tennessee (Nov. 13):** Started at LG and played all 78 snaps, helping the offense record 402 total yards, the third 400-yard outing in the last four games.

►**At Washington (Nov. 20):** Started at LG and played all 70 snaps, helping to protect Rodgers as he threw for 351 yards and three TDs on 26-of-41 passing, only the third time in his career that he posted back-to-back 350-yard passing games (2009, 2011)...Part of an offense that posted a season-high 424 total yards, its third straight game with 400-plus yards, only the second time the Packers have done so in the last seven seasons (Weeks 8, 10-11 in 2014).

►**At Philadelphia (Nov. 28):** Started at LG and played all 71 snaps, protecting Rodgers as the line didn't allow a sack and provided time for him to complete 30 of 39 passes for 313 yards and two TDs for a 116.7 passer rating...The zero-sack game came against an Eagles defense that entered the contest ranked No. 7 in the league in sacks with 26...Helped the offense register its fourth straight game with 385-plus yards (387), the longest single-season streak by the Packers since 2013 (Weeks 1-5)...Part of an offense that converted 10 of 14 third downs, a 71.4 conversion rate that is the best by an NFL team this season and the best by Green Bay since at Minnesota on Oct. 27, 2013 (13 of 18, 72.2 percent).

48 Joe Thomas, LB, 2nd Year, South Carolina State

• Played in 14 games in 2015 and registered 24 tackles (16 solo), a sack, a forced fumble, five QB hits, four pressures and two passes defensed.

• Added nine tackles on special teams, which was tied for No. 4 on the team.

• Was with the Packers during the 2015 offseason and preseason before being waived on Sept. 5, 2015. Was signed to Green Bay's 53-man roster on Sept. 21, 2015, from the Dallas Cowboys' practice squad.

• Entered the league with the Packers as an undrafted free agent in May 2014. Was on Green Bay's practice squad for the final eight games of the 2014 regular season and both playoff contests.

2016 SEASON: Has played in all 11 games with three starts and has recorded 40 tackles (30 solo), a tackle for a loss, two QB hits, an interception, a fumble recovery and four passes defensed...Has two tackles on special teams.

►**At Jacksonville (Sept. 11):** Played 25 snaps on defense and recorded three tackles (two solo) and his first career interception...The INT came on his first snap of the season when he picked off QB Blake Bortles' pass intended for WR Marqise Lee that was deflected by CB Quinten Rollins at the Jacksonville 41...On the play, initially came on a blitz up the middle before turning back to head up the field and make the interception, returning it 9 yards to help set up the Green Bay offense for its first score of the day...Was one of a host of defenders to bring down WR Allen Hurns for a 1-yard loss on fourth-and-1 with 23 seconds remaining to secure the 27-23 victory for Green Bay.

►**At Minnesota (Sept. 18):** Appeared on 17 plays on defense and 18 on special teams...Registered a career-high five tackles (all solo), including a tackle for a loss when he drilled RB Jerick McKinnon for a 1-yard loss on a pass in the flat in the first quarter.

►**Vs. Detroit (Sept. 25):** Played 38 snaps on defense and recorded three tackles (all solo)...Led the defense with a career-high two passes defensed, including one midway through the fourth quarter when he made a leaping deflection of QB Matthew Stafford's pass deep over the middle intended for TE Eric Ebron, a pass that he nearly intercepted...Added a tackle on special teams.

►**Vs. N.Y. Giants (Oct. 9):** Appeared on a season-high 41 plays and posted two tackles (one solo) and a pass defensed...Jumped to make a deflection of QB Eli Manning's pass intended for WR Sterling Shepard in the fourth quarter on a third down to force a punt.

►**Vs. Dallas (Oct. 16):** Played 10 snaps on defense and recorded an assisted tackle and his first career fumble recovery...Late in the first quarter, recovered a QB Dak Prescott fumble forced by LB Julius Peppers on a sack, catching the ball in the air and returning it 6 yards to the Green Bay 30.

►**Vs. Chicago (Oct. 20):** Appeared on 17 plays on defense and 16 on special teams.

►**At Atlanta (Oct. 30):** Played 22 snaps on defense and 11 on special teams...Recorded five tackles (four solo) on defense.

►**Vs. Indianapolis (Nov. 6):** Posted three tackles (all solo) in 13 snaps of action on defense.

►**At Tennessee (Nov. 13):** Was a last-minute starter at ILB after Jake Ryan sustained an ankle injury covering Green Bay's first punt of the day... Played all 60 defensive snaps, joining S Ha Ha Clinton-Dix as the only Packers to do so, and registered seven tackles (four solo)...Recovered Titans K Ryan Succop's surprise onside kick on the opening kickoff of the game, giving Green Bay the ball at the Tennessee 49...Added a tackle on special teams.

►**At Washington (Nov. 20):** Played every defensive snap for the second straight week, starting in place of an injured Ryan (ankle), and posted a career-high eight tackles (four solo)...Early in the first quarter, came up the middle to bring down RB Robert Kelley for a 3-yard loss at the Washington 3.

►**At Philadelphia (Nov. 28):** Started and played all 59 snaps, his third straight game appearing on every defensive play...Registered four tackles (all solo) and two QB hits...Late in the first half, chased down QB Carson Wentz and put a hit on him to force an incomplete pass.

73 JC Tretter, C/G, 4th Year, Cornell

• Saw the most significant action of his career in 2015, appearing in all 16 games with three starts at center in place of an injured Corey Linsley.

• Has seen game action at center, left guard and both tackle spots during his NFL career.

• Was on track to be the starting center in 2014, opening at that position for the first three preseason contests that year, but sustained a knee injury vs. Oakland (Aug. 22) that would sideline him for the first half of the season.

• Played in the final eight regular-season games and both playoff contests. Spent the majority of his rookie campaign in 2013 on reserve/physically unable to perform after sustaining a significant ankle injury during the first practice of Organized Team Activities in the spring.

2016 SEASON: Has started all seven games he has played in at C...Part of a line that has helped the Packers rank in the top 10 in the NFL in third-down conversions (No. 2, 49.0), time of possession (No. 3, 31:33), first downs (tied for No. 7, 248), 10-play drives (tied for No. 3, 24) and passing yards (No. 7, 266.7).

►**At Jacksonville (Sept. 11):** Started at C and played all 64 snaps... Helped protect QB Aaron Rodgers as he was sacked just one time on the afternoon and as he threw for 199 yards and two TDs on 20-of-34 passing with a rushing TD.

►**At Minnesota (Sept. 18):** Started at C and appeared on all 71 offensive plays...Had a key fumble recovery in the first quarter, diving on a fumble by QB Aaron Rodgers on a sack at the Green Bay 12.

►**Vs. Detroit (Sept. 25):** Started at C and played all 54 snaps, helping to clear the way for RB Eddie Lacy's season-high 103 yards rushing on just 17 carries (6.1 avg.)...Also protected Rodgers as he threw a season-high four TD passes, with all of them coming in the first half.

►**Vs. N.Y. Giants (Oct. 9):** Started at C and played all 80 snaps, helping the offense record season bests for total yards (406), rushing yards (147), first downs (23) and time of possession (36:38)...Part of a line that did not allow a sack of Rodgers and helped clear the way for Lacy's 81 rushing yards on just 11 carries (7.4 avg.).

►**Vs. Dallas (Oct. 16):** Started at C and played all 70 snaps, helping the offense post season highs for total first downs (24) and passing first downs (17)...Protected Rodgers as he completed 31 of 42 passes for 294 yards and a TD with one INT and was sacked just once on the afternoon.

►**Vs. Chicago (Oct. 20):** Started at C and appeared on all 87 plays, helping the offense record 406 total yards (tied for the season high) and a 39:36 time of possession, the best mark by Green Bay since Oct. 27, 2013, at Minnesota (40:54)...Protected Rodgers as he completed a franchise-record 39 passes, including 10-plus passes to three different players (WRs Davante Adams, Randall Cobb and Ty Montgomery), only the second time in NFL history (New England Patriots, Nov. 13, 1994) that a team has accomplished that feat in a game.

- ▶ **At Atlanta (Oct. 30):** Started at C and played all 62 snaps, helping protect Rodgers as he threw for 246 yards and four TDs on 28-of-38 passing...Helped the offense rack up 108 rushing yards on 19 carries (5.7 avg.)...Sustained a knee injury on the second-to-last play of the game.
- ▶ **Vs. Indianapolis (Nov. 6):** Inactive (knee).
- ▶ **At Tennessee (Nov. 13):** Inactive (knee).
- ▶ **At Washington (Nov. 20):** Inactive (knee).
- ▶ **At Philadelphia (Nov. 28):** Inactive (knee).

National Football League Game Summary

NFL Copyright © 2016 by The National Football League. All rights reserved. This summary and play-by-play is for the express purpose of assisting media in their coverage of the game; any other use of this material is prohibited without the written permission of the National Football League. Updated: 11/29/2016

Date: Monday, 11/28/2016

Green Bay Packers at Philadelphia Eagles

Start Time: 8:31 PM EST

at Lincoln Financial Field, Philadelphia, Pa.

Game Day Weather

Game Weather: Cloudy
Played Outdoor on Turf: Grass

Temp: 47° F (8.3° C) Humidity: 65%, Wind: SSE 7 mph
Outdoor Weather: Cloudy, Wind Chill: 44

Officials

Referee: McAulay, Terry (77)
Line Judge: Stephan, Tom (68)
Back Judge: Martinez, Rich (39)

Umpire: Paganelli, Carl (124)
Side Judge: Monroe, Jonah (120)
Replay Official: Frantz, Earnie ()

Head Linesman: Bergman, Jerry (91)
Field Judge: Patterson, Rick (15)

Lineups

Green Bay Packers

Philadelphia Eagles

Offense			Defense		
WR	87	J.Nelson	NT	98	L.Guion
LT	69	D.Bakhtiari	DT	76	M.Daniels
LG	65	L.Taylor	LOLB	56	J.Peppers
C	63	C.Linsley	ILB	48	J.Thomas
RG	78	J.Spriggs	ILB	52	C.Matthews
RT	75	B.Bulaga	ROLB	53	N.Perry
WR	18	R.Cobb	LCB	23	D.Randall
WR	17	D.Adams	RCB	36	L.Gunter
QB	12	A.Rodgers	CB	33	M.Hyde
RB	44	J.Starks	SS	42	M.Burnett
FB	22	A.Ripkowski	FS	21	H.Clinton-Dix

Offense			Defense		
LT	71	J.Peters	DE	55	B.Graham
LG	61	S.Wisniewski	DT	91	F.Cox
C	62	J.Kelce	DT	96	B.Logan
RG	73	I.Seumalo	DE	98	C.Barwin
RT	76	A.Barbre	OLB	53	N.Bradham
TE	87	B.Celek	MLB	58	J.Hicks
WR	81	J.Matthews	OLB	95	M.Kendricks
TE	47	T.Burton	CB	21	L.McKelvin
TE	86	Z.Ertz	CB	22	N.Carroll
RB	28	W.Smallwood	S	23	R.McLeod
QB	11	C.Wentz	S	27	M.Jenkins

Substitutions

Substitutions

K 2 M.Crosby, P 10 J.Schum, WR 11 T.Davis, CB 24 Q.Rollins, S 25 M.Evans, CB 28 J.Hawkins, S 29 K.Brice, RB 32 C.Michael, FB 40 J.Kerridge, LB 54 C.Bradford, LS 61 B.Goode, DT 64 M.Pennel, T/G 67 D.Barclay, T 68 K.Murphy, WR 81 G.Allison, TE 82 R.Rodgers, WR 83 J.Janis, WR 88 T.Montgomery, TE 89 J.Cook, LB 91 J.Elliott, DE/LB 95 D.Jones, DT 97 K.Clark

K 6 C.Sturgis, P 8 D.Jones, WR 16 B.Treggs, WR 18 D.Green-Beckham, WR 19 P.Turner, S 26 J.Watkins, S 29 T.Brooks, CB 31 J.Mills, RB 34 K.Barner, CB 37 C.Smith, S 42 C.Maragos, RB 43 D.Sproles, LS 46 J.Dorenbos, LB 52 N.Goode, LB 54 K.Grugier-Hill, DE 56 B.Braman, G/T 64 M.Tobin, C/G 68 J.Andrews, DE 75 V.Curry, DE 90 M.Smith, DT 94 B.Allen, DT 97 D.Vaeao

Did Not Play

Did Not Play

QB 7 B.Hundley, DE 94 D.Lowry

QB 10 C.Daniel, LB 50 S.Tulloch

Not Active

Not Active

CB 39 D.Goodson, LB 47 J.Ryan, LB 50 B.Martinez, LB 51 K.Fackrell, G 70 T.Lang, C/G 73 J.Tretter, DT 99 C.Ringo

WR 17 N.Agholor, RB 24 R.Mathews, DE 51 S.Means, G 69 D.Gordon, T 72 H.Vaitai, DT 77 T.Hart, G 79 B.Brooks

Field Goals (made () & missed)

Player	Attempts	Made	Missed	OT	Total		
M.Crosby	(33)	(32)					
C.Sturgis	(48)	(50)					
VISITOR:	Green Bay Packers	7	7	3	10	0	27
HOME:	Philadelphia Eagles	7	3	3	0	0	13

Scoring Plays

Team	Qtr	Time	Play Description (Extra Point) (Drive Info)	Visitor	Home
Packers	1	9:51	D.Adams 12 yd. pass from A.Rodgers (M.Crosby kick) (10-75, 5:09)	7	0
Eagles	1	3:40	C.Wentz 1 yd. run (C.Sturgis kick) (11-81, 6:11)	7	7
Packers	2	14:53	D.Adams 20 yd. pass from A.Rodgers (M.Crosby kick) (9-75, 3:47)	14	7
Eagles	2	0:25	C.Sturgis 48 yd. Field Goal (13-69, 3:03)	14	10
Packers	3	8:48	M.Crosby 33 yd. Field Goal (5-57, 2:32)	17	10
Eagles	3	5:21	C.Sturgis 50 yd. Field Goal (11-43, 3:27)	17	13
Packers	4	13:53	A.Ripkowski 1 yd. run (M.Crosby kick) (13-75, 6:28)	24	13
Packers	4	1:57	M.Crosby 32 yd. Field Goal (17-78, 8:21)	27	13

Paid Attendance: 69,596

Time: 2:58

Green Bay Packers vs Philadelphia Eagles
11/28/2016 at Lincoln Financial Field

Final Team Statistics

	Visitor Packers	Home Eagles
TOTAL FIRST DOWNS	25	20
By Rushing	7	7
By Passing	15	12
By Penalty	3	1
THIRD DOWN EFFICIENCY	10-14-71%	5-11-45%
FOURTH DOWN EFFICIENCY	1-1-100%	0-1-0%
TOTAL NET YARDS	387	292
Total Offensive Plays (inc. times thrown passing)	67	58
Average gain per offensive play	5.8	5.0
NET YARDS RUSHING	74	81
Total Rushing Plays	28	18
Average gain per rushing play	2.6	4.5
Tackles for a loss-number and yards	3-5	1-2
NET YARDS PASSING	313	211
Times thrown - yards lost attempting to pass	0-0	4-43
Gross yards passing	313	254
PASS ATTEMPTS-COMPLETIONS-HAD INTERCEPTED	39-30-0	36-24-1
Avg gain per pass play (inc.# thrown passing)	8.0	5.3
KICKOFFS Number-In End Zone-Touchbacks	6-5-3	4-4-3
PUNTS Number and Average	1-43.0	2-35.5
Had Blocked	0	0
FGs - PATs Had Blocked	0-0	0-0
Net Punting Average	43.0	35.5
TOTAL RETURN YARDAGE (Not Including Kickoffs)	12	0
No. and Yards Punt Returns	1-0	0-0
No. and Yards Kickoff Returns	1-18	3-49
No. and Yards Interception Returns	1-12	0-0
PENALTIES Number and Yards	7-51	7-42
FUMBLES Number and Lost	1-0	1-0
TOUCHDOWNS	3	1
Rushing	1	1
Passing	2	0
EXTRA POINTS Made-Attempts	3-3	1-1
Kicking Made-Attempts	3-3	1-1
FIELD GOALS Made-Attempts	2-2	2-2
RED ZONE EFFICIENCY	2-4-50%	1-1-100%
GOAL TO GO EFFICIENCY	1-1-100%	1-1-100%
SAFETIES	0	0
FINAL SCORE	27	13
TIME OF POSSESSION	35:23	24:37

Ball Possession And Drive Chart

Green Bay Packers

#	Time Recd	Time Lost	Time Poss	How Ball Obtained	Drive Began	# Play	Yds Gain	Yds Pen	Net Yds	1st Down	Last Scrm	How Given Up
1	15:00	9:51	5:09	Kickoff	GB 25	10	75	0	75	5	* PHI 12	Touchdown
2	3:40	14:53	3:47	Kickoff	GB 25	9	75	0	75	5	PHI 20	Touchdown
3	11:16	3:28	7:48	Punt	GB 13	12	43	0	43	3	PHI 44	Punt
4	0:25	0:00	0:25	Kickoff	GB 17	1	-1	0	-1	0	GB 17	End of Half
5	11:20	8:48	2:32	Interception	GB 28	5	57	0	57	1	* PHI 15	Field Goal
6	5:21	13:53	6:28	Kickoff	GB 25	13	58	17	75	6	* PHI 1	Touchdown
7	10:18	1:57	8:21	Punt	GB 8	17	82	-4	78	5	* PHI 14	Field Goal
8	0:53	0:00	0:53	Downs	PHI 32	2	-2	0	-2	0	PHI 33	End of Game

(209) Average GB 26

Philadelphia Eagles

#	Time Recd	Time Lost	Time Poss	How Ball Obtained	Drive Began	# Play	Yds Gain	Yds Pen	Net Yds	1st Down	Last Scrm	How Given Up
1	9:51	3:40	6:11	Kickoff	PHI 19	11	81	0	81	6	* GB 1	Touchdown
2	14:53	11:16	3:37	Kickoff	PHI 14	6	36	0	36	2	50	Punt
3	3:28	0:25	3:03	Punt	PHI 1	13	64	5	69	4	GB 30	Field Goal
4	15:00	11:20	3:40	Kickoff	PHI 25	7	25	5	30	2	GB 45	Interception
5	8:48	5:21	3:27	Kickoff	PHI 25	11	43	0	43	3	GB 32	Field Goal
6	13:53	10:18	3:35	Kickoff	PHI 25	7	24	5	29	2	GB 46	Punt
7	1:57	0:53	1:04	Kickoff	PHI 13	5	19	0	19	1	PHI 18	Downs

(122) Average PHI 17

* inside opponent's 20

Time of Possession by Quarter

	1st	2nd	3rd	4th	OT	Total
Visitor Green Bay Packers	8:49	8:20	7:53	10:21		35:23
Home Philadelphia Eagles	6:11	6:40	7:07	4:39		24:37

Kickoff Drive No.-Start Average

Packers: 4 - GB 23 Eagles: 6 - PHI 20

Green Bay Packers vs Philadelphia Eagles
11/28/2016 at Lincoln Financial Field

Final Defensive Statistics

Green Bay Packers	Regular Defensive Plays											Special Teams					Misc			
	TKL	AST	COMB	SK	/ YDS	TFL	Q	IN	PD	FF	FR	TKL	AST	FF	FR	BL	TKL	AST	FF	FR
D.Randall	7	0	7	0	0	0	0	0	1	0	0	0	0	0	0	0	0	0	0	0
M.Burnett	6	1	7	0	0	0	0	0	0	0	0	0	0	0	0	0	0	0	0	0
L.Gunter	5	0	5	0	0	0	0	0	1	0	0	0	0	0	0	0	0	0	0	0
C.Matthews	4	0	4	1	10	1	1	0	0	0	0	0	0	0	0	0	0	0	0	0
J.Thomas	4	0	4	0	0	0	2	0	0	0	0	0	0	0	0	0	0	0	0	0
M.Daniels	3	0	3	1	14	1	1	0	0	0	0	0	0	0	0	0	0	0	0	0
H.Clinton-Dix	3	0	3	0	0	0	0	1	1	0	0	0	0	0	0	0	0	0	0	0
N.Perry	2	1	3	1	11	1	1	0	1	0	0	0	0	0	0	0	0	0	0	0
L.Guion	2	1	3	0	0	1	0	0	0	0	0	0	0	0	0	0	0	0	0	0
J.Peppers	2	0	2	1	8	1	2	0	0	0	0	0	0	0	0	0	0	0	0	0
Q.Rollins	2	0	2	0	0	0	0	0	1	0	0	0	0	0	0	0	0	0	0	0
J.Elliott	1	0	1	0	0	0	0	0	0	0	0	0	0	0	0	0	0	0	0	0
M.Hyde	1	0	1	0	0	0	0	0	0	0	0	0	0	0	0	0	0	0	0	0
C.Bradford	0	1	1	0	0	0	0	0	0	0	0	0	0	0	0	0	0	0	0	0
D.Jones	0	0	0	0	0	0	1	0	0	0	0	0	0	0	0	0	0	0	0	0
M.Evans	0	0	0	0	0	0	0	0	0	0	0	0	0	0	0	0	0	0	0	0
J.Hawkins	0	0	0	0	0	0	0	0	0	0	0	0	0	0	0	0	0	0	0	0
R.Cobb	0	0	0	0	0	0	0	0	0	0	0	0	0	0	1	0	0	0	0	0
Total	42	4	46	4	43	5	8	1	5	0	0	3	0	0	1	0	0	0	0	0

TKL = Tackle AST = Assist COMB = Combined QH=QB Hit IN = Interception PD = Pass Defense FF = Forced Fumble FR = Fumble Recovery

Philadelphia Eagles	Regular Defensive Plays											Special Teams					Misc			
	TKL	AST	COMB	SK	/ YDS	TFL	QH	IN	PD	FF	FR	TKL	AST	FF	FR	BL	TKL	AST	FF	FR
J.Hicks	6	2	8	0	0	0	1	0	0	0	0	0	0	0	0	0	0	0	0	0
M.Jenkins	5	2	7	0	0	0	0	0	0	0	0	0	0	0	0	0	0	0	0	0
N.Bradham	5	2	7	0	0	1	0	0	0	0	0	0	0	0	0	0	0	0	0	0
J.Watkins	5	0	5	0	0	0	0	0	0	0	0	0	0	0	0	0	0	0	0	0
L.McKelvin	5	0	5	0	0	0	0	0	0	0	0	0	0	0	0	0	0	0	0	0
V.Curry	4	1	5	0	0	1	1	0	0	0	0	0	0	0	0	0	0	0	0	0
B.Graham	3	2	5	0	0	0	0	0	0	0	0	0	0	0	0	0	0	0	0	0
J.Mills	3	0	3	0	0	0	0	0	2	0	0	0	0	0	0	0	0	0	0	0
R.McLeod	2	1	3	0	0	0	0	0	0	0	0	0	0	0	0	0	0	0	0	0
N.Carroll	1	1	2	0	0	0	0	0	0	0	0	0	0	0	0	0	0	0	0	0
M.Kendricks	1	0	1	0	0	1	0	0	0	0	0	0	0	0	0	0	0	0	0	0
C.Barwin	1	0	1	0	0	0	0	0	0	0	0	0	0	0	0	0	0	0	0	0
M.Smith	0	1	1	0	0	0	0	0	0	0	0	0	0	0	0	0	0	0	0	0
B.Allen	0	1	1	0	0	0	0	0	0	0	0	0	0	0	0	0	0	0	0	0
F.Cox	0	1	1	0	0	0	0	0	0	0	0	0	0	0	0	0	0	0	0	0
N.Goode	0	0	0	0	0	0	0	0	0	0	0	1	0	0	0	0	0	0	0	0
C.Maragos	0	0	0	0	0	0	0	0	0	0	0	1	0	0	0	0	0	0	0	0
D.Green-Beckham	0	0	0	0	0	0	0	0	0	0	0	0	0	0	0	0	1	0	0	0
C.Wentz	0	0	0	0	0	0	0	0	0	0	0	0	0	0	0	0	0	0	0	1
Total	41	14	55	0	0	3	2	0	2	0	0	2	0	0	0	0	1	0	0	1

Green Bay Packers vs Philadelphia Eagles

11/28/2016 at Lincoln Financial Field

First Half Summary

PERIOD SCORES

Packers	7	7 = 14
Eagles	7	3 = 10

TIME OF POSSESSION

Packers	17:09
Eagles	12:51

Scoring Plays

Team	Qtr	Time	Play Description (Extra Point) (Drive Info)	Visitor	Home
Packers	1	9:51	D.Adams 12 yd. pass from A.Rodgers (M.Crosby kick) (10-75, 5:09)	7	0
Eagles	1	3:40	C.Wentz 1 yd. run (C.Sturgis kick) (11-81, 6:11)	7	7
Packers	2	14:53	D.Adams 20 yd. pass from A.Rodgers (M.Crosby kick) (9-75, 3:47)	14	7
Eagles	2	0:25	C.Sturgis 48 yd. Field Goal (13-69, 3:03)	14	10

	Green Bay Packers	Philadelphia Eagles
TOTAL FIRST DOWNS	13	12
First Downs Rushing-Passing-by Penalty	5 - 8 - 0	5 - 7 - 0
THIRD DOWN EFFICIENCY	6-7-86%	2-4-50%
TOTAL NET YARDS	192	181
Total Offensive Plays	32	29
NET YARDS RUSHING	50	48
NET YARDS PASSING	142	133
Gross Yards Passing	142	147
Times thrown-yards lost attempting to pass	0-0	1-14
Pass Attempts-Completions-Had Intercepted	21 - 17 - 0	17 - 13 - 0
Punts-Number and Average	1 - 43	1 - 37
Penalties-Number and Yards	2 - 10	2 - 5
Fumbles-Number and Lost	0 - 0	0 - 0
Red Zone Efficiency	1-1-100%	1-1-100%
Average Drive Start	GB 20	PHI 11

Green Bay Packers

Philadelphia Eagles

Green Bay Packers										Philadelphia Eagles									
RUSHING										RUSHING									
	ATT	YDS	AVG	LG	TD		ATT	YDS	AVG	LG	TD								
A.Rodgers	4	28	7.0	16	0	C.Wentz	3	26	8.7	17	1								
J.Starks	6	20	3.3	8	0	W.Smallwood	5	14	2.8	7	0								
T.Montgomery	1	2	2.0	2	0	D.Sproles	2	5	2.5	3	0								
						B.Treggs	1	3	3.0	3	0								
Total	11	50	4.5	16	0	Total	11	48	4.4	17	1								
PASSING										PASSING									
	ATT	CMP	YDS	SK/YD	TD	LG	IN	RT		ATT	CMP	YDS	SK/YD	TD	LG	IN	RT		
A.Rodgers	21	17	142	0/0	2	20	0	126.6	C.Wentz	17	13	147	1/14	0	24	0	101.8		
Total	21	17	142	0/0	2	20	0	126.6	Total	17	13	147	1/14	0	24	0	101.8		
PASS RECEIVING										PASS RECEIVING									
	TAR	REC	YDS	AVG	LG	TD		TAR	REC	YDS	AVG	LG	TD						
R.Cobb	7	6	41	6.8	12	0	D.Green-Beckham	7	5	58	11.6	24	0						
J.Nelson	5	3	32	10.7	13	0	J.Matthews	3	3	45	15.0	20	0						
D.Adams	2	2	32	16.0	20	2	Z.Ertz	2	2	20	10.0	13	0						
T.Montgomery	2	2	12	6.0	9	0	B.Treggs	2	1	11	11.0	11	0						
J.Starks	2	2	11	5.5	7	0	T.Burton	1	1	9	9.0	9	0						
J.Cook	1	1	7	7.0	7	0	D.Sproles	2	1	4	4.0	4	0						
J.Janis	1	1	7	7.0	7	0													
R.Rodgers	1	0	0	0.0	0	0													
Total	21	17	142	8.4	20	2	Total	17	13	147	11.3	24	0						

Green Bay Packers

Regular Defensive Plays

Special Teams

Misc

	TKL	AST	COMB	SK	YDS	TFL	Q	IN	PD	FF	FR	TKL	AST	FF	FR	BL	TKL	AST	FF	FR
M.Burnett	4	1	5	0	0	0	0	0	0	0	0	0	0	0	0	0	0	0	0	0
L.Gunter	4	0	4	0	0	0	0	0	1	0	0	0	0	0	0	0	0	0	0	0
H.Clinton-Dix	2	0	2	0	0	0	0	0	0	0	0	0	0	0	0	0	0	0	0	0
M.Daniels	2	0	2	1	14	1	1	0	0	0	0	0	0	0	0	0	0	0	0	0
Total	12	1	13	1	14	1	1	0	1	0	0	0	0	0	0	0	0	0	0	0

First Quarter

11/28/2016

Play By Play

PHI wins the coin toss and elects to defer. GB elects to Receive, and PHI elects to defend the north goal.

C.Sturgis kicks 65 yards from PHI 35 to end zone, Touchback.

Green Bay Packers at 15:00

1-10-GB 25	(15:00) J.Starks right end to GB 24 for -1 yards (M.Kendricks).	
2-11-GB 24	(14:23) (Shotgun) A.Rodgers pass short left to J.Nelson to GB 34 for 10 yards (J.Hicks).	
3-1-GB 34	(13:41) A.Rodgers scrambles right end ran ob at 50 for 16 yards.	R1
<u>1-10-50</u>	(13:15) (Shotgun) A.Rodgers pass short left to R.Cobb to PHI 38 for 12 yards (M.Jenkins).	P2
<u>1-10-PHI 38</u>	(12:38) (Shotgun) A.Rodgers pass short right to R.Cobb to PHI 32 for 6 yards (B.Graham).	
2-4-PHI 32	(12:04) (Shotgun) A.Rodgers pass incomplete short right to R.Rodgers.	
3-4-PHI 32	(11:59) (Shotgun) A.Rodgers pass short middle to J.Cook to PHI 25 for 7 yards (J.Watkins).	P3
<u>1-10-PHI 25</u>	(11:16) J.Starks up the middle to PHI 21 for 4 yards (B.Graham).	
2-6-PHI 21	(10:34) (Shotgun) A.Rodgers scrambles left end ran ob at PHI 12 for 9 yards.	R4
<u>1-10-PHI 12</u>	(9:55) (Shotgun) A.Rodgers pass short right to D.Adams for 12 yards, TOUCHDOWN.	P5
	M.Crosby extra point is GOOD, Center-B.Goode, Holder-J.Schum.	

GB 7 PHI 0, 10 plays, 75 yards, 5:09 drive, 5:09 elapsed

M.Crosby kicks 67 yards from GB 35 to PHI -2. K.Barner to PHI 19 for 21 yards (J.Elliott).

Philadelphia Eagles at 9:51, (1st play from scrimmage 9:45)

1-10-PHI 19	(9:45) C.Wentz pass short left to T.Burton to PHI 28 for 9 yards (C.Matthews).	
2-1-PHI 28	(9:08) D.Sproles up the middle to PHI 31 for 3 yards (L.Guion; N.Perry).	R1
<u>1-10-PHI 31</u>	(8:34) (Shotgun) W.Smallwood left tackle to PHI 33 for 2 yards (J.Thomas).	
2-8-PHI 33	(7:56) (Shotgun) C.Wentz pass short right to D.Green-Beckham ran ob at PHI 46 for 13 yards (M.Hyde).	P2
<u>1-10-PHI 46</u>	(7:36) (Shotgun) C.Wentz pass short left to J.Matthews to GB 46 for 8 yards (L.Gunter).	
2-2-GB 46	(6:59) B.Treggs right end pushed ob at GB 43 for 3 yards (M.Burnett).	R3
<u>1-10-GB 43</u>	(6:27) C.Wentz pass deep middle to D.Green-Beckham to GB 19 for 24 yards (J.Thomas).	P4
<u>1-10-GB 19</u>	(5:42) (Shotgun) C.Wentz pass short left to D.Green-Beckham to GB 13 for 6 yards (L.Gunter).	
2-4-GB 13	(5:06) (Shotgun) C.Wentz pass short right to D.Green-Beckham to GB 3 for 10 yards (M.Burnett; C.Bradford).	P5
<u>1-3-GB 3</u>	(4:27) D.Sproles left guard to GB 1 for 2 yards (H.Clinton-Dix).	
2-1-GB 1	(3:49) C.Wentz scrambles right end for 1 yard, TOUCHDOWN.	R6
	C.Sturgis extra point is GOOD, Center-J.Dorenbos, Holder-D.Jones.	

GB 7 PHI 7, 11 plays, 81 yards, 6:11 drive, 11:20 elapsed

C.Sturgis kicks 65 yards from PHI 35 to end zone, Touchback.

Green Bay Packers at 3:40

1-10-GB 25	(3:40) (Shotgun) A.Rodgers pass short right to T.Montgomery to GB 34 for 9 yards (L.McKelvin).	
2-1-GB 34	(3:17) (Shotgun) J.Starks right guard to GB 37 for 3 yards (V.Curry).	R6
<u>1-10-GB 37</u>	(2:41) (Shotgun) J.Starks up the middle to GB 39 for 2 yards (J.Hicks).	
2-8-GB 39	(2:07) (Shotgun) A.Rodgers pass short right to J.Nelson to PHI 48 for 13 yards (L.McKelvin).	P7
<u>1-10-PHI 48</u>	(1:30) A.Rodgers pass short right to J.Nelson to PHI 39 for 9 yards (L.McKelvin).	
2-1-PHI 39	(1:03) (Shotgun) A.Rodgers pass incomplete deep right to J.Nelson.	
3-1-PHI 39	(:59) (Shotgun) J.Starks left end to PHI 31 for 8 yards (J.Hicks; M.Smith).	R8
<u>1-10-PHI 31</u>	(:22) (Shotgun) A.Rodgers pass short right to R.Cobb to PHI 20 for 11 yards (J.Watkins).	P9

END OF QUARTER

	Score	Time Poss	First Downs				Efficiencies	
			R	P	X	T	3 Down	4 Down
Green Bay Packers	7	8:49	4	5	0	9	3/3	0/0
Philadelphia Eagles	7	6:11	3	3	0	6	0/0	0/0

Second Quarter

11/28/2016

Play By Play

Green Bay Packers continued.

1-10-PHI 20 (15:00) **A.Rodgers pass deep left to D.Adams for 20 yards, TOUCHDOWN.** P10
M.Crosby extra point is GOOD, Center-B.Goode, Holder-J.Schum.

GB 14 PHI 7, 9 plays, 75 yards, 3:47 drive, 0:07 elapsed

M.Crosby kicks 67 yards from GB 35 to PHI -2. K.Barner to PHI 14 for 16 yards (M.Evans).

Philadelphia Eagles at 14:53, (1st play from scrimmage 14:48)

1-10-PHI 14 (14:48) C.Wentz pass short right to J.Matthews to PHI 31 for 17 yards (M.Burnett). P7
1-10-PHI 31 (14:12) W.Smallwood right end to PHI 37 for 6 yards (M.Burnett).
2-4-PHI 37 (13:35) W.Smallwood up the middle to PHI 44 for 7 yards (Q.Rollins). R8
1-10-PHI 44 (12:58) W.Smallwood left end to PHI 42 for -2 yards (L.Guion).
2-12-PHI 42 (12:17) C.Wentz scrambles up the middle to 50 for 8 yards (H.Clinton-Dix).
3-4-50 (11:29) (Shotgun) C.Wentz pass incomplete short left to B.Treggs (L.Gunter).
4-4-50 (11:23) D.Jones punts 37 yards to GB 13, Center-J.Dorenbos, out of bounds.

Green Bay Packers at 11:16

1-10-GB 13 (11:16) (Shotgun) T.Montgomery up the middle to GB 15 for 2 yards (J.Watkins).
2-8-GB 15 (10:37) (Shotgun) A.Rodgers pass short left to J.Janis pushed ob at GB 22 for 7 yards (R.McLeod).
3-1-GB 22 (10:01) (Shotgun) A.Rodgers right end to GB 26 for 4 yards (J.Watkins). R11
1-10-GB 26 (9:17) (Shotgun) A.Rodgers pass short left to T.Montgomery to GB 29 for 3 yards (J.Hicks).
2-7-GB 29 (8:37) *PENALTY on PHI-F.Cox, Neutral Zone Infraction, 5 yards, enforced at GB 29 - No Play.*
2-2-GB 34 (8:20) (Shotgun) A.Rodgers pass incomplete short left to R.Cobb.
3-2-GB 34 (8:13) (Shotgun) A.Rodgers pass short right to R.Cobb to GB 38 for 4 yards (M.Jenkins). P12
1-10-GB 38 (7:29) (Shotgun) A.Rodgers pass short middle to J.Starks to GB 42 for 4 yards (J.Hicks).
2-6-GB 42 (6:48) *PENALTY on GB-J.Cook, False Start, 5 yards, enforced at GB 42 - No Play.*
2-11-GB 37 (6:32) (Shotgun) J.Starks up the middle to GB 41 for 4 yards (N.Bradham; M.Jenkins).
3-7-GB 41 (5:52) (Shotgun) A.Rodgers pass short right to R.Cobb to GB 49 for 8 yards (N.Bradham). P13
1-10-GB 49 (5:17) (Shotgun) A.Rodgers pass short left to R.Cobb to GB 49 for no gain (M.Jenkins).
2-10-GB 49 (4:35) (Shotgun) A.Rodgers pass incomplete deep middle to J.Nelson.
3-10-GB 49 (4:28) (Shotgun) A.Rodgers pass short left to J.Starks to PHI 44 for 7 yards (N.Bradham).
Timeout #1 by GB at 03:39.
4-3-PHI 44 (3:39) J.Schum punts 43 yards to PHI 1, Center-B.Goode, downed by GB-B.Goode. Philadelphia challenged the kick downed ruling, and the play was Upheld. The ruling on the field stands. (Timeout #1 at 03:28.)

Philadelphia Eagles at 3:28

1-10-PHI 1 (3:28) *PENALTY on PHI-J.Peters, False Start, 0 yards, enforced at PHI 1 - No Play.*
1-10-PHI 1 (3:28) W.Smallwood up the middle to PHI 2 for 1 yard (M.Daniels).
2-9-PHI 2 (2:49) C.Wentz pass deep left to J.Matthews to PHI 22 for 20 yards (D.Randall). PHI-J.Matthews was injured during the play. His return is Questionable. P9
1-10-PHI 22 (2:05) C.Wentz sacked at PHI 8 for -14 yards (M.Daniels).

Two-Minute Warning

2-24-PHI 8 (1:54) (Shotgun) C.Wentz pass short left to Z.Ertz to PHI 21 for 13 yards (M.Burnett).
Timeout #2 by GB at 01:48.
3-11-PHI 21 (1:48) (Shotgun) *PENALTY on GB-N.Perry, Neutral Zone Infraction, 5 yards, enforced at PHI 21 - No Play.*
3-6-PHI 26 (1:48) (Shotgun) C.Wentz scrambles right end ran ob at PHI 43 for 17 yards. R10
1-10-PHI 43 (1:39) (Shotgun) C.Wentz pass short left to B.Treggs pushed ob at GB 46 for 11 yards (L.Gunter) [J.Thomas]. P11
1-10-GB 46 (1:34) (Shotgun) C.Wentz pass incomplete short right to D.Green-Beckham [J.Thomas].
Timeout #2 by PHI at 01:27.
2-10-GB 46 (1:27) (Shotgun) C.Wentz pass short right to Z.Ertz to GB 39 for 7 yards (C.Matthews).
3-3-GB 39 (1:07) (No Huddle, Shotgun) C.Wentz pass short left to D.Green-Beckham to GB 34 for 5 yards (L.Gunter). P12
1-10-GB 34 (:47) (No Huddle, Shotgun) C.Wentz pass incomplete short right to D.Sproles [J.Peppers].
2-10-GB 34 (:41) (Shotgun) C.Wentz pass incomplete to D.Green-Beckham (Q.Rollins).
3-10-GB 34 (:38) (Shotgun) C.Wentz pass short left to D.Sproles to GB 30 for 4 yards (N.Perry).
Timeout #3 by GB at 00:29.
4-6-GB 30 (:29) **C.Sturgis 48 yard field goal is GOOD, Center-J.Dorenbos, Holder-D.Jones.**

Green Bay Packers vs Philadelphia Eagles at Lincoln Financial Field

GB 14 PHI 10, 13 plays, 69 yards, 1 penalty, 3:03 drive, 14:35 elapsed

C.Sturgis kicks 66 yards from PHI 35 to GB -1. T.Montgomery to GB 17 for 18 yards (N.Goode).

Green Bay Packers at 0:25, (1st play from scrimmage 0:21)

1-10-GB 17 (:21) A.Rodgers kneels to GB 16 for -1 yards.

END OF QUARTER

	Score	Time Poss	First Downs				Efficiencies	
			R	P	X	T	3 Down	4 Down
Green Bay Packers	14	8:20	1	3	0	4	3/4	0/0
Philadelphia Eagles	10	6:40	2	4	0	6	2/4	0/0

Third Quarter

11/28/2016

Play By Play

PHI elects to Receive, and GB elects to defend the South goal.

M.Crosby kicks 65 yards from GB 35 to end zone, Touchback.

Philadelphia Eagles at 15:00

1-10-PHI 25	(15:00) W.Smallwood up the middle to PHI 27 for 2 yards (J.Peppers).	
2-8-PHI 27	(14:23) (Shotgun) C.Wentz pass short right to J.Matthews pushed ob at PHI 29 for 2 yards (D.Randall).	
3-6-PHI 29	(13:51) (Shotgun) <i>PENALTY on GB-N.Perry, Neutral Zone Infraction, 5 yards, enforced at PHI 29 - No Play.</i>	
3-1-PHI 34	(13:42) W.Smallwood up the middle to PHI 43 for 9 yards (Q.Rollins).	R13
<u>1-10-PHI 43</u>	(12:58) W.Smallwood right end to GB 48 for 9 yards (D.Randall).	
2-1-GB 48	(12:11) W.Smallwood right end to GB 45 for 3 yards (J.Thomas).	R14
<u>1-10-GB 45</u>	(11:32) (Shotgun) C.Wentz pass incomplete short right to Z.Ertz [D.Jones].	
2-10-GB 45	(11:28) (Shotgun) C.Wentz pass deep middle intended for Z.Ertz INTERCEPTED by H.Clinton-Dix at GB 16. H.Clinton-Dix to GB 28 for 12 yards (D.Green-Beckham).	

Green Bay Packers at 11:20

1-10-GB 28	(11:20) A.Rodgers pass deep right to D.Adams to PHI 22 for 50 yards (L.McKelvin).	P14
<u>1-10-PHI 22</u>	(10:29) C.Michael left end to PHI 18 for 4 yards (J.Hicks).	
2-6-PHI 18	(9:43) A.Rodgers pass short right to J.Nelson to PHI 15 for 3 yards (L.McKelvin).	
3-3-PHI 15	(9:01) (Shotgun) A.Rodgers pass incomplete short right [J.Hicks].	
4-3-PHI 15	(8:51) M.Crosby 33 yard field goal is GOOD, Center-B.Goode, Holder-J.Schum.	

GB 17 PHI 10, 5 plays, 57 yards, 2:32 drive, 6:12 elapsed
--

M.Crosby kicks 65 yards from GB 35 to end zone, Touchback.

Philadelphia Eagles at 8:48

1-10-PHI 25	(8:48) (Shotgun) C.Wentz pass short right to T.Burton to PHI 26 for 1 yard (D.Randall).	
2-9-PHI 26	(8:22) (No Huddle, Shotgun) C.Wentz pass short right to D.Sproles pushed ob at PHI 31 for 5 yards (D.Randall).	
3-4-PHI 31	(7:59) (No Huddle, Shotgun) C.Wentz pass short right to D.Sproles to PHI 39 for 8 yards (D.Randall).	P15
<u>1-10-PHI 39</u>	(7:40) (No Huddle, Shotgun) D.Sproles left tackle to PHI 40 for 1 yard (L.Guion).	
2-9-PHI 40	(7:11) (No Huddle, Shotgun) C.Wentz pass incomplete short left to D.Sproles.	
3-9-PHI 40	(7:07) (Shotgun) C.Wentz pass short left to Z.Ertz to GB 44 for 16 yards (H.Clinton-Dix).	P16
<u>1-10-GB 44</u>	(6:38) (No Huddle, Shotgun) C.Wentz pass short middle to K.Barner to GB 34 for 10 yards (J.Elliott).	P17
<u>1-10-GB 34</u>	(6:09) (No Huddle, Shotgun) K.Barner up the middle to GB 32 for 2 yards (J.Thomas).	
2-8-GB 32	(5:33) (No Huddle, Shotgun) C.Wentz pass incomplete short right to Z.Ertz.	
3-8-GB 32	(5:30) (Shotgun) C.Wentz pass incomplete short left to D.Green-Beckham (N.Perry).	
4-8-GB 32	(5:26) C.Sturgis 50 yard field goal is GOOD, Center-J.Dorenbos, Holder-D.Jones.	

GB 17 PHI 13, 11 plays, 43 yards, 3:27 drive, 9:39 elapsed

C.Sturgis kicks 65 yards from PHI 35 to end zone, Touchback.

Green Bay Packers at 5:21

1-10-GB 25	(5:21) J.Starks left end to GB 25 for no gain (B.Graham).	
2-10-GB 25	(4:49) (Shotgun) A.Rodgers pass short left to A.Ripkowski to GB 31 for 6 yards (N.Bradham).	
3-4-GB 31	(4:02) (Shotgun) A.Rodgers pass incomplete short right to J.Cook [F.Cox].	
	<i>PENALTY on PHI-F.Cox, Roughing the Passer, 15 yards, enforced at GB 31 - No Play.</i>	X15
<u>1-10-GB 46</u>	(3:58) (Shotgun) J.Starks right end pushed ob at PHI 49 for 5 yards (J.Mills). PHI-M.Smith was injured during the play.	
2-5-PHI 49	(3:27) (No Huddle, Shotgun) A.Rodgers pass short right to J.Starks to PHI 46 for 3 yards (J.Hicks).	
3-2-PHI 46	(2:46) (Shotgun) A.Rodgers pass short right to J.Nelson to PHI 39 for 7 yards (J.Mills).	P16
<u>1-10-PHI 39</u>	(2:09) (No Huddle, Shotgun) A.Rodgers pass short right to J.Cook to PHI 37 for 2 yards (J.Mills). Philadelphia challenged the pass completion ruling, and the play was REVERSED.	
	(No Huddle, Shotgun) A.Rodgers pass incomplete short right to J.Cook (J.Mills).	
2-10-PHI 39	(2:05) (Shotgun) A.Rodgers pass short left to J.Starks to PHI 34 for 5 yards (M.Jenkins).	
3-5-PHI 34	(1:20) (Shotgun) A.Rodgers pass short left to J.Starks to PHI 26 for 8 yards (N.Carroll; N.Bradham).	P17
<u>1-10-PHI 26</u>	(:32) (Shotgun) J.Starks left tackle to PHI 26 for no gain (V.Curry; B.Allen).	

END OF QUARTER

	Score	Time Poss	First Downs				Efficiencies	
			R	P	X	T	3 Down	4 Down
Green Bay Packers	17	7:53	0	3	1	4	2/3	0/0
Philadelphia Eagles	13	7:07	2	3	0	5	3/4	0/0

Fourth Quarter

11/28/2016

Play By Play

Green Bay Packers continued.

2-10-PHI 26	(15:00) (Shotgun) A.Rodgers pass incomplete short right to J.Nelson [V.Curry].	
3-10-PHI 26	(14:55) (Shotgun) A.Rodgers pass short left to D.Adams to PHI 3 for 23 yards (C.Barwin).	P18
<u>1-3-PHI 3</u>	(14:05) (Shotgun) A.Rodgers pass incomplete short left [V.Curry]. <i>PENALTY on PHI-N.Carroll, Defensive Holding, 2 yards, enforced at PHI 3 - No Play.</i>	X19
<u>1-1-PHI 1</u>	(13:59) (Shotgun) A.Rodgers pass incomplete short left to D.Adams.	
2-1-PHI 1	(13:56) (Shotgun) A.Ripkowski up the middle for 1 yard, TOUCHDOWN. M.Crosby extra point is GOOD, Center-B.Goode, Holder-J.Schum.	R20

GB 24 PHI 13, 13 plays, 75 yards, 2 penalties, 6:28 drive, 1:07 elapsed

M.Crosby kicks 65 yards from GB 35 to end zone, Touchback.

Philadelphia Eagles at 13:53

1-10-PHI 25	(13:53) (Shotgun) C.Wentz pass short right to D.Sproles to GB 34 for 41 yards (L.Gunter). <i>PENALTY on PHI-D.Green-Beckham, Offensive Pass Interference, 10 yards, enforced at PHI 25 - No Play.</i>	
1-20-PHI 15	(13:28) (Shotgun) C.Wentz pass short right to W.Smallwood to PHI 25 for 10 yards (C.Matthews).	
2-10-PHI 25	(12:56) (No Huddle, Shotgun) C.Wentz pass incomplete short left to T.Burton.	
3-10-PHI 25	(12:52) (Shotgun) C.Wentz scrambles right end to PHI 32 for 7 yards (D.Randall). <i>PENALTY on GB-J.Peppers, Face Mask (15 Yards), 15 yards, enforced at PHI 32.</i>	X18
<u>1-10-PHI 47</u>	(12:24) (Shotgun) C.Wentz pass short left to D.Sproles to GB 36 for 17 yards (M.Daniels).	P19
<u>1-10-GB 36</u>	(11:50) (No Huddle, Shotgun) C.Wentz pass short right to T.Burton to GB 36 for no gain (M.Burnett).	
2-10-GB 36	(11:18) (No Huddle, Shotgun) C.Wentz Aborted. J.Kelce FUMBLES at GB 42, recovered by PHI-C.Wentz at GB 44. C.Wentz sacked at GB 46 for -10 yards (C.Matthews).	
3-20-GB 46	(10:32) (No Huddle, Shotgun) C.Wentz pass incomplete deep middle to B.Treggs (D.Randall).	
4-20-GB 46	(10:26) D.Jones punts 34 yards to GB 12, Center-J.Dorenbos. R.Cobb MUFFS catch, and recovers at GB 15. R.Cobb to GB 15 for no gain (C.Maragos). <i>PENALTY on GB-J.Janis, Defensive Holding, 7 yards, enforced at GB 15.</i>	

Green Bay Packers at 10:18

1-10-GB 8	(10:18) (Shotgun) A.Ripkowski left end to GB 11 for 3 yards (B.Graham). <i>PENALTY on GB-L.Taylor, Offensive Holding, 4 yards, enforced at GB 8 - No Play.</i>	
1-14-GB 4	(9:52) (Shotgun) J.Starks left tackle to GB 4 for no gain (R.McLeod).	
2-14-GB 4	(9:10) (Shotgun) A.Rodgers pass short right to A.Ripkowski to GB 13 for 9 yards (M.Jenkins).	
3-5-GB 13	(8:28) (Shotgun) <i>PENALTY on PHI-B.Graham, Neutral Zone Infraction, 5 yards, enforced at GB 13 - No Play.</i>	X21
<u>1-10-GB 18</u>	(8:03) (Shotgun) J.Starks left end to GB 24 for 6 yards (N.Bradham).	
2-4-GB 24	(7:22) (Shotgun) A.Rodgers pass short right to J.Nelson to GB 30 for 6 yards (J.Mills).	P22
<u>1-10-GB 30</u>	(6:37) (Shotgun) J.Starks right end to GB 28 for -2 yards (V.Curry). Timeout #1 by GB at 05:51.	
2-12-GB 28	(5:51) (Shotgun) A.Rodgers pass incomplete deep right to J.Nelson (J.Mills).	
3-12-GB 28	(5:45) (Shotgun) A.Rodgers pass deep right to J.Nelson to 50 for 22 yards (J.Watkins).	P23
<u>1-10-50</u>	(4:56) (Shotgun) J.Starks right tackle to PHI 42 for 8 yards (V.Curry).	
2-2-PHI 42	(4:10) (Shotgun) J.Starks right tackle to PHI 40 for 2 yards (V.Curry).	R24
<u>1-10-PHI 40</u>	(3:25) (Shotgun) J.Starks right end to PHI 40 for no gain (B.Graham; F.Cox). Timeout #1 by PHI at 03:20.	
2-10-PHI 40	(3:20) (Shotgun) A.Rodgers pass short right to J.Nelson to PHI 27 for 13 yards (R.McLeod). <i>PENALTY on GB-C.Linsley, Offensive Holding, 10 yards, enforced at PHI 40 - No Play.</i>	
2-20-50	(3:13) (Shotgun) A.Ripkowski up the middle to PHI 48 for 2 yards. Timeout #2 by PHI at 03:07.	
3-18-PHI 48	(3:03) (Shotgun) A.Rodgers pass short left to D.Adams to PHI 40 for 8 yards (N.Carroll).	
4-10-PHI 40	(3:03) (Punt formation) <i>PENALTY on PHI, Defensive 12 On-field, 5 yards, enforced at PHI 40 - No Play.</i> Timeout #2 by GB at 03:03.	
4-5-PHI 35	(3:03) (Shotgun) A.Rodgers pass deep right to J.Nelson ran ob at PHI 14 for 21 yards.	P25
<u>1-10-PHI 14</u>	(2:58) (Shotgun) A.Ripkowski right end to PHI 16 for -2 yards (N.Bradham). Timeout #3 by PHI at 02:53.	
2-12-PHI 16	(2:53) (Shotgun) J.Starks right end to PHI 15 for 1 yard (R.McLeod; M.Jenkins).	

Green Bay Packers vs Philadelphia Eagles at Lincoln Financial Field

3-11-PHI 15 (2:09) (Shotgun) J.Starks left end to PHI 14 for 1 yard (J.Hicks; B.Graham).

Two-Minute Warning

4-10-PHI 14 (2:00) **M.Crosby 32 yard field goal is GOOD, Center-B.Goode, Holder-J.Schum.**

GB 27 PHI 13, 17 plays, 78 yards, 2 penalties, 8:21 drive, 13:03 elapsed

M.Crosby kicks 64 yards from GB 35 to PHI 1. K.Barner to PHI 13 for 12 yards (J.Hawkins).

Philadelphia Eagles at 1:57, (1st play from scrimmage 1:52)

1-10-PHI 13 (1:52) (Shotgun) C.Wentz pass deep left to D.Green-Beckham pushed ob at PHI 37 for 24 yards (L.Gunter).

P20

Penalty on GB-C.Matthews, Defensive Holding, declined.

1-10-PHI 37 (1:45) (No Huddle, Shotgun) C.Wentz pass incomplete deep left to D.Green-Beckham.

2-10-PHI 37 (1:42) (Shotgun) C.Wentz sacked at PHI 29 for -8 yards (J.Peppers).

Penalty on PHI-A.Barbre, Offensive Holding, declined.

3-18-PHI 29 (1:35) (Shotgun) C.Wentz sacked at PHI 18 for -11 yards (N.Perry).

4-29-PHI 18 (1:05) (No Huddle, Shotgun) C.Wentz pass short left to D.Sproles to PHI 32 for 14 yards (M.Burnett).

Green Bay Packers at 0:53

1-10-PHI 32 (:53) A.Rodgers kneels to PHI 33 for -1 yards.

2-11-PHI 33 (:37) A.Rodgers kneels to PHI 34 for -1 yards.

END OF QUARTER

	Score	Time Poss	First Downs				Efficiencies	
			R	P	X	T	3 Down	4 Down
Green Bay Packers	27	10:21	2	4	2	8	2/4	1/1
Philadelphia Eagles	13	4:39	0	2	1	3	0/3	0/1

Miscellaneous Statistics Report

Green Bay Packers vs Philadelphia Eagles
11/28/2016 at Lincoln Financial Field

Ten Longest Plays for Green Bay Packers

Yards	Qtr	Play Start	Play Description
50	3	1-10-GB 28	(11:20) A.Rodgers pass deep right to D.Adams to PHI 22 for 50 yards (L.McKelvin).
23	4	3-10-PHI 26	(14:55) (Shotgun) A.Rodgers pass short left to D.Adams to PHI 3 for 23 yards (C.Barwin).
22	4	3-12-GB 28	(5:45) (Shotgun) A.Rodgers pass deep right to J.Nelson to 50 for 22 yards (J.Watkins).
21	4	4-5-PHI 35	(3:03) (Shotgun) A.Rodgers pass deep right to J.Nelson ran ob at PHI 14 for 21 yards.
20	2	1-10-PHI 20	(15:00) A.Rodgers pass deep left to D.Adams for 20 yards, TOUCHDOWN.
16	1	3-1-GB 34	(13:41) A.Rodgers scrambles right end ran ob at 50 for 16 yards.
13	1	2-8-GB 39	(2:07) (Shotgun) A.Rodgers pass short right to J.Nelson to PHI 48 for 13 yards (L.McKelvin).
12	1	1-10-50	(13:15) (Shotgun) A.Rodgers pass short left to R.Cobb to PHI 38 for 12 yards (M.Jenkins).
12	1	1-10-PHI 12	(9:55) (Shotgun) A.Rodgers pass short right to D.Adams for 12 yards, TOUCHDOWN.
11	1	1-10-PHI 31	(:22) (Shotgun) A.Rodgers pass short right to R.Cobb to PHI 20 for 11 yards (J.Watkins).

Ten Longest Plays for Philadelphia Eagles

Yards	Qtr	Play Start	Play Description
24	1	1-10-GB 43	(6:27) C.Wentz pass deep middle to D.Green-Beckham to GB 19 for 24 yards (J.Thomas).
24	4	1-10-PHI 13	(1:52) (Shotgun) C.Wentz pass deep left to D.Green-Beckham pushed ob at PHI 37 for 24 yards (L.Gunter).
22	4	3-10-PHI 25	(12:52) (Shotgun) C.Wentz scrambles right end to PHI 32 for 7 yards (D.Randall).
20	2	2-9-PHI 2	(2:49) C.Wentz pass deep left to J.Matthews to PHI 22 for 20 yards (D.Randall). PHI-J.Matthews was injured during the play.
17	2	1-10-PHI 14	(14:48) C.Wentz pass short right to J.Matthews to PHI 31 for 17 yards (M.Burnett).
17	2	3-6-PHI 26	(1:48) (Shotgun) C.Wentz scrambles right end ran ob at PHI 43 for 17 yards.
17	4	1-10-PHI 47	(12:24) (Shotgun) C.Wentz pass short left to D.Sproles to GB 36 for 17 yards (M.Daniels).
16	3	3-9-PHI 40	(7:07) (Shotgun) C.Wentz pass short left to Z.Ertz to GB 44 for 16 yards (H.Clinton-Dix).
13	1	2-8-PHI 33	(7:56) (Shotgun) C.Wentz pass short right to D.Green-Beckham ran ob at PHI 46 for 13 yards (M.Hyde).
13	2	2-24-PHI 8	(1:54) (Shotgun) C.Wentz pass short left to Z.Ertz to PHI 21 for 13 yards (M.Burnett).

Touchdown Scoring Information

		Offense	Defense	Special Teams
VISITOR	Green Bay Packers	3	0	0
HOME	Philadelphia Eagles	1	0	0

Player Scoring Information

Club	Player	TD	Rush TD	Rec TD	KO TD	Punt TD	Int TD	Fum TD	Misc TD	FG	XP	2Pt Rush	2Pt Rec	Sfty	Points
GB	D.Adams	0	0	2	0	0	0	0	0	0	0	0	0	0	12
GB	M.Crosby	0	0	0	0	0	0	0	0	2	3	0	0	0	9
GB	A.Ripkowski	0	1	0	0	0	0	0	0	0	0	0	0	0	6
PHI	C.Sturgis	0	0	0	0	0	0	0	0	2	1	0	0	0	7
PHI	C.Wentz	0	1	0	0	0	0	0	0	0	0	0	0	0	6

Possession Detail

	First Half		Second Half		Game	
	Visitor	Home	Visitor	Home	Visitor	Home
Largest Lead	7	0	14	0	14	0
Drives Leading	2	0	4	0	6	0
Time of Possession Leading	8:13	0:00	18:14	0:00	26:27	0:00
Largest Deficit	0	-7	0	-14	0	-14
Drives Trailing	0	3	0	4	0	7
Time of Possession Trailing	0:00	12:51	0:00	11:46	0:00	24:37
Times Score Tied Up		1		0		1
Lead Changes		2		0		2

Playtime Percentage

Percent of playtime per player on offense, defense and special teams

Green Bay Packers

Philadelphia Eagles

		Offense	Defense	Special Teams				Offense	Defense	Special Teams	
J Spriggs	T	71	100%	6	27%	A Barbre	G	59	100%	3	14%
B Bulaga	T	71	100%	6	27%	S Wisniewski	C	59	100%	3	14%
L Taylor	G	71	100%	5	23%	I Seumalo	G	59	100%	3	14%
D Bakhtiari	T	71	100%	2	9%	J Kelce	C	59	100%		
C Linsley	C	71	100%			J Peters	T	59	100%		
A Rodgers	QB	71	100%			C Wentz	QB	59	100%		
J Nelson	WR	64	90%			Z Ertz	TE	55	93%	9	41%
D Adams	WR	64	90%			D Green-Beckham	WR	48	81%		
R Cobb	WR	56	79%	3	14%	B Treggs	WR	44	75%		
J Starks	RB	54	76%	2	9%	D Sproles	RB	31	53%	2	9%
J Cook	TE	33	46%	1	5%	J Matthews	WR	24	41%		
R Rodgers	TE	26	37%	5	23%	P Turner	WR	23	39%		
A Ripkowski	FB	25	35%	10	45%	W Smallwood	RB	22	37%	6	27%
T Montgomery	WR	16	23%	11	50%	B Celek	TE	20	34%	9	41%
J Janis	WR	6	8%	14	64%	T Burton	TE	19	32%	14	64%
G Allison	WR	5	7%			K Barner	RB	6	10%	8	36%
J Kerridge	FB	3	4%	5	23%	M Tobin	G	2	3%	3	14%
C Michael	RB	2	3%			B Allen	DT	1	2%	25	35%
K Murphy	T	1	1%			M Jenkins	SS			71	100%
M Burnett	SS			59	100%	J Hicks	LB			71	100%
J Thomas	LB			59	100%	R McLeod	FS			71	100%
H Clinton-Dix	FS			58	98%	N Bradham	LB			71	100%
D Randall	CB			57	97%	1	5%	N Carroll	CB	67	94%
L Gunter	CB			55	93%	5	23%	J Watkins	SS	58	82%
N Perry	LB			53	90%	2	9%	F Cox	DT	57	80%
Q Rollins	CB			46	78%	2	9%	B Graham	DE	54	76%
C Matthews	LB			44	75%	1	5%	C Barwin	DE	49	69%
J Peppers	LB			43	73%	8	36%	J Mills	CB	49	69%
M Hyde	SS			39	66%	12	55%	B Logan	DT	44	62%
M Daniels	DT			38	64%	3	14%	V Curry	DE	31	44%
L Guion	NT			32	54%	5	23%	L McKelvin	CB	24	34%
D Jones	LB			28	47%	13	59%	D Vaeao	DT	14	20%
K Clark	DT			13	22%	3	14%	M Kendricks	LB	13	18%
M Pennel	DT			11	19%	5	23%	M Smith	DE	11	15%
J Elliott	LB			10	17%	15	68%	S Tulloch	LB	1	1%
C Bradford	LB			3	5%	13	59%	C Maragos	FS		
K Brice	FS			14	64%	14	64%	B Braman	DE		
M Evans	SS			12	55%	12	55%	T Brooks	SS		
M Crosby	K			11	50%	11	50%	N Goode	LB		
J Hawkins	CB			9	41%	9	41%	K Grugier-Hill	LB		
B Goode	LS			7	32%	7	32%	C Sturgis	K		
J Schum	P			7	32%	7	32%	J Dorenbos	LS		
D Barclay	T			5	23%	5	23%	D Jones	P		
T Davis	WR			1	5%	1	5%	J Andrews	G		

