

# SAN DIEGO CHARGERS

## GAME RELEASE

4020 MURPHY CANYON ROAD, SAN DIEGO, CA 92123 | 858-874-4500 | WWW.CHARGERS.COM | @CHARGERS

CONTACTS: BILL.JOHNSTON@CHARGERS.NFL.COM | SCOTT.YOFFE@CHARGERS.NFL.COM | JENNIFER.ROJAS@CHARGERS.NFL.COM | JAMAAL.LAFRANCE@CHARGERS.NFL.COM



## SAN DIEGO CHARGERS (5-6) vs. TAMPA BAY BUCCANEERS (6-5)

Sunday, December 4, 2016 — 1:25 p.m. PT

Qualcomm Stadium (70,000) — San Diego, California

### 2016 SCHEDULE & RESULTS

#### REGULAR SEASON

Sun.	Sept. 11	at Kansas City	Arrowhead Stadium	L	27-33 (OT)
<b>Sun.</b>	<b>Sept. 18</b>	<b>JACKSONVILLE</b>	<b>Qualcomm Stadium</b>	<b>W</b>	<b>38-14</b>
Sun.	Sept. 25	at Indianapolis	Lucas Oil Stadium	L	22-26
Sun.	Oct. 2	NEW ORLEANS	Qualcomm Stadium	L	34-35
Sun.	Oct. 9	at Oakland	O.co Coliseum	L	31-34
<b>Thur.</b>	<b>Oct. 13</b>	<b>DENVER</b>	<b>Qualcomm Stadium</b>	<b>W</b>	<b>21-13</b>
<b>Sun.</b>	<b>Oct. 23</b>	<b>at Atlanta</b>	<b>Georgia Dome</b>	<b>W</b>	<b>33-30 (OT)</b>
Sun.	Oct. 30	at Denver	Sports Authority Field	L	19-27
<b>Sun.</b>	<b>Nov. 6</b>	<b>TENNESSEE</b>	<b>Qualcomm Stadium</b>	<b>W</b>	<b>43-35</b>
Sun.	Nov. 13	MIAMI	Qualcomm Stadium	L	24-31
		<b>BYE</b>			
<b>Sun.</b>	<b>Nov. 27</b>	<b>at Houston</b>	<b>NRG Stadium</b>	<b>W</b>	<b>21-13</b>
<b>Sun.</b>	<b>Dec. 4</b>	<b>TAMPA BAY</b>	<b>Qualcomm Stadium</b>	<b>*1:25 p.m. FOX</b>	
Sun.	Dec. 11	at Carolina	Bank of America Stadium	*10:00 a.m.	FOX
<b>Sun.</b>	<b>Dec. 18</b>	<b>OAKLAND</b>	<b>Qualcomm Stadium</b>	<b>*1:25 p.m. CBS</b>	
Sat.	Dec. 24	at Cleveland	FirstEnergy Stadium	10:00 a.m.	CBS
<b>Sun.</b>	<b>Jan. 1</b>	<b>KANSAS CITY</b>	<b>Qualcomm Stadium</b>	<b>*1:25 p.m. CBS</b>	

\*Subject to Flexible Scheduling

Home games in **BOLD CAPS**

### TELEVISION AND RADIO COVERAGE

**FOX SPORTS (Fox 5 in San Diego)** — Sam Rosen (play-by-play), David Diehl (analyst) and Holly Sonders (reporter)



**Spanish Radio — Pulsar 107.3 FM (San Diego)** — Jorge Villanueva (play-by-play) and Tony Alvarez (analyst)



**Rock 105.3 FM, XTRA Sports 1360 AM (San Diego) & KLAC 570 AM (Los Angeles & Orange County)** — Josh Lewin (play-by-play),



Nick Hardwick (analyst) and Mike Costa (reporter) — The Chargers radio network includes KATY 101.3 FM in Temecula and the Inland Empire; KNWH 1250 AM in the Yucca Valley; KNWZ 94.3 FM in Palm Springs; KAVL 610 AM in Palm-dale and Lancaster; KRAK 910 AM in Victorville and Hesperia; KRLV 1340 AM in Las Vegas; KXO 107.5 FM in the Imperial Valley and Yuma, Arizona, and Sirius Satellite Radio. Network stations are subject to change.

**Chargers.com** — All Chargers radio broadcasts are streamed live on www.chargers.com. Broadcasts will begin two hours before kickoff and continue for 90 minutes after the game ends.



### PRACTICE & MEDIA SCHEDULE

Wed. Nov. 30 Practice 12:00-1:30 p.m.  
Conf. Calls: **Mike Evans** (9:35 a.m. PT) & **Dirk Koetter** (9:45 a.m. PT)

Thurs. Dec. 1 Practice 11:05-12:30 p.m.

Fri. Dec. 2 Practice 10:35-11:35 a.m.

The first 30 minutes approx. (stretch and individual) are open to local media. Head Coach **Mike McCoy** will be available after practice and the locker room will be open for 45 minutes. Quarterback **Philip Rivers** will be available at the podium on Wednesday. It will be Rivers' only availability for the week.

### FOR IMMEDIATE RELEASE

TUESDAY, NOVEMBER 29, 2016

The San Diego Chargers, winners of four of their last six games, return home after a 21-13 win over the AFC South-leading Houston Texans to host the Tampa Bay Buccaneers at Qualcomm Stadium on Sunday, Dec. 4. Kickoff is 1:25 p.m. PT. The Chargers are 3-2 at home this season and have won two of their last three at The Q.

Tampa Bay, 6-5 and in second place in the NFC South, comes to San Diego riding a three-game winning streak that includes victories over Chicago (36-10), Kansas City (19-17) and Seattle (14-5). Tampa Bay is 4-1 on the road this season and has won three straight.

FOX Sports (Fox 5 in San Diego) will televise the game with veteran play-by-play man **Sam Rosen** and former NFL offensive lineman **David Diehl** calling the game from the booth, while **Holly Sonders** reports from the field.



At 5-6 the Chargers are still within two games among a host of teams contending for potential playoff spots, including Denver (7-4). The Bolts are currently fourth in the AFC West behind Oakland (9-2), Kansas City (8-3) and Broncos.

### CHARGERS POSTGAME NOTES FROM WEEK 12 AT HOUSTON

- The Chargers won 21-13 as **Philip Rivers** threw three touchdown passes, one each to **Tyrell Williams**, **Dontrelle Inman** and **Hunter Henry**.
- San Diego's defense, the NFL's only unit with at least one takeaway in every game this season, had a season-high four takeaways against Houston.
- **Rivers** passed for 242 yards and in the process crossed the 3,000-yard threshold for an 11th-consecutive season, tying for the fourth-longest streak in NFL history.
- **Inman** had 119 yards receiving, including a 52-yard touchdown catch. It was the second-highest single-game total of his career.
- **Williams** caught a touchdown pass in his third-straight game.
- **Dwight Lowery** had his first interception as a Charger and the 17th of his career.
- **Damion Square**, a Houston native, recorded the first sack of his NFL career, a shared sack with **Joey Bosa**, while also adding a tackle for loss. Bosa led the Bolts with two tackles for loss.
- **Casey Hayward** had an interception with the game tied 7-7 and the Chargers converted the pick into a touchdown for a 14-7 lead they would not relinquish. The interception was Hayward's sixth of the season, which is the most by a Chargers defender since 2011, and it tied his career high that he set as a rookie in 2012 with the Green Bay Packers.
- **Hayward** also paced the squad with three passes defended.
- **Dexter McCoil** ended the game with the first interception of his NFL career in the end zone as time expired.

### WHAT TO WATCH FOR VS. THE BUCCANEERS

- **Antonio Gates** is expected to play in his 200th career game on Sunday. When he does so, he'll tie **Junior Seau** and **Russ Washington** for the most games played by a full-time position player in franchise history. The only player to appear in more games is former long snapper **David Binn**, who played in 256 career games.
- Center **Matt Sluson** is expected to play in his 100th career game on Sunday.
- **Gates** has 109 career touchdown catches, second all-time among tight ends. He needs two to tie **Tony Gonzalez** (111) for most all-time at the position.
- **Gates** has a touchdown catch in three of the Chargers' last four games.

- **Philip Rivers** comes into Sunday's game with 44,575 career passing yards, 13th all-time. He needs 37 yards to pass **Drew Bledsoe** (44,611) for 12th all-time.
- **Rivers** has completed 12 passes this season of 40 yards or longer, second in the NFL to Atlanta's **Matt Ryan** (14). Rivers needs just three more 40-plus yard completions to set a new career high. In 2010, he led the NFL with 14.
- **Rivers** next 300-yard passing game will be the 51st of his career, which would tie **Dan Fouts'** franchise record.
- **Melvin Gordon** leads the Chargers with nine rushing touchdowns and he needs one more to record the 16th season with 10 or more rushing touchdowns in franchise history and the first of his career. **Mike Tolbert** (2010) was the last to do so. Gordon's 11 total touchdowns, including two touchdown catches, are tied for fourth in the NFL.
- **Gordon** is the NFL's fourth-leading rusher with 908 yards this season. He needs just 92 more for the 20th 1,000-yard rushing season in franchise history and first since **Ryan Mathews** had 1,255 in 2013.
- **Gordon** has three 40-plus yard rushes this season, tied with Miami's **Jay Ajayi** and Cincinnati's **Jeremy Hill** for most in the NFL.
- Should **Gordon** top 1,000 yards and 10 touchdowns, he'd become just the 11th player in franchise history and first since **LaDainian Tomlinson** in 2008 to reach both benchmarks in a single season.
- **Gordon** has 1,273 total yards from scrimmage this season (908 rushing and 365 receiving), to rank fourth in the NFL. Gordon is the 68th player in franchise history to go over 1,000 yards in a season, the 53rd to go over 1,100 and the 38th to reach 1,200. With 27 more, he'll become just 24th player to top 1,300 and with 127 more, he'll become just the 17th player to top 1,400 yards. Tomlinson set the franchise single-season mark (2,370) in 2003. At his current rate of 115.7 yards per game, Gordon would finish the year with 1,851 scrimmage yards, which would be the fifth highest for a season in franchise history.
- **Tyrell Williams** has a touchdown catch in the Chargers' last three games.
- **Williams** leads the Chargers with a 15.5-yard receiving average (min. 10 rec.). His 10 catches this season of 25 yards or longer is tied for second-most in the League.
- **Hunter Henry** has a touchdown catch in five of the last seven games.
- **The Chargers** are averaging 28.4 points per game in 2016, fourth in the NFL. If the season were to end today, it would mark the sixth-highest average in franchise history. The all-time mark (32.0) was set by the 1982 squad during the nine-game strike-shortened season. The team mark for a full 16-game season is 30.8, set in 2006. Those are the only two times the Chargers have averaged more than 30.0 points per game.
- **The Chargers** have scored 30 or more points this season five times, tied with Carolina, Dallas, New England, New Orleans and Oakland for fourth in the NFL. Only Atlanta (seven), New Orleans (six) and Oakland (six) have more 30-point games.
- **Casey Hayward** has tied his career high and he leads the NFL with six interceptions. With one more, he'll set a new career high. His six are the most by a Chargers defender since 2011 (seven). The franchise season record (10) was set by **Antonio Cromartie** in 2007. Hayward has a pick in three of the Chargers' last four games.
- Ten of the Chargers' 11 games this season have been decided by eight points or less, second in the NFL behind only Detroit (11).
- **The Chargers** are the only team in the NFL with a takeaway in every game this season. The Bolts had a season-high four last Sunday in Houston.
- **The Chargers** have 23 total takeaways this season, second in the NFL behind Kansas City's 24. The Bolts' 14 interceptions lead the league, while the Chargers' nine fumble recoveries are tied for fifth. The Chargers have scored 65 points following takeaways this season, fifth in the NFL.
- The Chargers have scored defensive touchdowns in three games this season. All-time, the Chargers are 88-39 in games when they score a defensive touchdown and 25-17 since 2000.
- **The Chargers** are tied with New England for the NFL lead with six touchdowns on their first offensive possession this season, including four of their last six.

- **The Chargers** also rank near the top of the league on their first offensive possession of the second half, tying for fourth in the NFL with 37 points. The Chargers have five TDs and one FG on their opening drive of the third quarter.
- **The Chargers** own the NFL's sixth-leading rush defense (89.8 yards per game) and have held eight of their 11 opponents this season to less than 100 yards on the ground.
- The Bolts have held three of the NFL's top seven rushers this season in check. In Week 9, the Chargers held Tennessee's **DeMarco Murray**, the League's second-leading rusher, to 51 yards on 14 carries. Last week in Houston, the Chargers held Houston's **Lamar Miller**, the League's fifth-leading rusher, to 57 yards on 19 carries. And in Week 10, the Chargers held Miami's **Jay Ajayi**, the League's seventh-leading rusher, to 79 yards on 19 carries.
- **Josh Lambo** has hit 47 career field goals, seventh in franchise history. Lambo needs three more to reach 50 and move into a tie for sixth on the franchise's all-time list with **George Blair** (1961-64). Lambo has hit 21 field goals this season and 32 of 35 point after tries. His 95 total points are fifth in the NFL.
- **Lambo's** had 55 of his 69 kickoffs go for touchbacks, most in the NFL.

### FAMILIAR FACES

The Chargers have numerous players with connections to the state of Florida. Safety **Jahleel Addae** is a native of Valrico, Florida (Riverview High School). Wide receiver and kick returner **Travis Benjamin** and inside linebacker **Jatavis Brown** are both natives of Belle Glade, Florida and both prepped at Glades Central High School. Defensive end **Joey Bosa** is from Miami. He attended St. Thomas Aquinas High School in Fort Lauderdale. Tight end **Asante Cleveland** played collegiately at Miami, as did inside linebacker **Denzel Perryman** (Coral Gables). Cornerback **Brandon Flowers** and guard **Orlando Franklin** both prepped at Atlantic High School in Delray Beach, Florida. Kicker **Josh Lambo** spent time as a teen training with the U.S. Men's National Soccer Team at their headquarters in Bradenton, Florida. Defensive tackle **Corey Liuget** is from Miami (Hialeah High School). Outside linebacker **Tourek Williams** is from Miami. He attended Norland High School and Florida International University. Wide receiver **Jeremy Butler** is from Sarasota, Florida. He prepped at Booker High School.

Chargers Strength and Conditioning Coach **Kent Johnston** began his NFL career with the Tampa Bay Buccaneers in 1987 as their strength and conditioning coach. Tight Ends Coach **John McNulty** worked as an assistant coach in Tampa Bay in 2013. In Tampa Bay, McNulty was the Buccaneers' quarterbacks coach who saw **Mike Glennon** earn all-rookie honors after recording the season's highest passer rating among rookies while setting team rookie records for passing yards and touchdowns. Area Scout **Justin Sheridan** joined the Chargers in 2014 after spending eight seasons in Tampa Bay as both a college and pro scout. He joined the Buccaneers' staff in 2006 as a pro personnel assistant before being promoted to pro scout in 2008.

Buccaneers' wide receiver **Vincent Jackson** was a second-round pick of the Chargers in 2005. Jackson played seven seasons in San Diego (2005-11), earning Pro Bowl honors after the 2009 and 2011 seasons. Punter **Bryan Anger's** brother, **Michael, Jr.**, played football at San Diego State. Anger is a native of Camarillo, Calif. (Camarillo High School). Offensive lineman **Caleb Benenoch** attended UCLA. Safety **Chris Conte** is from Los Angeles (Loyola High School). Center **Ben Gottschalk** is from Sherman Oaks, Calif. (Notre Dame High School). Quarterback **Ryan Griffin** is from Westlake Village (Chaminade Prep). Center **Joe Hawley** is from Bakersfield. He attended Esperanza High School. Running back **Doug Martin** hails from Stockton, the same hometown as Chargers Owner **Alex Spanos** and Chairman of the Board **Dean Spanos**. Chargers' Presidents **A.G.** and **John Spanos** also were both born in Stockton. Cornerback **Alterraun Verner** is from Orange, Calif. and he attended Mayfair High in Lakewood.

Buccaneers' Defensive Coordinator **Mike Smith** was a graduate assistant at San Diego State in 1982 and the school's linebackers coach from 1983-85. Secondary Coach **John Hoke** coached at SDSU from 1987-88 as defensive backs and special teams coach. Assistant Special Teams Coach **Carlos Polk** is a former special teams captain of the Chargers who played linebacker and special teams from 2001-07 and later spent three years (2010-12) as a special teams assistant coach. Running Backs Coach **Tim Spencer** played running back for the Chargers from 1985-90. Director of College Scouting **Mike Biehl** spent 13 seasons working in the Chargers' scouting department (2001-13).

## PERFORMANCES OF NOTE VS. THE BUCCANEERS

- On Sept. 19, 1976, the Chargers held Tampa Bay to 125 yards of total offense, the eighth-best defensive performance in franchise history. The Chargers limited Tampa Bay to minus four yards rushing and 129 yards passing.
- In 2012, **Antonio Gates** caught the 80th touchdown pass of his career at Tampa Bay. In that same game, **Philip Rivers** passed for a career-high 148 yards in the first quarter and he ended the first half 16 of 18 for 218 yards with three touchdowns for a 156.7 rating.
- In 2008, **Gates**, caught two touchdown passes against the Buccaneers, the 50th and 51st of his career. Gates, playing in his 92nd career game, became the fastest tight end in NFL history to catch 50 scoring passes. In that same game, Gates went over 5,000 receiving yards for his career to become the second-fastest tight end in NFL history to reach that milestone.
- In that '08 game, **Rivers** earned a game ball from ESPN.com after a career-best four touchdown passes in a 41-24 win. In that game, Rivers rallied the Chargers from a 24-20 fourth quarter deficit with a pair of scoring strikes.
- Playing for Atlanta in 2015, **Dwight Lowery** had a late fourth-quarter interception off **Jameis Winston** in a 25-12 win.
- **Rivers** has faced Tampa Bay twice and his 123.7 passer rating is the highest of his career versus any single opponent. In those two games, Rivers has completed 50 of 68 (73.5 percent) for 624 yards with seven touchdowns and just two interceptions.



## CHARGERS-BUCCANEERS SERIES AT A GLANCE

### Chargers 8, Buccaneers 2 (.800)

1976 at San Diego ..... W ..... 23-0	1993 at Tampa Bay ..... W ..... 32-17
1981 at Tampa Bay ..... W ..... 24-23	1996 at San Diego ..... L ..... 17-25
1987 at Tampa Bay ..... W ..... 17-13	2004 at San Diego ..... W ..... 31-24
1990 at San Diego ..... W ..... 41-10	2008 at Tampa Bay ..... W ..... 41-24
1992 at San Diego ..... W ..... 29-14	2012 at Tampa Bay ..... L ..... 24-34

**Current Streak:** Buccaneers won one

**Chargers' record at home vs. the Buccaneers:** 4-1

**Chargers' record on the road vs. the Buccaneers:** 4-1

**Longest Chargers winning streak:** Six games, 1976-93

**Longest Buccaneers winning streak:** One game, 1996 & 2012-current

**Last time at Qualcomm Stadium:** Chargers 31, Buccaneers 24 (12/12/04)

**First Meeting:** Chargers 23, Buccaneers 0 (9/19/76)

**Mike McCoy vs. Tampa Bay:** 0-0

## HEAD COACHES

**Mike McCoy** is in his fourth season as head coach of the Chargers. He has won 27 games, including playoffs, in his first three-plus seasons with the team. He led the Chargers to the playoffs in his first season in 2013 as the Bolts went 9-7 and won four straight and five of their last six to close out the regular season, including a thrilling season-ending overtime win against Kansas City that vaulted the Chargers into the postseason. During that stretch, the Chargers defeated Kansas City twice, and Denver and Oakland once each to finish 4-2 in the AFC West. McCoy then led the Chargers to a Wild Card Playoff win in Cincinnati for the franchise's first playoff victory since 2008. McCoy led the Chargers to a similar 9-7 mark in 2014.



Prior to joining the Chargers, McCoy was the offensive coordinator in Denver from 2010-12; the offensive coordinator and quarterbacks coach in 2009; the quarterbacks and passing game coordinator in Carolina from 2007-08; the quarterbacks coach in Carolina from 2002-06; the wide receivers coach in Carolina in 2001, and the offensive assistant and quarterbacks coach in Carolina in 2000.

**Dirk Koetter** is in his first season as the head coach for the Tampa Bay Buccaneers.



Koetter originally joined Tampa Bay in 2015 as the team's offensive coordinator. Previously, he was the offensive coordinator for the Atlanta Falcons from 2012-14 after spending five seasons (2007-11) as the Jacksonville Jaguars' offensive coordinator.

A native of Pocatello, Idaho, Koetter played quarterback at Idaho State from 1978-1981, helping the Bengals to a Division I-AA national championship as a senior.

Prior to the NFL, Koetter coached collegiately at San Francisco State (1985), Texas-El Paso (1986-88), Missouri (1989-93), Boston College (1994-95) and Oregon (1996-97), before being named head coach at Boise State (1998-00) and Arizona State (2001-06).

## NEVER A DOUBT

On Oct. 23 in Atlanta, the Chargers overcame a 17-point second-quarter deficit to defeat the Falcons 33-30 in overtime. It marked the third year in a row under **Mike McCoy** that the Chargers have overcome a 17-point deficit to win a game. Only four other teams in NFL history have accomplished the feat. Among them, McCoy is only the fourth head coach to win games when trailing by 17 or more with the same team in three straight seasons. The others are the New York Giants' **Steve Owens** (1949-51), New Orleans' **Jim Haslett** (2001-03) and Green Bay's **Mike McCarthy** (2013-15).

## CLOCK MANAGEMENT

On Nov. 6 against Tennessee, the Chargers possessed the ball for a season-high 36:29 in handing the Titans a 43-35 defeat. The Chargers are now 3-1 this season and have won three straight and are 18-4 under **Mike McCoy** (since 2013) in which their time of possession is at least 34:00.



Date	Opponent	Possession	Result	Score
09/15/13	at Philadelphia	40:17	Won	33-30
09/29/13	vs. Dallas	34:03	Won	30-21
10/14/13	vs. Indianapolis	38:31	Won	19-9
10/20/13	at Jacksonville	37:30	Won	24-6
11/10/13	vs. Denver	38:03	Lost	20-28
12/08/13	vs. N.Y. Giants	36:56	Won	37-14
12/12/13	at Denver	38:49	Won	27-20
12/22/13	vs. Oakland	34:42	Won	26-13
12/29/13	vs. Kansas City	37:08	Won	27-24 (OT)
09/14/14	vs. Seattle	42:15	Won	30-21
10/05/14	vs. N.Y. Jets	38:54	Won	31-0
10/12/14	at Oakland	37:02	Won	31-28
11/16/14	vs. Oakland	34:46	Won	13-6
12/20/14	at San Francisco	34:19	Won	38-35 (OT)
09/13/15	vs. Detroit	38:12	Won	33-28
10/18/15	at Green Bay	38:00	Lost	20-27
12/20/15	Miami	38:53	Won	30-14
12/24/15	at Oakland	35:04	Lost	20-23 (OT)
09/11/16	at Kansas City	34:01	Lost	27-33 (OT)
09/18/16	Jacksonville	34:52	Won	38-14
10/23/16	at Atlanta	35:29	Won	33-30 (OT)
11/06/16	Tennessee	36:29	Won	43-35

## MEDICAL REPORT

Every team in the National Football League deals with injuries, but the Chargers have been hit particularly hard by season-ending injuries in 2016. Ten games into the season, the Chargers have already lost their only Pro Bowl player from 2015, their second and fourth-leading rushers from 2015, three of their top four pass catchers from 2015 and the team's leading special teams tackler from 2015. Here's a look at key injuries the Bolts have sustained.



### Training Camp:

**WR Stevie Johnson** (knee) - Fourth-leading receiver in 2015 (45-497-3)

**NT Sean Lissemore** (shoulder)

### Preseason:

**TE Jeff Cumberland** (Achilles)

**RB Branden Oliver** (Achilles) - Fourth-leading rusher in 2015 (31-108-0)

### Regular Season:

**WR Keenan Allen** (knee) - Second-leading receiver in 2015 (67-725-4)

**RB Danny Woodhead** (knee) - Second-leading rusher (98-336-3) and leading receiver (80-755-6) in 2015

**LB Manti Te'o** (Achilles) - Leading tackler (107) in 2015

**CB Jason Verrett** (knee) - Pro Bowl starter in 2015

**ILB Nick Dzubnar** (knee) - Leading special teams tackler (13) in 2015

**DT Caraun Reid** (knee)

**RB-KR Dexter McCluster** (forearm)

**NT Brandon Mebane** (biceps)

**OLB Jerry Attaochu** (foot)

(Allen was injured Week 1 at Kansas City, Woodhead Week 2 vs. Jacksonville, Te'o Week 3 at Indianapolis, Reid Week 7 at Atlanta, Mebane Week 10 vs. Miami and Attaochu Week 12 at Houston)

## JERSEYS OF 2016

The Chargers will wear a total of four different jerseys during the 2016 regular season. The Bolts will wear their white jerseys 10 times, their Powder Blue alternate jerseys twice, their Navy Blue jerseys three times and the NFL Color Rush jerseys Thursday night vs. the Broncos. Here's a look at this year's jerseys and which dates the Bolts will wear each one. Home games are in **bold**.

### White Jerseys

Sun. Sept. 11 at Kansas City

**Sun. Sept. 18 vs. Jacksonville**  
(White Hot Sunday)

Sun. Sept. 25 at Indianapolis

**Sun. Oct. 2 vs. New Orleans**

Sun. Oct. 9 at Oakland

Sun. Oct. 23 at Atlanta

Sun. Oct. 30 at Denver

Sun. Nov. 27 at Houston

Sun. Dec. 11 at Carolina

Sat. Dec. 24 at Cleveland



### Color Rush

**Thur. Oct. 13 vs. Denver**



### Powder Blue

**Sun. Nov. 6 vs. Tennessee**

**Sun. Dec. 18 vs. Oakland**



### Navy Blue

**Sun. Nov. 13 vs. Miami**

**Sun. Dec. 4 vs. Tampa Bay**

**Sun. Jan. 1 vs. Kansas City**



## THE PHILIP RIVERS FILE

**Philip Rivers** is the Chargers' franchise record holder for career passing yards with 44,575. He is currently ranked 13th all-time and needs just 37 more yards to move past **Drew Bledsoe** (44,611) for 12th. Here's a look at where Rivers currently stands on the NFL's all-time list.



Rivers

### NFL ALL-TIME PASSING YARDS

1.	Peyton Manning	71,940
2.	Brett Favre	71,838
3.	Drew Brees	64,490
4.	Dan Marino	61,361
5.	Tom Brady	60,229
6.	John Elway	51,475
7.	Warren Moon	49,325
8.	Eli Manning	47,089
9.	Fran Tarkenton	47,003
10.	Vinny Testaverde	46,233
11.	Ben Roethlisberger	45,740
12.	Drew Bledsoe	44,611
13.	<b>Philip Rivers</b>	<b>44,575</b>

• **Rivers** also owns the highest career completion (3,713) and attempts (5,738) totals in franchise history.

• **Rivers** finished the 2015 season with 4,792 passing yards, second-most in the NFL and the second-most in a season in franchise history. Rivers fell just 10 yards shy of matching **Dan Fouts'** 1981 franchise record of 4,802 yards. Rivers holds eight of the top 10 single-season passing yardage marks in franchise history.

### SINGLE-SEASON PASSING YARDS

1.	Dan Fouts, 1981	4,802
2.	<b>Philip Rivers, 2015</b>	<b>4,792</b>
3.	Dan Fouts, 1980	4,715
4.	<b>Philip Rivers, 2010</b>	<b>4,710</b>
5.	<b>Philip Rivers, 2011</b>	<b>4,624</b>
6.	<b>Philip Rivers, 2013</b>	<b>4,478</b>
7.	<b>Philip Rivers, 2014</b>	<b>4,286</b>
8.	<b>Philip Rivers, 2009</b>	<b>4,254</b>
9.	Dan Fouts, 1979	4,082
10.	<b>Philip Rivers, 2008</b>	<b>4,009</b>

• **Rivers** surpassed 4,500 passing yards for the season for the third time in his career in 2015. They are the most in team history and tied for the fourth-most in NFL history. Meanwhile, Rivers' tally of career 4,000-yard seasons is at seven, a total that ranks fourth in NFL history

### MOST NFL 4,500-YARD SEASONS (PASSING)

1.	Drew Brees	7
2.	Peyton Manning	6
3.	Tom Brady	4
4.	<b>Philip Rivers, Matt Ryan, Matthew Stafford</b>	<b>3</b>

### MOST NFL 4,000-YARD SEASONS (PASSING)

1.	Peyton Manning	14
2.	Drew Brees	10
3.	Tom Brady	8
4.	<b>Philip Rivers</b>	<b>7</b>

• **Rivers** has passed for 3,128 yards this season, his 11th-straight 3,000-yard season, which ties **Eli Manning** (2005-15) for the fourth most-consecutive in NFL history. Manning is 98 yards away from a 12th straight 3,000-yard season.

### MOST CONSECUTIVE 3,000-YARD SEASONS (PASSING)

1.	Brett Favre (1992-09)	18
2.	Drew Brees (2004-16)	13
	Peyton Manning (1998-10)	13
4.	<b>Philip Rivers (2006-15)</b>	<b>10</b>
	Eli Manning (2005-15)	11

• **Rivers** has 23 touchdowns this season, leaving him just two shy of a ninth straight 25-TD season. He is one of only three quarterbacks in NFL history with at least eight-straight 25-touchdown seasons.

### MOST CONSECUTIVE 25-TOUCHDOWN SEASONS (PASSING)

1.	Peyton Manning (1998-2010)	13
2.	Drew Brees (2006-16)	11
3.	<b>Philip Rivers (2008-15)</b>	<b>8</b>

• **Rivers'** 23 touchdown passes this season leave him seven away from a fifth-career 30-TD season. Currently, he is tied with **Dan Marino** and **Tony Romo** for the fourth-most 30-TD seasons in NFL history (four).

### MOST NFL 30-TOUCHDOWN SEASONS (PASSING)

1.	Drew Brees*, Brett Favre, Peyton Manning	9
2.	Tom Brady	6
3.	Aaron Rodgers	5
4.	<b>Philip Rivers, Dan Marino, Tony Romo</b>	<b>4</b>

\*includes 2016

• **Rivers** set new franchise marks and led the NFL in both completions (437) and attempts (661) in 2015. His 661 attempts in 2015 were sixth-most for a season in NFL history. Rivers owns six of the 10 highest pass completion and pass attempt seasons in franchise history.

### CHARGERS SINGLE-SEASON PASS COMPLETIONS

1.	<b>Philip Rivers, 2015</b>	<b>437</b>
2.	<b>Philip Rivers, 2014</b>	<b>379</b>
3.	<b>Philip Rivers, 2013</b>	<b>378</b>
4.	<b>Philip Rivers, 2011</b>	<b>366</b>
5.	Dan Fouts, 1981	360
6.	<b>Philip Rivers, 2010</b>	<b>357</b>
7.	Dan Fouts, 1980	348
8.	<b>Philip Rivers, 2012</b>	<b>338</b>
9.	Dan Fouts, 1979	332
10.	Drew Brees, 2005	323

### CHARGERS SINGLE-SEASON PASS ATTEMPTS

1.	<b>Philip Rivers, 2015</b>	<b>661</b>
2.	Dan Fouts, 1981	609
3.	Dan Fouts, 1980	589
4.	<b>Philip Rivers, 2011</b>	<b>582</b>
5.	<b>Philip Rivers, 2014</b>	<b>570</b>
6.	<b>Philip Rivers, 2013</b>	<b>544</b>
7.	<b>Philip Rivers, 2010</b>	<b>541</b>
8.	Dan Fouts, 1979	530
9.	<b>Philip Rivers, 2012</b>	<b>527</b>
10.	Drew Brees, 2002	526

• **Rivers** is the franchise's all-time leader for touchdown passes (304) and he ranks eighth on the NFL's all-time touchdowns list.

### MOST NFL TOUCHDOWN PASSES (CAREER)

1.	Peyton Manning	539
2.	Brett Favre	508
3.	Drew Brees	458
4.	Tom Brady	446
5.	Dan Marino	420
6.	Fran Tarkenton	342
7.	Eli Manning	314
8.	<b>Philip Rivers</b>	<b>301</b>

- **Rivers** set a franchise record with 34 touchdown passes in 2008. It's no surprise that he owns seven of the top 12 touchdown passing seasons in franchise history.

#### CHARGERS SINGLE-SEASON TOUCHDOWN PASSES

1. Philip Rivers, 2008.....	34
2. Dan Fouts, 1981.....	33
3. Philip Rivers, 2013.....	32
4. Philip Rivers, 2014.....	31
5. Philip Rivers, 2010.....	30
Dan Fouts, 1980.....	30
7. Philip Rivers, 2015.....	29
8. Philip Rivers, 2009.....	28
9. Philip Rivers, 2011.....	27
Drew Brees, 2004.....	27
Dan Fouts, 1985.....	27
John Hadl, 1968.....	27

- On Nov. 13 against Miami, **Rivers** recorded the 50th 300-yard passing game of his career. Rivers now trails **Dan Fouts** by just one for the franchise mark for career 300-yard games.

#### CHARGERS CAREER 300-YARD PASSING GAMES

1. Dan Fouts.....	51
2. Philip Rivers.....	50

- **Rivers** is the Chargers' all-time leader with eight career 400-yard passing games and he's tied for fifth in NFL annals.

#### NFL CAREER 400-YARD PASSING GAMES

1. Drew Brees.....	15
2. Peyton Manning.....	14
3. Dan Marino.....	13
4. Ben Roethlisberger.....	9
5. Philip Rivers, Carson Palmer, Tom Brady.....	8

#### MORE ON PHILIP RIVERS

- **Rivers** has started a franchise-record 171 consecutive regular-season games. It's the NFL's second-longest active streak behind **Eli Manning's** 194.
- **Rivers** has 97 regular-season wins, most by a starting QB in franchise history. He's 97-74 (.567) for his career as a starter.
- **Rivers** has posted a passer rating of 120 or higher 41 times during his career. The Chargers are 36-5 (.878) in those games. He has also posted a rating of 130.0 or higher 22 times and the Chargers are 22-0 in those games.
- **Rivers** is 37-27 (.578) as a starter in regular-season AFC West games. In 64 division games, he's completed 1,295 of 2,066 (62.7 pct.) for 15,750 yards with 100 touchdowns and 60 interceptions for a 90.1 passer rating.
- **Rivers** is one of the NFL's top late-season quarterbacks. Since taking over as the Bolts' starting quarterback in 2006, he has guided the Chargers to a record of 35-13 (.729) in regular-season games played in December and January.
- **Rivers** is not only great in December and January, but in the second half of the season overall. Throughout his career, Rivers is 58-33 (.637) as a starter in games played after Nov. 1 and his 94.0 career passer rating in Games 9-16 of the regular season ranks ninth all-time.
- **Rivers** is a seven-time **AFC Offensive Player of the Week**. His seven AFC POW awards rank second in team history to **LaDainian Tomlinson's** 10.
- **Rivers** is an 11-time **FedEx Air NFL Player of the Week** during his career.

#### RIVERS DOES IT AGAIN

On Oct. 23 at Atlanta, Philip Rivers led the Chargers to a 33-30 come-from-behind victory in overtime. The Chargers trailed the Falcons 27-20 entering the final quarter. The win marked the 22nd fourth-quarter come-from-behind victory of Rivers' illustrious career. Below is a look at all 22 of Rivers' fourth-quarter come-from-behind wins.

Date	Opp.	Deficit	Final Score
10/23/16	at Atlanta*	20-27	Won, 33-30
09/13/15	Detroit	20-21	Won, 33-28
12/20/14	at San Francisco*	21-35	Won, 38-35
11/30/14	at Baltimore	13-23	Won, 34-33
10/12/14	at Oakland	21-28	Won, 31-28
12/29/13	Kansas City*	14-24	Won, 27-24
11/24/13	at Kansas City	24-28	Won, 41-38
09/29/13	Dallas	20-21	Won, 30-21
09/15/13	at Philadelphia	27-23	Won, 33-30
09/11/11	Minnesota	17-14	Won, 24-17
11/07/10	at Houston	21-23	Won, 29-23
11/08/09	at N.Y. Giants	20-14	Won, 21-20
09/14/09	at Oakland	20-17	Won, 24-20
01/03/09	Indianapolis^*	17-14	Won, 23-17
12/21/08	at Tampa Bay	24-20	Won, 41-24
12/14/08	at Kansas City	21-10	Won, 22-21
09/28/08	at Oakland	15-3	Won, 28-18
12/09/07	at Tennessee*	17-3	Won, 23-17
12/24/06	at Seattle	14-13	Won, 20-17
11/26/06	vs. Oakland	14-7	Won, 21-14
11/19/06	at Denver	27-21	Won, 35-27
11/12/06	at Cincinnati	38-28	Won, 49-41

^AFC Wild Card Playoffs

\*Overtime game

#### GREATEST COME FROM BEHIND WINS IN FRANCHISE HISTORY

Date	Opponent	Trailed by:	Final Score
Dec. 20, 2014	at San Francisco	21 in third quarter (7-28)	38-35 (OT)
Nov. 12, 2006	at Cincinnati	21 in third quarter (7-28)	49-41
Sept. 13, 2015	Detroit	18 in second quarter (3-21)	33-28
Dec. 14, 2008	at Kansas City	18 in third quarter (3-21)	22-21
Sept. 4, 1994	at Denver	18 in second quarter (6-24)	37-34
Oct. 23, 2016	at Atlanta	17 in second quarter (10-27)	33-30 (OT)
Nov. 19, 2006	at Denver	17 in third quarter (7-24)	35-27
Nov. 22, 1998	Kansas City	17 in fourth quarter (17-34)	38-37
Jan. 8, 1995	Miami	15 in third quarter (6-21)	22-21
Dec. 9, 2007	at Tennessee	14 in fourth quarter (3-17)	23-17 (OT)
Nov. 18, 1984	Miami	14 in fourth quarter (14-28)	34-28 (OT)
Nov. 13, 1994	at Kansas City	13 in third quarter (0-13)	14-13
Dec. 17, 1989	at Kansas City	13 in second quarter (0-13)	20-13
Nov. 8, 1987	at Indianapolis	13 in third quarter (0-13)	16-13
Sept. 10, 1960	Dallas Texans	13 in fourth quarter (7-20)	21-20

## THE ANTONIO GATES FILE

- **Antonio Gates** is the Chargers' all-time leader in receptions (874), receiving yards (10,934) and touchdown catches (109). All-time among tight ends, Gates, ranks third in catches and yards, and second in touchdown catches. Gates also ranks seventh all-time among all players in touchdown catches. His 109 touchdown catches since he came into the NFL in 2003 are the most in the NFL over the last 13-plus years (2003-current).



Gates

### NFL ALL-TIME RECEPTIONS (TIGHT ENDS)

1. Tony Gonzalez.....1,325
2. Jason Witten.....1,072
3. **Antonio Gates.....874**

### NFL ALL-TIME RECEIVING YARDS (TIGHT ENDS)

1. Tony Gonzalez.....15,127
2. Jason Witten.....11,768
3. **Antonio Gates.....10,934**

### NFL ALL-TIME RECEIVING TOUCHDOWNS (TIGHT ENDS)

1. Tony Gonzalez.....111
2. **Antonio Gates.....109**

### NFL ALL-TIME RECEIVING TOUCHDOWNS (ALL PLAYERS)

1. Jerry Rice.....197
2. Randy Moss.....156
3. Terrell Owens.....153
4. Cris Carter.....130
5. Marvin Harrison.....128
6. Tony Gonzalez.....111
7. **Antonio Gates.....109**

- **Philip Rivers** and **Gates** have connected on 82 touchdowns during their careers, most in NFL history for a quarterback-tight end tandem. Gates has actually caught 84 touchdown passes since Rivers became the team's starting quarterback in 2006, but two of the touchdown passes were thrown by **LaDainian Tomlinson** on halfback-option plays (Nov. 26, 2006 vs. Oakland and Sept. 9, 2007 vs. Chicago).

### ALL-TIME TOUCHDOWNS BY QB-TE DUO

1. **Philip Rivers to Antonio Gates.....82**
2. Tom Brady to Rob Gronkowski.....67
3. Drew Brees to Jimmy Graham.....51

- **Rivers** and **Gates'** 82 touchdowns are also third-most all-time between a quarterback and receiver. The only combinations with more are **Steve Young** and **Jerry Rice** (85) and **Peyton Manning** and **Marvin Harrison** (112). Rivers and Gates just need three more to equal Young and Rice.

### ALL-TIME TOUCHDOWNS BY QB-RECEIVER DUO

1. Peyton Manning to Marvin Harrison.....112
2. Steve Young to Jerry Rice.....85
3. **Philip Rivers to Antonio Gates.....82**

- **Gates** has 21-career multi-touchdown games, most by a tight end in NFL history.

### MOST MULTI-TOUCHDOWN GAMES (TIGHT ENDS)

1. **Antonio Gates.....21**
2. Tony Gonzalez.....18
3. Rob Gronkowski.....14

- **Gates** caught his first touchdown pass of the season in Week 2 vs. Jacksonville. When he did, he tied **Andre Johnson** and **Anquan Boldin** for the longest active season streak with at least one touchdown (14 seasons). It's the second-longest streak among tight ends all time. **Tony Gonzalez** (17 seasons) holds the all-time record.

## NOTEWORTHY PERFORMANCES – OFFENSE & SPECIAL TEAMS

### QUARTERBACKS

- **Philip Rivers** – **Team Captain...FedEx Air NFL Player of Week** after tying career high with four TD passes in 38-14 win over Jacksonville Sept. 18...completed 12 of 15 with two touchdowns in first half to help Bolts to 21-0 lead...two longest TD passes covered 44 and 45 yards...first game since Sept. 14, 2008 with two TD passes longer than 44 yards...late in game, 10-yard scramble on 3rd-and-5 sustained drive that ended with 45-yard TD pass to Travis Benjamin...threw first interception of season Oct. 2 vs. New Orleans...ended string of 141 pass attempts without interception to start season...was longest such stretch in franchise history...completed first nine passes of Saints game for 157 yards and two touchdowns...at halftime was 14 of 17 for 199 yards with two scores and 154.7 rating...tied career high with four touchdown passes Oct. 9 at Oakland...raised career total to 292 to move past Johnny Unitas (290) and Warren Moon (291) and into ninth place all-time...passed for 359 yards for third straight 300-yard game...matched career high with three completions of 50 yards or longer (Oct. 25, 2009 at Kansas City)...hooked up with Hunter Henry for 59 yards, Travis Benjamin for 54 and Tyrell Williams for 50...marked first time since Oct. 20, 1968 versus Denver that three different Chargers receivers had catches of 50 yards or longer in game...11.97 yards per attempt average vs. Raiders was sixth-highest of career...helped Chargers overcome 17-point deficit (27-10) for 33-30 OT win at Atlanta Oct. 23...marked sixth-career win when trailing by 17 or more...team also trailed by seven entering fourth quarter (27-20) marking 22nd-career fourth-quarter comeback win...passed for season-high 371 yards, marking 49th-career 300-yard game...Oct. 30 at Denver, raised career pass attempts total to 5,631 and moved past Dan Fouts (5,604) for most in franchise history...Broncos game was 172nd of career, tying Quentin Jammer for eighth in team history...Nov. 6 in 43-25 win over Tennessee, played in 173rd career game, eighth in franchise history...finished first half of Titans game 16 of 20 for 176 yards and two touchdowns for 136.7 rating, 26th-career game with rating of 130.0 or higher in first half...three TD strikes to raise career total to 301 Nov. 13 vs. Miami and pass John Elway (300) for eighth all-time...300th TD pass was seven-yarder to Hunter Henry on 3rd-and-goal...posted 50th-career 300-yard game with 326 vs. Dolphins...tied career high with four interceptions, all in fourth quarter...three TD passes in 21-13 win at Houston Nov. 27...was 13 of 16 for 148 yards and two TDs (144.8 rating) in first half...went over 3,000 yards for season in first half, marking 11th-straight 3,000-yard campaign, tied for fourth-most in NFL history.
- **Kellen Clemens** – Took over as holder on placements Oct. 13 vs. Denver.

### RUNNING BACKS

- **Melvin Gordon** – Scored first two NFL touchdowns (one and five yards) in Sept. 11 season opener at Kansas City...became first Chargers running back since Gene Foster (1965) to score two rushing touchdowns in first half on kickoff weekend...first NFL 100-yard rushing game (102 yards) and touchdown in 38-14 win Sept. 18 vs. Jacksonville...scored game's first touchdown (three yards)...helped contribute to score with seven-yard run on 3rd-and-2 and 21-yard run later during drive...one-yard touchdown run for 19-13 lead in third quarter Sept. 25 at Indianapolis...two one-yard touchdown runs Oct. 2 vs. New Orleans...first TD gave Bolts 24-14 lead...on drive had 12-yard catch on 3rd-and-12 and four-yard run on 3rd-and-3...18-yard touchdown catch for 17-9 third-quarter lead Oct. 9 at Oakland...became first Charger since Antonio Gates in 2010 to score TD in first five games of season...24-yard carry to one on next series set up TD for 24-16 lead...27 carries Oct. 13 vs. Denver, including career-long 48-yard tote...season-best three TDs in 33-30 OT win at Atlanta Oct. 23...scored twice on ground and once through air...raised season TD total to 10, marking most by Chargers player in Games 1-7 since LaDainian Tomlinson (11) in 2005...155 yards from scrimmage, including 111 yards rushing, Oct. 30 at Denver...became first NFL RB since Week 2 of 2015 to rush for more than 100 yards against Denver's defense... **AFC Offensive Player of Week** and **Castrol Edge Clutch Performer of Week** after career-high 196 rushing yards, ninth in



franchise history, in 43-35 win over Tennessee Nov. 6...was most yards in game by Charger since 2007...added 65 receiving yards for career-best 261 total yards from scrimmage, third-most in franchise history...rushed for 100 yards in first half against Titans to become first Chargers running back to rush for 100 yards in half since 2007...43-yard run to Titans' six on first play of second quarter set up TD for 16-0 lead...one-yard TD run in third quarter helped Chargers reclaim lead they would not relinquish (26-21)...helped put away game late in fourth quarter with 47-yard run on 3rd-and-7, followed three plays later by two yarder on 3rd-and-1 to allow Bolts to run out clock...132 total yards Nov. 13 vs. Miami...15-yard catch on 3rd-and-14 in second quarter helped sustain TD drive for 10-0 lead...game-long 18-yard carry on 3rd-and-1 play during TD drive for 14-7 lead in 21-13 win at Houston Nov. 27.

- **Kenneth Farrow** – Logged first NFL carries in 38-14 win over Jacksonville Sept. 18.
- **Derek Watt** – First NFL start and helped Bolts rush for 150 yards in 38-14 win over Jacksonville Sept. 18...first NFL carry good for two yards and first down on 3rd-and-1 play during fourth-quarter touchdown drive Oct. 9 at Oakland...53-yard catch to Broncos' nine set up opening drive TD Oct. 30 at Denver.
- **Ronnie Hillman** –
- **Dexter McCluster** – Chargers debut Sept. 25 at Indianapolis and helped set up third quarter TD for 19-13 lead with six-yard catch to Colts' one on 3rd-and-4 play...injured forearm at home Nov. 4 and placed on "Reserve-Non-Football Injury" list Nov. 5.
- **Danny Woodhead** – Four-yard touchdown catch in second quarter for 21-3 lead at Kansas City Sept. 11...Sept. 18 vs. Jacksonville, helped set up first touchdown of game with 23-yard run to Jaguars' three...later left game with knee injury and did not return...placed on "Reserve-Injured" Sept. 19.

### WIDE RECEIVERS

- **Travis Benjamin** – First 100-yard game of season (115) and two touchdowns (6 and 45 yards) in 38-14 win over Jacksonville Sept. 18...first game Chargers 14-0 lead and second 35-0 lead...went over 100 yards on 45-yard scoring catch...43-yard catch in second quarter set up TD that gave Bolts 21-0 lead...tied career-high with 117 yards receiving Oct. 9 at Oakland...54-yard catch and run to help set up field goal for 10-6 lead...during late fourth quarter TD drive to get within 34-31, had 11-yard catch on 2nd-and-11 and 23-yarder to Oakland 17...despite dealing with sore knee, 13-yard catch-and-run for key 3rd-and-5 conversion during late fourth-quarter TD drive in 33-30 OT win at Atlanta Oct. 23...one-handed 14-yard TD catch in back of end zone late in third quarter on 3rd-and-10 play Oct. 30 at Denver...capped 98-yard drive, team's longest since 2011 season finale, and brought Bolts to within 17-13...also helped contribute to TD on Bolts' opening drive of game with 18-yard catch on 3rd-and-5...became first WR since Carolina's Kelvin Benjamin in Week 1 to catch TD vs. Denver's defense...inactive Nov. 13 vs. Miami (knee).
- **Dontrelle Inman** – **Team Captain** logged first NFL 100-yard game with 120 yards and touchdown on seven catches Oct. 2 vs. New Orleans...57-yard touchdown catch vs. Saints was longest scoring catch of career and tied game, 14-14 in second quarter...also caught 17-yarder on 3rd-and-9 on play right before TD catch...later in game, went over 100 yards on 22-yard catch on 3rd-and-4 that helped sustain TD drive for 31-21 lead...Oct. 30 at Denver, 15-yard catch on 3rd-and-12 followed by 37-yarder on 98-yard TD drive to bring Bolts within 17-13...drew three key penalties during scoring drives Nov. 13 vs. Miami...late in first quarter on field goal drive, drew pass interference and additional facemask penalty on 3rd-and-13...during third-quarter TD drive, drew PI in end zone for first down at one on drive that ended with Philip Rivers' 300th-career TD pass for 17-14 lead...and late in fourth quarter, drew hold on 3rd-and-8 during TD drive for 24-21 edge...52-yard TD catch among 119-yard day, second-highest of season and career, in 21-13 win at Houston Nov. 27...TD tied game 7-7 in second quarter...later in game on TD drive for 21-10 lead, caught 11-yarder on 3rd-and-10 to help Bolts overcome 1st-and-20 and then followed that catch with 25 yarder to Texans' 25, while also drawing personal foul penalty.



- **Tyrell Williams** – Two long catches on scoring drives Sept. 11 at Kansas City...33-yard catch on 3rd-and-6 during first touchdown drive of game and later 38-yard catch on 3rd-and-2 during second-half field goal drive...44-yard touchdown catch on 3rd-and-12 for 28-0 lead during 38-14 win over Jacksonville Sept. 18...earlier in game, helped Chargers take 14-0 lead by converting 3rd-and-7 with 12-yard catch to Jags' six and late in contest, helped Bolts extend lead to 38-7 with five-yarder on 3rd-and-3 during FG drive...helped set up third quarter touchdown for 19-13 lead Sept. 25 at Indianapolis with 22-yard catch followed later in drive with 19-yarder to Colts' 13 on 3rd-and-2 play...made first NFL start vs. Colts...first NFL 100-yard game (117) Oct. 9 at Oakland...included 29-yard TD catch for 7-3 lead and 50-yard catch that helped set up TD for 24-16 lead...career-best 140 yards on seven catches (20.0 avg.) in 33-30 OT win at Atlanta Oct. 23...six-yard catch on 3rd-and-5 and 49-yarder to Atlanta 10 helped set up TD on game's opening drive...in second quarter, caught 39-yarder on 2nd-and-16 from deep in own territory to help kickstart another TD drive that began to erase 17-point deficit...went over 100 yards for game on 39-yard catch...late in fourth quarter, 10-yard catch to five on 3rd-and-10 that led to TD one play later to get Chargers within three (30-27)...six-yard TD catch in second quarter for 16-0 lead in 43-35 win over Tennessee Nov. 6...Nov. 13, 51-yard TD catch gave Chargers 24-21 lead with 4:04 left in fourth quarter...game-high 125 yards receiving vs. Dolphins...during third-quarter TD drive for 17-14 lead, caught passes of 12 yards on 3rd-and-4 and 21 yards on 3rd-and-10...21-yard TD catch for 14-7 lead at Houston Nov. 27...Bolts won game, 21-13.
- **Isaiah Burse** –
- **Jeremy Butler** – Made Chargers debut Nov. 6 vs. Tennessee and left game with ankle injury after making five-yard catch in first quarter...inactive (ankle) Nov. 13 vs. Miami.
- **Keenan Allen** – **Ed Block Courage Award**...injured right knee late second quarter Sept. 11 vs. Kansas City and did not return...led team with six catches for 63 yards prior to injury...diagnosed with torn ACL and placed on "Reserve-Injured" Sept. 12.

### TIGHT ENDS

- **Antonio Gates** – **Team Captain**...caught 105th career touchdown pass for 21-0 lead in 38-14 win over Jacksonville Sept. 18...inactive (hamstring) Sept. 25 at Indianapolis and Oct. 2 vs. Oakland...returned from hamstring injury to start and catch late fourth-quarter four-yard TD pass Oct. 9 at Oakland...only two catches in 21-13 win over Denver Oct. 13 but both came at key time on opening drive touchdown, six yarder on 3rd-and-2 and 10 yarder on 3rd-and-8...played in 194th game with Chargers Oct. 23 at Atlanta, tying Mike Scifres (2003-15) and Doug Wilkerson (1971-84) for fourth in franchise history...two big fourth-quarter catches and one in OT during 33-30 win vs. Falcons...13-yard catch on 3rd-and-11 during fourth-quarter TD drive that brought Chargers to within 30-27 in game team trailed earlier 27-10...then on game-tying FG drive, caught four-yard pass on 4th-and-2...and in OT, 11-yard catch to Atlanta 34 put Chargers in FG range...career TD catch 107 for 7-3 first-quarter lead at Denver Oct. 30...Broncos game marked 195th of career for sole possession of fourth all-time in franchise annals...led team with 75 yards receiving and TD in 43-35 win over Tennessee Nov. 6...13-yard TD catch on opening drive of game aided by 17-yard catch on 3rd-and-4 during drive...added 13-yarder on 3rd-and-6 during field goal drive on next possession and on first possession of third quarter, 17-yarder to Titans one on 3rd-and-7 to set up another touchdown...11-yard TD catch for 10-0 lead Nov. 13 vs. Miami...helped set up score with 19-yard catch to Dolphins' 11 on 2nd-and-11...held without catch Nov. 27 at Houston...marked first game since Sept. 18, 2011 without catch.
- **Hunter Henry** – NFL debut and first NFL catch for 20 yards Sept. 11 at Kansas City...first NFL start Sept. 18 vs. Jacksonville...first NFL touchdown catch (20 yards) Oct. 2 vs. New Orleans...season-long 59-yard catch helped set up TD for 17-9 lead early third quarter Oct. 9 at Oakland...was longest reception by Chargers tight end since 2013...one series later, had one-yard TD catch for 24-16 lead...five-yard touchdown catch for first score and only touchdown of game Oct. 13 vs. Denver...paced team with six catches and 83 yards...two plays before touchdown catch for 7-0 lead, caught 27 yarder to Broncos five on 2nd-and-14 play that helped erase 1st-and-25...inactive Nov. 6 vs. Tennessee (knee)...seven-yard TD catch on 3rd-and-goal for 17-14 third-quarter lead Nov. 13 vs. Miami...12-yard TD catch for 21-10 lead in fourth quarter of eventual 21-13 win at Houston Nov. 27.
- **Sean McGrath** – **Team Captain** Nov. 27 at Houston.
- **Asante Cleveland** –

### OFFENSIVE LINE

- **King Dunlap** – Starting left tackle helped Chargers rush for 150-plus yards in Weeks 1 (155 at Kansas City) and 2 (150 yards vs. Jacksonville)...marked team's first back-to-back 150-yard games since 2007 and first back-to-back 150-yard games to open season since 2006...inactive (migraines) Sept. 25 at Indianapolis and Oct. 2 vs. New Orleans...returned to starting lineup at left tackle Oct. 9 at Oakland...helped Chargers rush for season-high 208 yards in 43-35 win over Tennessee Nov. 6...line also allowed just one sack in 34 dropbacks as Philip Rivers threw for 275 yards and two TDs.
- **Orlando Franklin** – Starting left guard helped Chargers rush for 150-plus yards in Weeks 1 (155 at Kansas City) and 2 (150 yards vs. Jacksonville)...marked team's first back-to-back 150-yard games since 2007 and first back-to-back 150-yard games to open season since 2006...left New Orleans game Oct. 2 in third quarter with knee injury and did not return...**Team Captain** Oct. 30 at Denver...before leaving game late in third quarter with concussion, helped Chargers rush for season-high 208 yards in 43-35 win over Tennessee Nov. 6...line also allowed just one sack in 34 dropbacks as Philip Rivers threw for 275 yards and two TDs.
- **Matt Sluason** – Starting center helped Chargers rush for 150-plus yards in Weeks 1 (155 at Kansas City) and 2 (150 yards vs. Jacksonville)...Team Captain Week 2 vs. Jacksonville...marked team's first back-to-back 150-yard games since 2007 and first back-to-back 150-yard games to open season since 2006...helped Chargers rush for season-high 208 yards in 43-35 win over Tennessee Nov. 6...line also allowed just one sack in 34 dropbacks as Philip Rivers threw for 275 yards and two TDs.
- **D.J. Fluker** – Starting right guard helped Chargers rush for 150-plus yards in Weeks 1 (155 at Kansas City) and 2 (150 yards vs. Jacksonville)...marked team's first back-to-back 150-yard games since 2007 and first back-to-back 150-yard games to open season since 2006...started at right guard and shifted to right tackle in second quarter and remained there for balance of game Sept. 2 vs. New Orleans after Chris Hairston was injured and Joe Barksdale moved to left tackle...despite playing through infected right eye that hampered vision, helped Chargers rush for season-high 208 yards in 43-35 win over Tennessee Nov. 6...line also allowed just one sack in 34 dropbacks as Philip Rivers threw for 275 yards and two TDs.
- **Joe Barksdale** – Starting right tackle helped Chargers rush for 150-plus yards in Weeks 1 (155 at Kansas City) and 2 (150 yards vs. Jacksonville)...marked team's first back-to-back 150-yard games since 2007 and first back-to-back 150-yard games to open season since 2006...started at right tackle Oct. 2 vs. New Orleans but shifted to left tackle when Chris Hairston was injured late second quarter...inactive Oct. 9 at Oakland (foot)...helped Chargers rush for season-high 208 yards in 43-35 win over Tennessee Nov. 6...line also allowed just one sack in 34 dropbacks as Philip Rivers threw for 275 yards and two TDs...left Miami game Nov. 13 in fourth quarter with groin injury.
- **Kenny Wiggins** – Oct. 2 vs. New Orleans, took over for injured Orlando Franklin at left guard in third quarter...saw brief action for Franklin Oct. 9 at Oakland...saw action as extra tackle in goal line package Nov. 6 vs. Tennessee and was in on one-yard TD run by Melvin Gordon that helped Bolts reclaim lead they would not relinquish...pancake block as extra tackle in third quarter Nov. 13 vs. Miami helped spring Gordon for 18-yard run on 2nd-and-10 play during TD drive for 17-14 lead.
- **Chris Hairston** – Started at left tackle for King Dunlap Sept. 25 at Indianapolis...left New Orleans game Oct. 2 in late second quarter with groin injury and did not return...started for Barksdale at right tackle Oct. 9 at Oakland...saw brief action at left and right tackle Oct. 30 at Denver...took over at right tackle in fourth quarter Nov. 13 vs. Miami for injured Barksdale.

- **Spencer Pulley** – NFL debut Sept. 11 at Kansas City...saw offensive line action at both left and right guard...Oct. 2 vs. New Orleans took over at right guard when injury to Chris Hairston forced re-shuffling of offensive line...took over for injured Orlando Franklin (concussion) at left guard late in third quarter of Nov. 6 win over Tennessee (43-35)...helped Melvin Gordon rush for final 84 of 196 yards in final quarter, including two key third-down runs late in contest to put game away.
- **Max Tuerk** –

### **SPECIALISTS**

- **Josh Lambo** – All seven kickoffs went for touchbacks Sept. 11 at Kansas City...had all six kickoffs go for touchbacks Oct. 9 at Oakland...career-best four field goals Oct. 13 vs. Denver...game-winning 42-yard FG in OT for 33-30 win at Atlanta Oct. 23...went 4-for-4 vs. Falcons, hitting from 40, 37, 33 and 42...marked second-consecutive game with four FGs...seven of eight kickoffs vs. Falcons went for touchbacks and only one that didn't was squib kick.
- **Drew Kaser** – **AFC Special Teams Player of Week** after bouncing back from difficult game Oct. 9 at Oakland with outstanding performance four nights later (Oct. 13) vs. Denver...in Oakland game, later third-quarter punt traveled just 16 yards and helped lead to Oakland TD, then later in fourth quarter, had snap for potential game-tying field goal go thru his hands...bounced back vs. Broncos and landed four of five inside 20 with two longest covering 60 and later 59 yards backed up against own end zone...averaged 47.4 yards per punt versus Broncos...blistering 57.0-yard average, tied for third-highest single-game average in franchise history, on five punts, including season-long 62-yarder Oct. 30 at Denver.
- **Mike Windt** –



## NOTEWORTHY PERFORMANCES – DEFENSE

### DEFENSIVE LINE

- **Corey Liuget** – Paced defensive line with five tackles, including two for loss, and had team-high five pressures Sept. 11 at Kansas City...**Team Captain** Oct. 9 at Oakland...Nov. 6 vs. Tennessee, helped end Titans' second series of game with three-and-out with two-yard TFL on 3rd-and-1...nine-yard tackle for loss in fourth quarter Nov. 13 vs. Miami helped force three-and-out...Chargers threw 51-yard TD pass on ensuing possession for 24-21 lead.
- **Darius Philon** – First NFL start Sept. 18 vs. Jacksonville
- **Tenny Palepoi** – Led defensive line with four pressures Sept. 25 at Indianapolis...tied for team high with four quarterback pressures in 21-13 win over Denver Oct. 13...shared key two-yard tackle for loss with Melvin Ingram in OT to help Chargers to 33-30 win at Atlanta Oct. 23...pair of pressures and QB hits Oct. 30 at Denver...**Team Captain** Nov. 6 vs. Tennessee.
- **Joey Bosa** – Did not see action Week 1 while on roster-exempt list...inactive Weeks 2-4...**NFL Defensive Rookie of Month (October)**...two sacks in NFL debut Oct. 9 at Oakland...became only fifth player since 2002 with two sacks in NFL debut...12-yard sack late in first half and four-yard sack on 2nd-and-9 during late fourth-quarter three-and-out...paced defensive line with five tackles and led team with three tackles for loss and five pressures vs. Raiders...first NFL start and tied for team high with four quarterback pressures in 21-13 win over Denver Oct. 13...**Pepsi NFL Rookie of Week** after two huge sacks on back-to-back drives in late third and early fourth quarter of 33-30 win at Atlanta Oct. 23...seven-yard sack on last play of third quarter on third down to force punt and three-yard sack on second down of next series to help force FGA early in fourth quarter...became first NFL player since Denver's Elvis Dumervil (2006) and first Charger since sacks became official stat in 1982 to log two two-sack performances in his first three NFL games...tied for team lead with three pressures and led team with three QB hits vs. Falcons...led team with four QB hits Oct. 30 at Denver while tying for team lead with four pressures...late in second quarter, forced fumble at end of nine-yard sack by Melvin Ingram...Tenny Palepoi recovered to prevent potential score on 3rd-and-6 at San Diego's seven...late in game, helped force field goal try with two-yard TFL on 2nd-and-goal play after Broncos had reached Bolts' two...capped three-and-out on opening series of game Nov. 6 vs. Tennessee with 3rd-down QB hit and pass defended vs. Marcus Mariota...fourth quarter Nov. 13 vs. Miami, draws hold on 3rd-and-18 to negate 41-yard completion...Bolts instead forced Dolphins three-and-out and scored TD for 24-21 lead on ensuing possession...season-high six tackles, four for loss, shared seven-yard sack, seven pressures and three quarterback hits Nov. 27 in 21-13 win at Houston...one of his pressures came on play that resulted in Casey Hayward interception...game was tied 7-7 at time and Bolts scored TD on ensuing possession for 14-7 lead they would not relinquish...late in fourth quarter with Bolts up 21-10, had huge tackle, tripping up Brock Osweiler from behind with open field in front of him on 3rd-and-10 play, holding him to one-yard gain...Bosa was kicked in face by Osweiler's heel while making tackle...Texans went for it on 4th-and-9 and didn't convert, turning ball back to Chargers on downs.
- **Damion Square** – First start of season Nov. 6 vs. Tennessee...playing in hometown of Houston Nov. 27, recorded first NFL sack, shared seven-yard sack with Joey Bosa, and tackle for loss in 21-13 win...his three-yard TFL came on 1st-and-goal play from six with Chargers up 14-7...two plays later, Casey Hayward made touchdown saving tackle at two to force field goal try and Chargers scored TD for 21-10 lead on ensuing possession to essentially put game on ice.
- **Brandon Mebane** – **Team Captain**...Sept. 11 at Kansas City, forced third-quarter punt with 10-yard sack on 3rd-and-4 play...added three pressures and two QB hits vs. Chiefs...six-yard tackle for loss early in first quarter Oct. 2 vs. New Orleans...Chargers got sack on 3rd-and-13 to force punt and scored game-tying touchdown on ensuing possession...first NFL interception on opening series of game Oct. 9 at Oakland...tied for team high with four quarterback pressures in 21-13 win over Denver Oct. 13...suffered torn bicep Nov. 13 vs. Miami...placed on "Reserve-Injured" Nov. 22.



- **Caraun Reid** – Nine-yard sack on first down helped contribute to second quarter three-and-out Sept. 11 at Kansas City...added three pressures and two QB hits vs. Chiefs...game-tying 61-yard fumble return for touchdown late in second quarter Sept. 25 at Indianapolis...eighth-longest fumble return in franchise history...drew holding penalty in end zone early fourth quarter of Oct. 13 win over Denver on Thursday Night Football...safety gave Bolts 21-3 lead...injured knee first quarter Oct. 23 at Atlanta when hit accidentally by Denzel Perryman and did not return...placed on "Reserve-Injured" Oct. 25.

### INSIDE LINEBACKERS

- **Denzel Perryman** – Second-quarter three-yard sack vs. Andrew Luck on 3rd-and-1 to force field goal try Sept. 25 at Indianapolis...paced squad with 10 tackles vs. Colts...injured shoulder early second quarter vs. New Orleans and did not return...inactive (shoulder) Oct. 9 at Oakland...very key tackle for loss in Oct. 13 win over Denver...after mis-handled punt gave Denver possession at Chargers' 11 in 10-0 game, recorded four-yard tackle for loss on first down to help hold Broncos to field goal try as Chargers maintained 10-3 advantage...playing thru nagging shoulder injury, made perhaps two biggest plays of game in 33-30 OT win at Atlanta Oct. 23 to earn **AFC Defensive Player of Week** and **Castrol Edge Clutch Performer of Week** honors...helped set up late fourth-quarter game-tying FG with first interception of career...came on 1st-and-20 play at Falcons' 35...then in OT, set up game-winning FG with one-yard tackle for loss on 4th-and-1 at Falcons' own 45...injured hamstring first half Oct. 30 at Denver and did not return...inactive Nov. 6 vs. Tennessee and Nov. 13 vs. Miami (hamstring)...returned from hamstring injury in 21-13 win at Houston Nov. 27 with 10-tackle effort.
- **Jatavis Brown** – Took over for injured Te'o Sept. 25 at Indianapolis...late second-quarter 11-yard sack and forced fumble vs. Andrew Luck was recovered by Caraun Reid and returned 61 yards for touchdown to tie game 13-13...was Brown's first NFL sack and forced fumble...later in game added tackle for loss and paced squad with two passes defended...**Pepsi NFL Rookie of Week** after back-to-back game-changing plays late in fourth quarter of Oct. 13 Thursday Night Football win over Denver...logged 10-yard sack of Trevor Siemian on 1st-and-20 play and then forced fumble by Demaryius Thomas on 2nd-and-30 that was recovered by Craig Mager...also led Bolts with 12 total tackles...two key tackles for loss before leaving Denver game Oct. 30 late with knee injury...one-yard tackle for loss during first-quarter three-and-out...in third quarter four-yard TFL on first play after Broncos had returned interception to Chargers' seven...on following play, Corey Toomer forced fumble at Chargers' one that Bolts' recovered...offense then drove 98 yards for TD to get within 17-13...injured knee defending touchdown run at goal line two series later...earlier in game also helped cap three-and-out with pass breakup on 3rd-and-14 play...inactive Nov. 6 vs. Tennessee, Nov. 13 vs. Miami and Nov. 27 at Houston (knee).
- **Joshua Perry** –
- **Korey Toomer** – First NFL start Oct. 9 at Oakland and logged tackle for loss among five stops...outstanding effort to force and recover fumble Oct. 13 in 21-13 win over Denver on Thursday Night Football...Bolts capitalized with field goal following takeaway for 16-3 lead...early third quarter Oct. 30 at Denver, forced fumble at Chargers' one was recovered by Jatavis Brown to prevent potential score...Bolts drove 98 yards for TD on ensuing possession, team's longest scoring drive since 2011 season finale...in 43-35 win over Tennessee Nov. 6, forced fumble against Marcus Mariota that was returned 36 yards for TD by Dwight Lowery for 33-21 lead...also paced squad with 11 tackles vs. Titans...**Team Captain** racked up team-high four tackles for loss among eight stops Nov. 13 vs. Miami...team-high 14 tackles in 21-13 win at Houston Nov. 27.
- **Manti Te'o** – **Team Captain**...paced team with 14 tackles, including two for loss, Sept. 11 at Kansas City...injured Achilles in first quarter Sept. 25 at Indianapolis and did not return...placed on "Reserve-Injured" Sept. 28.
- **Nick Dzubnar** – Inactive Oct. 9 at Oakland (knee)...placed on "Reserve-Injured" Oct. 10.

## OUTSIDE LINEBACKERS

- **Melvin Ingram** – **Team Captain** replacement for injured Manti Te'o... two sacks in 38-14 win vs. Jacksonville Sept. 18, including sack-fumble that was recovered by Corey Liuget...team-high six pressures Sept. 25 at Indianapolis...10-yard sack back to New Orleans' two 3rd-and-9 play to cap late second quarter three-and-out Oct. 2...Bolts scored TD on ensuing possession for 24-14 lead...Oct. 23 in 33-30 OT win at Atlanta, big hit on tackle for no gain and 3rd-down pressure and QB hit helped force field goal try on Falcons' opening possession of game then later ended first half with seven-yard sack vs. Matt Ryan...in overtime, teamed with Tenny Palepoi for key two-yard tackle for loss...three plays later, Bolts stopped Falcons on downs before winning game on 42-yard FG...tied career high and paced Bolts with 10 stops and tied for team high with three pressures against Falcons...late second quarter Oct. 30 at Denver, nine-yard sack and Joey Bosa forced fumble on play, which was recovered by Tenny Palepoi, to prevent potential score on 3rd-and-6 play at San Diego's seven...nine-yard sack and forced fumble to force punt on 3rd-and-5 on opening defensive series Nov. 13 vs. Miami...led team with four pressures and three QB hits vs. Dolphins.
- **Kyle Emanuel** – Late second-quarter forced fumble Sept. 25 at Indianapolis after big hit on Frank Gore...**Team Captain** Oct. 23 at Atlanta...made first start at inside linebacker Nov. 6 vs. Tennessee when injuries left team short-handed at position.
- **Jerry Attaochu** – Fourteen-yard sack on 3rd-and-14 capped three-and-out Sept. 11 at Kansas City...also tallied three pressures vs. Chiefs...five-yard sack on 3rd-and-13 to force punt early in first quarter Oct. 2 vs. New Orleans...Bolts scored game-tying touchdown on ensuing possession...inactive Oct. 23 at Atlanta, Oct. 30 at Denver and Nov. 6 vs. Tennessee (ankle)...suffered broken foot late in Houston contest Nov. 27.
- **Tourek Williams** –
- **Christopher Landrum** – Signed to active roster from practice squad Oct. 22 and made NFL debut on special teams Oct. 23 at Atlanta.
- **Deon King** – NFL debut Nov. 6 vs. Tennessee.

## CORNERBACKS

- **Brandon Flowers** – **Team Captain** Week 1 at Kansas City...paced secondary with eight tackles, including two for loss...left Indianapolis game Sept. 25 with late fourth-quarter concussion...inactive Oct. 2 vs. New Orleans, Oct. 9 at Oakland, Oct. 13 vs. Denver and Oct. 23 at Atlanta...in first game back from concussion Oct. 30 at Denver, broke up third-down pass on opening series of game to force field goal try...also had near INT one series later...helped seal 43-35 win over Tennessee Nov. 6 with 33-yard interception return for TD with 4:51 left in game...score gave Bolts 43-28 lead...undercut out route on 3rd-and-6 play to snag pick...also led team with two tackles for loss on consecutive defensive plays...first came vs. DeMarco Murray on 3rd-and-1 play late in third quarter to cap three-and-out...also paced squad with three passes defended, including one inside Chargers' ten...Nov. 13, helped force first-quarter punt with four-yard tackle for loss on 2nd-and-1 play...left game in third quarter with concussion after being blocked into Dolphins' quarterback Ryan Tannehill's leg...inactive Nov. 27 at Houston (concussion).
- **Casey Hayward** – Team-high two passes defended Sept. 11 at Kansas City...two interceptions in 38-14 win over Jacksonville Sept. 18...on first, tipped ball in air to self and caught it while laying on ground...Bolts converted that pick into touchdown for 14-0 lead...early second quarter interception and 21-yard return to set up field goal Sept. 25 at Indianapolis...**Team Captain** Oct. 13 vs. Denver...returned interception 24 yards for TD (second of career) in fourth quarter to get Bolts within 24-19 Oct. 30 at Denver...paced team with three passes defended vs. Broncos, including another near INT...team-leading fifth interception of season Nov. 6 vs. Tennessee...returned pick 25 yards to Titans' 15 which led to field goal and 19-7 lead...logged two passes defended vs. Titans, including one on 1st-and-15 late in third quarter...on very next play, Chargers returned fumble 36 yards for TD and 33-21 lead...Nov. 13 vs. Miami, two-yard TFL in second quarter helped contribute to

ward three-and-out to which offense responded with TD for 10-0 lead... huge all-around game in 21-13 win at Houston Nov. 27...intercepted Brock Osweiler in second quarter of 7-7 game...offense scored TD on ensuing possession for 14-7 lead...led team with three passes defended...also made huge play early in fourth quarter with Bolts up 14-7...on 3rd-and-goal play from eight, tackled 265-pound tight end Casey Fiedorowicz at two to prevent potential game-tying TD...Texans settled for field goal to make score 14-10 and Chargers essentially put game away with TD for 21-10 lead on ensuing drive.

- **Craig Mager** – First NFL interception Oct. 2 off New Orleans' Drew Brees... paced team with two passes defended and recovered late fourth quarter fumble in 21-13 win over Denver Oct. 13...left Atlanta game Oct. 23 with concussion...inactive Oct. 30 at Denver and Nov. 6 vs. Tennessee (concussion).
- **Trevor Williams** – Combined with Darrell Stuckey to down punt at three early in fourth quarter Oct. 13 vs. Denver...on very next play, Caraun Reid drew hold in end zone for safety and 21-3 lead...late fourth quarter Nov. 13 vs. Miami, pass defended in end zone on 3rd-and-goal from 9 prevented go-ahead TD and forced tying field goal try...fumble recovery and fourth-quarter pass defended and near interception in 21-13 win at Houston Nov. 27.
- **Trovon Reed** – NFL debut in 21-13 win Nov. 27 at Houston.
- **Jason Verrett** – Highlight-reel one-handed interception on pass intended for Jeremy Maclin early in fourth quarter Sept. 11 at Kansas City...was second-consecutive game vs. Chiefs with INT off Alex Smith...Oct. 2 vs. New Orleans in second quarter, broke up Drew Brees pass which was tipped in air and intercepted by Craig Mager...placed on "Reserve-Injured" list Oct. 7 with partially torn ACL in left knee.

## SAFETIES

- **Jahleel Addae** – Injured shoulder late in 38-14 win over Jacksonville Sept. 18...inactive (collarbone) Sept. 25 at Indianapolis, Oct. 2 vs. New Orleans, Oct. 9 at Oakland, Oct. 13 vs. Denver, Oct. 23 at Atlanta, Oct. 30 at Denver, Nov. 6 vs. Tennessee and Nov. 13 vs. Miami...Nov. 27 at Houston, returned after missing eight games with collarbone injury and logged eight tackles.
- **Dwight Lowery** – **Team Captain** Week 3 at Indianapolis...third-down pass knockdown in end zone forced first-quarter FG try Oct. 23 at Atlanta...returned fumble 36 yards for TD and 33-21 lead in 43-35 win over Tennessee Nov. 6...had pass defended vs. Titans on same drive...first interception of season off Houston's Brock Osweiler in 21-13 win Nov. 27...also forced fumble that was recovered by Trevor Williams.
- **Adrian Phillips** – Pressure and quarterback hit on same play Sept. 25 at Indianapolis when Jatavis Brown sacked Andrew Luck and forced fumble that was returned 61 yards by Caraun Reid for touchdown to tie game, 13-13...fourth-quarter interception off New Orleans' Drew Brees Oct. 2...outstanding play to break up deep pass for Demaryius Thomas on opening series of game Oct. 30 at Denver...season-best five stops vs. Broncos.
- **Darrell Stuckey** – **Team Captain**...combined with Trevor Williams to down punt at three Oct. 13 vs. Denver...on very next play, Caraun Reid drew hold in end zone for safety and 21-3 lead...outstanding day on special teams Nov. 13 vs. Miami...late second quarter, leaped into end zone to bat potential touchback on punt and ball was downed at seven...early in fourth quarter made heads up play to recover muffed punt at Dolphins' five.
- **Dexter McCoil** – Led team with two special teams tackles Nov. 13 vs. Miami, including stop at 17 following kickoff...defended forced three-and-out and offense responded with TD for 7-0 lead...ended 21-13 win Nov. 27 at Houston with first NFL interception on "Hail Mary" in end zone on final play of game off Brock Osweiler.



# WEEK 2 RECAP — CHARGERS 38, JACKSONVILLE 14

The Chargers picked up their first win of the season in dominating fashion, handing the Jacksonville Jaguars a 38-14 defeat at Qualcomm Stadium.

San Diego scored the game's first 35 points en route to the win. **Philip Rivers** tied his career high with four touchdown passes, two of which went to **Travis Benjamin**, while **Melvin Gordon** scored a touchdown as part of his first NFL 100-yard game. The Chargers racked up three takeaways, including two interceptions by **Casey Hayward** and a sack-fumble by **Melvin Ingram**.

The Chargers scored touchdowns on three of their first four possessions to take a 21-0 lead at the half. Gordon and Benjamin both scored, as did Antonio Gates, whose two-yard touchdown catch gave the Bolts a 21-0 lead.

**Tyrell Williams** caught a 44-yard touchdown pass on a 3rd-and-12 play on the Bolts' first possession of the second half and later in the third quarter, Benjamin put the game on ice with a 45-yard scoring catch.

VISITOR:	Jacksonville Jaguars	0	0	0	14	0	14
HOME:	San Diego Chargers	7	14	14	3	0	38

## Scoring Plays

Team	Qtr	Time	Play Description (Extra Point) (Drive Info)	Visitor	Home
Chargers	1	10:14	M.Gordon 3 yd. run (J.Lambo kick) (8-75, 4:46)	0	7
Chargers	2	14:54	T.Benjamin 6 yd. pass from P.Rivers (J.Lambo kick) (7-34, 3:34)	0	14
Chargers	2	9:54	A.Gates 2 yd. pass from P.Rivers (J.Lambo kick) (5-56, 2:11)	0	21
Chargers	3	10:54	Ty.Williams 44 yd. pass from P.Rivers (J.Lambo kick) (3-55, 1:33)	0	28
Chargers	3	2:48	T.Benjamin 45 yd. pass from P.Rivers (J.Lambo kick) (7-93, 4:18)	0	35
Jaguars	4	12:54	M.Lewis 4 yd. pass from B.Bortles (J.Myers kick) (12-75, 4:54)	7	35
Chargers	4	7:00	J.Lambo 25 yd. Field Goal (11-36, 5:54)	7	38
Jaguars	4	1:04	C.Grant 15 yd. pass from B.Bortles (J.Myers kick) (9-60, 2:30)	14	38
Paid Attendance: 52,165				Time: 3:14	

Jacksonville Jaguars vs San Diego Chargers  
9/18/2016 at Qualcomm Stadium

## Final Team Statistics

	Visitor Jaguars	Home Chargers
<b>TOTAL FIRST DOWNS</b>	20	25
By Rushing	6	10
By Passing	13	10
By Penalty	1	5
<b>THIRD DOWN EFFICIENCY</b>	2-11-18%	7-13-54%
<b>FOURTH DOWN EFFICIENCY</b>	1-2-50%	0-0-0%
<b>TOTAL NET YARDS</b>	388	357
Total Offensive Plays (inc. times thrown passing)	63	63
Average gain per offensive play	6.2	5.7
<b>NET YARDS RUSHING</b>	69	150
Total Rushing Plays	11	35
Average gain per rushing play	6.3	4.3
Tackles for a loss-number and yards	1-1	5-9
<b>NET YARDS PASSING</b>	319	207
Times thrown - yards lost attempting to pass	2-10	3-13
Gross yards passing	329	220
<b>PASS ATTEMPTS-COMPLETIONS-HAD INTERCEPTED</b>	50-31-2	25-17-0
Avg gain per pass play (inc.# thrown passing)	6.1	7.4
<b>KICKOFFS Number-In End Zone-Touchbacks</b>	3-1-1	7-5-4
<b>PUNTS Number and Average</b>	4-44.8	4-43.3
Had Blocked	0	0
<b>FGs - PATs Had Blocked</b>	0-0	0-0
<b>Net Punting Average</b>	39.5	41.0
<b>TOTAL RETURN YARDAGE (Not Including Kickoffs)</b>	9	50
No. and Yards Punt Returns	2-9	2-21
No. and Yards Kickoff Returns	3-67	0-0
No. and Yards Interception Returns	0-0	2-29
<b>PENALTIES Number and Yards</b>	14-93	3-23
<b>FUMBLES Number and Lost</b>	1-1	1-1
<b>TOUCHDOWNS</b>	2	5
Rushing	0	1
Passing	2	4
<b>EXTRA POINTS Made-Attempts</b>	2-2	5-5
Kicking Made-Attempts	2-2	5-5
<b>FIELD GOALS Made-Attempts</b>	0-1	1-1
<b>RED ZONE EFFICIENCY</b>	2-3-67%	3-5-60%
<b>GOAL TO GO EFFICIENCY</b>	1-1-100%	3-5-60%
<b>SAFETIES</b>	0	0
<b>FINAL SCORE</b>	14	38
<b>TIME OF POSSESSION</b>	25:08	34:52

Jacksonville Jaguars vs San Diego Chargers  
9/18/2016 at Qualcomm Stadium

## Final Individual Statistics

Jacksonville Jaguars											San Diego Chargers										
RUSHING		ATT	YDS	AVG	LG	TD	RUSHING		ATT	YDS	AVG	LG	TD								
B.Bortles	3	34	11.3	24	0	M.Gordon	24	102	4.3	21	1										
T.Yeldon	7	28	4.0	15	0	D.Woodhead	3	27	9.0	23	0										
D.Robinson	1	7	7.0	7	0	K.Farrow	4	13	3.3	4	0										
						P.Rivers	1	10	10.0	10	0										
						K.Clemens	2	-1	-0.5	0	0										
						T.Benjamin	1	-1	-1.0	-1	0										
Total	11	69	6.3	24	0	Total	35	150	4.3	23	1										
PASSING		ATT	CMP	YDS	SK/YD	TD	LG	IN	RT	PASSING		ATT	CMP	YDS	SK/YD	TD	LG	IN	RT		
B.Bortles	50	31	329	2/10	2	35	2	77.8		P.Rivers	24	17	220	3/13	4	45	0	138.9			
										K.Clemens	1	0	0	0/0	0	0	0	39.6			
Total	50	31	329	2/10	2	35	2	77.8		Total	25	17	220	3/13	4	45	0	135.0			
PASS RECEIVING		TAR	REC	YDS	AVG	LG	TD	PASS RECEIVING		TAR	REC	YDS	AVG	LG	TD						
T.Yeldon	9	8	10	1.3	8	0	T.Benjamin	6	6	115	19.2	45	2								
M.Lee	7	5	75	15.0	22	0	Ty.Williams	6	3	61	20.3	44	1								
A.Hurns	10	5	64	12.8	24	0	M.Gordon	3	3	18	6.0	11	0								
J.Thomas	7	4	71	17.8	24	0	A.Gates	5	3	15	5.0	7	1								
A.Robinson	5	3	54	18.0	35	0	D.Inman	3	1	7	7.0	7	0								
M.Lewis	3	2	17	8.5	13	1	D.Woodhead	1	1	4	4.0	4	0								
C.Grant	1	1	15	15.0	15	1	K.Farrow	1	0	0	0.0	0	0								
A.Benn	2	1	9	9.0	9	0															
R.Groene	3	1	7	7.0	7	0															
D.Robinson	2	1	7	7.0	7	0															
Total	49	31	329	10.6	35	2	Total	25	17	220	12.9	45	4								
INTERCEPTIONS		NO	YDS	AVG	LG	TD	INTERCEPTIONS		NO	YDS	AVG	LG	TD								
		0	0	0	0	0	C.Hayward	2	29	14.5	31	0									
Total		0	0	0	0	0	Total	2	29	14.5	31	0									
PUNTING		NO	YDS	AVG	NET	TB	IN20	LG	PUNTING		NO	YDS	AVG	NET	TB	IN20	LG				
B.Nortman	4	179	44.8	39.5	0	2	56	D.Kaser	4	173	43.3	41.0	0	2	56						
Total	4	179	44.8	39.5	0	2	56	Total	4	173	43.3	41.0	0	2	56						
PUNT RETURNS		NO	YDS	AVG	FC	LG	TD	PUNT RETURNS		NO	YDS	AVG	FC	LG	TD						
R.Groene	2	9	4.5	1	8	0	T.Benjamin	2	21	10.5	0	12	0								
[OUT OF BOUNDS]	1	0	0.0	0	0	0	[DOWNED]	2	0	0.0	0	0	0								
Total	2	9	4.5	1	8	0	Total	2	21	10.5	0	12	0								
KICKOFF RETURNS		NO	YDS	AVG	FC	LG	TD	KICKOFF RETURNS		NO	YDS	AVG	FC	LG	TD						
C.Grant	3	67	22.3	0	24	0	[OUT OF BOUNDS]	1	0	0.0	0	0	0								
[TOUCHBACK]	4	0	0.0	0	0	0	[TOUCHBACK]	1	0	0.0	0	0	0								
Total	3	67	22.3	0	24	0	Total	0	0	0.0	0	0	0								
Jacksonville Jaguars											San Diego Chargers										
FUMBLES		FUM	LOST	OWN-REC	YDS	TD	FORCED	OPP-REC	YDS	TD	OUT-BDS										
B.Bortles	1	1	0	0	0	0	0	0	0	0	0										
Y.Ngakou	0	0	0	0	0	0	1	0	0	0	0										
J.Cyprien	0	0	0	0	0	0	1	0	0	0	0										
Total	1	1	0	0	0	0	1	1	0	0	0										
San Diego Chargers		FUM	LOST	OWN-REC	YDS	TD	FORCED	OPP-REC	YDS	TD	OUT-BDS										
P.Rivers	1	1	0	0	0	0	0	0	0	0	0										
M.Ingram	0	0	0	0	0	0	1	0	0	0	0										
C.Liuguet	0	0	0	0	0	0	0	1	0	0	0										
Total	1	1	0	0	0	0	1	1	0	0	0										

# WEEK 3 RECAP — INDIANAPOLIS 26, CHARGERS 22

The Chargers lost a heartbreaker in Indianapolis, falling to the Colts 26-22 on a 63-yard touchdown catch-and-run by **T.Y. Hilton** with 1:17 left in the game.

The Chargers faced a hostile crowd on the road for a late-afternoon kickoff at Lucas Oil Stadium and it faced some early adversity, but the Bolts clawed their way back into the game. The Colts led 13-6 heading toward halftime when **Jatavis Brown**, subbing for an injured **Manti Te'o**, made a great play with a sack and forced fumble against **Andrew Luck**, which was recovered by **Caraun Reid** and returned 61 yards for a score to tie the game at 13-13. It was the eighth longest fumble return in franchise history and it was caused by Brown's first NFL sack and forced fumble.

The Chargers then took their first lead of the game early in the third quarter when **Melvin Gordon** capped a 12-play, 80-yard drive with a one-yard touch-

down run. The Colts' **Antonio Cromartie** blocked the PAT, but the Bolts still led 19-13. Indianapolis answered with a touchdown to go back up 20-19, but the Bolts reclaimed the lead with a 27-yard **Josh Lambo** field goal midway thru the final quarter. After an exchange of punts, the Colts got the ball back down by two (22-20) with 2:29 left in the game. Down to potentially their final play just before the two minute warning, Luck completed an eight-yard pass to Hilton on a 4th-and-7, and two plays later, he and Hilton hooked up again for a 63-yard score that gave the Colts the 26-22 lead.

The Chargers re-took possession with 1:17 to play, but on the third play of their series, **Hunter Henry** was stripped by the Colts' **Clayton Geathers** and the Colts went on to close out the victory.

VISITOR:	San Diego Chargers	0	13	6	3	0	22
HOME:	Indianapolis Colts	10	3	7	6	0	26

## Scoring Plays

Team	Qtr	Time	Play Description (Extra Point) (Drive Info)	Visitor	Home
Colts	1	8:53	A.Vinatieri 38 yd. Field Goal (11-58, 6:07)	0	3
Colts	1	3:39	F.Gore 6 yd. run (A.Vinatieri kick) (9-85, 3:25)	0	10
Chargers	2	14:51	J.Lambo 42 yd. Field Goal (10-50, 3:48)	3	10
Chargers	2	14:04	J.Lambo 34 yd. Field Goal (4--10, 0:32)	6	10
Colts	2	6:25	A.Vinatieri 33 yd. Field Goal (11-60, 7:39)	6	13
Chargers	2	0:55	C.Reid 61 yd. fumble return (J.Lambo kick)	13	13
Chargers	3	8:23	M.Gordon 1 yd. run (kick blocked) (12-80, 6:37)	19	13
Colts	3	2:39	R.Turbin 1 yd. run (A.Vinatieri kick) (10-75, 5:44)	19	20
Chargers	4	7:34	J.Lambo 27 yd. Field Goal (9-73, 4:25)	22	20
Colts	4	1:17	T.Hilton 63 yd. pass from A.Luck (pass failed) (6-83, 1:12)	22	26

Paid Attendance: 64,747 Time: 3:23

San Diego Chargers vs Indianapolis Colts  
9/25/2016 at Lucas Oil Stadium

## Final Team Statistics

	Visitor Chargers	Home Colts
<b>TOTAL FIRST DOWNS</b>	17	24
By Rushing	1	6
By Passing	16	13
By Penalty	0	5
<b>THIRD DOWN EFFICIENCY</b>	4-11-36%	2-9-22%
<b>FOURTH DOWN EFFICIENCY</b>	0-0-0%	1-1-100%
<b>TOTAL NET YARDS</b>	352	410
Total Offensive Plays (inc. times thrown passing)	58	65
Average gain per offensive play	6.1	6.3
<b>NET YARDS RUSHING</b>	37	93
Total Rushing Plays	17	26
Average gain per rushing play	2.2	3.6
Tackles for a loss-number and yards	1-1	2-2
<b>NET YARDS PASSING</b>	315	317
Times thrown - yards lost attempting to pass	2-11	2-14
Gross yards passing	326	331
<b>PASS ATTEMPTS-COMPLETIONS-HAD INTERCEPTED</b>	39-26-0	37-24-1
Avg gain per pass play (inc.# thrown passing)	7.7	8.1
<b>KICKOFFS Number-In End Zone-Touchbacks</b>	6-4-4	6-5-3
<b>PUNTS Number and Average</b>	3-40.3	3-40.3
Had Blocked	0	0
<b>FGs - PATs Had Blocked</b>	0-1	0-0
<b>Net Punting Average</b>	40.3	40.3
<b>TOTAL RETURN YARDAGE (Not Including Kickoffs)</b>	21	0
No. and Yards Punt Returns	1-0	1-0
No. and Yards Kickoff Returns	3-59	2-33
No. and Yards Interception Returns	1-21	0-0
<b>PENALTIES Number and Yards</b>	10-80	10-66
<b>FUMBLES Number and Lost</b>	4-3	2-1
<b>TOUCHDOWNS</b>	2	3
Rushing	1	2
Passing	0	1
Fumbles	1	0
<b>EXTRA POINTS Made-Attempts</b>	1-2	2-3
Kicking Made-Attempts	1-2	2-2
Passing Made-Attempts	0-0	0-1
<b>FIELD GOALS Made-Attempts</b>	3-3	2-2
<b>RED ZONE EFFICIENCY</b>	1-4-25%	2-3-67%
<b>GOAL TO GO EFFICIENCY</b>	1-3-33%	2-2-100%
<b>SAFETIES</b>	0	0
<b>FINAL SCORE</b>	22	26
<b>TIME OF POSSESSION</b>	27:17	32:43

San Diego Chargers vs Indianapolis Colts  
9/25/2016 at Lucas Oil Stadium

## Final Individual Statistics

San Diego Chargers													Indianapolis Colts																																																																																																			
RUSHING						PASSING						PASS RECEIVING						RUSHING						PASSING						PASS RECEIVING																																																																																		
	ATT	YDS	AVG	LG	TD		ATT	CMP	YDS	SK/YD	TD		TAR	REC	YDS	AVG	LG	TD		ATT	YDS	AVG	LG	TD		ATT	CMP	YDS	SK/YD	TD		TAR	REC	YDS	AVG	LG	TD																																																																											
M.Gordon	16	35	2.2	7	1	F.Gore	21	82	3.9	19	1	Ty.Williams	11	8	174	21.8	63	1	F.Gore	21	82	3.9	19	1	H.Henry	6	6	65	10.8	16	0	H.Henry	5	5	72	14.4	33	0	T.Benjamin	5	3	35	11.7	14	0	P.Rivers	1	2	2.0	2	0	J.Ferguson	4	3	29	9.7	14	0	D.Inman	4	3	27	9.0	18	0	Total	17	37	2.2	7	1	Total	26	93	3.6	19	2	D.McCluster	3	2	9	4.5	6	0	S.McGrath	2	0	0	0.0	0	0	D.Watt	1	1	13	13.0	13	0	Total	37	26	326	12.5	43	0	Total	35	24	331	13.8	63	1
<b>INTERCEPTIONS</b>													<b>INTERCEPTIONS</b>																																																																																																			
C.Hayward 1 21 21.0 21 0													C.Hayward 1 21 21.0 21 0																																																																																																			
Total 1 21 21.0 21 0													Total 0 0 0 0 0 0																																																																																																			
<b>PUNTING</b>													<b>PUNTING</b>																																																																																																			
D.Kaser 3 121 40.3 40.3 0 1 46						P.McAfee 3 121 40.3 40.3 0 3 50						Total 3 121 40.3 40.3 0 3 50						Total 3 121 40.3 40.3 0 3 50																																																																																														
<b>PUNT RETURNS</b>													<b>PUNT RETURNS</b>																																																																																																			
T.Benjamin 1 0 0.0 0 0 0						Q.Bray 1 0 0.0 2 0 0						[DOWNED] 1 0 0.0 0 0 0						[OUT OF BOUNDS] 1 0 0.0 0 0 0																																																																																														
Total 1 0 0.0 0 0 0													Total 1 0 0.0 2 0 0																																																																																																			
<b>KICKOFF RETURNS</b>													<b>KICKOFF RETURNS</b>																																																																																																			
D.McCluster 2 39 19.5 0 24 0						Q.Bray 1 18 18.0 0 18 0						C.Mager 1 20 20.0 0 20 0						J.Todman 1 15 15.0 0 15 0																																																																																														
Total 4 3 1 0 0 2													Total 4 0 0 0 0 0																																																																																																			
<b>San Diego Chargers FUMBLES</b>													<b>Indianapolis Colts FUMBLES</b>																																																																																																			
T.Benjamin 2 1 0 0 0 0													A.Luck 1 1 1 0 0 0																																																																																																			
H.Henry 1 1 0 0 0 0													F.Gore 1 0 0 0 0 0																																																																																																			
P.Rivers 1 1 0 0 0 0													E.Walden 0 0 0 0 0 2																																																																																																			
J.Verrett 0 0 1 0 0 0													C.Geathers 0 0 0 0 0 1																																																																																																			
J.Brown 0 0 0 0 0 1													M.Adams 0 0 0 0 0 0																																																																																																			
K.Emanuel 0 0 0 0 0 1													D.Jackson 0 0 0 0 0 1																																																																																																			
C.Reid 0 0 0 0 0 0													K.Langford 0 0 0 0 0 1																																																																																																			
Total 4 3 1 0 0 2													Total 2 1 1 0 0 3																																																																																																			

# WEEK 4 RECAP — NEW ORLEANS 35, CHARGERS 34

The Chargers lost a 13-point fourth quarter lead and fell to New Orleans, 35-34, after the Saints converted two late turnovers into 14 fourth-quarter points.

The game was a back-and-forth affair early on with the teams exchanging touchdowns through the first quarter and a half. The Chargers scored on touchdown catches by **Hunter Henry** and **Dontrelle Inman** before a 30-yard field goal after an interception gave the Bolts a 17-14 lead, their first of the game. The Chargers stretched that lead to 10 (24-14) on a one-yard touchdown run by **Melvin Gordon** just before the end of the first half.

New Orleans trimmed the deficit to three with a touchdown early in the third quarter but it was followed by two straight three-and-outs by San Diego's defense and after the second, the Bolts extended their lead back to 10 following another one-yard touchdown run by Gordon.

Still up 10 at the start of the fourth quarter, the Bolts took advantage of an early fourth-quarter interception by **Adrian Phillips** and kicked a field goal to stretch the lead to 13 (34-21).

San Diego's defense stopped New Orleans again to force a punt, but on the first play after said punt, the Saints' defense forced a fumble by Gordon and New Orleans recovered. Four plays later, the Saints scored a touchdown to cut the deficit to six (34-28). Then on the first play of San Diego's very next possession, **Travis Benjamin** fumbled after a catch and again New Orleans recovered. Seven plays later the Saints scored on a one-yard run to take a 35-34 lead, their first lead since early in the game. The Chargers got the ball back one final time with 1:57 remaining, but facing a 4th-and-22, the Saints intercepted **Philip Rivers** and in turn ran out the clock to close out the come-from-behind victory.

VISITOR:	New Orleans Saints	7	7	7	14	0	35
HOME:	San Diego Chargers	7	17	0	10	0	34

## Scoring Plays

Team	Qtr	Time	Play Description (Extra Point) (Drive Info)	Visitor	Home
Saints	1	10:32	M.Ingram 1 yd. run (W.Lutz kick) (11-75, 4:28)	7	0
Chargers	1	1:10	H.Henry 20 yd. pass from P.Rivers (J.Lambo kick) (7-62, 3:30)	7	7
Saints	2	9:20	J.Kuhn 4 yd. pass from D.Brees (W.Lutz kick) (14-75, 6:50)	14	7
Chargers	2	7:04	D.Inman 57 yd. pass from P.Rivers (J.Lambo kick) (4-75, 2:16)	14	14
Chargers	2	4:50	J.Lambo 30 yd. Field Goal (5-29, 2:05)	14	17
Chargers	2	0:13	M.Gordon 1 yd. run (J.Lambo kick) (11-47, 2:14)	14	24
Saints	3	9:00	J.Kuhn 1 yd. run (W.Lutz kick) (9-48, 4:18)	21	24
Chargers	4	12:15	M.Gordon 1 yd. run (J.Lambo kick) (14-74, 6:28)	21	31
Chargers	4	8:39	J.Lambo 47 yd. Field Goal (6--3, 2:48)	21	34
Saints	4	4:50	M.Thomas 5 yd. pass from D.Brees (W.Lutz kick) (4-13, 1:50)	28	34
Saints	4	1:57	J.Kuhn 1 yd. run (W.Lutz kick) (7-31, 2:45)	35	34
Paid Attendance: 60,641				Time: 3:22	

New Orleans Saints vs San Diego Chargers  
10/2/2016 at Qualcomm Stadium

## Final Team Statistics

	Visitor Saints	Home Chargers
<b>TOTAL FIRST DOWNS</b>	21	21
By Rushing	6	5
By Passing	15	15
By Penalty	0	1
<b>THIRD DOWN EFFICIENCY</b>	11-18-61%	6-13-46%
<b>FOURTH DOWN EFFICIENCY</b>	1-1-100%	0-1-0%
<b>TOTAL NET YARDS</b>	275	346
Total Offensive Plays (inc. times thrown passing)	72	67
Average gain per offensive play	3.8	5.2
<b>NET YARDS RUSHING</b>	83	38
Total Rushing Plays	34	21
Average gain per rushing play	2.4	1.8
Tackles for a loss-number and yards	2-8	2-5
<b>NET YARDS PASSING</b>	192	308
Times thrown - yards lost attempting to pass	2-15	3-13
Gross yards passing	207	321
<b>PASS ATTEMPTS-COMPLETIONS-HAD INTERCEPTED</b>	36-23-2	43-28-1
Avg gain per pass play (inc.# thrown passing)	5.1	6.7
<b>KICKOFFS Number-In End Zone-Touchbacks</b>	6-6-4	7-7-5
<b>PUNTS Number and Average</b>	5-51.2	4-44.0
Had Blocked	0	0
<b>FGs - PATs Had Blocked</b>	0-0	0-0
<b>Net Punting Average</b>	45.2	41.0
<b>TOTAL RETURN YARDAGE (Not Including Kickoffs)</b>	19	60
No. and Yards Punt Returns	2-12	3-30
No. and Yards Kickoff Returns	2-49	2-51
No. and Yards Interception Returns	1-7	2-30
<b>PENALTIES Number and Yards</b>	6-34	5-46
<b>FUMBLES Number and Lost</b>	0-0	4-2
<b>TOUCHDOWNS</b>	5	4
Rushing	3	2
Passing	2	2
<b>EXTRA POINTS Made-Attempts</b>	5-5	4-4
Kicking Made-Attempts	5-5	4-4
<b>FIELD GOALS Made-Attempts</b>	0-0	2-2
<b>RED ZONE EFFICIENCY</b>	5-5-100%	2-4-50%
<b>GOAL TO GO EFFICIENCY</b>	3-3-100%	2-3-67%
<b>SAFETIES</b>	0	0
<b>FINAL SCORE</b>	35	34
<b>TIME OF POSSESSION</b>	32:39	27:21

New Orleans Saints vs San Diego Chargers  
10/2/2016 at Qualcomm Stadium

## Final Individual Statistics

New Orleans Saints													San Diego Chargers												
RUSHING		ATT	YDS	AVG	LG	TD	RUSHING		ATT	YDS	AVG	LG	TD												
M.Ingram		18	56	3.1	10	1	M.Gordon		19	36	1.9	10	2												
D.Lasco		4	12	3.0	6	0	D.McCluster		1	2	2.0	2	0												
T.Hightower		4	11	2.8	4	0	P.Rivers		1	0	0.0	0	0												
J.Kuhn		3	5	1.7	3	2																			
T.Lewis		1	3	3.0	3	0																			
D.Brees		4	-4	-1.0	-1	0																			
Total		34	83	2.4	10	3	Total		21	38	1.8	10	2												
PASSING		ATT	CMP	YDS	SK/YD	TD	LG	IN	RT	PASSING		ATT	CMP	YDS	SK/YD	TD	LG	IN	RT						
D.Brees		36	23	207	2/15	2	23	2	74.7	P.Rivers		43	28	321	3/13	2	57	1	93.3						
Total		36	23	207	2/15	2	23	2	74.7	Total		43	28	321	3/13	2	57	1	93.3						
PASS RECEIVING		TAR	REC	YDS	AVG	LG	TD	PASS RECEIVING		TAR	REC	YDS	AVG	LG	TD										
M.Ingram		7	6	49	8.2	20	0	D.Inman		11	7	120	17.1	57	1										
M.Thomas		9	4	44	11.0	15	1	M.Gordon		7	6	43	7.2	12	0										
B.Cooks		6	3	31	10.3	15	0	Ty.Williams		8	5	40	8.0	16	0										
C.Fleener		5	3	19	6.3	9	0	H.Henry		7	4	61	15.3	20	1										
B.Coleman		3	2	17	8.5	11	0	T.Benjamin		7	4	48	12.0	25	0										
J.Kuhn		2	2	7	3.5	4	1	D.McCluster		3	2	9	4.5	7	0										
W.Snead		1	1	23	23.0	23	0																		
T.Lewis		1	1	10	10.0	10	0																		
D.Lasco		2	1	7	7.0	7	0																		
Total		36	23	207	9.0	23	2	Total		43	28	321	11.5	57	2										
INTERCEPTIONS		NO	YDS	AVG	LG	TD	INTERCEPTIONS		NO	YDS	AVG	LG	TD												
B.Webb		1	7	7.0	7	0	A.Phillips		1	22	22.0	22	0												
							C.Mager		1	8	8.0	8	0												
Total		1	7	7.0	7	0	Total		2	30	15.0	22	0												
PUNTING		NO	YDS	AVG	NET	TB	IN20	LG	PUNTING		NO	YDS	AVG	NET	TB	IN20	LG								
T.Morstead		5	256	51.2	45.2	0	1	62	D.Kaser		4	176	44.0	41.0	0	0	49								
Total		5	256	51.2	45.2	0	1	62	Total		4	176	44.0	41.0	0	0	49								
PUNT RETURNS		NO	YDS	AVG	FC	LG	TD	PUNT RETURNS		NO	YDS	AVG	FC	LG	TD										
T.Lewis		2	12	6.0	1	7	0	T.Benjamin		3	30	10.0	0	18	0										
[DOWNED]		1	0	0.0	0	0	0	[DOWNED]		2	0	0.0	0	0	0										
Total		2	12	6.0	1	7	0	Total		3	30	10.0	0	18	0										
KICKOFF RETURNS		NO	YDS	AVG	FC	LG	TD	KICKOFF RETURNS		NO	YDS	AVG	FC	LG	TD										
T.Cadet		2	49	24.5	0	25	0	D.McCluster		2	51	25.5	0	30	0										
[TOUCHBACK]		5	0	0.0	0	0	0	[TOUCHBACK]		4	0	0.0	0	0	0										
Total		2	49	24.5	0	25	0	Total		2	51	25.5	0	30	0										
New Orleans Saints													San Diego Chargers												
FUMBLES		FUM	LOST	OWN-REC	YDS	TD	FORCED	OPP-REC	YDS	TD	OUT-BDS														
V.Bell		0	0	0	0	0	0	1	0	0	0														
C.Jordan		0	0	0	0	0	0	1	0	0	0														
N.Stupar		0	0	0	0	0	0	1	0	0	0														
D.Tapp		0	0	0	0	0	0	1	0	0	0														
Total		0	0	0	0	0	0	2	2	0	0														
San Diego Chargers		FUM	LOST	OWN-REC	YDS	TD	FORCED	OPP-REC	YDS	TD	OUT-BDS														
P.Rivers		2	0	0	-7	0	0	0	0	0	0														
T.Benjamin		1	1	0	0	0	0	0	0	0	0														
M.Gordon		1	1	0	0	0	0	0	0	0	0														
Total		4	2	2	-7	0	0	0	0	0	0														



# WEEK 5 RECAP — OAKLAND 34, CHARGERS 31

The Chargers lost yet another heartbreaker, falling to the Oakland Raiders, 34-31 at the Oakland-Alameda Coliseum. It was a mistake-filled game for the Chargers, who lost four turnovers - two fumbles and two interceptions - and had a potential 36-yard game-tying field goal with 2:07 remaining in the game go awry.

Despite two interceptions and a lost fumble in the first half, the Chargers took a 10-9 lead into the locker room at halftime, their touchdown courtesy of a 29-yard catch by **Tyrell Williams**. Oakland also turned over the ball once with nose tackle **Brandon Mebane** snagging his first NFL interception on the game's opening series. In the first half, the Chargers' defense held the Raiders out of the end zone, forcing four field goal tries, one of which sailed wide right.

The floodgates opened in the third quarter as the teams combined for 32 points. The Chargers scored touchdowns on their first two possessions of the quarter - the first by **Melvin Gordon** and the second by **Hunter Henry**. Late in

the third quarter, the Chargers held a 24-19 lead but all the momentum turned following a Gordon fumble. Oakland capitalized on the turnover and took a 27-24 lead when **Michael Crabtree** reeled in a 21-yard touchdown catch on a 4th-and-2 play. Oakland's defense then forced a three-and-out which was followed by a 16-yard punt from rookie **Drew Kaser** that gave the Raiders excellent field position. They took advantage of the miscue and scored another touchdown to go up 34-24. San Diego regained its footing and answered right back with a 12-play touchdown drive to get back within three (34-31) on a four-yard touchdown catch by **Antonio Gates**, which was followed by a three-and-out by San Diego's defense. On the ensuing possession, the Chargers drove all the way to the Raiders' 18-yard line where they set up to attempt a game-tying 36-yard field goal with 2:07 remaining, but Kaser was unable to handle the snap and the field goal try never went off and the Raiders held on for the 34-31 win.

VISITOR:	San Diego Chargers	0	10	14	7	0	31
HOME:	Oakland Raiders	3	6	18	7	0	34

## Scoring Plays

Team	Qtr	Time	Play Description (Extra Point) (Drive Info)	Visitor	Home
Raiders	1	4:00	S.Janikowski 20 yd. Field Goal (16-87, 8:01)	0	3
Chargers	2	13:07	Ty.Williams 29 yd. pass from P.Rivers (J.Lambo kick) (8-60, 3:20)	7	3
Raiders	2	7:13	S.Janikowski 26 yd. Field Goal (11-67, 5:54)	7	6
Chargers	2	4:24	J.Lambo 36 yd. Field Goal (5-57, 2:49)	10	6
Raiders	2	0:00	S.Janikowski 56 yd. Field Goal (4-6, 1:39)	10	9
Chargers	3	12:31	M.Gordon 18 yd. pass from P.Rivers (J.Lambo kick) (4-75, 2:29)	17	9
Raiders	3	11:25	A.Cooper 64 yd. pass from D.Carr (S.Janikowski kick) (5-75, 1:06)	17	16
Chargers	3	10:10	H.Henry 1 yd. pass from P.Rivers (J.Lambo kick) (3-75, 1:15)	24	16
Raiders	3	4:41	S.Janikowski 48 yd. Field Goal (10-45, 5:29)	24	19
Raiders	3	1:09	M.Crabtree 21 yd. pass from D.Carr (D.Carr-A.Cooper pass) (6-38, 2:45)	24	27
Raiders	4	12:51	J.Olawale 1 yd. run (S.Janikowski kick) (4-32, 2:09)	24	34
Chargers	4	6:21	A.Gates 4 yd. pass from P.Rivers (J.Lambo kick) (12-75, 6:30)	31	34

Paid Attendance: 54,275 Time: 3:15

San Diego Chargers vs Oakland Raiders  
10/9/2016 at Oakland-Alameda County Coliseum

## Final Team Statistics

	Visitor Chargers	Home Raiders
<b>TOTAL FIRST DOWNS</b>	17	19
By Rushing	3	6
By Passing	13	12
By Penalty	1	1
<b>THIRD DOWN EFFICIENCY</b>	2-8-25%	5-14-36%
<b>FOURTH DOWN EFFICIENCY</b>	0-1-0%	1-1-100%
<b>TOTAL NET YARDS</b>	423	389
Total Offensive Plays (inc. times thrown passing)	51	68
Average gain per offensive play	8.3	5.7
<b>NET YARDS RUSHING</b>	72	89
Total Rushing Plays	19	25
Average gain per rushing play	3.8	3.6
Tackles for a loss-number and yards	2-2	4-10
<b>NET YARDS PASSING</b>	351	300
Times thrown - yards lost attempting to pass	2-8	3-17
Gross yards passing	359	317
<b>PASS ATTEMPTS-COMPLETIONS-HAD INTERCEPTED</b>	30-21-2	40-25-1
Avg gain per pass play (inc.# thrown passing)	11.0	7.0
<b>KICKOFFS Number-In End Zone-Touchbacks</b>	6-6-6	7-4-3
<b>PUNTS Number and Average</b>	1-16.0	3-46.3
Had Blocked	0	0
<b>FGs - PATs Had Blocked</b>	0-0	0-0
<b>Net Punting Average</b>	16.0	41.3
<b>TOTAL RETURN YARDAGE (Not Including Kickoffs)</b>	20	48
No. and Yards Punt Returns	2-15	0-0
No. and Yards Kickoff Returns	4-75	0-0
No. and Yards Interception Returns	1-5	2-48
<b>PENALTIES Number and Yards</b>	4-38	6-36
<b>FUMBLES Number and Lost</b>	5-2	0-0
<b>TOUCHDOWNS</b>	4	3
Rushing	0	1
Passing	4	2
<b>EXTRA POINTS Made-Attempts</b>	4-4	3-3
Kicking Made-Attempts	4-4	2-2
Passing Made-Attempts	0-0	1-1
<b>FIELD GOALS Made-Attempts</b>	1-1	4-5
<b>RED ZONE EFFICIENCY</b>	3-5-60%	1-3-33%
<b>GOAL TO GO EFFICIENCY</b>	2-2-100%	1-3-33%
<b>SAFETIES</b>	0	0
<b>FINAL SCORE</b>	31	34
<b>TIME OF POSSESSION</b>	23:42	36:18

San Diego Chargers vs Oakland Raiders  
10/9/2016 at Oakland-Alameda County Coliseum

## Final Individual Statistics

San Diego Chargers													Oakland Raiders												
RUSHING			ATT	YDS	AVG	LG	TD	RUSHING			ATT	YDS	AVG	LG	TD										
M.Gordon	16	69	4.3	24	0	J.Richard	8	31	3.9	7	0														
D.Watt	1	2	2.0	2	0	D.Washington	9	23	2.6	8	0														
D.McCluster	1	1	1.0	1	0	J.Olawale	6	22	3.7	17	1														
D.Kaser	1	0	0.0	0	0	D.Carr	2	13	6.5	7	0														
Total	19	72	3.8	24	0	Total	25	89	3.6	17	1														
PASSING			ATT	CMP	YDS	SK/YD	TD	LG	IN	RT	PASSING			ATT	CMP	YDS	SK/YD	TD	LG	IN	RT				
P.Rivers	30	21	359	2/8	4	59	2	122.1	D.Carr	40	25	317	3/17	2	64	1	93.4								
Total	30	21	359	2/8	4	59	2	122.1	Total	40	25	317	3/17	2	64	1	93.4								
PASS RECEIVING			TAR	REC	YDS	AVG	LG	TD	PASS RECEIVING			TAR	REC	YDS	AVG	LG	TD								
T.Benjamin	11	7	117	16.7	54	0	A.Cooper	12	6	138	23.0	64	1												
Ty.Williams	6	5	117	23.4	50	1	J.Richard	7	6	66	11.0	22	0												
A.Gates	5	4	30	7.5	9	1	D.Washington	6	5	29	5.8	10	0												
H.Henry	4	3	74	24.7	59	1	M.Crabtree	7	3	47	15.7	21	1												
M.Gordon	1	1	18	18.0	18	1	S.Roberts	3	2	22	11.0	16	0												
D.Inman	3	1	3	3.0	3	0	A.Holmes	3	2	13	6.5	8	0												
Total	30	21	359	17.1	59	4	Total	39	25	317	12.7	64	2												
INTERCEPTIONS			NO	YDS	AVG	LG	TD	INTERCEPTIONS			NO	YDS	AVG	LG	TD										
B.Mebane	1	5	5.0	5	0	S.Smith	1	27	27.0	27	0														
Total	1	5	5.0	5	0	Total	1	21	21.0	21	0														
PUNTING			NO	YDS	AVG	NET	TB	IN20	LG	PUNTING			NO	YDS	AVG	NET	TB	IN20	LG						
D.Kaser	1	16	16.0	16.0	0	0	16	M.King	3	139	46.3	41.3	0	0	51										
Total	1	16	16.0	16.0	0	0	16	Total	3	139	46.3	41.3	0	0	51										
PUNT RETURNS			NO	YDS	AVG	FC	LG	TD	PUNT RETURNS			NO	YDS	AVG	FC	LG	TD								
D.McCluster	2	15	7.5	0	9	0	[OUT OF BOUNDS]	1	0	0.0	0	0	0												
[OUT OF BOUNDS]	1	0	0.0	0	0	0	Total	0	0	0.0	0	0	0												
Total	2	15	7.5	0	9	0	Total	0	0	0.0	0	0	0												
KICKOFF RETURNS			NO	YDS	AVG	FC	LG	TD	KICKOFF RETURNS			NO	YDS	AVG	FC	LG	TD								
D.McCluster	4	75	18.8	0	20	0	[TOUCHBACK]	6	0	0.0	0	0	0												
[TOUCHBACK]	3	0	0.0	0	0	0	Total	0	0	0.0	0	0	0												
Total	4	75	18.8	0	20	0	Total	0	0	0.0	0	0	0												
San Diego Chargers													Oakland Raiders												
FUMBLES			FUM	LOST	OWN-REC	YDS	TD	FORCED	OPP-REC	YDS	TD	OUT-BDS	FUMBLES			FUM	LOST	OWN-REC	YDS	TD	FORCED	OPP-REC	YDS	TD	OUT-BDS
T.Benjamin	1	0	0	0	0	0	0	0	0	0	0	0	1												
A.Gates	1	1	0	0	0	0	0	0	0	0	0	0													
M.Gordon	1	1	0	0	0	0	0	0	0	0	0	0													
P.Rivers	1	0	0	0	0	0	0	0	0	0	0	0													
D.Kaser	1	0	0	-17	0	0	0	0	0	0	0	0													
C.Hairston	0	0	1	0	0	0	0	0	0	0	0	0													
S.McGrath	0	0	1	0	0	0	0	0	0	0	0	0													
Total	5	2	2	-17	0	0	0	0	0	0	0	1													
S.McGee	0	0	0	0	0	0	2	0	0	0	0	0													
P.Riley	0	0	0	0	0	0	1	0	0	0	0	0													
K.Joseph	0	0	0	0	0	0	1	0	0	0	0	0													
R.Nelson	0	0	0	0	0	0	1	0	0	0	0	0													
Total	0	0	0	0	0	0	3	2	0	0	0	0													

# WEEK 6 RECAP — CHARGERS 21, DENVER 13

The Chargers snapped a three-game losing streak with a hard-fought 21-13 win over the Denver Broncos at Qualcomm Stadium before a national television audience on CBS and the NFL Network's Thursday Night Football. The win helped the Chargers snap a 10-game AFC West losing streak.

The Chargers scored on their first two possessions of the game to stake out to an early 10-0 lead. The scores came courtesy of a five-yard touchdown catch by **Hunter Henry** and the first of a career-high four field goals from **Josh Lambo**. San Diego's defense was outstanding, holding Denver to just three first half points and those came only after the Broncos recovered a muffed punt return at the Bolts' 11-yard line.

San Diego's defense pitched a shutout in the third quarter as San Diego added three more Lambo field goals to stretch their lead to 19-3.

Special teams would make another big play to down a **Drew Kaser** punt at the Broncos' three early in the fourth quarter and on the very next play, **Carau Reid** drew a holding penalty against the Broncos in the end zone and the resulting safety gave the Bolts a 21-3 cushion.

Denver scored a touchdown to get within 21-10 midway through the fourth quarter, but on their very next possession, **Jatavis Brown** forced a fumble against **Demaryius Thomas** that the Chargers recovered to hold the Broncos at bay. Denver would add a late field goal to get within 21-13 and the Broncos recovered an onside kick to have one last shot at tying the game in the waning seconds, but San Diego's defense came up with a big stop as time expired and the Bolts held on for the 21-13 win.

VISITOR:	Denver Broncos	0	3	0	10	0	13
HOME:	San Diego Chargers	7	3	9	2	0	21

## Scoring Plays

Team	Qtr	Time	Play Description (Extra Point) (Drive Info)	Visitor	Home
Chargers	1	8:00	H.Henry 5 yd. pass from P.Rivers (J.Lambo kick) (12-75, 7:00)	0	7
Chargers	2	10:35	J.Lambo 37 yd. Field Goal (18-75,10:03)	0	10
Broncos	2	5:40	B.McManus 29 yd. Field Goal (4-0, 2:08)	3	10
Chargers	3	10:41	J.Lambo 21 yd. Field Goal (5-51, 2:10)	3	13
Chargers	3	7:15	J.Lambo 31 yd. Field Goal (4-7, 2:00)	3	16
Chargers	3	3:31	J.Lambo 32 yd. Field Goal (8-50, 2:51)	3	19
Chargers	4	11:59	Penalty on R.Okung enforced in end zone for a Safety	3	21
Broncos	4	8:08	B.Fowler 5 yd. pass from T.Siemian (B.McManus kick) (11-51, 3:51)	10	21
Broncos	4	0:27	B.McManus 46 yd. Field Goal (11-56, 2:36)	13	21

Paid Attendance: 58,904

Time: 3:18

Denver Broncos vs San Diego Chargers  
10/13/2016 at Qualcomm Stadium

## Final Team Statistics

	Visitor Broncos	Home Chargers
<b>TOTAL FIRST DOWNS</b>	16	16
By Rushing	6	5
By Passing	10	9
By Penalty	0	2
<b>THIRD DOWN EFFICIENCY</b>	6-15-40%	3-13-23%
<b>FOURTH DOWN EFFICIENCY</b>	0-1-0%	1-1-100%
<b>TOTAL NET YARDS</b>	304	265
Total Offensive Plays (inc. times thrown passing)	68	60
Average gain per offensive play	4.5	4.4
<b>NET YARDS RUSHING</b>	84	99
Total Rushing Plays	16	29
Average gain per rushing play	5.3	3.4
Tackles for a loss-number and yards	2-6	5-7
<b>NET YARDS PASSING</b>	220	166
Times thrown - yards lost attempting to pass	2-10	2-12
Gross yards passing	230	178
<b>PASS ATTEMPTS-COMPLETIONS-HAD INTERCEPTED</b>	50-30-0	29-18-0
Avg gain per pass play (inc.# thrown passing)	4.2	5.4
<b>KICKOFFS Number-In End Zone-Touchbacks</b>	5-2-2	6-6-4
<b>PUNTS Number and Average</b>	5-44.2	5-47.4
Had Blocked	0	0
<b>FGs - PATs Had Blocked</b>	0-0	0-0
<b>Net Punting Average</b>	38.6	44.0
<b>TOTAL RETURN YARDAGE (Not Including Kickoffs)</b>	17	28
No. and Yards Punt Returns	3-17	4-28
No. and Yards Kickoff Returns	2-46	2-12
No. and Yards Interception Returns	0-0	0-0
<b>PENALTIES Number and Yards</b>	12-103	3-20
<b>FUMBLES Number and Lost</b>	2-2	2-2
<b>TOUCHDOWNS</b>	1	1
Rushing	0	0
Passing	1	1
<b>EXTRA POINTS Made-Attempts</b>	1-1	1-1
Kicking Made-Attempts	1-1	1-1
<b>FIELD GOALS Made-Attempts</b>	2-3	4-4
<b>RED ZONE EFFICIENCY</b>	1-2-50%	1-5-20%
<b>GOAL TO GO EFFICIENCY</b>	1-1-100%	1-2-50%
<b>SAFETIES</b>	0	1
<b>FINAL SCORE</b>	13	21
<b>TIME OF POSSESSION</b>	26:32	33:28

Denver Broncos vs San Diego Chargers  
10/13/2016 at Qualcomm Stadium

## Final Individual Statistics

Denver Broncos											San Diego Chargers										
RUSHING	ATT	YDS	AVG	LG	TD	RUSHING	ATT	YDS	AVG	LG	TD	RUSHING	ATT	YDS	AVG	LG	TD				
D.Booker	5	46	9.2	17	0	M.Gordon	27	94	3.5	48	0	J.Norwood	7	5	39	7.8	11	0			
C.Anderson	10	37	3.7	11	0	K.Farrow	2	5	2.5	6	0	D.Thomas	10	5	35	7.0	11	0			
T.Siemian	1	1	1.0	1	0	Total	29	18	178	2/12	1	27	0	90.9	E.Sanders	6	4	40	10.0	20	0
Total	16	84	5.3	17	0	Total	29	99	3.4	48	0	C.Anderson	5	4	34	8.5	11	0			
<b>PASSING</b>	<b>ATT</b>	<b>CMP</b>	<b>YDS</b>	<b>SK/YD</b>	<b>TD</b>	<b>LG</b>	<b>IN</b>	<b>RT</b>	<b>PASSING</b>	<b>ATT</b>	<b>CMP</b>	<b>YDS</b>	<b>SK/YD</b>	<b>TD</b>	<b>LG</b>	<b>IN</b>	<b>RT</b>				
T.Siemian	50	30	230	2/10	1	20	0	77.9	P.Rivers	29	18	178	2/12	1	27	0	90.9				
Total	50	30	230	2/10	1	20	0	77.9	Total	29	18	178	2/12	1	27	0	90.9				
<b>PASS RECEIVING</b>	<b>TAR</b>	<b>REC</b>	<b>YDS</b>	<b>AVG</b>	<b>LG</b>	<b>TD</b>	<b>PASS RECEIVING</b>	<b>TAR</b>	<b>REC</b>	<b>YDS</b>	<b>AVG</b>	<b>LG</b>	<b>TD</b>								
J.Norwood	7	5	39	7.8	11	0	H.Henry	8	6	83	13.8	27	1								
D.Thomas	10	5	35	7.0	11	0	Ty.Williams	3	3	28	9.3	18	0								
E.Sanders	6	4	40	10.0	20	0	T.Benjamin	5	3	17	5.7	8	0								
C.Anderson	5	4	34	8.5	11	0	A.Gates	6	2	16	8.0	10	0								
J.Phillips	3	3	31	10.3	16	0	D.McCluster	2	2	15	7.5	10	0								
B.Fowler	7	3	22	7.3	10	1	D.Inman	1	1	11	11.0	11	0								
V.Green	4	3	21	7.0	9	0	D.Watt	1	1	8	8.0	8	0								
D.Booker	2	2	7	3.5	5	0	M.Gordon	2	0	0	0.0	0	0								
J.Taylor	3	1	1	1.0	1	0	G.Whalen	1	0	0	0.0	0	0								
Total	47	30	230	7.7	20	1	Total	29	18	178	9.9	27	1								
<b>INTERCEPTIONS</b>	<b>NO</b>	<b>YDS</b>	<b>AVG</b>	<b>LG</b>	<b>TD</b>	<b>INTERCEPTIONS</b>	<b>NO</b>	<b>YDS</b>	<b>AVG</b>	<b>LG</b>	<b>TD</b>										
Total	0	0	0	0	0	Total	0	0	0	0	0										
<b>PUNTING</b>	<b>NO</b>	<b>YDS</b>	<b>AVG</b>	<b>NET</b>	<b>TB</b>	<b>IN20</b>	<b>LG</b>	<b>PUNTING</b>	<b>NO</b>	<b>YDS</b>	<b>AVG</b>	<b>NET</b>	<b>TB</b>	<b>IN20</b>	<b>LG</b>						
R.Dixon	5	221	44.2	38.6	0	2	48	D.Kaser	5	237	47.4	44.0	0	4	60						
Total	5	221	44.2	38.6	0	2	48	Total	5	237	47.4	44.0	0	4	60						
<b>PUNT RETURNS</b>	<b>NO</b>	<b>YDS</b>	<b>AVG</b>	<b>FC</b>	<b>LG</b>	<b>TD</b>	<b>PUNT RETURNS</b>	<b>NO</b>	<b>YDS</b>	<b>AVG</b>	<b>FC</b>	<b>LG</b>	<b>TD</b>								
J.Norwood	2	16	8.0	1	10	0	D.McCluster	3	28	9.3	0	16	0								
A.Talib	1	1	1.0	0	1	0	T.Benjamin	1	0	0.0	0	0	0								
[DOWNED]	1	0	0.0	0	0	0	[DOWNED]	1	0	0.0	0	0	0								
Total	3	17	5.7	1	10	0	Total	4	28	7.0	0	16	0								
<b>KICKOFF RETURNS</b>	<b>NO</b>	<b>YDS</b>	<b>AVG</b>	<b>FC</b>	<b>LG</b>	<b>TD</b>	<b>KICKOFF RETURNS</b>	<b>NO</b>	<b>YDS</b>	<b>AVG</b>	<b>FC</b>	<b>LG</b>	<b>TD</b>								
J.Norwood	2	46	23.0	0	27	0	G.Whalen	1	12	12.0	0	12	0								
[TOUCHBACK]	4	0	0.0	0	0	0	K.Wiggins	1	0	0.0	0	0	0								
Total	2	46	23.0	0	27	0	[TOUCHBACK]	2	0	0.0	0	0	0								

### Denver Broncos

FUMBLES	FUM	LOST	OWN-REC	YDS	TD	FORCED	OPP-REC	YDS	TD	OUT-BDS
J.Taylor	1	1	0	0	0	0	0	0	0	0
D.Thomas	1	1	0	0	0	0	0	0	0	0
S.Keo	0	0	0	0	0	0	1	0	0	0
W.Parks	0	0	0	0	0	0	1	0	0	0
Total	2	2	0	0	0	0	2	0	0	0

### San Diego Chargers

FUMBLES	FUM	LOST	OWN-REC	YDS	TD	FORCED	OPP-REC	YDS	TD	OUT-BDS
T.Benjamin	1	1	0	0	0	0	0	0	0	0
K.Wiggins	1	1	0	0	0	0	0	0	0	0
K.Toomer	0	0	0	0	0	1	1	2	0	0
J.Brown	0	0	0	0	0	1	0	0	0	0
C.Mager	0	0	0	0	0	0	1	0	0	0
Total	2	2	0	0	0	2	2	2	0	0





# WEEK 9 RECAP — CHARGERS 43, TENNESSEE 35

The Chargers rode a career performance from **Melvin Gordon** and two defensive touchdowns to the tune of a 43-35 win over the Tennessee Titans on Alumni Weekend at Qualcomm Stadium.

Gordon rushed for 196 of the Chargers' 208 yards as he racked up 261 yards of total offense and scored a touchdown as the Bolts led early, fell behind and then outscored Tennessee 24-21 in the second half to win the game. San Diego's defense meanwhile held the NFL's third-leading rushing attack to just 80 yards, while **Dwight Lowery** and **Brandon Flowers** each scored touchdowns.

The Chargers scored the game's first 16 points on a field goal and a pair of touchdown passes from **Philip Rivers** to **Antonio Gates** and **Tyrell Williams**. Tennessee though got rolling in the second quarter with a couple touchdowns of their own that cut San Diego's lead to 19-14 at the half.

The Titans took the opening kickoff of the third quarter and put together a nine-play, 75-yard drive for their first and only lead of the game. It was a lead

the Chargers quickly erased on their ensuing possession when Gordon scored from a yard out to put the Bolts up 26-21. Then on Tennessee's next possession, **Korey Toomer** forced a fumble that Lowery returned 36 yards for a score that put the Chargers up, 33-21. After an exchange of punts, the Titans closed the gap to five early in the fourth quarter when **Delanie Walker** caught an eight-yard touchdown pass from **Marcus Mariota** that made the score 33-38.

Aided by a 35-yard Gordon catch-and-run on their ensuing possession, the Chargers stretched the lead back out to eight (36-28) on **Josh Lambo's** third field goal of the game. Then three plays later on a 3rd-and-6 with just over five minutes left in the game, Flowers undercut an out route and took the interception 33 yards for a touchdown that gave the Bolts a 43-28 lead. Tennessee scored a late touchdown to get back within eight, but Gordon converted two huge third downs with runs of 47 and two yards late in the final quarter, and the Chargers took two kneeldowns to win the game, 43-35.

VISITOR:	Tennessee Titans	0	14	7	14	0	35
HOME:	San Diego Chargers	9	10	14	10	0	43

## Scoring Plays

Team	Qtr	Time	Play Description (Extra Point) (Drive Info)	Visitor	Home
Chargers	1	10:02	A.Gates 13 yd. pass from P.Rivers (kick failed, wr) (9-75, 4:58)	0	6
Chargers	1	4:11	J.Lambo 32 yd. Field Goal (10-35, 4:44)	0	9
Chargers	2	14:18	Ty.Williams 6 yd. pass from P.Rivers (J.Lambo kick) (5-87, 2:51)	0	16
Titans	2	11:14	R.Matthews 16 yd. pass from M.Mariota (R.Succop kick) (8-75, 3:04)	7	16
Chargers	2	1:32	J.Lambo 23 yd. Field Goal (6-10, 0:52)	7	19
Titans	2	0:14	R.Matthews 7 yd. pass from M.Mariota (R.Succop kick) (7-75, 1:18)	14	19
Titans	3	12:19	M.Mariota 14 yd. run (R.Succop kick) (9-75, 2:41)	21	19
Chargers	3	5:28	M.Gordon 1 yd. run (J.Lambo kick) (14-75, 6:51)	21	26
Chargers	3	2:31	D.Lowery 36 yd. fumble return (J.Lambo kick)	21	33
Titans	4	9:51	D.Walker 8 yd. pass from M.Mariota (R.Succop kick) (7-80, 2:59)	28	33
Chargers	4	6:05	J.Lambo 36 yd. Field Goal (7-57, 3:46)	28	36
Chargers	4	4:51	B.Flowers 33 yd. interception return (J.Lambo kick)	28	43
Titans	4	2:45	D.Murray 1 yd. run (R.Succop kick) (10-75, 2:06)	35	43

Paid Attendance: 52,281

Time: 3:20

Tennessee Titans vs San Diego Chargers  
11/6/2016 at Qualcomm Stadium

## Final Team Statistics

	Visitor Titans	Home Chargers
<b>TOTAL FIRST DOWNS</b>	24	31
By Rushing	6	10
By Passing	15	16
By Penalty	3	5
<b>THIRD DOWN EFFICIENCY</b>	5-11-45%	5-11-45%
<b>FOURTH DOWN EFFICIENCY</b>	1-1-100%	0-0-0%
<b>TOTAL NET YARDS</b>	393	476
Total Offensive Plays (inc. times thrown passing)	62	73
Average gain per offensive play	6.3	6.5
<b>NET YARDS RUSHING</b>	80	208
Total Rushing Plays	19	39
Average gain per rushing play	4.2	5.3
Tackles for a loss-number and yards	4-6	3-8
<b>NET YARDS PASSING</b>	313	268
Times thrown - yards lost attempting to pass	0-0	1-7
Gross yards passing	313	275
<b>PASS ATTEMPTS-COMPLETIONS-HAD INTERCEPTED</b>	43-27-2	33-24-0
Avg gain per pass play (inc.# thrown passing)	7.3	7.9
<b>KICKOFFS Number-In End Zone-Touchbacks</b>	6-6-6	9-8-7
<b>PUNTS Number and Average</b>	4-45.5	3-46.7
Had Blocked	0	0
<b>FGs - PATs Had Blocked</b>	0-0	0-0
<b>Net Punting Average</b>	44.8	40.0
<b>TOTAL RETURN YARDAGE (Not Including Kickoffs)</b>	0	61
No. and Yards Punt Returns	1-0	2-3
No. and Yards Kickoff Returns	2-62	0-0
No. and Yards Interception Returns	0-0	2-58
<b>PENALTIES Number and Yards</b>	8-57	14-107
<b>FUMBLES Number and Lost</b>	1-1	0-0
<b>TOUCHDOWNS</b>	5	5
Rushing	2	1
Passing	3	2
Interceptions	0	1
Fumbles	0	1
<b>EXTRA POINTS Made-Attempts</b>	5-5	4-5
Kicking Made-Attempts	5-5	4-5
<b>FIELD GOALS Made-Attempts</b>	0-0	3-3
<b>RED ZONE EFFICIENCY</b>	5-5-100%	3-7-43%
<b>GOAL TO GO EFFICIENCY</b>	3-3-100%	2-3-67%
<b>SAFETIES</b>	0	0
<b>FINAL SCORE</b>	35	43
<b>TIME OF POSSESSION</b>	23:31	36:29

Tennessee Titans vs San Diego Chargers  
11/6/2016 at Qualcomm Stadium

## Final Individual Statistics

Tennessee Titans											San Diego Chargers											
RUSHING		ATT	YDS	AVG	LG	TD	RUSHING		ATT	YDS	AVG	LG	TD									
D.Murray	14	51	3.6	13	1	M.Gordon	32	196	6.1	47	1											
A.Andrews	2	15	7.5	9	0	K.Farrow	4	15	3.8	5	0											
M.Mariota	3	14	4.7	14	1	P.Rivers	3	-3	-1.0	0	0											
Total	19	80	4.2	14	2	Total	39	208	5.3	47	1											
PASSING		ATT	CMP	YDS	SK/YD	TD	LG	IN	RT	PASSING		ATT	CMP	YDS	SK/YD	TD	LG	IN	RT			
M.Mariota	43	27	313	0/0	3	48	2	88.6		P.Rivers	33	24	275	1/7	2	35	0	117.6				
Total	43	27	313	0/0	3	48	2	88.6		Total	33	24	275	1/7	2	35	0	117.6				
PASS RECEIVING		TAR	REC	YDS	AVG	LG	TD	PASS RECEIVING		TAR	REC	YDS	AVG	LG	TD							
D.Murray	7	7	29	4.1	10	0	Ty.Williams	7	6	65	10.8	19	1									
R.Matthews	10	6	63	10.5	16	2	D.Inman	9	6	56	9.3	17	0									
D.Walker	9	5	42	8.4	20	1	A.Gates	9	5	75	15.0	17	1									
T.Sharpe	8	4	58	14.5	29	0	M.Gordon	4	4	65	16.3	35	0									
K.Wright	5	2	64	32.0	48	0	T.Benjamin	1	1	5	5.0	5	0									
H.Douglas	2	2	48	24.0	27	0	J.Butler	1	1	5	5.0	5	0									
A.Fasano	1	1	9	9.0	9	0	K.Farrow	2	1	4	4.0	4	0									
Total	42	27	313	11.6	48	3	Total	33	24	275	11.5	35	2									
INTERCEPTIONS		NO	YDS	AVG	LG	TD	INTERCEPTIONS		NO	YDS	AVG	LG	TD									
Total	0	0	0	0	0	0	B.Flowers	1	33	33.0	33	1										
							C.Heyward	1	25	25.0	25	0										
							Total	2	58	29.0	33	1										
PUNTING		NO	YDS	AVG	NET	TB	IN20	LG	PUNTING		NO	YDS	AVG	NET	TB	IN20	LG					
B.Kern	4	182	45.5	44.8	0	1	55	D.Kaser	3	140	46.7	40.0	1	1	58							
Total	4	182	45.5	44.8	0	1	55	Total	3	140	46.7	40.0	1	1	58							
PUNT RETURNS		NO	YDS	AVG	FC	LG	TD	PUNT RETURNS		NO	YDS	AVG	FC	LG	TD							
M.Mariota	1	0	0.0	1	0	0	0	I.Burse	2	3	1.5	2	3	0								
[TOUCHBACK]	1	0	0.0	0	0	0	0	Total	2	3	1.5	2	3	0								
Total	1	0	0.0	1	0	0	0	Total	2	3	1.5	2	3	0								
KICKOFF RETURNS		NO	YDS	AVG	FC	LG	TD	KICKOFF RETURNS		NO	YDS	AVG	FC	LG	TD							
M.Mariota	2	52	26.0	0	37	0	0	[TOUCHBACK]	6	0	0.0	0	0	0								
[TOUCHBACK]	7	0	0.0	0	0	0	0	Total	0	0	0.0	0	0	0								
Total	2	52	26.0	0	37	0	0	Total	0	0	0.0	0	0	0								
Tennessee Titans											San Diego Chargers											
FUMBLES		FUM	LOST	OWN-REC	YDS	TD	FORCED	OPP-REC	YDS	TD	FUMBLES		FUM	LOST	OWN-REC	YDS	TD	FORCED	OPP-REC	YDS	TD	OUT-BDS
M.Mariota	1	1	1	0	0	0	0	0	0	0	M.Mariota	1	1	1	0	0	0	0	0	0	0	0
Total	1	1	1	0	0	0	0	0	0	0	Total	1	1	1	0	0	0	0	0	0	0	0
San Diego Chargers											Tennessee Titans											
FUMBLES		FUM	LOST	OWN-REC	YDS	TD	FORCED	OPP-REC	YDS	TD	FUMBLES		FUM	LOST	OWN-REC	YDS	TD	FORCED	OPP-REC	YDS	TD	OUT-BDS
K.Toomer	0	0	0	0	0	0	1	0	0	0	K.Toomer	0	0	0	0	0	0	1	0	0	0	0
D.Lowery	0	0	0	0	0	0	0	1	36	1	D.Lowery	0	0	0	0	0	0	0	1	36	1	0
Total	0	0	0	0	0	0	1	1	36	1	Total	0	0	0	0	0	0	1	1	36	1	0



# WEEK 12 RECAP — CHARGERS 21, HOUSTON 13

The Chargers came away with a key post-Thanksgiving win, handing the Houston Texans a 21-13 defeat at NRG Stadium. **Philip Rivers** keyed the offense with three touchdown passes, while San Diego's defense recorded four takeaways, including three picks off Houston's **Brock Osweiler**.

The game got off to a slow start with a scoreless first quarter before the teams combined for 21 points in the second. Houston scored first on a one-yard leap by Osweiler, but the Bolts answered right back with **Dontrelle Inman** getting open on a double-move and catching a 52-yard bomb from Rivers to tie the game at 7-7. On Houston's next possession, **Casey Hayward** intercepted an Osweiler pass intended for **DeAndre Hopkins** and the Bolts countered with a 21-yard touchdown pass from Rivers to **Tyrell Williams** just after the two-minute warning to go up 14-7 at the half.

After a scoreless third quarter, Houston drove inside the Chargers' 10 early in the fourth, but the Chargers held the Texans out of the end zone and Houston settled for a field goal to make the score 14-10. The Chargers answered right back with a score of their own as **Hunter Henry** caught a 12-yard touchdown pass and the Bolts extended their lead to 21-10. San Diego's defense stepped up big with an interception by **Dwight Lowery** and a turnover on downs. Late in the fourth quarter, Houston kicked a field goal to get within eight, 21-13, and the Texans recovered an onside kick, but **Dexter McCoil** put the game away with an interception in the end zone on a "Hail Mary" as time expired and the Chargers celebrated the win.

		1	2	3	4	OT	Total
VISITOR:	San Diego Chargers	0	14	0	7	0	21
HOME:	Houston Texans	0	7	0	6	0	13

## Scoring Plays

Team	Qtr	Time	Play Description (Extra Point) (Drive Info)	Visitor	Home
Texans	2	11:11	B.Osweiler 1 yd. run (N.Novak kick) (10-72, 5:16)	0	7
Chargers	2	6:44	D.Inman 52 yd. pass from P.Rivers (J.Lambo kick) (6-74, 4:27)	7	7
Chargers	2	1:54	Ty.Williams 21 yd. pass from P.Rivers (J.Lambo kick) (5-63, 2:53)	14	7
Texans	4	14:09	N.Novak 19 yd. Field Goal (9-36, 5:28)	14	10
Chargers	4	9:52	H.Henry 12 yd. pass from P.Rivers (J.Lambo kick) (7-75, 4:17)	21	10
Texans	4	0:14	N.Novak 45 yd. Field Goal (9-60, 2:03)	21	13
Paid Attendance: 71,897					Time: 3:04

San Diego Chargers vs Houston Texans  
11/27/2016 at NRG Stadium

## Final Team Statistics

	Visitor Chargers	Home Texans
<b>TOTAL FIRST DOWNS</b>	18	22
By Rushing	5	6
By Passing	9	14
By Penalty	4	2
<b>THIRD DOWN EFFICIENCY</b>	4-11-36%	4-11-36%
<b>FOURTH DOWN EFFICIENCY</b>	0-0-0%	1-2-50%
<b>TOTAL NET YARDS</b>	302	353
Total Offensive Plays (inc. times thrown passing)	49	65
Average gain per offensive play	6.2	5.4
<b>NET YARDS RUSHING</b>	67	114
Total Rushing Plays	18	27
Average gain per rushing play	3.7	4.2
Tackles for a loss-number and yards	5-12	3-10
<b>NET YARDS PASSING</b>	235	239
Times thrown - yards lost attempting to pass	1-7	1-7
Gross yards passing	242	246
<b>PASS ATTEMPTS-COMPLETIONS-HAD INTERCEPTED</b>	30-22-1	37-22-3
Avg gain per pass play (inc.# thrown passing)	7.6	6.3
<b>KICKOFFS Number-In End Zone-Touchbacks</b>	4-4-4	4-3-2
<b>PUNTS Number and Average</b>	6-48.7	4-47.3
Had Blocked	0	0
<b>FGs - PATs Had Blocked</b>	0-0	0-0
<b>Net Punting Average</b>	40.8	39.5
<b>TOTAL RETURN YARDAGE (Not Including Kickoffs)</b>	37	29
No. and Yards Punt Returns	1-11	3-27
No. and Yards Kickoff Returns	1-26	0-0
No. and Yards Interception Returns	3-26	1-2
<b>PENALTIES Number and Yards</b>	10-78	9-58
<b>FUMBLES Number and Lost</b>	0-0	2-1
<b>TOUCHDOWNS</b>	3	1
Rushing	0	1
Passing	3	0
<b>EXTRA POINTS Made-Attempts</b>	3-3	1-1
Kicking Made-Attempts	3-3	1-1
<b>FIELD GOALS Made-Attempts</b>	0-1	2-2
<b>RED ZONE EFFICIENCY</b>	1-1-100%	1-2-50%
<b>GOAL TO GO EFFICIENCY</b>	0-0-0%	1-2-50%
<b>SAFETIES</b>	0	0
<b>FINAL SCORE</b>	21	13
<b>TIME OF POSSESSION</b>	29:59	30:01

San Diego Chargers vs Houston Texans  
11/27/2016 at NRG Stadium

## Final Individual Statistics

San Diego Chargers													Houston Texans												
RUSHING			ATT	YDS	AVG	LG	TD	PASSING			ATT	YDS	AVG	LG	TD	RUSHING			ATT	YDS	AVG	LG	TD		
M.Gordon			17	70	4.1	18	0	L.Miller			19	57	3.0	20	0	B.Osweiler			3	23	7.7	21	1		
K.Farrow			1	-3	-3.0	-3	0	A.Hunt			2	19	9.5	16	0	J.Grimes			2	14	7.0	9	0		
Total			18	67	3.7	18	0	Total			27	114	4.2	21	1	Total			37	224	6.0	33	3		
PASSING			ATT	CMP	YDS	SK/YD	TD	LG	IN	RT	PASSING			ATT	CMP	YDS	SK/YD	TD	LG	IN	RT				
P.Rivers			30	22	242	1/7	3	52	1	116.3	B.Osweiler			37	22	246	1/7	0	33	3	45.6				
Total			30	22	242	1/7	3	52	1	116.3	Total			37	22	246	1/7	0	33	3	45.6				
PASS RECEIVING			TAR	REC	YDS	AVG	LG	TD	PASS RECEIVING			TAR	REC	YDS	AVG	LG	TD								
Ty.Williams			14	8	70	8.8	21	1	D.Hopkins			10	5	70	14.0	19	0								
D.Inman			6	6	119	19.8	52	1	W.Fuller			6	4	60	15.0	33	0								
M.Gordon			4	4	19	4.8	10	0	C.Fiedorowicz			6	4	42	10.5	16	0								
H.Henry			3	2	20	10.0	12	1	R.Griffin			5	4	36	9.0	15	0								
T.Benjamin			2	1	8	8.0	8	0	L.Miller			4	3	18	6.0	11	0								
J.Butler			1	1	6	6.0	6	0	B.Miller			3	1	12	12.0	12	0								
Total			30	22	242	11.0	52	3	S.Anderson			1	1	8	8.0	8	0								
Total			30	22	242	11.0	52	3	Total			35	22	246	11.2	33	0								
INTERCEPTIONS			NO	YDS	AVG	LG	TD	INTERCEPTIONS			NO	YDS	AVG	LG	TD										
D.Lowery			1	25	25.0	25	0	Q.Demps			1	2	2.0	2	0										
C.Hayward			1	1	1.0	1	0	Total			1	2	2.0	2	0										
D.McCoil			1	0	0.0	0	0	Total			1	2	2.0	2	0										
Total			3	26	8.7	25	0	Total			1	2	2.0	2	0										
PUNTING			NO	YDS	AVG	NET	TB	IN20	LG	PUNTING			NO	YDS	AVG	NET	TB	IN20	LG						
D.Kaser			6	292	48.7	40.8	1	3	59	S.Lechler			4	189	47.3	39.5	1	1	53						
Total			6	292	48.7	40.8	1	3	59	Total			4	189	47.3	39.5	1	1	53						
PUNT RETURNS			NO	YDS	AVG	FC	LG	TD	PUNT RETURNS			NO	YDS	AVG	FC	LG	TD								
I.Burse			1	11	11.0	2	11	0	W.Fuller			3	27	9.0	1	12	0								
[TOUCHBACK]			1	0	0.0	0	0	0	[OUT OF BOUNDS]			1	0	0.0	0	0	0								
Total			1	11	11.0	2	11	0	Total			3	27	9.0	1	12	0								
KICKOFF RETURNS			NO	YDS	AVG	FC	LG	TD	KICKOFF RETURNS			NO	YDS	AVG	FC	LG	TD								
I.Burse			1	26	26.0	0	26	0	[TOUCHBACK]			4	0	0.0	0	0	0								
[TOUCHBACK]			2	0	0.0	0	0	0	Total			4	0	0.0	0	0	0								
Total			1	26	26.0	0	26	0	Total			0	0	0.0	0	0	0								
San Diego Chargers													Houston Texans												
FUMBLES			FUM	LOST	OWN-REC	YDS	TD	FORCED	OPP-REC	YDS	TD	OUT-BDS	FUMBLES			FUM	LOST	OWN-REC	YDS	TD	FORCED	OPP-REC	YDS	TD	OUT-BDS
D.Lowery			0	0	0	0	0	0	1	0	0	0	W.Fuller			1	0	0	0	0	0	0	0	0	
J.Perry			0	0	0	0	0	0	1	0	0	0	L.Miller			1	1	0	0	0	0	0	0	0	
T.Williams			0	0	0	0	0	0	0	1	0	0	R.Nelson			0	0	0	0	0	0	0	0	0	
Total			0	0	0	0	0	0	2	1	0	0	Total			2	1	1	0	0	0	0	0	0	

# 2016 ROSTER NOTES

## THE TELESKO EFFECT

Since taking over as general manager in 2013, **Tom Telesco** has almost completely turned over the Chargers' roster. Forty-eight of the 54 players on the team's Week 1 roster (the team received a roster exemption for **Joey Bosa**) joined the Chargers since Telesco took over. Below are a few tidbits on the Bolts' roster.



Telesco

- Only six players joined the team prior to Telesco's arrival. They include **Antonio Gates** (2003), **Philip Rivers** (2004), **Darrell Stuckey** (2010), **Mike Windt** (2010), **Corey Liuget** (2011) and **Melvin Ingram** (2012). When Telesco took over in 2013, the Chargers' roster was the oldest in the NFL. On the current active roster, 18 of the 53 players (34%) joined the team in 2016, while 34 of the 53 (64%) came onboard over the last two years (2015-16).
- Telesco has led four drafts for the Chargers and in that time the team has selected 25 players. Twenty-one (21) of those 25 players are still with the team.
- Ten of the 21 Telesco draftees were listed as starters on the team's depth chart to open the season. They include guard **D.J. Fluker** (1st round), inside linebackers **Manti Te'o** (2) and **Denzel Perryman** (2), wide receiver **Keenan Allen** (3), cornerback **Jason Verrett** (1), running back **Melvin Gordon** (1), outside linebacker **Kyle Emanuel** (5), defensive end **Darius Philon** (6), fullback **Derek Watt** (6) and punter **Drew Kaser** (6).
- Telesco and the team's scouts have also uncovered several gems over the last four years who joined the team as undrafted free agents. The list includes starting safety **Jahleel Addae**, wide receiver **Tyrell Williams** and kicker **Josh Lambo**.

	NFL Experience				How They Came to the NFL				
	Team	Off.	Def.	Spec.	Team	Off.	Def.	Spec.	
Rookies	11	5	5	1	1st Round	6	3	3	0
1st Year	2	0	2	0	2nd Round	7	3	4	0
2nd Year	13	7	5	1	3rd Round	4	3	1	0
3rd Year	6	3	3	0	4th Round	5	2	3	0
4th Year	4	1	3	0	5th Round	3	0	3	0
5th Year	5	3	2	0	6th Round	6	3	2	1
6th Year	3	2	1	0	7th Round	1	1	0	0
7th Year	2	0	1	1	Free Agents	21	11	8	2
8th Year	0	0	0	0	<b>Totals</b>	<b>53</b>	<b>26</b>	<b>24</b>	<b>3</b>
9th Year	4	2	2	0					
10th Year	0	0	0	0					
11th Year	1	1	0	0					
12th Year	0	0	0	0					
13th Year	1	1	0	0					
14th Year	1	1	0	0					
<b>Totals</b>	<b>53</b>	<b>26</b>	<b>24</b>	<b>3</b>					

### When they came to the Chargers

2003 — 1	2010 — 2
2004 — 1	2011 — 1
2005 — 0	2012 — 1
2006 — 0	2013 — 4
2007 — 0	2014 — 7
2008 — 0	2015 — 16
2009 — 0	2016 — 20

### How they came to the Chargers

**College Draft (18):** **Joey Bosa** (1), **D.J. Fluker** (1), **Melvin Gordon** (1), **Melvin Ingram** (1), **Corey Liuget** (1), **Jerry Attaochu** (2), **Hunter Henry** (2), **Denzel Perryman** (2), **Craig Mager** (3), **Max Tuerk** (3), **Joshua Perry** (4), **Darrell Stuckey** (4), **Jatavis Brown** (5), **Kyle Emanuel** (5), **Drew Kaser** (6), **Darius Philon** (6), **Derek Watt** (6), **Tourek Williams** (6)

**Unrestricted Free Agents (7):** **Travis Benjamin** (Cleveland), **Kellen Clemens** (St. Louis), **King Dunlap** (Philadelphia), **Brandon Flowers** (Kansas City), **Orlando Franklin** (Denver), **Casey Hayward** (Green Bay), **Dwight Lowery** (Indianapolis)

**Free Agents (23):** **Jahleel Addae**, **Joe Barksdale**, **Isaiah Burse**, **Tyreek Burwell**, **Jeremy Davis**, **Kenneth Farrow**, **Antonio Gates**, **Chris Hairston**, **Dontrelle Inman**, **Josh Lambo**, **Christopher Landrum**, **Dexter McCoil**, **Sean McGrath**, **Tenny Palepoi**, **Adrian Phillips**, **Spencer Pulley**, **Trovon Reed**, **Matt Slauson**, **Korey Toomer**, **Kenny Wiggins**, **Trevor Williams**, **Tyrell Williams**, **Mike Windt**

**Trades (1):** **Philip Rivers** (New York Giants)

**Waivers (4):** **Jeremy Butler** (N.Y. Jets), **Asante Cleveland** (N.E.), **Ronnie Hillman** (Minnesota), **Damion Square** (Kansas City)

**Last Transactions:** **Brandon Mebane** placed on "Reserve-Injured," **Trovon Reed** signed, **Ronnie Hillman** claimed & **Griff Whalen** waived, Nov. 22.

## TEAM CAPTAINS

On Sept. 5, the Chargers named their team captains for the 2016 season.

**Philip Rivers** and **Antonio Gates** were chosen by teammates as offensive team captains, **Brandon Mebane** and **Manti Te'o** were selected as defensive team captains, while **Darrell Stuckey** was chosen as the team's special teams team captain. When Te'o was placed on the "Reserve-Injured" list Sept. 28 with an



Achilles injury, fellow linebacker **Melvin Ingram** was chosen as his replacement. It's the first time in his career that Ingram has been a team captain. Meanwhile, 2016 marks Rivers' 11th straight season as a team captain, while this is Gates' fifth year as a captain and his third straight. Mebane, who joined the Chargers in 2016 as a free agent, was selected as a captain in his first season. Te'o also was a first-time team captain for the Chargers. Stuckey's selection marks his fifth straight season as a team captain.

Each week during the season, Head Coach **Mike McCoy** selects one additional captain. Here are this season's extra captains.

Week 1 (at Kansas City) .....	<b>Brandon Flowers</b>
Week 2 (vs. Jacksonville) .....	<b>Matt Slauson</b>
Week 3 (at Indianapolis) .....	<b>Dwight Lowery</b>
Week 4 (vs. New Orleans).....	<b>Dontrelle Inman</b>
Week 5 (at Oakland) .....	<b>Corey Liuget</b>
Week 6 (vs. Denver) .....	<b>Casey Hayward</b>
Week 7 (at Atlanta).....	<b>Kyle Emanuel</b>
Week 8 (at Denver) .....	<b>Orlando Franklin</b>
Week 9 (Tennessee).....	<b>Tenny Palepoi</b>
Week 10 (Miami) .....	<b>Korey Toomer</b>
Week 12 (at Houston).....	<b>Sean McGrath</b>

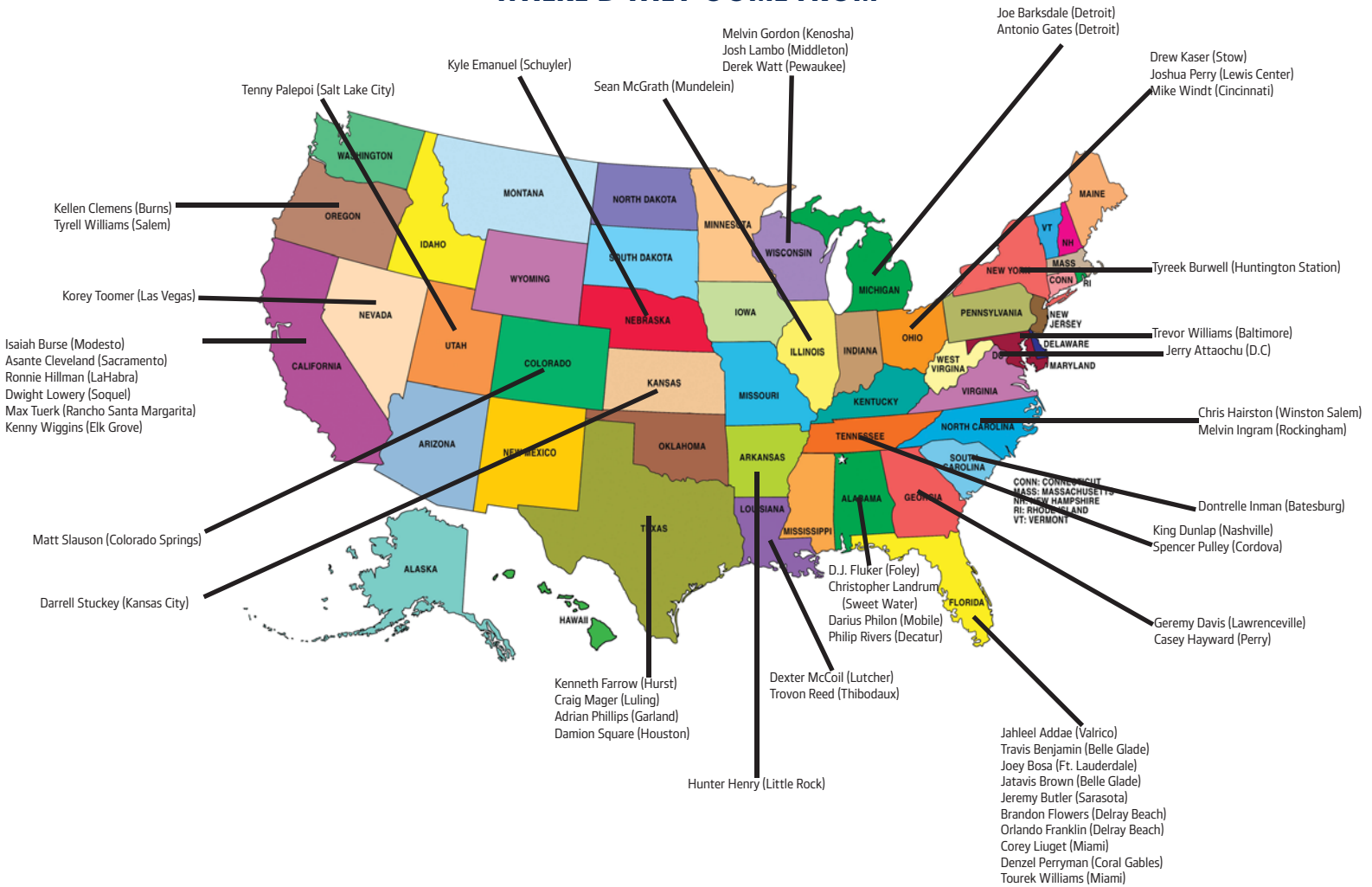
## NUMBER CHANGES

On Sept. 5, safety **Dexter McCoil** switched numbers from 38 to 23. Also wide receiver and kick returner **Isaiah Burse** switched from 9 back to 89. In the team's media guide, Burse is listed as No. 89, however during training camp, he wore No. 9, but he is now back in 89.

On the practice squad, safety **Adrian McDonald** is now wearing 30. He wore 27 during the offseason and training camp.



# WHERE'D THEY COME FROM



Joe Barksdale (LSU)  
 King Dunlap (Auburn)  
 D.J. Fluker (Alabama)  
 Casey Hayward (Vanderbilt)  
 Hunter Henry (Arkansas)  
 Melvin Ingram (South Carolina)  
 Drew Kaser (Texas A&M)  
 Losh Lambo (Texas A&M)  
 Darius Philon (Arkansas)  
 Spencer Pulley (Vanderbilt)  
 Trovon Reed (Auburn)  
 Damion Square (Alabama)



Jerry Attaochu (Georgia Tech)  
 Travis Benjamin (Miami)  
 Asante Cleveland (Miami)  
 Brandon Flowers (Va. Tech)  
 Orlando Franklin (Miami)  
 Chris Hairston (Clemson)  
 Dontrelle Inman (Virginia)  
 Denzel Perryman (Miami)  
 Philip Rivers (NC State.)



Joey Bosa (Ohio State)  
 Melvin Gordon (Wisconsin)  
 Corey Liuget (Illinois)  
 Joshua Perry (Ohio State)  
 Matt Slaulson (Nebraska)  
 Derek Watt (Wisconsin)  
 Trevor Williams (Penn State)



Tyreek Burwell (Cincinnati)  
 Geremy Davis (Connecticut)  
 Kenneth Farrow (Houston)  
 Dexter McCoil (Tulsa)  
 Mike Windt (Cincinnati)



Isiah Burse (Fresno State)  
 Ronnie Hillman (San Diego State)  
 Dwight Lowery (San Jose State)  
 Kenny Wiggins (Fresno State)



Jahleel Addae (Central Michigan)  
 Jatavis Brown (Akron)  
 Antonio Gates (Kent State)



Kellen Clemens (Oregon)  
 Tenny Palepoi (Utah)  
 Max Tuerk (USC)



Adrian Phillips (Texas)  
 Darrell Stuckey (Kansas)



Christopher Landrum (Jacksonville State)  
 Jeremy Butler (Tennessee-Martin)



Craig Mager (Texas State)  
 Corey Toomer (Idaho)



Tourek Williams (Florida International)



Sean McGrath (Henderson State, Ark.)



Tyrell Williams (Western Oregon)



Kyle Emanuel (North Dakota St.)

## LINKS TO FEATURE CLIPS

- Attaochu, Jerry – “Jerry Attaochu Working to ‘Break the Sickle Cycle’” – Hayley Elwood, Chargers.com, 8/3/16 (<http://www.chargers.com/news/2016/08/03/jerry-attaochu-working-break-sickle-cycle>)
- Barksdale, Joe – “Off field, Joe Barksdale keeps playing” Michael Gehlken, San Diego Union-Tribune, 9/20/16 (<http://www.sandiegouniontribune.com/sports/chargers/sd-sp-charge-joe-barksdale-guitar-20160920-story.html>)
- Barksdale, Joe – “Joe Barksdale invites fans to jam with him on stage” – Hayley Elwood, Chargers.com, 8/6/16 (<http://www.chargers.com/news/2016/09/06/joe-barksdale-invites-fans-jam-him-stage>)
- Benjamin, Travis – “Born from the dirt: Travis Benjamin on growing up in Muck City” – Eric Williams, ESPN.com, 6/1/16 ([http://espn.go.com/blog/san-diego-charge-post/\\_id/16365/born-from-the-dirt-travis-benjamin-on-growing-up-in-muck-city](http://espn.go.com/blog/san-diego-charge-post/_id/16365/born-from-the-dirt-travis-benjamin-on-growing-up-in-muck-city))
- Bosa, Joey – “Chargers rookie Joey Bosa at home in the kitchen” – Eric Williams, ESPN.com, 11/8/16 ([http://www.espn.com/blog/san-diego-charge-post/\\_id/18336/charge-game-wrecker-joey-bosa-at-home-in-the-kitchen](http://www.espn.com/blog/san-diego-charge-post/_id/18336/charge-game-wrecker-joey-bosa-at-home-in-the-kitchen))
- Bosa, Joey – “Joey Bosa looks like Chargers’ brightest star” – Kevin Acee, San Diego Union-Tribune, 10/26/16 (<http://www.sandiegouniontribune.com/sports/sd-sp-acee-1026-story.html>)
- Brown, Jatavis – “Chargers rookie Jatavis Brown honors loss of father with his play” – Eric Williams, ESPN.com, 10/26/16 ([http://www.espn.com/blog/afwest/post/\\_id/76365/charge-lb-jatavis-brown-honors-loss-of-father-with-his-play](http://www.espn.com/blog/afwest/post/_id/76365/charge-lb-jatavis-brown-honors-loss-of-father-with-his-play))
- Brown, Jatavis – “Football is therapy for grieving Jatavis Brown” – Michael Gehlken, San Diego Union-Tribune, 10/26/16 (<http://www.sandiegouniontribune.com/sports/charge/sd-sp-charge-jatavis-brown-father-death-20161026-story.html>)
- Brown, Jatavis – “Chargers’ Jatavis Brown isn’t underappreciated now” – Jim Alexander, Press-Enterprise, 10/19/16 (<http://www.pe.com/articles/dream-816335-befits-miami.html>)
- Brown, Jatavis – “Chargers LB Jatavis Brown studies for stardom” – Michael Gehlken, San Diego Union-Tribune, 10/19/16 (<http://www.sandiegouniontribune.com/sports/charge/sd-sp-charge-jatavis-brown-20161019-story.html>)
- Brown, Jatavis – “Rookie living dream for brother” – Michael Gehlken, San Diego Union-Tribune, 5/13/16 (<http://www.sandiegouniontribune.com/news/2016/may/12/charge-jatavis-brown-dimarques-brother/>)
- Burwell, Tyreek – “As NFL Draft approaches, Chargers’ Tyreek Burwell a reminder there are many paths to the League” – Ebenezer Samuel, New York Daily News, 4/27/16 (<http://www.nydailynews.com/sports/football/nfl-draft-nears-charge-burwell-shows-players-article-1.2615734>)
- Cleveland, Asante – “Chargers Cleveland finding his voice” – Michael Gehlken, San Diego Union-Tribune, Oct. 21, 2016 (<http://www.sandiegouniontribune.com/sports/sd-sp-charge-asante-cleveland-voice-20161020-story.html>)
- Emanuel, Kyle – “Staying healthy a focus for Chargers edge rusher Kyle Emanuel” – Eric Williams, ESPN.com, 2/23/16 ([http://espn.go.com/blog/san-diego-charge-post/\\_id/15177/staying-healthy-a-focus-for-charge-edge-rusher-kyle-emanuel](http://espn.go.com/blog/san-diego-charge-post/_id/15177/staying-healthy-a-focus-for-charge-edge-rusher-kyle-emanuel))
- Flowers, Brandon – “Brandon Flowers in shape, seizes fresh start” – Michael Gehlken, San Diego Union-Tribune, 5/22/16 (<http://www.sandiegouniontribune.com/news/2016/may/22/charge-brandon-flowers-cornerback/>)
- Gates, Antonio – “Antonio Gates remains a Chargers constant” – Jim Alexander, Press-Enterprise, 7/27/16 (<http://www.pe.com/articles/qualcomm-809245-diego-antonio.html>)
- Gordon, Melvin – “The motivation of Melvin Gordon” – Tyler Dunne, Bleacher Report, 11/3/16 (<http://thelab.bleacherreport.com/the-motivation-of-melvin-gordon/>)
- Gordon, Melvin – “Gordon becomes Chargers’ go-to back” – Kevin Acee, San Diego Union-Tribune, 10/28/16 (<http://www.sandiegouniontribune.com/sports/columnists/kevin-acee/sd-sp-acee-1028-story.html>)
- Gordon, Melvin – “In Melvin Gordon, Adrian Peterson has found a challenger and a protégé” – Ben Goessling, ESPN.com, 7/25/16 ([http://espn.go.com/blog/minnesota-vikings/post/\\_id/19468/in-melvin-gordon-adrian-peterson-has-found-a-challenger-and-a-protoge](http://espn.go.com/blog/minnesota-vikings/post/_id/19468/in-melvin-gordon-adrian-peterson-has-found-a-challenger-and-a-protoge))
- Hairston, Chris – “Hairston works to channel anger” – Michael Gehlken, San Diego Union-Tribune, 9/29/16 (<http://www.sandiegouniontribune.com/sports/charge/sd-sp-charge-chris-hairston-police-20160928-story.html>)
- Hayward, Casey – “Casey Hayward a constant for the Chargers” – Michael Gehlken, San Diego Union-Tribune, 10/26/16 (<http://www.sandiegouniontribune.com/sports/charge/sd-sp-casey-hayward-julio-jones-charge-20161026-story.html>)
- Hayward, Casey – “Chargers’ Hayward gets down to business” – Jay Paris, The Telegraph, 8/20/16 (<http://www.macon.com/sports/nfl/article96910477.html>)
- Henry, Hunter – “Bolts’ Gates begins passing tight end torch to rookie Henry” – Bernie Wilson, Associated Press, 10/20/16 (<http://pro32.ap.org/article/bolts-gates-begins-passing-tight-end-torch-rookie-henry>)
- Henry, Hunter – “For Henry, ribbing comes with respect” – Michael Gehlken, San Diego Union-Tribune, 8/18/16 (<http://www.sandiegouniontribune.com/news/2016/aug/18/tp-for-henry-ribbing-comes-with-respect-rookie/>)
- Ingram, Melvin – “New Chargers captain helps raise \$120K” – Michael Gehlken, San Diego Union-Tribune, 9/26/16 (<http://www.sandiegouniontribune.com/sports/charge/sd-sp-charge-melvin-ingram-charity-captain-20160928-story.html>)
- Kaser, Drew – “Kaser has made Chargers, but pressure has just begun” – Jim Alexander, Press-Enterprise, 8/11/16 (<http://www.pe.com/articles/kaser-810359-charge-san.html>)
- Lambo, Josh – “Josh Lambo powers Chargers’ kicking game” – Michael Gehlken, San Diego Union-Tribune, 10/28/16 (<http://www.sandiegouniontribune.com/sports/charge/sd-sp-charge-josh-lambo-kickoff-20161027-story.html>)
- Liuguet, Corey – “Corey Liuguet set on sacking heart disease for son” – Hayley Elwood, Chargers.com, 9/14/16 (<http://www.chargers.com/news/2016/09/14/corey-liuguet-set-sacking-heart-disease-son>)
- Liuguet, Corey – “Corey Liuguet earns priceless reward” – Kevin Acee, San Diego Union-Tribune, 5/16/16 (<http://www.sandiegouniontribune.com/news/2016/may/16/liuguet-earns-priceless-reward/>)
- Liuguet, Corey – “After five offseasons of study, San Diego Chargers DE Corey Liuguet will earn his sociology degree in May” – Jim Gehman, Player Engagement Insider, 2/22/16 (<http://www.nflplayerengagement.com/life/articles/corey-liuguet/>)
- McCoil, Dexter – “Versatile Dexter McCoil fills hybrid safety role for Chargers” – Eric Williams, ESPN.com, 5/19/16 ([http://espn.go.com/blog/nflnation/post/\\_id/204311/versatile-dexter-mccoil-fills-hybrid-safety-role-for-charge](http://espn.go.com/blog/nflnation/post/_id/204311/versatile-dexter-mccoil-fills-hybrid-safety-role-for-charge))
- McCoil, Dexter – “Dexter McCoil stands out at offseason program” – Ricky Henne, Chargers.com, April 25, 2016 (<http://www.chargers.com/news/2016/04/25/dexter-mccoil-stands-out-offseason-program>)
- McGrath, Sean – “TE Sean McGrath brings rugged, old-school approach to Chargers” – Eric Williams, ESPN.com ([http://www.espn.com/blog/san-diego-charge/post/\\_id/17359/te-sean-mcgrath-brings-rugged-old-school-approach-to-charge](http://www.espn.com/blog/san-diego-charge/post/_id/17359/te-sean-mcgrath-brings-rugged-old-school-approach-to-charge))
- Perry, Joshua – “Why Joshua Perry’s brother provides endless inspiration” – Hayley Elwood, Chargers.com, 6/20/16 (<http://www.chargers.com/news/2016/06/20/why-joshua-perrys-younger-brother-provides-endless-inspiration>)

- Phillips, Adrian – “Chargers Phillips works his way into larger role” – Michael Gehlken, San Diego Union-Tribune, 8/8/16 (<http://www.sandiegouniontribune.com/news/2016/aug/08/chargers-adrian-phillips-eric-weddle/>)
- Philon, Darius – “A rare infection changed everything for Bolts’ Philon” – Michael Gehlken, San Diego Union-Tribune, 8/11/16 (<http://www.sandiegouniontribune.com/news/2016/aug/11/tp-a-rare-infection-changed-everything-for-bolts/>)
- Rivers, Philip – “Rivers aims for more, which may require less” – Kevin Acee, San Diego Union-Tribune, 9/10/16 (<http://www.sandiegouniontribune.com/sports/chargers/sdut-philip-rivers-aims-for-more-which-nay-requires-2016sep10-story.html>)
- Rivers, Philip – “Raising Rivers” – Ricky Henne, Chargers.com, 9/10/16 (<http://www.chargers.com/news/rivers>)
- Rivers, Philip – “Happy memories, return for Philip Rivers at NC State” – Joe Giglio, Raleigh News & Observer, April 8, 2016 (<http://www.newsobserver.com/sports/college/acc/nc-state/state-now/article70825417.html>)
- Slauson, Matt – “Chargers center Slauson finds strength in his stutter” – Derek Togerson, nbcсандiego.com, 8/8/16 (<http://www.nbcсандiego.com/news/sports/Chargers-Center-Matt-Slauson-Finds-Strength-in-his-Stutter-389517771.html>)
- Slauson, Matt – “Chargers offensive line all lined up” – Michael Gehlken, San Diego Union-Tribune, 5/25/16 (<http://www.sandiegouniontribune.com/news/2016/may/25/tp-chargers-offensive-line-all-lined-up-additio/>)
- Toomer, Korey – “Book reports with Ken Norton, Jr. motivated Chargers’ Korey Toomer” – Eric Williams, ESPN.com, 11/17/16 (<http://dynamic.espn.go.com/blog/san-diego-chargers/post?id=18467>)
- Toomer, Korey – “Korey Toomer rewarding Bolts’ faith in him” – Ricky Henne, Chargers.com, 10/19/16 (<http://www.chargers.com/news/2016/10/19/korey-toomer-rewarding-bolts-faith-him>)
- Watt, Derek – “J.J. Watt proud of younger brother, Derek” – Ricky Henne, Chargers.com, 11/17/16 (<http://www.chargers.com/news/2016/11/17/jj-watt-proud-younger-brother-derek>)
- Wiggins, Kenny – “Chargers Wiggins hopes sixth time the charm” – Michael Gehlken, San Diego Union-Tribune, 9/3/16 (<http://www.sandiegouniontribune.com/sports/chargers/sdut-chargers-kenny-wiggins-nfl-roster-2016sep02-story.html>)

## SUPPLEMENTAL BIOS



### FRED GRAVES

Senior Offensive Assistant

15th NFL Season  
4th season with Chargers

Now in his 41st season of coaching, Graves spent his first 39 of his first 40 years coaching wide receivers on the professional and collegiate levels. He returns to the Chargers in 2016 as senior offensive assistant.

#### Fred Graves' Coaching Experience

1975-76 — Tight Ends & Wide Receivers, NE Missouri St. Univ.  
1977-78 — Tight Ends & Wide Receivers, Western Illinois Univ.  
1979-81 — Tight Ends & Wide Receivers, New Mexico St. Univ.  
1982-89 — Wide Receivers, University of Utah  
1990 — Running Backs, University of Utah  
1991-93 — Wide Receivers, University of Utah  
1994 — Asst. Head Coach & Wide Receivers, Univ. of Utah  
1995-97 — Off. Coord. & Wide Receivers, University of Utah

A native of Los Angeles, Graves played halfback and split end at the University of Utah before embarking on a coaching career that spanned 26 years on the collegiate level, including 19 seasons at Utah. He played from 1969-71, leading the Utes with 45 catches as a senior and graduating with a degree in business. His wife, Michele, was an All-America pitcher for the Utes, who won 64 games during a career that included a perfect game against rival BYU and a trip to the College World Series in 1985.

Graves landed his first NFL job with Buffalo in 2001. There, Eric Moulds and Peerless Price both posted 1,000-yard seasons and Moulds recorded the first 100-catch season in franchise history. In 2002, Moulds, Price and rookie

Josh Reed combined to catch 231 passes for 3,053 yards and 21 scores. Graves departed Buffalo after the 2003 season and spent a year each in Cleveland and Detroit before taking a year off from coaching in 2006. He returned with Tennessee in 2007 and spent four seasons with the Titans. Carolina (2011-12) was his last stop prior to joining the Chargers. There, Steve Smith caught 152 passes for 2,568 yards and 11 touchdowns in two seasons with Graves and was named to the Pro Bowl in 2011.

Graves and Michele have a daughter, Amber, a son, Marcus, and two grandchildren, Tenille and Isaiah.

1998-00 — Asst. Head Coach & Wide Receivers, Univ. of Utah  
2001-03 — Wide Receivers, Buffalo Bills  
2004 — Wide Receivers, Cleveland Browns  
2005 — Wide Receivers, Detroit Lions  
2007-10 — Wide Receivers, Tennessee Titans  
2011-12 — Wide Receivers, Carolina Panthers  
2013-15 — Wide Receivers, San Diego Chargers  
2016 — Senior Offensive Assistant, San Diego Chargers



### JEREMY BUTLER

Wide Receiver

6-2, 213

Tennessee-Martin

3rd NFL Season

1st with Chargers

Waivers (New York Jets) — '16  
Booker HS / Sarasota, Fla.

**TRANSACTION HISTORY:** Signed with Baltimore as undrafted free agent, May 12, 2014...waived Sept. 5, 2015...re-signed to Ravens' practice squad, Sept. 7...signed to Ravens' active roster, Oct. 26...re-signed

Regular Season		Receiving				
Year	Team	G-S	No.-Yds.	Avg.	Long	TD
2014	Baltimore		"Reserve-Injured"			
2015	Baltimore	8-0	31-363	11.7	41	0

#### Regular-Season Single-game Highs

Receptions — 7 vs. Seattle Dec. 13, 2015  
Receiving Yards — 72 vs. Seattle Dec. 13, 2015

with Ravens, April 18, 2016...waived Sept. 3...signed to Tampa Bay's practice squad, Sept. 5...signed to Buccaneers' active roster, Oct. 4...waived Oct. 10...claimed by New York Jets, Oct. 11...waived Oct. 29...claimed by Chargers, Oct. 31.

**2015:** NFL debut Nov. 15 vs. Jacksonville...season-high seven catches and 72 yards Dec. 13 vs. Seattle...season-long 41-yard catch Dec. 20 vs. Kansas City.  
**2014:** Spent season on "Reserve-Injured" with shoulder injury.

**COLLEGE:** Third-team All-America as senior in 2013...in two seasons, caught 141 passes (third in school history) for 1,953 yards (fifth) and 20 TDs (second)...90 catches for 1,203 yards and 10 scores as senior...played at Tennessee-Martin from 2012-13...played at Reedley (Calif.) CC in 2009 and College of Sequoias (Visalia, Calif.) in 2011.

**PERSONAL:** Born in Bradenton, Fla...first-team all-area as senior at Booker High in Bradenton, Fla.



### JEREMY DAVIS

Wide Receiver

6-3, 211

Connecticut

2nd NFL Season

1st with Chargers

Free Agent — '16  
Norcross HS / Lawrenceville, Ga.

**TRANSACTION HISTORY:** Sixth-round pick by New York Giants (186th overall), May 2, 2015...signed May 11...waived Sept. 3, 2016...re-signed to Giants' practice squad, Sept. 4...signed with Chargers, Nov. 9.

Regular Season		Receiving				
Year	Team	G-S	No.-Yds.	Avg.	Long	TD
2015	NY Giants	10-0	2-21	10.5	16	0

#### Regular-Season Single-game Highs

Receptions — 1 (2x) Last: vs. San Francisco Oct. 11, 2015  
Receiving Yards — 16 vs. San Francisco Oct. 11, 2015

**2015:** NFL debut Sept. 13 at Dallas...first NFL catch Sept. 20 vs. Atlanta.

**COLLEGE:** His 165 catches and 2,292 yards were both school records in FBS era...71 catches for 1,085 yards as junior in 2013, school's first 1,000-yard receiver since 1998...redshirted in 2010...played at Connecticut from 2011-14...communications sciences major.

**PERSONAL:** Born in Lawrenceville, Georgia...honorable mention Class-AAAA all-state and first-team all-county at Norcross High in Lawrenceville...team captain...selected to play in Rivalries of Gwinnett All-Star Game in 2009.



**RONNIE HILLMAN**

Running Back  
5-10, 195  
San Diego State  
5th NFL Season  
1st with Chargers  
Waivers (Minnesota) — '16  
La Habra HS / La Habra, Calif.

**TRANSACTION HISTORY:** Third-round pick by Denver (67th overall), April 27, 2012...signed with Broncos, July 25...contract expired March 9, 2016...re-signed with Broncos, April 19...released Sept. 3...signed with Minnesota, Sept. 21...waived Nov. 21...claimed by Chargers, Nov. 22.

**2015:** Oct. 4 vs. Minnesota, 11 carries for 103 yards (9.4 avg.) with career-long 72-yard TD run, fourth-longest scoring run in team history...season-best 111 yards on 20 carries Oct. 18 at Cleveland...two first-half TDs (1 and 15 yards) Nov. 1 vs. Green Bay...102-yard effort on 21 carries Nov. 22 at Chicago...AFC

Offensive Player of Week after 117-yard effort with TD Jan. 3 vs. San Diego...saw action in all three post-season games, including Super Bowl XL victory over Carolina. **2014:** Became fourth player in team history to reach century mark in first NFL start in rushing for 100 yards on 24 carries Oct. 12 at New York Jets...first NFL multi-TD game (37 and 1 yard) in NBC Sunday Night Football win over San Francisco Oct. 19...season-high 109 yards on 20 carries vs. Chargers Oct. 23...scored rushing and receiving TD Nov. 2 at New England, first Bronco to do so since 2010...inactive Games 10-15 (foot). **2013:** Season-high 66 yards rushing and lone TD of season vs. Oakland on Monday Night Football Sept. 23. **2012:** NFL debut Sept. 23 vs. Houston...season-best 86 rush yards Oct. 28 vs. New Orleans...first NFL TD (5 yards), Nov. 11 at Carolina...Jan. 12 vs. Baltimore, took over for injured Knowshon Moreno in Divisional Playoff game and carried 22 times for 83 yards, most attempts by Broncos rookie in postseason history.

**COLLEGE:** 2010 Mountain West Conference Freshman of Year...first-team All-MWC as sophomore in 2011 after ranking fourth in NCAA in rushing (131.6 ypg)...third in school history with 3,243 yards...played in 26 career games with 20 starts...scored 36 career TDs and racked up three 200-yard games...rushed for 1,532 yards and 17 touchdowns as freshman and 1,711 yards and 19 TDs as sophomore...three-time MWC Player of Week...redshirted in 2009...played at San Diego State from 2010-11...social science major.

**PERSONAL:** Born in Long Beach, Calif...helped lead La Habra (Calif.) High to 2008 CIF Southern Section Southwest Division title after rushing for 1,251 yards and 14 TDs, while racking up 2,104 all-purpose yards and 27 total scores...Freeway League MVP and first-team all-county by Orange County Register...South-east Division Offensive Player of Year as junior...as youth in Los Angeles, played on team coached by rapper Snoop Dogg.

Regular Season		Rushing					Receiving				
Year	Team	G-S	No.-Yds.	Avg.	Long	TD	No.-Yds.	Avg.	Long	TD	
2012	Denver	14-0	85-330	3.9	31	1	10-62	6.2	29	0	
2013	Denver	10-0	55-218	4.0	19	1	12-119	9.9	19	0	
2014	Denver	8-4	106-434	4.1	37t	3	21-139	6.6	16	1	
2015	Denver	16-10	207-863	4.2	72t	7	24-111	4.6	14	0	
2016	Minnesota	5-0	18-50	2.8	14	0	4-43	10.8	32	0	
<b>Totals</b>		<b>53-14</b>	<b>471-1,895</b>	<b>4.0</b>	<b>72t</b>	<b>12</b>	<b>71-474</b>	<b>6.7</b>	<b>32</b>	<b>1</b>	

Regular Season		Rushing					Receiving				
Year	Team	G-S	No.-Yds.	Avg.	Long	TD	No.-Yds.	Avg.	Long	TD	
2012	Denver	1-0	22-83	3.8	11	0	3-20	6.7	11	0	
2014	Denver	1-0	2-8	4.0	10	0	0-0	0.0	0	0	
2015	Denver	3-2	32-54	1.7	9	0	1-7	7.0	7	0	
<b>Totals</b>		<b>5-2</b>	<b>56-145</b>	<b>2.6</b>	<b>11</b>	<b>0</b>	<b>4-27</b>	<b>6.8</b>	<b>11</b>	<b>0</b>	

**Regular-Season Single-game Highs**

Rushing Attempts — 24 at New York Jets Oct. 12, 2014  
Rushing Yards — 117 vs. San Diego Jan. 3, 2016  
Rushing Touchdowns — 2 (2 times) Last: vs. Green Bay Nov. 1, 2015  
Rushing Long — 72t vs. Minnesota Oct. 4, 2015  
Receptions — 7 (2 times) Last: vs. Oakland Dec. 13, 2015  
Receiving Yards — 47 at New England Nov. 2, 2014  
Receiving TDs — 1 at New England Nov. 2, 2014  
Receiving Long — 32 vs. Detroit Nov. 6, 2016  
Receiving Long TD — 15t at New England Nov. 2, 2014

**Postseason Single-game Highs**

Rushing Attempts — 22 vs. Baltimore Jan. 12, 2013  
Rushing Yards — 83 vs. Baltimore Jan. 12, 2013  
Rushing Long — 11 vs. Baltimore Jan. 12, 2013  
Receptions — 3 vs. Baltimore Jan. 12, 2013  
Receiving Yards — 20 vs. Baltimore Jan. 12, 2013  
Receiving Long — 11 vs. Baltimore Jan. 12, 2013



**TROVON REED**

Cornerback  
6-0, 191  
Auburn  
1st NFL Season  
1st with Chargers  
Free Agent — '16  
Thibodaux HS / Thibodaux, La.

**TRANSACTION HISTORY:** Signed with Los Angeles as undrafted rookie, Aug. 5, 2015...waived Sept. 5...

re-signed to Rams' practice squad, Sept. 7...released Sept. 16...signed to Miami's practice squad, Oct. 20...released Nov. 2...signed to Seattle's practice squad, Nov. 17...re-signed with Seahawks, Jan. 18...waived Sept. 3...signed to Chargers' practice squad, Oct. 26...signed to Chargers' active roster, Nov. 22.

yards and one score...redshirted in 2010...played at Auburn from 2011-14...rehabilitation and disability studies major.

**PERSONAL:** Prepped at Thibodaux (La.) High...invited to play in 2010 Army All-America Bowl and 2009 Hawaii/Polynesia-Mainland Bowl.

**COLLEGE:** Started career as wide receiver and moved to cornerback as senior...three interceptions as senior in 2014...logged 39 career catches for 384

**COLLEGE:** Team MVP as senior in 2011 after recording 68 tackles along with team-high four sacks and 10.5 tackles for loss...also saw brief action as running back...redshirted in 2010...played at Idaho in 2009 and 2011...spent two years (2007-08) at Arizona Western College, totaling 130 tackles, three forced fumbles, three interceptions and one sack.

**PERSONAL:** Born in Las Vegas, Nev...first-team all-conference and all division at Shadow Ridge High in Las Vegas.



**KOREY TOOMER**

Inside Linebacker  
6-2, 235  
Idaho  
3rd NFL Season  
1st with Chargers  
Free Agent — '16  
Shadow Ridge HS / Las Vegas, Nev.

**TRANSACTION HISTORY:** Fifth-round pick by Seattle (154th overall), April 28, 2012...signed May 11...waived Aug. 31...re-signed to Seattle's practice squad, Sept. 2...released Sept. 13...re-signed to practice squad, Sept. 18...placed on "practice squad-injured"

Sept. 27...re-signed with Seattle Jan. 15, 2013...waived Aug. 30, 2014...signed with Dallas, Sept. 1...waived Oct. 17...signed to St. Louis' practice squad, Oct. 21...signed to Rams' active roster, Oct. 28...waived Sept. 1, 2015...signed to Oakland's practice squad, Oct. 27...signed to Raiders' active roster, Oct. 31...re-signed with Raiders, April 18, 2016...waived Sept. 3...re-signed to Raiders' practice squad, Sept. 4...signed to Chargers' active roster, Sept. 27.

**2015:** Made Raiders debut Nov. 1 vs. N.Y. Jets. **2014:** Split time on Dallas' and St. Louis' active roster...NFL debut for Cowboys at Seattle Oct. 12.

Regular Season		G-S	Tack.-Asst.	Total	Sacks-Yds.	Int.-Yds.	Long	TD	Pass Def.	Fumbles For.-Rec.	Special Teams TFL	Tackles
2014	Dallas	1-0	0-0	0	0-0	0-0	0	0	0	0-0	0	0
2014	St. Louis	7-0	0-0	0	0-0	0-0	0	0	0	0-0	0	5
2015	Oakland	10-0	0-0	0	0-0	0-0	0	0	0	0-0	0	4
<b>Totals</b>		<b>18-0</b>	<b>0-0</b>	<b>0</b>	<b>0-0</b>	<b>0-0</b>	<b>0</b>	<b>0</b>	<b>0</b>	<b>0-0</b>	<b>0</b>	<b>9</b>

# INSIDE THE NUMBERS

## 2016 CHARGERS RECORD WHEN:

At Home: 3-2	Opponent rushes for less than 100 yds: 3-5
On the Road: 2-4	+ Turnover Ratio: 3-1
In September: 1-2	— Turnover Ratio: 1-4
In October: 2-3	= Turnover Ratio: 1-1
In November: 2-1	Chargers pass for 300+ yards: 1-4
In December: 0-0	Chargers pass for less than 300 yards: 4-2
In January: 0-0	Opponents pass for 300+ yards: 2-3
Chargers Score First: 4-1	Opponents pass for less than 300 yards: 3-3
Opponents Score First: 1-5	Chargers score 20 or more points: 5-5
Leading at the Half: 4-4	Chargers score less than 20 points: 0-1
Trailing at the Half: 1-1	Opponents score 20 or more points: 2-6
Tied at the Half: 0-1	Opponents score less than 20 points: 3-0
Leading after 3Q: 4-2	Outdoors: 3-5
Trailing after 3Q: 1-4	Indoors: 2-1
Tied after 3Q: 0-0	Day Games: 4-6
Team Rushes for 100+ yards: 2-2	Night Games: 1-0
Team Rushes for less than 100 yards: 3-4	Natural Grass: 3-5
Opponent Rushes for 100+ yards: 2-1	Artificial Surface: 2-1

## 2016 WEEK-BY-WEEK RANKINGS

After Week	Opponent	Offense			Defense		
		Total	Run	Pass	Total	Run	Pass
09/11	at Kansas City	7	3	16	24	10t	25
09/18	Jacksonville	13	3	25	23t	7	29
09/25	at Indianapolis	17	12	15	25t	6	30
10/02	New Orleans	14t	18	8	21	8	27
10/09	at Oakland	8	20	4	23	8	27
10/13	Denver	15	22	12	18	5	24
10/23	at Atlanta	13	23	5	21	8	24
10/30	at Denver	12	24	7	18	6	24
11/06	Tennessee	9	18	7	19	5	26
11/13	Miami	10	18	5	19	6	26
11/20	Bye	8	18	5	21	5	28
11/27	at Houston	8	20	5	19	6	26

## 2016 TURNOVER RATIO

Date	Opponent	Takeaways			Pts.	Giveaways			Net	W-L	
		Int.	Fum.	Total		Int.	Fum.	Total			
09/11	at Kansas City	1	0	1	0	0	0	0	+1	L	
09/18	Jacksonville	2	1	3	7	0	1	1	0	+2	W
09/25	at Indianapolis	1	1	2	10	0	3	3	0	-1	L
10/02	New Orleans	2	0	2	6	1	2	3	14	-1	L
10/09	at Oakland	1	0	1	0	2	2	4	14	-3	L
10/13	Denver	0	2	2	3	0	2	2	10	0	W
10/23	at Atlanta	1	0	1	3	1	1	2	10	-1	W
10/30	at Denver	1	2	3	12	3	0	3	14	0	L
11/06	Tennessee	2	1	3	17	0	0	0	0	+3	W
11/13	Miami	0	1	1	0	4	0	4	7	-3	L
11/27	at Houston	3	1	4	7	1	0	1	3	+3	W
<b>TOTALS</b>		<b>14</b>	<b>9</b>	<b>23</b>	<b>65</b>	<b>12</b>	<b>11</b>	<b>23</b>	<b>72</b>	<b>0</b>	<b>5-6</b>

## RANKINGS COMPARISON

(based on 2016 regular-season statistics)

Chargers	Buccaneers		Buccaneers	Chargers
Offense	Defense		Offense	Defense
8	24	Total Yards/Game	13	19
11	25	Total Yards/Play	22	17
20	22	Rushing Yards/Game	16	6
24	25	Rushing Yards/Play	27	10
5	17	Passing Yards/Game	13	26
8	26	Passing Yards/Play	16	17
28	12t	Pct. Had Intercepted	24	1
18	8	Sacks/Pass Play	14	30
8	18t	First Downs/Game	9	13t
8	3	Third-Down Efficiency	7	17
27t	30	Fourth-Down Efficiency	21	21
22	4t	Punt Return Avg.	9	3
29	17	Kickoff Return Avg.	32	18t
18	8	Gross Punting Avg.	17	19
15	15	Net Punting Avg.	6	22
4	18t	Points/Game	17t	26
10t	17	Field Goal Pctg.	32	12t

## TALE OF THE TAPE

(based on 2016 regular-season statistics)

Chargers Offense	Buccaneers Defense	
246	Total First Downs	227
63	Rushing	67
152	Passing	143
31	Penalty	17
60/139	3rd Down: Made/Att	45/134
43.2%	3rd Down Pct.	33.6%
2/6	4th Down: Made/Att	5/6
33.3%	4th Down Pct.	83.3%
31:11	Possession Avg.	28:46
4083	Total Net Yards	4062
371.2	Avg. Per Game	369.3
713	Total Plays	697
5.7	Avg. Per Play	5.8
1097	Net Yards Rushing	1274
99.7	Avg. Per Game	115.8
286	Total Rushes	291
2986	Net Yards Passing	2788
271.5	Avg. Per Game	253.5
26/142	Sacked/Yards Lost	27/161
3128	Gross Yards	2949
401/251	Attempts/Completions	379/234
62.6%	Completion Pct.	61.7%
12	Had Intercepted	9
42/45.4	Punts/Average	54/44.6
40.7	Net Punting Avg.	40.5
69/517	Penalties/Yards	83/717
17/11	Fumbles/Ball Lost	18/11
36	Touchdowns	31
9	Rushing	9
23	Passing	20
4	Returns	2

(based on 2016 regular-season statistics)

Buccaneers Offense	Chargers Defense	
242	Total First Downs	226
55	Rushing	66
157	Passing	145
30	Penalty	15
68/152	3rd Down: Made/Att	55/140
44.7%	3rd Down Pct.	39.3%
3/7	4th Down: Made/Att	8/13
42.9%	4th Down Pct.	61.5%
31:14	Possession Avg.	28:49
3998	Total Net Yards	3972
363.5	Avg. Per Game	361.1
762	Total Plays	710
5.2	Avg. Per Play	5.6
1178	Net Yards Rushing	988
107.1	Avg. Per Game	89.8
322	Total Rushes	253
2820	Net Yards Passing	2984
256.4	Avg. Per Game	271.3
23/155	Sacked/Yards Lost	20/141
2975	Gross Yards	3125
417/259	Attempts/Completions	437/275
62.1%	Completion Pct.	62.9%
11	Had Intercepted	14
52/45.6	Punts/Average	45/46.6
41.9	Net Punting Avg.	41.8
81/698	Penalties/Yards	97/689
16/7	Fumbles/Ball Lost	16/9
30	Touchdowns	34
5	Rushing	15
23	Passing	16
2	Returns	3

# MEDIA INFORMATION

## GETTING TO CHARGERS PARK

## CHARGERSMEDIA.COM & CREDENTIAL REQUESTS

**From San Diego International Airport:** Exit the airport heading east on North Harbor Drive...Turn left onto W. Grape Street...Go under Interstate 5 and make your first left at the signs for I-5 North...Make another left at the stop sign and continue straight onto the onramp for I-5 North...Take I-5 North to Interstate 8 East...Take I-8 East to Interstate 15 North...Exit I-15 North at Aero Drive and turn left at the top of the offramp...After you cross over the freeway, turn right on Murphy Canyon Road and Chargers Park is located at 4020 Murphy Canyon Road...Media should enter through the South Gate and park at the Chargers Media Center.

**From Downtown:** Take I-5 North to Interstate 8 East...Take I-8 East to Interstate 15 North...Exit I-15 North at Aero Drive and turn left at the top of the offramp...After you cross over the freeway, turn right on Murphy Canyon Road and Chargers Park is located at 4020 Murphy Canyon Road...Media should enter through the South Gate and park at the Chargers Media Center.

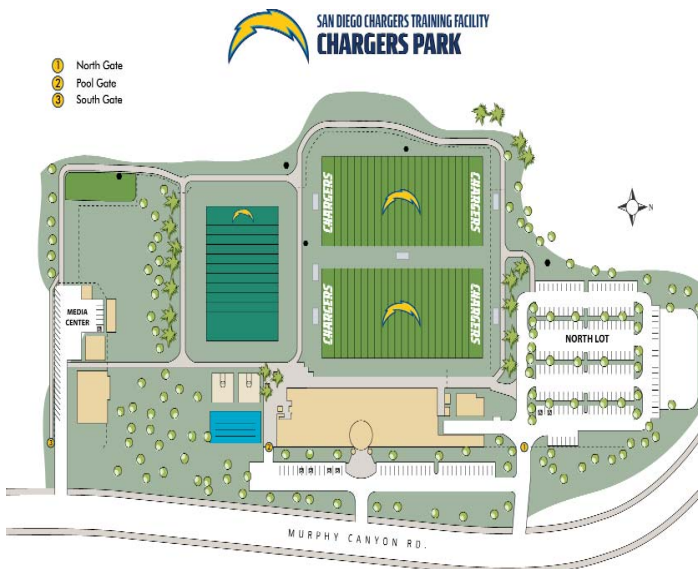
**From Los Angeles and Orange County:** Take Interstate 5 South to Interstate 805 South...Take I-805 South to Highway 52 East...Take Hwy 52 East to Interstate 15 South...Exit I-15 South at Aero Drive and turn right at the top of the offramp...Make your first right onto Murphy Canyon Road and Chargers Park is located at 4020 Murphy Canyon Road...Media should enter through the South Gate and park at the Chargers Media Center.

### Area Hotels:

- Holiday Inn San Diego-Mission Valley (858) 278-9300
- Courtyard by Marriott San Diego (858) 873-0700
- Four Points by Sheraton (858) 277-8888
- San Diego Marriott Mission Valley (619) 692-3800

## MEDIA CENTER AT CHARGERS PARK

The brand new Media Center at Chargers Park is equipped with free wireless internet access. Parking is available outside the media center and there is plenty of workspace within. During the season, most Monday press conferences are held in the Media Center, along with conference calls from the opposing teams.



The San Diego Chargers have a media-only website, [www.Chargersmedia.com](http://www.Chargersmedia.com). The website contains online credential application forms, the latest press releases, injury information, a link to download the team's Media Guide, as well as links to other related websites.

Credential requests must be submitted online from the Sports Director, Sports Editor or Photo Editor. Only media outlets covering ALL pre-season and regular-season games may apply for Season Credentials. Your application does NOT guarantee that you will receive either Season or Game-by-Game Credentials. For most weeks, credential requests are due one week prior to the game. Follow-up inquiries regarding single-game or season credentials may be made to **Jennifer Rojas** at (858) 874-4662 or via email at [rojasj@chargers.nfl.com](mailto:rojasj@chargers.nfl.com).

## GAMEDAY INFORMATION

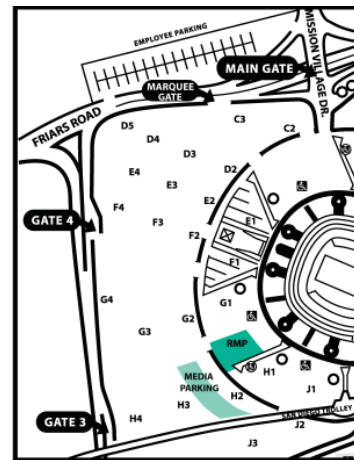
### Game-Day Media Parking

Media attending Chargers home games have been assigned reserved areas to park at Qualcomm Stadium. Please refer to the map to your right or on the back of your assigned parking permit. Please remember you must park in your assigned area and display your parking permit at all times. As a reminder, parking is limited and is being provided as a courtesy to working media.

### Media Entrance

All credentialed media must enter at Gate H and are subject to a search procedure. Please be prepared to open all cases and bags for inspection by stadium security personnel. All items will be inspected and tagged for security purposes. Please make sure your bags are identifiable and limit carry-in items to only what is necessary. Remove any security tags from prior games.

## QUALCOMM STADIUM PARKING MAP



## PUBLIC RELATIONS CONTACT INFORMATION

- Bill Johnston**..... Director of Public Relations ..... Office: (858) 874-4661 / Cell: (619) 846-0106 ..... [johnstonb@chargers.nfl.com](mailto:johnstonb@chargers.nfl.com)
- Scott Yoffe** ..... Assistant Director of Public Relations ..... Office: (858) 874-4659/ Cell: (619) 723-6850 ..... [yoffes@chargers.nfl.com](mailto:yoffes@chargers.nfl.com)
- Jennifer Rojas**..... Corporate Communications Manager ..... Office: (858) 874-4662/ Cell: (858) 229-1958 ..... [rojasj@chargers.nfl.com](mailto:rojasj@chargers.nfl.com)
- Jamaal LaFrance**..... Media Relations Coordinator..... Office: (858) 874-4563/ Cell: (858) 353-3556 ..... [lafrancej@chargers.nfl.com](mailto:lafrancej@chargers.nfl.com)

## 2016 TEAM & INDIVIDUAL STATS

SAN DIEGO CHARGERS / WEEK 12 / THROUGH SUNDAY, NOVEMBER 27, 2016

						No.	Yds	Avg	Long	TD					
WON 5, LOST 6						* RUSHING									
09/11	L 27-33	OT	at Kansas City	73,238	Gordon	234	908	3.9	48	9					
09/18	W 38-14		Jacksonville	52,165	Woodhead	19	116	6.1	23	0					
09/25	L 22-26		at Indianapolis	64,747	Farrow	16	55	3.4	9	0					
10/02	L 34-35		New Orleans	60,641	Hillman LG	18	50	2.8	14	0					
10/09	L 31-34		at Oakland	54,275	Rivers	9	16	1.8	10	0					
10/13	W 21-13		Denver	58,904	McCluster	3	2	0.7	2	0					
10/23	W 33-30	OT	at Atlanta	69,832	D. Watt	1	2	2.0	2	0					
10/30	L 19-27		at Denver	76,756	Kaser	1	0	0.0	0	0					
11/06	W 43-35		Tennessee	52,281	Benjamin	1	-1	-1.0	-1	0					
11/13	L 24-31		Miami	55,107	Clemens	2	-1	-0.5	0	0					
11/27	W 21-13		at Houston	71,897	TEAM	286	1097	3.8	48	9					
12/04			Tampa Bay		OPPONENTS	253	988	3.9	40	15					
12/11			at Carolina		* RECEIVING										
12/18			Oakland		Ty. Williams	51	790	15.5	51t	5					
12/24			at Cleveland		Benjamin	40	522	13.1	54	3					
01/01			Kansas City		Inman	38	527	13.9	57t	2					
			S.D.	Opp.	Gordon	37	365	9.9	35	2					
TOTAL FIRST DOWNS	246		226	Gates	30	290	9.7	19	5						
Rushing	63		66	Henry	26	371	14.3	59	5						
Passing	152		145	McCluster	7	36	5.1	10	0						
Penalty	31		15	Allen	6	63	10.5	15	0						
3rd Down: Made/Att	60/139		55/140	Woodhead	6	35	5.8	12	1						
3rd Down Pct.	43.2		39.3	Hillman LG	4	43	10.8	32	0						
4th Down: Made/Att	2/6		8/13	D. Watt	3	67	22.3	53	0						
4th Down Pct.	33.3		61.5	McGrath	2	25	12.5	13	0						
POSSESSION AVG.	31:11		28:49	Whalen	2	22	11.0	12	0						
TOTAL NET YARDS	4083		3972	Butler LG	2	11	5.5	6	0						
Avg. Per Game	371.2		361.1	Butler TM	2	11	5.5	6	0						
Total Plays	713		710	Farrow	1	4	4.0	4	0						
Avg. Per Play	5.7		5.6	TEAM	251	3128	12.5	59	23						
NET YARDS RUSHING	1097		988	OPPONENTS	275	3125	11.4	64t	16						
Avg. Per Game	99.7		89.8	* INTERCEPTIONS											
Total Rushes	286		253	Hayward	6	100	16.7	31	1						
NET YARDS PASSING	2986		2984	Flowers	1	33	33.0	33t	1						
Avg. Per Game	271.5		271.3	Lowery	1	25	25.0	25	0						
Sacked/Yards Lost	26/142		20/141	Phillips	1	22	22.0	22	0						
Gross Yards	3128		3125	Mager	1	8	8.0	8	0						
Att./Completions	401/251		437/275	Mebane	1	5	5.0	5	0						
Completion Pct.	62.6		62.9	Perryman	1	1	1.0	1	0						
Had Intercepted	12		14	McCoil	1	0	0.0	0	0						
PUNTS/AVERAGE	42/45.4		45/46.6	Verrett	1	0	0.0	0	0						
NET PUNTING AVG.	42/40.7		45/41.8	TEAM	14	194	13.9	33t	2						
PENALTIES/YARDS	69/517		97/689	OPPONENTS	12	285	23.8	60t	2						
FUMBLES/BALL LOST	17/11		16/9	* PUNTING											
TOUCHDOWNS	36		34	Kaser	42	1908	45.4	40.7	4	16					
Rushing	9		15	TEAM	42	1908	45.4	40.7	4	16					
Passing	23		16	OPPONENTS	45	2096	46.6	41.8	2	14					
Returns	4		3	* PUNT RETURNS											
* SCORE BY PERIODS	Q1	Q2	Q3	Q4	OT	PTS									
TEAM	51	115	76	68	3	313	Benjamin	9	0	59	6.6	18	0		
OPPONENTS	32	75	67	111	6	291	McCluster	8	3	57	7.1	16	0		
* SCORING	TD-Ru-Pa-Rt	K-PAT	FG	S	PTS	TEAM	23	7	175	7.6	21	0			
Lambo	0	0	0	0	32/35	21/24	0	95	OPPONENTS	22	8	118	5.4	14	0
Gordon	11	9	2	0	0	0	66	* KICKOFF RETURNS							
Gates	5	0	5	0	0	0	30	McCluster	9	182	20.2	30	0		
Henry	5	0	5	0	0	0	30	Whalen	4	56	14.0	25	0		
Ty. Williams	5	0	5	0	0	0	30	Mager	3	63	21.0	23	0		
Benjamin	3	0	3	0	0	0	18	Burse	2	47	23.5	26	0		
Inman	2	0	2	0	0	0	12	Wiggins	1	0	0.0	0	0		
Flowers	1	0	0	1	0	0	6	TEAM	19	348	18.3	30	0		
Hayward	1	0	0	1	0	0	6	OPPONENTS	14	315	22.5	37	0		
Lowery	1	0	0	1	0	0	6	* FIELD GOALS	1-19	20-29	30-39	40-49	50+		
Reid	1	0	0	1	0	0	6	Lambo	0/0	6/6	10/10	5/6	0/2		
Woodhead	1	0	1	0	0	0	6	TEAM	0/0	6/6	10/10	5/6	0/2		
TEAM	36	9	23	4	32/35	21/24	1	313	OPPONENTS	1/1	7/7	4/4	5/5	1/5	
OPPONENTS	34	15	16	3	31/31	18/22	0	291	Lambo: (29G,28G,54N)(25G)(42G,34G,27G)(30G,47G)						
2-Pt Conv: TM 0-1, OPP 1-2															
SACKS: Ingram 6, Bosa 4.5, Brown 3,															
Attaochu 2, Mebane 1, Perryman 1, Reid 1,															
To. Williams 1, Square 0.5, TM 20, OPP 26															
FUM/LOST: Rivers 6/3, Benjamin 5/3,															
Gordon 2/2, Gates 1/1, Henry 1/1, Kaser 1/0,															
Wiggins 1/1															
* PASSING	Att	Cmp	Yds	Cmp%	Yds/Att	TD	TD%	Int	Int%	Long	Sack/Lost	Rating			
Rivers	399	251	3128	62.9	7.84	23	5.8	12	3.0	59	26/142	93.9			
Benjamin	1	0	0	0.0	0.00	0	0.0	0	0.0	---	0/0	39.6			
Clemens	1	0	0	0.0	0.00	0	0.0	0	0.0	---	0/0	39.6			
TEAM	401	251	3128	62.6	7.80	23	5.7	12	3.0	59	26/142	93.4			
OPPONENTS	437	275	3125	62.9	7.15	16	3.7	14	3.2	64t	20/141	83.2			



## 2016 DEFENSIVE STATS

Provided by coaching staff

Defensive Line	T	A	TT	TFL	SK	Yards	PR	QB Hits	INT	FF	FR	PD
Corey Liuget	19	17	36	7			25	8			1	3
Brandon Mebane	19	16	35	4	1	10	15	6	1			
Joey Bosa	17	4	21	10	4.5	29.5	26	5		1		1
Tenny Palepoi	7	10	17	1			18	8			1	
Darius Philon	6	5	11	1			3	2				
Caraun Reid	5	3	8	2	1	9	8	3			1	1
Damion Square	1	6	7	2	0.5	3.5	4	1				
Linebackers	T	A	TT	TFL	SK	Yards	PR	QB Hits	INT	FF	FR	PD
Jatavis Brown	36	16	52	7	3	22	2	3		2	1	7
Korey Toomer	29	21	50	5						3	1	1
Melvin Ingram	34	15	49	7	6	35	29	15		2		3
Denzel Perryman	31	18	49	4	1	3	2	2	1			1
Kyle Emanuel	19	15	34	5			6	4		1		1
Manti Te'o	11	10	21	2								
Tourek Williams	4	8	12	1	1	0	3					1
Joshua Perry	3	7	10	1								
Jerry Attaochu	5	3	8	2	2	19	9	7				
Nick Dzubnar	3	3	6				1	1				
Christopher Landrum	1	0	1				1	1				
Deon King	0	1	1									
Secondary	T	A	TT	TFL	SK	Yards	PR	QB Hits	INT	FF	FR	PD
Casey Hayward	40	8	48	2					6			17
Dwight Lowery	37	4	41						1	1	1	6
Adrian Phillips	20	12	32				1	1	1			2
Brandon Flowers	24	4	28	6					1			5
Dexter McCoil	20	4	24						1			5
Craig Mager	15	9	24	1					1		1	4
Jahleel Addae	18	3	21	2								
Jason Verrett	11	2	13						1			3
Steve Williams	10	1	11									3
Trevor Williams	4	2	6								1	3
Pierre Desir	3	0	3									2
Darrell Stuckey	3	0	3									

## 2016 SPECIAL TEAMS STATS

Provided by play-by-plays

Special Teams	T	A	TT	FF	FR	BL
Joshua Perry	6	1	7	1		
Tourek Williams	6	1	7			
Darrell Stuckey	3	2	5		1	
Jerry Attaochu	3	1	4			
Dexter McCoil	3	0	3			
Sean McGrath	2	1	3	1		
Jatavis Brown	1	2	3			
Adrian Phillips	1	1	2			
Derek Watt	1	1	2			
Kyle Emanuel	1	0	1			
Casey Hayward	1	0	1			
Craig Mager	1	0	1			
Denzel Perryman	1	0	1			
Korey Toomer	1	0	1			
Jason Verrett	1	0	1		1	
Steve Williams	1	0	1			

**San Diego Chargers 2016 Numerical Roster – (as of Nov. 29, 2016)**

No.	Name	Pos.	Ht.	Wt.	Age	Birthdate	Exp.	College	How Acq.	REGULAR SEASON
										GP-GS-DNP-INA ('16)
2	Josh Lambo	K	6-0	215	26	11/19/90	2	Texas A&M	FA-'15	11-0-0-0
8	Drew Kaser	P	6-2	206	23	2/11/93	R	Texas A&M	D6-'16	11-0-0-0
10	Kellen Clemens	QB	6-2	220	33	6/6/83	11	Oregon	UFA (STL)-'14	7-0-4-0
12	Travis Benjamin	WR-KR	5-10	175	26	12/29/89	5	Miami	UFA (CLE)-'16	10-5-0-1
15	Dontrelle Inman	WR	6-3	205	27	1/31/89	3	Virginia	FA-'14	11-11-0-0
16	Tyrell Williams	WR	6-4	205	24	2/12/92	2	Western Oregon	FA-'15	11-7-0-0
17	Philip Rivers	QB	6-5	228	34	12/8/81	13	North Carolina State	T (NYG)-'04	11-11-0-0
20	Dwight Lowery	S	5-11	212	30	1/23/86	9	San Jose State	UFA (IND)-'16	11-11-0-0
23	Dexter McCoil	S	6-4	220	25	9/5/91	1	Tulsa	FA-'15	11-2-0-0
24	Brandon Flowers	CB	5-9	187	30	2/18/86	9	Virginia Tech	UFA (KC)-'14	6-6-0-5
25	Darrell Stuckey	S	5-11	212	29	6/16/87	7	Kansas	D4-'10	11-0-0-0
26	Casey Hayward	CB	5-11	192	27	9/9/89	5	Vanderbilt	UFA (GB)-'16	11-9-0-0
27	Kenneth Farrow	RB	5-9	219	23	3/7/93	R	Houston	FA-'16	7-0-2-0
28	Melvin Gordon	RB	6-1	215	23	4/13/93	2	Wisconsin	D1-'15	11-9-0-0
29	Craig Mager	CB	5-11	200	24	6/11/92	2	Texas State	D3-'15	9-6-0-2
31	Adrian Phillips	S	5-11	210	24	3/28/92	2	Texas	FA-'14	9-5-0-2
34	Derek Watt	FB	6-2	234	24	11/7/92	R	Wisconsin	D6-'16	11-2-0-0
36	Ronnie Hillman	RB	5-10	195	25	9/14/91	5	San Diego State	W (MIN)-'16	*0-0-0-1
37	Jahleel Addae	S	5-10	195	26	1/24/90	4	Central Michigan	FA-'13	3-3-0-8
38	Trovon Reed	CB	6-0	191	25	12/30/90	1	Auburn	FA-'16	1-0-0-0
42	Trevor Williams	CB	5-11	191	23	9/15/93	R	Penn State	FA-'16	7-1-0-0
45	Asante Cleveland	TE	6-5	260	24	3/21/92	2	Miami	W (NE)-'15	4-0-0-5
46	Christopher Landrum	OLB	6-2	245	24	9/14/92	R	Jacksonville State	FA-'16	5-0-0-0
47	Mike Windt	LS	6-1	237	30	5/29/86	7	Cincinnati	FA-'10	11-0-0-0
51	Kyle Emanuel	OLB	6-3	250	25	8/16/91	2	North Dakota State	D5-'15	11-9-0-0
52	Denzel Perryman	ILB	5-11	240	23	12/5/92	2	Miami	D2-'15	8-7-0-3
53	Joshua Perry	ILB	6-4	253	22	4/26/94	R	Ohio State	D4-'16	10-0-0-1
54	Melvin Ingram	OLB	6-2	247	27	4/26/89	5	South Carolina	D1-'12	11-11-0-0
56	Korey Toomer	ILB	6-2	235	27	12/9/88	3	Idaho	FA-'16	8-5-0-0
57	Jatavis Brown	ILB	5-11	221	22	2/18/94	R	Akron	D5-'16	8-5-0-3
58	Tourek Williams	OLB	6-4	262	25	5/9/91	4	Florida International	D6-'13	11-0-0-0
62	Max Tuerk	C	6-5	298	22	1/27/94	R	Southern California	D3-'16	0-0-0-11
68	Matt Slauson	C-G	6-5	315	30	2/18/86	8	Nebraska	FA-'16	11-11-0-0
71	Damion Square	DT	6-2	293	27	2/6/89	4	Alabama	W (KC)-'14	6-2-0-0
72	Joe Barksdale	T	6-5	326	27	1/4/89	6	Louisiana State	FA-'15	10-10-0-1
73	Spencer Pulley	C-G	6-4	308	23	4/3/93	R	Vanderbilt	FA-'16	11-0-0-0
74	Orlando Franklin	G	6-6	315	28	12/16/87	6	Miami	UFA (DEN)-'15	11-11-0-0
75	Chris Hairston	G-T	6-6	330	27	4/26/89	5	Clemson	FA-'15	10-3-1-0
76	D.J. Fluker	G-T	6-5	339	25	3/13/91	4	Alabama	D1-'13	11-11-0-0
77	King Dunlap	T	6-9	330	31	9/14/85	9	Auburn	UFA (PHI)-'13	9-9-0-2
78	Tyreek Burwell	T	6-6	310	24	3/11/92	2	Cincinnati	FA-'15	3-0-0-6
79	Kenny Wiggins	G-T	6-6	314	28	8/8/88	3	Fresno State	FA-'15	8-1-0-3
81	Jeremy Davis	WR	6-3	211	24	1/10/92	2	Connecticut	FA-'16	0-0-0-2
84	Sean McGrath	TE	6-5	259	28	12/3/87	2	Henderson State, Ark.	FA-'15	11-4-0-0
85	Antonio Gates	TE	6-4	255	36	6/18/80	14	Kent State	FA-'03	9-5-0-2
86	Hunter Henry	TE	6-5	250	21	12/7/94	R	Arkansas	D2-'16	10-9-0-1
88	Jeremy Butler	WR	6-2	213	25	4/22/91	3	Tennessee-Martin	W (NYJ)-'16	2-0-0-1
89	Isaiah Burse	WR	5-10	187	24	12/8/91	2	Fresno State	FA-'15	4-0-1-1
93	Darius Philon	DE	6-1	300	22	1/22/94	2	Arkansas	D6-'15	9-2-0-2
94	Corey Liuget	DT	6-2	300	26	3/18/90	6	Illinois	D1-'11	11-11-0-0
95	Tenny Palepoi	DT	6-1	298	25	12/19/90	3	Utah	FA-'14	11-0-0-0
97	Jerry Attaochu	OLB	6-3	252	23	1/17/93	3	Georgia Tech	D2-'14	8-1-0-3
99	Joey Bosa	DE	6-5	280	21	7/11/95	R	Ohio State	D1-'16	7-6-0-3

\*Played in five games with Minnesota prior to joining Chargers

**Reserve-Injured**

11	Stevie Johnson	WR	6-2	207	30	7/22/86	9	Kentucky	FA-'15	0-0-0-0
13	Keenan Allen	WR	6-2	211	24	4/27/92	4	California	D3-'13	1-1-0-0
22	Jason Verrett	CB	5-10	188	25	6/18/91	3	Texas Christian	D1-'14	4-4-0-0
33	Dexter McCluster*	RB-KR	5-8	170	28	8/25/88	7	Mississippi	FA-'16	6-0-0-0
39	Danny Woodhead	RB	5-8	200	31	1/25/85	9	Chadron State, Neb.	UFA (NE)-'13	2-1-0-0
43	Branden Oliver	RB	5-8	208	25	5/7/91	3	Buffalo	FA-'14	0-0-0-0
48	Nick Dzubnar	ILB	6-1	240	25	8/15/91	2	Cal Poly-San Luis Obispo	FA-'15	4-0-0-1
50	Manti Te'o	ILB	6-1	241	25	1/26/91	4	Notre Dame	D2-'13	3-3-0-0
59	Brock Hekking	OLB	6-3	250	25	10/6/91	2	Nevada	FA-'15	0-0-0-0
63	Donavon Clark	G	6-4	315	24	11/12/92	R	Michigan State	D7-'16	0-0-0-0
70	Tyler Johnstone	T	6-5	301	24	9/29/92	R	Oregon	FA-'16	0-0-0-0
81	Javontee Herndon	WR-KR	6-0	194	24	6/29/92	2	Arkansas	FA-'14	0-0-0-0
87	Jeff Cumberland	TE	6-4	260	29	5/2/87	7	Illinois	FA-'16	0-0-0-0
91	Zamir Carlis	DT	6-4	275	26	3/14/90	R	Stillman College, Ala.	FA-'16	0-0-0-0
91	Carau Reid	DT	6-2	298	25	11/23/91	3	Princeton	W (DET)-'16	7-0-0-0
92	Brandon Mebane	NT	6-1	311	31	1/15/85	10	California	UFA (SEA)-'16	10-10-0-0
98	Sean Lissemore	NT	6-3	303	29	9/11/87	7	William & Mary, Va.	T (DAL)-'13	0-0-0-0

\* Non-Football Injury

**San Diego Chargers 2016 Alpha Roster – (as of Nov. 29, 2016)**

No.	Name	Pos.	Ht.	Wt.	Age	Exp.	College	High School	Hometown
37	Addae, Jahleel	S	5-10	195	26	4	Central Michigan	Riverview	Valrico, Fla.
97	Attaochu, Jerry	OLB	6-3	252	23	3	Georgia Tech	Archbishop Carroll	Washington, D.C.
72	Barksdale, Joe	T	6-5	326	27	6	Louisiana State	Cass Tech	Detroit, Mich.
12	Benjamin, Travis	WR-KR	5-10	175	26	5	Miami	Glades Central	Belle Glade, Fla.
99	Bosa, Joey	DE	6-5	280	21	R	Ohio State	St. Thomas Aquinas	Ft. Lauderdale, Fla.
57	Brown, Jatavis	ILB	5-11	221	22	R	Akron	Glades Central	Belle Glade, Fla.
89	Burse, Isaiah	WR	5-10	187	24	2	Fresno State	Modesto Christian	Modesto, Calif.
78	Burwell, Tyreek	T	6-6	310	24	2	Cincinnati	Whitman	Huntington Station, N.Y.
88	Butler, Jeremy	WR	6-2	213	25	3	Tennessee-Martin	Booker	Sarasota, Fla.
10	Clemens, Kellen	QB	6-2	220	33	11	Oregon	Burns	Burns, Ore.
45	Cleveland, Asante	TE	6-5	260	24	2	Miami	Christian Brothers	Sacramento, Calif.
81	Davis, Geremy	WR	6-3	211	24	2	Connecticut	Norcross	Lawrenceville, Ga.
77	Dunlap, King	T	6-9	330	31	9	Auburn	Brentwood Academy	Nashville, Tenn.
51	Emanuel, Kyle	OLB	6-3	250	25	2	North Dakota State	Schuyler Central	Schuyler, Neb.
27	Farrow, Kenneth	RB	5-9	219	23	R	Houston	L.D. Bell	Hurst, Tex.
24	Flowers, Brandon	CB	5-9	187	30	9	Virginia Tech	Atlantic	Delray Beach, Fla.
76	Fluker, D.J.	G-T	6-5	339	25	4	Alabama	Foley	Foley, Ala.
74	Franklin, Orlando	G	6-6	315	28	6	Miami	Atlantic	Delray Beach, Fla.
85	Gates, Antonio	TE	6-4	255	36	14	Kent State	Central	Detroit, Mich.
28	Gordon, Melvin	RB	6-1	215	23	2	Wisconsin	Bradford	Kenosha, Wis.
75	Hairston, Chris	G-T	6-6	330	27	5	Clemson	Carver	Winston-Salem, N.C.
26	Hayward, Casey	CB	5-11	192	27	5	Vanderbilt	Perry	Perry, Ga.
86	Henry, Hunter	TE	6-5	250	21	R	Arkansas	Pulaski Academy	Little Rock, Ark.
36	Hillman, Ronnie	RB	5-10	195	25	5	San Diego State	La Habra	La Habra, Calif.
54	Ingram, Melvin	OLB	6-2	247	27	5	South Carolina	Richmond County	Rockingham, N.C.
15	Inman, Dontrelle	WR	6-3	205	27	3	Virginia	Batesburg-Leesville	Batesburg, S.C.
8	Kaser, Drew	P	6-2	206	23	R	Texas A&M	Walsh Jesuit	Stow, Ohio
2	Lambo, Josh	K	6-0	215	26	2	Texas A&M	Middleton	Middleton, Wis.
46	Landrum, Christopher	OLB	6-2	245	24	R	Jacksonville State	Sweet Water	Sweet Water, Ala.
94	Liuget, Corey	DT	6-2	300	26	6	Illinois	Hialeah	Miami, Fla.
20	Lowery, Dwight	S	5-11	212	30	9	San Jose State	Soquel	Soquel, Calif.
29	Mager, Craig	CB	5-11	200	24	2	Texas State	Luling	Luling, Tex.
23	McCoil, Dexter	S	6-4	220	25	1	Tulsa	Lutcher	Lutcher, La.
84	McGrath, Sean	TE	6-5	259	28	2	Henderson State, Ark.	Carmel Catholic	Mundelein, Ill.
95	Palepoi, Tenny	DT	6-1	298	25	3	Utah	Skyline	Salt Lake City, UT
53	Perry, Joshua	ILB	6-4	253	22	R	Ohio State	Olentangy	Lewis Center, Ohio
52	Perryman, Denzel	ILB	5-11	240	23	2	Miami	Coral Gables	Coral Gables, Fla.
31	Phillips, Adrian	S	5-11	210	24	2	Texas	Garland	Garland, Tex.
93	Philon, Darius	DE	6-1	300	22	2	Arkansas	Vigor	Mobile, Ala.
73	Pulley, Spencer	C-G	6-4	308	23	R	Vanderbilt	Evangelical Christian	Cordova, Tenn.
38	Reed, Trovon	CB	6-0	191	25	1	Auburn	Thibodaux	Thibodaux, La.
17	Rivers, Philip	QB	6-5	228	34	13	North Carolina State	Athens	Decatur, Ala.
68	Slauson, Matt	C-G	6-5	315	30	8	Nebraska	Air Force Prep	Colorado Springs, Colo.
71	Square, Damion	DT	6-2	293	27	4	Alabama	Yates	Houston, Tex.
25	Stuckey, Darrell	S	5-11	212	29	7	Kansas	Washington	Kansas City, Kan.
56	Toomer, Korey	ILB	6-2	235	27	3	Idaho	Shadow Ridge	Las Vegas, Nev.
62	Tuerk, Max	C	6-5	298	22	R	Southern California	Santa Margarita	Rancho Santa Margarita, Calif.
34	Watt, Derek	FB	6-2	234	24	R	Wisconsin	Pewaukee	Pewaukee, Wis.
79	Wiggins, Kenny	G-T	6-6	314	28	3	Fresno State	Elk Grove	Elk Grove, Calif.
58	Williams, Tourek	OLB	6-4	262	25	4	Florida International	Norland	Miami, Fla.
42	Williams, Trevor	CB	5-11	191	23	R	Penn State	Calvert Hall College	Baltimore, Md.
16	Williams, Tyrell	WR	6-4	205	24	2	Western Oregon	Cascade	Salem, Ore.
47	Windt, Mike	LS	6-1	237	30	7	Cincinnati	Elder	Cincinnati, Ohio

**Reserve-Injured**

13	Allen, Keenan	WR	6-2	211	24	4	California	Northern Guilford	Greensboro, N.C.
91	Carlis, Zamir	DT	6-4	275	26	R	Stillman College, Ala.	Washington	Tuscaloosa, Ala.
63	Clark, Donavon	G	6-4	315	24	R	Michigan State	Finneytown	Cincinnati, Ohio
87	Cumberland, Jeff	TE	6-4	260	29	7	Illinois	Brookhaven	Columbus, Ohio
48	Dzubnar, Nick	ILB	6-1	240	25	2	Cal Poly-San Luis Obispo	Mission Viejo	Mission Viejo, Calif.
59	Hekking, Brock	OLB	6-3	250	25	2	Nevada	Vacaville	Vacaville, Calif.
81	Herdon, Javontee	WR-KR	6-0	194	24	2	Arkansas	The Bolles School	Jacksonville, Fla.
11	Johnson, Stevie	WR	6-2	207	30	9	Kentucky	Rodriguez	Fairfield, Calif.
70	Johnstone, Tyler	T	6-5	301	24	R	Oregon	Hamilton	Chandler, Ariz.
98	Lisemore, Sean	NT	6-3	303	29	7	William & Mary, Va.	Dumont	Dumont, N.J.
33	McCluster, Dexter*	RB-KR	5-8	170	28	7	Mississippi	Largo	Largo, Fla.
92	Mebane, Brandon	NT	6-1	311	31	10	California	Crenshaw	Los Angeles, Calif.
43	Oliver, Branden	RB	5-8	208	25	3	Buffalo	Southridge	Miami, Fla.
91	Reid, Carauan	DT	6-2	298	25	3	Princeton	Mt. St. Michael	Bronx, N.Y.
50	Te'o, Manti	ILB	6-1	241	25	4	Notre Dame	Punahou	Laie, Hawaii
22	Verrett, Jason	CB	5-10	188	25	3	Texas Christian	Rodriguez	Fairfield, Calif.
39	Woodhead, Danny	RB	5-8	200	31	9	Chadron State, Neb.	North Platte	North Platte, Neb.

\*Non-Football Injury

**San Diego Chargers 2016 Roster by Position – (as of Nov. 29, 2016)**

								<b>REGULAR SEASON</b>	
<b>Quarterbacks – (2)</b>	<b>Pos.</b>	<b>Ht.</b>	<b>Wt.</b>	<b>Age</b>	<b>Exp.</b>	<b>College</b>	<b>How Acq.</b>	<b>GP-GS-DNP-INA ('15)</b>	
10 Kellen Clemens	QB	6-2	220	33	11	Oregon	UFA (STL)-'14		7-0-4-0
17 Philip Rivers	QB	6-5	228	34	13	North Carolina State	T (NYG)-'04		11-11-0-0
<b>Running Backs &amp; Fullbacks – (4)</b>									
27 Kenneth Farrow	RB	5-9	219	23	R	Houston	FA-'16		9-0-2-0
28 Melvin Gordon	RB	6-1	215	23	2	Wisconsin	D1-'15		11-9-0-0
34 Derek Watt	FB	6-2	234	24	R	Wisconsin	D6-'16		11-2-0-0
36 Ronnie Hillman	RB	5-10	195	25	5	San Diego State	W (MIN)-'16		*0-0-0-1
*Played in five games with Minnesota prior to joining Chargers									
<b>Wide Receivers – (6)</b>									
12 Travis Benjamin	WR-KR	5-10	175	26	5	Miami	UFA (CLE)-'16		10-5-0-1
15 Dontrelle Inman	WR	6-3	205	27	3	Virginia	FA-'14		11-11-0-0
16 Tyrell Williams	WR	6-4	205	24	2	Western Oregon	FA-'15		11-7-0-0
81 Jeremy Davis	WR	6-3	211	24	2	Connecticut	FA-'16		0-0-0-2
88 Jeremy Butler	WR	6-2	213	25	3	Tennessee-Martin	W (NYJ)-'16		2-0-0-1
89 Isaiah Burse	WR	5-10	187	24	2	Fresno State	FA-'15		4-0-1-1
<b>Tight Ends – (4)</b>									
45 Asante Cleveland	TE	6-5	260	24	2	Miami	W (NE)-'15		4-0-0-5
84 Sean McGrath	TE	6-5	259	28	2	Henderson State, Ark.	FA-'15		11-4-0-0
85 Antonio Gates	TE	6-4	255	36	14	Kent State	FA-'03		9-5-0-2
86 Hunter Henry	TE	6-5	250	21	R	Arkansas	D2-'16		10-9-0-1
<b>Offensive Linemen – (10)</b>									
62 Max Tuerk	C	6-5	298	22	R	Southern California	D3-'16		0-0-0-11
68 Matt Slauson	C-G	6-5	315	30	8	Nebraska	FA-'16		11-11-0-0
72 Joe Barksdale	T	6-5	326	27	6	Louisiana State	FA-'15		10-10-0-1
73 Spencer Pulley	C-G	6-4	308	23	R	Vanderbilt	FA-'16		11-0-0-0
74 Orlando Franklin	G	6-6	315	28	6	Miami	UFA (DEN)-'15		11-11-0-0
75 Chris Hairston	G-T	6-6	330	27	5	Clemson	FA-'15		10-3-1-0
76 D.J. Fluker	G-T	6-5	339	25	4	Alabama	D1-'13		11-11-0-0
77 King Dunlap	T	6-9	330	31	9	Auburn	UFA (PHI)-'13		9-9-0-2
78 Tyreek Burwell	T	6-6	310	24	2	Cincinnati	FA-'15		3-0-0-6
79 Kenny Wiggins	G-T	6-6	314	28	3	Fresno State	FA-'15		8-1-0-3
<b>Defensive Linemen – (5)</b>									
71 Damion Square	DT	6-2	293	27	4	Alabama	W (KC)-'14		6-2-0-0
93 Darius Philon	DE	6-1	300	22	2	Arkansas	D6-'15		9-2-0-2
94 Corey Liuget	DT	6-2	300	26	6	Illinois	D1-'11		11-11-0-0
95 Tenny Palepoi	DT	6-1	298	25	3	Utah	FA-'14		11-0-0-0
99 Joey Bosa	DE	6-5	280	21	R	Ohio State	D1-'16		7-6-0-3
<b>Linebackers – (9)</b>									
46 Christopher Landrum	OLB	6-2	245	24	R	Jacksonville State	FA-'16		5-0-0-0
51 Kyle Emanuel	OLB	6-3	250	25	2	North Dakota State	D5-'15		11-9-0-0
52 Denzel Perryman	ILB	5-11	240	23	2	Miami	D2-'15		8-7-0-3
53 Joshua Perry	ILB	6-4	253	22	R	Ohio State	D4-'16		10-0-0-1
54 Melvin Ingram	OLB	6-2	247	27	5	South Carolina	D1-'12		11-11-0-0
56 Corey Toomer	ILB	6-2	235	27	3	Idaho	FA-'16		8-5-0-0
57 Jatavis Brown	ILB	5-11	221	22	R	Akron	D5-'16		8-5-0-3
58 Tourek Williams	OLB	6-4	262	25	4	Florida International	D6-'13		11-0-0-0
97 Jerry Attaochu	OLB	6-3	252	23	3	Georgia Tech	D2-'14		8-1-0-3
<b>Cornerbacks – (5)</b>									
24 Brandon Flowers	CB	5-9	187	30	9	Virginia Tech	UFA (KC)-'14		6-6-0-5
26 Casey Hayward	CB	5-11	192	27	5	Vanderbilt	UFA (GB)-'16		11-9-0-0
29 Craig Mager	CB	5-11	200	24	2	Texas State	D3-'15		9-6-0-2
38 Trovon Reed	CB	6-0	191	25	1	Auburn	FA-'16		1-0-0-0
42 Trevor Williams	CB	5-11	191	23	R	Penn State	FA-'16		7-1-0-0
<b>Safeties – (5)</b>									
20 Dwight Lowery	S	5-11	212	30	9	San Jose State	UFA (IND)-'16		11-11-0-0
23 Dexter McCoil	S	6-4	220	25	1	Tulsa	FA-'15		11-2-0-0
25 Darrell Stuckey	S	5-11	212	29	7	Kansas	D4-'10		11-0-0-0
31 Adrian Phillips	S	5-11	210	24	2	Texas	FA-'14		9-5-0-2
37 Jahleel Addae	S	5-10	195	26	4	Central Michigan	FA-'13		3-3-0-8
<b>Specialists – (3)</b>									
2 Josh Lambo	K	6-0	215	26	2	Texas A&M	FA-'15		11-0-0-0
8 Drew Kaser	P	6-2	206	23	R	Texas A&M	D6-'16		11-0-0-0
47 Mike Windt	LS	6-1	237	30	7	Cincinnati	FA-'10		11-0-0-0

**San Diego Chargers 2016 Practice Squad Numerical Roster – (as of Nov. 29, 2016)**

No.	Name	Pos.	Ht.	Wt.	Age	Birthdate	Exp.	College	How Acq.	REGULAR SEASON	
										GP	GS-DNP
7	Dom Williams	WR	6-2	200	23	12/11/92	R	Washington State	FA-'16		0-0-0-0
30	Adrian McDonald	S	5-9	190	22	3/18/94	R	Houston	FA-'16		0-0-0-0
35	Mike Lee	CB	6-1	185	25	6/6/91	1	Fort Valley State	FA-'16		0-0-0-0
40	Chris McCain	OLB	6-5	236	25	11/21/91	3	California	FA-'16		0-0-0-0
44	Andre Williams	RB	6-0	220	24	8/28/92	3	Boston College	W (NYG)-'16		0-0-0-2
59	Carlos Fields	LB	6-1	248	26	10/3/90	2	Winston-Salem State	FA-'16		0-0-0-0
67	Brett Boyko	T	6-6	301	24	8/4/92	1	Nevada-Las Vegas	FA-'16		0-0-0-0
83	Jake McGee	TE	6-6	250	25	9/19/91	R	Florida	FA-'16		0-0-0-0
90	Ryan Carrethers	NT	6-1	333	25	2/26/91	3	Arkansas State	D5-'14		0-0-0-4
96	Kaleb Eulls	DT	6-4	309	25	6/28/91	2	Mississippi State	FA-'16		0-0-0-0

**San Diego Chargers 2016 Practice Squad Alpha Roster – (as of Nov. 29, 2016)**

No.	Name	Pos.	Ht.	Wt.	Age	Exp.	College	High School	Hometown		
									GP	GS-DNP	INA ('16)
67	Boyko, Brett	T	6-6	301	24	1	Nevada-Las Vegas	St. Joseph's	Saskatoon, Saskatchewan		
90	Carrethers, Ryan	NT	6-1	333	25	3	Arkansas State	Brentwood Academy	Nashville, Tenn.		
96	Eulls, Kaleb	DT	6-4	309	25	2	Mississippi State	Yazoo County	Yazoo County, Miss.		
59	Fields, Carlos	LB	6-1	248	26	2	Winston-Salem State	North Vance	Henderson, N.C.		
35	Lee, Mike	CB	6-1	185	25	1	Fort Valley State	Eagles Landing	McDonough, Ga.		
40	McCain, Chris	OLB	6-5	236	25	3	California	Northern Guilford	Greensboro, N.C.		
30	McDonald, Adrian	S	5-9	190	22	R	Houston	Eisenhower	Lawton, Okla.		
83	McGee, Jake	TE	6-6	250	25	R	Florida	Collegiate School	Richmond, Va.		
44	Williams, Andre	RB	6-0	220	24	3	Boston College	Parkland	Allentown, Pa.		
7	Williams, Dom	WR	6-2	200	23	R	Washington State	Garey	Pomona, Calif.		

**San Diego Chargers 2016 Coaching Staff**

Head Coach .....Mike McCoy  
Defensive Coordinator ..... John Pagano  
Offensive Coordinator..... Ken Whisenhunt  
Special Teams Coordinator ..... Craig Aukerman  
Linebackers .....Bob Babich  
Offensive Line ..... Jeff Davidson  
Assistant Offensive Line .....Dave DeGuglielmo  
Senior Offensive Assistant ..... Fred Graves  
Assistant Defensive Backs ..... Chris Harris  
Strength and Conditioning .....Kent Johnston  
Assistant Linebackers .....Bobby King  
Assistant Strength and Conditioning.....Rick Lyle  
Tight Ends ..... John McNulty  
Defensive Backs ..... Ron Milus  
Offensive Assistant ..... Tommy Rees  
Quality Control—Offense/Special Assistant to the Head Coach .....Mark Ridgley  
Quality Control—Defense ..... Chris Shula  
Wide Receivers ..... Nick Sirianni  
Defensive Line..... Giff Smith  
Quarterbacks ..... Shane Steichen  
Assistant Special Teams .....Marquice Williams  
Running Backs ..... Ollie Wilson

**San Diego Chargers Pronunciation Guide – Active Roster**

**Jahleel** (jah-LEEL) **Addae** (uh-DIE)  
Jerry **Attaochu** (uh-TAU-choo)  
**Jatavis** (juh-TAY-vis) Brown  
**Asante** (uh-SON-tay) Cleveland  
**Jeremy** (Jeremy) Davis  
Drew **Kaser** (KAY-zer)  
Corey **Liuget** (LEE-jit)  
Craig **Mager** (MAY-gur)  
Tenny **Palepoi** (PAL-uh-poy)  
Darius **Philon** (PHI-lawn)  
**Trovon** (TRAH-von) Reed  
Max **Tuerk** (Turk)  
**Tourek** (TORE-ick) Williams  
**Tyrell** (TIE-rell) Williams

## San Diego Chargers 2016 Depth Chart

(as of November 29, 2016)

### OFFENSE

WR	15	DONTRELLE INMAN	16	Tyrell Williams	88	Jeremy Butler	81	Jeremy Davis
LT	77	KING DUNLAP	78	Tyreek Burwell				
LG	74	ORLANDO FRANKLIN	79	Kenny Wiggins				
C	68	MATT SLAUSON	<u>62</u>	<u>Max Tuerk</u>				
RG	76	D.J. FLUKER	<u>73</u>	<u>Spencer Pulley</u>				
RT	72	JOE BARKSDALE	75	Chris Hairston				
TE	85	ANTONIO GATES	84	Sean McGrath	<u>86</u>	<u>Hunter Henry</u>	45	Asante Cleveland
WR	12	TRAVIS BENJAMIN	89	Isaiah Burse				
QB	17	PHILIP RIVERS	10	Kellen Clemens				
FB	<u>34</u>	<u>DEREK WATT</u>						
RB	28	MELVIN GORDON	<u>27</u>	<u>Kenneth Farrow</u>	36	Ronnie Hillman		

### DEFENSE

DE	<u>99</u>	<u>JOEY BOSA</u>	93	Darius Philon				
NT	71	DAMION SQUARE	95	Tenny Palepoi				
DT	94	COREY LIUGET						
OLB	54	MELVIN INGRAM	97	Jerry Attaochu	<u>46</u>	<u>Christopher Landrum</u>		
ILB	<u>57</u>	<u>JATAVIS BROWN</u>	56	Korey Toomer				
ILB	52	DENZEL PERRYMAN	<u>53</u>	<u>Joshua Perry</u>				
OLB	51	KYLE EMANUEL	58	Tourek Williams				
LCB	24	BRANDON FLOWERS	29	Craig Mager	38	Trovon Reed		
RCB	26	CASEY HAYWARD	42	<u>Trevor Williams</u>				
SS	37	JAHLEEL ADDAE	31	Adrian Phillips				
FS	20	DWIGHT LOWERY	25	Darrell Stuckey	23	Dexter McCoil		

### SPECIAL TEAMS

P	<u>8</u>	<u>DREW KASER</u>						
K	2	JOSH LAMBO						
H	10	KELLEN CLEMENS						
LS	47	MIKE WINDT						
KR	89	ISAIAH BURSE	29	Craig Mager				
PR	89	ISAIAH BURSE	12	Travis Benjamin	29	Craig Mager		

Rookies underlined

**SAN DIEGO CHARGERS 2016 TRANSACTIONS**

1/4	Isaiah Burse (WR) .....	re-signed		Deandre Reaves (WR-KR) .....	signed
	Richard Crawford (CB) .....	re-signed		Larry Scott (CB) .....	signed
	Ben Gardner (DE) .....	re-signed		Derek Watt (FB) .....	signed
	Chuka Ndulue (DT) .....	re-signed		Matt Weiser (TE) .....	signed
	Tim Semisch (TE) .....	re-signed		Dom Williams (WR) .....	signed
	Brad Sorensen (QB) .....	re-signed		Trevor Williams (CB) .....	signed
1/5	Torrence Allen (WR) .....	re-signed		Carlos Wray (DT) .....	signed
	Michael Huey (G) .....	re-signed	5/12	Michael Huey (C) .....	waived
1/6	Kasey Redfern (P) .....	re-signed	5/13	Jamaal Jones (WR) .....	signed
1/11	Alex Bayer (TE) .....	contract expired		Zeth Ramsay (T) .....	signed
	Keith Lewis (CB) .....	contract expired		Chris Swain (FB) .....	signed
	Craig Watts (G) .....	contract expired	5/16	Brock Hekking (OLB) .....	waived-injured
1/13	Dexter McCoil (ILB) .....	signed		Sebastian Johansson (G) .....	waived
3/3	Chi Chi Ariguzo (ILB) .....	waived		Matt Slason (C-G) .....	signed
	Donald Brown (RB) .....	released		Vi Teofilo (G) .....	signed
	Donald Butler (ILB) .....	released	5/17	Brock Hekking (OLB) .....	placed on "Reserve-Injured"
	Kavell Conner (ILB) .....	released		Zach Mettenberger (QB) .....	claimed off waivers
3/9	Joe Barksdale (T) .....	contract expired		Bryn Renner (QB) .....	waived
	Kellen Clemens (QB) .....	contract expired	5/24	Matt Daniels (S) .....	placed on "Reserve-Injured"
	Kellen Clemens (QB) .....	re-signed	5/25	James Ross (ILB) .....	signed
	Malcom Floyd (WR) .....	contract expired	6/1	Zeth Ramsay (T) .....	waived
	Antonio Gates (TE) .....	contract expired	6/2	Brett Boyko (T) .....	signed
	Ladarius Green (TE) .....	contract expired	6/13	Matt Daniels (S) .....	waived from "Reserve-Injured"
	Chris Hairston (T) .....	contract expired	7/7	Max Tuerk (C) .....	signed
	David Johnson (TE) .....	contract expired	7/29	Marcel Jones (G-T) .....	signed
	Cordarro Law (OLB) .....	contract expired		Trevor Robinson (C) .....	released
	Jeff Linkenbach (T) .....	contract expired	7/30	Chris Watt (C) .....	placed on "Physically Unable to Perform"
	Ricardo Mathews (DE) .....	contract expired	7/31	Carrington Byndum (CB) .....	signed
	Joe Mays (ILB) .....	contract expired		Terrell Chestnut (CB) .....	waived-injured
	John Phillips (TE) .....	contract expired		Bruce Gaston (DT) .....	signed
	Kendall Reyes (DE) .....	contract expired		Carlos Wray (DT) .....	waived-injured
	Patrick Robinson (CB) .....	contract expired	8/1	Terrell Chestnut (CB) .....	placed on "Reserve-Injured"
	Brandian Ross (S) .....	contract expired		Carlos Wray (DT) .....	placed on "Reserve-Injured"
	Damion Square (DT) .....	contract expired	8/3	Jamaal Jones (WR) .....	waived-injured
	Cassius Vaughn (CB) .....	contract expired		James Jones (WR) .....	signed
	J.D. Walton (C) .....	contract expired	8/4	Jamaal Jones (WR) .....	placed on "Reserve-Injured"
	Eric Weddle (FS) .....	contract expired	8/9	Zamir Carlis (DT) .....	signed
	Kenny Wiggins (G-T) .....	re-signed		Jamaal Jones (WR) .....	waived from "Reserve-Injured"
3/10	Dwight Lowery (FS) .....	signed		Michael McQueen (T) .....	waived
	Brandon Mebane (NT) .....	signed		Kasey Redfern (P) .....	waived
3/11	Travis Benjamin (WR-KR) .....	signed		Rico Richardson (WR) .....	signed
3/12	Dontrelle Inman (WR) .....	re-signed	8/15	Carrington Byndum (CB) .....	waived
3/14	Antonio Gates (TE) .....	re-signed		Kamal Johnson (DT) .....	signed
3/15	Joe Barksdale (T) .....	re-signed		Stevie Johnson (WR) .....	placed on "Reserve-Injured"
	Casey Hayward (CB) .....	signed		Sean Lissemore (NT) .....	placed on "Reserve-Injured"
3/16	Damion Square (DT) .....	re-signed	8/16	Zack Hodges (OLB) .....	signed
3/24	Chris Hairston (T) .....	re-signed		James Vaughters (OLB) .....	signed
3/25	Jahleel Addae (SS) .....	re-signed	8/18	Rasheed Bailey (WR) .....	claimed from Jacksonville
3/30	Bryn Renner (QB) .....	signed		Rico Richardson (WR) .....	waived-injured
4/5	Jeff Cumberland (TE) .....	signed	8/19	Rico Richardson (WR) .....	placed on "Reserve-Injured"
4/13	Brad Sorensen (QB) .....	waived	8/22	Jeff Cumberland (TE) .....	placed on "Reserve-Injured"
5/2	Mike Scifres (P) .....	released		Mike Lee (CB) .....	signed
4/28	Joey Bosa (DE) .....	Drafted 1	8/24	Rico Richards (WR) .....	waived from "Reserve-Injured"
4/29	Hunter Henry (TE) .....	Drafted 2	8/25	Bruce Johnson (C) .....	signed
	Max Tuerk (C) .....	Drafted 3		Tyler Marcordes (OLB) .....	waived-injured
4/30	Jatavis Brown (OLB) .....	Drafted 5	8/26	Tyler Marcordes (OLB) .....	placed on "Reserve-Injured"
	Donavon Clark (G) .....	Drafted 7	8/29	Torrence Allen (WR) .....	waived
	Drew Kaser (P) .....	Drafted 6		Joey Bosa (DE) .....	signed
	Joshua Perry (ILB) .....	Drafted 4		Greg Ducre (CB) .....	waived
	Derek Watt (FB) .....	Drafted 6		Bruce Gaston (DT) .....	waived
5/10	Mike Bercovici (QB) .....	signed		Zack Hodges (OLB) .....	waived
	Jatavis Brown (OLB) .....	signed		Bruce Johnson (C) .....	waived
	Terrell Chestnut (CB) .....	signed		Gus Johnson (RB) .....	claimed from Atlanta
	Donavon Clark (G) .....	signed		Mike Lee (CB) .....	waived
	Kenneth Farrow (RB) .....	signed		Chris Watt (C) .....	placed on "Reserve-Physically Unable to Perform"
	Sebastian Johansson (G) .....	signed	8/30	Zamir Carlis (DT) .....	waived-injured
	Tyler Johnstone (T) .....	signed		Donavon Clark (G) .....	placed on "Reserve-Injured"
	Drew Kaser (P) .....	signed		Javontee Herndon (WR) .....	waived-injured
	Christopher Landrum (OLB) .....	signed		Tyler Johnstone (T) .....	waived-injured
	Tyler Marcordes (OLB) .....	signed		James Jones (WR) .....	released
	Adrian McDonald (S) .....	signed		Zach Mettenberger (QB) .....	waived
	Michael McQueen (T) .....	signed		Branden Oliver (RB) .....	placed on "Reserve-Injured"
	Joshua Perry (ILB) .....	signed		Dreamius Smith (RB) .....	waived-injured
	Shaq Petteway (OLB) .....	signed	8/31	Zamir Carlis (DT) .....	placed on "Reserve-Injured"
	Spencer Pulley (C) .....	signed		Javontee Herndon (WR) .....	placed on "Reserve-Injured"



	Tyler Johnstone (T) .....	placed on "Reserve-Injured"	9/27	Terrell Chestnut (CB) .....	waived from "Reserve-Injured"
9/1	Dreamius Smith (RB) .....	placed on "Reserve-Injured"		Andre Williams (RB) .....	re-signed to practice squad
9/3	Dreamius Smith (RB) .....	waived from "Reserve-Injured"	9/28	Manti Te'o (ILB) .....	placed on "Reserve-Injured"
	Rasheed Bailey (WR) .....	waived-injured		Korey Toomer (ILB) .....	signed
	Mike Bercovici (QB) .....	waived	10/3	Damion Square (DT) .....	suspension lifted-roster exemption
	Brett Boyko (T) .....	waived	10/4	Brett Boyko (T) .....	re-signed to practice squad
	Richard Crawford (CB) .....	waived		Kaleb Eulls (DT) .....	released from practice squad
	Ben Gardner (OLB) .....	waived		Ben Gardner (OLB) .....	released from practice squad
	Gus Johnson (RB) .....	waived		Austin Traylor (TE) .....	released from practice squad
	Kamal Johnson (DT) .....	waived	10/5	Ryan Carrethers (NT) .....	waived
	Marcel Jones (G-T) .....	waived		Deon King (OLB) .....	signed to practice squad
	Adrian McDonald (S) .....	waived		Kevin Norwood (WR) .....	signed to practice squad
	Chuka Ndulue (DT) .....	waived		Steve Williams (CB) .....	signed
	Shaq Petteway (OLB) .....	waived-injured	10/7	Ryan Carrethers (NT) .....	re-signed to practice squad
	Deandre Reaves (WR-KR) .....	waived		Jason Verrett (CB) .....	placed on "Reserve-Injured"
	James Ross (ILB) .....	waived		Trevor Williams (CB) .....	signed to active roster
	Larry Scott (CB) .....	waived	10/10	Nick Dzubnar (ILB) .....	placed on "Reserve-Injured"
	Tim Semisch (TE) .....	waived		Damion Square (DT) .....	roster exemption lifted
	Damion Square (DT) .....	placed on "Reserve-Suspended"	10/17	Tyler Marcordes (OLB) .....	waived from "Reserve-Injured"
	Chris Swain (FB) .....	waived	10/22	Pierre Desir (CB) .....	re-signed
	Vi Teofilo (G) .....	waived		Christopher Landrum (OLB) .....	signed from practice squad
	James Vaughters (OLB) .....	waived	10/25	Pierre Desir (CB) .....	re-signed
	Matt Weiser (TE) .....	waived		Caraun Reid (DT) .....	placed on "Reserve-Injured"
	Dom Williams (WR) .....	waived	10/26	Trovon Reed (CB) .....	signed to practice squad
	Trevor Williams (CB) .....	waived	10/29	Isaiah Burse (WR) .....	signed from practice squad
9/4	Rasheed Bailey (WR) .....	placed on "Reserve-Injured"		Pierre Desir (CB) .....	waived
	Asante Cleveland (TE) .....	waived	10/31	Isaiah Burse (WR) .....	waived
	Pierre Desir (CB) .....	claimed from Cleveland		Jeremy Butler (WR) .....	claimed from New York Jets
	Kaleb Eulls (DT) .....	signed to practice squad	11/1	James Burgess (LB) .....	signed to practice squad
	Ben Gardner (OLB) .....	signed to practice squad		Kevin Norwood (WR) .....	released from practice squad
	Christopher Landrum (OLB) .....	waived	11/2	Isaiah Burse (WR) .....	re-signed to practice squad
	Adrian McDonald (S) .....	signed to practice squad	11/5	Isaiah Burse (WR) .....	signed to active roster
	Shaq Petteway (OLB) .....	placed on "Reserve-Injured"		Tyreek Burwell (T) .....	waived
	Caraun Reid (DT) .....	claimed from Detroit		Deon King (OLB) .....	signed to active roster
	Austin Shepherd (T) .....	signed to practice squad		Dexter McCluster (RB-KR) .....	.....
	Andre Williams (RB) .....	claimed from New York Giants		.....	placed on "Reserve-Non-Football Injured"
	Dom Williams (WR) .....	signed to practice squad	11/8	Tyreek Burwell .....	re-signed to practice squad
	Steve Williams (CB) .....	waived		Steve Williams (CB) .....	released
	Trevor Williams (CB) .....	signed to practice squad	11/9	Jeremy Davis (WR) .....	signed
9/5	Jonathan Krause (WR) .....	signed to practice squad		Mike Lee (CB) .....	re-signed to practice squad
	Jake McGee (TE) .....	signed to practice squad	11/14	James Burgess (LB) .....	released from practice squad
9/6	Asante Cleveland (TE) .....	signed to practice squad		Tyreek Burwell (T) .....	re-signed to active roster
	Christopher Landrum (OLB) .....	signed to practice squad		Deon King (OLB) .....	waived
9/9	Rasheed Bailey (WR) .....	waived from "Reserve-Injured"		Carlos Wray (DT) .....	waived from "Reserve-Injured"
	Shaq Petteway (OLB) .....	waived from "Reserve-Injured"		Chris Watt (C) .....	Waived-failed physical
9/12	Keenan Allen (WR) .....	placed on "Reserve-Injured"	11/15	.....	from "Reserve-Physically Unable to Perform"
	Joey Bosa (DE) .....	roster exemption lifted		Kaleb Eulls (DT) .....	re-signed to practice squad
9/19	Griff Whalen (WR) .....	signed	11/21	Carlos Fields (LB) .....	signed to practice squad
	Danny Woodhead (RB) .....	placed on "Reserve-Injured"	11/22	Ronnie Hillman (RB) .....	claimed off waivers
9/20	Isaiah Burse (WR) .....	waived		Brandon Mebane (NT) .....	placed on "Reserve-Injured"
	Dexter McCluster (RB) .....	signed		Trovon Reed (CB) .....	signed to active roster
9/22	Isaiah Burse (WR) .....	re-signed to practice squad		Griff Whalen (WR) .....	waived
	Jonathan Krause (WR) .....	released from practice squad	11/23	Chris McCain (OLB) .....	signed to practice squad
9/24	Asante Cleveland (TE) .....	signed to active roster			
	Andre Williams (RB) .....	waived			

PASSING:		P. Rivers											
Date	Opp.	Att.	Cmp.	Yds.	Cmp%	Yds/Att.	TD	TD%	INT	INT%	LG	Sack/Lost	Rating
9/11	at Kansas City	36	25	243	69.4	6.75	1	2.8	0	0	38	1-10	97.3
9/18	Jacksonville	24	17	220	70.8	9.17	4	16.7	0	0	45t	3-13	138.9
9/25	at Indianapolis	39	26	326	66.7	8.46	0	0	0	0	43	2-11	92.9
10/2	New Orleans	43	28	321	65.1	7.47	2	4.7	1	2.3	57t	3-13	93.3
10/9	at Oakland	30	21	359	70	11.97	4	13.3	2	6.7	59	2-8	122.1
10/13	Denver	29	18	178	62.1	6.14	1	3.4	0	0	27	2-12	90.9
10/23	at Atlanta	44	27	371	61.4	8.43	1	2.3	1	2.3	49	4-23	86.5
10/30	at Denver	47	20	267	42.6	5.68	2	4.3	3	6.4	53	4-21	48.8
11/6	Tennessee	33	24	275	72.7	8.33	2	6.1	0	0	35	1-7	117.6
11/13	Miami	44	23	326	52.3	7.41	3	6.8	4	9.1	51t	3-17	61.4
11/27	at Houston	30	22	242	73.3	8.07	3	10	1	3.3	52t	1-7	116.3
12/4	Tampa Bay												
12/11	at Carolina												
12/18	Oakland												
12/24	at Cleveland												
1/1	Kansas City												
<b>SEASON TOTALS</b>		399	251	3128	62.9	7.84	23	5.8	12	3	59	26/142	93.9
<b>CAREER TOTALS</b>		5,738	3,713	44,575	64.7	7.8	304	5.3	147	2.6	81t	352-2,132	95.4

Single-game Highs

Attempts — 65 at Green Bay Oct. 18, 2015  
 Completions — 43 at Green Bay Oct. 18, 2015  
 Yards — 503 at Green Bay Oct. 18, 2015  
 Passing TDs — 4 (9 times) Last: at Oak Oct. 9, 2016  
 Interceptions — 4 (2x) Last: vs. Miami Nov. 13, 2016  
 Long — 81t vs. Baltimore Sept. 20, 2009  
 Long Touchdown — 81t vs. Baltimore Sept. 20, 2009  
 Completion Percentage — .900 vs. Kansas City Nov. 1, 2012  
 Passer Rating — 151.4, at Denver Oct. 7, 2007

PASSING:		K. Clemens											
Date	Opp.	Att.	Cmp.	Yds.	Cmp%	Yds/Att.	TD	TD%	INT	INT%	LG	Sack/Lost	Rating
9/11	at Kansas City		DNP										
9/18	Jacksonville	1	0	0	0	0	0	0	0	0	0	0	39.6
9/25	at Indianapolis		DNP										
10/2	New Orleans		DNP										
10/9	at Oakland		DNP										
10/13	Denver	0	0	0	0	0	0	0	0	0	0	0	0
10/23	at Atlanta	0	0	0	0	0	0	0	0	0	0	0	0
10/30	at Denver	0	0	0	0	0	0	0	0	0	0	0	0
11/6	Tennessee	0	0	0	0	0	0	0	0	0	0	0	0
11/13	Miami	0	0	0	0	0	0	0	0	0	0	0	0
11/27	at Houston	0	0	0	0	0	0	0	0	0	0	0	0
12/4	Tampa Bay												
12/11	at Carolina												
12/18	Oakland												
12/24	at Cleveland												
1/1	Kansas City												
<b>SEASON TOTALS</b>		1	0	0	0	0	0	0	0	0	0	0	0
<b>CAREER TOTALS</b>		630	344	4,017	54.6	6.4	16	2.5	20	3.2	81t	66/401	69.4

Single-game Highs

Attempts — 42 vs. Washington Nov. 4, 2007  
 Completions — 25 vs. Cincinnati Dec. 18, 2011  
 Yards — 286 vs. Cleveland Dec. 9, 2007  
 Passing TDs — 2 (2 times) Last: vs. New Orleans Dec. 15, 2013  
 Interceptions — 2 (6 times) Last: at Seattle Dec. 29, 2013  
 Long — 81t at Indianapolis Nov. 10, 2013  
 Completion Percentage — .833 at Minnesota Sept. 27, 2015  
 Passer Rating — 150.0 at Minnesota Sept. 27, 2015

RUSHING		M. Gordon					D. Woodhead					Farrow				
Date	Opp.	No.	Yds.	Avg.	LG	TD	No.	Yds.	Avg.	LG	TD	No.	Yds.	Avg.	LG	TD
9/11	at Kansas City	14	57	4.1	17	2	16	89	5.6	21	0	DNP				
9/18	Jacksonville	24	102	4.3	21	1	3	27	9	23	0	4	13	3.3	4	0
9/25	at Indianapolis	16	35	2.2	7	1	IR					0	0	0	0	0
10/2	New Orleans	19	36	1.9	10	2	IR					0	0	0	0	0
10/9	at Oakland	16	69	4.3	24	0	IR					0	0	0	0	0
10/13	Denver	27	94	3.5	48	0	IR					2	5	2.5	6	0
10/23	at Atlanta	22	68	3.1	13	2	IR					2	13	6.5	9	0
10/30	at Denver	23	111	4.8	20	0	IR					3	12	4.0	6	0
11/6	Tennessee	32	196	6.1	47	1	IR					4	15	3.8	5	0
11/13	Miami	24	70	2.9	19	0	IR					0	0	0.0	0	0
11/27	at Houston	17	70	4.1	18	0	IR					1	-3	-3.0	-3	0
12/4	Tampa Bay															
12/11	at Carolina															
12/18	Oakland															
12/24	at Cleveland															

1/1	Kansas City															
<b>SEASON TOTALS</b>		234	908	3.9	48	9	19	116	6.1	23	0	16	55	3.4	9	0
<b>CAREER TOTALS</b>		417	1549	3.7	48	9	503	2182	4.3	36t	15	16	55	3.4	9	0

Rush Attempts — 32 vs. Tennessee Nov. 6, 2016  
Rush Yards — 196 vs. Tennessee Nov. 6, 2016  
Rush Long — 48 vs. Denver Oct. 13, 2016  
Rush TDs — 2 (3x) Last: at Atlanta Oct. 23, 2016  
Rush Long TD — 5t at Kansas City Sept. 11, 2016

Rush Attempts — 16 at Kansas City Sept. 11, 2016  
Rush Yards — 93 at Buffalo Dec. 26, 2010  
Rush Long — 36t vs. Indianapolis Nov. 21, 2010  
Rush TDs — 2 (2 times) Last: vs. Detroit Sept. 13, 2015

Rush Attempts — 4 (2x) Last: vs. Tennessee Nov. 6, 2016  
Rush Yards — 15 vs. Tennessee Nov. 6, 2016  
Rush Long — 9 at Atlanta Oct. 23, 2016  
Rush TDs —

RUSHING		Rivers					Williams					D. Watt				
Date	Opp.	No.	Yds.	Avg.	LG	TD	No.	Yds.	Avg.	LG	TD	No.	Yds.	Avg.	LG	TD
9/11	at Kansas City	2	9	4.5	10	0	INA					0	0	0	0	0
9/18	Jacksonville	1	10	10	10	0	INA					0	0	0	0	0
9/25	at Indianapolis	1	2	2	2	0	NOR					0	0	0	0	0
10/2	New Orleans	1	0	0.0	0	0	PS					0	0	0	0	0
10/9	at Oakland	0	0	0	0	0	PS					1	2	2	2	0
10/13	Denver	0	0	0	0	0	PS					0	0	0	0	0
10/23	at Atlanta	1	-2	-2	-2	0	PS					0	0	0	0	0
10/30	at Denver	0	0	0	0	0	PS					0	0	0	0	0
11/6	Tennessee	3	-3	-1.0	0	0	PS					0	0	0	0	0
11/13	Miami	0	0	0	0	0	PS					0	0	0	0	0
11/27	at Houston	0	0	0	0	0	PS					0	0	0	0	0
12/4	Tampa Bay															
12/11	at Carolina															
12/18	Oakland															
12/24	at Cleveland															

1/1	Kansas City															
<b>SEASON TOTALS</b>		9	16	1.8	10	0	0	0	0	0	0	1	2	2	2	0
<b>CAREER TOTALS</b>		312	559	1.8	18	3	305	978	3.2	50t	8	1	2	2	2	0

Rush Attempts — 11 vs. Seattle Sept. 14, 2014  
Rush Yards — 24 vs. Pittsburgh Oct. 8, 2006  
Rush Long — 18 vs. Houston Sept. 9, 2013  
Rush TDs — 1 (3x) Last: at Denver Oct. 9, 2011  
Rush Long TD — 5t vs. Miami Sept. 27, 2009

Rush Attempts — 26 at St. Louis Dec. 21, 2014  
Rush Yards — 131 at Tennessee Dec. 7, 2014  
Rush Long — 50t at Tennessee Dec. 7, 2014  
Rush TDs — 1 (8x) Last: vs. Washington Sept. 24, 2015

Rush Attempts — 1 at Oakland Oct. 9, 2016  
Rush Yards — 2 at Oakland Oct. 9, 2016  
Rush Long — 2 at Oakland Oct. 9, 2016  
Rush TDs —



RECEIVING		Allen					Beinamin					Inman				
Date	Opp.	No.	Yds.	Avg.	LG	TD	No.	Yds.	Avg.	LG	TD	No.	Yds.	Avg.	LG	TD
9/11	at Kansas City	6	63	10.5	15	0	7	32	4.6	8	0	1	6	6	6	0
9/18	Jacksonville		IR				6	115	19.2	45t	2	1	7	7	7	0
9/25	at Indianapolis		IR				4	82	20.5	43	0	3	32	10.7	14	0
10/2	New Orleans		IR				4	48	12	25	0	7	120	17.1	57t	1
10/9	at Oakland		IR				7	117	16.7	54	0	1	3	3	3	0
10/13	Denver		IR				3	17	5.7	8	0	1	11	11	11	0
10/23	at Atlanta		IR				4	54	13.5	21	0	3	58	19.3	24	0
10/30	at Denver		IR				3	44	14.7	18	1	4	72	18	37	0
11/6	Tennessee		IR				1	5	5	5	0	6	56	9.3	17	0
11/13	Miami		IR				Inactive					5	43	8.6	14	0
11/27	at Houston		IR				1	8	8	8	0	6	119	19.8	52t	1
12/4	Tampa Bay															
12/11	at Carolina															
12/18	Oakland															
12/24	at Cleveland															
1/1	Kansas City															
<b>SEASON TOTALS</b>		6	63	10.5	15	0	40	522	13.1	54	3	38	527	13.9	57t	2
<b>CAREER TOTALS</b>		221	2617	11.8	43t	16	149	2,205	14.8	69t	13	85	1171	13.8	68	5

Receptions — 15 vs. Detroit Sept. 13, 2015  
 Receiving Yards — 166 vs. Detroit Sept. 13, 2015  
 Receiving Long — 43t vs. N.Y. Giants Dec. 8, 2013  
 Receiving TDs — 2 (4x) Last: at Minnesota Sept. 27, 2015

Receptions — 9 vs. Denver Oct. 18, 2015  
 Receiving Yards — 117 (2x) Last: at Oakland Oct. 9, 2016  
 Receiving Long — 69t vs. Washington Dec. 16, 2012  
 Receiving TDs — 2 (3x) Last: vs Jacksonville Sept. 18, 2016

Receptions — 8 at Oakland Dec. 24, 2015  
 Receiving Yards — 120 vs. New Orleans Oct. 2, 2016  
 Receiving Long — 68 vs. Cleveland Oct. 4, 2015  
 Receiving TDs — 1 (5x) Last: at Houston Nov. 27, 2016  
 Receiving Long TD — 57t vs. New Orleans Oct. 2, 2016

RECEIVING		Ty. Williams					Burse					Whalen				
Date	Opp.	No.	Yds.	Avg.	LG	TD	No.	Yds.	Avg.	LG	TD	No.	Yds.	Avg.	LG	TD
9/11	at Kansas City	2	71	35.5	38	0	Inactive					NOR				
9/18	Jacksonville	3	61	20.3	44t	1	0	0	0	0	0	NOR				
9/25	at Indianapolis	6	69	11.5	22	0	PS					0	0	0.0	0	0
10/2	New Orleans	5	40	8	16	0	PS					0	0	0	0	0
10/9	at Oakland	5	117	23.4	50	1	PS					0	0	0.0	0	0
10/13	Denver	3	28	9.3	18	0	PS					0	0	0.0	0	0
10/23	at Atlanta	7	140	20	49	0	PS					1	12	12.0	12	0
10/30	at Denver	1	4	4	4	0	DNP					0	0	0	0	0
11/6	Tennessee	6	65	10.8	19	1	0	0	0	0	0	0	0	0	0	0
11/13	Miami	5	125	25	51t	1	0	0	0	0	0	1	10	10.0	10	0
11/27	at Houston	8	70	8.8	21t	1	0	0	0	0	0	NOR				
12/4	Tampa Bay															
12/11	at Carolina															
12/18	Oakland															
12/24	at Cleveland															
1/1	Kansas City															
<b>SEASON TOTALS</b>		51	790	15.5	51t	5	0	0	0	0	0	2	22	11	12	0
<b>CAREER TOTALS</b>		53	880	16.6	80t	6	0	0	0	0	0	47	509	10.8	38	3

Receptions — 8 at Houston Nov. 27, 2016  
 Receiving Yards — 140 at Atlanta Oct. 23, 2016  
 Receiving Long — 80t at Denver Jan. 3, 2016  
 Receiving TDs — 1 (6x) Last: at Houston Nov. 27, 2016

Receptions —  
 Receiving Yards —  
 Receiving Long —  
 Receiving TDs —

Receptions — 7 at Kansas City Dec. 22, 2013  
 Receiving Yards — 80 at Kansas City Dec. 22, 2013  
 Receiving TDs — 1 (3x) Last: vs. New England Oct. 18, 2015  
 Receiving Long — 18t vs. New England Oct. 18, 2015

RECEIVING		J. Butler														
Date	Opp.	No.	Yds.	Avg.	LG	TD	No.	Yds.	Avg.	LG	TD	No.	Yds.	Avg.	LG	TD
9/11	at Kansas City		NOR													
9/18	Jacksonville		NOR													
9/25	at Indianapolis		NOR													
10/2	New Orleans		NOR													
10/9	at Oakland		NOR													
10/13	Denver		NOR													
10/23	at Atlanta		NOR													
10/30	at Denver		NOR													
11/6	Tennessee	1	5	5.0	5	0										
11/13	Miami		Inactive													
11/27	at Houston	1	6	6	6	0										
12/4	Tampa Bay															
12/11	at Carolina															
12/18	Oakland															
12/24	at Cleveland															
1/1	Kansas City															
<b>SEASON TOTALS</b>		2	11	5.5	6	0										
<b>CAREER TOTALS</b>		33	374	11.3	41	0										

Receptions — 7 vs. Seattle Dec. 13, 2015

Receiving Yards — 72 vs. Seattle Dec. 13, 2015

Receiving Long — 41 vs. Kansas City Dec. 20, 2015



RECEIVING		Gordon					Woodhead					Farrow				
Date	Opp.	No.	Yds.	Avg.	LG	TD	No.	Yds.	Avg.	LG	TD	No.	Yds.	Avg.	LG	TD
9/11	at Kansas City	0	0	0	0	0	5	31	6.2	12	1	DNP				
9/18	Jacksonville	3	18	6	11	0	1	4	4	4	0	0	0	0	0	0
9/25	at Indianapolis	4	43	10.8	25	0	IR					0	0	0	0	0
10/2	New Orleans	6	43	7.2	12	0	IR					0	0	0	0	0
10/9	at Oakland	1	18	18	18t	1	IR					0	0	0	0	0
10/13	Denver	0	0	0	0	0	IR					0	0	0	0	0
10/23	at Atlanta	6	53	8.8	14	1	IR					0	0	0	0	0
10/30	at Denver	4	44	11	30	0	IR					0	0	0	0	0
11/6	Tennessee	4	65	16.3	35	0	IR					1	4	4	4	0
11/13	Miami	5	62	12.4	20	0	IR					0	0	0	0	0
11/27	at Houston	4	19	4.8	10	0	IR					0	0	0	0	0
12/4	Tampa Bay															
12/11	at Carolina															
12/18	Oakland															
12/24	at Cleveland															
1/1	Kansas City															
<b>SEASON TOTALS</b>		37	365	9.9	35	2	6	35	5.8	12	1	1	4	4	4	0
<b>CAREER TOTALS</b>		70	557	8	35	2	267	2,498	9.4	61	17	1	4	4	4	0

Receptions — 7 vs. Pittsburgh Oct. 12, 2015

Receiving Yards — 65 vs. Tennessee Nov. 6, 2016

Receiving Long — 35 vs. Tennessee Nov. 6, 2016

Receiving TDs — 1 (2x) Last: at Atlanta Oct. 23, 2016

Receiving Long TD — 18t at Oakland Oct. 9, 2016

Receptions — 11 vs. Oakland Oct. 25, 2015

Receiving Yards — 104 vs. NY Jets Dec. 6, 2010

Receiving Long — 61 vs. Cleveland Browns Oct. 4, 2015

Receiving TDs — 3 vs. Miami Dec. 20, 2015

Receiving Long TD — 26t vs. Dallas Sept. 29, 2013

Receptions — 1 vs. Tennessee Nov. 6, 2016

Receiving Yards — 4 vs. Tennessee Nov. 6, 2016

Receiving Long — 4 vs. Tennessee Nov. 6, 2016

Receiving TDs —

RECEIVING		A. Williams					Watt					McCluster				
Date	Opp.	No.	Yds.	Avg.	LG	TD	No.	Yds.	Avg.	LG	TD	No.	Yds.	Avg.	LG	TD
9/11	at Kansas City	INA					0	0	0.0	0	0	NOR				
9/18	Jacksonville	INA					0	0	0	0	0	NOR				
9/25	at Indianapolis	NOR					1	6	6	6	0	2	9	4.5	6	0
10/2	New Orleans	PS					0	0	0	0	0	2	9	4.5	7	0
10/9	at Oakland	PS					0	0	0	0	0	0	0	0	0	0
10/13	Denver	PS					1	8	8.0	8	0	2	15	7.5	10	0
10/23	at Atlanta	PS					0	0	0.0	0	0	0	0	0.0	0	0
10/30	at Denver	PS					1	53	53.0	53	0	1	3	3.0	3	0
11/6	Tennessee	PS					RES-NFI									
11/13	Miami	PS					RES-NFI									
11/27	at Houston	PS					RES-NFI									
12/4	Tampa Bay															
12/11	at Carolina															
12/18	Oakland															
12/24	at Cleveland															
1/1	Kansas City															
<b>SEASON TOTALS</b>		0	0	0	0	0	3	67	22.3	53	0	7	36	5.1	10	0
<b>CAREER TOTALS</b>		19	137	7.2	24	0	3	67	22.3	53	0	236	1993	8.4	49	7

Receptions — 3 (2x) Last: vs. Philadelphia Dec. 28, 2014

Receiving Yards — 24 vs. Indianapolis Nov. 3, 2014

Receiving Long — 24 vs. Indianapolis Nov. 3, 2014

Receptions — 1 (3x) Last: at Denver Oct. 30, 2016

Receiving Yards — 53 at Denver Oct. 30, 2016

Receiving Long — 53 at Denver Oct. 30, 2016

Receiving TDs —

Receptions — 7 (3x) Last: vs. San Diego Nov. 24, 2013

Receiving Yards — 89 vs. Oakland Dec. 24, 2011

Receiving TDs — 1 (7x) Last: vs. Miami Oct. 18, 2015

Receiving Long — 49 vs. Oakland Dec. 24, 2011

Receiving Long TD — 38t at Chicago Dec. 4, 2011



PUNT RETURNS		Benjamin						McCluster					
Date	Opp.	No.	Yds.	Avg.	LG	FC	TD	No.	Yds.	Avg.	LG	FC	TD
9/11	at Kansas City	2	8	4	7	0	0	NOR					
9/18	Jacksonville	2	21	10.5	12	0	0	NOR					
9/25	at Indianapolis	1	0	0	0	0	0	0	0	0	0	0	0
10/2	New Orleans	3	30	10	18	0	0	0	0	0	0	0	0
10/9	at Oakland	0	0	0.0	0	0	0	2	15	7.5	9	0	0
10/13	Denver	1	0	0	0	0	0	3	28	9.3	16	0	0
10/23	at Atlanta	0	0	0.0	0	0	0	0	0	0.0	0	1	0
10/30	at Denver	0	0	0.0	0	0	0	3	14	4.7	6	2	0
11/6	Tennessee	0	0	0.0	0	0	0	RES-NFI					
11/13	Miami	Inactive						RES-NFI					
11/27	at Houston	0	0	0.0	0	0	0	RES-NFI					
12/4	Tampa Bay												
12/11	at Carolina												
12/18	Oakland												
12/24	at Cleveland												

1/1	Kansas City												
<b>SEASON TOTALS</b>		9	59	6.6	18	0	0	8	57	7.1	16	3	0
<b>CAREER TOTALS</b>		77	916	11.9	93t	26	3	133	1,388	10.4	94t	50	3

Punt Returns — 7 vs. Buffalo Oct. 3, 2013

Punt Returns — 7 at Washington Dec. 8, 2013

Punt Return Yards — 179 vs. Buffalo Oct. 3, 2013

Punt Return Yards — 177 at Washington Dec. 8, 2013

Punt Return TDs — 1 (3x) Last: vs. Tennessee Sept. 20, 2015

Punt Return Long — 94t vs. San Diego Sept. 13, 2010

Punt Return Long — 93t vs. Kansas City Dec. 9, 2012

Punt Return TDs — 1 (3x) Last: at Washington Dec. 8, 2013

PUNT RETURNS		Burse											
Date	Opp.	No.	Yds.	Avg.	LG	FC	TD	No.	Yds.	Avg.	LG	FC	TD
9/11	at Kansas City	Inactive											
9/18	Jacksonville	0	0	0	0	0	0						
9/25	at Indianapolis	PS											
10/2	New Orleans	PS											
10/9	at Oakland	PS											
10/13	Denver	PS											
10/23	at Atlanta	PS											
10/30	at Denver	DNP											
11/6	Tennessee	2	3	1.5	3	2	0						
11/13	Miami	3	45	15	21	0	0						
11/27	at Houston	1	11	11	11	2	0						
12/4	Tampa Bay												
12/11	at Carolina												
12/18	Oakland												
12/24	at Cleveland												
1/1	Kansas City												
<b>SEASON TOTALS</b>		6	59	9.8	21	4	0						
<b>CAREER TOTALS</b>		35	270	7.7	22	28	0						

Punt Returns — 6 vs. Arizona Oct. 5, 2014

Punt Return Yards — 52 at Oakland Nov. 9, 2014

Punt Return Long — 22 at Kansas City Nov. 30, 2014

KO RETURNS		Mager					McCluster					Whalen				
Date	Opp.	No.	Yds.	Avg	LG	TD	No.	Yds.	Avg	LG	TD	No.	Yds.	Avg	LG	TD
9/11	at Kansas City	2	43	21.5	23	0	NOR					NOR				
9/18	Jacksonville	0	0	0.0	0	0	NOR					NOR				
9/25	at Indianapolis	1	20	20.0	20	0	2	39	19.5	24	0	0	0	0.0	0	0
10/2	New Orleans	0	0	0.0	0	0	2	51	25.5	30	0	0	0	0.0	0	0
10/9	at Oakland	0	0	0.0	0	0	4	75	18.8	20	0	0	0	0.0	0	0
10/13	Denver	0	0	0	0	0	0	0	0.0	0	0	1	12	12.0	12	0
10/23	at Atlanta	0	0	0.0	0	0	0	0	0.0	0	0	2	19	9.5	19	0
10/30	at Denver	Inactive					1	17	17.0	17	0	1	25	25.0	25	0
11/6	Tennessee	Inactive					RES-NFI					0	0	0.0	0	0
11/13	Miami	0	0	0.0	0	0	RES-NFI					0	0	0.0	0	0
11/27	at Houston	0	0	0.0	0	0	RES-NFI					NOR				
12/4	Tampa Bay															
12/11	at Carolina															
12/18	Oakland															
12/24	at Cleveland															

1/1	Kansas City															
<b>SEASON TOTALS</b>		3	63	21	23	0	9	182	20.2	30	0	4	56	14	25	0
<b>CAREER TOTALS</b>		3	63	21	23	0	74	1,554	21.0	36	0	29	701	24.2	50	0

Kickoff Returns — 2 at Kansas City Sept. 11, 2016      Kickoff Returns — 6 at Indianapolis Oct. 10, 2010      Kickoff Returns — 5 at Pittsburgh Oct. 26, 2014  
 Kickoff Return Yards — 43 at Kansas City Sept. 11, 2016      Kickoff Return Yards — 141 at Indianapolis Oct. 10, 2010      Kickoff Return Yards — 122 at Pittsburgh Oct. 26, 2014  
 Kickoff Return Long — 23 at Kansas City Sept. 11, 2016      Kickoff Return Long — 36 vs. Oakland Jan. 2, 2011      Kickoff Return Long — 50 at Houston Oct. 8, 2015  
 Kickoff Return TDs —

KO RETURNS		Burse															
Date	Opp.	No.	Yds.	Avg	LG	TD	No.	Yds.	Avg	LG	TD	No.	Yds.	Avg	LG	TD	
9/11	at Kansas City	Inactive															
9/18	Jacksonville	0	0	0	0	0	0										
9/25	at Indianapolis	PS															
10/2	New Orleans	PS															
10/9	at Oakland	PS															
10/13	Denver	PS															
10/23	at Atlanta	PS															
10/30	at Denver	DNP															
11/6	Tennessee	0	0	0.0	0	0											
11/13	Miami	1	21	21.0	21	0											
11/27	at Houston	1	26	26.0	26	0											
12/4	Tampa Bay																
12/11	at Carolina																
12/18	Oakland																
12/24	at Cleveland																

1/1	Kansas City															
<b>SEASON TOTALS</b>		2	47	23.5	26	0										
<b>CAREER TOTALS</b>		3	54	18	26	0										

Kickoff Returns — 1 (3x) Last: at Houston Nov. 27, 2016  
 Kickoff Return Yards — 26 at Houston Nov. 27, 2016  
 Kickoff Return Long — 26 at Houston Nov. 27, 2016

<b>PUNTING</b>		<b>Kaser</b>						
Date	Opp.	No.	Yds.	Avg.	TB	In20	LG	Net
9/11	at Kansas City	5	178	35.6	0	0	48	28.6
9/18	Jacksonville	4	173	43.3	0	2	56	41
9/25	at Indianapolis	3	121	40.3	0	1	46	40.3
10/2	New Orleans	4	176	44	0	0	49	41
10/9	at Oakland	1	16	16	0	0	16	16
10/13	Denver	5	237	47.4	0	4	60	44
10/23	at Atlanta	2	91	45.5	0	0	48	45.5
10/30	at Denver	5	285	57	2	2	62	46
11/6	Tennessee	3	140	46.7	1	1	58	40
11/13	Miami	4	199	49.8	0	3	55	49
11/27	at Houston	6	292	48.7	1	3	59	40.8
12/4	Tampa Bay							
12/11	at Carolina							
12/18	Oakland							
12/24	at Cleveland							
1/1	Kansas City							
<b>SEASON TOTALS</b>		42	1908	45.4	4	16	62	40.7
<b>CAREER TOTALS</b>		42	1908	45.4	4	16	62	40.7

Punts — 6 at Houston Nov. 27, 2016  
Punt Yards — 292 at Houston Nov. 27, 2016  
Punt Long — 62 at Denver Oct. 30, 2016  
Punt Average — 57.0 at Denver Oct. 30, 2016  
Inside 20 — 4 vs. Denver Oct. 13, 2016

<b>KICKING</b>		<b>Lambo</b>					
Date	Opp.	XPM	XPA	FGM	FGA	LG	Points
9/11	at Kansas City	3	3	2	3	29	9
9/18	Jacksonville	5	5	1	1	25	8
9/25	at Indianapolis	1	2	3	3	42	10
10/2	New Orleans	4	4	2	2	47	10
10/9	at Oakland	4	4	1	1	36	7
10/13	Denver	1	1	4	4	37	13
10/23	at Atlanta	3	3	4	4	42	15
10/30	at Denver	1	2	0	1	--	1
11/6	Tennessee	4	5	3	3	36	13
11/13	Miami	3	3	1	1	45	6
11/27	at Houston	3	3	0	1	--	3
12/4	Tampa Bay						
12/11	at Carolina						
12/18	Oakland						
12/24	at Cleveland						
1/1	Kansas City						
<b>SEASON TOTALS</b>		32	35	21	24	47	95
<b>CAREER TOTALS</b>		60	67	47	56	54	201

Points — 15 at Atlanta Oct. 23, 2016  
Field Goals — 4 (2x) Last: at Atlanta Oct. 23, 2016  
Field Goal Attempts — 4 (2x) Last: at Atlanta Oct. 23, 2016  
Long — 54 vs. Pittsburgh Oct. 12, 2015  
Longest Attempt — 60 vs. Pittsburgh Oct. 12, 2015  
PATs — 5 vs. Jacksonville Sept. 18, 2016  
PAT Attempts — 5 (2x) Last: vs. Tennessee Nov. 6, 2016

DEFENSIVE LINE		C. Liuget				Mebane				Philon			
Date	Opp.	Tackles	TFLs	Sacks	INTs	Tackles	TFLs	Sacks	INTs	Tackles	TFLs	Sacks	INTs
9/11	at Kansas City	5	2	0	0	4	1	1	0	1	0	0	0
9/18	Jacksonville	3	0	0	0	1	0	0	0	0	0	0	0
9/25	at Indianapolis	3	1	0	0	4	0	0	0	5	1	0	0
10/2	New Orleans	6	0	0	0	7	1	0	0	3	0	0	0
10/9	at Oakland	4	1	0	0	3	0	0	1	0	0	0	0
10/13	Denver	1	0	0	0	1	0	0	0	Inactive			
10/23	at Atlanta	0	0	0	0	6	1	0	0	Inactive			
10/30	at Denver	3	1	0	0	6	1	0	0	1	0	0	0
11/6	Tennessee	3	1	0	0	2	0	0	0	0	0	0	0
11/13	Miami	5	1	0	0	1	0	0	0	0	0	0	0
11/27	at Houston	3	0	0	0	IR				1	0	0	0
12/4	Tampa Bay												
12/11	at Carolina												
12/18	Oakland												
12/24	at Cleveland												
1/1	Kansas City												
<b>SEASON TOTALS</b>		<b>36</b>	<b>7</b>	<b>0</b>	<b>0</b>	<b>35</b>	<b>4</b>	<b>1</b>	<b>1</b>	<b>11</b>	<b>1</b>	<b>0</b>	<b>0</b>
<b>CAREER TOTALS</b>		<b>273</b>	<b>63</b>	<b>21</b>	<b>0</b>	<b>384</b>	<b>52</b>	<b>16.5</b>	<b>1</b>	<b>18</b>	<b>3</b>	<b>0</b>	<b>0</b>

Tackles — 7 (4x) Last: vs. Denver Dec. 14, 2014  
Sacks — 2 (2x) Last: at Jacksonville Oct. 20, 2013

Tackles — 7 (3x) Last: vs. New Orleans Oct. 2, 2016  
Sacks — 2 vs. Green Bay Sept. 24, 2012  
Interceptions — 1 at Oakland Oct. 9, 2016

Tackles - 5 at Indianapolis Sept. 25, 2016

DEFENSIVE LINE		R. Carrethers				Palepoi				Reid			
Date	Opp.	Tackles	TFLs	Sacks	INTs	Tackles	TFLs	Sacks	INTs	Tackles	TFLs	Sacks	INTs
9/11	at Kansas City		Inactive			0	0	0	0	1	1	1	0
9/18	Jacksonville		Inactive			1	0	0	0	2	1	0	0
9/25	at Indianapolis		Inactive			1	0	0	0	1	0	0	0
10/2	New Orleans		Inactive			3	0	0	0	1	0	0	0
10/9	at Oakland		PS			2	0	0	0	2	0	0	0
10/13	Denver		PS			1	0	0	0	1	0	0	0
10/23	at Atlanta		PS			3	1	0	0	0	0	0	0
10/30	at Denver		PS			2	0	0	0	IR			
11/6	Tennessee		PS			1	0	0	0	IR			
11/13	Miami		PS			3	0	0	0	IR			
11/27	at Houston		PS			0	0	0	0	IR			
12/4	Tampa Bay												
12/11	at Carolina												
12/18	Oakland												
12/24	at Cleveland												
1/1	Kansas City												
<b>SEASON TOTALS</b>		<b>0</b>	<b>0</b>	<b>0</b>	<b>0</b>	<b>17</b>	<b>1</b>	<b>0</b>	<b>0</b>	<b>8</b>	<b>2</b>	<b>1</b>	<b>0</b>
<b>CAREER TOTALS</b>		<b>41</b>	<b>1</b>	<b>0</b>	<b>0</b>	<b>35</b>	<b>5</b>	<b>0</b>	<b>0</b>	<b>39</b>	<b>9</b>	<b>3</b>	<b>0</b>

Tackles — 7 at Baltimore Nov. 1, 2015

Tackles — 3 (5x) Last: vs. Miami Nov. 13, 2016

Tackles — 6 vs. Minnesota Oct. 25, 2012

Sacks — 1 (3x) Last: at Kansas City Sept. 11, 2016

DEFENSIVE LINE		Bosa				Square							
Date	Opp.	Tackles	TFLs	Sacks	INTs	Tackles	TFLs	Sacks	INTs	Tackles	TFLs	Sacks	INTs
9/11	at Kansas City	Roster-Exempt				Reserve-Suspended							
9/18	Jacksonville	Inactive				Reserve-Suspended							
9/25	at Indianapolis	Inactive				Reserve-Suspended							
10/2	New Orleans	Inactive				Reserve-Suspended							
10/9	at Oakland	5	3	2	0	Roster-Exempt							
10/13	Denver	1	0	0	0	0	0	0	0				
10/23	at Atlanta	4	2	2	0	1	0	0	0				
10/30	at Denver	3	1	0	0	1	0	0	0				
11/6	Tennessee	1	0	0	0	0	0	0	0				
11/13	Miami	1	0	0	0	2	0	0	0				
11/27	at Houston	6	4	0.5	0	3	2	0.5	0				
12/4	Tampa Bay												
12/11	at Carolina												
12/18	Oakland												
12/24	at Cleveland												
1/1	Kansas City												
<b>SEASON TOTALS</b>		<b>21</b>	<b>10</b>	<b>4.5</b>	<b>0</b>	<b>7</b>	<b>2</b>	<b>0.5</b>	<b>0</b>				
<b>CAREER TOTALS</b>		<b>21</b>	<b>10</b>	<b>4.5</b>	<b>0</b>	<b>23</b>	<b>3</b>	<b>0.5</b>	<b>0</b>				

Tackles — 6 at Houston Nov. 27, 2016

Sacks — 2 (2x) Last: at Atlanta Oct. 23, 2016

Tackles — 3 at Houston Nov. 27, 2016

Sacks — 0.5 at Houston Nov. 27, 2016

<b>INSIDE LINEBACKERS</b>		<b>M. Te'o</b>				<b>D. Perryman</b>				<b>N. Dzubnar</b>			
Date	Opp.	Tackles	TFLs	Sacks	INTs	Tackles	TFLs	Sacks	INTs	Tackles	TFLs	Sacks	INTs
9/11	at Kansas City	14	2	0	0	6	0	0	0	0	0	0	0
9/18	Jacksonville	5	0	0	0	4	0	0	0	0	0	0	0
9/25	at Indianapolis	2	0	0	0	10	1	1	0	4	0	0	0
10/2	New Orleans	Injured-Reserve				6	0	0	0	2	0	0	0
10/9	at Oakland	Injured-Reserve				Inactive				Inactive			
10/13	Denver	Injured-Reserve				4	1	0	0	Injured-Reserve			
10/23	at Atlanta	Injured-Reserve				7	2	0	1	Injured-Reserve			
10/30	at Denver	Injured-Reserve				2	0	0	0	Injured-Reserve			
11/6	Tennessee	Injured-Reserve				Inactive				Injured-Reserve			
11/13	Miami	Injured-Reserve				Inactive				Injured-Reserve			
11/27	at Houston	Injured-Reserve				10	0	0	0	Injured-Reserve			
12/4	Tampa Bay												
12/11	at Carolina												
12/18	Oakland												
12/24	at Cleveland												
1/1	Kansas City												
<b>SEASON TOTALS</b>		<b>21</b>	<b>2</b>	<b>0</b>	<b>0</b>	<b>49</b>	<b>4</b>	<b>1</b>	<b>1</b>	<b>6</b>	<b>0</b>	<b>0</b>	<b>0</b>
<b>CAREER TOTALS</b>		<b>289</b>	<b>14</b>	<b>1.5</b>	<b>2</b>	<b>144</b>	<b>13</b>	<b>3</b>	<b>1</b>	<b>8</b>	<b>0</b>	<b>0</b>	<b>0</b>

Tackles — 16 vs. Cleveland Oct. 4, 2015

Sacks — 1 at San Francisco Dec. 20, 2014

INTs — 1 (2x) Last: at Jacksonville Nov. 29, 2015

INT Return Long — 11 at Jacksonville Nov. 29, 2015

Tackles — 15 (2x) Last: at Oakland Dec. 24, 2015

Sacks — 1 (3x) Last: at Indianapolis Sept. 25, 2016

INTs — 1 at Atlanta Oct. 23, 2016

Tackles — 4 at Indianapolis Sept. 25, 2016

<b>INSIDE LINEBACKERS</b>		<b>Brown</b>				<b>Perry</b>				<b>Toomer</b>			
Date	Opp.	Tackles	TFLs	Sacks	INTs	Tackles	TFLs	Sacks	INTs	Tackles	TFLs	Sacks	INTs
9/11	at Kansas City	2	0	0	0	0	0	0	0	Not on Roster			
9/18	Jacksonville	6	1	0	0	0	0	0	0	Not on Roster			
9/25	at Indianapolis	5	2	1	0	Inactive				Not on Roster			
10/2	New Orleans	8	0	0	0	5	0	0	0	0	0	0	0
10/9	at Oakland	8	1	1	0	2	1	0	0	5	1	0	0
10/13	Denver	12	1	1	0	0	0	0	0	5	0	0	0
10/23	at Atlanta	3	0	0	0	0	0	0	0	3	0	0	0
10/30	at Denver	8	2	0	0	3	0	0	0	4	0	0	0
11/6	Tennessee	Inactive				0	0	0	0	11	0	0	0
11/13	Miami	Inactive				0	0	0	0	8	4	0	0
11/27	at Houston	Inactive				0	0	0	0	14	0	0	0
12/4	Tampa Bay												
12/11	at Carolina												
12/18	Oakland												
12/24	at Cleveland												
1/1	Kansas City												
<b>SEASON TOTALS</b>		<b>52</b>	<b>7</b>	<b>3</b>	<b>0</b>	<b>10</b>	<b>1</b>	<b>0</b>	<b>0</b>	<b>50</b>	<b>5</b>	<b>0</b>	<b>0</b>
<b>CAREER TOTALS</b>		<b>52</b>	<b>7</b>	<b>3</b>	<b>0</b>	<b>10</b>	<b>1</b>	<b>0</b>	<b>0</b>	<b>50</b>	<b>5</b>	<b>0</b>	<b>0</b>

Tackles — 12 vs. Denver Oct. 13, 2016

Sacks — 1 (3x) Last: vs. Denver Oct. 13, 2016

Tackles — 5 vs. New Orleans Oct. 2, 2016

Sacks —

Tackles — 14 at Houston Nov. 27, 2016

OUTSIDE LINEBACKERS		M. Ingram				K. Emanuel				J. Attaochu			
Date	Opp.	Tackles	TFLs	Sacks	INTs	Tackles	TFLs	Sacks	INTs	Tackles	TFLs	Sacks	INTs
9/11	at Kansas City	2	0	0	0	4	1	0	0	2	1	1	0
9/18	Jacksonville	3	2	2	0	2	1	0	0	0	0	0	0
9/25	at Indianapolis	2	0	0	0	5	0	0	0	0	0	0	0
10/2	New Orleans	4	1	1	0	2	1	0	0	2	1	1	0
10/9	at Oakland	3	0	0	0	6	0	0	0	2	0	0	0
10/13	Denver	6	1	0	0	1	0	0	0	1	0	0	0
10/23	at Atlanta	10	1	1	0	3	1	0	0	Inactive			
10/30	at Denver	7	1	1	0	3	1	0	0	Inactive			
11/6	Tennessee	2	0	0	0	3	0	0	0	Inactive			
11/13	Miami	8	1	1	0	2	0	0	0	0	0	0	0
11/27	at Houston	2	0	0	0	3	0	0	0	1	0	0	0
12/4	Tampa Bay												
12/11	at Carolina												
12/18	Oakland												
12/24	at Cleveland												
1/1	Kansas City												
<b>SEASON TOTALS</b>		<b>49</b>	<b>7</b>	<b>6</b>	<b>0</b>	<b>34</b>	<b>5</b>	<b>0</b>	<b>0</b>	<b>8</b>	<b>2</b>	<b>2</b>	<b>0</b>
<b>CAREER TOTALS</b>		<b>207</b>	<b>40</b>	<b>22.5</b>	<b>0</b>	<b>64</b>	<b>8</b>	<b>1</b>	<b>1</b>	<b>86</b>	<b>20</b>	<b>10</b>	<b>0</b>

Tackles — 10 (2x) Last: at Atlanta Oct. 23, 2016  
Sacks — 2.5 vs. Miami Dec. 20, 2015

Tackles — 6 at Oakland Oct. 9, 2016  
Sacks — 1 vs. Detroit Sept. 13, 2015

Tackles — 10 vs. Pittsburgh Oct. 12, 2015  
Sacks — 2 (2 times) Last: at Green Bay Oct. 18, 2015

Interceptions — 1 vs. Detroit Sept. 13, 2015

OUTSIDE LINEBACKERS		T. Williams				Landrum				King			
Date	Opp.	Tackles	TFLs	Sacks	INTs	Tackles	TFLs	Sacks	INTs	Tackles	TFLs	Sacks	INTs
9/11	at Kansas City	0	0	0	0								
9/18	Jacksonville	0	0	0	0								
9/25	at Indianapolis	1	0	0	0								
10/2	New Orleans	1	0	0	0								
10/9	at Oakland	2	0	0	0								
10/13	Denver	1	0	1	0								
10/23	at Atlanta	1	0	0	0	0	0	0	0				
10/30	at Denver	0	0	0	0	0	0	0	0				
11/6	Tennessee	2	1	0	0	0	0	0	0	1	0	0	0
11/13	Miami	3	0	0	0	1	0	0	0	0	0	0	0
11/27	at Houston	1	0	0	0	0	0	0	0				
12/4	Tampa Bay												
12/11	at Carolina												
12/18	Oakland												
12/24	at Cleveland												
1/1	Kansas City												
<b>SEASON TOTALS</b>		<b>12</b>	<b>1</b>	<b>1</b>	<b>0</b>	<b>1</b>	<b>0</b>	<b>0</b>	<b>0</b>	<b>1</b>	<b>0</b>	<b>0</b>	<b>0</b>
<b>CAREER TOTALS</b>		<b>36</b>	<b>2</b>	<b>2</b>	<b>0</b>	<b>1</b>	<b>0</b>	<b>0</b>	<b>0</b>	<b>1</b>	<b>0</b>	<b>0</b>	<b>0</b>

Tackles — 4 at Miami Nov. 2, 2014  
Sacks — 1 (2x) Last: vs. Denver Oct. 13, 2016

Tackles - 1 vs. Miami Nov. 13, 2013

Tackles — 1 vs. Tennessee Nov. 6, 2016

<b>CORNERBACKS</b>		<b>J. Verrett</b>				<b>B. Flowers</b>				<b>Hayward</b>			
Date	Opp.	Tackles	TFLs	Sacks	INTs	Tackles	TFLs	Sacks	INTs	Tackles	TFLs	Sacks	INTs
9/11	at Kansas City	2	0	0	1	8	2	0	0	4	0	0	0
9/18	Jacksonville	2	0	0	0	7	1	0	0	3	0	0	2
9/25	at Indianapolis	3	0	0	0	4	0	0	0	3	1	0	1
10/2	New Orleans	6	0	0	0		Inactive			4	0	0	0
10/9	at Oakland		Injured-Reserve				Inactive			8	0	0	0
10/13	Denver		Injured-Reserve				Inactive			6	0	0	0
10/23	at Atlanta		Injured-Reserve				Inactive			7	0	0	0
10/30	at Denver		Injured-Reserve			1	0	0	0	3	0	0	1
11/6	Tennessee		Injured-Reserve			5	2	0	1	3	0	0	1
11/13	Miami		Injured-Reserve			3	1	0	0	2	1	0	0
11/27	at Houston		Injured-Reserve				Inactive			5	0	0	1
12/4	Tampa Bay												
12/11	at Carolina												
12/18	Oakland												
12/24	at Cleveland												
1/1	Kansas City												
<b>SEASON TOTALS</b>		<b>13</b>	<b>0</b>	<b>0</b>	<b>1</b>	<b>28</b>	<b>6</b>	<b>0</b>	<b>1</b>	<b>48</b>	<b>2</b>	<b>0</b>	<b>6</b>
<b>CAREER TOTALS</b>		<b>79</b>	<b>2</b>	<b>0</b>	<b>5</b>	<b>536</b>	<b>10</b>	<b>3</b>	<b>21</b>	<b>221</b>	<b>8</b>	<b>0</b>	<b>15</b>

Tackles — 7 (2 times) Last: vs. Kansas City Nov. 22, 2015 Tackles — 10 (2 times) Last: vs. Dallas Sept. 15, 2013

INTs — 1 (5x) Last: at Kansas City Sept. 11, 2016

INT Ret Yards - 68t vs. Chicago Nov. 9, 2015

INT Ret Long - 68t vs. Chicago Nov. 9, 2015

INT Ret TDs - 1 vs. Chicago Nov. 9, 2015

Sacks — 1 (3 times) Last: vs. Oakland Oct. 25, 2015

INTs — 2 (2 times) Last: at Oakland Oct. 23, 2011

INT Ret Yds - 118 at N.Y. Jets Oct. 26, 2008

INT Ret Long - 91t at N.Y. Jets Oct. 26, 2008

INT Ret TDs - 1 (4x) Last: vs. Tennessee Nov. 6, 2016

Tackles — 9 vs. Chicago Nov. 4, 2013

Interceptions — 2 (2x) Last: vs. Jacksonville Sept. 18, 2016

Interception Return Yards — 82 vs. Chicago Nov. 9, 2014

Interception Return Long — 82t vs. Chicago Nov. 9, 2014

INT Ret TDs - 1 (2x) Last at Denver Oct. 30, 2016

<b>CORNERBACKS</b>		<b>C. Mager</b>				<b>Desir</b>				<b>S. Williams</b>			
Date	Opp.	Tackles	TFLs	Sacks	INTs	Tackles	TFLs	Sacks	INTs	Tackles	TFLs	Sacks	INTs
9/11	at Kansas City	0	0	0	0	0	0	0	0				Not on Roster
9/18	Jacksonville	2	1	0	0	1	0	0	0				Not on Roster
9/25	at Indianapolis	0	0	0	0	0	0	0	0				Not on Roster
10/2	New Orleans	2	0	0	1	2	0	0	0				Not on Roster
10/9	at Oakland	5	0	0	0	0	0	0	0	0	0	0	0
10/13	Denver	4	0	0	0		Inactive			3	0	0	0
10/23	at Atlanta	1	0	0	0		Not on Roster			2	0	0	0
10/30	at Denver		Inactive				Not on Roster			1	0	0	0
11/6	Tennessee		Inactive				Not on Roster			5	0	0	0
11/13	Miami	3	0	0	0		Not on Roster						Not on Roster
11/27	at Houston	7	0	0	0		Not on Roster						Not on Roster
12/4	Tampa Bay												
12/11	at Carolina												
12/18	Oakland												
12/24	at Cleveland												
1/1	Kansas City												
<b>SEASON TOTALS</b>		<b>24</b>	<b>1</b>	<b>0</b>	<b>1</b>	<b>3</b>	<b>0</b>	<b>0</b>	<b>0</b>	<b>11</b>	<b>0</b>	<b>0</b>	<b>0</b>
<b>CAREER TOTALS</b>		<b>35</b>	<b>1</b>	<b>0</b>	<b>1</b>	<b>48</b>	<b>0</b>	<b>0</b>	<b>0</b>	<b>39</b>	<b>1</b>	<b>1</b>	<b>2</b>

Tackles - 7 at Houston Nov. 27, 2016

Interceptions - 1 vs. New Orleans Oct. 2, 2016

Interception Return Yards - 8 vs. New Orleans Oct. 2, 2016

Interception Return Long - 8 vs. New Orleans Oct. 2, 2016

Tackles — 12 vs. Denver Oct. 18, 2015

Tackles — 6 at Denver Jan. 3, 2016

Sacks — 1 at Denver Jan. 3, 2016

Interceptions — 1 (2 times) Last: at Denver Jan. 3, 2016

Interception Return Yards — 6 at Denver Jan. 3, 2016

Interception Return Long — 6 at Denver Jan. 3, 2016

<b>CORNERBACKS</b>		<b>Tr. Williams</b>				<b>Reed</b>							
<b>Date</b>	<b>Opp.</b>	<b>Tackles</b>	<b>TFLs</b>	<b>Sacks</b>	<b>INTs</b>	<b>Tackles</b>	<b>TFLs</b>	<b>Sacks</b>	<b>INTs</b>	<b>Tackles</b>	<b>TFLs</b>	<b>Sacks</b>	<b>INTs</b>
9/11	at Kansas City	Practice Squad				NOR							
9/18	Jacksonville	Practice Squad				NOR							
9/25	at Indianapolis	Practice Squad				NOR							
10/2	New Orleans	Practice Squad				NOR							
10/9	at Oakland	0	0	0	0	NOR							
10/13	Denver	0	0	0	0	NOR							
10/23	at Atlanta	1	0	0	0	NOR							
10/30	at Denver	0	0	0	0	PS							
11/6	Tennessee	3	0	0	0	PS							
11/13	Miami	0	0	0	0	PS							
11/27	at Houston	2	0	0	0	0	0	0	0				
12/4	Tampa Bay												
12/11	at Carolina												
12/18	Oakland												
12/24	at Cleveland												
1/1	Kansas City												
<b>SEASON TOTALS</b>		<b>6</b>	<b>0</b>	<b>0</b>	<b>0</b>	<b>0</b>	<b>0</b>	<b>0</b>	<b>0</b>				
<b>CAREER TOTALS</b>		<b>6</b>	<b>0</b>	<b>0</b>	<b>0</b>	<b>0</b>	<b>0</b>	<b>0</b>	<b>0</b>				

Tackles - 3 vs. Tennessee Nov. 6, 2016



SAFETIES		J. Addae				Lowery				McCoil			
Date	Opp.	Tackles	TFLs	Sacks	INTs	Tackles	TFLs	Sacks	INTs	Tackles	TFLs	Sacks	INTs
9/11	at Kansas City	7	0	0	0	4	0	0	0	3	0	0	0
9/18	Jacksonville	6	2	0	0	7	0	0	0	2	0	0	0
9/25	at Indianapolis		Inactive			2	0	0	0	3	0	0	0
10/2	New Orleans		Inactive			1	0	0	0	6	0	0	0
10/9	at Oakland		Inactive			0	0	0	0	2	0	0	0
10/13	Denver		Inactive			4	0	0	0	0	0	0	0
10/23	at Atlanta		Inactive			4	0	0	0	4	0	0	0
10/30	at Denver		Inactive			8	0	0	0	0	0	0	0
11/6	Tennessee		Inactive			4	0	0	0	3	0	0	0
11/13	Miami		Inactive			3	0	0	0	1	0	0	0
11/27	at Houston	8	0	0	0	4	0	0	1	0	0	0	1
12/4	Tampa Bay												
12/11	at Carolina												
12/18	Oakland												
12/24	at Cleveland												

1/1 Kansas City

<b>SEASON TOTALS</b>	<b>21</b>	<b>2</b>	<b>0</b>	<b>0</b>	<b>41</b>	<b>0</b>	<b>0</b>	<b>1</b>	<b>24</b>	<b>0</b>	<b>0</b>	<b>1</b>
<b>CAREER TOTALS</b>	<b>166</b>	<b>6</b>	<b>3</b>	<b>0</b>	<b>424</b>	<b>11</b>	<b>5</b>	<b>17</b>	<b>24</b>	<b>0</b>	<b>0</b>	<b>1</b>

Tackles — 10 vs. Denver Dec. 14, 2014

Sacks — 1 (3x) Last: at Oakland Dec. 24, 2015

Tackles — 13 at Green Bay Dec. 8, 2014

Sacks — 1 (5x) Last: vs. New England Oct. 18, 2015

Tackles — 6 vs. New Orleans Oct. 2, 2016

Sacks —

Interceptions — 2 at Tennessee Sept. 27, 2015

Interceptions — 1 at Houston Nov. 27, 2016

Interception Return Yards — 95 at Tennessee Sept. 27, 2015

Interception Return Long — 69t at Tennessee Sept. 27, 2015

Interception Return TDs — 1 (3x) Last: at Tennessee Sept. 27, 2015

SAFETIES		D. Stuckey				A. Phillips							
Date	Opp.	Tackles	TFLs	Sacks	INTs	Tackles	TFLs	Sacks	INTs	Tackles	TFLs	Sacks	INTs
9/11	at Kansas City	0	0	0	0					Inactive			
9/18	Jacksonville	0	0	0	0					Inactive			
9/25	at Indianapolis	0	0	0	0	3	0	0	0				
10/2	New Orleans	0	0	0	0	2	0	0	1				
10/9	at Oakland	0	0	0	0	3	0	0	0				
10/13	Denver	0	0	0	0	4	0	0	0				
10/23	at Atlanta	0	0	0	0	1	0	0	0				
10/30	at Denver	0	0	0	0	5	0	0	0				
11/6	Tennessee	1	0	0	0	4	0	0	0				
11/13	Miami	2	0	0	0	8	0	0	0				
11/27	at Houston	0	0	0	0	2	0	0	0				
12/4	Tampa Bay												
12/11	at Carolina												
12/18	Oakland												
12/24	at Cleveland												

1/1 Kansas City

<b>SEASON TOTALS</b>	<b>3</b>	<b>0</b>	<b>0</b>	<b>0</b>	<b>32</b>	<b>0</b>	<b>0</b>	<b>1</b>				
<b>CAREER TOTALS</b>	<b>25</b>	<b>1</b>	<b>1</b>	<b>0</b>	<b>52</b>	<b>1</b>	<b>0</b>	<b>2</b>				

Tackles — 3 (4x) Last: vs. St. Louis Nov. 23, 2014

Sacks — 1 vs. Pittsburgh Oct. 12, 2015

Tackles — 8 vs. Miami Nov. 13, 2016

INTs — 1 (2x) Last vs. New Orleans Oct. 2, 2016

INT Ret Yds — 39 at Denver Jan. 3, 2016

INT Ret Lg — 39 at Denver Jan. 3, 2016

## 2016 Regular Season Offensive Statistics by Game for San Diego Chargers

Game	9/11 @ KC	9/18 JAX	9/25 @ IND	10/2 NO	10/9 @ OAK	10/13 DEN	10/23 @ ATL	10/30 @ DEN	11/6 TEN	11/13 MIA	11/27 @ HST
Points	27	38	22	34	31	21	33	19	43	24	21
1st Qtr	7	7	0	7	0	7	7	7	9	0	0
2nd Qtr	14	14	13	17	10	3	10	0	10	10	14
3rd Qtr	3	14	6	0	14	9	3	6	14	7	0
4th Qtr	3	3	3	10	7	2	10	6	10	7	7
Overtime	0	0	0	0	0	0	3	0	0	0	0
TDs (Ru-P-Ret)	2-1-0	1-4-0	1-0-1	2-2-0	0-4-0	0-1-0	2-1-0	0-2-1	1-2-2	0-3-0	0-3-0
PATs (M/A)	3-3	5-5	1-2	4-4	4-4	1-1	3-3	1-2	4-5	3-3	3-3
2PT Convs (M/A)	0-0	0-0	0-0	0-0	0-0	0-0	0-0	0-1	0-0	0-0	0-0
FGs (M/A)	2-3	1-1	3-3	2-2	1-1	4-4	4-4	0-1	3-3	1-1	0-1
Safeties	0	0	0	0	0	1	0	0	0	0	0
First Downs	25	25	17	21	17	16	26	21	31	29	18
Rushing	10	10	1	5	3	5	6	5	10	3	5
Passing	12	10	16	15	13	9	19	14	16	19	9
Penalty	3	5	0	1	1	2	1	2	5	7	4
3rd Down Conv (M/A)	7-15	7-13	4-11	6-13	2-8	3-13	9-16	7-17	5-11	6-11	4-11
3rd Down Conv Pct	46.67%	53.85%	36.36%	46.15%	25.00%	23.08%	56.25%	41.18%	45.45%	54.55%	36.36%
4th Down Conv (M/A)	0-0	0-0	0-0	0-1	0-1	1-1	1-1	0-2	0-0	0-0	0-0
4th Down Conv Pct	0.00%	0.00%	0.00%	0.00%	0.00%	100.00%	100.00%	0.00%	0.00%	0.00%	0.00%
Red Zone Conv (M/A)	3-5	3-5	1-4	2-4	3-5	1-5	3-5	2-3	3-7	2-3	1-1
Red Zone Conv Pct	60.00%	60.00%	25.00%	50.00%	60.00%	20.00%	60.00%	66.67%	42.86%	66.67%	100.00%
Goal to Go Conv (M/A)	2-2	3-5	1-3	2-3	2-2	1-2	3-3	1-2	2-3	1-2	0-0
Goal to Go Conv Pct	100.00%	60.00%	33.33%	66.67%	100.00%	50.00%	100.00%	50.00%	66.67%	50.00%	0.00%
Total Net Yards	388	357	352	346	423	265	426	369	476	379	302
Total Off. Plays	69	63	58	67	51	60	75	77	73	71	49
Avg. Gain Per Play	5.6	5.7	6.1	5.2	8.3	4.4	5.7	4.8	6.5	5.3	6.2
Net Yards Rushing	155	150	37	38	72	99	78	123	208	70	67
Total Rushing Plays	32	35	17	21	19	29	26	26	39	24	18
Avg. Gain Per Rush	4.8	4.3	2.2	1.8	3.8	3.4	3.0	4.7	5.3	2.9	3.7
Net Yards Passing	233	207	315	308	351	166	348	246	268	309	235
Times Sacked	1	3	2	3	2	2	4	4	1	3	1
Yards Lost on Sacks	10	13	11	13	8	12	23	21	7	17	7
Gross Yards Passing	243	220	326	321	359	178	371	267	275	326	242
Pass Attempts	36	25	39	43	30	29	45	47	33	44	30
Pass Completions	25	17	26	28	21	18	27	20	24	23	22
Completion Pct	69.44%	68.00%	66.67%	65.12%	70.00%	62.07%	60.00%	42.55%	72.73%	52.27%	73.33%
Avg. Gain Per Pass	6.3	7.4	7.7	6.7	11.0	5.4	7.1	4.8	7.9	6.6	7.6
Interceptions	0	0	0	1	2	0	1	3	0	4	1
Fumbles / Fum. Lost	0-0	1-1	4-3	4-2	5-2	2-2	1-1	0-0	0-0	0-0	0-0
Penalties	5	3	10	5	4	3	3	8	14	4	10
PenaltyYards	30	23	80	46	38	20	14	52	107	29	78
Punts	5	4	3	4	1	5	2	5	3	4	6
Gross Punting Average	35.6	43.3	40.3	44.0	16.0	47.4	45.5	57.0	46.7	49.8	48.7
Touchbacks	0	0	0	0	0	0	0	2	1	0	1
Inside20	0	2	1	0	0	4	0	2	1	3	3
Punts Blocked	0	0	0	0	0	0	0	0	0	0	0
Net Punting Average	28.6	41.0	40.3	41.0	16.0	44.0	45.5	46.0	40.0	49.0	40.8
Punt Returns	2	2	1	3	2	4	0	3	2	3	1
Punt Return Yards	8	21	0	30	15	28	0	14	3	45	11
Punt Return Avg.	4.0	10.5	0.0	10.0	7.5	7.0	0.0	4.7	1.5	15.0	11.0
Fair Catches	0	0	0	0	0	0	1	2	2	0	2
Kickoff Returns	2	0	3	2	4	2	2	2	0	1	1
Kickoff Return Yards	43	0	59	51	75	12	19	42	0	21	26
Kickoff Return Avg.	21.5	0.0	19.7	25.5	18.8	6.0	9.5	21.0	0.0	21.0	26.0
Time of Possession	34:01	34:52	27:17	27:21	23:42	33:28	35:29	33:08	36:29	32:59	29:59

## 2016 Regular Season Defensive Statistics by Game for San Diego Chargers

Game	9/11 @ KC	9/18 JAX	9/25 @ IND	10/2 NO	10/9 @ OAK	10/13 DEN	10/23 @ ATL	10/30 @ DEN	11/6 TEN	11/13 MIA	11/27 @ HST
Points	33	14	26	35	34	13	30	27	35	31	13
1st Qtr	3	0	10	7	3	0	6	3	0	0	0
2nd Qtr	0	0	3	7	6	3	21	7	14	7	7
3rd Qtr	7	0	7	7	18	0	0	7	7	14	0
4th Qtr	17	14	6	14	7	10	3	10	14	10	6
Overtime	6	0	0	0	0	0	0	0	0	0	0
TDs (Ru-P-Ret)	2-2-0	0-2-0	2-1-0	3-2-0	1-2-0	0-1-0	1-1-1	2-0-1	2-3-0	1-2-1	1-0-0
PATs (M/A)	3-3	2-2	2-2	5-5	2-2	1-1	3-3	3-3	5-5	4-4	1-1
2PT Convs (M/A)	0-0	0-0	0-1	0-0	1-1	0-0	0-0	0-0	0-0	0-0	0-0
FGs (M/A)	2-2	0-1	2-2	0-0	4-5	2-3	3-4	2-2	0-0	1-1	2-2
Safeties	0	0	0	0	0	0	0	0	0	0	0
First Downs	26	20	24	21	20	16	21	15	24	17	22
Rushing	6	6	6	6	6	6	8	5	6	5	6
Passing	19	13	13	15	12	10	13	10	15	11	14
Penalty	1	1	5	0	2	0	0	0	3	1	2
3rd Down Conv (M/A)	5-14	2-11	2-9	11-18	5-14	6-15	6-12	5-15	5-11	4-10	4-11
3rd Down Conv Pct	35.71%	18.18%	22.22%	61.11%	35.71%	40.00%	50.00%	33.33%	45.45%	40.00%	36.36%
4th Down Conv (M/A)	2-2	1-2	1-1	1-1	1-1	0-1	0-1	0-1	1-1	0-0	1-2
4th Down Conv Pct	100.00%	50.00%	100.00%	100.00%	100.00%	0.00%	0.00%	0.00%	100.00%	0.00%	50.00%
Red Zone Conv (M/A)	4-5	2-3	2-3	5-5	1-3	1-2	1-3	2-6	5-5	2-3	1-2
Red Zone Conv Pct	80.00%	66.67%	66.67%	100.00%	33.33%	50.00%	33.33%	33.33%	100.00%	66.67%	50.00%
Goal to Go Conv (M/A)	2-2	1-1	2-2	3-3	1-3	1-1	0-1	2-4	3-3	1-2	1-2
Goal to Go Conv Pct	100.00%	100.00%	100.00%	100.00%	33.33%	100.00%	0.00%	50.00%	100.00%	50.00%	50.00%
Total Net Yards	413	388	410	275	389	304	386	324	393	337	353
Total Off. Plays	70	63	65	72	68	68	63	64	62	50	65
Avg. Gain Per Play	5.9	6.2	6.3	3.8	5.7	4.5	6.1	5.1	6.3	6.7	5.4
Net Yards Rushing	83	69	93	83	89	84	130	57	80	106	114
Total Rushing Plays	19	11	26	34	25	16	26	25	19	25	27
Avg. Gain Per Rush	4.4	6.3	3.6	2.4	3.6	5.3	5.0	2.3	4.2	4.2	4.2
Net Yards Passing	330	319	317	192	300	220	256	267	313	231	239
Times Sacked	3	2	2	2	3	2	3	1	0	1	1
Yards Lost on Sacks	33	10	14	15	17	10	17	9	0	9	7
Gross Yards Passing	363	329	331	207	317	230	273	276	313	240	246
Pass Attempts	48	50	37	36	40	50	34	38	43	24	37
Pass Completions	34	31	24	23	25	30	22	20	27	17	22
Completion Pct	70.83%	62.00%	64.86%	63.89%	62.50%	60.00%	64.71%	52.63%	62.79%	70.83%	59.46%
Avg. Gain Per Pass	6.5	6.1	8.1	5.1	7.0	4.2	6.9	6.8	7.3	9.2	6.3
Interceptions	1	2	1	2	1	0	1	1	2	0	3
Fumbles / Fum. Lost	0-0	1-1	2-1	0-0	0-0	2-2	0-0	4-2	2-1	3-1	2-1
Penalties	6	14	10	6	6	12	9	6	8	11	9
PenaltyYards	46	93	66	34	36	103	70	45	57	81	58
Punts	5	4	3	5	3	5	2	5	4	5	4
Gross Punting Average	39.4	44.8	40.3	51.2	46.3	44.2	50.5	50.6	45.5	51.6	47.3
Touchbacks	1	0	0	0	0	0	0	0	0	0	1
Inside20	1	2	3	1	0	2	2	0	1	1	1
Punts Blocked	0	0	0	0	0	0	0	0	0	0	0
Net Punting Average	33.8	39.5	40.3	45.2	41.3	38.6	50.5	47.8	44.8	42.6	39.5
Punt Returns	4	2	1	2	0	3	1	2	1	3	3
Punt Return Yards	35	9	0	12	0	17	0	15	0	3	27
Punt Return Avg.	8.8	4.5	0.0	6.0	0.0	5.7	0.0	7.5	0.0	1.0	9.0
Fair Catches	0	1	2	1	0	1	1	0	1	0	1
Kickoff Returns	0	3	2	2	0	2	1	0	2	2	0
Kickoff Return Yards	0	67	33	49	0	46	14	0	52	54	0
Kickoff Return Avg.	0.0	22.3	16.5	24.5	0.0	23.0	14.0	0.0	26.0	27.0	0.0
Time of Possession	31:06	25:08	32:43	32:39	36:18	26:32	30:30	26:52	23:31	27:01	30:01

## 2016 OFFENSIVE DRIVE CHARTS

### Week 1 - Sunday, Sept. 11, 2016 at Kansas City

Drive #	Time Received	Time Lost	Time Poss	How Obtained	Drive Start	# Plays	Yds Gained	Yds Penalty	Net Yards	1st Downs	Last Scrimmage	How Given Up
1	11:51	8:27	3:24	Kickoff	SD 25	6	69	6	75	5	* KC 1	Touchdown
2	5:57	14:06	6:51	Punt	SD 20	13	80	0	80	6	* KC 6	Touchdown
3	11:26	7:54	3:32	Punt	KC 38	6	33	5	38	3	* KC 4	Touchdown
4	3:39	0:58	2:41	Punt	SD 6	8	38	0	38	2	SD 44	Punt
5	0:08	0:00	0:08	Punt	SD 22	1	-1	0	-1	0	SD 22	End of Half
6	15:00	12:23	2:37	Kickoff	SD 27	4	30	-5	25	1	KC 48	Punt
7	10:02	6:02	4:00	Punt	KC 45	9	34	0	34	3	* KC 11	Field Goal
8	2:47	13:24	4:23	Kickoff	SD 25	9	60	5	65	3	* KC 10	Field Goal
9	12:53	11:20	1:33	Interception	KC 44	4	8	0	8	0	KC 36	Missed FG
10	9:18	6:49	2:29	Kickoff	SD 17	4	27	0	27	1	SD 44	Punt
11	3:09	1:49	1:20	Kickoff	SD 25	3	0	0	0	0	SD 25	Punt
12	1:03	0:00	1:03	Kickoff	SD 25	5	10	0	10	1	SD 35	Punt

### Week 2 - Sunday, Sept. 18, 2016 vs. Jacksonville

Drive #	Time Received	Time Lost	Time Poss	How Obtained	Drive Start	# Plays	Yds Gained	Yds Penalty	Net Yards	1st Downs	Last Scrimmage	How Given Up
1	15:00	10:14	4:46	Kickoff	SD 25	8	75	0	75	5	* JAX 3	Touchdown
2	8:04	5:04	3:00	Punt	SD 33	5	13	0	13	1	SD 46	Punt
3	3:28	14:54	3:34	Interception	JAX 34	7	34	0	34	3	* JAX 6	Touchdown
4	12:05	9:54	2:11	Missed FG	SD 44	5	54	2	56	3	* JAX 2	Touchdown
5	8:49	5:13	3:36	Fumble	JAX 18	6	16	-4	12	2	* JAX 5	Fumble
6	2:46	0:51	1:55	Interception	SD 31	3	-2	0	-2	0	SD 29	Punt
7	12:27	10:54	1:33	Punt	SD 45	3	42	13	55	2	JAX 44	Touchdown
8	9:39	7:52	1:47	Punt	SD 19	4	14	0	14	1	SD 33	Punt
9	7:06	2:48	4:18	Punt	SD 7	7	73	20	93	4	JAX 45	Touchdown
10	12:54	7:00	5:54	Kickoff	JAX 43	11	31	5	36	4	* JAX 7	Field Goal
11	4:48	3:34	1:14	Downs	SD 17	3	8	-5	3	0	SD 20	Punt
12	1:04	0:00	1:04	Kickoff	JAX 43	2	-1	0	-1	0	JAX 44	End of Game

### Week 3 - Sunday, Sept. 25, 2016 at Indianapolis

Drive #	Time Received	Time Lost	Time Poss	How Obtained	Drive Start	# Plays	Yds Gained	Yds Penalty	Net Yards	1st Downs	Last Scrimmage	How Given Up
1	8:53	7:04	1:49	Kickoff	SD 24	3	5	0	5	0	SD 29	Punt
2	3:39	14:51	3:48	Kickoff	SD 25	10	50	0	50	3	IND 25	Field Goal
3	14:36	14:04	0:32	Interception	IND 6	4	0	-10	-10	0	* IND 16	Field Goal
4	6:25	1:50	4:35	Kickoff	SD 19	9	58	0	58	3	* IND 17	Fumble
5	15:00	8:23	6:37	Kickoff	SD 20	12	80	0	80	6	* IND 1	Touchdown
6	2:39	1:32	1:07	Kickoff	SD 25	3	4	0	4	0	SD 29	Punt
7	11:59	7:34	4:25	Punt	SD 18	9	88	-15	73	3	* IND 9	Field Goal
8	6:38	2:29	4:09	Punt	SD 18	8	29	0	29	2	SD 47	Punt
9	1:17	1:02	0:15	Kickoff	SD 25	2	22	-5	17	0	SD 24	Fumble
10	0:00	0:00	0:00	Punt	SD 18	1	20	0	20	0	SD 18	Fumble

### Week 4 - Sunday, Oct. 2, 2016 vs. New Orleans

Drive #	Time Received	Time Lost	Time Poss	How Obtained	Drive Start	# Plays	Yds Gained	Yds Penalty	Net Yards	1st Downs	Last Scrimmage	How Given Up
1	10:32	8:39	1:53	Kickoff	SD 29	3	8	0	8	0	SD 37	Punt
2	4:40	1:10	3:30	Punt	SD 38	7	62	0	62	4	NO 20	Touchdown
3	9:20	7:04	2:16	Kickoff	SD 25	4	75	0	75	2	SD 43	Touchdown
4	6:55	4:50	2:05	Interception	NO 41	5	29	0	29	1	* NO 12	Field Goal
5	2:27	0:13	2:14	Punt	NO 47	11	53	-6	47	5	* NO 1	Touchdown
6	15:00	13:18	1:42	Kickoff	SD 15	3	1	-10	-9	0	SD 6	Punt
7	9:00	8:15	0:45	Kickoff	SD 25	3	5	0	5	0	SD 30	Punt
8	7:16	4:41	2:35	Punt	SD 4	7	28	0	28	2	SD 32	Punt
9	3:43	12:15	6:28	Punt	SD 26	14	70	4	74	6	* NO 1	Touchdown
10	11:27	8:39	2:48	Interception	NO 26	6	12	-15	-3	1	* NO 29	Field Goal
11	6:50	6:40	0:10	Punt	SD 10	1	3	0	3	0	SD 10	Fumble
12	4:50	4:42	0:08	Kickoff	SD 25	1	5	0	5	0	SD 25	Fumble
13	1:57	1:10	0:47	Kickoff	SD 25	4	-12	0	-12	0	SD 13	Interception

Week 5 - Sunday, Oct. 9, 2016 at Oakland

Drive #	Time Received	Time Lost	Time Poss	How Obtained	Drive Start	# Plays	Yds Gained	Yds Penalty	Net Yards	1st Downs	Last Scrimmage	How Given Up
1	13:32	12:01	1:31	Interception	OAK 30	3	17	0	17	0	OAK 22	Fumble
2	4:00	3:35	0:25	Kickoff	SD 20	1	0	0	0	0	SD 20	Interception
3	1:27	13:07	3:20	Missed FG	SD 40	8	54	6	60	3	OAK 29	Touchdown
4	7:13	4:24	2:49	Kickoff	SD 25	5	62	-5	57	1	* OAK 18	Field Goal
5	2:47	1:39	1:08	Punt	SD 24	3	9	-15	-6	0	SD 18	Interception
6	15:00	12:31	2:29	Kickoff	SD 25	4	75	0	75	2	* OAK 18	Touchdown
7	11:25	10:10	1:15	Kickoff	SD 25	3	75	0	75	3	* OAK 1	Touchdown
8	4:41	3:54	0:47	Kickoff	SD 25	2	10	0	10	0	SD 34	Fumble
9	1:09	0:00	1:09	Kickoff	SD 19	3	-3	0	-3	0	SD 16	Punt
10	12:51	6:21	6:30	Kickoff	SD 25	12	75	0	75	6	* OAK 4	Touchdown
11	4:08	2:00	2:08	Punt	SD 33	7	32	0	32	2	* OAK 18	Downs
12	0:11	0:00	0:11	Punt	SD 21	1	0	0	0	0	SD 21	End of Game

Week 6 - Thursday, Oct. 13, 2016 vs. Denver

Drive #	Time Received	Time Lost	Time Poss	How Obtained	Drive Start	# Plays	Yds Gained	Yds Penalty	Net Yards	1st Downs	Last Scrimmage	How Given Up
1	15:00	8:00	7:00	Kickoff	SD 25	12	90	-15	75	5	* DEN 5	Touchdown
2	5:38	10:35	10:03	Punt	SD 6	18	70	5	75	6	* DEN 19	Field Goal
3	5:40	3:28	2:12	Kickoff	SD 22	3	8	0	8	0	SD 30	Punt
4	2:17	1:05	1:12	Punt	SD 49	3	5	0	5	0	DEN 46	Punt
5	12:51	10:41	2:10	Punt	SD 46	5	51	0	51	1	* DEN 3	Field Goal
6	9:15	7:15	2:00	Fumble	DEN 20	4	7	0	7	0	* DEN 13	Field Goal
7	6:22	3:31	2:51	Punt	SD 36	8	25	25	50	3	* DEN 14	Field Goal
8	0:09	12:04	3:05	Missed FG	SD 46	5	16	0	16	1	DEN 38	Punt
9	8:08	5:45	2:23	Kickoff	SD 25	3	-11	0	-11	0	SD 14	Punt
10	3:35	3:03	0:32	Fumble	SD 29	3	4	5	9	0	SD 38	Punt

Week 7 - Sunday, Oct. 23, 2016 at Atlanta

Drive #	Time Received	Time Lost	Time Poss	How Obtained	Drive Start	# Plays	Yds Gained	Yds Penalty	Net Yards	1st Downs	Last Scrimmage	How Given Up
1	15:00	10:55	4:05	Kickoff	SD 25	7	75	0	75	3	* ATL 2	Touchdown
2	6:26	3:30	2:56	Kickoff	SD 25	5	21	0	21	2	SD 46	Interception
3	2:34	13:29	4:05	Kickoff	SD 17	10	61	0	61	3	ATL 22	Field Goal
4	9:06	7:56	1:10	Kickoff	SD 8	3	-1	0	-1	0	SD 7	Punt
5	6:07	4:31	1:36	Kickoff	SD 25	3	-10	-5	-15	0	SD 17	Fumble
6	4:31	1:02	3:29	Kickoff	SD 25	7	80	-5	75	4	* ATL 3	Touchdown
7	13:14	12:10	1:04	Punt	SD 11	3	7	0	7	0	SD 18	Punt
8	8:05	4:50	3:15	Punt	SD 31	8	50	0	50	3	* ATL 19	Field Goal
9	13:23	5:59	7:24	Kickoff	SD 25	15	79	-4	75	6	* ATL 5	Touchdown
10	3:32	0:18	3:14	Interception	SD 35	12	50	0	50	3	* ATL 15	Field Goal
11	12:12	9:01	3:11	Downs	ATL 43	6	14	5	19	2	ATL 24	Field Goal

Week 8 - Sunday, Oct. 30, 2016 at Denver

Drive #	Time Received	Time Lost	Time Poss	How Obtained	Drive Start	# Plays	Yds Gained	Yds Penalty	Net Yards	1st Downs	Last Scrimmage	How Given Up
1	11:05	7:24	3:41	Kickoff	SD 15	7	85	0	85	3	* DEN 7	Touchdown
2	5:55	4:16	1:39	Punt	SD 27	3	6	0	6	0	SD 33	Punt
3	2:59	2:04	0:55	Punt	DEN 45	3	-8	-5	-13	0	SD 42	Punt
4	1:10	13:08	3:02	Punt	SD 31	5	18	0	18	1	SD 49	Punt
5	11:56	9:10	2:46	Punt	SD 39	4	2	5	7	1	SD 46	Interception
6	9:10	7:57	1:13	Kickoff	SD 18	3	6	0	6	0	SD 24	Punt
7	4:37	0:54	3:43	Fumble	SD 16	11	47	10	57	4	DEN 27	Missed FG
8	0:14	0:00	0:14	Downs	SD 47	2	-3	0	-3	0	SD 47	End of Half
9	15:00	13:30	1:30	Kickoff	SD 25	3	7	0	7	0	SD 32	Interception
10	12:45	12:30	0:15	Kickoff	SD 25	2	0	0	0	0	SD 25	Interception
11	11:44	4:02	7:42	Fumble	SD 2	13	105	-7	98	6	* DEN 14	Touchdown
12	12:32	9:43	2:49	Kickoff	SD 25	5	13	0	13	1	SD 38	Punt
13	5:19	2:36	2:43	Kickoff	SD 25	11	78	-5	73	4	* DEN 2	Downs
14	2:08	1:12	0:56	Punt	SD 33	6	13	0	13	1	SD 46	Downs

Week 9 - Sunday, Nov. 6, 2016 vs. Tennessee

Drive #	Time Received	Time Lost	Time Poss	How Obtained	Drive Start	# Plays	Yds Gained	Yds Penalty	Net Yards	1st Downs	Last Scrimmage	How Given Up
1	15:00	10:02	4:58	Kickoff	SD 25	9	75	0	75	5	* TEN 13	Touchdown
2	8:55	4:11	4:44	Punt	50	10	55	-20	35	3	* TEN 15	Field Goal
3	2:09	14:18	2:51	Punt	SD 13	5	88	-1	87	5	* TEN 6	Touchdown
4	11:14	6:51	4:23	Kickoff	SD 25	7	23	-4	19	2	SD 44	Punt
5	5:13	2:35	2:38	Punt	SD 12	4	27	-3	24	2	SD 36	Punt
6	2:24	1:32	0:52	Interception	TEN 15	6	10	0	10	1	* TEN 5	Field Goal
7	0:14	0:00	0:14	Kickoff	SD 25	1	-1	0	-1	0	SD 25	End of Half
8	12:19	5:28	6:51	Kickoff	SD 25	14	58	17	75	8	* TEN 1	Touchdown
9	0:17	12:50	2:27	Punt	SD 22	5	20	0	20	1	SD 42	Punt
10	9:51	6:05	3:46	Kickoff	SD 25	7	62	-5	57	2	* TEN 18	Field Goal
11	2:45	0:00	2:45	Kickoff	SD 25	8	59	0	59	2	* TEN 16	End of Game

Week 10 - Sunday, Nov. 13, 2016 vs. Miami

Drive #	Time Received	Time Lost	Time Poss	How Obtained	Drive Start	# Plays	Yds Gained	Yds Penalty	Net Yards	1st Downs	Last Scrimmage	How Given Up
1	15:00	12:00	3:00	Kickoff	SD 25	6	13	0	13	1	SD 38	Punt
2	5:34	4:30	1:04	Punt	SD 3	3	1	5	6	0	SD 9	Punt
3	2:54	14:51	3:03	Punt	SD 27	7	24	22	46	3	MIA 27	Field Goal
4	12:30	7:37	4:53	Punt	SD 20	9	80	0	80	6	* MIA 11	Touchdown
5	2:50	0:45	2:05	Kickoff	SD 25	8	39	0	39	3	MIA 36	Punt
6	12:29	5:36	6:53	Kickoff	SD 25	12	58	17	75	5	* MIA 7	Touchdown
7	1:43	13:41	3:02	Kickoff	SD 21	5	12	5	17	1	SD 38	Punt
8	13:41	12:38	1:03	Muffed Punt	MIA 5	4	0	3	3	1	* MIA 2	Interception
9	11:33	6:59	4:34	Punt	SD 12	8	54	4	58	4	MIA 30	Interception
10	5:06	4:04	1:02	Punt	SD 42	4	53	5	58	2	SD 49	Touchdown
11	2:57	1:01	1:56	Kickoff	SD 25	4	33	0	33	2	MIA 42	Interception
12	1:01	0:37	0:24	Kickoff	SD 25	2	12	0	12	1	SD 37	Interception

Week 12 - Sunday, Nov. 27, 2016 at Houston

Drive #	Time Received	Time Lost	Time Poss	How Obtained	Drive Start	# Plays	Yds Gained	Yds Penalty	Net Yards	1st Downs	Last Scrimmage	How Given Up
1	15:00	12:46	2:14	Kickoff	SD 25	3	7	0	7	0	SD 32	Punt
2	10:18	6:29	3:49	Punt	SD 20	5	32	5	37	3	HST 43	Punt
3	3:44	1:27	2:17	Punt	SD 21	3	-5	10	5	1	SD 26	Punt
4	11:11	6:44	4:27	Kickoff	SD 26	6	64	10	74	3	SD 48	Touchdown
5	4:47	1:54	2:53	Interception	SD 37	5	63	0	63	3	HST 21	Touchdown
6	0:20	0:00	0:20	Punt	SD 49	4	15	0	15	1	HST 36	Missed FG
7	11:02	7:36	3:26	Punt	SD 8	6	14	0	14	1	SD 22	Punt
8	6:47	4:37	2:10	Fumble	SD 21	3	10	-10	0	0	SD 21	Interception
9	14:09	9:52	4:17	Kickoff	SD 25	7	72	3	75	5	* HST 12	Touchdown
10	9:04	7:06	1:58	Interception	SD 44	3	9	-5	4	0	SD 48	Punt
11	4:25	2:17	2:08	Downs	SD 38	5	21	-10	11	1	SD 49	Punt

## 2016 DEFENSIVE DRIVE CHARTS

### Week 1 - Sunday, Sept. 11, 2016 at Kansas City

Drive #	Time Received	Time Lost	Time Poss	How Obtained	Drive Start	# Plays	Yds Gained	Yds Penalty	Net Yards	1st Downs	Last Scrimmage	How Given Up
1	15:00	11:51	3:09	Kickoff	-	-	-	-	-	-	-	-
2	8:27	5:57	2:30	Kickoff	KC 25	7	46	0	46	2	SD 29	Field Goal
3	14:06	11:26	2:40	Kickoff	KC 25	6	25	5	30	2	SD 45	Punt
4	7:54	3:39	4:15	Kickoff	KC 25	3	-13	-5	-18	0	KC 7	Punt
5	0:58	0:08	0:50	Punt	KC 25	6	19	0	19	1	KC 44	Punt
6	12:23	10:02	2:21	Punt	KC 25	5	28	0	28	1	SD 47	Punt
7	6:02	2:47	3:15	Kickoff	KC 11	3	-4	0	-4	0	KC 7	Punt
8	13:24	12:53	0:31	Kickoff	KC 25	7	75	0	75	3	* SD 9	Touchdown
9	11:20	9:18	2:02	Kickoff	KC 44	2	12	0	12	1	KC 37	Interception
10	6:49	3:09	3:40	Punt	KC 23	7	56	0	56	4	* SD 19	Touchdown
11	1:49	1:03	0:46	Punt	SD 42	12	62	0	62	3	* SD 15	Field Goal
12	15:00	9:53	5:07	Kickoff	SD 42	4	37	5	42	4	* SD 5	Touchdown
12	15:00	9:53	5:07	Kickoff	KC 30	10	70	0	70	5	* SD 2	Touchdown

### Week 2 - Sunday, Sept. 18, 2016 vs. Jacksonville

Drive #	Time Received	Time Lost	Time Poss	How Obtained	Drive Start	# Plays	Yds Gained	Yds Penalty	Net Yards	1st Downs	Last Scrimmage	How Given Up
1	10:14	8:04	2:10	Kickoff	JAX 19	3	10	-5	5	0	JAX 24	Punt
2	5:04	3:28	1:36	Punt	JAX 14	3	6	0	6	0	JAX 20	Interception
3	14:54	12:05	2:49	Kickoff	JAX 25	6	39	0	39	2	SD 36	Missed FG
4	9:54	8:49	1:05	Kickoff	JAX 25	3	3	-10	-7	0	JAX 22	Fumble
5	5:13	2:46	2:27	Fumble	JAX 6	5	41	14	55	3	SD 39	Interception
6	0:51	0:00	0:51	Punt	JAX 8	5	44	0	44	2	SD 44	End of Half
7	15:00	12:27	2:33	Kickoff	JAX 24	3	11	-10	1	0	JAX 25	Punt
8	10:54	9:39	1:15	Kickoff	JAX 25	4	17	-5	12	1	JAX 37	Punt
9	7:52	7:06	0:46	Punt	JAX 28	4	24	0	24	1	SD 48	Punt
10	2:48	12:54	4:54	Kickoff	JAX 25	12	75	0	75	5	* SD 4	Touchdown
11	7:00	4:48	2:12	Kickoff	JAX 25	7	58	0	58	2	* SD 17	Downs
12	3:34	1:04	2:30	Punt	JAX 40	9	60	0	60	4	* SD 15	Touchdown

### Week 3 - Sunday, Sept. 25, 2016 at Indianapolis

Drive #	Time Received	Time Lost	Time Poss	How Obtained	Drive Start	# Plays	Yds Gained	Yds Penalty	Net Yards	1st Downs	Last Scrimmage	How Given Up
1	15:00	8:53	6:07	Kickoff	IND 22	11	53	5	58	3	SD 20	Field Goal
2	7:04	3:39	3:25	Punt	IND 15	9	65	20	85	5	* SD 6	Touchdown
3	14:51	14:36	0:15	Kickoff	IND 29	1	0	0	0	0	IND 29	Interception
4	14:04	6:25	7:39	Kickoff	IND 25	11	60	0	60	4	* SD 15	Field Goal
5	1:50	0:55	0:55	Fumble	IND 38	4	28	-5	23	2	SD 28	Fumble
6	0:55	0:00	0:55	Kickoff	IND 25	2	0	0	0	0	IND 24	End of Half
7	8:23	2:39	5:44	Kickoff	IND 25	10	75	0	75	5	* SD 1	Touchdown
8	1:32	11:59	4:33	Punt	IND 32	6	30	-25	5	2	IND 37	Punt
9	7:34	6:38	0:56	Kickoff	IND 25	4	12	-5	7	1	IND 32	Punt
10	2:29	1:17	1:12	Punt	IND 17	6	83	0	83	2	IND 37	Touchdown
11	1:02	0:00	1:02	Fumble	SD 44	3	4	-5	-1	0	SD 45	Punt

### Week 4 - Sunday, Oct. 2, 2016 vs. New Orleans

Drive #	Time Received	Time Lost	Time Poss	How Obtained	Drive Start	# Plays	Yds Gained	Yds Penalty	Net Yards	1st Downs	Last Scrimmage	How Given Up
1	15:00	10:32	4:28	Kickoff	NO 25	11	75	0	75	6	* SD 1	Touchdown
2	8:39	4:40	3:59	Punt	NO 21	6	7	0	7	1	NO 28	Punt
3	1:10	9:20	6:50	Kickoff	NO 25	14	80	-5	75	5	* SD 4	Touchdown
4	7:04	6:55	0:09	Kickoff	NO 25	1	0	0	0	0	NO 25	Interception
5	4:50	2:27	2:23	Kickoff	NO 11	3	-4	-5	-9	0	NO 2	Punt
6	0:13	0:00	0:13	Kickoff	NO 24	1	-1	0	-1	0	NO 24	End of Half
7	13:18	9:00	4:18	Punt	SD 48	9	48	0	48	4	* SD 1	Touchdown
8	8:15	7:16	0:59	Punt	NO 30	3	4	0	4	0	NO 34	Punt
9	4:41	3:43	0:58	Punt	NO 28	3	2	0	2	0	NO 30	Punt
10	12:15	11:27	0:48	Kickoff	NO 25	2	4	0	4	0	NO 29	Interception
11	8:39	6:50	1:49	Kickoff	NO 25	5	19	0	19	1	NO 44	Punt
12	6:40	4:50	1:50	Fumble	SD 13	4	13	0	13	1	* SD 5	Touchdown
13	4:42	1:57	2:45	Fumble	SD 31	7	31	0	31	3	* SD 1	Touchdown
14	1:10	0:00	1:10	Interception	SD 31	3	-3	0	-3	0	SD 33	End of Game

Week 5 - Sunday, Oct. 9, 2016 at Oakland

Drive #	Time Received	Time Lost	Time Poss	How Obtained	Drive Start	# Plays	Yds Gained	Yds Penalty	Net Yards	1st Downs	Last Scrimmage	How Given Up
1	15:00	13:32	1:28	Kickoff	OAK 25	4	14	0	14	1	OAK 39	Interception
2	12:01	4:00	8:01	Fumble	OAK 11	16	97	-10	87	5	* SD 2	Field Goal
3	3:35	1:27	2:08	Interception	SD 32	4	10	-10	0	0	SD 32	Missed FG
4	13:07	7:13	5:54	Kickoff	OAK 25	11	55	12	67	3	* SD 8	Field Goal
5	4:24	2:47	1:37	Kickoff	OAK 25	3	3	0	3	0	OAK 28	Punt
6	1:39	0:00	1:39	Interception	SD 44	4	6	0	6	0	SD 38	Field Goal
7	12:31	11:25	1:06	Kickoff	OAK 25	5	75	0	75	2	OAK 36	Touchdown
8	10:10	4:41	5:29	Kickoff	OAK 25	10	55	-10	45	3	SD 30	Field Goal
9	3:54	1:09	2:45	Fumble	SD 38	6	38	0	38	2	SD 21	Touchdown
10	15:00	12:51	2:09	Punt	SD 32	4	26	6	32	3	* SD 1	Touchdown
11	6:21	4:08	2:13	Kickoff	OAK 25	3	8	0	8	0	OAK 33	Punt
12	2:00	0:11	1:49	Downs	OAK 35	3	2	0	2	0	OAK 37	Punt

Week 6 - Thursday, Oct. 13, 2016 vs. Denver

Drive #	Time Received	Time Lost	Time Poss	How Obtained	Drive Start	# Plays	Yds Gained	Yds Penalty	Net Yards	1st Downs	Last Scrimmage	How Given Up
1	8:00	5:38	2:22	Kickoff	DEN 25	5	21	0	21	1	DEN 46	Punt
2	10:35	7:48	2:47	Kickoff	DEN 25	6	17	0	17	1	DEN 42	Punt
3	7:48	5:40	2:08	Muffed Punt	SD 11	4	0	0	0	0	* SD 11	Field Goal
4	3:28	2:17	1:11	Punt	DEN 16	3	9	0	9	0	DEN 25	Punt
5	1:05	0:00	1:05	Punt	DEN 10	3	13	-5	8	0	DEN 13	End of Half
6	15:00	12:51	2:09	Kickoff	DEN 17	3	4	-5	-1	0	DEN 16	Punt
7	10:41	9:15	1:26	Kickoff	DEN 24	4	13	0	13	1	DEN 36	Fumble
8	7:15	6:22	0:53	Kickoff	DEN 25	3	5	0	5	0	DEN 30	Punt
9	3:31	0:09	3:22	Kickoff	DEN 25	7	47	-10	37	2	SD 38	Missed FG
10	12:04	11:59	0:05	Punt	DEN 3	0	0	-3	-3	0	DEN 3	Safety
11	11:59	8:08	3:51	Muffed Kickoff	DEN 49	11	66	-15	51	4	* SD 5	Touchdown
12	5:45	3:35	2:10	Punt	DEN 37	7	44	-10	34	3	SD 40	Fumble
13	3:03	0:27	2:36	Punt	DEN 16	11	56	0	56	4	SD 28	Field Goal
14	0:27	0:00	0:27	Onside Kick	DEN 46	4	9	0	9	0	SD 45	Downs

Week 7 - Sunday, Oct. 23, 2016 at Atlanta

Drive #	Time Received	Time Lost	Time Poss	How Obtained	Drive Start	# Plays	Yds Gained	Yds Penalty	Net Yards	1st Downs	Last Scrimmage	How Given Up
1	10:55	6:26	4:29	Kickoff	ATL 25	10	51	0	51	3	SD 24	Field Goal
2	3:30	2:34	0:56	Interception	SD 10	4	1	0	1	0	* SD 9	Field Goal
3	13:29	9:06	4:23	Kickoff	ATL 25	7	90	-15	75	3	* SD 17	Touchdown
4	7:56	6:07	1:49	Punt	50	4	50	0	50	2	SD 30	Touchdown
5	1:02	0:00	1:02	Kickoff	ATL 26	3	5	0	5	1	ATL 38	End of Half
6	15:00	13:14	1:46	Kickoff	ATL 25	3	16	-10	6	0	ATL 31	Punt
7	12:10	8:05	4:05	Punt	ATL 24	7	22	-5	17	2	ATL 41	Punt
8	4:50	13:23	6:27	Kickoff	ATL 25	13	62	0	62	5	* SD 13	Field Goal
9	5:59	3:32	2:27	Kickoff	ATL 25	5	35	-10	25	2	50	Interception
10	0:18	0:00	0:18	Kickoff	ATL 25	4	35	0	35	2	SD 40	Missed FG
11	15:00	12:12	2:48	Kickoff	ATL 25	7	19	0	19	1	ATL 45	Downs

Week 8 - Sunday, Oct. 30, 2016 at Denver

Drive #	Time Received	Time Lost	Time Poss	How Obtained	Drive Start	# Plays	Yds Gained	Yds Penalty	Net Yards	1st Downs	Last Scrimmage	How Given Up
1	15:00	11:05	3:55	Kickoff	DEN 25	9	65	0	65	3	* SD 10	Field Goal
2	7:24	5:55	1:29	Kickoff	DEN 25	3	8	0	8	0	DEN 33	Punt
3	4:16	2:59	1:17	Punt	DEN 5	3	2	0	2	0	DEN 7	Punt
4	2:04	1:10	0:54	Punt	DEN 20	3	2	-5	-3	0	DEN 17	Punt
5	13:08	11:56	1:12	Punt	DEN 20	3	6	-10	-4	0	DEN 16	Punt
6	7:57	4:37	3:20	Punt	DEN 32	7	52	0	52	2	* SD 7	Fumble
7	0:54	0:14	0:40	Missed FG	DEN 35	5	19	0	19	1	SD 46	Downs
8	13:30	12:45	0:45	Interception	SD 10	2	10	0	10	1	* SD 3	Touchdown
9	12:30	11:44	0:46	Interception	SD 7	2	5	0	5	0	* SD 11	Fumble
10	4:02	12:32	6:30	Kickoff	DEN 25	13	70	5	75	5	* SD 1	Touchdown
11	9:43	8:02	1:41	Punt	DEN 2	5	14	0	14	1	DEN 16	Interception
12	8:02	5:19	2:43	Kickoff	DEN 25	6	71	0	71	2	* SD 4	Field Goal
13	2:36	2:08	0:28	Downs	DEN 2	3	1	0	1	0	DEN 3	Punt
14	1:12	0:00	1:12	Downs	SD 46	2	-2	0	-2	0	SD 47	End of Game

Week 9 - Sunday, Nov. 6, 2016 vs. Tennessee

Drive #	Time Received	Time Lost	Time Poss	How Obtained	Drive Start	# Plays	Yds Gained	Yds Penalty	Net Yards	1st Downs	Last Scrimmage	How Given Up
1	10:02	8:55	1:07	Kickoff	TEN 10	3	4	0	4	0	TEN 14	Punt
2	4:11	2:09	2:02	Kickoff	TEN 25	3	7	0	7	0	TEN 32	Punt
3	14:18	11:14	3:04	Kickoff	TEN 25	8	60	15	75	5	* SD 16	Touchdown
4	6:51	5:13	1:38	Punt	TEN 27	3	5	0	5	0	TEN 32	Punt
5	2:35	2:24	0:11	Punt	TEN 21	1	0	0	0	0	TEN 21	Interception
6	1:32	0:14	1:18	Kickoff	TEN 25	7	75	0	75	4	* SD 7	Touchdown
7	15:00	12:19	2:41	Kickoff	TEN 25	9	75	0	75	5	* SD 14	Touchdown
8	5:28	2:31	2:57	Kickoff	TEN 35	5	11	5	16	2	SD 47	Fumble
9	2:31	0:17	2:14	Kickoff	TEN 25	3	8	0	8	0	TEN 33	Punt
10	12:50	9:51	2:59	Punt	TEN 20	7	75	5	80	3	* SD 8	Touchdown
11	6:05	4:51	1:14	Kickoff	TEN 25	3	4	0	4	0	TEN 29	Interception
12	4:51	2:45	2:06	Kickoff	TEN 25	10	69	6	75	5	* SD 1	Touchdown



Week 10 - Sunday, Nov. 13, 2016 vs. Miami

Drive #	Time Received	Time Lost	Time Poss	How Obtained	Drive Start	# Plays	Yds Gained	Yds Penalty	Net Yards	1st Downs	Last Scrimmage	How Given Up
1	12:00	5:34	6:26	Punt	MIA 11	10	46	0	46	4	SD 43	Punt
2	4:30	2:54	1:36	Punt	MIA 38	3	1	0	1	0	MIA 39	Punt
3	14:51	12:30	2:21	Kickoff	MIA 17	3	9	0	9	0	MIA 26	Punt
4	7:37	2:50	4:47	Kickoff	MIA 26	9	74	0	74	4	SD 39	Touchdown
5	0:45	0:00	0:45	Punt	MIA 7	1	1	0	1	0	MIA 7	End of Half
6	15:00	12:29	2:31	Kickoff	MIA 25	5	75	0	75	3	* SD 2	Touchdown
7	5:36	1:43	3:53	Kickoff	MIA 25	8	75	0	75	4	* SD 18	Touchdown
8	12:38	11:33	1:05	Interception	MIA 20	3	-1	0	-1	0	MIA 19	Punt
9	6:59	5:06	1:53	Interception	MIA 41	3	1	-10	-9	0	MIA 32	Punt
10	4:04	2:57	1:07	Kickoff	MIA 25	5	57	9	66	2	* SD 9	Field Goal
11	0:37	0:00	0:37	Interception	MIA 47	1	-1	0	-1	0	MIA 47	End of Game

Week 12 - Sunday, Nov. 27, 2016 at Houston

Drive #	Time Received	Time Lost	Time Poss	How Obtained	Drive Start	# Plays	Yds Gained	Yds Penalty	Net Yards	1st Downs	Last Scrimmage	How Given Up
1	12:46	10:18	2:28	Punt	HST 18	5	34	-5	29	1	HST 47	Punt
2	6:29	3:44	2:45	Punt	HST 5	5	16	5	21	1	HST 26	Punt
3	1:27	11:11	5:16	Punt	HST 28	10	69	3	72	5	* SD 1	Touchdown
4	6:44	4:47	1:57	Kickoff	HST 25	4	24	0	24	2	HST 49	Interception
5	1:54	0:20	1:34	Kickoff	HST 25	3	7	-15	-8	0	HST 17	Punt
6	15:00	11:02	3:58	Kickoff	HST 25	7	29	0	29	2	SD 46	Punt
7	7:36	6:47	0:49	Punt	SD 48	2	20	5	25	1	SD 43	Fumble
8	4:37	14:09	5:28	Interception	SD 38	9	36	0	36	3	* SD 2	Field Goal
9	9:52	9:04	0:48	Kickoff	HST 25	2	16	0	16	1	HST 41	Interception
10	7:06	4:25	2:41	Punt	HST 20	9	42	0	42	3	SD 38	Downs
11	2:17	0:14	2:03	Punt	HST 13	9	60	0	60	3	SD 27	Field Goal
12	0:14	0:00	0:14	Onside Kick	SD 41	2	0	0	0	0	SD 41	Interception



## 2016 STARTING LINEUPS

OFFENSE		WR	LT	LG	C	RG	RT	TE	WR	WR	QB	RB
Sept. 11	at Kansas City	Allen	Dunlap	Franklin	Slauson	Fluker	Barksdale	Gates	Benjamin	Inman	Rivers	Woodhead
<b>Sept. 18</b>	<b>JACKSONVILLE</b>	Inman	Dunlap	Franklin	Slauson	Fluker	Barksdale	Henry	Benjamin	Watt*	Rivers	Gordon
Sept. 25	at Indianapolis	Inman	Hairston	Franklin	Slauson	Fluker	Barksdale	Henry	McGrath^	Ty. Williams	Rivers	Gordon
<b>Oct. 2</b>	<b>NEW ORLEANS</b>	Inman	Hairston	Franklin	Slauson	Fluker	Barksdale	Henry	Benjamin	Ty. Williams	Rivers	Gordon
<b>Oct. 9</b>	at Oakland	Inman	Dunlap	Franklin	Slauson	Fluker	Hairston	Gates	Henry^	McGrath^	Rivers	Gordon
<b>Oct. 13</b>	<b>DENVER</b>	Inman	Dunlap	Franklin	Slauson	Fluker	Barksdale	Gates	Benjamin	Ty. Williams	Rivers	Henry^
Oct. 23	at Atlanta	Inman	Dunlap	Franklin	Slauson	Fluker	Barksdale	Henry	McGrath^	Ty. Williams	Rivers	Gordon
Oct. 30	at Denver	Inman	Dunlap	Franklin	Slauson	Fluker	Barksdale	Gates	Henry^	McGrath^	Rivers	Gordon
<b>Nov. 6</b>	<b>TENNESSEE</b>	Inman	Dunlap	Franklin	Slauson	Fluker	Barksdale	Gates	Benjamin	Ty. Williams	Rivers	Gordon
<b>Nov. 13</b>	<b>MIAMI</b>	Inman	Dunlap	Franklin	Slauson	Fluer	Barksdale	Henry	Wiggins+	Ty. Williams	Rivers	Gordon
Nov. 27	at Houston	Inman	Dunlap	Franklin	Slauson	Fluker	Barksdale	Henry	Watt*	Ty. Williams	Rivers	Gordon
<b>Dec. 4</b>	<b>TAMPA BAY</b>											
Dec. 11	at Carolina											
<b>Dec. 18</b>	<b>OAKLAND</b>											
Dec. 24	at Cleveland											
<b>Jan. 1</b>	<b>KANSAS CITY</b>											

\* Denotes FB

^ Denotes TE

+ Denotes T

DEFENSE		DE	NT	DT	OLB	ILB	ILB	OLB	CB	CB	SS	FS
Sept. 11	at Kansas City	Hayward*	Mebane	Liuget	Ingram	Te'o	Perryman	Emanuel	Flowers	Verrett	Addae	Lowery
<b>Sept. 18</b>	<b>JACKSONVILLE</b>	Philon	Mebane	Liuget	Ingram	Te'o	Perryman	Emanuel	Flowers	Verrett	Addae	Lowery
Sept. 25	at Indianapolis	Philon	Mebane	Liuget	Ingram	Te'o	Perryman	Emanuel	Flowers	Verrett	McCoil	Lowery
<b>Oct. 2</b>	<b>NEW ORLEANS</b>	Mager*	Mebane	Liuget	Ingram	Brown	Perryman	Emanuel	Hayward	Verrett	McCoil	Lowery
Oct. 9	at Oakland	Mager*	Mebane	Liuget	Ingram	Brown	Toomer	Attaochu	Hayward	Williams	Lowery	Phillips
<b>Oct. 13</b>	<b>DENVER</b>	Bosa	Mebane	Liuget	Ingram	Brown	Toomer	Emanuel	Hayward	Williams	Mager*	Lowery
Oct. 23	at Atlanta	Bosa	Mebane	Liuget	Ingram	Brown	Perryman	Emanuel	Hayward	Mager	Phillips	Lowery
Oct. 30	at Denver	Bosa	Mebane	Liuget	Ingram	Brown	Perryman	Emanuel	Flowers	Hayward	Phillips	Lowery
<b>Nov. 6</b>	<b>TENNESSEE</b>	Square	Mebane	Liuget	Ingram	Emanuel	Toomer	Bosa	Flowers	Hayward	Phillips	Lowery
<b>Nov. 13</b>	<b>MIAMI</b>	Bosa	Mebane	Liuget	Ingram	Emanuel	Toomer	Mager*	Flowers	Hayward	Phillips	Lowery
Nov. 27	at Houston	Bosa	Square	Liuget	Ingram	Toomer	Perryman	Tr. Williams*	Mager	Hayward	Addae	Lowery
<b>Dec. 4</b>	<b>TAMPA BAY</b>											
Dec. 11	at Carolina											
<b>Dec. 18</b>	<b>OAKLAND</b>											
Dec. 24	at Cleveland											
<b>Jan. 1</b>	<b>KANSAS CITY</b>											

\* Denotes CB

# INDIVIDUAL RECORDS

## POINTS

### Most, Career

1,076 John Carney, 1990-00  
918 LaDainian Tomlinson, 2001-09  
889 Nate Kaeding, 2004-12

### Most, Season

186 LaDainian Tomlinson, 2006  
146 Nate Kaeding, 2009  
144 Nick Novak, 2013

### Most, Season, Rookie

114 Nate Kaeding, 2004  
106 Josh Lambo, 2015  
Dennis ParTEE, 1968  
94 Herb Travenio, 1965

### Most, Game

30 Kellen Winslow at Oakland Nov. 22, 1981  
24 (9x) Last: D. Woodhead vs. Miami Dec. 20, 2015  
19 Greg Davis at Oakland Oct. 5, 1997

## TOUCHDOWNS

### Most Seasons Leading League

3 Lance Alworth, 1964, 1965, 1966  
1 LaDainian Tomlinson, 2006

### Most, Career

153 LaDainian Tomlinson, 2001-09  
109 Antonio Gates, 2003-16  
83 Lance Alworth, 1962-70

### Most, Season

31 LaDainian Tomlinson, 2006  
20 LaDainian Tomlinson, 2005  
19 Chuck Muncie, 1981

### Most, Game

5 Kellen Winslow at Oakland Nov. 22, 1981  
4 (9x) Last: D. Woodhead vs. Miami Dec. 20, 2015  
3 (40x) Last: M. Gordon at Atlanta Oct. 26, 2016

### Most Consecutive Games

18 LaDainian Tomlinson, 2004-05  
10 LaDainian Tomlinson, 2006  
9 Antonio Gates, 2009-10  
Natrone Means, 1993-94  
Lance Alworth, 1963

## POINTS AFTER TOUCHDOWN

### Most, Career

349 Nate Kaeding, 2004-12  
328 Rolf Benirschke, 1977-86  
293 John Carney, 1990-00

### Most, Season

58 Nate Kaeding, 2006  
55 Rolf Benirschke, 1981  
54 Nate Kaeding, 2004

### Most, Game

7 (6x) Last: Nate Kaeding vs. Den. Dec. 28, 2008  
6 (27x) Last: N. Kaeding at Tenn. Dec. 25, 2009  
5 (51x) Last: J. Lambo vs. Jax. Sept. 10, 2016

### Most Consecutive

250 Nate Kaeding, 2004-09  
128 Nick Novak, 2011-14  
87 Rolf Benirschke, 1983-86

### Most Attempts, Career

352 Rolf Benirschke, 1977-86  
351 Nate Kaeding, 2004-12  
298 John Carney, 1990-00

### Most Attempts, Season

61 Rolf Benirschke, 1981  
58 Nate Kaeding, 2006  
55 Nate Kaeding, 2004  
Bob Thomas, 1985

### Most Attempts, Game

8 Rolf Benirschke at Oakland Nov. 22, 1981  
7 (6x) Last: N. Kaeding vs. Den. Dec. 28, 2008  
6 (36x) Last: N. Kaeding at Tenn. Dec. 25, 2009

## TWO-POINT CONVERSIONS

### Most, Career

3 Ronnie Harmon, 1990-95  
2 Ladarius Green, 2012-15  
Legedu Naanee, 2007-10  
Dave Kocourek, 1960-65  
1 (17x) Last: Curtis Brinkley, 2011

### Most, Season

3 Ronnie Harmon, 1994  
2 Ladarius Green, 2015  
1 (21x) Last: Mike Tolbert, 2010

### Most, Game

2 Ladarius Green vs. Oakland Oct. 25, 2015  
1 (24x) Last: Curtis Brinkley at K.C. Oct. 31, 2011

## FIELD GOALS

### Most, Career

261 John Carney, 1990-00  
180 Nate Kaeding, 2004-12  
146 Rolf Benirschke, 1977-86

### Most, Season

34 Nick Novak, 2013  
John Carney, 1994  
32 Nate Kaeding, 2009  
31 John Carney, 1993, 1999

### Most, Game

6 (3x) Last: Greg Davis at Oakland Oct. 5, 1997  
5 (11x) Last: Nate Kaeding at Oak. Sept. 10, 2012  
4 (32x) Last: Josh Lambo at Atl. Oct. 23, 2016

### Most, Game, No Misses

6 (3x) Last: Greg Davis at Oakland Oct. 5, 1997  
5 (10x) Last: Nate Kaeding at Oak. Sept. 10, 2012  
4 (23x) Last: Josh Lambo at Atl. Oct. 23, 2016

### Highest Percentage, Career (min. 100 att.)

.870 Nate Kaeding, 2004-12 (180 of 207)  
.863 Nick Novak, 2011-14 (101 of 117)  
.816 John Carney, 1990-00 (261 of 320)

### Highest Percentage, Season (min. 14 att.)

.919 Nick Novak, 2013 (34 of 37)  
.914 Nate Kaeding, 2009 (32 of 35)  
.905 John Carney, 1990 (19 of 21)

### Most Consecutive

32 Nick Novak, 2013-14  
29 John Carney, 1992-93  
22 Nate Kaeding, 2009-10

### Most Attempts, Career

320 John Carney, 1990-00  
208 Rolf Benirschke, 1977-86  
207 Nate Kaeding, 2004-12

### Most Attempts, Season

40 John Carney, 1993  
38 John Carney, 1994  
37 Nick Novak, 2013

### Most Attempts, Game

7 Dick Van Raaphorst at N.Y. Jets Oct. 8, 1966  
6 (6x) Last: Steve Christie vs. Den. Dec. 1, 2002  
5 (24x) Last: Nate Kaeding at Oak. Sept. 10, 2012

### Longest

57 Nate Kaeding at Tampa Bay Dec. 21, 2008  
55 Nate Kaeding vs. Kansas City Nov. 29, 2009  
54 (5x) Last: Josh Lambo vs. Pitt. Oct. 12, 2015

## RUSHING YARDS

### Most Seasons Leading League

2 LaDainian Tomlinson, 2006, 2007  
1 Dick Post, 1968  
Paul Lowe, 1965

### Most, Career

12,490 LaDainian Tomlinson, 2001-09  
4,972 Paul Lowe, 1960-68  
4,297 Marion Butts, 1989-93

### Most, Season

1,815 LaDainian Tomlinson, 2006  
1,683 LaDainian Tomlinson, 2002  
1,645 LaDainian Tomlinson, 2003

### Most, Game

243 LaDainian Tomlinson vs. Oakl. Dec. 28, 2003  
220 LaDainian Tomlinson vs. Denver Dec. 1, 2002  
217 LaDainian Tomlinson vs. N.E. Sept. 29, 2002  
Gary Anderson vs. Kansas City, Dec. 18, 1988

### Longest Run

87t Paul Lowe at Dallas Sept. 10, 1961  
86t Keith Lincoln at Oakland, Sept. 30, 1962  
85t L. Tomlinson vs. Kansas City Dec. 17, 2006

## RUSHING TOUCHDOWNS

### Most Seasons Leading League

3 LaDainian Tomlinson, 2004, 2006, 2007

### Most, Career

138 LaDainian Tomlinson, 2001-09  
43 Chuck Muncie, 1980-84  
38 Paul Lowe, 1960-67

### Most, Season

28 LaDainian Tomlinson, 2006  
19 Chuck Muncie, 1981  
18 LaDainian Tomlinson, 2005

### Most, Game

4 LaDainian Tomlinson vs. Oak., Oct. 14, 2007  
L. Tomlinson at Cincinnati, Nov. 12, 2006  
L. Tomlinson at San Francisco, Oct. 15, 2006  
Chuck Muncie vs. Denver, Nov. 29, 1981  
Clarence Williams vs. Buffalo, Sept. 16, 1979  
3 (21x), Last: R. Mathews at Den. Jan. 2, 2011  
2 (113x), Last: M. Gordon at Atl. Oct. 23, 2016

## RUSHING AVERAGE

### Highest, Career (minimum 500 att.)

4.90 Paul Lowe, 1960-68  
4.71 Keith Lincoln, 1961-66, 68  
4.43 Dick Post, 1967-70

### Highest, Season (minimum 100 att.)

6.45 Keith Lincoln, 1963  
6.29 Paul Lowe, 1960  
5.71 Paul Lowe, 1963

### Highest, Game (minimum 10 att.)

14.7 Michael Turner at Denver Oct. 7, 2007  
13.8 Keith Lincoln at Oakland Sept. 30, 1962  
12.7 Keith Lincoln at Kansas City Oct. 20, 1963

## RUSHING ATTEMPTS

### Most Seasons Leading League

1 Paul Lowe, 1965

### Most, Career

2,880 LaDainian Tomlinson, 2001-09  
1,031 Marion Butts, 1989-93  
1,015 Paul Lowe, 1960-68

### Most, Season

372 LaDainian Tomlinson, 2002  
348 LaDainian Tomlinson, 2006  
343 Natrone Means, 1994

### Most, Game

39 LaDainian Tomlinson at Oakland Oct. 20, 2002  
Marion Butts at Kansas City Dec. 17, 1989  
37 (3x) Last: L. Tomlinson at Oak. Nov. 21, 2004  
36 L. Tomlinson vs. Washington, Sept. 9, 2001  
Gary Brown at Oakland, Oct. 5, 1997

## PASS ATTEMPTS

### Most Seasons Leading League

1 Philip Rivers, 2015

### Most, Career

5,738 Philip Rivers, 2004-16  
5,604 Dan Fouts, 1973-87  
3,640 John Hadl, 1962-72

### Most, Season

661 Philip Rivers, 2015  
609 Dan Fouts, 1981  
589 Dan Fouts, 1980



**Most, Game**

- 5 K. Winslow at Oakland Nov. 22, 1981
- 4 Lance Alworth at Denver Dec. 1, 1968
- 3 (14x) Last: D. Woodhead vs. Mia. Dec. 20, 2015

**Most Consecutive Games**

- 9 Antonio Gates, 2009-10  
Lance Alworth, 1963
- 6 John Jefferson, 1980  
Lance Alworth, 1964, 1967
- 5 Lance Alworth, 1965-66

**SCRIMMAGE YARDS****Most, Career**

- 16,445 LaDainian Tomlinson, 2001-09
- 10,934 Antonio Gates, 2003-16
- 9,721 Lance Alworth, 1962-70

**Most, Season**

- 2,370 LaDainian Tomlinson, 2003
- 2,323 LaDainian Tomlinson, 2006
- 2,172 LaDainian Tomlinson, 2002

**Most, Game**

- 271 LaDainian Tomlinson vs. Denver Dec. 1, 2002
- 261 Melvin Gordon vs. Tennessee Nov. 6, 2016
- 260 LaDainian Tomlinson vs. Oakland Dec. 28, 2003  
Wes Chandler vs. Cincinnati Dec. 20, 1982

**INTERCEPTIONS BY****Most Seasons Leading League**

- 1 Antonio Cromartie, 2007

**Most, Career**

- 42 Gill Byrd, 1983-92
- 29 Dick Harris, 1960-65
- 26 Rodney Harrison, 1994-02

**Most, Season**

- 10 Antonio Cromartie, 2007
- 9 Charlie McNeil, 1961
- 8 (4x) Last: Ryan McNeil, 2001

**Most, Game**

- 3 A. Cromartie vs. Indianapolis Nov. 11, 2007
- Dwayne Harper vs. Oakland Nov. 27, 1995
- Pete Shaw at Cincinnati Nov. 2, 1980
- Clarence Duren at Miami Oct. 30, 1977
- Chris Fletcher at Denver Nov. 30, 1975
- Joe Beauchamp vs. Denver Sept. 24, 1972
- Leslie Duncan at Oakland Sept. 25, 1966
- Bud Whitehead at Buffalo Oct. 10, 1965
- Dick Harris at Buffalo Nov. 17, 1963
- Charlie McNeil vs. Houston Sept. 24, 1961
- C. McNeil vs. New York Titans Dec. 18, 1960
- 2 (82x) Last: C. Hayward vs. Jax. Sept. 18, 2016
- 1 (923x) Last: D. McCoil at Hou. Nov. 27, 2016

**Most Consecutive Games**

- 5 Charlie McNeil, 1961
- 4 (4x) Last: Greg Jackson, 1998
- 3 (18x) Last: Stephen Cooper, 2008

**INTERCEPTION RETURN YARDS****Most Seasons Leading League**

- 1 Charlie McNeil, 1961

**Most, Career**

- 546 Gill Byrd, 1983-92
- 502 Charlie McNeil, 1960-64
- 477 Kenny Graham, 1964-69

**Most, Season**

- 349 Charlie McNeil, 1961
- 224 Stanley Richard, 1994
- 166 Vencie Glenn, 1987

**Most, Game**

- 177 Charlie McNeil vs. Houston, Sept. 24, 1961
- 106 Woodrow Lowe vs. Pittsburgh, Nov. 18, 1979
- 103 Vencie Glenn vs. Denver, Nov. 29, 1987

**Longest Return**

- 103t Vencie Glenn vs. Denver, Nov. 29, 1987
- 102t Donald Frank at L.A. Raiders, Oct. 31, 1993
- 100t Leslie Duncan vs. Kansas City, Oct. 15, 1967

**INTERCEPTION RETURN TOUCHDOWNS****Most, Career**

- 5 Kenny Graham, 1964-69
- Dick Harris, 1960-65
- 4 Woodrow Lowe, 1976-86
- 3 Eric Weddle, 2007-15
- Joe Beauchamp, 1966-75

**Most, Season**

- 3 Dick Harris, 1961
- 2 (9x) Last: Demorrio Williams, 2012
- 1 (68x) Last: Jason Verrett, 2015

**Most, Game**

- 1 (91x) Last: B. Flowers vs. Tenn. Nov. 6, 2016

**SACKS****Most Seasons Leading League**

- 1 Shawne Merriman, 2006

**Most, Career**

- 105.5 Leslie O'Neal, 1986-95
- 69.5 Shaun Phillips, 2004-12
- 67.0 Gary Johnson, 1975-84

**Most, Season**

- 17.5 Gary Johnson, 1980
- 17.0 S. Merriman, 2006
- Leslie O'Neal, 1992
- Steve DeLong, 1969
- 15.5 Fred Dean, 1978

**Most, Game (since 1982)**

- 5 Leslie O'Neal vs. Dallas Nov. 16, 1986
- 4 (5x) Last: A. Barnes vs. Balt. Dec. 18, 2011
- 3.5 (3x) Last: Kendall Reyes at N.Y.J. Dec. 23, 2012

**PUNTS****Most, Career**

- 771 Darren Bennett, 1995-03
- 756 Mike Scifres, 2003-15
- 519 Dennis Pardee, 1968-75

**Most, Season**

- 95 Darren Bennett, 1998
- 92 Darren Bennett, 2000
- 89 Darren Bennett, 1997, 1999

**Most, Game**

- 11 (5x), Last: D. Bennett at Oak. Oct. 11, 1998
- 10 (9x) Last: M. Scifres at Seattle Dec. 24, 2006
- 9 (12x), Last: M. Scifres vs. Oak. Nov. 16, 2014

**PUNT YARDS****Most, Career**

- 34,152 Mike Scifres, 2003-15
- 33,776 Darren Bennett, 1995-03
- 21,417 Dennis Pardee, 1968-75

**Most, Season**

- 4,248 Darren Bennett, 2000
- 4,174 Darren Bennett, 1998
- 3,972 Darren Bennett, 1997

**Most, Game**

- 522 Darren Bennett at Oakland Oct. 11, 1998
- 493 Mike Scifres at Denver Nov. 18, 2012
- 492 Dennis Pardee at Kansas City Nov. 10, 1974

**Longest Punt**

- 82 Paul Maguire vs. Dallas Nov. 19, 1961
- 73 Dennis Pardee at Denver Oct. 17, 1971
- 72 Mike Scifres at Buffalo, Sept. 21, 2014

**PUNTING AVERAGE****Highest, Career (minimum 100 att.)**

- 45.2 Mike Scifres, 2003-15
- 43.8 Darren Bennett, 1995-03
- 42.9 Ralf Mojsiejenko, 1985-88

**Highest, Season (minimum 50 att.)**

- 48.3 Mike Scifres, 2012
- 46.7 Mike Scifres, 2010
- 46.2 Darren Bennett, 2000

**Highest, Game (minimum 4 att.)**

- 59.5 Mike Scifres at St. Louis Oct. 17, 2010
- Darren Bennett at Pittsburgh Oct. 1, 1995
- 57.0 Drew Kaser at Denver Oct. 30, 2016
- Mike Scifres vs. Kansas City Oct. 19, 2014
- Darren Bennett at Kansas City Sept. 17, 2000
- 56.7 Darren Bennett at Denver Oct. 6, 1996

**PUNT RETURN YARDS****Most Seasons Leading League**

- 1 Leslie "Speedy" Duncan, 1965

**Most, Career**

- 2,388 Mike Fuller, 1975-80
- 1,651 Leslie "Speedy" Duncan, 1964-70
- 1,407 Darrien Gordon, 1983-96

**Most, Season**

- 537 Darrien Gordon, 1996
- 489 Eric Metcalf, 1997
- 475 Darrien Gordon, 1994

**Most, Game**

- 168 Eric Metcalf at Cincinnati Nov. 2, 1997
- 136 Mike Fuller at Buffalo Nov. 21, 1976
- 133 Andre Coleman at Phil. Sept. 17, 1995

**Longest Return**

- 95t L. Duncan vs. New York Jets, Nov. 24, 1968
- 90t Darrien Gordon at L.A. Raiders, Sept. 25, 1994
- 88t A. Coleman at Philadelphia, Sept. 17, 1995
- Mike Fuller at New Orleans, Oct. 9, 1977

**PUNT RETURN AVERAGE****Most Seasons Leading League**

- 2 Leslie "Speedy" Duncan, 1965, 1966

**Highest, Career (minimum 50 ret.)**

- 13.7 Darrien Gordon, 1993-96
- 12.0 Leslie "Speedy" Duncan, 1964-70
- 11.3 Mike Fuller, 1975-80

**Highest, Season (minimum 20 ret.)**

- 15.5 Leslie "Speedy" Duncan, 1965
- 14.9 Darrien Gordon, 1996
- 13.2 (4x), Last: Darrien Gordon, 1994

**PUNT RETURN TOUCHDOWNS****Most, Career**

- 4 Leslie "Speedy" Duncan, 1964-70
- 3 Eric Metcalf, 1997
- Darrien Gordon, 1993-96
- 2 (4x) Last: Darren Sproles, 2005-10

**Most, Season**

- 3 Eric Metcalf, 1997
- 2 (3x) Last: Darrien Gordon, 1994
- 1 (15x) Last: Micheal Spurlock, 2012

**Most, Game**

- 2 Eric Metcalf at Cincinnati, Nov. 2, 1997
- 1 (22x) Last: M. Spurlock at N.Y.J. Dec. 23, 2012

**PUNT RETURNS****Most Seasons Leading League**

- 1 Leslie Duncan, 1965

**Most, Career**

- 212 Mike Fuller, 1975-80
- 138 Leslie "Speedy" Duncan, 1964-70
- 124 Lionel James, 1984-88

**Most, Season**

- 46 Mike Fuller, 1979
- 45 Eric Metcalf, 1997
- 39 Mike Fuller, 1978

**Most, Game**

- 8 (4x) Last: Leon Johnson at Det. Dec. 7, 2003
- 7 (4x) Last: Mike Fuller at Hou. Dec. 17, 1978
- 6 (9x) Last: J. Herndon vs. Miami Dec. 20, 2015

**Most Fair Catches, Season**

- 24 Kenny Graham, 1969
- 19 Chris Penn, 1999
- Darrien Gordon, 1994
- 18 Kitrick Taylor, 1991

**Most Fair Catches, Game**

6	Phil McConkey at Kansas City Dec. 17, 1989
5	Jeff Graham at Oakland Sept. 3, 2000 Kenny Graham vs. Cincinnati Oct. 4, 1969
4	(10x), Last: J. Jones vs. Pit. Oct. 12, 2015

**KICKOFF RETURN YARDS****Most, Career**

6,469	Darren Sproles, 2005-10
3,997	Ronney Jenkins, 2000-02
3,914	Andre Coleman, 1994-96

**Most, Season**

1,541	Ronney Jenkins, 2001
1,531	Ronney Jenkins, 2000
1,528	Darren Sproles, 2005

**Most, Game**

250	Ronney Jenkins, at Oakland Nov. 18, 2001
221	Ronney Jenkins vs. N.O. Sept. 10, 2000
215	Richard Goodman at Oakland Jan. 1, 2012

**Longest Return**

105t	Richard Goodman at Oakland Jan. 1, 2012
103t	Darren Sproles at Denver Sept. 14, 2008 Keith Lincoln vs. N.Y. Titans Sept. 16, 1962
99t	Micheal Spurlock vs. Oakland Dec. 30, 2012

**KICKOFF RETURN AVERAGE****Highest, Career (minimum 75 ret.)**

25.3	Leslie "Speedy" Duncan, 1964-70
25.1	Darren Sproles, 2005-10
24.2	Ronney Jenkins, 2000-02

**Highest, Season (minimum 10 ret.)**

29.7	Antonio Cromartie, 2006
28.4	Keith Lincoln, 1962
28.0	Leslie "Speedy" Duncan, 1969

**KICKOFF RETURN TOUCHDOWNS****Most, Career**

4	Andre Coleman, 1994-96
3	Ronney Jenkins, 2000-02
2	Darren Sproles, 2005-08 Anthony Miller, 1988-93

**Most, Season**

2	(3x) Last: Ronney Jenkins, 2001
1	(13x) Last: Micheal Spurlock, 2012

**Most, Game**

1	(19x) Last: M. Spurlock vs. Oak. Dec. 30, 2012
---	--

**KICKOFF RETURNS****Most, Career**

258	Darren Sproles, 2005-10
166	Andre Coleman, 1994-96
165	Ronney Jenkins, 2000-02

**Most, Season**

67	Ronney Jenkins, 2000
63	Darren Sproles, 2005
62	Andre Coleman, 1995

**Most, Game**

8	(5x) Last: D. Sproles at N.O. (at London) Oct. 26, 2008
7	(13x) Last: D. Sproles vs. Denver Oct. 19, 2009
6	(36x) Last: R. Goodman at Oakland Jan. 1, 2012

**COMBINED KICKOFF AND PUNT RETURN YARDS****Most, Career**

7,404	Darren Sproles, 2005-10
5,037	Leslie "Speedy" Duncan, 1964-70
4,240	Andre Coleman, 1994-96

**Most, Season**

1,737	Andre Coleman, 1995
1,636	Darren Sproles, 2005
1,625	Darren Sproles, 2008

**COMBINED KICKOFF AND PUNT RETURNS****Most, Career**

372	Darren Sproles, 2005-10
289	Mike Fuller, 1975-80
272	Leslie "Speedy" Duncan, 1964-70

**Most, Season**

90	Andre Coleman, 1995
81	Darren Sproles, 2005
80	Darren Sproles, 2009

**SERVICE****Most Seasons, Active Player**

17	David Binn, 1994-10
15	Dan Fouts, 1973-87 Russ Washington, 1968-82
14	Antonio Gates, 2003-16 Don Macek, 1976-89 Doug Wilkerson, 1971-84

**Most Games**

256	David Binn, 1994-10
200	Junior Seau, 1990-02 Russ Washington, 1968-82
199	Antonio Gates, 2003-16

**Most Consecutive Games**

179	David Binn, 1994-10
178	Russ Washington, 1968-80
174	Mike Scifres, 2003-14

**Most Consecutive Starts**

171	Philip Rivers, 2006-16
148	Russ Washington, 1970-80
140	Walt Sweeney, 1964-73

## TEAM RECORDS

† indicates 9-game strike season

### GAMES WON

#### Most, Season

14 2006  
13 2009  
12 1961, 1979, 2004

#### Fewest, Season

1 2000  
2 1973, 1975  
4 1962, 1972, 1986, 1991, 1997, 2003, 2015

#### Most Consecutive

15 Nov. 27, 1960–Dec. 3, 1961  
11 Oct. 25, 2009–Jan. 3, 2010  
Oct. 29, 2006–Sept. 9, 2007  
8 (4x) Last: Oct. 24–Dec. 19, 2004

#### Most Consecutive at Home

10 Nov. 5, 1978–Nov. 25, 1979  
9 Sept. 17, 2006–Sept. 9, 2007  
Nov. 27, 1960–Dec. 9, 1961  
8 Oct. 4, 1992–Sept. 19, 1993

#### Most Consecutive on Road

11 Oct. 2, 1960–Nov. 12, 1961  
6 Oct. 25, 2009–Dec. 25, 2009  
Nov. 4, 1979–Sept. 28, 1980  
5 Jan. 2, 1994–Oct. 16, 1994

#### Most Consecutive at Start of Season

11 1961  
6 1994  
4 1966, 1980, 2002

### GAMES LOST

#### Most, Season

15 2000  
12 1975, 1986, 1991, 1997, 2003, 2015  
11 1973, 1998, 2001

#### Fewest, Season

2 1961, 1965, 2006  
3 2009, 1963, 1982†  
4 1960, 1979, 2004

#### Most Consecutive

11 Sept. 3, 2000–Nov. 19, 2000  
Sept. 21, 1975–Nov. 30, 1975  
9 Dec. 8, 2002–Oct. 5, 2003  
Nov. 4, 2001–Dec. 30, 2001  
8 (4x) Last: Nov. 2, 1997–Dec. 21, 1997

#### Most Consecutive at Home

6 Sept. 21, 1975–Nov. 16, 1975  
Nov. 25, 1973–Oct. 27, 1974  
5 (5x) Last: Oct. 12, 2015–Dec. 6, 2015  
4 (3x) Last: Dec. 8, 2002–Sept. 21, 2003

#### Most Consecutive on Road

11 Oct. 6, 1985–Oct. 26, 1986  
8 (3x) Last: Sept. 3, 2000–Dec. 17, 2000  
7 Nov. 10, 2002–Oct. 5, 2003  
Sept. 20, 1998–Dec. 27, 1998

#### Most Consecutive on Road Without Victory (Ties incl.)

14 Nov. 22, 1970–Nov. 19, 1972

### POINTS

#### Most, Season

492 2006  
478 1981  
467 1985

#### Most, Game

58 vs. Denver, Dec. 22, 1963  
55 at Oakland, Nov. 22, 1981  
vs. Denver, Oct. 20, 1968  
54 vs. Pittsburgh, Dec. 8, 1985

#### Most Game, Both Teams

98 vs. Pittsburgh, Dec. 8, 1985  
93 vs. N.Y. Titans, Dec. 18, 1960  
90 at Cincinnati, Nov. 12, 2006

#### Most, Half

42 Nov. 12, 2006 at Cincinnati (second half)  
41 Nov. 5, 1961 vs. N.Y. Titans (second half)  
35 (3x) Last: Oct. 28, 2007 vs. Houston (first half)

#### Most, Quarter

28 at Kansas City Nov. 15, 1964 (second quarter)  
vs. N.Y. Titans Nov. 5, 1961 (third quarter)  
vs. Houston Sept. 24, 1961 (second quarter)

#### Most, Quarter, Both Teams

38 at Denver Sept. 14, 2008 (2Q)  
at Kansas City Oct. 19, 1986 (2Q)  
at Denver Oct. 6, 1963 (2Q)  
at Boston Oct. 7, 1961 (2Q)

#### Fewest, Season

188 1973  
189 1975  
212 1974

#### Fewest, Game

0 (28x) Last: at Miami Nov. 2, 2014

#### Most Consecutive Games Not Shutout

240 Nov. 7, 1999–Nov. 2, 2014  
121 Sept. 7, 1962–Nov. 2, 1969

### TOUCHDOWNS

#### Most, Season

61 1981  
60 1985  
59 2006

#### Most, Game

8 vs. Pittsburgh Dec. 8, 1985  
at Oakland Nov. 22, 1981  
7 (8x) Last: vs. Denver Dec. 28, 2008  
6 (34x) Last: at Tennessee Dec. 25, 2009

#### Fewest, Season

22 1973, 1975  
23 1998  
25 1977, 1999

### POINTS AFTER TOUCHDOWN

#### Most, Season

58 2006  
55 1981  
54 2004

#### Most, Game

7 (7x) Last: vs. Denver Dec. 28, 2008  
6 (27x) Last: at Tennessee Dec. 25, 2009  
5 (50x) Last: vs. Jacksonville Sept. 18, 2016

#### Fewest, Season

19 1973, 1998  
20 1975  
21 1977

### TWO-POINT CONVERSIONS

#### Most, Season

3 1994  
2 1962, 1963, 1968, 1998, 2003, 2008, 2010, 2015  
1 1961, 1964, 1995, 1999, 2002, 2006, 2011

#### Most, Game – (since 1994)

2 vs. Oakland Oct. 25, 2015  
1 (15x) Last: at Kansas City Oct. 31, 2011

#### Most Attempts, Season

7 1994  
5 2008  
4 1995, 1998, 2000

#### Most Attempts, Game – (since 1994)

3 at Denver, Sept. 4, 1994  
2 (4x) Last: vs. Oakland Oct. 25, 2015  
1 (33x) Last: at Denver Oct. 30, 2016

### FIELD GOALS

#### Most, Season

34 1994, 2013  
32 2009  
31 1993, 1999

#### Most, Game

6 (3x) Last: at Oakland Oct. 5, 1997  
5 (11x) Last: at Oakland Sept. 10, 2012  
4 (32x) Last: at Atlanta Oct. 23, 2016

#### Most Attempts, Season

43 2001  
40 1993  
38 1994

#### Most Attempts, Game

7 at N.Y. Jets Oct. 8, 1966  
6 (6x) Last: vs. Denver Dec. 1, 2002  
5 (25x) Last: at Oakland Sept. 10, 2012

#### Most, Game, Both Teams

9 vs. Kansas City Sept. 29, 1996  
8 at Indianapolis Nov. 3, 1996  
vs. New England Nov. 9, 1975  
7 (15x) Last: at Atlanta Oct. 23, 2016

#### Most Attempts, Game, Both Teams

10 (4x) Last: vs. Seattle Dec. 12, 1999  
9 (3x) Last: vs. Denver Dec. 1, 2002  
8 (22x) Last: at Atlanta Oct. 23, 2016

#### Fewest Made, Season

6 1974  
10 1976  
12 1964, 1970, 1973, 1975

#### Fewest Attempts, Season

16 1974  
19 1970  
20 1962, 1976, 1988, 2003

### FIRST DOWNS

#### Most, Season

380 1985  
379 1981  
374 1984

#### Most, Game

35 at Kansas City Oct. 19, 1986  
34 vs. Miami Nov. 18, 1984 (OT)  
vs. Cincinnati Dec. 20, 1982  
33 at Philadelphia Sept. 15, 2013  
vs. Oakland Oct. 31, 2004

#### Most, Game, Both Teams

62 vs. Seattle Sept. 15, 1985  
58 vs. Seattle Dec. 29, 2002 (OT)  
at Cincinnati Sept. 22, 1985  
vs. Miami Nov. 18, 1984 (OT)  
57 at New England, Sept. 18, 2011  
at San Francisco Dec. 11, 1982

#### Fewest, Season

198 1973, 1975  
208 1961  
217 1962

#### Fewest, Game

3 at Denver Nov. 30, 1975  
5 at Denver Nov. 16, 2003  
vs. Oakland Oct. 5, 1970  
6 vs. Pittsburgh Dec. 24, 2000  
at Seattle Nov. 22, 1987

#### Most by Rushing, Season

137 2006  
131 2004  
127 1965, 1981

#### Most by Rushing, Game

19 vs. Oakland Nov. 27, 1960  
18 vs. Houston Oct. 3, 1965  
17 (3x) Last: vs. Denver, Dec. 28, 2008

#### Fewest by Rushing, Game

0 vs. Oakland Dec. 5, 2010  
at Oakland Nov. 14, 1999  
1 (17x) Last: at Indianapolis Sept. 25, 2016  
2 (48x) Last: at Kansas City Dec. 13, 2015

#### Most by Passing, Season

259 1985  
244 1980  
240 1984

#### Most by Passing, Game

27 vs. Seattle Sept. 15, 1985  
26 at Green Bay Oct. 18, 2015  
23 vs. Cincinnati Dec. 20, 1982  
vs. N.Y. Giants Oct. 19, 1980



**Fewest by Passing, Season**

89 1975  
93 1973  
110 1961

**Fewest by Passing, Game**

0 at Kansas City Sept. 20, 1998  
1 at Denver Nov. 30, 1975 (OT)  
2 (3x) Last: at Denver Nov. 16, 2003

**Most by Penalty, Season**

39 2013  
37 2004, 2014  
35 2015

**Most by Penalty, Game**

7 vs. Tennessee Nov. 13, 2016  
vs. Baltimore Nov. 15, 1998  
vs. Denver Nov. 30, 1997  
6 (5x) Last: at Baltimore Nov. 30, 2014  
5 (19x) Last: vs. Tennessee Nov. 6, 2016

**Fewest by Penalty, Season**

11 1975  
12 1964  
13 1968

**NET YARDS GAINED****Most, Season**

6,744 1981  
6,535 1985  
6,410 1980

**Most, Game**

661 vs. Cincinnati Dec. 20, 1982  
593 vs. L.A. Raiders Nov. 10, 1985  
581 vs. Denver Oct. 20, 1968

**Most, Game, Both Teams**

1,102 vs. Cincinnati Dec. 20, 1982  
1,057 vs. Denver Oct. 20, 1968  
1,050 at Philadelphia Sept. 15, 2013

**Fewest, Season**

3,411 1975  
3,622 1973  
3,953 1970

**Fewest, Game**

70 at Denver Nov. 2, 1969  
93 vs. Oakland Oct. 5, 1975  
96 at Denver Nov. 16, 2003

**Most Total Offensive Plays, Season**

1,154 1984  
1,135 1980  
1,129 1981

**Fewest Total Offensive Plays, Season**

617 1982†  
753 1963  
759 1964

**RUSHING****Most Attempts, Season**

590 1978  
525 2004  
522 2006

**Most Attempts, Game**

58 vs. Oakland, Nov. 20, 1977  
53 (4x) Last: vs. Detroit Dec. 16, 2007  
51 at Kansas City Sept. 12, 1983

**Fewest Attempts, Season**

267 1982†  
351 2000  
361 1966

**Most Yards, Season**

2,578 2006  
2,257 1990  
2,248 1991

**Most Yards, Game**

289 vs. Denver Dec. 28, 2008  
287 vs. N.Y. Jets Oct. 13, 1963  
274 vs. Detroit Dec. 16, 2007

**Fewest Yards, Game**

2 vs. Boston Dec. 17, 1961  
3 vs. Dallas Texans Nov. 19, 1961  
11 vs. Buffalo Nov. 20, 1960

**Most Touchdowns, Season**

32 2006  
26 1981  
25 1979

**Fewest Touchdowns, Season**

4 2012, 2015  
5 1997  
6 2014

**Most Touchdowns, Game**

5 (4x) Last: vs. Denver Dec. 28, 2008  
4 (22x) Last: at Tennessee Dec. 25, 2009  
3 (46x) Last: vs. Baltimore Dec. 18, 2011

**RUSHING AVERAGE****Highest, Season**

5.6 1963  
5.1 2003  
4.9 2006

**Highest, Game**

8.52 vs. N.Y. Jets Dec. 24, 1967  
8.44 vs. Denver Dec. 22, 1963  
8.26 vs. Cleveland Nov. 5, 2006

**PASSING****Most Attempts, Season**

667 2015  
662 1984  
635 1983

**Most Attempts, Game**

65 at Green Bay Oct. 18, 2015  
at Kansas City Oct. 19, 1986  
58 vs. Oakland Oct. 25, 2015  
at Kansas City Dec. 22, 1985  
56 vs. Miami Nov. 18, 1984, (OT)

**Fewest Attempts, Season**

337 1975  
338 1982†  
349 1974

**Fewest Attempts, Game**

6 at Cleveland Dec. 19, 2004  
10 vs. Kansas City Dec. 18, 1988  
11 (2x) Last: vs. Houston Oct. 28, 2007

**Most Completions, Season**

442 2015  
401 1984  
386 1985

**Most Completions, Game**

43 at Green Bay Oct. 18, 2015  
38 vs. Oakland Oct. 25, 2015  
37 (3x) Last: at Kansas City Oct. 19, 1986

**Fewest Completions, Game**

1 at Kansas City Sept. 20, 1998  
3 vs. Oakland Oct. 5, 1975  
4 at Cleveland Dec. 19, 2004  
vs. Kansas City Nov. 2, 1986

**Most Net Yards Gained, Season**

4,870 1985  
4,739 1981  
4,661 1983

**Most Net Yards Gained, Game**

494 vs. Seattle Sept. 15, 1985  
488 at Green Bay Oct. 18, 2015  
486 vs. Cincinnati Dec. 20, 1982

**Fewest Net Yards Gained, Season**

1,610 1975  
1,808 1973  
2,244 1977

**Fewest Net Yards Gained, Game**

-22 vs. Oakland Oct. 5, 1975  
-19 at Kansas City Sept. 20, 1998  
7 at Washington Sept. 16, 1973

**Most Touchdowns, Season**

37 1985  
34 1981, 2008  
32 2013

**Fewest Touchdowns, Season**

7 1975  
9 1973  
11 1977, 1988, 1998

**Most Touchdowns, Game**

7 at Oakland Nov. 22, 1981  
5 (9x) Last: vs. Oakland Oct. 31, 2004  
4 (29x) Last: at Oakland Oct. 9, 2016

**Most Had Intercepted, Season**

34 1962, 1998  
33 1968, 1983, 1986  
30 1964, 1973, 1978, 1985, 2000

**Most Had Intercepted, Game**

7 at Seattle Dec. 13, 1981  
vs. Kansas City Dec. 8, 1968  
6 (6x) Last: vs. Green Bay Oct. 24, 1999  
5 (14x) Last: at Denver Dec. 27, 1987

**Fewest Had Intercepted, Season**

8 2004  
9 2006  
10 2009

**SACKED ATTEMPTING TO PASS****Most Times, Season**

57 1970  
53 2000  
51 1997

**Fewest Times, Season**

11 1967  
12 1982†  
18 1968

**Most Times Sacked Opponent, Season**

62 1986  
61 2006  
60 1980

**Most Times Sacked Opponent, Game**

11 at New York Jets Dec. 23, 2012  
vs. Dallas Nov. 16, 1986  
10 vs. Green Bay Sept. 24, 1978  
9 (4x) Last: vs. Arizona Oct. 3, 2010

**PUNTS****Most, Season**

95 1998  
92 2000  
90 1997

**Most, Game**

11 (5x) Last: at Oakland Oct. 11, 1998  
10 (10x) Last: at Denver Nov. 18, 2012  
9 (11x) Last: vs. Oakland Nov. 16, 2014

**Fewest, Season**

23 1982†  
45 1972  
47 2011

**Fewest, Game**

0 (5x) Last: at Oakland Jan. 1, 2012  
1 (34x) Last: at Oakland Oct. 9, 2016  
2 (76x) Last: at Atlanta Oct. 23, 2016

**Fewest, Game, Both Teams**

1 (2x) Last: at Oakland Jan. 1, 2012  
2 (6x) Last: at Baltimore Nov. 30, 2014  
3 (15x) Last: vs. Kansas City Nov. 1, 2012

## PUNT YARDS

<b>Most, Season</b>	
4,248	2000
4,174	1998
3,972	1997
<b>Most, Game</b>	
522	at Oakland Oct. 11, 1998
493	at Denver Nov. 18, 2012
492	at Kansas City Nov. 10, 1974
<b>Fewest, Season</b>	
868	1982†
1,813	1972
2,234	2011
<b>Highest Average, Season</b>	
47.5	2011
46.6	2012
46.2	2000
<b>Lowest Average, Season</b>	
36.3	1978
36.5	1979
36.8	1975

## PUNT RETURNS

<b>Most, Season</b>	
57	1978
52	1979
49	2003
<b>Most, Game</b>	
8	(4x) Last: at Detroit Dec. 7, 2003
7	(7x) Last: at Houston Dec. 7, 1978
6	(13x) Last: vs. Miami Dec. 20, 2015
<b>Fewest, Season</b>	
12	1982†
20	2015
21	1966
<b>Most Fair Catches, Season</b>	
32	1969
26	2015
25	1991, 1999
<b>Most Fair Catches, Game</b>	
6	at Kansas City Dec. 17, 1989 vs. Chicago Dec. 4, 1978
5	at Oakland Sept. 3, 2000 vs. Cincinnati Oct. 4, 1969
4	(9x) Last: vs. Pittsburgh Oct. 12, 2015
<b>Fewest Fair Catches, Season</b>	
0	1960, 1961, 1962, 1963, 1964, 1965, 1975
1	1976
3	1977

## PUNT RETURN YARDS

<b>Most, Season</b>	
590	1978
559	1996
542	1998
<b>Most, Game</b>	
168	at Cincinnati Nov. 2, 1997
151	vs. Kansas City Sept. 20, 1965
139	vs. New York Titans Nov. 5, 1961
<b>Fewest, Season</b>	
84	2015
138	1982†
166	2013
<b>Highest Average, Season</b>	
15.5	1961
14.7	1996
13.4	1965
<b>Lowest Average, Season</b>	
4.2	2015
5.6	1970
5.8	1971

## PUNT RETURN TOUCHDOWNS

<b>Most, Season</b>	
3	1997
2	1965, 1973, 1990, 1994
1	(13x) Last: 2012
<b>Most, Game</b>	
2	at Cincinnati Nov. 2, 1997
1	(22x) Last: at New York Jets Dec. 23, 2012
<b>KICKOFF RETURNS</b>	
<b>Most, Season</b>	
84	2003
83	2000
75	1997
<b>Most, Game</b>	
9	(7x) Last: vs. New York Jets Nov. 3, 2002
8	(15x) Last: at N.O. (at London) Oct. 26, 2008
7	(51x) Last: at Seattle Sept. 26, 2010
<b>Most, Game, Both Teams</b>	
17	vs. Pittsburgh Dec. 8, 1985
16	vs. New York Titans Dec. 18, 1960
15	(3x) Last: at New York Giants Oct. 2, 1983

## KICKOFF RETURN YARDS

<b>Most, Season</b>	
1,804	2003
1,792	2000
1,716	2001
<b>Most, Game</b>	
269	at Oakland Nov. 18, 2001
242	vs. Atlanta Oct. 21, 1973
232	vs. Kansas City Dec. 13, 1964
<b>Fewest, Season</b>	
577	2014
583	2015
642	1961
<b>Highest Average, Season</b>	
26.0	2001
25.6	2011
25.5	2007
<b>Lowest Average, Season</b>	
16.5	1961
17.5	1986
18.0	1992

## KICKOFF RETURN TOUCHDOWNS

<b>Most, Season</b>	
2	1988, 1994, 1995, 2001
1	1962, 1985, 1989, 1991, 1997, 2000, 2004, 2007, 2008, 2011, 2012
<b>Most, Game</b>	
1	(19x) Last: vs. Oakland Dec. 30, 2012

## PENALTIES

<b>Most Seasons Leading League</b>	
3	1962, 1964, 1965
<b>Most, Season</b>	
137	1998
129	1997
128	1981
<b>Most, Game</b>	
19	at Kansas City Nov. 16, 1997
16	vs. Baltimore Nov. 15, 1998
15	at Indianapolis Nov. 3, 1997
<b>Fewest, Season</b>	
63	1969
64	1982†
68	1966
<b>Fewest, Game</b>	
0	(5x) Last: at Denver Oct. 9, 2011
1	(27x) Last: at Tampa Bay Nov. 11, 2012
2	(38x) Last: vs. Washington Jan. 3, 2010

## Most Yards, Season

1,229	1998
1,101	1997
1,039	1988
<b>Most Yards, Game</b>	
148	vs. N.Y. Jets Oct. 13, 1963
146	vs. Baltimore Nov. 15, 1998 at Kansas City Nov. 16, 1997
138	at Seattle Nov. 16, 1981

## FUMBLES

<b>Most, Season</b>	
44	1985
42	1983
40	1972, 1973, 1980
<b>Most, Game</b>	
9	vs. Green Bay Sept. 24, 1978
7	vs. Cincinnati Sept. 30, 1973
6	(5x) Last: vs. Pittsburgh Dec. 13, 1987
<b>Most by Opponent, Game</b>	
9	at Kansas City Nov. 15, 1964
7	(3x) Last: vs. Washington Sept. 9, 2001
6	(6x) Last: vs. Arizona Dec. 9, 1995
<b>Most, Game, Both Teams</b>	
11	(3x) Last: vs. Kansas City Oct. 13, 1985
10	(5x) Last: vs. Seattle Nov. 25, 1990
9	(7x) Last: vs. Washington Sept. 9, 2001
<b>Fewest, Season</b>	
13	1993
14	2009, 2013
16	1963, 2002, 2014
<b>Most Lost, Season</b>	
22	1980, 1981, 1983
21	1973, 1978
20	1972, 1987, 2000
<b>Most Lost, Game</b>	
6	vs. Green Bay Sept. 24, 1978
4	(10x) Last: at Baltimore Dec. 10, 2000
3	(40x) Last: at Indianapolis Sept. 25, 2016
<b>Most Own Recovered, Season</b>	
25	1985
21	1979
20	1972, 1973, 1975, 1983
<b>Most Own Recovered, Game</b>	
5	(5x) Last: vs. Oakland Dec. 26, 1999
4	(7x) Last: vs. Seattle Sept. 14, 2014
3	(42x) Last: at Denver Jan. 3, 2016
<b>Fewest Own Recovered, Season</b>	
4	1963, 2013
7	1989, 2009
8	1965, 1967, 1968, 1993, 2002, 2003
<b>Most Opponents Recovered, Season</b>	
22	1986
18	1973, 1979, 1980, 1981, 2007
17	1960, 1961, 1963, 1983, 1984
<b>Fewest Opponents Recovered, Season</b>	
4	2011
5	1963
6	1969, 2000, 2013

## POINTS ALLOWED

<b>Most, Season</b>	
462	1983
441	2003
440	2000
<b>Most, Game</b>	
57	at St. Louis Oct. 1, 2000
52	at Pittsburgh Nov. 25, 1984
51	at Oakland Oct. 29, 1967
<b>Most, Quarter</b>	
31	at Oakland Dec. 8, 1963 (4Q)
30	at St. Louis Nov. 20, 1983 (2Q)
28	(5x) Last: at Minnesota Nov. 28, 1999 (2Q)

**Fewest, Season**

205 1977  
 219 1961  
 221 1982†

**Fewest, Game**

0 (17x) Last: vs. New York Jets Oct. 5, 2014  
 3 (16x) Last: at Denver Nov. 22, 2009  
 6 (18x) Last: vs. Oakland Nov. 16, 2014

**FIRST DOWNS ALLOWED****Most, Season**

365 1981  
 364 1985  
 347 1983

**Most, Game**

34 (3x) Last: at Denver Sept. 14, 2008  
 33 vs. Cincinnati Nov. 23, 2003  
 32 at Pittsburgh Oct. 4, 2009

**Fewest, Season**

190 1965  
 196 1982†  
 224 1962

**Fewest, Game**

5 vs. Kansas City Dec. 12, 2010  
 at Tampa Bay Sept. 19, 1976  
 6 at Oakland Oct. 11, 1998  
 at Oakland (at San Fran.) Oct. 22, 1961  
 7 (5x) Last: vs. Houston Sept. 15, 2002

**Most by Rushing, Season**

154 1975  
 143 1971  
 137 1983

**Most by Rushing, Game**

19 (3x), Last: at Seattle Nov. 22, 1987  
 17 vs. Houston Sept. 23, 1962  
 16 vs. New England Oct. 16, 1977  
 vs. Kansas City Dec. 18, 1966

**Fewest by Rushing, Season**

54 1965  
 65 1982  
 71 1969

**Fewest by Rushing, Game**

0 (5x) Last: at Indianapolis Nov. 28, 2010  
 1 (21x) Last: at Denver Dec. 12, 2013  
 2 (42x) Last: vs. Cleveland Oct. 4, 2015

**Most by Passing, Season**

218 1985  
 216 1981  
 213 2008

**Most by Passing, Game**

24 at Denver Nov. 19, 2000  
 23 at New England Sept. 18, 2011  
 22 (4x) Last: vs. Philadelphia Nov. 15, 2009

**Fewest by Passing, Season**

105 1977  
 114 1971  
 116 1965

**Fewest by Passing, Game**

1 (3x) Last: vs. Oakland Dec. 28, 2003  
 2 (6x) Last: at Cleveland Dec. 19, 2004  
 3 (12x) Last: vs. Minnesota, Sept. 11, 2011

**Most by Penalty, Season**

41 2000, 2004, 2014  
 35 1981, 1997, 1998  
 30 1996, 2002, 2012

**Most by Penalty, Game**

7 vs. Cleveland, Nov. 5, 2006  
 6 (8x) Last: at N.O. (at London) Oct. 26, 2008  
 5 (19x) Last: at Indianapolis Sept. 25, 2016

**Fewest by Penalty, Season**

12 1982†  
 13 1969, 1992  
 14 1976

**NET YARDS ALLOWED****Most, Season**

6,265 1985  
 6,136 1981  
 6,034 2002

**Most, Game**

614 at St. Louis Oct. 1, 2000  
 591 vs. Seattle Dec. 29, 2002  
 553 at Oakland Sept. 22, 1996

**Fewest, Season**

3,253 1982†  
 3,268 1965  
 3,652 1977

**Fewest, Game**

58 at Oakland (at San. Fran.) Oct. 22, 1961  
 67 vs. Kansas City Dec. 12, 2010  
 99 vs. Indianapolis Nov. 1, 1992

**RUSHING ALLOWED****Most Attempts, Season**

606 1975  
 559 1973  
 552 1983

**Most Attempts, Game**

61 at Chicago Oct. 25, 1981 (OT)  
 60 at Denver Nov. 30, 1975  
 59 at Oakland Sept. 18, 1977

**Fewest Attempts, Season**

230 1982†  
 306 1965  
 355 2004

**Fewest Attempts, Game**

9 vs. Detroit Dec. 16, 2007  
 vs. Miami Sept. 7, 1986  
 10 (2x) Last: vs. Tennessee Sept. 16, 2012  
 11 (5x) Last: vs. Jacksonville Sept. 18, 2016

**Most Yards, Season**

2,442 1975  
 2,403 1966  
 2,296 1971

**Most Yards, Game**

378 at Minnesota Nov. 4, 2007  
 355 at San Francisco Dec. 20, 2014  
 328 at Denver Nov. 30, 1975

**Fewest Yards, Season**

961 1982†  
 1,094 1965  
 1,140 1998

**Fewest Yards, Game**

2 at Oakland (at San. Fran.) Oct. 22, 1961  
 11 at Carolina Dec. 17, 2000  
 13 at Oakland Oct. 5, 1997

**Most Touchdowns, Season**

26 1983  
 25 1971, 1981, 1985  
 23 1973, 1984

**Fewest Touchdowns, Season**

7 1961, 1965  
 8 1999, 2011  
 10 (12x) Last: 2012

**Most Touchdowns Allowed, Game**

5 vs. Atlanta Oct. 21, 1973  
 at Houston Sept. 18, 1960  
 4 (11x) Last: at Washington Nov. 3, 2013  
 3 (46x) Last: vs. New Orleans Oct. 2, 2016

**PASSING ALLOWED****Most Attempts, Season**

636 1996  
 607 2002, 2004  
 605 2008

**Most Attempts, Game**

61 vs. St. Louis Sept. 20, 1987  
 58 (2x) Last: vs. Tennessee Oct. 3, 2004  
 57 (2x) Last: at Oakland Sept. 22, 1996

**Fewest Attempts, Season**

330 1977  
 341 1973  
 342 1982†

**Fewest Attempts, Game**

7 at Detroit Nov. 6, 1977  
 12 (2x) Last: at Denver Dec. 10, 1972  
 13 (4x) Last: at Cincinnati Oct. 4, 1987

**Most Completions, Season**

411 2008  
 375 2002  
 372 2004

**Most Completions, Game**

40 vs. Cincinnati Dec. 20, 1982  
 39 vs. Tennessee Oct. 3, 2004  
 37 Kansas City Oct. 9, 1994

**Fewest Completions, Season**

170 1966  
 172 1977  
 177 1973

**Fewest Completions, Game**

3 at Tampa Bay Sept. 19, 1976  
 5 (5x) Last: at Cincinnati Oct. 4, 1987  
 6 (6x) Last: vs. Oakland Dec. 28, 2003

**Most Net Yards, Season**

4,311 1981  
 4,295 2002  
 4,293 1985

**Most Net Yards, Game**

453 at St. Louis Nov. 10, 2002  
 451 at St. Louis Oct. 1, 2000  
 443 at Denver Nov. 19, 2000

**Fewest Net Yards, Season**

1,725 1977  
 2,155 1966  
 2,174 1965

**Fewest Net Yards, Game**

-13 at Cincinnati Oct. 4, 1987  
 -4 at Tampa Bay Sept. 19, 1976  
 0 vs. Oakland Dec. 28, 2003  
 vs. Cincinnati Dec. 6, 1970

**Most Touchdowns, Season**

36 2003  
 33 2000  
 31 1997

**Most Touchdowns, Game**

5 (7x) Last: at Denver Nov. 19, 2000  
 4 (29x) Last: at Oakland Oct. 12, 2014  
 3 (105x) Last: vs. Tennessee Nov. 6, 2016

**Fewest Touchdowns, Season**

10 1982†  
 11 1979  
 13 1966, 1970, 1974

**INTERCEPTIONS BY****Most, Season**

49 1961 (NFL Record)  
 31 1969  
 30 1964, 2007

**Most, Game**

6 (6x) Last: vs. Indianapolis Nov. 11, 2007  
 5 (8x) Last: vs. Detroit Dec. 16, 2007  
 4 (30x) Last: at Indianapolis Nov. 28, 2010

**Most, Game, Both Teams**

10 at Seattle Dec. 13, 1998  
 9 at Denver Sept. 21, 1980  
 at Oakland Nov. 1, 1964  
 8 (11x) Last: vs. Indianapolis Nov. 11, 2007

**Fewest, Season**

7 2014  
 9 1970  
 10 2005

**Most Yards Returned, Season**

929 1961 (NFL Record)  
 562 1979  
 499 1984

**Most Yards Returned, Game**

194 vs. Houston Sept. 24, 1961  
 174 vs. Denver Oct. 29, 1961  
 171 vs. Pittsburgh Nov. 18, 1979

**Fewest Yards Returned, Season**

65 2014  
 90 1970  
 123 1999

**Most Touchdowns by Returns, Season**

9 1961 (NFL Record)  
 5 2012  
 4 1984, 2000

**Most Touchdowns by Returns, Game**

2 at Indianapolis Nov. 28, 2010  
 vs. Denver Oct. 29, 1961  
 1 (87x) Last: Tennessee Nov. 6, 2016

**Most Consecutive Games**

46 1960–63 (NFL Record)

**PUNT RETURNS****Most by Opponents, Season**

56 1988  
 51 1996, 2000  
 49 1998

**Fewest by Opponents, Season**

7 1982†  
 16 1968  
 17 1960, 1972

**Most Yards by Opponents, Season**

722 2000  
 612 1996  
 601 1976

**Most Yards by Opponent, Game**

160 at Kansas City, Sept. 13, 2010  
 150 at Denver Dec. 27, 1987  
 142 at Oakland Oct. 29, 1967

**KICKOFF RETURNS****Most by Opponent, Season**

90 2006  
 88 1981  
 87 2009

**Fewest by Opponent, Season**

32 2015  
 35 1973  
 39 1974

**Most by Opponent, Game**

10 (4x) Last: vs. Detroit Dec. 16, 2007  
 9 (7x) Last: at Indianapolis Nov. 28, 2010  
 8 (25x) Last: at Kansas City Nov. 24, 2013

**THE LAST TIME****100 Yards Rushing**

Chargers — Melvin Gordon 194 yards vs. Tennessee Nov. 6, 2016 (32 att.)  
 Opponent — Ronnie Hillman 117 yards at Denver Jan. 3, 2016 (15 att.)

**200 Yards Rushing**

Chargers — LaDainian Tomlinson 243 yards vs. Oakland Dec. 28, 2003 (31 att.)  
 Opponent — Adrian Peterson 296 yards (at Minnesota) Nov. 4, 2007 (30 att.)

**3 Touchdowns Rushing**

Chargers — Ryan Mathews (3) at Denver Jan. 2, 2011  
 Opponent — Darrel Young (at Washington) Nov. 3, 2013

**100 Yards Receiving**

Chargers — Dontrelle Inman 119 yards at Houston Nov. 27, 2016 (6 rec.)  
 Opponent — DeVante Parker 103 yards (Miami) Nov. 13, 2016 (5 rec.)

**200 Yards Receiving**

Chargers — Malcom Floyd 213 yards at Oakland Oct. 10, 2010 (8 rec.)  
 Opponent — Chad Johnson 260 yards (at Cincinnati) Nov. 12, 2006 (11 rec.)

**3 Touchdowns Receiving**

Chargers — Danny Woodhead vs. Miami Dec. 20, 2015  
 Opponent — Emanuel Sanders (at Denver) Oct. 23, 2014

**4 Total Touchdowns**

Chargers — Danny Woodhead vs. Miami Dec. 20, 2015 (1 rush., 3 rec.)  
 Opponent — Harvey Williams (Oakland) Nov. 16, 1997 (2 rush., 2 rec.)

**300 Yards Passing**

Chargers — Philip Rivers 326 yards vs. Miami Nov. 13, 2016  
 Opponent — Marcus Mariota 313 yards (Tennessee) Nov. 6, 2016

**400 Yards Passing**

Chargers — Philip Rivers 503 yards at Green Bay Oct. 18, 2015  
 Opponent — Michael Vick 428 yards (at Philadelphia) Sept. 15, 2013

**3 Touchdown Passes**

Chargers — Philip Rivers (3) at Houston Nov. 27, 2016  
 Opponent — Marcus Mariota (3) (Tennessee) Nov. 6, 2016

**5 Touchdown Passes**

Chargers — Drew Brees (5) vs. Oakland Oct. 31, 2004  
 Opponent — Gus Frerotte (5) (at Denver) Nov. 19, 2000

**Punt Return for Touchdown**

Chargers — Micheal Spurlock 63 yards at New York Jets Dec. 23, 2012  
 Opponent — Dexter McCluster 94 yards at Kansas City Sept. 13, 2010

**Kickoff Return for Touchdown**

Chargers — Micheal Spurlock 99 yards vs. Oakland Dec. 30, 2012  
 Opponent — Percy Harvin 103 yards (vs. Minnesota) Sept. 11, 2011

**Fumble Returned for Touchdown**

Chargers — Dwight Lowery 36 yards vs. Tenn. Nov. 6, 2016 (M. Mariota fumble)  
 Opponent — Adrian Clayborn 5 yards (at Atl.) Oct. 23, 2016 (P. Rivers fumble)

**Intercepted Pass Returned for Touchdown**

Chargers — Brandon Flowers 33 yards vs. Tenn. Nov. 6, 2016 (M. Mariota passer)  
 Opponent — Kiko Alonso 60 yards (Miami) Nov. 13, 2016 (P. Rivers passer)

**Field Goal Returned for Touchdown**

Chargers — Antonio Cromartie, 109 yards at Minnesota, Nov. 4, 2007  
 Opponent — Matt Ware, 65 yards, at Philadelphia, Oct. 23, 2005

**3 Interceptions or More**

Chargers — A. Cromartie (3) vs. Ind. Nov. 11, 2007 (Peyton Manning passer)  
 Opponent — Kwamie Lassiter (4) (at Ari.), Dec. 27, 1998 (Craig Whelihan passer)

**Shutout**

Chargers — at San Diego 31, New York Jets 0, Oct. 5, 2014  
 Opponent — at Miami 37, San Diego 0, Nov. 2, 2014

**40 Points**

Chargers — at San Diego 43, Tennessee 35, Nov. 6, 2016  
 Opponent — Green Bay 45, at San Diego 38, Nov. 6, 2011

**50 Points**

Chargers — at San Diego 52, Denver 21, Dec. 28, 2008  
 Opponent — at St. Louis 57, San Diego 31, Oct. 1, 2000

**Safety**

Chargers — Penalty on R. Okung in end zone (Denver) Oct. 13, 2016  
 Opponent — Rivers sacked in end zone by Denico Autry (at Oakland) Dec. 24, 2015

**500 Yards Total Net Offense**

Chargers — 548 at Green Bay Oct. 18, 2015  
 Opponent — 503 at Denver Jan. 3, 2016

**PAT Blocked**

Chargers — John Parrella vs. Kansas City, Nov. 4, 2001  
 Opponent — Shaq Barrett (at Denver), Oct. 30, 2016

**Field Goal Blocked**

Chargers — Darrell Stuckey vs. St. Louis Nov. 23, 2014  
 Opponent — Derek Wolfe vs. Denver, Dec. 14, 2014

**Punt Blocked By**

Chargers — Jerry Attaochu at Arizona, Sept. 8, 2014 (Drew Butler punter)  
 Opponent — Hayes Pullard III (at Jacksonville), Nov. 29, 2015 (Mike Scifres punter)

## CAREER TOP TEN

### RUSHING YARDS

1.	LaDainian Tomlinson, 2001-09	12,490
2.	Paul Lowe, 1960-68	4,972
3.	Marion Butts, 1989-93	4,297
4.	Ryan Mathews, 2010-14	4,061
5.	Natrone Means, 1993-95, 98-99	3,885
6.	Chuck Muncie, 1980-84	3,309
7.	Don Woods, 1974-80	2,858
8.	Keith Lincoln, 1961-66, 68	2,698
9.	Dick Post, 1967-70	2,519
10.	Gary Anderson, 1985-88	2,250

### RUSHING TOUCHDOWNS

1.	LaDainian Tomlinson, 2001-09	138
2.	Chuck Muncie, 1980-84	43
3.	Paul Lowe, 1960-68	38
4.	Natrone Means, 1993-95, 98-99	34
5.	Marion Butts, 1989-93	31
6.	Ryan Mathews, 2010-14	23
7.	Mike Tolbert, 2008-11	20
8.	Tim Spencer, 1985-90	19
9.	Hank Bauer, 1977-82	17
	Rod Bernstine, 1987-92	17
	Dick Post, 1967-70	17
	Clarence Williams, 1977-81	17

### RUSHING ATTEMPTS

1.	LaDainian Tomlinson, 2001-09	2,880
2.	Marion Butts, 1989-93	1,031
3.	Paul Lowe, 1960-68	1,015
4.	Natrone Means, 1993-95, 98-99	1,013
5.	Ryan Mathews, 2010-14	923
6.	Chuck Muncie, 1980-84	773
7.	Don Woods, 1974-80	713
8.	Keith Lincoln, 1961-66, 68	573
9.	Mike Garrett, 1970-73	572
10.	Dick Post, 1967-70	568

### TOTAL YARDS FROM SCRIMMAGE

1.	LaDainian Tomlinson, 2001-09	16,445
2.	<b>Antonio Gates, 2003-16</b>	<b>10,934</b>
3.	Lance Alworth, 1962-70	9,721
4.	Charlie Joiner, 1976-86	9,191
5.	Gary Garrison, 1966-76	7,562
6.	Kellen Winslow, 1979-87	6,741
7.	Wes Chandler, 1981-87	6,197
8.	Paul Lowe, 1960-68	6,017
9.	Anthony Miller, 1988-93	5,660
10.	Ronnie Harmon, 1990-95	5,567

### PASSING YARDS

1.	<b>Philip Rivers, 2004-16</b>	<b>44,575</b>
2.	Dan Fouts, 1973-87	43,040
3.	John Hadl, 1962-72	26,938
4.	Stan Humphries, 1992-97	16,085
5.	Drew Brees, 2001-05	12,348
6.	Jack Kemp, 1960-62	5,996
7.	Doug Flutie, 2001-04	4,901
8.	John Friesz, 1990-93	4,396
9.	Jim Harbaugh, 1999-00	4,177
10.	Billy Joe Tolliver, 1989-90	3,671

### TOUCHDOWN PASSES

1.	<b>Philip Rivers, 2004-16</b>	<b>304</b>
2.	Dan Fouts, 1973-87	254
3.	John Hadl, 1962-72	201
4.	Stan Humphries, 1992-97	85
5.	Drew Brees, 2001-05	80
6.	Jack Kemp, 1960-62	37
7.	Tobin Rote, 1963-64	29
8.	Doug Flutie, 2001-04	25
9.	Billy Joe Tolliver, 1989-90	21
10.	John Friesz, 1990-93	19

### PASS ATTEMPTS

1.	<b>Philip Rivers, 2004-16</b>	<b>5,738</b>
2.	Dan Fouts, 1973-87	5,604
3.	John Hadl, 1962-72	3,640
4.	Stan Humphries, 1992-97	2,350
5.	Drew Brees, 2001-05	1,809
6.	Jack Kemp, 1960-62	815
7.	John Friesz, 1990-93	747
8.	Doug Flutie, 2001-04	737
9.	Jim Harbaugh, 1999-00	636
10.	Billy Joe Tolliver, 1989-90	595

### PASS COMPLETIONS

1.	<b>Philip Rivers, 2004-16</b>	<b>3,713</b>
2.	Dan Fouts, 1973-87	3,297
3.	John Hadl, 1962-72	1,824
4.	Stan Humphries, 1992-97	1,335
5.	Drew Brees, 2001-05	1,125
6.	Doug Flutie, 2001-04	408
7.	John Friesz, 1990-93	401
8.	Jack Kemp, 1960-62	389
9.	Jim Harbaugh, 1999-00	372
10.	Billy Joe Tolliver, 1989-90	305

### PASSES INTERCEPTED

1.	Dan Fouts, 1973-87	242
2.	John Hadl, 1962-72	211
3.	<b>Philip Rivers, 2004-16</b>	<b>147</b>
4.	Stan Humphries, 1992-97	73
5.	Drew Brees, 2001-05	53
6.	Jack Kemp, 1960-62	49
7.	Ryan Leaf, 1998-00	33
8.	Tobin Rote, 1963-64	32
9.	Craig Whelihan, 1995-98	29
10.	Jim Harbaugh, 1999-00	24
	Billy Joe Tolliver, 1989-90	24

### RECEIVING YARDS

1.	<b>Antonio Gates, 2003-16</b>	<b>10,934</b>
2.	Lance Alworth, 1962-70	9,584
3.	Charlie Joiner, 1976-86	9,203
4.	Gary Garrison, 1966-76	7,533
5.	Kellen Winslow, 1979-87	6,741
6.	Wes Chandler, 1981-87	6,132
7.	Anthony Miller, 1988-93	5,582
8.	Malcom Floyd, 2004-15	5,550
9.	Vincent Jackson, 2005-11	4,754
10.	Tony Martin, 1994-97	4,184

### RECEIVING TOUCHDOWNS

1.	<b>Antonio Gates, 2003-16</b>	<b>109</b>
2.	Lance Alworth, 1962-70	81
3.	Gary Garrison, 1966-76	58
4.	Charlie Joiner, 1976-86	47
5.	Kellen Winslow, 1979-87	45
6.	Wes Chandler, 1981-87	41
7.	Vincent Jackson, 2005-11	37
	Anthony Miller, 1988-93	37
9.	John Jefferson, 1978-80	36
10.	Malcom Floyd, 2004-15	34

### RECEPTIONS

1.	<b>Antonio Gates, 2003-16</b>	<b>874</b>
2.	Charlie Joiner, 1976-86	586
3.	Kellen Winslow, 1979-87	541
4.	LaDainian Tomlinson, 2001-09	530
5.	Lance Alworth, 1962-70	493
6.	Gary Garrison, 1966-76	404
7.	Ronnie Harmon, 1990-95	377
8.	Anthony Miller, 1988-93	374
9.	Wes Chandler, 1981-87	373
10.	Malcom Floyd, 2004-15	321

### QUARTERBACK SACKS

1.	Leslie O'Neal, 1986, 1988-95	105.5
2.	Shaun Phillips, 2004-12	69.5
3.	Gary Johnson, 1975-84	67.0
4.	Lee Williams, 1984-90	65.5
5.	Fred Dean, 1975-81	53.5
6.	Junior Seau, 1990-02	47.0
7.	Raylee Johnson, 1993-03	46.0
8.	Shawne Merriman, 2005-09	43.5
	Leroy Jones, 1976-83	43.5
10.	Louie Kelcher, 1975-83	39.0

### INTERCEPTIONS

1.	Gill Byrd, 1983-92	42
2.	Dick Harris, 1960-65	29
3.	Rodney Harrison, 1994-02	26
4.	Kenny Graham, 1964-69	25
5.	Mike Williams, 1975-82	24
6.	Joe Beauchamp, 1966-75	23
7.	Quentin Jammer, 2002-12	21
	Woodrowe Lowe, 1976-86	21
	Bob Howard, 1967-74	21
	Leslie "Speedy" Duncan, 1964-69	21

### INTERCEPTION RETURN YARDS

1.	Gill Byrd, 1983-92	546
2.	Charlie McNeil, 1960-64	502
3.	Kenny Graham, 1964-69	477
4.	Joe Beauchamp, 1966-75	433
5.	Dick Harris, 1960-65	413
6.	Rodney Harrison, 1994-02	345
7.	Woodrowe Lowe, 1976-86	343
8.	Darren Carrington, 1991-94	337
9.	Leslie Duncan, 1964-69	322
10.	Glen Edwards, 1978-81	309

### INTERCEPTION RETURN TOUCHDOWNS

1.	Kenny Graham, 1964-69	5
	Dick Harris, 1960-65	5
3.	Woodrowe Lowe, 1976-86	4
4.	Eric Weddle, 2007-13	3
	Joe Beauchamp, 1966-75	3
6.	Shaun Phillips, 2004-12	2
	Demorrio Williams, 2012	2
	Antonio Cromartie, 2006-09	2
	Clinton Hart, 2004-09	2
	Donnie Edwards, 2002-06	2
	(9) others with 2 each	2

### TOUCHDOWNS SCORED

1.	LaDainian Tomlinson, 2001-09	153
2.	<b>Antonio Gates, 2003-16</b>	<b>109</b>
3.	Lance Alworth, 1962-70	83
4.	Gary Garrison, 1966-76	58
5.	Charlie Joiner, 1976-86	47
6.	Paul Lowe, 1960-68	46
7.	Kellen Winslow, 1979-87	45
	Chuck Muncie, 1980-84	45
9.	Wes Chandler, 1981-87	41
10.	Anthony Miller, 1988-93	40

### POINTS SCORED

1.	John Carney, 1990-00	1,076
2.	LaDainian Tomlinson, 2001-09	918
3.	Nate Kaeding, 2004-12	889
4.	Rolf Benirschke, 1977-86	766
5.	<b>Antonio Gates, 2003-16</b>	<b>654</b>
6.	Lance Alworth, 1962-70	500
7.	Nick Novak, 2011-14	459
8.	Dennis ParTEE, 1968-75	380
9.	Gary Garrison, 1966-76	348
10.	Charlie Joiner, 1976-86	282

### FIELD GOALS

1.	John Carney, 1990-00	261
2.	Nate Kaeding, 2004-12	180
3.	Rolf Benirschke, 1977-86	146
4.	Nick Novak, 2011-14	101
5.	Dennis Pardee, 1968-75	71
6.	George Blair, 1961-64	50
7.	<b>Josh Lambo, 2015-16</b>	<b>47</b>
8.	Steve Christie, 2001-03	42
9.	Ray Wersching, 1973-76	32
10.	Dick Van Raaphorst, 1966-67	31

### FIELD GOAL ATTEMPTS

1.	John Carney, 1990-00	320
2.	Rolf Benirschke, 1977-86	208
3.	Nate Kaeding, 2004-12	207
4.	Dennis Pardee, 1968-75	121
5.	Nick Novak, 2011-14	117
6.	George Blair, 1961-64	80
7.	Ray Wersching, 1973-76	68
8.	Dick Van Raaphorst, 1966-67	61
9.	Steve Christie, 2001-03	57
10.	<b>Josh Lambo, 2015-16</b>	<b>56</b>

### KICKOFF RETURN YARDS

1.	Darren Sproles, 2005-10	6,469
2.	Ronney Jenkins, 2000-02	3,997
3.	Andre Coleman, 1994-96	3,914
4.	Leslie "Speedy" Duncan, 1964-70	3,386
5.	James Brooks, 1981-83	2,305
6.	Kenny Bynum, 1997-00	2,182
7.	Lionel James, 1984-88	2,094
8.	Nate Lewis, 1990-93	2,047
9.	Artie Owens, 1976-79	1,998
10.	Tim Dwight, 2001-04	1,876

### KICKOFF RETURN TOUCHDOWNS

1.	Andre Coleman, 1994-96	4
2.	Ronney Jenkins, 2000-02	3
3.	Darren Sproles, 2005-10	2
	Anthony Miller, 1988-93	2
5.	Micheal Spurlock, 2012	1
	Tim Dwight, 2001-04	1
	Richard Goodman, 2010-11	1
	Rodney Harrison, 1994-02	1
	Nate Lewis, 1990-93	1
	Jamie Holland, 1987-89	1
	Gary Anderson, 1985-88	1
	Keith Lincoln, 1960-66	1

### KICKOFF RETURNS

1.	Darren Sproles, 2005-10	258
2.	Andre Coleman, 1994-96	166
3.	Ronney Jenkins, 2000-02	165
4.	Leslie "Speedy" Duncan, 1964-70	134
5.	Kenny Bynum, 1997-00	107
6.	James Brooks, 1981-83	105
7.	Lionel James, 1984-88	99
8.	Nate Lewis, 1990-93	92
9.	Artie Owens, 1976-79	88
10.	Tim Dwight, 2001-04	80

### PUNT RETURN YARDS

1.	Mike Fuller, 1975-80	2,388
2.	Leslie "Speedy" Duncan, 1964-70	1,651
3.	Darrien Gordon, 1993-94, 96	1,407
4.	Lionel James, 1984-88	1,193
5.	Darren Sproles, 2005-10	935
6.	Eric Parker, 2002-06	881
7.	James Brooks, 1981-83	565
8.	Tim Dwight, 2001-04	508
9.	Eric Metcalf, 1997	489
10.	Latario Rachal, 1998	387

### PUNT RETURN TOUCHDOWNS

1.	Leslie "Speedy" Duncan, 1964-70	4
2.	Eric Metcalf, 1997	3
	Darrien Gordon, 1993-94, 96	3
4.	Darren Sproles, 2005-10	2
	Lionel James, 1984-88	2
	Mike Fuller, 1975-80	2
	Ron Smith, 1973	2
8.	Micheal Spurlock, 2012	1
	Tim Dwight, 2001-04	1
	Andre Coleman, 1994-96	1
	(3) others with 1 each	

### PUNT RETURNS

1.	Mike Fuller, 1975-80	212
2.	Leslie "Speedy" Duncan, 1964-70	138
3.	Lionel James, 1984-88	124
4.	Darren Sproles, 2005-10	114
5.	Eric Parker, 2002-06	105
6.	Darrien Gordon, 1993-94, 96	103
7.	James Brooks, 1981-83	52
8.	Tim Dwight, 2001-04	46
9.	Eric Metcalf, 1997	45
10.	Nate Lewis, 1990-93	34
	Kitrick Taylor, 1990-91	34

### MOST SEASONS

1.	David Binn, 1994-10	17
2.	Dan Fouts, 1973-87	15
	Russ Washington, 1968-82	15
4.	<b>Antonio Gates, 2003-16</b>	<b>14</b>
	Doug Wilkerson, 1971-84	14
	Don Macek, 1976-89	14
7.	<b>Philip Rivers, 2004-16</b>	<b>13</b>
	Mike Scifres, 2003-15	13
	Junior Seau, 1990-02	13
10.	Jamal Williams, 1998-09	12

### MOST GAMES PLAYED

1.	David Binn, 1994-10	256
2.	Junior Seau, 1990-02	200
	Russ Washington, 1968-82	200
4.	<b>Antonio Gates, 2003-16</b>	<b>199</b>
5.	Mike Scifres, 2003-15	195
	Doug Wilkerson, 1971-84	195
7.	Dan Fouts, 1973-87	181
8.	<b>Philip Rivers, 2004-16</b>	<b>175</b>
	Quentin Jammer, 2002-12	172
10.	Charlie Joiner, 1976-86	164
	Woodrow Lowe, 1976-86	164

# SINGLE-SEASON TOP TEN

## RUSHING YARDS

1.	LaDainian Tomlinson, 2006	1,815
2.	LaDainian Tomlinson, 2002	1,683
3.	LaDainian Tomlinson, 2003	1,645
4.	LaDainian Tomlinson, 2007	1,474
5.	LaDainian Tomlinson, 2005	1,462
6.	Natrone Means, 1994	1,350
7.	LaDainian Tomlinson, 2004	1,335
8.	Ryan Mathews, 2013	1,255
9.	LaDainian Tomlinson, 2001	1,236
10.	Marion Butts, 1990	1,225

## RUSHING TOUCHDOWNS

1.	LaDainian Tomlinson, 2006	28
2.	Chuck Muncie, 1981	19
3.	LaDainian Tomlinson, 2005	18
4.	LaDainian Tomlinson, 2004	17
5.	LaDainian Tomlinson, 2007	15
6.	LaDainian Tomlinson, 2002	14
7.	LaDainian Tomlinson, 2003	13
8.	LaDainian Tomlinson, 2009	12
	Natrone Means, 1994	12
	Chuck Muncie, 1983	12
	Clarence Williams, 1979	12

## RUSHING ATTEMPTS

1.	LaDainian Tomlinson, 2002	372
2.	LaDainian Tomlinson, 2006	348
3.	Natrone Means, 1994	343
4.	LaDainian Tomlinson, 2005	339
	LaDainian Tomlinson, 2004	339
	LaDainian Tomlinson, 2001	339
7.	LaDainian Tomlinson, 2007	315
8.	LaDainian Tomlinson, 2003	313
9.	Earnest Jackson, 1984	296
10.	LaDainian Tomlinson, 2008	292

## TOTAL YARDS FROM SCRIMMAGE

1.	LaDainian Tomlinson, 2003	2,370
2.	LaDainian Tomlinson, 2006	2,323
3.	LaDainian Tomlinson, 2002	2,172
4.	LaDainian Tomlinson, 2007	1,949
5.	LaDainian Tomlinson, 2005	1,832
6.	LaDainian Tomlinson, 2004	1,776
7.	LaDainian Tomlinson, 2001	1,603
8.	Lance Alworth, 1965	1,590
9.	Natrone Means, 1994	1,585
10.	Ryan Mathews, 2011	1,546

## PASSING YARDS

1.	Dan Fouts, 1981	4,802
2.	Philip Rivers, 2015	4,792
3.	Dan Fouts, 1980	4,715
4.	Philip Rivers, 2010	4,710
5.	Philip Rivers, 2011	4,624
6.	Philip Rivers, 2013	4,478
7.	Philip Rivers, 2014	4,286
8.	Philip Rivers, 2009	4,254
9.	Dan Fouts, 1979	4,082
10.	Philip Rivers, 2008	4,009

## TOUCHDOWN PASSES

1.	Philip Rivers, 2008	34
2.	Dan Fouts, 1981	33
3.	Philip Rivers, 2013	32
4.	Philip Rivers, 2014	31
5.	Philip Rivers, 2010	30
	Dan Fouts, 1980	30
7.	Philip Rivers, 2015	29
8.	Philip Rivers, 2009	28
9.	Philip Rivers, 2011	27
	Drew Brees, 2004	27
	Dan Fouts, 1985	27
	John Hadl, 1968	27

## PASS ATTEMPTS

1.	Philip Rivers, 2015	661
2.	Dan Fouts, 1981	609
3.	Dan Fouts, 1980	589
4.	Philip Rivers, 2011	582
5.	Philip Rivers, 2014	570
6.	Philip Rivers, 2013	544
7.	Philip Rivers, 2010	541
8.	Dan Fouts, 1979	530
9.	Philip Rivers, 2012	527
10.	Drew Brees, 2002	526

## PASS COMPLETIONS

1.	Philip Rivers, 2015	437
2.	Philip Rivers, 2014	379
3.	Philip Rivers, 2013	378
4.	Philip Rivers, 2011	366
5.	Dan Fouts, 1981	360
6.	Philip Rivers, 2010	357
7.	Dan Fouts, 1980	348
8.	Philip Rivers, 2012	338
9.	Dan Fouts, 1979	332
10.	Drew Brees, 2005	323

## PASSES INTERCEPTED

1.	John Hadl, 1968	32
2.	John Hadl, 1972	26
3.	John Hadl, 1971	25
	Jack Kemp, 1960	25
5.	Dan Fouts, 1980	24
	Dan Fouts, 1979	24
	John Hadl, 1962	24
8.	Dan Fouts, 1986	22
	John Hadl, 1967	22
	Jack Kemp, 1961	22

## RECEIVING YARDS

1.	Lance Alworth, 1965	1,602
2.	Lance Alworth, 1966	1,383
3.	John Jefferson, 1980	1,340
4.	Lance Alworth, 1968	1,312
5.	Kellen Winslow, 1980	1,290
6.	Anthony Miller, 1989	1,252
7.	Lance Alworth, 1964	1,235
8.	Tony Martin, 1995	1,224
9.	Lance Alworth, 1963	1,205
10.	Wes Chandler, 1985	1,199

## RECEIVING TOUCHDOWNS

1.	Tony Martin, 1996	14
	Lance Alworth, 1965	14
3.	Antonio Gates, 2004	13
	John Jefferson, 1980	13
	John Jefferson, 1978	13
	Lance Alworth, 1966	13
	Lance Alworth, 1964	13
8.	Antonio Gates, 2014	12
	Gary Garrison, 1970	12
10.	Lance Alworth, 1963	11

## RECEPTIONS

1.	LaDainian Tomlinson, 2003	100
2.	Tony Martin, 1995	90
3.	Antonio Gates, 2005	89
	Kellen Winslow, 1980	89
5.	Kellen Winslow, 1983	88
	Kellen Winslow, 1981	88
7.	Lionel James, 1985	86
8.	Tony Martin, 1996	85
9.	Anthony Miller, 1993	84
10.	John Jefferson, 1980	82

## QUARTERBACK SACKS (since 1982)

1.	Shawne Merriman, 2006	17
	Leslie O'Neal, 1992	17
3.	Lee Williams, 1986	15
4.	Lee Williams, 1989	14
5.	Leslie O'Neal, 1990	13.5
6.	Marcellus Wiley, 2001	13
7.	Shawne Merriman, 2007	12.5
	Leslie O'Neal, 1995	12.5
	Leslie O'Neal, 1994	12.5
	Leslie O'Neal, 1989	12.5
	Leslie O'Neal, 1986	12.5

## INTERCEPTIONS

1.	Antonio Cromartie, 2007	10
2.	Charlie McNeil, 1961	9
3.	Ryan McNeil, 2001	8
	Dick Harris, 1963	8
	Claude Gibson, 1962	8
	Bob Zeman, 1961	8
7.	Darren Carrington, 1993	7
	Eric Weddle, 2011	7
	Gill Byrd, 1990	7
	Gill Byrd, 1989	7
	(7) others with 7 each	

## INTERCEPTION RETURN YARDS

1.	Charlie McNeil, 1961	349
2.	Stanley Richard, 1994	224
3.	Vencie Glenn, 1987	166
4.	Gill Byrd, 1984	157
5.	Jeff Dale, 1986	153
6.	Darren Carrington, 1992	152
7.	Bob Laraba, 1961	151
8.	Woodrow Lowe, 1979	150
9.	Antonio Cromartie, 2007	144
10.	Dick Harris, 1961	140

## INTERCEPTION RETURN TOUCHDOWNS

1.	Dick Harris, 1961	3
2.	Demorris Williams, 2012	2
	Clinton Hart, 2005	2
	Stanley Richard, 1994	2
	Gill Byrd, 1984	2
	Woodrow Lowe, 1979	2
	Kenny Graham, 1969	2
	Joe Beauchamp, 1968	2
	Bob Laraba, 1961	2
	Charlie McNeil, 1961	2

## TOUCHDOWNS SCORED

1.	LaDainian Tomlinson, 2006	31
2.	LaDainian Tomlinson, 2005	20
3.	Chuck Muncie, 1981	19
4.	LaDainian Tomlinson, 2007	18
	LaDainian Tomlinson, 2004	18
6.	LaDainian Tomlinson, 2003	17
7.	LaDainian Tomlinson, 2002	15
	Lance Alworth, 1964	15
9.	Tony Martin, 1996	14
	Lance Alworth, 1965	14

## POINTS SCORED

1.	LaDainian Tomlinson, 2006	186
2.	Nate Kaeding, 2009	146
3.	Nick Novak, 2013	144
4.	Nate Kaeding, 2006	136
5.	John Carney, 1994	135
6.	Nate Kaeding, 2008	127
7.	John Carney, 1993	124
8.	Nick Novak, 2011	122
9.	LaDainian Tomlinson, 2005	120
10.	Nate Kaeding, 2007	118
	John Carney, 1996	118
	Rolf Benirschke, 1980	118

#### FIELD GOALS

1. Nick Novak, 2013.....	34
John Carney, 1994.....	34
3. Nate Kaeding, 2009.....	32
4. John Carney, 1999.....	31
John Carney, 1993.....	31
6. John Carney, 1996.....	29
7. Nick Novak, 2011.....	27
Nate Kaeding, 2008.....	27
9. Josh Lambo, 2015.....	26
Nate Kaeding, 2006.....	26
John Carney, 1998.....	26
John Carney, 1992.....	26

#### FIELD GOAL ATTEMPTS

1. John Carney, 1993.....	40
2. John Carney, 1994.....	38
3. Nick Novak, 2013.....	37
4. John Carney, 1999.....	36
John Carney, 1996.....	36
Rolf Benirschke, 1980.....	36
7. Nate Kaeding, 2009.....	35
8. Nick Novak, 2011.....	34
9. Josh Lambo, 2015.....	32
Nate Kaeding, 2008.....	32
Wade Richey, 2001.....	32
John Carney, 1992.....	32
Dennis ParTEE, 1968.....	32

#### KICKOFF RETURN YARDS

1. Ronney Jenkins, 2001.....	1,541
2. Ronney Jenkins, 2000.....	1,531
3. Darren Sproles, 2005.....	1,528
4. Andre Coleman, 1995.....	1,411
5. Darren Sproles, 2008.....	1,376
6. Darren Sproles, 2009.....	1,300
7. Andre Coleman, 1994.....	1,293
8. Darren Sproles, 2010.....	1,257
9. Tim Dwight, 2004.....	1,222
10. Andre Coleman, 1996.....	1,210

#### KICKOFF RETURN TOUCHDOWNS

1. Ronney Jenkins, 2001.....	2
Andre Coleman, 1995.....	2
Andre Coleman, 1994.....	2
4. Micheal Spurlock, 2012.....	1
Richard Goodman, 2011.....	1
Darren Sproles, 2007, 2008.....	1
Tim Dwight, 2004.....	1
Ronney Jenkins, 2000.....	1
Rodney Harrison, 1997.....	1
Nate Lewis, 1991.....	1
(6) others with 1 each	

#### KICKOFF RETURNS

1. Ronney Jenkins, 2000.....	67
2. Darren Sproles, 2005.....	63
3. Andre Coleman, 1995.....	62
4. Ronney Jenkins, 2001.....	58
5. Andre Coleman, 1996.....	55
6. Darren Sproles, 2009.....	54
7. Darren Sproles, 2008.....	53
8. Darren Sproles, 2010.....	51
9. Tim Dwight, 2004.....	50
Leon Johnson, 2003.....	50

#### PUNT RETURN YARDS

1. Darrien Gordon, 1996.....	537
2. Eric Metcalf, 1997.....	489
3. Darrien Gordon, 1994.....	475
4. Leslie "Speedy" Duncan, 1965.....	464
5. Mike Fuller, 1979.....	448
6. Mike Fuller, 1978.....	436
Mike Fuller, 1976.....	436
8. Leslie "Speedy" Duncan, 1967.....	434
9. Mike Fuller, 1975.....	410
10. Lionel James, 1987.....	400

#### PUNT RETURN TOUCHDOWNS

1. Eric Metcalf, 1997.....	3
2. Darrien Gordon, 1994.....	2
Ron Smith, 1973.....	2
Leslie "Speedy" Duncan, 1965.....	2
5. Micheal Spurlock, 2012.....	1
Darren Sproles, 2007, 2009.....	1
Tim Dwight, 2001.....	1
Darrien Gordon, 1996.....	1
Andre Coleman, 1995.....	1
(10) others with 1 each	

#### PUNT RETURNS

1. Mike Fuller, 1979.....	46
2. Eric Metcalf, 1997.....	45
3. Mike Fuller, 1978.....	39
4. Eric Parker, 2006.....	37
5. Darrien Gordon, 1996.....	36
Darrien Gordon, 1994.....	36
Mike Fuller, 1975.....	36
Leslie "Speedy" Duncan, 1967.....	36
9. Mike Fuller, 1976.....	33
10. Latario Rachal, 1998.....	32
Lionel James, 1987.....	32



# CHARGERS 10 LONGEST

## RUNS FROM SCRIMMAGE

87t	—	Paul Lowe at Dallas Sept. 10, 1961
86t	—	Keith Lincoln at Oakland Sept. 30, 1962
85t	—	LaDainian Tomlinson vs. K.C. Dec. 17, 2006
83t	—	Michael Turner at Indianapolis Dec. 18, 2005
80t	—	Brad Hubbert vs. N.Y. Jets Dec. 24, 1967
76	—	LaDainian Tomlinson vs. Den. Dec. 1, 2002
76t	—	Keith Lincoln at Kansas City Oct. 20, 1963
74t	—	Michael Turner at Denver Oct. 7, 2007
73t	—	LaDainian Tomlinson vs. Minn. Nov. 9, 2003
		Chuck Muncie at Seattle, Nov. 16, 1981
73	—	Michael Turner vs. Tenn., Sept. 17, 2006

## PASS COMPLETIONS

99t	—	Humphries to Martin at Sea. Sept. 18, 1994
91t	—	Kemp to Lincoln at Denver Nov. 12, 1961
88t	—	Luther to Duckworth vs. Chi. Dec. 3, 1984
85t	—	Hadl to Alworth at Boston Oct. 17, 1965
		Rote to Alworth at Denver Oct. 6, 1963
84t	—	Hadl to Garrison at N.Y. Jets Oct. 5, 1968
83t	—	Leaf to Graham at Denver Nov. 19, 2000
82t	—	Rote to Alworth vs. N.Y. Jets Dec. 6, 1964
81t	—	Rivers to Sproles vs. Balt. Sept. 20, 2009
		Fouts to Joiner vs. Houston Oct. 17, 1976

## FIELD GOALS

57	—	Nate Kaeding at Tampa Bay Dec. 21, 2008
55	—	N. Kaeding vs. Kansas City Nov. 29, 2009
54	—	Josh Lambo vs. Pittsburgh Oct. 12, 2015
		Nate Kaeding at Baltimore Oct. 1, 2006
		John Carney at Kansas City Sept. 17, 2000
		John Carney vs. Buffalo Sept. 6, 1998
		John Carney vs. Seattle Nov. 10, 1991
53	—	Nick Novak vs. Denver Nov. 27, 2011
		Nate Kaeding at Atlanta Oct. 17, 2004
		Steve Christie at Buffalo Dec. 15, 2002
		John Carney vs. Seattle Sept. 1, 1996
		John Carney at N.Y. Jets Nov. 24, 1991
		(2) others with 53-yard field goals each

## PUNTS

82	—	Paul Maguire vs. Dallas Nov. 19, 1961
73	—	Dennis ParTEE at Denver Oct. 17, 1971
72	—	Mike Scifres at Buffalo Sept. 21, 2014
71	—	Mike Scifres vs. Oakland Nov. 10, 2011
		Mike Scifres at Baltimore Oct. 1, 2006
		Mike Scifres vs. Oakland Dec. 4, 2005
		Maury Buford at Denver Sept. 12, 1982
		John Hadl at Denver Nov. 8, 1964
70	—	Mike Scifres vs. Baltimore Nov. 25, 2007
68	—	Mike Scifres at Minnesota Sept. 27, 2015

## INTERCEPTION RETURNS

103t	—	Vencie Glenn vs. Denver Nov. 29, 1987
102t	—	Donald Frank at L.A. Raiders Oct. 31, 1993
100t	—	Leslie Duncan vs. Kansas City Oct. 15, 1967
99t	—	Shaun Gayle at N.Y. Giants Dec. 23, 1995
		Stanley Richard at Denver Sept. 4, 1994
		Gill Byrd at Kansas City Oct. 4, 1984
83t	—	Willie Clark at Oakland Sept. 22, 1996
80t	—	Quentin Jammer vs. Denver Oct. 15, 2012
		Coy Bacon at Denver Nov. 11, 1973
77t	—	Woodrow Lowe vs. Pittsburgh Nov. 18, 1979

## KICKOFF RETURNS

105t	—	Richard Goodman at Oakland Jan. 1, 2012
103t	—	Darren Sproles at Denver Sept. 14, 2008
		Keith Lincoln vs. N.Y. Titans Sept. 16, 1962
99t	—	Micheal Spurlock vs. Oakland Dec. 30, 2012
98t	—	Andre Coleman vs. San Francisco Jan. 29, 1995
		Gary Anderson at Denver, Nov. 17, 1985
95t	—	Nate Lewis vs. New Orleans, Nov. 17, 1991
94t	—	Jamie Holland vs. Kansas City Dec. 18, 1988
93t	—	Ronney Jenkins at Oakland Nov. 18, 2001
		R. Jenkins vs. New Orleans Sept. 10, 2000
		Anthony Miller at L.A. Rams, Nov. 20, 1988

## PUNT RETURNS

95t	—	Leslie Duncan vs. N.Y. Jets Nov. 24, 1968
90t	—	Darrien Gordon at L.A. Raiders Sept. 25, 1994
88t	—	Andre Coleman at Philadelphia Sept. 17, 1995
		Mike Fuller at New Orleans Oct. 9, 1977
85t	—	Eric Metcalf at Cincinnati Nov. 2, 1997
84t	—	Tim Dwight vs. Washington Sept. 9, 2001
		Ron Smith vs. New Orleans Nov. 18, 1973
83t	—	Eric Metcalf vs. Denver Nov. 30, 1997
82t	—	Paul Lowe at Boston Oct. 7, 1961
81t	—	Darrien Gordon vs. K.C. Sept. 29, 1996
		Lionel James vs. St. Louis, Sept. 20, 1987
		Leslie Duncan vs. Buffalo, Sept. 4, 1966

## FUMBLE RETURNS

86t	—	Eric Weddle vs. Atlanta Nov. 30, 2008
82t	—	Donnie Edwards at St. Louis Nov. 10, 2002
81t	—	Vencie Glenn vs. N.Y. Giants Oct. 22, 1989
79t	—	Marlon McCree vs. St. Louis Oct. 29, 2006
78t	—	Paul Bradford at San. Fran. Nov. 23, 1997
75t	—	Keith Browner (25 yds.) lateral to Sam Seale (50 yds.) at L.A. Rams Nov. 20, 1988
61t	—	Caraun Reid at Indianapolis Sept. 25, 2016
58t	—	Rick Redman vs. Miami Oct. 2, 1966
53t	—	Darrell Stuckey vs. New England Dec. 7, 2014
53	—	Henry Rolling at L.A. Raiders Oct. 6, 1991

## BLOCKED PUNT RETURNS

35t	—	Bob Zeman at Boston Oct. 7, 1961
21t	—	Derrie Nelson vs. Dallas Nov. 13, 1983
19	—	Pete Lazetich vs. Denver Sept. 24, 1972
5	—	Gene Selawski at Oak. (at S.F.) Oct. 22, 1961
4	—	Wayne Davis at Denver Nov. 17, 1985
3	—	Steve Heiden at Carolina Dec. 17, 2000
0s	—	Carlos Polk at Arizona Sept. 22, 2002
0t	—	Jacob Hester at Kansas City Oct. 25, 2009
		Darryll Lewis vs. Indianapolis Sept. 26, 1999
0	—	Corey Lynch at Oakland Sept. 10, 2012

## BLOCKED FIELD GOAL RETURNS

72t	—	Leslie Duncan vs. Denver Nov. 23, 1967
35	—	Tom Day vs. Kansas City Oct. 15, 1967
28	—	Jim Tolbert vs. St. Louis Nov. 15, 1971
27	—	Kenny Graham at Kansas City Nov. 15, 1964
25	—	Jeff Staggs vs. Houston, Oct. 25, 1970

## MISSED FIELD GOAL RETURNS

109t	—	Antonio Cromartie at Minnesota, Nov. 4, 2007 (NFL Record)
------	---	---

## OPPONENT 10 LONGEST

### RUNS FROM SCRIMMAGE

90t	—	Colin Kaepernick (at San Francisco) Dec. 20, 2014	37t	—	Frank Warren (New Orleans) Nov. 17, 1991
89t	—	Kenny King (at Oakland) Oct. 12, 1980	29t	—	Adam Hayward (at Tampa Bay) Nov. 11, 2012
81	—	Billy Sims (Detroit) Sept. 30, 1984	16	—	Randy McClanahan (at Oakland) Sept. 18, 1977
77	—	Napoleon Kaufman (at Oak.) Sept. 22, 1996	15	—	Walt Landers (Green Bay) Sept. 24, 1978
74t	—	Jack Spikes (at Dallas Texans) Sept. 10, 1961	14	—	Glen Cadrez (Kansas City) Oct. 13, 2002
71t	—	Corey Dillon (at Cincinnati) Nov. 2, 1997	9	—	Tyrone Braxton (Denver) Oct. 2, 1988
69t	—	Herman Heard (at K.C.) Oct. 14, 1984	5t	—	Hiram Eugene (at Oakland) Oct. 10, 2010
68	—	Henry Bell (at Denver) Oct. 16, 1960	2t	—	Jerry Robinson (L.A. Raiders) Nov. 20, 1986
66t	—	Zack Crockett (Indianapolis) Dec. 31, 1995	0s	—	Nick Schommer (Tennessee) Oct. 31, 2010
65t	—	James Starks (at Green Bay) Oct. 18, 2015			Rock Cartwright (at Oakland) Oct. 10, 2010

### PASS COMPLETIONS

99t	—	Green to Boerigter (at K.C.) Dec. 22, 2002	66	—	Tommy Casanova (at Cincinnati) Sept. 22, 1974
98t	—	Lee to Dewveall (at Houston) Nov. 25, 1962	65t	—	Matt Ware (at Philadelphia) Oct. 23, 2005
96t	—	Montana to Rice (San Fran.) Nov. 27, 1988	60	—	Louis Wright (at Denver) Nov. 17, 1985
93t	—	Morton to Watson (at Denver) Sept. 27, 1981	54t	—	Doug Evans (at Carolina) Dec. 17, 2000
90t	—	DeBerg to Birden (at K.C.) Nov. 18, 1990	42t	—	Ray McElroy (Indianapolis) Oct. 26, 1997
		Davidson to Dorsey (Oakland) Dec. 2, 1962	28	—	John Barmlett (Denver) Nov. 27, 1966
89t	—	O'Donnell to Stone (at Pit.) Sept. 1, 1991	17	—	Charlie West (Minnesota) Dec. 5, 1971
87t	—	Namath to Maynard (N.Y. Jets) Nov. 24, 1968	16	—	Mike Statton (Buffalo) Oct. 1, 1967
		Tripacko to Frazier (at Denver) Nov. 12, 1961			Fletcher Smith (Kansas City) Oct. 15, 1967
84t	—	Campbell to Kelly (Washington) Jan. 3, 2010			
		(4) other completions of 84t yards			

### INTERCEPTION RETURNS

102t	—	Louis Breeden (Cincinnati) Nov. 8, 1981	58	—	Dan Miller (Baltimore Colts) Dec. 26, 1982
99t	—	Janoris Jenkins (St. Louis) Nov. 23, 2014	56	—	Sebastian Janikowski (at Oakland) Oct. 9, 2016
		Kevin Ross (Kansas City) Sept. 6, 1992	55	—	Jason Elam (Denver) Nov. 7, 1999
96t	—	Ray Griffin (at Cincinnati) Nov. 11, 1979			Gary Anderson (at Pittsburgh) Nov. 25, 1984
91t	—	Chad Greenway (at Minnesota) Sept. 27, 2015	54	—	Neil Rackers (at Cincinnati) Sept. 8, 2002
		Fred Williamson (at Oakland) Sept. 30, 1962			Jason Elam (Denver) (3x) Last: Dec. 1, 2002
90t	—	Leroy Butler (at Green Bay) Sept. 15, 1996			Rian Lindell (Seattle) Dec. 30, 2001
		Deion Sanders (San Fran.) Dec. 11, 1994			Sebastian Janikowski (Oakland) Oct. 29, 2000
87t	—	Mark McMillian (Kansas City) Dec. 14, 1997			Kevin Butler (Chicago) Nov. 14, 1993
83t	—	Leonard Johnson (at Tampa Bay) Nov. 11, 2012			John Kasay (at Seattle) Nov. 10, 1991
					Norm Johnson (at Seattle) Oct. 6, 1986
					Raul Allegre (at Indianapolis) Nov. 4, 1984

### FUMBLE RETURNS

68	—	A.J. Duhe (Miami) Oct. 15, 1978	81	—	Dustin Colquitt (at Kansas City) Dec. 2, 2007
65t	—	Tony Carter (Denver) Oct. 15, 2012	79	—	Drew Butler (at Pittsburgh) Dec. 9, 2012
64t	—	Tyvon Branch (at Oakland) Oct. 10, 2010	77	—	Greg Montgomery (Houston) Sept. 19, 1993
63t	—	Joey Browner (at Minnesota) Sept. 2, 1984	75	—	Kevin Huber (Cincinnati) Dec. 1, 2013
63	—	Rob Ninkovich (New England) Oct. 24, 2010	74	—	Bob Grupp (at Kansas City) Nov. 4, 1979
62	—	Carlton Gray (at Seattle) Oct. 27, 1996	73	—	Shane Lechler (Oakland) Sept. 28, 2003
59t	—	George Atkinson (at Oakland) Nov. 25, 1973	72	—	Ryan Plackemeier (at Seattle) Dec. 24, 2006
55t	—	Robert Lyles (at Houston) Dec. 6, 1987			Chris Gardocki (Indianapolis) Oct. 26, 1997
54t	—	Mike Montgomery (Dallas) Nov. 5, 1972			Bob Scarpitto (at Denver) Oct. 22, 1967
52	—	Ray Abruzzese (New York Jets) Dec. 4, 1965			Jerrel Wilson (Kansas City) Sept. 29, 1963

### KICKOFF RETURNS

104t	—	Ira Mathews (at Oakland) Oct. 25, 1979			
103t	—	Percy Harvin (vs. Minnesota) Sept. 11, 2011			
101t	—	Leon Washington (at Seattle) Sept. 26, 2010			
		Brian Mitchell (at Washington) Dec. 6, 1998			
99t	—	Leon Washington (at Seattle) Sept. 26, 2010			
		Byron Hanspard (Atlanta) Dec. 7, 1997			
98t	—	Will Blackwell (Pittsburgh) Dec. 24, 2000			
97t	—	Cassius Vaughn (at Denver) Jan. 2, 2011			
		Tim Brown (at L.A. Raiders) Sept. 4, 1988			
96t	—	Dante Hall (at Kansas City) Nov. 28, 2004			

### PUNT RETURNS

94t	—	Dexter McCluster (at K.C.) Sept. 13, 2010			
92t	—	Rick Upchurch (at Denver) Oct. 3, 1976			
86t	—	Tamarick Vanover (at K.C.) Oct. 9, 1995			
82t	—	George Atkinson (at Oakland) Oct. 13, 1968			
82	—	Ray Buchanan (at Indianapolis) Nov. 3, 1996			
81	—	Dennis Northcutt (Cleveland) Nov. 5, 2006			
80t	—	Phillip Buchanon (Oakland) Dec. 28, 2003			
79t	—	Lemar Parrish (Cincinnati) Dec. 6, 1970			
78	—	Roger Bird (at Oakland) Oct. 29, 1967			
75	—	Rick Upchurch (at Denver) Sept. 17, 1978			

### BLOCKED PUNT RETURNS

37t	—	Frank Warren (New Orleans) Nov. 17, 1991			
29t	—	Adam Hayward (at Tampa Bay) Nov. 11, 2012			
16	—	Randy McClanahan (at Oakland) Sept. 18, 1977			
15	—	Walt Landers (Green Bay) Sept. 24, 1978			
14	—	Glen Cadrez (Kansas City) Oct. 13, 2002			
9	—	Tyrone Braxton (Denver) Oct. 2, 1988			
5t	—	Hiram Eugene (at Oakland) Oct. 10, 2010			
2t	—	Jerry Robinson (L.A. Raiders) Nov. 20, 1986			
0s	—	Nick Schommer (Tennessee) Oct. 31, 2010			
		Rock Cartwright (at Oakland) Oct. 10, 2010			

### BLOCKED FIELD GOAL RETURNS

66	—	Tommy Casanova (at Cincinnati) Sept. 22, 1974			
65t	—	Matt Ware (at Philadelphia) Oct. 23, 2005			
60	—	Louis Wright (at Denver) Nov. 17, 1985			
54t	—	Doug Evans (at Carolina) Dec. 17, 2000			
42t	—	Ray McElroy (Indianapolis) Oct. 26, 1997			
28	—	John Barmlett (Denver) Nov. 27, 1966			
17	—	Charlie West (Minnesota) Dec. 5, 1971			
16	—	Mike Statton (Buffalo) Oct. 1, 1967			
		Fletcher Smith (Kansas City) Oct. 15, 1967			

### FIELD GOALS

58	—	Dan Miller (Baltimore Colts) Dec. 26, 1982			
56	—	Sebastian Janikowski (at Oakland) Oct. 9, 2016			
55	—	Jason Elam (Denver) Nov. 7, 1999			
		Gary Anderson (at Pittsburgh) Nov. 25, 1984			
54	—	Neil Rackers (at Cincinnati) Sept. 8, 2002			
		Jason Elam (Denver) (3x) Last: Dec. 1, 2002			
		Rian Lindell (Seattle) Dec. 30, 2001			
		Sebastian Janikowski (Oakland) Oct. 29, 2000			
		Kevin Butler (Chicago) Nov. 14, 1993			
		John Kasay (at Seattle) Nov. 10, 1991			
		Norm Johnson (at Seattle) Oct. 6, 1986			
		Raul Allegre (at Indianapolis) Nov. 4, 1984			

### PUNTS

81	—	Dustin Colquitt (at Kansas City) Dec. 2, 2007			
79	—	Drew Butler (at Pittsburgh) Dec. 9, 2012			
77	—	Greg Montgomery (Houston) Sept. 19, 1993			
75	—	Kevin Huber (Cincinnati) Dec. 1, 2013			
74	—	Bob Grupp (at Kansas City) Nov. 4, 1979			
73	—	Shane Lechler (Oakland) Sept. 28, 2003			
72	—	Ryan Plackemeier (at Seattle) Dec. 24, 2006			
		Chris Gardocki (Indianapolis) Oct. 26, 1997			
		Bob Scarpitto (at Denver) Oct. 22, 1967			
		Jerrel Wilson (Kansas City) Sept. 29, 1963			

## OPPONENT TOP PERFORMANCES

### TEAM RUSHING YARDS (250+)

378 — at Minnesota Nov. 4, 2007  
 355 — at San Francisco Dec. 20, 2014  
 328 — at Denver Nov. 28, 1975  
 294 — Kansas City Dec. 18, 1966  
 277 — at Seattle Nov. 22, 1987  
 Houston Sept. 23, 1962  
 275 — Cleveland Sept. 29, 1985  
 273 — at Detroit Oct. 22, 1978  
 266 — at Houston Sept. 18, 1960  
 262 — Kansas City Oct. 27, 1974  
 256 — New England Oct. 16, 1977  
 255 — at Pittsburgh Oct. 31, 1976  
 251 — Oakland Dec. 5, 2010  
 New York Jets Sept. 4, 1983  
 at Houston Sept. 28, 1975

### TEAM RUSHING ATTEMPTS (50+)

61 — at Chicago Oct. 25, 1981  
 60 — at Denver Nov. 30, 1975  
 59 — at Oakland Sept. 18, 1977  
 56 — at Seattle Sept. 18, 1983  
 at Houston Sept. 28, 1975  
 55 — at Denver Oct. 17, 1971  
 54 — at Seattle Nov. 22, 1987  
 53 — Kansas City Nov. 12, 1978  
 52 — Oakland Dec. 5, 2010  
 at Pittsburgh Oct. 31, 1976  
 51 — Denver Nov. 27, 2011  
 New York Jets Sept. 4, 1983  
 New England Oct. 16, 1977  
 Oakland Oct. 5, 1975

### TOTAL NET YARDS (500+)

614 — at St. Louis Oct. 1, 2000 (163 R & 451 P)  
 591 — Seattle Dec. 29, 2002 (163 R & 428 P)  
 553 — at Oakland Sept. 22, 1996 (182 R & 371 P)  
 545 — Cincinnati Nov. 12, 2006 (128 R & 417 P)  
 537 — Kansas City Dec. 11, 1983 (131 R & 406 P)  
 536 — at Denver Nov. 19, 2000 (93 R & 443 P)  
 528 — at Minnesota Nov. 4, 2007 (378 R & 150 P)  
 526 — Minnesota Oct. 11, 1981 (93 R & 444 P)  
 524 — at St. Louis Nov. 10, 2002 (71 R & 453 P)  
 522 — Denver Nov. 29, 1987 (175 R & 347 P)  
 520 — at Oakland Jan. 1, 2012 (103 R & 417 P)  
 512 — at Seattle Oct. 6, 1986 (218 R & 294 P)  
 511 — at Philadelphia Sept. 15, 2013 (89 R & 422 P)  
 510 — N.Y. Titans Nov. 24, 1968 (142 R & 368 P)  
 506 — at Kansas City Oct. 14, 1984 (146 R & 360 P)  
 505 — at Denver Sept. 7, 1962 (121 R & 384 P)  
 504 — at New England Sept. 18, 2011 (94 R & 410 P)  
 503 — at Denver Jan. 3, 2016 (210 R & 293 P)  
 500 — at Washington Nov. 3, 2013 (209 R & 291 P)

### INDIVIDUAL RUSHING YARDS (145+)

296 — Adrian Peterson (at Minnesota) Nov. 4, 2007  
 183 — Hoyle Granger (Houston) Dec. 4, 1966  
 181 — Priest Holmes (Kansas City) Nov. 4, 2001  
 178 — Terrell Davis (Denver) Nov. 30, 1997  
 176 — Terrell Davis (at Denver) Nov. 19, 1995  
 169 — Eric Dickerson (Indianapolis) Oct. 23, 1988  
 Curt Warner (Seattle) Sept. 15, 1985  
 165 — Rashard Mendenhall (at Pit.) Oct. 4, 2009  
 162 — Priest Holmes (Kansas City) Nov. 30, 2003  
 161 — Mike Garrett (Kansas City) Dec. 18, 1966  
 159 — Clinton Portis (Denver) Dec. 1, 2002  
 158 — Frank Gore (at San Francisco) Dec. 20, 2014  
 157 — Michael Bush (Oakland) Nov. 10, 2011  
 151 — Colin Kaepernick (at San Francisco) Dec. 20, 2014  
 146 — Willie Parker (at Pittsburgh) Jan. 11, 2009  
 Woody Green (Kansas City) Oct. 27, 1974

### INDIVIDUAL RUSHING ATTEMPTS (35+)

36 — Walter Payton (at Chicago) Oct. 25, 1981  
 35 — Eric Dickerson (at Indianapolis) Nov. 8, 1987

### TEAM PASSING YARDS—GROSS (400+)

465 — at St. Louis Oct. 1, 2000  
 462 — at Denver Nov. 19, 2000  
 457 — St. Louis Sept. 20, 1987  
 453 — at St. Louis Nov. 10, 2002  
 450 — vs. Philadelphia Nov. 15, 2009  
 449 — Seattle Dec. 29, 2002  
 444 — Minnesota Oct. 11, 1981  
 440 — at Cincinnati Nov. 12, 2006  
 428 — at Philadelphia Sept. 15, 2013  
 424 — at Los Angeles Raiders Oct. 31, 1993  
 423 — at New England Sept. 18, 2011  
 417 — at Oakland Jan. 1, 2012  
 416 — Cincinnati Dec. 20, 1982  
 411 — Kansas City Dec. 11, 1983  
 404 — Indianapolis Sept. 26, 1999  
 402 — at Indianapolis Jan. 13, 2008  
 400 — at Oakland Sept. 22, 1996

### TEAM PASS COMPLETIONS (35+)

40 — Cincinnati Dec. 20, 1982  
 39 — Tennessee Oct. 3, 2004  
 37 — Kansas City Oct. 9, 1994  
 36 — at Denver Sept. 14, 2008  
 Tampa Bay Dec. 12, 2004  
 Jacksonville Oct. 10, 2004  
 Seattle Dec. 29, 2002  
 at St. Louis Nov. 10, 2002  
 New England Sept. 29, 2002  
 at Denver Nov. 19, 2000  
 at Denver Sept. 4, 1994  
 35 — Philadelphia Nov. 15, 2009  
 at Philadelphia Oct. 23, 2005  
 at Oakland Oct. 20, 2002

### TEAM PASSING ATTEMPTS (50+)

61 — St. Louis Sept. 20, 1987  
 58 — Tennessee Oct. 3, 2004  
 at Denver Nov. 19, 2000  
 57 — at Oakland Sept. 22, 1996  
 at Cleveland Sept. 7, 1981  
 56 — Philadelphia Nov. 15, 2009  
 Indianapolis Nov. 11, 2007  
 Cincinnati Dec. 20, 1982  
 55 — Kansas City Oct. 9, 1994  
 Houston Sept. 24, 1961  
 Houston Nov. 13, 1960  
 54 — at Philadelphia Oct. 23, 2005  
 Jacksonville Oct. 10, 2004  
 at New England Oct. 14, 2001  
 Indianapolis Sept. 26, 1999  
 at Kansas City Nov. 24, 1996  
 Kansas City Sept. 29, 1996  
 at Pittsburgh Jan. 15, 1995  
 53 — Kansas City Jan. 2, 2005  
 Seattle Dec. 29, 2002  
 New England Sept. 29, 2002  
 51 — at Cincinnati Jan. 5, 2014  
 Baltimore Nov. 25, 2012  
 at New York Giants Oct. 2, 1983  
 New York Jets Sept. 28, 1969  
 50 — Denver Oct. 13, 2016  
 Jacksonville Sept. 18, 2016  
 at Denver Sept. 14, 2008  
 Tampa Bay Dec. 12, 2004  
 at Buffalo Oct. 15, 2000 (OT)  
 at Denver Nov. 17, 1985  
 at Denver Sept. 7, 1962

### INDIVIDUAL PASSING YARDS (400+)

462 — Gus Frerotte (at Denver) Nov. 19, 2000  
 457 — Neil Lomax (St. Louis) Sept. 20, 1987  
 453 — Marc Bulger (at St. Louis) Nov. 10, 2002  
 450 — Donovan McNabb (Phi.) Nov. 15, 2009  
 449 — Matt Hasselbeck (Seattle) Dec. 29, 2002  
 444 — Tommy Kramer (Minnesota) Oct. 11, 1981  
 440 — Carson Palmer (at Cincinnati) Nov. 12, 2006  
 428 — Michael Vick (at Philadelphia) Sept. 15, 2013  
 424 — Jeff Hostetler (at L.A. Raiders) Oct. 31, 1993  
 423 — Tom Brady (at New England) Sept. 18, 2011  
 417 — Carson Palmer (at Oakland) Jan. 1, 2012  
 416 — Ken Anderson (Cincinnati) Dec. 20, 1982  
 411 — Bill Kenney (Kansas City) Dec. 11, 1983  
 404 — Peyton Manning (Indianapolis) Sept. 26, 1999  
 402 — Peyton Manning (at Ind.) Jan. 13, 2008

### INDIVIDUAL PASSING ATTEMPTS (50+)

61 — Neil Lomax (St. Louis) Sept. 20, 1987  
 58 — Billy Volek (Tennessee) Oct. 3, 2004  
 Gus Frerotte (at Denver) Nov. 19, 2000  
 57 — Brian Sipe (at Cleveland) Sept. 7, 1981  
 56 — Peyton Manning (Indianapolis) Nov. 11, 2007  
 Ken Anderson (Cincinnati) Dec. 20, 1982  
 55 — Donovan McNabb (Phi.) Nov. 15, 2009  
 Joe Montana (Kansas City) Oct. 9, 1994  
 George Blanda (Houston) Nov. 13, 1960  
 54 — Donovan McNabb (at Phi.), Oct. 23, 2005  
 Byron Leftwich (Jacksonville), Oct. 10, 2004  
 Tom Brady (at New England), Oct. 14, 2001  
 Peyton Manning (Ind.) Sept. 26, 1999  
 Neil O'Donnell (at Pittsburgh) Jan. 15, 1995  
 53 — Trent Green (Kansas City) Jan. 2, 2005  
 Matt Hasselbeck (Seattle) Dec. 29, 2002  
 Tom Brady (New England) Sept. 29, 2002  
 51 — Andy Dalton (at Cincinnati) Jan. 5, 2014  
 Joe Flacco (Baltimore) Nov. 25, 2012  
 Scott Brunner (at N.Y. Giants) Oct. 2, 1983  
 Joe Namath (New York Jets) Sept. 28, 1969  
 50 — Trevor Siemian (Denver) Oct. 13, 2016  
 Blake Bortles (Jacksonville) Sept. 18, 2016  
 Jay Cutler (at Denver) Sept. 14, 2008  
 Brian Griese (Tampa Bay) Dec. 12, 2004  
 John Elway (at Denver) Nov. 17, 1985

### INDIVIDUAL RECEIVING YARDS (170 YARDS+)

309 — Stephone Paige (at Kansas City) Dec. 22, 1985  
 260 — Chad Johnson (at Cincinnati) Nov. 12, 2006  
 214 — Charley Hennigan (at Houston) Dec. 3, 1961  
 197 — Carlos Carson (Kansas City) Oct. 25, 1987  
 196 — Marvin Harrison (Indianapolis) Sept. 26, 1999  
 193 — DeSean Jackson (at Philadelphia) Sept. 15, 2013  
 Larry Brunson (at Kansas City) Nov. 10, 1974  
 187 — Rod Smith (at Denver) Nov. 19, 2000  
 178 — Eddie Brown (Cincinnati) Sept. 16, 1990  
 Steve Watson (at Denver) Sept. 27, 1981  
 176 — Brian Brennan (at Cleveland) Dec. 21, 1986  
 174 — Julio Jones (at Atlanta) Oct. 23, 2016  
 T.Y. Hilton (at Indianapolis) Sept. 25, 2016  
 Art Monk (Washington) Sept. 21, 1986  
 173 — Derrick Alexander (Kansas City) Nov. 22, 1998  
 Todd Christensen (L.A. Raiders) Nov. 20, 1986  
 172 — Pierre Garcon (at Washington) Nov. 3, 2013  
 171 — Terrell Owens (San Francisco) Nov. 17, 2002  
 Jerry Rice (San Francisco) Nov. 27, 1988  
 Lionel Taylor (Denver) Dec. 10, 1960  
 170 — Eric Moulds (at Buffalo) Oct. 15, 2000 (OT)

**INDIVIDUAL TOUCHDOWNS–TOTAL (4+)**

- 4 — Harvey Williams (Oakland) Nov. 16, 1997
- Daryl Turner (Seattle) Sept. 22, 1985
- Marcus Allen (at L.A. Raiders) Sept. 24, 1984
- Frank Jackson (Kansas City) Dec. 13, 1964

**INDIVIDUAL RUSHING TOUCHDOWNS (3+)**

- 3 — Darrel Young (at Washington) Nov. 3, 2013
- Adrian Peterson (at Minnesota) Nov. 4, 2007
- Tatum Bell (Denver) Dec. 31, 2005
- Bam Morris (Kansas City) Nov. 22, 1998
- Gaston Green (at Denver) Sept. 22, 1991
- Marcus Allen (at L.A. Raiders) Oct. 28, 1985
- Marcus Allen (at L.A. Raiders) Sept. 24, 1984
- Booker Russell (at Oakland) Oct. 25, 1979
- Chuck Foreman (at Minnesota) Nov. 23, 1975
- Charlie Evans (at N.Y. Giants) Nov. 7, 1971
- George Blanda (at Houston) Sept. 18, 1960

**INDIVIDUAL TOUCHDOWN PASSES (4+)**

- 6 — Steve Young (San Francisco) Jan. 29, 1995
- 5 — Gus Frerotte (at Denver) Nov. 19, 2000
- Elvis Grbac (at Kansas City) Sept. 17, 2000
- Dave Kreig (Seattle) Sept. 15, 1985
- Marc Wilson (L.A. Raiders) Oct. 12, 1984
- 4 — Derek Carr (at Oakland) Oct. 12, 2014
- Peyton Manning (Denver) Nov. 10, 2013
- Drew Brees (at New Orleans) Oct. 7, 2012
- Aaron Rodgers (Green Bay) Nov. 6, 2011
- Carson Palmer (at Cincinnati) Dec. 26, 2010
- Jay Cutler (at Denver) Sept. 14, 2008
- Brett Favre (Green Bay) Dec. 14, 2003
- Jon Kitna (Cincinnati) Nov. 23, 2003
- Daunte Culpepper (Minnesota) Nov. 9, 2003
- Marc Bulger (at St. Louis) Nov. 10, 2002
- Rich Gannon (at Oakland) Nov. 18, 2001
- Kurt Warner (at St. Louis) Oct. 1, 2000
- Jeff George (at Minnesota) Nov. 28, 1999
- Rich Gannon (at Oakland) Nov. 14, 1999
- John Elway (Denver) Nov. 29, 1998
- John Elway (at Denver) Dec. 21, 1997
- Drew Bledsoe (at New England) Aug. 31, 1997
- 34 — Drew Bledsoe (New England) Dec. 1, 1996
- John Elway (at Denver) Oct. 6, 1996
- Dave Kreig (Seattle) Dec. 14, 1986
- 33 — Mark Malone (at Pittsburgh) Nov. 24, 1984
- 32 — Bill Kenney (Kansas City) Dec. 11, 1983
- Tommy Kramer (Minnesota) Oct. 11, 1981
- 31 — Craig Morton (at Denver) Sept. 27, 1981
- 30 — Jim Zorn (at Seattle) Nov. 27, 1977
- Joe Namath (New York Jets) Dec. 24, 1967
- Daryle Lamonica (Oakland) Dec. 3, 1967
- Len Dawson (Kansas City) Dec. 13, 1964
- George Blanda (at Houston) Dec. 3, 1961

**INDIVIDUAL TOUCHDOWN RECEPTIONS (3+)**

- 4 — Jerry Rice (San Francisco) Jan. 29, 1995
- Darryl Turner (Seattle) Sept. 22, 1985
- Frank Jackson (Kansas City) Dec. 13, 1964
- 3 — Emanuel Sanders (at Denver) Oct. 23, 2014
- Demaryius Thomas (Denver) Nov. 10, 2013
- Marques Colston (at New Orleans) Oct. 7, 2012
- Plaxico Burress (at New York Jets) Oct. 23, 2011
- Chad Johnson (Cincinnati) Nov. 23, 2003
- Shannon Sharpe (Denver) Nov. 16, 2003
- Isaac Bruce (at St. Louis) Nov. 10, 2002
- Jerry Rice (at Oakland) Nov. 18, 2001
- Sylvester Morris (at K.C.) Sept. 17, 2000
- Shannon Sharpe (at Denver) Oct. 6, 1996
- John Stallworth (at Pit.) Nov. 24, 1984
- Steve Largent (Seattle) Oct. 29, 1984
- Todd Christensen (L.A. Raiders) Dec. 1, 1983
- Gene Washington (at S.F.) Sept. 17, 1972
- Don Maynard (N.Y. Jets) Dec. 24, 1967
- Art Powell (at L.A. Raiders) Dec. 8, 1963
- Charley Hennigan (at Houston) Dec. 3, 1961

**TEAM SACKS (7+)**

- 10 — at Los Angeles Rams Oct. 4, 1970
- 8 — Green Bay Sept. 24, 1978
- at Washington Sept. 16, 1973
- Kansas City Dec. 8, 1968
- 7 — at Kansas City Dec. 28, 2014
- at St. Louis Oct. 17, 2010
- Kansas City Dec. 14, 1997
- Carolina Sept. 14, 1997
- at L.A. Raiders Oct. 18, 1987
- at Oakland Raiders Oct. 12, 1980
- Buffalo Nov. 20, 1960

**INDIVIDUAL SACKS (4+)**

- 4.5 — Hugh Douglas (Philadelphia) Oct. 18, 1998
- 4 — Justin Houston (at Kansas City) Dec. 28, 2014
- Kameron Wimbley (Oakland) Nov. 10, 2011
- Derrick Thomas (at K.C.) Nov. 8, 1992
- Al Baker (at Detroit) Oct. 22, 1978
- Wilbur Young (Kansas City) Oct. 19, 1975
- Ron Carpenter (Cincinnati) Sept. 30, 1973
- Lionel Aldridge (Green Bay) Oct. 12, 1970

**INDIVIDUAL INTERCEPTIONS (3+)**

- 4 — Kwamie Lassiter (at Arizona) Dec. 27, 1998
- Joe Lavender (at Washington) Dec. 7, 1980
- Vernon Perry (Houston) Dec. 29, 1979
- Willie Buchanon (Green Bay) Sept. 24, 1978
- Bobby Ply (at Dallas) Dec. 16, 1962
- 3 — Darryl Williams (at Seattle) Sept. 21, 1997
- Lloyd Burruss (at Kansas City) Oct. 19, 1986
- Kenny Easley (Seattle) Oct. 29, 1984
- Marc Murphy (Washington) Oct. 31, 1983
- Steve Foley (at Denver) Sept. 27, 1981
- Joe Lavender (at Washington) Dec. 7, 1980
- David Grayson (Oakland) Oct. 26, 1969
- David Grayson (at Oakland), Oct. 29, 1967
- Ron Hall (Boston) Sept. 20, 1964
- Carl Charon (at Buffalo) Oct. 13, 1962

**TOTAL FIRST DOWNS (30+)**

- at Denver Sept. 14, 2008
- Seattle Dec. 29, 2002
- at Denver Nov. 19, 2000
- at Seattle Nov. 22, 1987
- 33 — Cincinnati Nov. 23, 2003
- 32 — at Pittsburgh Oct. 4, 2009
- at Cincinnati Sept. 22, 1985
- 31 — Denver Nov. 29, 1987
- 30 — at Indianapolis Dec. 26, 2004
- at New England Oct. 14, 2001
- at Denver Sept. 4, 1994
- Seattle Sept. 15, 1985

**TIME OF POSSESSION (40:00)**

- 48:50 — at Chicago Oct. 25, 1981 (OT)
- 44:11 — at Denver Nov. 16, 2003
- 41:52 — at Dallas Oct. 26, 1980
- 41:48 — L.A. Raiders Nov. 21, 1993
- 41:35 — at Seattle Nov. 22, 1987
- 41:19 — Denver Nov. 29, 1987
- 40:20 — at Pittsburgh Oct. 4, 2009
- 40:03 — at Washington Nov. 3, 2013
- 40:02 — Kansas City Nov. 12, 1978 (OT)