



JACKSONVILLE JAGUARS

VS.

DENVER BRONCOS

2016 NFL WEEK 13 GAME RELEASE

SUNDAY, DEC. 4 | 1:00 P.M. EST | EVERBANK FIELD




TABLE OF CONTENTS

- 2..... **Media Information**
- 3..... **Game Notes**
- 5..... **Team Comparison**
- 6..... **Series History**
- 8..... **Hometown Heroes**
- 9..... **Bradley Notes**
- 10..... **Coaching Notes**
- 11..... **Offensive Notes**
 - 11 Nathaniel Hackett
 - 11-12..... Blake Bortles
 - 12-13..... Allen Robinson
 - 13-14..... Allen Hurns
 - 14 Julius Thomas
 - 14 Arrelious Benn
 - 14 Marqise Lee
- 15..... **Defensive Notes**
 - 15 Paul Posluszny
 - 15-16..... Telvin Smith
 - 16 Malik Jackson
 - 16 Tashaun Gipson
 - 16 Johnathan Cyprien
 - 17 Yannick Ngakoue
 - 17 Tyson Alualu
 - 17 Jarrod Wilson
- 18..... **Special Teams**
 - 18 Jason Myers
 - 18 Brad Nortman
 - 18 Marqise Lee
- 20..... **Last Time It Happened**
- 21..... **Jaguars 2016 Report**
- 23..... **Broncos 2016 Report**

Back Portion of Release

- Roster Information
- 2016 Statistics
- Player Bios
- Game Summaries
- Year-by-Year Statistics
- Jaguars Record Book
- League Statistics



JACKSONVILLE JAGUARS

ONE EVERBANK FIELD DRIVE | JACKSONVILLE, FL | 32202



WEEKLY GAME RELEASE

WWW.JAGUARS.COM | (904) 633-6000 | @JAGUARS

FOR IMMEDIATE RELEASE

TUESDAY, NOV. 29, 2016



JACKSONVILLE JAGUARS (2-9) vs. DENVER BRONCOS (7-4)

SUNDAY, DEC. 4, 2016 • 1:00 P.M. EST • EVERBANK FIELD (64,428)



Tad Dickman - Sr. Manager, Public Relations • Amanda Holt - Business Public Relations Strategy Manager • Alex Brooks - Public Relations Coordinator
Andy Esworthy - Public Relations Assistant • Gaby Moran - Public Relations Assistant • Dan Edwards - Senior Vice President, Communications

THE OVERVIEW

After two weeks on the road and four of their last five games away from home, the Jacksonville Jaguars (2-9) host the Denver Broncos (7-4) on Sunday, Dec. 4 at 1 p.m. EST at EverBank Field. The Jaguars have faced the Broncos nine times in the regular season, with Jacksonville leading the series, 5-4. In their last meeting, the Broncos defeated the Jaguars in Denver, 35-19, in Week 6 of the 2013 regular season. The Jaguars have a 3-1 record when facing the Broncos at home and the last time the two teams squared off at EverBank Field was when Jacksonville defeated Denver, 24-17, on Sept. 12, 2010.

DEFENSE MOVES FROM 24TH TO SIXTH

The Jaguars finished the 2015 season ranked 24th in total defense (15th against the run and 29th against the pass), but have moved up to sixth through Week 12 of the 2016 season (23rd against the run and third against the pass).

The Jaguars' jump from 24th in 2015 to sixth in 2016 (+18) in total defense is the second-largest increase from 2015 to 2016 in total defense (Philadelphia was ranked 30th in total defense in 2015 and is ranked eighth in 2016; +22).

The Jaguars' jump in pass defense rankings from 29th in 2015 to third through Week 12 in 2016 (+26) is the largest such jump in pass defense in the NFL this season. The second-largest jump in pass defense rankings was made by Philadelphia, who was ranked 28th against the pass in 2015 and is ranked 11th through Week 12 in 2016 (+17).

OPENING DRIVE TD

The Jaguars opened the game with an 11-play, 75-yard touchdown drive that resulted in a **Chris Ivory** two-yard TD run. It marked the team's first opening drive TD since Week 2 of the 2015 season vs. Miami (9/20/15). It also marked the first time the Jaguars have scored points on the opening drive in 2016. The team registered 64 rushing yards on nine carries (7.1 rush avg.), including 34 rushing yards from QB **Blake Bortles** and 30 rushing yards from Ivory on that opening drive.

The Jaguars opened with scoring drives on their first possession of each half. To open the second half, Bortles found WR **Marqise Lee** for a 20-yard TD. These two scores mark the first time the club has scored on its opening possessions in each half since 11/10/13 at Tennessee.

MALIK ON A MISSION

Fifth-year DT **Malik Jackson**, who was acquired as an unrestricted free agent from Denver on March 10, registered 2.0 sacks against the Bills, tying a career-high (10/13/13). His first sack came on a five-yard take-down of Bills QB **Tyrod Taylor** in the second quarter and his second was a five-yard takedown in the third quarter. The 2.0 sacks pushed Jackson's season sack total to 4.5 and he has now registered 18.5 career regular season sacks. Jackson has now registered a sack in back-to-back games for the first time this season and first time since Oct. 11, 2015 at Oakland and Oct. 18, 2015 at Cleveland. Jackson's last game with 2.0-plus sacks came on Oct. 13, 2013 against Jacksonville. Jackson needs 2.0 sacks over the final five games to set a career-high for sacks in a single season (6.0 in 2013).

Jackson was originally selected by Denver in the fifth round (137th overall) of the 2012 NFL Draft. As a Bronco, he played 62 games (24 starts) and registered 134 tackles, 14.5 sacks, two forced fumbles and 15 passes defensed.

ON THE CALL

TV BROADCAST INFORMATION: This week's game will be broadcast regionally on CBS and locally on WJAX 47. **Spero Dedes** will handle the play-by-play duties with **Solomon Wilcots** providing analysis.

LOCAL RADIO BROADCAST INFORMATION: WJXL 1010-AM/92.5-FM continues as the team's radio broadcast partner in 2016, along with simulcast partner WGNE 99.9-FM. Jaguars radio broadcasts feature play-by-play announcer **Frank Frangie** joining former Jaguars **Jeff Lageman** and **Tony Boselli** in the booth, with **Rick Ballou** reporting from the sidelines. Jaguars.com reporter **J.P. Shadrick** co-hosts game day studio coverage alongside **Mike Dempsey** for the Jaguars radio network. The Publix tail-gate show starts the gameday broadcast three hours prior to kickoff.

MEDIA SCHEDULE

Wednesday, Nov. 30

11:45 a.m. QB **Blake Bortles** available in TV studio
11:50-12:35 p.m. Locker room open for interviews
12:35 p.m. DC **Todd Wash** available in TV studio
1:00-1:25 p.m. Practice open to media
3:00 p.m. Head Coach **Gus Bradley** available in TV studio

WEDNESDAY CONFERENCE CALLS

Broncos: LB **Von Miller** at 3:10 p.m., HC **Gary Kubiak** at 3:20 p.m.
Jaguars: HC **Gus Bradley** at 10:30 a.m., DT **Malik Jackson** at 3:00 p.m.

Thursday, Dec. 1

10:30 a.m. OC **Nathaniel Hackett** available in TV studio
11:40-12:00 p.m. Practice open to media
1:30 p.m. Head Coach **Gus Bradley** available in TV studio
1:35-2:20 p.m. Locker room open for interviews

Friday, Dec. 2

10:00-10:20 a.m. Practice open to media
11:05 a.m. Head Coach **Gus Bradley** available in TV studio
11:10-12:00 p.m. Locker room open for interviews

Saturday, Nov. 3

(No media availability)

Sunday, Dec. 4

1:00 p.m. Kickoff vs. Denver Broncos

JAGUARS MEDIA

The Jaguars Public Relations department utilizes Jaguars.com/media to keep the media up-to-date with relevant materials. At this site, you will find press releases, weekly game releases, transcripts, updated player biographies, results, game books, as well as the 2016 Jaguars media guide. For a PDF version of the media guide, please visit: <http://prod.static.jaguars.clubs.nfl.com/assets/PDFs/MediaGuide/Jacksonville-Jaguars2016MediaGuide.pdf>

To be added to the Jaguars distribution list, please email **Gaby Moran** (morang@nfl.jaguars.com).

DIVISION STANDINGS

Team	W	L	T	PF	PA	Home	Road	Div	Conf	Streak
Texans	6	5	0	194	236	5-1	1-4	3-0	4-4	2L
Titans	6	6	0	308	296	3-3	3-3	1-3	3-5	1W
Colts	5	6	0	270	301	3-3	2-3	2-2	3-5	1L
Jaguars	2	9	0	214	293	1-4	1-5	1-2	1-7	6L

MEDIA INFORMATION



2016 SCHEDULE (2-9)

Date	Opponent	Time/Result
Sun. Sept. 11	GREEN BAY PACKERS	L, 27-23
Sun. Sept. 18	at San Diego Chargers	L, 38-14
Sun. Sept. 25	BALTIMORE RAVENS	L, 19-17
Sun. Oct. 2	INDIANAPOLIS COLTS	W, 30-27
Sun. Oct. 9	BYE WEEK	
Sun. Oct. 16	at Chicago Bears	W, 17-16
Sun. Oct. 23	OAKLAND RAIDERS	L, 33-16
Thur. Oct. 27	at Tennessee Titans	L, 36-22
Sun. Nov. 6	at Kansas City Chiefs	L, 19-14
Sun. Nov. 13	HOUSTON TEXANS	L, 24-21
Sun. Nov. 20	at Detroit Lions	L, 26-19
Sun. Nov. 27	at Buffalo Bills	L, 28-21
Sun. Dec. 4	DENVER BRONCOS	1:00 p.m. (CBS)
Sun. Dec. 11	MINNESOTA VIKINGS	1:00 p.m. (FOX)
Sun. Dec. 18	at Houston Texans	1:00 p.m. (CBS)
Sat. Dec. 24	TENNESSEE TITANS	1:00 p.m. (CBS)
Sun. Jan. 1	at Indianapolis Colts	1:00 p.m. (CBS)

All Game Times Eastern • Bold games: HOME



NFL SCHEDULE

Week 13

Thursday, December 1

Dallas at Minnesota 8:25 PM

Sunday, December 4

Kansas City at Atlanta 1:00 PM
 Miami at Baltimore 1:00 PM
 San Francisco at Chicago 1:00 PM
 Philadelphia at Cincinnati 1:00 PM
 Houston at Green Bay 1:00 PM
Denver at Jacksonville 1:00 PM
 Los Angeles at New England 1:00 PM
 Detroit at New Orleans 1:00 PM
 Buffalo at Oakland 4:05 PM
 Washington at Arizona 4:25 PM
 New York Giants at Pittsburgh 4:25 PM
 Tampa Bay at San Diego 4:25 PM
 Carolina at Seattle 8:30 PM

Monday, December 5

Indianapolis at New York Jets 8:30 PM

All Game Times Eastern

Bye: Tennessee, Cleveland



PRONUNCIATION GUIDE

Tyson Alualu	AH-loo AH-loo
Prince Amukamara	ah-MOO-kah-MAR-uh
A.J. Cann	CAN
Johnathan Cyprien	SIP-ree-en
Tashaun Gipson	tuh-SHAWN
Davon House	duh-VON
Abry Jones	A-bree
Yannick Ngakoue	yah-NEEK in-GAH-kway
Jared Odrick	ODD-rick
Jermei Parnell	Jeremy
Paul Posluszny	puz-LUZ-nee
Jeremiah Poutasi	po-tah-cee
Hayes Pullard III	puh-LARD
Robert Saleh	SAHL-uh
Dan Skuta	SKOO-tuh
Jarrod Wilson	Jared



RADIO AFFILIATES (17)

WJXL 1010 AM/92.5 FM Jacksonville (flagship)

Station	City	AM/FM	Station	City	AM/FM
WGNE	Jacksonville	99.9 FM	WIXC	Melbourne	1060 AM
WFOY	St. Augustine	102.1 FM	WBAW	Savannah, GA	1400 AM
WRUF	Gainesville	850 AM	WHFX	Brunswick, GA	107.7 FM
WHOG	Daytona Beach	95.7 FM	WIFO	Jesup, GA	105.5 FM
WDBO	Orlando	96.5 FM	WJEM	Valdosta, GA	1150 AM
WJHC	Jasper	107.5 FM	WKBX	Kingsland, GA	106.3 FM
WGLF	Tallahassee	104 FM	WZBX	Statesboro, GA	106.5 FM
WNZF	Palm Coast	1550 AM	WAYX	Waycross, GA	96.3 FM



TV AFFILIATES (12)

WJXT4 Jacksonville (flagship)

Station	City	Station	City
WSAV	Savannah, GA	WTAT	Charleston, S.C.
WJTC	Mobile, AL	WTVM	Columbus, GA
WJHG	Panama City	WNBW	Gainesville
WTVY	Dothan, AL	WIYC	Montgomery, AL
WCTV	Tallahassee	WKMG	Orlando
WSWG	Albany, GA		



2016 WEEKLY BROADCAST LINEUP



DAY	SHOW NAME	SHOW HOSTS	TIME	STATION
Monday	Jaguars Monday presented by Kangaroo	J.P. Shadrick, Tony Boselli, Pete Prisco	6-8 p.m.	1010 XL, 92.5, 99.9
	Jaguars All Access	Sam Kouvaris, Jeff Lageman, Sheldon Day	7-7:30 p.m.	WJXT-TV
Wednesday	Jaguars Live		8-8:30 p.m.	WJXT-TV
	The Gus Bradley Show	Gus Bradley, Jeff Lageman	6-7 p.m.	1010XL, 92.5, 99.9
Thursday	Jaguars Thursday presented by Kangaroo	J.P. Shadrick, Jeff Lageman, Tony boselli	7-8 p.m.	1010XL, 92.5, 99.9
	Jaguars Weekend		10:30-11 p.m.	WJXT-TV
Saturday Game day	Publix Tailgate Show	J.P. Shadrick, Mike Dempsey, others	3 hours before game	1010 XL, 92.5, 99.9
	Countdown to Kickoff	J.P. Shadrick, Mike Dempsey, others	1 hour before game	1010 XL, 92.5, 99.9
	Jaguars Game Day	Frank Frangie, Jeff Lageman, Tony Boselli, Rick Ballou		1010 XL, 92.5, 99.9
	Jaguars Postgame	J.P. Shadrick, Mike Dempsey, Jeff Lageman, Fred Taylor	Postgame	1010 XL, 92.5, 99.9
	Scoreboard Show	J.P. Shadrick, Mike Dempsey	1 hour after game ends	1010 XL, 92.5, 99.9

GAME NOTES

BY THE NUMBERS

10,085

QB **Blake Bortles** became the fastest player in team history to surpass 10,000 career passing yards (41 games) when he posted 126 passing yards in Week 12 at Buffalo. Bortles is the seventh player in the past 25 years to reach 10,000 yards in 41 games.

97

LB **Paul Posluszny** has produced 97 games with seven-or-more tackles, the second-most such games in the NFL since 2007 behind IND's **D'Qwell Jackson**.

81

Last Sunday against the Bills, QB **Blake Bortles** registered a career-high 81 rushing yards on eight carries. Bortles' 81 rushing yards also is a single game record for a quarterback in Jaguars history.

6.0

Third-round rookie DE **Yannick Ngakoue** registered his sixth sack of the season on a three-yard takedown of Bills QB **Tyrod Taylor** in the first quarter. Ngakoue's 6.0 sacks in 2016 are the third-most by a rookie in franchise history, trailing only **John Henderson's** 6.5 sacks in 2002 and **Tony Brackens'** rookie franchise record of 7.0 sacks in 1996.

5

With two passing TDs in Week 12, third-year QB **Blake Bortles** has thrown multiple TD passes in five consecutive games, marking the third-longest active streak in the NFL. Bortles trails TEN's **Marcus Mariota** (seven), G.B.'s **Aaron Rodgers** (six).

3RD

After 11 games, the Jaguars defense has allowed an average of only 116.6 passing yards per game, the third-fewest in the NFL.

JAGUARS MILESTONES

S **Tashaun Gipson** needs one INT to register his fourth consecutive season with multiple INTs. Below is a look at other Jaguars milestones on the horizon:

- QB **Blake Bortles** needs two TD passes against the Broncos to register a new franchise record of six consecutive games with multiple TD passes.
- WR **Marqise Lee** has registered 50-plus receiving yards in five of his past seven games entering Week 13 vs. Denver. Lee registered 50-plus receiving yards five times over his first 23 appearances from 2014-15.
- DL **Malik Jackson** needs 2.0 sacks to register a career high in sacks in a season (6.0, 2013).
- DE **Yannick Ngakoue** needs 1.0 sack to tie **Tony Brackens'** franchise rookie sack record (7.0) that was set in 1996.
- MLB **Paul Posluszny** needs eight tackles (92) to reach 100 tackles this season, marking his eighth season with 100-plus tackles.
- OLB **Telvin Smith** needs four tackles (320) to surpass **Jonathan Cyprien** (323) for the most tackles by a Jaguars player in his first three seasons.
- OLB **Telvin Smith** and MLB **Paul Posluszny** need at least five tackles each on Sunday against Denver to extend their consecutive games with five-plus tackles to 32 games (Smith) and 27 games (Posluszny).

2016 NFL STANDINGS

AFC East

Team	W	L	T	PF	PA	Home	Road	Div	Conf	Streak
Patriots	9	2	0	293	197	3-2	6-0	3-1	7-1	2W
Dolphins	7	4	0	249	240	5-1	2-3	2-1	5-3	6W
Bills	6	5	0	281	236	3-2	3-3	1-3	3-4	2W
Jets	3	8	0	196	266	1-4	2-4	1-2	3-5	3L

AFC North

Team	W	L	T	PF	PA	Home	Road	Div	Conf	Streak
Ravens	6	5	0	218	201	4-2	2-3	4-0	6-2	1W
Steelers	6	5	0	266	222	3-2	3-3	2-1	5-3	2W
Bengals	3	7	1	213	245	2-2-1	1-5	1-2	3-5	3L
Browns	0	12	0	197	352	0-6	0-6	0-4	0-8	12L

AFC South

Team	W	L	T	PF	PA	Home	Road	Div	Conf	Streak
Texans	6	5	0	194	236	5-1	1-4	3-0	4-4	2L
Titans	6	6	0	308	296	3-3	3-3	1-3	3-5	1W
Colts	5	6	0	270	301	3-3	2-3	2-2	3-5	1L
Jaguars	2	9	0	214	293	1-4	1-5	1-2	1-7	6L

AFC West

Team	W	L	T	PF	PA	Home	Road	Div	Conf	Streak
Raiders	9	2	0	307	275	4-2	5-0	2-1	6-1	5W
Chiefs	8	3	0	252	214	4-1	4-2	3-0	6-2	1W
Broncos	7	4	0	266	219	4-2	3-2	1-3	4-3	1L
Chargers	5	6	0	313	291	3-2	2-4	1-3	4-5	1W

NFC East

Team	W	L	T	PF	PA	Home	Road	Div	Conf	Streak
Cowboys	10	1	0	316	213	5-1	5-0	3-1	6-1	10W
Giants	8	3	0	231	213	5-1	3-2	2-1	5-3	6W
Redskins	6	4	1	280	264	4-2	2-2-1	2-2	4-3	1L
Eagles	5	6	0	254	213	4-1	1-5	0-3	3-6	2L

NFC North

Team	W	L	T	PF	PA	Home	Road	Div	Conf	Streak
Lions	7	4	0	247	238	5-1	2-3	2-2	5-2	3W
Vikings	6	5	0	218	192	4-1	2-4	1-3	4-5	1L
Packers	5	6	0	334	307	3-2	2-4	2-1	4-4	1W
Bears	2	9	0	178	264	2-3	0-6	2-1	2-5	3L

NFC South

Team	W	L	T	PF	PA	Home	Road	Div	Conf	Streak
Falcons	7	4	0	358	302	3-2	4-2	3-1	5-3	1W
Buccaneers	6	5	0	249	264	2-4	4-1	2-1	5-3	3W
Saints	5	6	0	334	307	3-3	2-3	1-2	4-3	1W
Panthers	4	7	0	276	281	3-3	1-4	1-3	4-4	1L

NFC West

Team	W	L	T	PF	PA	Home	Road	Div	Conf	Streak
Seahawks	7	3	1	224	187	5-0	2-3-1	1-1-13-3-1		1L
Cardinals	4	6	1	245	228	3-2-1	1-4	2-1-13-4-1		2L
Rams	4	7	0	170	236	1-4	3-3	2-1	3-5	2L
49ers	1	10	0	228	344	1-5	0-5	1-3	1-7	10L

2016 TEAM CAPTAINS

Third-year QB **Blake Bortles**, who set multiple franchise records in 2015, serves as the team's offensive captain for the second consecutive season. On defense, 10th-year LB **Paul Posluszny**, who has amassed 1,293 tackles in 124 games (all starts), serves as Jacksonville's defensive captain for the third consecutive season. For the special teams unit, LS **Carson Tinker** serves as the captain for the first time in his career. Tinker has played in all 60 games to begin his career.

GAME NOTES

2016 ROSTER FACTS

Oldest Jaguars Player: Chad Henne, 31, 7/2/85

Youngest Jaguars Player: Myles Jack, 21, 9/3/95

Heaviest Jaguars Player: Jermei Parnell, 323

Lightest Jaguars Player: Peyton Thompson, 189

Tallest Jaguars Player: Brandon Linder & Jermei Parnell, 6-6

Shortest Jaguars Player: Jason Myers & Josh Johnson, 5-10

Coaches who played football professionally: Doug Marrone (assistant head coach-offense & offensive line coach), Ron Middleton (tight ends coach/ assistant special teams coach), Tom Myslinski (strength and conditioning coordinator), Cedric Scott (assistant strength and conditioning coach), DeWayne Walker (defensive backs coach)

Most seasons with the Jaguars: Tyson Alualu, 7th season

Most NFL Seasons: Paul Posluszny, 10th season

College with the most Jaguars: Penn State, 4 – WR Allen Robinson, Paul Posluszny, DL Jared Odrick, DT Jordan Hill; Michigan, 3 – QB Chad Henne, RB Denard Robinson, S Jarrod Wilson; Florida State, 3 – CB Jalen Ramsey, LB Telvin Smith, WR Rashad Greene Sr.

Former 1st round picks: 6 – DE Tyson Alualu (2010 – Jaguars), DL Jared Odrick (2010 – Dolphins), CB Prince Amukamara (2011 – Giants), QB Blake Bortles (Jaguars – 2014), Dante Fowler Jr. (Jaguars – 2015), CB Jalen Ramsey (2016 – Jaguars)

Players with Super Bowl rings: 4 – CB Prince Amukamara, LB Arthur Brown, DL Malik Jackson, WR Bryan Walters

JAGUARS/BRONCOS REG. SEASON SERIES BREAKDOWN

Series Meetings:	9
Jaguars' Record:	5-4 (Home: 3-1/ Away 2-3)
First Game:	at DEN 31, JAX 23 (12/3/95)
Last Game:	at DEN 35, JAX 19 (10/13/13)
Current Streak:	1 Loss
Longest JAX Win Streak:	3 (9/23/07 – 9/12/10)
Longest DEN Win Streak:	2 (12/3/95 – 10/25/98)
Last JAX Home Win:	(9/12/2010): at JAX 24, DEN 17
Last JAX Home Loss:	(10/02/2005): DEN 20, at JAX 7
Last JAX Road Win:	(10/12/08): JAX 24, at DEN 17
Last JAX Road Loss:	(10/13/13) at DEN 35, JAX 19
JAX Shutouts:	None
DEN Shutouts:	None
Most JAX points:	30, (1/04/97): JAX 30, at DEN 27
Most DEN points:	42, (12/27/97): at DEN 42, JAX 17
Total JAX points:	165
Total DEN points:	201
Average JAX points:	18.3
Average DEN points:	22.3
Largest JAX Win:	9, (9/23/07): JAX 23, at DEN 14
Largest DEN Win:	25, (12/27/97): at DEN 42, JAX 17
Most Pts., Both Teams:	61, (10/25/98): at DEN 37, JAX 24
Fewest Pts., Both Teams:	13, (9/19/04): at JAX 7, BAL 6

JAGUARS/BRONCOS 2016 TEAM COMPARISONS

*All based on NFL Rankings

	Jaguars	Broncos
Record	2-9	7-4
Division Standing	4th (AFC South)	3rd (AFC West)
Turnover Margin	-15 (32nd)	+4 (T6th)
Offense		
Yds Per Game	334.2 (T23rd)	337.4 (19th)
Yds Per Play	5.13 (27th)	5.18 (25th)
Points Per Game	19.5 (26th)	24.2 (T13th)
Possession Average	28:51 (26th)	29:10 (25th)
Rushing Yds Per Game	96.3 (24th)	99.8 (19th)
Passing Yds Per Game	237.9 (21st)	237.5 (22nd)
Had Intercepted	13	8
Sacks Allowed/Yards	23/132	31/176
Fumbles/Lost	18/9	16/8
Third Down Pct.	36.5% (23rd)	39.2% (16th)
Red Zone TD Pct.	62.5% (T9th)	47.2% (27th)
Give-Aways	22	16
Defense		
Yds Per Game	320.9 (6th)	313.9 (4th)
Yds Per Play	5.04 (6th)	4.71 (2nd)
Points Per Game	26.6 (27th)	19.9 (9th)
Rushing Yds Per Game	116.6 (24th)	120.0 (27th)
Passing Yds Per Game	204.3 (3rd)	193.9 (1st)
Interceptions	3	10
Sacks/Yards	24/132	35/193
Opponents Fumbles/Lost	11/4	13/10
Third Down Pct.	42.0% (24th)	39.4% (5th)
Red Zone TD Pct.	55.3% (T16th)	51.4% (7th)
Take-Aways	7	20
Special Teams		
Punt-Average Yds (Gross)	46.4	45.9
Punt-Average Yds (Net)	37.8	41.5
Punt Returns-Avg. Per	6.3	8.3
Punt Returns-Avg. Per Allowed	14.5	6.8
Kickoff Returns-Avg. Per	22.2	22.5
Kickoff Returns-Avg. Per Allowed	18.4	21.4
Field Goals Made/Attempts	14/18	23/27
Penalties		
Penalties Against/Yds	85/809	87/704
Opp. Penalties Against/Yd	74/668	74/650

JAGUARS-BRONCOS CONNECTIONS

Player Connections

Jaguars DL **Malik Jackson** was originally selected by Denver in the fifth round (137th overall) of the 2012 NFL Draft. Jackson joined the Jaguars after spending four years with the Broncos and played in 62 regular season games (24 starts) and eight playoff contests (seven starts) during his time with the Broncos... Jaguars TE **Julius Thomas** was originally drafted by Denver in the fourth round (129th overall) of the 2011 Draft. Thomas spent four seasons with the Broncos before coming to Jacksonville... Broncos LB **Brandon Marshall** was initially selected by the Jaguars in the fifth round (142nd overall) of the 2012 NFL Draft. Marshall saw action in four of the Jaguars' first six games as a rookie before splitting time on the Jaguars' practice squad and active roster during the second half of the season.

2016 TEAM COMPARISON

JACKSONVILLE JAGUARS

BRONCOS DENVER

STATISTIC	JAX	OPP
TOTAL FIRST DOWNS	227	207
Rushing	49	70
Passing	151	111
Penalty	27	26
3rd Down: Made/Att	54/148	68/162
3rd Down Pct.	36.5%	42.0%
4th Down: Made/Att	5/12	5/9
4th Down Pct.	41.7%	55.6%
POSSESSION AVG.	28:51	31:09
TOTAL NET YARDS	3,676	3,530
Avg. Per Game	334.2	320.9
Total Plays	716	701
Avg. Per Play	5.1	5.0
NET YARDS RUSHING	1,059	1,283
Avg. Per Game	96.3	116.6
Total Rushes	252	316
NET YARDS PASSING	2,617	2,247
Avg. Per Game	237.9	204.3
Sacked/Yards Lost	23/132	24/132
Gross Yards	2,749	2,379
Attempts/Completions	441/263	361/235
Completion Pct.	59.6%	65.1%
Had Intercepted	13	3
PUNTS/AVERAGE	52/46.4	53/46.9
NET PUNTING AVG.	37.8	43.1
PENALTIES/YARDS	85/809	74/668
FUMBLES/BALL LOST	18/9	11/4
TOUCHDOWNS	24	31
Rushing	4	13
Passing	20	15
Returns	0	3

STATISTIC	DEN	OPP
TOTAL FIRST DOWNS	214	217
Rushing	60	65
Passing	130	126
Penalty	24	26
3rd Down: Made/Att	60/153	58/157
3rd Down Pct.	39.2%	36.9%
4th Down: Made/Att	6/9	5/12
4th Down Pct.	66.7%	41.7%
POSSESSION AVG.	29:10	30:50
TOTAL NET YARDS	3,711	3,453
Avg. Per Game	337.4	313.9
Total Plays	717	733
Avg. Per Play	5.2	4.7
NET YARDS RUSHING	1,098	1,320
Avg. Per Game	99.8	120.0
Total Rushes	302	310
NET YARDS PASSING	2,613	2,133
Avg. Per Game	237.5	193.9
Sacked/Yards Lost	31/176	35/193
Gross Yards	2,789	2,326
Attempts/Completions	384/232	388/219
Completion Pct.	60.4%	56.4%
Had Intercepted	8	10
PUNTS/AVERAGE	54/45.9	55/49.9
NET PUNTING AVG.	41.5	43.4
PENALTIES/YARDS	87/704	74/650
FUMBLES/BALL LOST	16/8	13/10
TOUCHDOWNS	28	22
Rushing	8	10
Passing	17	10
Returns	3	2

2016 OFFENSIVE LEADERS		
Category	Player	Total
Scoring	Jason Myers	66
Pass Completions	Blake Bortles	263
Pass Attempts	Blake Bortles	441
Completion Pct.	Blake Bortles	59.6%
Passing Yards	Blake Bortles	2,749
Passing TDs	Blake Bortles	20
Passing INTs	Blake Bortles	13
Passer Rating	Blake Bortles	80.6
Yards Per Attempt	Blake Bortles	6.2
Rushes	Chris Ivory	93
Rushing Yards	Chris Ivory	350
Rushing Avg.	Chris Ivory	3.8
Rushing TDs	Chris Ivory	2
Receptions	Allen Robinson	53
Receiving Yards	Allen Robinson	591
Reception Avg.	Allen Hurns	13.6
Receiving TDs	Allen Robinson	6

2016 OFFENSIVE LEADERS		
Category	Player	Total
Scoring	Brandon McManus	94
Pass Completions	Trevor Siemian	195
Pass Attempts	Trevor Siemian	325
Completion Pct.	Trevor Siemian	60.0%
Passing Yards	Trevor Siemian	2,396
Passing TDs	Trevor Siemian	15
Passing INTs	Trevor Siemian	7
Passer Rating	Trevor Siemian	89.2
Yards Per Attempt	Trevor Siemian	7.4
Rushes	Devontae Booker	128
Rushing Yards	Devontae Booker	475
Rushing Avg.	Devontae Booker	3.7
Rushing TDs	Devontae Booker	2
Receptions	Emmanuel Sanders	61
Receiving Yards	Emmanuel Sanders	830
Reception Avg.	Emmanuel Sanders	13.6
Receiving TDs	Demaryius Thomas	5

SERIES HISTORY



DENVER BRONCOS 35, JACKSONVILLE JAGUARS 19
Oct. 13, 2013 • Sports Authority Field at Mile High • Denver, CO



	1	2	3	4	OT	TOTAL	FG (MADE) & MISSED
JACKSONVILLE JAGUARS	0	12	7	0	---	19	Scobee (50) (30)
DENVER BRONCOS	14	0	14	7	---	35	

In their best outing to date, the Jaguars challenged the undefeated Broncos and stayed within two points of the lead midway through the third quarter before falling 35-19. Justin Blackmon sparked the Jacksonville offense with 14 receptions for 190 yards, making up for the loss of Cecil Shorts to a shoulder injury on the third play of the game. But the Broncos were led by Knowshon Moreno's three rushing touchdowns and his seven receptions for 62 yards. Denver took a 14-0 lead in the first quarter on Peyton Manning touchdown passes to Julius Thomas and Wes Welker, but the Jaguars did all of the scoring in the second period with two Josh Scobee field goals from 50 and 30 yards and a 59-yard interception return for a touchdown by Paul Posluszny in the final minute of the first half. A failed two-point conversion kept the Jaguars from evening the score and left it at 14-12 at halftime. The Broncos opened the second half with an 80-yard drive capped by Moreno's first scoring run, but the Jaguars answered with an 80-yard drive of their own, highlighted by Maurice Jones-Drew's 28-yard run and three Chad Henne completions, and Jones-Drew's five-yard touchdown run made it 21-19. Denver responded on the next series with another 80-yard touchdown drive for Moreno's second score, and on their next possession they drove to the Jacksonville four-yard line where a fumbled snap was recovered by Mike Harris. But the Jaguars failed to take advantage when Henne was intercepted five plays later, leading to Moreno's third touchdown of the day for a 35-19 lead. The Jaguars' final two possessions ended in a failed fourth down and an interception. The two quarterbacks had similar completion percentages and yards, with Henne completing 27 of 42 for 303 yards and two interceptions, and Manning completing 28 of 42 for 295 yards with two touchdowns and one interception.

Team	Q	Time	Scoring Play	Drive
DEN	1	12:09	J. Thomas 3 yd. pass from P. Manning (M. Prater kick)	6-27, 2:02
DEN	1	2:44	W. Welker 20 yd. pass from P. Manning (M. Prater kick)	12-95, 6:08
JAX	2	12:18	J. Scobee 50 yd. Field Goal	10-48, 4:26
JAX	2	5:43	J. Scobee 30 yd. Field Goal	8-28, 2:20
JAX	2	0:36	P. Posluszny 59 yd. interception return (pass failed)	
DEN	3	12:16	K. Moreno 1 yd. run (M. Prater kick)	8-80, 2:44
JAX	3	7:43	M. Jones-Drew 5 yd. run (J. Scobee kick)	9-80, 4:33
DEN	3	4:02	K. Moreno 8 yd. run (M. Prater kick)	8-80, 3:41
DEN	4	9:09	K. Moreno 3 yd. run (M. Prater kick)	5-41, 2:19



TEAM STATS

	DEN	JAX
First Downs (Run-Pass-Pen)	26(8-14-4)	20(4-15-1)
Total Yards-Plays-Avg.	407-71-5.7	362-71-5.1
Rushing Yards-Attempts-Avg.	112-29-3.9	71-27-2.6
Net Yards Passing (Sacked-Yds)	295 (0-0)	291 (2-12)
Att-Comp-Int	42-28-1	42-27-2
Third Down Conversions (%)	7-13 (54%)	5-14 (36%)
Fourth Down Conversions (%)	1-1 (100%)	0-3 (0%)
Punts-Avg.	3-43.0	3-45.0
Fumbles-Lost	3-2	2-0
Penalties-Yards	4-31	7-62
Time of Possession	28:45	31:15



INDIVIDUAL STATS

JAGUARS							BRONCOS										
RUSHING							RUSHING										
M. Jones-Drew	ATT	YDS	AVG	LG	TD		K. Moreno	ATT	YDS	AVG	LG	TD					
D. Robinson	1	2	2.0	2	0		D. Bruton	1	35	35.0	35	0					
W. Ta'ufou'ou	1	1	1.0	1	0		R. Hillman	4	20	5.0	11	0					
J. Forsett	1	0	0.0	0	0		M. Ball	3	15	5.0	15	0					
B. Anger	1	0	0.0	0	0		A. Caldwell	1	7	7.0	7	0					
J. Todman	1	0	0.0	0	0		P. Manning	5	-7	-1.4	0	0					
C. Henne	2	-3	-1.5	1	0		Total	29	112	3.9	35	3					
Total	27	71	2.6	28	1		PASSING										
PASSING							PASSING										
C. Henne	ATT	CMP	YDS	SK/YD	TD	LG	IN	RT	P. Manning	ATT	CMP	YDS	SK/YD	TD	LG	IN	RT
C. Henne	42	27	303	2/12	0	23	2	65.9	P. Manning	42	28	295	0/0	2	42	1	92.9
Total	29	13	182	2/7	2	31	1	74.2	Total	42	28	295	0/0	2	42	1	92.9
RECEIVING							RECEIVING										
J. Blackmon	REC	YDS	AVG	LG	TD		K. Moreno	REC	YDS	AVG	LG	TD					
M. Brown	4	49	12.3	19	0		W. Welker	6	63	10.5	26	1					
J. Forsett	3	18	6.0	14	0		E. Decker	5	50	10.0	23	0					
C. Harbor	2	29	14.5	23	0		J. Thomas	4	78	26.0	42	0					
M. Jones-Drew	2	3	1.5	4	0		R. Hillman	2	16	8.0	11	0					
A. Sanders	1	9	9.0	9	0		J. Dreessen	1	4	4.0	4	0					
W. Ta'ufou'ou	1	5	5.0	5	0		Total	28	295	10.5	42	2					
Total	27	303	11.2	23	0		INTERCEPTION: 2 (K. Webster, D. Trevathan)										
INTERCEPTION: 1 (P. Posluszny)							SACKS: 2.0 M. Jackson (-12 yds)										
TACKLES (TOP 3): M. Harris 8 (7 solo), P. Posluszny 7 (7 solo), W. Blackmon 7 (5 solo)							TACKLES (TOP 3): C. Harris 11 (10 solo), M. Jackson 7 (5 solo), D. Ihenacho 6 (6 solo)										

SERIES HISTORY



JAGUARS ALL-TIME 300+ PASSING GAMES vs. DENVER



The Jaguars have posted two 300-yard passing games vs. the Broncos in franchise history. The Jaguars have a 0-2 record in such games.

PLAYER	PERFORMANCE	DATE	RESULT
Chad Henne	303 yards	Oct. 13, 2013, at Denver.....	L, 19-35
Mark Brunell.....	353 yards	Oct. 25, 1998, at Denver.....	L, 24-37



JAGUARS ALL-TIME 100+ RECEIVING GAMES vs. DENVER



The Jaguars have posted four 100-yard receiving games vs. the Broncos in franchise history. The Jaguars have a 0-3 record in such games.

PLAYER	PERFORMANCE	DATE	RESULT
Justin Blackmon	190 yards	Oct. 13, 2013, at Denver.....	L, 19-35
Jimmy Smith	109 yards	Oct. 2, 2005, vs. Denver.....	L, 7-20
Jimmy Smith	121 yards	Oct. 25, 1998, at Denver.....	L, 24-37
Keenan McCardell.....	113 yards	Oct. 25, 1998, at Denver.....	L, 24-37



JAGUARS ALL-TIME 100+ RUSHING GAMES vs. DENVER

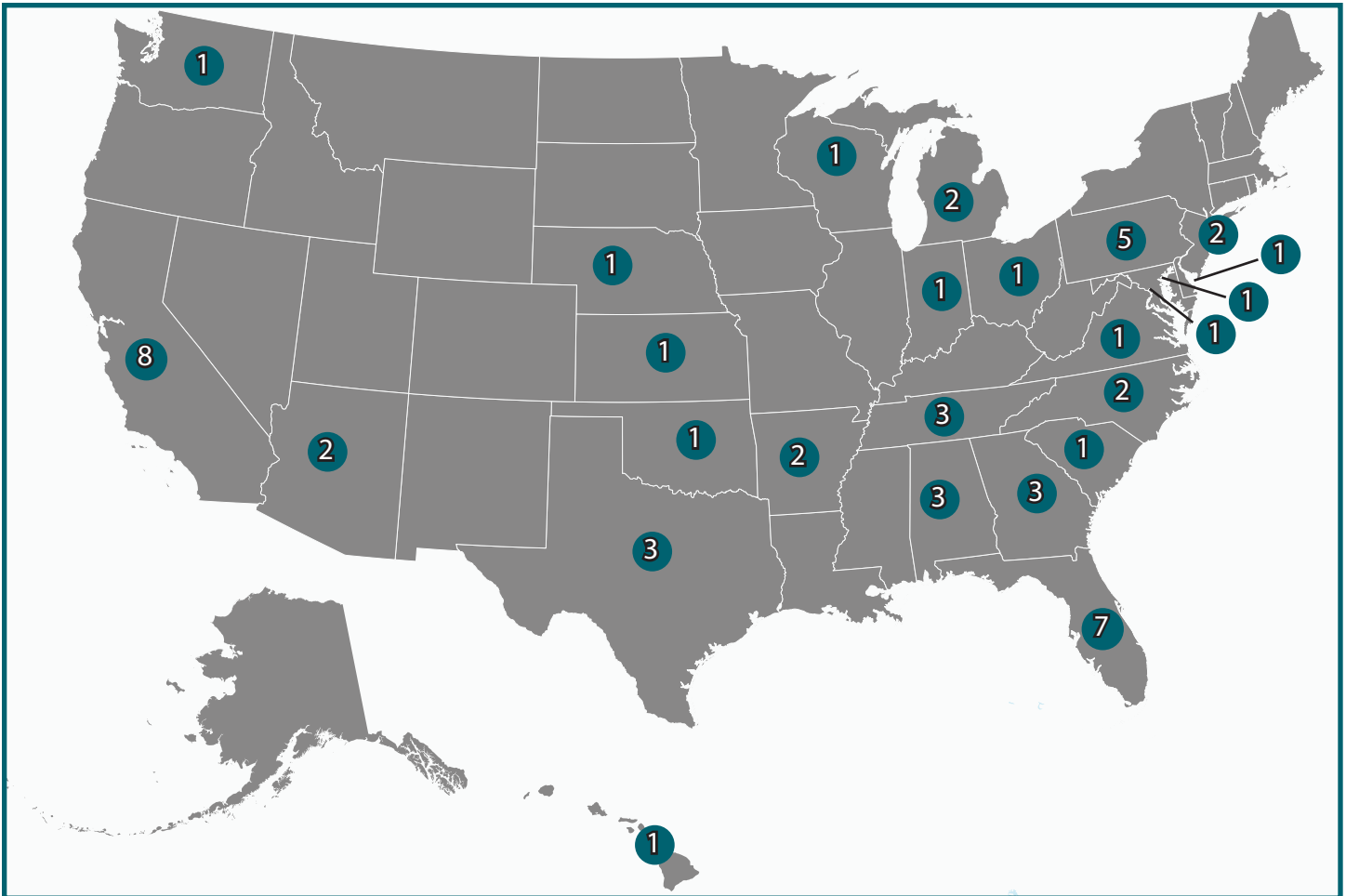


The Jaguars have posted one 100-yard rushing games vs. the Broncos in franchise history. The Jaguars have a 1-0 record in such games.

PLAYER	PERFORMANCE	DATE	RESULT
Maurice Jones-Drew.....	125 yards	Oct. 12, 2008, at Denver.....	W, 24-17

HOMETOWN HEROES

The Jaguars players represent 24 states. Below is a breakdown.



ALABAMA (3)

Corey Grant
Sen'Derrick Marks
T.J. Yeldon

ARKANSAS (2)

Brandon Allen
Jermy Parnell

ARIZONA (1)

Myles Jack

CALIFORNIA (8)

Marqise Lee
Peyton Thompson
Davon House
Hayes Pullard III
Julius Thomas
Malik Jackson
Jason Myers
Jeremiah Poutasi

DISTRICT OF COLUMBIA (1)

Arrelious Benn

DELAWARE (1)

Alex Ellis

FLORIDA (7)

Blake Bortles
Denard Robinson
Josh Johnson
Johnathan Cyprien
Dante Fowler Jr.
Brandon Linder
Allen Hurns

GEORGIA (3)

Rashad Greene Sr.
Abry Jones
Telvin Smith

HAWAII (1)

Tyson Alualu

INDIANA (1)

Sheldon Day

KANSAS (1)

Arthur Brown

MARYLAND (1)

Yannick Ngakoue

MASSACHUSETTS (1)

Prince Amukamara

MICHIGAN (2)

Allen Robinson
Dan Skuta

NEBRASKA (1)

Chris Reed

NEW JERSEY (1)

Neal Sterling

NORTH CAROLINA (2)

Tyler Shatley
Chris Smith

OHIO (1)

Jarrod Wilson

OKLAHOMA (1)

Aaron Colvin

PENNSYLVANIA (5)

Chad Henne
Paul Posluszny
Jared Odrick
Ben Koyack
Jordan Hill

SOUTH CAROLINA (1)

A.J. Cann

TENNESSEE (2)

Jalen Ramsey
Carson Tinker

TEXAS (3)

Chris Ivory
Tashaun Gipson
Kelvin Beachum

VIRGINIA (1)

Josh Wells

WASHINGTON (1)

Bryan Walters

WISCONSIN (1)

Brad Nortman

BRADLEY NOTES

BRADLEY'S BIO



Gus Bradley was named the fifth head coach in Jacksonville Jaguars history on Jan. 17, 2013, and has led the Jaguars to a 14-45 (.237) record in his four seasons at the helm. Bradley improved the offense from 31st in the NFL in 2014 to 18th in 2015, when the team finished 5-11 (0.313). The 24-year coaching veteran (10th NFL season) oversaw the NFL's youngest roster in 2014, (Jacksonville rookies combined for an NFL-leading 82 starts) finishing third in the AFC South at 3-13 (.188).

In 2013, Bradley's debut as head coach, the Jaguars posted a 4-12 (.250) record, also finishing third in the division standings. That season, Jacksonville saw 31 newcomers and rookies combine to make 44 starts, with 20 rookies or first-year players listed on the final 53-man roster. Six of the Jaguars' first eight games were against 2013 playoff teams and the club played seven games overall against postseason contenders, including both Super Bowl XLVIII participants (Denver and Seattle).

BRADLEY'S SPLITS AS HEAD COACH (2013-16 seasons)

Career Record: 14-45 (.237)
at Home: 9-20 (.310)*
on Road: 5-25 (.167)
vs. AFC: 12-32 (.273)
vs. AFC South: 7-14 (.333)
vs. NFC: 2-13 (.133)

* Includes 2-2 at Wembley Stadium

SIGNATURE IMPACT

Following Head Coach **Gus Bradley's** "All About The Ball" philosophy, the Jaguars rank among the NFL's best in several defensive categories since the start of 2013.

JAGUARS TEAM DEFENSIVE RANKINGS (2013-16 seasons)

Category	Total	NFL Rank
Defensive Sack-Fumbles.....	30	1
Def. Fumble Rec. TDs	5	1t
Def. Fumble Recoveries	37	12
Forced Fumbles	54	14
Opponent Rushing Avg.	4.04	14



JAX COACHING HISTORY

Name (Years)	W-L	W%
Gus Bradley (2013-16)	14-45237
Mike Mularkey (2012)	2-14125
Mel Tucker* (2011)	2-3400
Jack Del Rio (2003-11)	68-71489
Tom Coughlin (1995-2002)	68-60531

* Tucker was interim head coach for last five games in 2011

BRADLEY'S TIMELINE

Team	Position	Years
Jacksonville Jaguars	Head Coach	2013-16
Seattle Seahawks	Defensive Coordinator	2009-12
Tampa Bay Buccaneers	Linebackers Coach	2007-08
Tampa Bay Buccaneers	Defensive Quality Control	2006
North Dakota State	Asst. HC/Defensive Coordinator/LBs	2005
North Dakota State	Asst. Head Coach/Linebackers	2003-04
North Dakota State	Asst. HC/Defensive Coordinator/LBs	2000-02
North Dakota State	Defensive Coordinator/Linebackers	1997-99
North Dakota State	Linebackers Coach	1996
Fort Lewis College	Defensive Coordinator/Linebackers	1992-95
North Dakota State	Graduate Assistant	1990-91

NFL BACKGROUND

WITH THE SEAHAWKS (2009-12): Bradley spent four seasons (2009-12) with the Seattle Seahawks as defensive coordinator and played a vital role in the club advancing to the postseason twice. The Seahawks posted an 11-5 mark in 2012, the third-best in franchise history, and advanced to the divisional round of the playoffs.

- Bradley developed the Seattle defense into one of the NFL's top units during his tenure. The Seahawks ranked sixth in the NFL in total defense (319.2 yards per game) from 2011-12, third in points per game (17.5), fifth in takeaways (62), first in opponents passer rating (73.2) and fifth in interceptions (40).

- Under Bradley's direction in 2012, the Seahawks led the NFL by allowing a franchise-record low 15.3 points per game despite playing with the third-youngest (25 years, 195 days) defensive starting unit in the league. The Seahawks allowed a franchise-low 306.2 yards per game which ranked fourth in the NFL, finishing 10th against the run (103.1) and sixth against the pass (203.1).

- Also in 2012, Seattle ranked in the top 10 in multiple categories. They were second in fewest TDs allowed in the second half (11), third in second half points allowed (119), fourth in opponent yards per rush attempt (3.79), fifth in turnover differential (+8), fifth in most takeaways (31) and seventh in points allowed per game (19.7).

- Bradley's group sent three players to the 2012 Pro Bowl, with S **Earl Thomas** voted as a starter. He was joined in Hawaii by fellow secondary mates, S **Kam Chancellor** and CB **Brandon Browner**. In Bradley's first year as defensive coordinator, the Seahawks posted two shutouts at home, their first time doing so since 1986.

WITH THE BUCCANEERS (2006-08): Bradley spent three years (2006-08) with the Tampa Bay Buccaneers under Defensive Coordinator **Monte Kiffin**, serving the last two as linebackers coach after joining the Bucs in 2006 as their defensive quality control coach. LB **Derrick Brooks** earned Pro Bowl appearances in 2007 and 2008 under Bradley's guidance.

COACHING NOTES

JAGUARS COACHING STAFF

Position	Name	Yrs w/JAX	NFL Exp.	Previous Position (Team, Years)
Head Coach	Gus Bradley	4	10 years	Defensive Coordinator (Seahawks, 2009-12)
Assistant to Head Coach	Tyler Wolf	4	4 years	Special Teams Coordinator (Tenn. Tech, 2011-12)
OFFENSE:				
Offensive Coordinator	Nathaniel Hackett	2	8 years	Quarterbacks Coach (Jaguars, 2015-16)
Asst. Head Coach-Offense/Offensive Line Coach	Doug Marrone	2	11 years	Head Coach (Bills, 2013-14)
Wide Receivers Coach	Jerry Sullivan	5	23 years	Wide Receivers Coach (49ers, 2005-10)
Assistant Wide Receivers Coach	Tony Sorrentino	4	4 years	Offensive Quality Control (Jaguars, 213-15)
Running Backs Coach	Kelly Skipper	2	10 years	Running Backs Coach (Raiders, 2009-14)
Tight Ends/Assistant Special Teams Coach	Ron Middleton	4	7 years	Special Teams Coordinator (Duke, 2008-12)
Offensive Coaches Associate	Chris O'Hara	3	3 years	Defensive Assistant (Miami, 2011-13)
Assistant Offensive Line Coach	John Benton	1	13 years	Offensive Line Coach (Miami, 2014-15)
Offensive Quality Control Coach	John Donovan	1	1 year	Offensive Coordinator/TEs (Penn State, 2014-15)
DEFENSE:				
Defensive Coordinator	Todd Wash	4	10 years	Def. Line/Run Game Coordinator (Jaguars, 2013-15)
Linebackers Coach	Robert Saleh	3	12 years	Defensive Quality Control Coach (Seattle, 2011-13)
Defensive Backs Coach	DeWayne Walker	4	11 years	Head Coach (New Mexico St., 2009-12)
Assistant Linebackers Coach	Scottie Hazelton	3	3 years	Defensive Coordinator (Nevada, 2013)
Defensive Assistant	Mike Rutenberg	4	7 years	Defensive Backs Coach (UNM, 2009-12)
Defensive Quality Control Coach	Dan Shamash	3	9 years	Quality Control to Head Coach (Tampa Bay, 2013)
Assistant Defensive Line Coach	Aaron Whitecotton	4	4 years	Assistant to the Defense (Jaguars, 2013-15)
Assistant Defensive Backs Coach	Daniel Bullocks	1	1 year	Assistant Coach/Cornerbacks (East. Michigan, 2015)
Defensive Assistant	Monte Kiffin	1	28 years	Asst. Head Coach/Defense (Dallas, 2014)
SPECIAL TEAMS:				
Special Teams Coordinator	Mike Mallory	4	9 years	Assistant Special Teams Coach (Saints, 2008-12)
Assistant Special Teams Coach	Matthew Smiley	4	4 years	Special Teams Coordinator (Charleston Southern, 2012)
STRENGTH AND CONDITIONING:				
Strength and Conditioning Coordinator	Tom Myslinski	5	9 years	Strength and Conditioning Coach (UNC, 2011)
Assistant Strength and Conditioning Coach	Cedric Scott	5	5 years	Strength Assistant (UNC, 2012)
Strength and Conditioning Associate	Alex Hampton	4	4 years	Assistant Director of Sport Science (FSU, 2012)
Strength and Conditioning Associate	Jess Langvardt	4	4 years	Assistant Strength Coach (Tulane, 2012)

COMBINED EXPERIENCE

• The Jaguars coaching staff (26 coaches) has 475 years of coaching experience at the NFL (214) and collegiate (261) levels.

JAGUARS COMBINED COACHING EXPERIENCE (NFL & COLLEGE)

Coach	Position	NFL	College	Total
Gus Bradley	Head Coach	10	16	26
Nathaniel Hackett	Offensive Coordinator	8	6	14
Todd Wash	Defensive Coordinator	10	11	21
Mike Mallory	Special Teams Coordinator	9	22	31
John Benton	Assistant Offensive Line	13	17	30
Daniel Bullocks	Assistant Defensive Backs	1	4	5
John Donovan	Offensive Quality Control Coach	1	19	20
Scottie Hazelton	Assistant Linebackers	3	18	21
Monte Kiffin	Defensive Assistant	28	21	49
Doug Marrone	Asst. Head Coach-Off./OL	11	9	21
Ron Middleton	TEs/Asst. Special Teams	7	13	20
Chris O'Hara	Offensive Associate	3	5	8
Mike Rutenberg	Defensive Assistant	7	7	14
Robert Saleh	Linebackers	12	4	16
Dan Shamash	Defensive Quality Control	9	1	10
Kelly Skipper	Running Backs	10	18	28
Matt Smiley	Assistant Special Teams	4	8	12
Tony Sorrentino	Off. Asst./Quality Control	4	6	10
Jerry Sullivan	Wide Receivers	23	21	44
DeWayne Walker	Defensive Backs	11	18	29
Aaron Whitecotton	Assistant Defensive Line	4	1	5
Tyler Wolf	Assistant to Head Coach	4	2	6
Tom Myslinski	Strength & Conditioning	9	4	13
Cedric Scott	Strength & Conditioning	5	4	9
Alex Hampton	Strength & Conditioning	4	1	5
Jess Langvardt	Strength & Conditioning	4	4	8

JAGUARS IN LONDON

• On Aug. 21, 2012, the Jaguars made history by becoming the first NFL team to commit to playing four home games at London's historic Wembley Stadium. Jaguars Owner **Shad Khan**, along with NFL Commissioner **Roger Goodell**, declared that the Jaguars would play one game each season in the United Kingdom from 2013-16. The deal has been extended through 2020.

• The Jaguars defeated AFC South rival Indianapolis, 30-27, in a Week 4 matchup at Wembley Stadium, which was the team's first divisional matchup being played in the UK.

• Last season, Jacksonville defeated Buffalo, 34-31, in Week 7 at Wembley Stadium in London, marking the club's first-ever victory on foreign soil. Yahoo! Inc. served as the NFL's exclusive partner to deliver the first-ever live stream of an NFL game to a global audience across mobile devices for free.

JAGUARS ALL-TIME RECORD IN LONDON (2013-16 seasons)

Date	Week	Opponent	Result	Attendance
10/2/16	4	Indianapolis Colts	W, 30-27	83,764
10/25/15	7	Buffalo Bills	W, 34-31	84,021
11/9/14	10	Dallas Cowboys	L, 17-31	83,603
10/27/13	8	San Francisco 49ers	L, 10-42	83,559

"Our four-year London initiative has been every bit as rewarding as we anticipated, certainly due in large part to the league's commitment to the UK and the world class experience that Wembley Stadium has provided the Jaguars, our fans and our partners," says Jaguars owner **Shad Khan**. "Our interest in extending our agreement to play a home game each season in London is nothing new."

OFFENSIVE NOTES

BLAKE THE BUILDER

In 2015, **Blake Bortles'** 35 passing TDs were the most in single-season in franchise history. Bortles, who was 23 last season, became the youngest QB in NFL history to record at least 4,000 passing yards, 35 passing TDs and 300 rushing yards in a single season.

For the first time in NFL history, five quarterbacks recorded at least 35 passing TDs in a single season in 2015. Bortles was one along with NE's **Tom Brady**, CAR's **Cam Newton**, NYG's **Eli Manning** and ARI's **Carson Palmer**.

BLAKE BORTLES CAREER STATISTICS

	G/GS	ATT	CMP	YDS	SK/YD	TD	LG	IN	RT
2014	14/13	475	280	2,908	55/345	11	63t	17	69.5
2015	16/16	606	355	4,428	51/320	35	90t	18	88.2
2016	11/11	441	263	2,749	23/132	20	51t	13	80.6
Career	41/40	1,522	898	10,085	129/797	66	90t	48	80.2

Single-Season Franchise Record

LETTING IT FLY

QB **Blake Bortles** has thrown for multiple TDs 19 times dating back to 2015, including eight times in 2016, tied for the most in the NFL among active QBs. Bortles' 11 multi-TD games in 2015 were the most such games in Jaguars single-season history.

MOST GAMES WITH MULTIPLE PASSING TOUCHDOWNS BY QBs, NFL, 2015-PRESENT

Rk.	Player (Team)	Gms	TDs
1.	Blake Bortles (Jax.)	19	48
	Tom Brady (N.E.)	19	52
	Aaron Rodgers (G.B.)	19	51
4.	Drew Brees (N.O.)	18	55
5.	Philip Rivers (S.D.)	17	46
	Eli Manning (NYG)	17	50
	Derek Carr (Oak.)	17	47

5 X 2

With two passing TDs against Buffalo last Sunday, QB **Blake Bortles** has thrown for multiple TDs in five consecutive games, the third-longest active streak in the NFL.

MOST CONSECUTIVE GAMES WITH MULTIPLE PASSING TOUCHDOWNS BY ACTIVE QBs, NFL

Rk.	Player (Team)	Gms	TDs
1.	Marcus Mariota (TEN)	8	21
2.	Aaron Rodgers (G.B.)	6	17
3.	Blake Bortles (JAX)	5	11

With two TD passes against the Bills, Bortles tied his own franchise record of five consecutive games with multiple TD passes (Oct. 11, 2015 - Nov. 15, 2015).

MOST CONSECUTIVE GAMES WITH MULTIPLE PASSING TOUCHDOWNS BY QBs, JAGUARS HISTORY

Rk.	Player (Dates)	Gms
1.	Blake Bortles (Oct. 27, 2016 - Present)	5
	Blake Bortles (Oct. 11 - Nov. 15, 2015)	5
3.	Chad Henne (Dec. 1 - Dec. 22, 2013)	4
	David Garrard (Dec. 2 - Dec. 23, 2007)	4

10,000 IN 41

After a 17-yard pass to TE **Ben Koyack** in the beginning of the third quarter, QB **Blake Bortles** became the seventh player in the past 25 years to reach 10,000 passing yards through 41 career games. The other players include **Kurt Warner**, **Matthew Stafford**, **Marc Bulger**, **Andrew Luck**, **Kirk Cousins** and **Peyton Manning**.

CONSISTENCY IS KEY

Since Week 1 of 2016, **Blake Bortles** has registered 11 consecutive games with at least one TD, the fourth-longest streak in Jaguars history.

CONSECUTIVE GAMES WITH TD PASS, JAGUARS HISTORY

Rk.	Player (Dates)	Games
1.	Blake Bortles (Sept. 13-Dec. 27, 2015)	15
2.	Mark Brunell (Oct. 7, 2001-Sept. 15, 2002)	14
3.	Byron Leftwich (Nov. 30, 2003-Oct. 24, 2004)	12
4.	Blake Bortles (Sept. 11, 2016-Pres.)	11
5.	Mark Brunell (Oct. 22-Dec. 23, 2000)	9

THRICE AS NICE

QB **Blake Bortles** surpassed former Jaguars **Byron Leftwich** in Week 8 against Tennessee and ranks third in Jaguars history in career pass attempts (1,522), career pass completions (898) and career passing yards (10,085).

CAREER PASSING YARDS IN JAGUARS HISTORY

Rk	Player	Yards
1.	Mark Brunell	25,698
2.	David Garrard	16,003
3.	Blake Bortles	10,085
4.	Byron Leftwich	9,042

CAREER PASS ATTEMPTS IN JAGUARS HISTORY

Rk	Player	Att.
1.	Mark Brunell	3,616
2.	David Garrard	2,281
3.	Blake Bortles	1,522
4.	Byron Leftwich	1,344

CAREER PASS COMPLETIONS IN JAGUARS HISTORY

Rk	Player	Comp.
1.	Mark Brunell	2,184
2.	David Garrard	1,406
3.	Blake Bortles	898
4.	Byron Leftwich	789

UNDER HACKETT CONTROL

Since taking over as the offensive coordinator and play-caller in Week 9 at Kansas City, **Nathaniel Hackett** has improved the Jaguars in a number of vital offensive categories, including yards-per-game (26th to 23rd), third-down conversion rate (32nd to 23rd) and red zone efficiency (16th to ninth).

RANKING BREAKDOWNS

Statistics	Rankings Wk 1-8	Rankings Wk 9-12	Overall Rankings
Yards/game	26 (330.6)	18 (340.5)	23 (334.2)
Rushing yards/game	30 (72.6)	5 (137.8)	24 (334.2)
3rd down percentage	32 (30.3%)	8 (45.8%)	23 (36.5%)
Redzone efficiency	16 (54.5%)	2 (80.0%)	9 (62.5%)
Goal-to-go efficiency	15 (75.0%)	11 (80.0%)	10 (76.5%)
Time of possession	30 (27:01)	6 (32:04)	27 (28:51)

OFFENSIVE NOTES

THE RUNNING MAN

Since 2014, QB **Blake Bortles** has a 6.50 rushing avg., the highest among all QBs in the NFL with a minimum of 100 attempts. In 2016, Bortles has 294 yards on 45 carries (6.5 rushing avg.), including one TD.

MOST YARDS PER CARRY BY A QUARTERBACK, NFL, 2014-PRESENT (minimum 100 attempts)

Rk.	Player	Att.	Rushing Avg.
1.	Blake Bortles	153	6.69
2.	Colin Kaepernick	195	6.50
3.	Aaron Rodgers	147	6.11
4.	Russell Wilson	268	5.82
5.	Tyrod Taylor	178	5.64

RECORD BREAKER

Blake Bortles' 4,428 passing yards in 2015 were the most in a single season in Jaguars history. In 2015, Bortles threw for 250 yards in a franchise-record-tying five straight games (**Mark Brunell** from Nov. 16-Dec. 14, 1997), including three 300-plus-yard performances (368 in Week 16 at NO; 322 in Week 13 at TEN; 329 in Week 12 vs. SD).

Through 11 games in 2016, Bortles is on pace for 3,999 passing yards this season, which would be the third-most by a Jaguar in a season.

MOST PASSING YARDS IN A SEASON WITH JAGUARS

Rk.	Player (Year)	Yds
1.	Blake Bortles (2015)	4,428
2.	Mark Brunell (1996)	4,367
3.	Mark Brunell (2000)	3,640
4.	David Garrard (2008).....	3,620

BORTLES 300

Third-year QB **Blake Bortles** engineered six 300-plus-yard passing games in 2015 to tie **Mark Brunell** for the Jaguars' single-season record. Overall, Bortles has produced 10 300-yard performances in his 37-game NFL career, the second-most ever by a Jaguars QB (Mark Brunell, 1995-2003 - 22 games). Through seven games of the 2016 season, Bortles has notched three 300-yard performances (320 vs. G.B.; 329 at S.D.; 337 at TEN), tied for third-most in a single-season.

MOST 300-YARD PASSING GAMES IN A SEASON WITH JAGUARS

Rk.	Player (Year)	Games
1.	Blake Bortles (2015)	6
	Mark Brunell (1996)	6
3.	Blake Bortles (2016)	3
	Mark Brunell (2000, '99, '97) ...	3

GOAL-TO-GO GUY

Since 2015, QB **Blake Bortles** has 27 goal-to-go TD throws, the second-most in the NFL behind DET's **Matthew Stafford** (28). So far this season, Bortles has 10 goal-to-go TD throws, including TD passes to **Allen Robinson** and **Marqise Lee** against Detroit in Week 11.

GOAL TO GO PASSING TOUCHDOWNS, NFL, 2015-PRESENT

Rk.	Player	TEAM	TDS
1.	Matthew Stafford	DET	28
2.	Blake Bortles	JAX	27
3.	Aaron Rodgers	G.B.	26
	Drew Brees	N.O.	26
5.	Tom Brady	N.E.	23

10K MAGIC IN THE AIR

After posting 126 passing yards in Week 12 at Buffalo, QB **Blake Bortles** became the fastest player in team history to surpass 10,000 career passing yards (41 games). Below is a breakdown of most passing yards through 41 career games by a Jaguars QB.

PASSING YARDS THROUGH 41 GAMES BY A JAGUARS QB

Rk.	Player	YEARS	YDS
1.	Blake Bortles	2014-16	10,085
2.	Mark Brunell	1995-97	8,688
3.	Byron Leftwich	2003-06	8,120

RUN, RUN, RUN AS FAST AS YOU CAN

Last Sunday against the Bills, QB **Blake Bortles** registered a new career high with 81 rushing yards on eight carries. Bortles' 81 rushing yards are the most by a QB in a game in Jaguars history.

MOST RUSHING YARDS BY A JAGUARS QB IN A GAME

Rk.	Player	Date	Rushing Yards
1.	Blake Bortles	11/27/16	81
2.	David Garrard	10/13/02	71
3.	Blake Bortles	11/30/14	68

PRO BOWL PASS CATCHER

On Jan. 7, 2016, WR **Allen Robinson** was named to the Pro Bowl for the first time in his NFL career, replacing Lions injured WR **Calvin Johnson**. At 22 years old, Robinson was the youngest Jaguars player ever to be named to the Pro Bowl.

Robinson, who joins **Keenan McCardell** and **Jimmy Smith** as the only Pro Bowl WRs in franchise history, is the first Jaguars WR to be named to the NFL's all-star game since Smith in 2001. He is also the club's first offensive representative at the Pro Bowl since RB **Maurice Jones-Drew** in 2011.

JAGUARS ALL-TIME PRO BOWL SELECTIONS

Season	Pos.	Player	w/ Jax.
2015	WR	Allen Robinson	1st
2013	LB	Paul Posluszny	1st
2011	RB	Maurice Jones-Drew	3rd
	ST	Montell Owens	2nd
2010	RB	Maurice Jones-Drew*	2nd
	TE	Mercedes Lewis	1st
	ST	Montell Owens	1st
2009	QB	David Garrard	1st
	RB	Maurice Jones-Drew	1st
2007	RB	Fred Taylor	1st
2006	CB	Rashean Mathis*	1st
	DT	John Henderson	2nd
2005	DT	Marcus Stroud	3rd
2004	DT	Marcus Stroud	2nd
	DT	John Henderson	1st
2003	DT	Marcus Stroud	1st
2002	P	Chris Hanson	1st
2001	WR	Jimmy Smith*	5th
	DT	Gary Walker	1st
2000	OT	Tony Boselli*	5th
	WR	Jimmy Smith	4th
1999	OT	Tony Boselli*	4th
	WR	Jimmy Smith	3rd
	DE	Tony Brackens	1st
	LB	Kevin Hardy	1st
	S	Carnell Lake	1st
	QB	Mark Brunell	3rd
	OT	Leon Searcy	1st
1998	OT	Tony Boselli	3rd
	WR	Jimmy Smith	2nd
1997	OT	Tony Boselli	2nd
	P	Bryan Barker	1st
	PK	Mike Hollis	1st
	QB	Mark Brunell^	2nd
	WR	Jimmy Smith	1st
1996	OT	Tony Boselli	1st
	QB	Mark Brunell	1st
	WR	Keenan McCardell	1st

* Did not play due to injury

Bold: Pro Bowl starter • ^ Pro Bowl MVP

OFFENSIVE NOTES

20 TOUCHDOWNS AND COUNTING

Since the start of 2015, WR **Allen Robinson** has recorded 20 receiving TDs, the most in the NFL. Robinson's franchise-record 14 receiving TDs in 2015 tied SEA's **Doug Baldwin** and NYJ's **Brandon Marshall** for the most in the NFL.

MOST RECEIVING TOUCHDOWNS, NFL, 2015-PRESENT

Rk.	Player (Team)	TDs
1.	Allen Robinson (Jax.)	20
2.	Doug Baldwin (Sea.)	19
	Odell Beckham Jr. (NYG)	19
4.	Antonio Brown (Pit.)	17

ONE, TWO TOUCHDOWN

WR **Allen Robinson** has caught multiple TDs in a single game four times in his career, tied for the third-most in the NFL since 2015. In Week 3 vs. Baltimore, Robinson caught a three-yard TD pass and a one-yard TD pass from QB **Blake Bortles** for his first multiple TD game of the season.

MULTIPLE RECEIVING TOUCHDOWNS IN A SINGLE GAME, NFL, 2015-PRESENT

Rk.	Player	Games	TDs
1.	Antonio Brown (Pit.)	6	13
	Jordan Reed (Was.)	6	12
3.	Doug Baldwin (Sea.)	5	13
	Odell Beckham Jr. (NYG)	5	11
5.	Allen Robinson (Jax.)	4	9
	Ted Ginn (Car.)	4	8
	Tyler Eifert (Cin.)	4	9
	Larry Fitzgerald (Ari.)	4	9

FAST & FURIOUS

After his 22nd career receiving TD against Detroit, WR **Allen Robinson** becomes the eighth player in the past 25 years to reach 22 TDs through first 37 career games. Teammate TE **Julius Thomas** ranks fourth among this category.

MOST RECEIVING TDs THROUGH 37 CAREER GAMES, NFL, 1991-PRESENT

Rk.	Player (Year)	Rec.	Yds.	TDs
1.	Randy Moss (1998-2000)	173	3,208	33
2.	Odell Beckham Jr. (2014-16)	246	3,574	31
3.	Rob Gronkowski (2010-12)	155	2,168	30
4.	Julius Thomas (2011-14)	111	1,302	24
5.	Julio Jones (2011-14)	197	3,102	23
6.	Victor Cruz (2010-13)	173	2,746	22
7.	A.J. Green (2011-13)	199	2,871	22
8.	Allen Robinson (2014-16)	181	2,539	22

RED HOT ROBINSON

In 2015, WR **Allen Robinson** tied for the most red zone TD receptions (12) since N.E.'s **Randy Moss** (14) in 2007. Robinson is one of only five NFL players to post at least 12 red zone receiving TDs in a single season since at least 2001. Since 2015, Robinson has the most red zone receiving TDs (18) in the NFL, including six in 2016.

MOST RED ZONE RECEIVING TDs, NFL, 2015-Present

Rk.	Player (Team)	RZ TDs
1.	Allen Robinson (JAX)	18
2.	Jordan Reed (WAS)	14
3.	Tyler Eifert (CIN)	13
4.	Eric Decker (NYJ)	12
	Brandon Marshall (NYJ)	12
6.	Antonio Brown (PIT)	11
	Larry Fitzgerald (ARI)	11
	Doug Baldwin (SEA)	11

DYNAMIC DUO

Since Week 1 of the 2015 season, WRs **Allen Robinson** and **Allen Hurns** have become one of the top receiving duos in the NFL. The two currently are first with 33 combined TDs among receiving duos.

MOST COMBINED RECEIVING TDs, NFL, 2015 to PRESENT

Rank	Players	Team	Yards	TDs
1.	Allen Robinson, Allen Hurns	JAX	3,499	33
2.	Brandon Marshall, Eric Decker	NYJ	3,391	31
3.	A.J. Green, Tyler Eifert	CIN	3,188	29
4.	Doug Baldwin, Tyler Lockett	SEA	2,648	25
	Michael Crabtree, Seth Roberts	OAK	2,427	25

DOUBLE A'S

WRs **Allen Hurns** (14.6) and **Allen Robinson** (14.0) rank first and third, respectively, in Jaguars history in receiving average (min. 100 receptions).

MOST YARDS PER RECEPTION IN JAGUARS HISTORY (min. 100 receptions)

Rk.	Player (Year)	Avg.	Rec.	Yds.
1.	Allen Hurns (2014-16)	14.6	150	2,185
2.	Jimmy Smith (1995-2005)	14.3	862	12,287
3.	Allen Robinson (2014-16)	14.0	181	2,539
4.	Ernest Wilford (2004-10)	13.9	153	2,120
5.	Mike Sims-Walker (2008-11)	13.5	107	1,442

THE UNDRAFTED

WR **Allen Hurns** is in his third season in the NFL as an undrafted player. Below are where he ranks among undrafted WRs through the first three seasons in receiving yards (ninth), touchdowns (tied sixth) and receptions (eighth).

RECEIVING YARDS IN FIRST THREE SEASONS

Rk	Player (Years)	Yards
8.	Drew Pearson (1973-75)	2,297
9.	Allen Hurns (2014-16)*	2,185
10.	Alfred Jenkins (1975-77)	2,154

TOUCHDOWNS IN FIRST THREE SEASONS

Rk	Player (Years)	TDs
4.	B. Johnson, S. Paige	20
6.	Allen Hurns (2014-16)*	19
6.	Victor Cruz (2010-13)	19
6.	Oronde Gadsden (1998-2000)	19

RECEPTIONS IN FIRST THREE SEASONS

Rk	Player (Years)	Recs
7.	Oronde Gadsden (1998-2000)	152
8.	Allen Hurns (2014-16)*	150
9.	Bill Groman (1960-62)	143

OFFENSIVE NOTES



ABOVE AVERAGE

WR **Allen Hurns** has posted a 15.2-yard receiving average since 2015, the NFL's fourth-highest mark among players with at least 90 receptions.

MOST YARDS PER RECEPTION, NFL, 2015-PRESENT (min. 90 receptions)

Rk.	Player (Team)	Avg.	Rec.	Yds
1.	Rob Gronkowski (N.E.)	17.7	97	1,716
2.	T.Y. Hilton (Ind.)	16.0	129	2,066
3.	Alshon Jeffrey (Chi.)	15.3	94	1,437
4.	Allen Hurns (Jax.)	15.2	99	1,508
5.	Mike Evans (T.B.)	15.1	147	2,226



FINAL FIVE

Only five undrafted players since the 1970 NFL merger have registered at least 1,000 receiving yards, 10 receiving TDs and a 16.0-yard receiving average in a single season: **Allen Hurns** (1,031-10-16.1) in 2015, DAL's **Miles Austin** (1,320-11-16.3) in 2009, DEN's **Rod Smith** (1,180-12-16.9) in 1997, ATL's **Alfred Jenkins** (1,358-13-19.4) in 1981 and DEN's **Steve Watson** (1,244-13-20.7) in 1981. Hurns is the first undrafted player age 24-or-younger to accomplish the feat since Watson (24) with DEN in 1981.

1,000+ RECEIVING YARDS, 10+ RECEIVING TDs, 16.0+ YARDS PER RECEPTION BY UNDRAFTED PLAYERS, 1970-PRESENT

Name (Team)	Year	Age	Rec. Yds	Rec. TDs	Yds/Rec.
Allen Hurns (Jax.)	2015	24	1,031	10	16.1
Miles Austin (Dal.)	2009	25	1,320	11	16.3
Rod Smith (Den.)	1997	27	1,180	12	16.9
Alfred Jenkins (Atl.)	1981	29	1,358	13	19.4
Steve Watson (Den.)	1981	24	1,244	13	20.7



BEST RECEPTION IN DUVAL

From Week 1 of 2014 to Week 8 of 2016, WR **Allen Hurns** caught a reception in 38 consecutive games, the longest streak by a Jaguars player since TE **Mercedes Lewis** (32 games) from 9/12/10-9/9/12.



MARQISE MAKING MOVES

WR **Marqise Lee** registered 50-plus receiving yards in five of his past seven games entering Week 13 vs. Denver. Lee registered 50-plus receiving yards five times over his first 23 appearances from 2014-15. Lee also has recorded two TDs in the past two games, which is the same amount he had over his first 31 appearances.



LARGEST FOURTH QUARTER COMEBACKS

The Jaguars overcame a 13-point fourth quarter deficit to defeat the Bears, which is tied for the sixth-largest comeback in franchise history and second-largest fourth quarter comeback.

FOURTH QUARTER COMEBACKS of 10-PLUS POINT DEFICIT

Date	Opponent	Deficit	Result	Points
Nov. 24, 1996	at Baltimore	10-25	W, 28-25 (OT)	15
Oct. 16, 2016	at Chicago	0-13	W, 17-16	13
Nov. 10, 1996	Baltimore	16-27	W, 30-27	11



LEADER OF THE PACK

Dating back to 2013, TE **Julius Thomas'** 33 receiving TDs are the most by a TE and the fifth-most in the NFL over that span, trailing only PIT's **Antonio Brown** (41), DAL's **Dez Bryant** (37), NYJ's **Brandon Marshall** (37) and DEN's **Demaryius Thomas** (36).

MOST RECEIVING TOUCHDOWNS BY A TIGHT END, 2013-PRESENT

Rk.	Player (Team)	TDs
1.	Julius Thomas (Jax.)	33
2.	Jimmy Graham (Sea.).....	32
3.	Rob Gronkowski (N.E.)	30
4.	Antonio Gates (S.D.).....	26
5.	Greg Olsen (Car.).....	22



TOUCHDOWN THOMAS

Since returning from a thumb injury in Week 5 last season, TE **Julius Thomas** has produced nine receiving TDs, tied for the sixth-most by an NFL TE in that span.

MOST RECEIVING TOUCHDOWNS BY A TIGHT END, WEEK 5 2015 to PRESENT

Rk.	Player (Team)	TDs
1.	Jordan Reed (Was.)	15
2.	Tyler Eifert (Cin.)	12
3.	Delanie Walker (TEN)	11
4.	Rob Gronkowski (N.E.)	10
	Antonio Gates (S.D.).....	10
6.	Julius Thomas (Jax.)	9
	Kyle Rudolph (Min.).....	9
	Zach Miller (Chi.)	9



ONE AND DONE

In Week 6 against Chicago, the Jaguars scored a TD with 2:49 left in the fourth quarter to win, 17-16. That marked the ninth time the Jaguars have had a one-point victory.

JAGUARS ALL-TIME ONE-POINT VICTORIES

Date	Opponent	Result
Oct. 16, 2016	Chicago	17-16
Nov. 30, 2014	New York Giants	25-24
Oct. 28, 2007	Tampa Bay	24-23
Dec. 18, 2005	San Francisco	15-14
Sept. 19, 2004	Denver	7-6
Dec. 21, 2003	New Orleans	20-19
Sept. 9, 1998	Chicago	24-23
Aug. 31, 1997	Baltimore	28-27
Oct. 1, 1995	Houston	17-16



BENN IS BACK

WR **Arrelious Benn** had a 51-yard game-winning TD reception in Week 6 against the Bears. This was Benn's first TD since Dec. 24, 2011 (1,819 days) when he was a member of the Tampa Bay Buccaneers. That is the longest span between TDs for a wide receiver since **Kassim Osgood**, Dec. 12, 2004 to Sept. 12, 2010 (2,100 days).

DEFENSIVE NOTES

INSIDE LEVERAGE

LB **Paul Posluszny** (133-3) was one of only two NFL LBs with 125-plus tackles and three-plus INTs in 2015, joining T.B.'s **Lavonte David** (147-3). Below is a list of NFL LBs that have registered at least 125 tackles and three INTs in a single season since 2013:

125+ TACKLES & 3+ INTs IN A SINGLE SEASON BY A LINEBACKER, 2013-2015

Year	Player (Team)	Tackles	INTs
2015	Lavonte David (T.B.)	147	3
	Paul Posluszny (Jax.)	133	3
2013	Kiko Alonso (Buf.)	159	4
	Luke Kuechly (Car.)	156	4
	Lavonte David (T.B.)	144	5
	Chad Greenway (Min.)	134	3
	Danny Trevathan (Den.)	125	3

IT'S TACKLE TIME

Dating back to his rookie campaign in 2007, LB **Paul Posluszny** has produced 97 games with seven-or-more tackles, tied for the most such games in the NFL over that span.

MOST GAMES WITH SEVEN-PLUS TACKLES, NFL, 2007-PRESENT

Rk.	Player	Games
1.	D'Qwell Jackson	98
2.	Paul Posluszny	97
3.	Karlos Dansby	89
4.	Chad Greenway	85
5.	Patrick Willis	78
	David Harris	78

ALL THE WAY UP

According to Sport Radar 360, LB **Paul Posluszny** has made 1,110 tackles since 2007, the most tackles in the NFL over that span.

MOST TACKLES, NFL, 2007-PRESENT

Rk.	Player	Tackles
1.	Paul Posluszny	1,110
2.	D'Qwell Jackson	1,093
3.	Chad Greenway	1,079
4.	Karlos Dansby	1,053
5.	David Harris	1,046

POZ GOES FOR MORE

Tenth-year LB **Paul Posluszny** registered 1.5 sacks when he tackled Colts QB **Andrew Luck** in the first quarter of Jacksonville's Week 4 victory, along with **Josh Johnson**, and again in the third quarter.

That marked the second time in his career Posluszny has recorded more than one sack in a game, the last time registering 2.0 sacks on Dec. 30, 2012 against Tennessee.

BALANCED PLAY POZ

LB **Paul Posluszny** (14.5-15) is one of only three active NFL players to record 14-plus sacks and 14-plus INTs since the start of 2007, joining CLE's **Karlos Dansby** (24.0-15) and K.C.'s **Derrick Johnson** (21.0-13).

14+ SACKS & 14+ INTs, NFL, 2007-PRESENT

Player	Sacks	INTs
Paul Posluszny	14.5	15
Karlos Dansby	24.0	15
Derrick Johnson	21.0	14

ON THE RISE

LB **Paul Posluszny** ranks second on the Jaguars all-time tackles list. With 10 tackles against Kansas City in Week 9, Posluszny surpassed **Donovin Darius** (858).

JAGUARS ALL-TIME TACKLES

Player	Tackles
Daryl Smith (2004-12)	1,089
Paul Posluszny (2011-16)	877
Donovin Darius (1998-2006)	858
Mike Peterson (2003-08)	837
Kevin Hardy (1996-2001)	789
John Henderson (2002-09)	563
Rashean Mathis (2003-12)	554
Akin Ayodele (2002-05)	489

SMITH STANDS OUT

Since becoming a full-time starter in Week 12 of the 2014 season, LB **Telvin Smith** ranks second in the NFL with 279 tackles, trailing only IND's **D'Qwell Jackson** (281).

MOST TACKLES, NFL, WEEK 12, 2014 - PRESENT

Rk.	Player (Team)	Total	Solo	Asst.
1.	D'Qwell Jackson (Ind.)	281	170	111
2.	Telvin Smith (Jax.)	279	214	65
3.	Luke Kuechly (Car.)	257	175	82
4.	Reshad Jones (Mia.)	228	172	56
	Jerrell Freeman (Chi.)	238	159	79

TOP OF HIS CLASS

Among NFL players age 25-or-younger in 2015, LB **Telvin Smith** ranked first with 128 tackles (99 solo).

MOST TACKLES BY PLAYER AGE 25-OR-YOUNGER, NFL, 2015

Rk.	Player (Team)	Age	Total	Solo	Asst.
1.	Telvin Smith (Jax.)	24	128	99	29
2.	Luke Kuechly (Car.)	24	118	76	42
3.	Preston Brown (Buf.)	23	117	63	54

Through 11 games of his third NFL season, LB **Telvin Smith** has produced 320 career tackles according to Pro Football Reference, tied for the second-most by a Jaguars player in his first three seasons. *Smith has five games left to play in third season.

MOST TACKLES IN FIRST THREE NFL SEASONS in JAGUARS HISTORY

Rk.	Player (Years)	Total	Solo	Asst.
1.	Jonathan Cyprien (2013-15)	323	243	80
2.	Telvin Smith (2014-16)*	320	241	77
	Akin Ayodele (2002-04)	273	220	53

FIVES ON FIVES

LB **Telvin Smith** has registered five-plus tackles in 31 consecutive games (dating back to Week 12 in 2014), the NFL's second-longest active streak, during which he has totaled 281 tackles (9.1 tackles per game). Fellow Jaguars LB **Paul Posluszny** also ranks third on the list with 26 consecutive games with five-plus tackles.

MOST CONSECUTIVE GAMES WITH 5+ TACKLES, NFL

Rk.	Player (Team)	Games (Tackles)
1.	Luke Kuechly (Car.)	49 (481)
2.	Telvin Smith (Jax.)	31 (281)
3.	Paul Posluszny (Jax.)	26 (236)
	Landon Collins (NYG)	26 (195)

DEFENSIVE NOTES

ALL OR NOTHING

LB **Telvin Smith** joins T.B.'s **Lavonte David**, CAR's **Luke Kuechly**, BAL's **C.J. Mosley**, CAR's **Thomas Davis**, CLE's **Jamie Collins**, T.B.'s **Daryl Smith**, BUF's **Preston Brown** and L.A.'s **Mark Barron** as the only NFL players with 250-plus tackles and multiple FFs, FRs and INTs since the start of 2014.

250+ TACKLES WITH MULTIPLE FORCED FUMBLES, FUMBLE RECOVERIES & INTERCEPTIONS, 2014-PRESENT

Name (Team)	Tackles	Solo	Asst.	FFs	FRs	INTs
Luke Kuechly (Car.)	373	246	127	4	2	6
Lavonte David (T.B.)	350	230	120	10	4	3
Telvin Smith (Jax.)	315	239	76	3	3	2
Preston Brown (Buf.)	311	177	134	2	4	3
C.J. Mosley (Bal.)	296	199	97	2	3	5
Jamie Collins (N.E.)	281	175	106	11	3	5
Thomas Davis (Car.)	276	191	85	7	3	7
Daryl Smith (T.B.)	272	159	113	2	2	3
Mark Barron (L.A.)	270	196	74	3	2	2

TELVIN'S TACKLES

LB **Telvin Smith** registered 15 tackles (10 solo) against Tennessee in Week 8. Smith's 15 tackles are most tackles in a game by a Jaguars player this season and tied for the eighth-most tackles in a single game in the NFL this year. Below is a breakdown of Smith's best game performances since entering the league in 2014.

MOST TACKLES IN A SINGLE GAME

Game	Tackles
Dec. 28, 2014 at HOU	16 (11 solo)
Oct. 27, 2016 at TEN	15 (10 solo)
Dec. 18, 2014 vs. TEN	15 (10 solo)
Oct. 11, 2015 at T.B.	14 (13 solo)

STUFFIN' THE COMPETITION

LB **Telvin Smith** has totaled 13 tackles for loss this season, tied for the second-most in the NFL behind L.A.'s Aaron Donald (15).

TACKLES FOR LOSS, 2016

Rk.	Player (Team)	TFLs
1.	Aaron Donald (L.A.)	15
2.	Telvin Smith (Jax.)	13
	Ryan Kerrigan (Was.)	13

SACK GAME STRONG

The Jacksonville Jaguars defense registered 6.0 sacks against Indianapolis, marking the first time since Week 11 of the 2010 season (vs. Cleveland) that Jacksonville's defense had 6.0-plus sacks in a game. This marks the ninth time the Jaguars defense registered 6.0 sacks or more in a game. The 6.0 sacks were the fourth-most in Jaguars history. Below is a breakdown of the most sacks in a single game in Jaguars history.

MOST SACKS IN A SINGLE GAME IN JAGUARS HISTORY

DATE	Opponent	Sacks
11/7/99	at Atlanta	9.0
11/15/08	at New York Jets	7.0
9/16/07	vs. Atlanta	7.0
10/2/16	vs. Indianapolis	6.0
11/21/10	vs. Cleveland	6.0
10/8/06	vs. New York Jets	6.0
11/6/05	vs. Houston	6.0
10/17/04	vs. Kansas City	6.0
12/3/00	vs. Cleveland	6.0
12/19/99	at Cleveland	6.0
12/21/97	at Oakland	6.0
11/9/97	at Kansas City	6.0

KEEP IT ON THE DL

Since Week 1 of the 2013 season, **Malik Jackson** ranks sixth in the NFL among defensive linemen with 17 passes defended.

PASSES DEFENSED BY A DEFENSIVE LINEMAN, NFL, 2013-PRESENT

Rk.	Player	PDs
1.	J.J. Watt	25
2.	Jason Pierre-Paul	24
3.	Carlos Dunlap	21
4.	Muhammad Wilkerson	18
	Cameron Jordan	18
6.	Malik Jackson	17
	Cameron Heyward	17
8.	Cliff Avril	16

NO FLY ZONE

Since 2013, FS **Tashaun Gipson** ranks third in the NFL among safeties with 14 interceptions. Gipson recorded his first interception as a Jaguar in Week 3 against the Ravens. Gipson also has two interceptions for a touchdown over the past four seasons.

MOST INTERCEPTIONS BY A SAFETY, NFL, 2013-PRESENT

Rk.	Player	Games	INT	TD
1.	Reggie Nelson	58	17	0
2.	Glover Quin	59	15	1
3.	Tashaun Gipson	51	14	2
4.	Earl Thomas	58	13	0
5.	Rashad Johnson	53	12	2
	Kurt Coleman	56	12	2

NOW WATCH ME CYP'

SS **Johnathan Cyprien** ranks first among NFL safeties in tackles since the start of 2014 (299). In Week 13, Cyprien had five tackles (five solo) against the Bills.

MOST TACKLES BY A SAFETY, NFL, 2014-PRESENT

Rk.	Player (Team)	Total	Solo	Asst.
1.	Johnathan Cyprien (Jax.)	299	217	82
2.	Reshad Jones (Mia.)	265	206	58
3.	Barry Church (Dal.)	251	182	69

SEA-NOTE CYP

SS **Johnathan Cyprien** recorded 12 tackles (four solo) vs. the Titans in Week 8, his 11th career game with at least 10 tackles.

CYPRIEN'S 10-PLUS TACKLE GAMES

Date	Opponent	Total	Solo	Asst.
10/27/16	at Tennessee	12	4	8
9/25/16	vs. Baltimore	10	9	1
1/3/16	at Houston	14	6	8
12/6/15	at Tennessee	11	7	4
11/8/15	at New York Jets	13	7	6
10/4/15	at Indianapolis	14	11	3
12/28/14	at Houston	11	7	4
10/12/14	at Tennessee	14	11	3
10/5/14	vs. Pittsburgh	10	8	2
12/5/13	vs. Houston	10	7	3
10/6/13	at St. Louis	12	12	0

DEFENSIVE NOTES

JAX SACK ATTACK

In Week 12, Jacksonville recorded 6.0 sacks against the Bills. Third-round rookie DE **Yannick Ngakoue** leads the Jaguars with 6.0 sacks through 11 games this season.

MOST SACKS, JAGUARS, 2016

Rk.	Player	Sacks
1.	Yannick Ngakoue	6.0
2.	Malik Jackson.....	4.5
3.	Dante Fowler Jr.	2.5
4.	Paul Posluszny.....	1.5
	Tyson Alualu	1.5
6.	Sen'Derrick Marks.....	1.0
	Jared Odrick.....	1.0
	Chris Smith.....	1.0
	Aaron Colvin	1.0
	Jonathan Cyprien.....	1.0
11.	Josh Johnson.....	0.5
	Myles Jack.....	0.5

BRING IT ON

Third-round rookie DE **Yannick Ngakoue** registered his sixth sack of the season on a three-yard takedown of Bills QB **Tyrod Taylor** in the first quarter. Ngakoue's 6.0 sacks in 2016 are the third-most by a rookie in franchise history, trailing only **John Henderson's** 6.5 sacks in 2002 and **Tony Brackens'** rookie franchise record of 7.0 sacks in 1996.

MOST SACKS BY A ROOKIE IN JAGUARS HISTORY

Rk.	Player (Year)	Games	Sacks
1.	Tony Brackens (1996)	15	7.0
2.	John Henderson (2002)	16	6.5
3.	Yannick Ngakoue (2016)	11	6.0
4.	Kevin Hardy (1996)	15	5.5

THE ROOKIE RISES

DE **Yannick Ngakoue** recorded a sack in four consecutive games this season, tying for the second-most consecutive games with a sack in Jaguars history. Ngakoue is the only rookie to register a sack in four consecutive games.

CONSECUTIVE GAMES WITH A SACK IN JAGUARS HISTORY

Rk.	Player	Date	Games
1.	Tony Brackens	Nov. 11-Dec. 30, 2011	8
2.	Yannick Ngakoue	Sept. 18-Oct. 16, 2016	4
	Gary Walker	Oct. 18-Nov. 11, 2001	4
	Tony Brackens	Nov. 28-Dec. 19, 1999	4
	Kevin Hardy	Oct. 11-Nov. 7, 1999	4
	Tony Brackens	Sept. 22-Oct. 12, 1997	4

UNIQUE YANNICK

In 2016, DE **Yannick Ngakoue** and OAK's **Khalil Mack** are the only two players in the NFL who have registered 6.0-plus sacks, three-plus forced fumbles and at least one INT.

ROOKIE RULES

DE **Yannick Ngakoue** is the 10th rookie in NFL history to record 6.0-plus sacks and at least one INT through their first 11 career games. The first to do so in the past five seasons.

6.0+ SACKS AND AT LEAST ONE INTERCEPTION BY A ROOKIE IN FIRST 11 CAREER GAMES, NFL

Year	Player (Team)	Sacks	INTs
2016	Yannick Ngakoue (JAX)	6.0	1
2011	Ryan Kerrigan (WAS)	7.0	1
2010	Ndamukong Suh (DET)	8.0	1
2003	Terrell Suggs (BAL)	8.0	1
2002	Julius Peppers (CAR)	11.0	1
2001	Justin Smith (CIN)	7.5	1
2000	Darren Howard (N.O.)	7.0	1
2000	Brian Urlacher (CHI)	6.0	2
2000	Shaun Ellis (NYJ)	6.0	1
1986	Leslie O'Neal (S.D.)	11.5	2
1986	Charles Haley (S.F.)	8.0	1

UNDRAFTED ROOKIES

Since the Jaguars' inaugural season in 1995, there have been 41 undrafted rookies to make the club's opening day roster.

Year	Player
2016	S Jarrod Wilson
2015	LB Thurston Armbrister, RB Corey Grant , CB Nick Marshall
2014	WR Allen Hurns , G Tyler Shatley , OT Josh Wells
2013	DT Abry Jones , LB LaRoy Reynolds, LS Carson Tinker
2012	DB Antwon Blake, WR Kevin Elliott, LB Julian Stanford, C Mike Brewster
2011	OT Cameron Bradfield, WR Jamar Newsome, CB Kevin Rutland
2010	LB Jacob Cutrera, OT Kevin Haslam, DE Aaron Morgan
2009	LB Russell Allen, DE Julius Williams
2008	CB Brian Witherspoon, CB Isaiah Gardner
2007	---
2006	OT Richard Collier, DE Tony McDaniel, RB Montell Owens
2005	G Dan Connolly, RB/KR Derrick Wimbush
2004	TE Brian Jones, CB David Richards
2003	PK Seth Marler, WR Cortez Hankton, DT Matt Leonard
2002	---
2001	RB Elvis Joseph, WR Randal Williams, FB Patick Washington
2000	---
1999	FB Stacey Mack
1998	---
1997	CB Kevin Devine, DE Jabbar Threats
1996	CB Rashid Gayle
1995	TE Gordon Laro

ALUALU HITS 100 MILESTONE

DE **Tyson Alualu** played in his 100th career game as a Jaguar in Week 7 against the Raiders. Alualu is the fifth defensive lineman in team history with 100-plus games played.

MOST GAMES PLAYED BY A DEFENSIVE LINEMAN IN JAGUARS HISTORY

Rk.	Player (Years)	Total
1.	Rob Meier (2000-08)	129
2.	John Henderson (2002-09)	124
3.	Paul Spicer (2000-08)	115
4.	Tyson Alualu (2010-16)	104
5.	Marcus Stroud (2001-07)	100

SPECIAL TEAMS NOTES



TOP PERCENT

Second-year K **Jason Myers** has made 39-of-46 (84.8 pct.) career FGs, including 16-of-22 (72.7 pct.) from 40-plus yards. Myers' 84.8 career FG pct. is the highest in Jaguars history among kickers with at least 25 FG attempts. Myers also ranks first in team history with his 72.7 FG pct. on kicks from 40-plus yards (min. five FG attempts from 40-plus yards). Myers has converted 5-of-9 FGs from 50-plus yards, including made kicks from 52 (11/20/16 at DET), 54 (11/13/16 vs. HOU), 50 (09/11/16 vs. G.B.), 51 (11/29/15 vs. S.D.), 53 (11/15/15 at BAL), and 58 yards (09/20/15 vs. MIA).

JAGUARS ALL-TIME KICKERS

Name (Years)	Games	XPM/XPA	XP%	FGM/FGA	FG%
Jason Myers (2015-16)	27	53/61	86.9	41/48	85.4
Josh Scobee (2004-14)	168	317/322	98.4	235/291	80.8
John Carney (2007)	8	20/21	95.2	9/11	81.8
Seth Marler (2003)	16	30/30	100.0	20/33	60.6
Danny Boyd (2002)	4	7/7	100.0	5/5	100.0
Richie Cunningham (2002)	1	2/2	100.0	1/1	100.0
Hayden Epstein (2002)	6	13/13	100.0	5/9	55.6
Tim Seder (2002)	5	11/11	100.0	8/12	66.7
Steve Lindsey (1999-2000)	26	5/5	100.0	5/7	71.4
Mike Hollis (1995-2001)	108	239/242	98.8	175/217	80.6



MYERS FOR MAYOR

In Week 2 of the 2015 season, K **Jason Myers** connected on a career-long 58-yard FG, the second-longest FG in franchise history. Myers' 58-yarder tied with **Kyle Brindza** for the third-longest distance made by an NFL kicker in 2015 (STL's **Greg Zuerlein**, 61 yards; DET's **Matt Prater**, 59 yards).

In Week 10 against Houston, Myers connected a 54-yard FG, tying for the fourth longest FG in franchise history (**Josh Scobee**, 10/24/11 vs. Bal).

LONGEST FIELD GOAL MADE, JAGUARS HISTORY

Rk.	Name	Date/Opponent	Yds
1.	Josh Scobee	Oct. 3, 2010 vs. IND	59
2.	Jason Myers	Sept. 20, 2015 vs. MIA	58
3.	Josh Scobee	Dec. 15, 2013 vs. BUF	55
4.	Jason Myers	Nov. 13, 2016 vs. HOU	54
	Josh Scobee	Oct. 24, 2011 vs. BAL	54

LONGEST FIELD GOAL MADE, NFL, 2015

Rk.	Name (Team)	Date/Opponent	Yds
1.	Greg Zuerlein (STL)	Nov. 8, 2015 at CIN	61
2.	Matt Prater (Det.)	Jan. 3, 2016 at CHI	59
3.	Jason Myers (Jax.)	*Sept. 20, 2015 vs. MIA	58
	Kyle Brindza (TB)	Sept. 27, 2015 at HOU	58



BIG FOOT

From 11/15/15 to 9/11/16, K **Jason Myers** made 16 consecutive FGs, tied for the third-most consecutive made FGs in Jaguars history. Myers converted three FGs against the Colts.

CONSECUTIVE FGs MADE IN JAGUARS HISTORY

Rank	Name	Dates	FGs
1.	Josh Scobee	Nov. 27, 2011-Nov. 4, 2012	20
1.	Mike Hollis	Nov. 1, 1998-Sept. 19, 1999	20
3.	Mike Hollis	Oct. 12-Nov. 30, 1997	16
	Jason Myers	Nov. 15, 2015-Sept. 11, 2016	16
5.	Josh Scobee	Sept. 11-Nov. 15, 2011	15
	Josh Scobee	Oct. 1-Nov. 26, 2006	15



BEND IT LIKE NORTMAN

In Week 6, fifth-year P **Brad Nortman**'s five punts for 275 yards (55.0 gross avg./52.2 net avg.) ranks third in gross punting average and first in net punting average in Jaguars single-game history.

GROSS PUNTING AVERAGE IN A SINGLE GAME, JAGUARS HISTORY (minimum of four punts)

PLAYER (DATE)	GROSS AVG.
Bryan Anger (Dec. 23, 2012 vs. N.E.)	56.3
Bryan Anger (Oct. 11, 2015 at T.B.)	55.3
BRAD NORTMAN (Oct. 16, 2016 at Chi.)	55.0
Bryan Barker (Oct. 19, 1997 at Dal.)	53.8
Brad Nortman (Oct. 2, 2016 vs. Ind.)	53.6
Bryan Anger (Sept. 9, 2012 at Min.)	53.5
Bryan Anger (Sept. 23, 2012 at Ind.)	53.5

NET PUNTING AVERAGE IN A SINGLE GAME, JAGUARS HISTORY (minimum of four punts)

PLAYER (DATE)	NET AVG.
BRAD NORTMAN (Oct. 16, 2016 at Chi.)	52.2
Bryan Anger (Nov. 4, 2012 vs. Det.)	50.5
Adam Podlesh (Dec. 23, 2007 vs. Oak.)	49.8
Chris Hanson (Nov. 10, 2002 vs. Was.)	48.2
Bryan Anger (Dec. 26, 2012 at Mia.)	47.4



GOING LONG

P **Brad Nortman** made a crucial 78-yard punt with 2:31 left in the fourth quarter against the Colts in Week 4, which placed the Colts at their own 25-yard line. Nortman's 78-yard punt is the longest in the NFL so far this season and the second-longest in Jaguars history behind **Bryan Barker**'s 83-yard punt against the New York Jets on Oct. 11, 1999.



LEE ON THE LOOSE

WR/KR Marqise Lee is averaging 26.6 yards per kick return this season, the fifth-most among players with at least 10 kick returns.

KICK RETURN AVERAGE, NFL, 2016 (minimum 10 kick return attempts)

Rk.	Player	Att.	Avg.
1.	Cordarrelle Patterson	16	31.3
2.	Alex Erickson	15	30.1
3.	Tyreek Hill	12	28.5
4.	Benny Cunningham	18	28.2
5.	Marqise Lee	13	26.6
6.	Dwayne Harris	16	25.6
7.	Devin Hester	16	25.6
8.	Tyler Lockett	14	24.9
9.	Jalen Richard	12	24.6
10.	Brandon Tate	15	24.5

LAST TIME IT HAPPENED



TEAM

OVERTIME GAME WON

By Jaguars — Jaguars 23, St. Louis 20, 10/18/09
By Opponents — at Indianapolis 16, Jaguars 13, 10/4/15

SHUTOUT

By Jaguars — Jaguars 41, New York Jets 0, 10/8/06
By Opponents — at Seattle 41, Jaguars 0, 10/11/09

SCORELESS FIRST HALF

By Jaguars — Jaguars 0, Tennessee 27, 10/27/16
(Final: Tennessee 36, Jacksonville 22)
By Opponents — Philadelphia 0, Jacksonville 17, 9/7/14
(Final: Philadelphia 34, Jacksonville 17)

SCORELESS SECOND HALF/OT

By Jaguars — Jaguars 0, Indianapolis 6, 10/4/15
(Final: Indianapolis 16, Jaguars 13)
By Opponents — Cleveland 0, Jaguars 17, 10/19/14
(Final: Jaguars 24, Cleveland 6)

400 TOTAL YARDS

By Jaguars — Jaguars at Kansas City, 449 total yards, 11/6/16
By Opponents — Tennessee vs. Jaguars, 494 total yards, 10/27/16

500 TOTAL YARDS

By Jaguars — Jaguars vs. Baltimore, 519 total yards, 9/20/98
By Opponents — New Orleans vs. Jaguars, 537 total yards, 12/27/15

50 POINTS SCORED

By Jaguars — Jaguars vs. Indianapolis, 51 points (51-16), 12/13/15
By Opponents — New England vs. Jaguars, 51 points (51-17), 9/27/15



OFFENSE

100 YARDS RUSHING

By Jaguars — Chris Ivory at Kansas City (107 yards), 11/6/16
By Opponents — LeSean McCoy of Buffalo (103 yards), 11/27/16

200 YARDS RUSHING

By Jaguars — Fred Taylor at Pittsburgh (234 yards), 11/19/00
By Opponents — Chris Johnson of Tennessee (228 yards), 11/1/09

300 YARDS PASSING

By Jaguars — Blake Bortles at Tennessee (337 yards), 10/27/16
By Opponents — Drew Brees of New Orleans (412 yards), 12/27/15

400 YARDS PASSING

By Jaguars — Mark Brunell vs. St. Louis (421 yards), 9/10/00
By Opponents — Drew Brees of New Orleans (412 yards), 12/27/15

100 YARDS RECEIVING

By Jaguars — Allen Robinson vs. Houston (107 yards), 11/13/16
By Opponents — Cameron Meredith of Chicago (113 yards), 10/16/16

200 YARDS RECEIVING

By Jaguars — Justin Blackmon at Houston (236 yards), 11/18/12
By Opponents — Josh Gordon of Cleveland (261 yards), 12/01/13

100 YARDS RUSHING IN A HALF

By Jaguars — Maurice Jones-Drew at Tennessee (107 in 2nd half), 12/5/10
By Opponents — Rashard Mendenhall of Pittsburgh (113 in 1st half), 10/16/11

TWO 100-YARD RUSHERS IN SAME GAME

By Jaguars — R. Jennings (109 yards) & M. Jones-Drew (101 yards) vs. Oakland, 12/12/10
By Opponents — None



OFFENSE

100 YARDS RECEIVING IN A HALF

By Jaguars — Allen Robinson at New Orleans (149 in 2nd half), 12/27/15
By Opponents — Brandin Cooks of New Orleans (107 in 1st half), 12/27/15

TWO 100-YARD RECEIVERS IN SAME GAME

By Jaguars — A. Robinson (151 yards, TD) & A. Hurns (106 yards, 2 TDs) at New Orleans, 12/27/15
By Opponents — R. Matthews (115 yards) & J. Landry (110 yards) of Miami, 9/20/15

30 COMPLETIONS IN A GAME

By Jaguars — Blake Bortles vs. Houston (32-of-49 passes), 11/13/16
By Opponents — Brian Hoyer of Chicago (30-of-49 passes), 10/16/16

THREE TOUCHDOWN PASSES

By Jaguars — Blake Bortles at Tennessee, 10/27/16
By Opponents — Philip Rivers of San Diego, 9/18/16

FOUR TOUCHDOWN PASSES

By Jaguars — Blake Bortles at New Orleans, 12/27/15
By Opponents — Philip Rivers of San Diego, 9/18/16

FIVE TOUCHDOWN PASSES

By Jaguars — Blake Bortles at Tennessee, 12/6/15
By Opponents — Drew Brees of New Orleans, 12/27/15

TWO TOUCHDOWN RECEPTIONS

By Jaguars — Allen Robinson vs. Baltimore, 9/25/16
By Opponents — Travis Benjamin of San Diego, 9/18/16

THREE TOUCHDOWN RECEPTIONS

By Jaguars — Allen Robinson at Tennessee, 12/6/15
By Opponents — Randy Moss of New England, 12/27/09

TWO TOUCHDOWNS RUSHING

By Jaguars — Denard Robinson vs. Jacksonville, 11/9/14
By Opponents — LeSean McCoy of Buffalo, 11/27/16

THREE TOUCHDOWNS RUSHING

By Jaguars — Maurice Jones-Drew vs. St. Louis, 10/18/09
By Opponents — LeGarrette Blount of New England, 9/27/15

LAST TIME IT HAPPENED



DEFENSE

INTERCEPTED PASS RETURNED FOR A TOUCHDOWN

By Jaguars — Telvin Smith (26 yards) vs. Buffalo, 10/25/15
By Opponents — Rafael Bush of Detroit (39 yards), 11/20/16

FUMBLE RETURNED FOR A TOUCHDOWN

By Jaguars — Andre Branch vs. Indianapolis (49 yards), 12/13/15
By Opponents — Wesley Woodyard of Tennessee (3 yards), 12/6/15

TWO FORCED FUMBLES

By Jaguars — Andre Branch at Philadelphia, 9/7/14
By Opponents — John Abraham of Atlanta, 12/15/11

TWO SACKS

By Jaguars — Malik Jackson at Buffalo (2.0), 11/27/16
By Opponents — Marcell Dareus of Buffalo (2.0), 11/27/16

THREE SACKS

By Jaguars — Chris Clemons at Indianapolis (3.0), 11/23/14
By Opponents — W. Mercilus (3.5) & J. Watt of Houston (3.0), 1/3/16

TWO INTERCEPTIONS

By Jaguars — Davon House at Baltimore, 11/15/15
By Opponents — Casey Hayward of San Diego, 9/18/16

SAFETY

By Jaguars — Holding penalty on Dallas' K. Wilber enforced in the end zone, 11/9/14
By Opponents — J.J. Watt of Houston (Sacked QB B. Bortles in the end zone), 12/29/14



SPECIAL TEAMS

FIVE FIELD GOALS

By Jaguars — Josh Scobee at Buffalo, 10/10/10
By Opponents — Jeff Reed of Pittsburgh, 12/1/02 (six field goals)

55-YARD FIELD GOAL

By Jaguars — Jason Myers vs. Miami (58 yards), 9/20/15
By Opponents — Blair Walsh of Minnesota (55 yards), 9/9/12

50-YARD FIELD GOAL

By Jaguars — Jason Myers vs. Detroit (52 yards), 11/20/16
By Opponents — Cairo Santos of Kansas City (51 yards), 11/6/16

KICKOFF RETURN FOR A TOUCHDOWN

By Jaguars — Maurice Jones-Drew (100 yards) at New Orleans, 11/4/07
By Opponents — Tyjaun Hagler of Indianapolis (41 yards), 12/19/10

PUNT RETURN FOR A TOUCHDOWN

By Jaguars — Rashad Greene (73 yards) vs. Indianapolis, 12/13/15
By Opponents — Andre Roberts of Detroit (55 yards), 11/20/16

BLOCKED FIELD GOAL ATTEMPT

By Jaguars — Tyson Alualu at New Orleans (Kai Forbath), 9/27/15
By Opponents — Brent Urban of Baltimore (Jason Myers), 9/25/16

BLOCKED FIELD GOAL RETURNED FOR A TOUCHDOWN

By Jaguars — Chris Hudson (58 yards) vs. Pittsburgh, 9/22/97
By Opponents — Antrel Rolle of Arizona (83 yards), 9/20/09

BLOCKED PUNT RETURNED FOR A TOUCHDOWN

By Jaguars — Mike Harris (19 yards) at Tennessee, 12/30/12
By Opponents — Kamar Aiken of Baltimore (11 yards), 12/14/14

BLOCKED PUNT

By Jaguars — Hayes Pullard III vs. San Diego, 11/29/15
By Opponents — Darian Stewart of Baltimore (Bryan Anger), 12/14/14

BLOCKED EXTRA POINT

By Jaguars — Tony Brackens vs. Cincinnati (Doug Pelfrey), 10/5/97
By Opponents — Bernard Pollard of Tennessee (Josh Scobee), 12/22/13

TWO-POINT CONVERSION MADE

By Jaguars — B. Bortles pass to A. Robinson vs. Houston, 11/13/16
By Opponents — L. McCoy of Buffalo run, 11/27/16

TWO-POINT CONVERSION FAILED

By Jaguars — Blake Bortles at New Orleans (pass failed), 12/27/15
By Opponents — Joe Flacco of Baltimore (pass failed), 11/15/15

RECOVERED OWN ONSIDE KICK

By Jaguars — at Baltimore (J. Cyprien), 12/14/14
By Opponents — vs. Houston (Q. Demps), 12/27/11

JAGUARS 2016 REPORT

JACKSONVILLE JAGUARS / WEEK 12 / THROUGH MONDAY, NOVEMBER 28, 2016

WON 2, LOST 9											* RUSHING	No.	Yds	Avg	Long	TD			
09/11 L 23-27	Green Bay		63,179								Ivory	93	350	3.8	42	2			
09/18 L 14-38	at San Diego		52,165								Yeldon	89	318	3.6	16	1			
09/25 L 17-19	Baltimore		60,127								Bortles	45	294	6.5	27	1			
10/02 W 30-27	Indianapolis		83,764								D. Robinson	20	74	3.7	9	0			
10/16 W 17-16	at Chicago		61,054								Lee	4	25	6.3	11	0			
10/23 L 16-33	Oakland		62,614								Henne	1	-2	-2.0	-2	0			
10/27 L 22-36	at Tennessee		61,619								TEAM	252	1059	4.2	42	4			
11/06 L 14-19	at Kansas City		73,294								OPPONENTS	316	1283	4.1	75t	13			
11/13 L 21-24	Houston		62,091								* RECEIVING	No.	Yds	Avg	Long	TD			
11/20 L 19-26	at Detroit		61,486								A. Robinson	53	591	11.2	35	6			
11/27 L 21-28	at Buffalo		67,849								Lee	46	581	12.6	51	2			
12/04	Denver										Hurns	35	477	13.6	42t	3			
12/11	Minnesota										Yeldon	35	220	6.3	17	1			
12/18	at Houston										Thomas	30	281	9.4	24	4			
12/24	Tennessee										Lewis	20	169	8.5	37	1			
01/01	at Indianapolis										Ivory	16	117	7.3	22	0			
	Jax	Opp.									Koyack	10	99	9.9	17	0			
TOTAL FIRST DOWNS	227	207									Benn	5	116	23.2	51t	1			
Rushing	49	70									Greene	5	32	6.4	9	0			
Passing	151	111									Sterling	3	26	8.7	10	0			
Penalty	27	26									Walters	2	14	7.0	7t	1			
3rd Down: Made/Att	54/148	68/162									D. Robinson	2	11	5.5	7	0			
3rd Down Pct.	36.5	42.0									C. Grant	1	15	15.0	15t	1			
4th Down: Made/Att	5/12	5/9									TEAM	263	2749	10.5	51t	20			
4th Down Pct.	41.7	55.6									OPPONENTS	235	2379	10.1	64t	15			
POSSESSION AVG.	28:51	31:09									* INTERCEPTIONS	No.	Yds	Avg	Long	TD			
TOTAL NET YARDS	3676	3530									Gipson	1	30	30.0	30	0			
Avg. Per Game	334.2	320.9									Ngakoue	1	9	9.0	9	0			
Total Plays	716	701									Posluszny	1	0	0.0	0	0			
Avg. Per Play	5.1	5.0									TEAM	3	39	13.0	30	0			
NET YARDS RUSHING	1059	1283									OPPONENTS	13	209	16.1	42t	2			
Avg. Per Game	96.3	116.6									* PUNTING	No.	Yds	Avg	Net	TB	In	Lg	B
Total Rushes	252	316									Nortman	52	2411	46.4	37.8	7	17	78	0
NET YARDS PASSING	2617	2247									TEAM	52	2411	46.4	37.8	7	17	78	0
Avg. Per Game	237.9	204.3									OPPONENTS	53	2484	46.9	43.1	1	21	61	0
Sacked/Yards Lost	23/132	24/132									* PUNT RETURNS	Ret	FC	Yds	Avg	Long	TD		
Gross Yards	2749	2379									Greene	21	5	131	6.2	42	0		
Att./Completions	441/263	361/235									Walters	6	6	48	8.0	14	0		
Completion Pct.	59.6	65.1									Lee	2	3	3	1.5	3	0		
Had Intercepted	13	3									TEAM	29	14	182	6.3	42	0		
PUNTS/AVERAGE	52/46.4	53/46.9									OPPONENTS	21	10	304	14.5	57	1		
NET PUNTING AVG.	52/37.8	53/43.1									* KICKOFF RETURNS	No.	Yds	Avg	Long	TD			
PENALTIES/YARDS	85/809	74/668									C. Grant	13	268	20.6	32	0			
FUMBLES/BALL LOST	18/9	11/4									Lee	13	346	26.6	45	0			
TOUCHDOWNS	24	31									Benn	2	16	8.0	16	0			
Rushing	4	13									D. Robinson	1	13	13.0	13	0			
Passing	20	15									TEAM	29	643	22.2	45	0			
Returns	0	3									OPPONENTS	9	166	18.4	39	0			
* SCORE BY PERIODS	Q1	Q2	Q3	Q4	OT	PTS					* FIELD GOALS	1-19	20-29	30-39	40-49	50+			
TEAM	31	49	44	90	0	214					Myers	0/0	4/4	3/3	5/5	3/6			
OPPONENTS	51	106	66	70	0	293					TEAM	0/0	4/4	3/3	5/5	3/6			
* SCORING	TD-Ru	Pa-Rt	K-PAT	FG	S	PTS					OPPONENTS	0/0	9/9	7/7	5/6	5/6			
Myers	0	0	0	21/22	15/18	0	66				Myers:	(26G, 39G, 50G) (54N) (49G, 52B) (22G, 46G, 49G)							
A. Robinson	6	0	6	0	0	38					(30G) (23G, 37G, 44G) (1) (54N) (54G, 44G) (27G, 52G) (1)								
Thomas	4	0	4	0	0	24					OPP:	(25G, 20G) (25G) (43G, 42G, 37G, 53G) (53G, 49G)							
Hurns	3	0	3	0	0	18					(36G, 24G, 32G) (26G, 32G, 44G, 52G) (32G, 22G, 33G) (26G, 51G, 24G, 36G) (49N, 50N, 51G) (27G, 43G) (1)								
Ivory	2	2	0	0	0	12													
Lee	2	0	2	0	0	12													
Yeldon	2	1	1	0	0	12													
Bortles	1	1	0	0	0	8													
Benn	1	0	1	0	0	6													
C. Grant	1	0	1	0	0	6													
Lewis	1	0	1	0	0	6													
Walters	1	0	1	0	0	6													
TEAM	24	4	20	0	21/22	15/18	0	214											
OPPONENTS	31	13	15	3	27/30	26/28	0	293											
2-Pt Conv:	Bortles, A. Robinson, TM 2-2, OPP 1-1																		
SACKS:	Ngakoue 6, Jackson 4.5, Alualu 2.5, Fowler 2.5, Marks 2, Posluszny 1.5, Colvin 1, Cyprien 1, Odrick 1, C. Smith 1, Jack 0.5, Johnson 0.5, TM 24, OPP 23																		
FUM/LOST:	Bortles 4/3, Greene 4/1, Ivory 4/2, Yeldon 2/1, Hurns 1/0, Lee 1/1, A. Robinson 1/0, Walters 1/1																		
* PASSING	Att	Cmp	Yds	Cmp%	Yds/Att	TD	TD%	Int	Int%	Long	Sack/Lost	Rating							
Bortles	441	263	2749	59.6	6.23	20	4.5	13	2.9	51t	23/ 132	80.6							
TEAM	441	263	2749	59.6	6.23	20	4.5	13	2.9	51t	23/ 132	80.6							
OPPONENTS	361	235	2379	65.1	6.59	15	4.2	3	0.8	64t	24/ 132	94.2							

JAGUARS 2016 DEFENSE REPORT

Player	Tkl	Ast	Comb	Sack	Sk	Yds	TFL	QH	Int	PD	FF	FR
Paul Posluszny	68	23	91	1.5	17	6	3	1	1	0	0	
Telvin Smith	72	16	88	0	0	13	1	0	5	0	1	
Johnathan Cyprien	63	18	81	1	2	3	0	0	1	0	1	
Jalen Ramsey	39	8	47	0	0	2	1	0	1	0	0	
Prince Amukamara	31	0	31	0	0	1	0	0	3	0	0	
Malik Jackson	20	4	24	4.5	25.5	7	11	0	2	0	0	
Dante Fowler	16	8	24	2.5	15.5	4	5	0	2	0	0	
Tashaun Gipson	22	1	23	0	0	0	0	1	1	0	0	
Tyson Alualu	17	6	23	2.5	14	5	4	0	0	0	0	
Aaron Colvin	17	3	20	1	7	2	1	0	0	0	0	
Abry Jones	16	4	20	0	0	3	0	0	1	0	0	
Myles Jack	14	5	19	0.5	0	1	2	0	1	0	0	
Yannick Ngakoue	15	3	18	6	28	4	11	1	2	3	0	
Davon House	12	2	14	0	0	0	0	0	0	0	0	
Jared Odrick	9	3	12	1	0	0	1	0	1	1	0	
Dan Skuta	10	1	11	0	0	1	0	0	1	0	0	
Sen'Derrick Marks	9	2	11	2	14	4	6	0	0	0	0	
Roy Miller	10	0	10	0	0	1	1	0	0	0	0	
Dwayne Gratz	5	0	5	0	0	0	0	0	0	0	0	
Josh Johnson	3	2	5	0.5	5	0	1	0	1	0	0	
Chris Smith	4	0	4	1	4	1	1	0	0	0	0	
Sheldon Day	4	0	4	0	0	3	0	0	0	0	0	
Richard Ash	1	3	4	0	0	0	0	0	0	0	0	
Peyton Thompson	1	1	2	0	0	0	0	0	0	0	0	
Hayes Pullard	0	1	2	0	0	0	0	0	0	0	0	

BRONCOS 2016 REPORT

DENVER BRONCOS / WEEK 12 / THROUGH MONDAY, NOVEMBER 28, 2016

WON 7, LOST 4			* RUSHING	No.	Yds	Avg	Long	TD					
09/08 W 21-20	Carolina	76,843	Booker	128	475	3.7	18	2					
09/18 W 34-20	Indianapolis	76,379	C. Anderson	110	437	4.0	28	4					
09/25 W 29-17	at Cincinnati	63,850	Bibbs	24	80	3.3	10	0					
10/02 W 27-7	at Tampa Bay	60,375	Siemian	25	58	2.3	14	0					
10/09 L 16-23	Atlanta	76,802	Janovich	4	33	8.3	28t	1					
10/13 L 13-21	at San Diego	58,904	Lynch	9	14	1.6	6	0					
10/24 W 27-9	Houston	76,865	Thompson	1	1	1.0	1t	1					
10/30 W 27-19	San Diego	76,756	Norwood	1	0	0.0	0	0					
11/06 L 20-30	at Oakland	54,957	TEAM	302	1098	3.6	28t	8					
11/13 W 25-23	at New Orleans	73,138	OPPONENTS	310	1320	4.3	50	10					
11/27 L 27-30 OT	Kansas City	76,819	* RECEIVING	No.	Yds	Avg	Long	TD					
12/04	at Jacksonville		Sanders	61	830	13.6	64	4					
12/11	at Tennessee		Thomas	60	738	12.3	55t	5					
12/18	New England		Norwood	19	203	10.7	36t	1					
12/25	at Kansas City		Green	18	211	11.7	31	0					
01/01	Oakland		Booker	18	141	7.8	22	0					
	Denv.	Opp.	C. Anderson	16	128	8.0	25t	1					
TOTAL FIRST DOWNS	214	217	Fowler	9	135	15.0	76t	2					
Rushing	60	65	Taylor	8	109	13.6	35	2					
Passing	130	126	Derby LG	6	65	10.8	13	0					
Penalty	24	26	Derby TM	6	65	10.8	13	0					
3rd Down: Made/Att	60/153	58/157	Janovich	5	44	8.8	13	0					
3rd Down Pct.	39.2	36.9	Phillips TM	5	40	8.0	16	1					
4th Down: Made/Att	6/9	5/12	Latimer	3	22	7.3	10	0					
4th Down Pct.	66.7	41.7	Bibbs	2	75	37.5	69t	1					
POSSESSION AVG.	29:10	30:50	Heurman	2	48	24.0	29	0					
TOTAL NET YARDS	3711	3453	TEAM	232	2789	12.0	76t	17					
Avg. Per Game	337.4	313.9	OPPONENTS	219	2326	10.6	53	10					
Total Plays	717	733	* INTERCEPTIONS	No.	Yds	Avg	Long	TD					
Avg. Per Play	5.2	4.7	Talib	3	86	28.7	46t	1					
NET YARDS RUSHING	1098	1320	Stewart	3	36	12.0	25	0					
Avg. Per Game	99.8	120.0	Roby	1	51	51.0	51t	1					
Total Rushes	302	310	Ward	1	23	23.0	23	0					
NET YARDS PASSING	2613	2133	Parks	1	1	1.0	1	0					
Avg. Per Game	237.5	193.9	Harris	1	0	0.0	0	0					
Sacked/Yards Lost	31/176	35/193	TEAM	10	197	19.7	51t	2					
Gross Yards	2789	2326	OPPONENTS	8	93	11.6	30	1					
Att./Completions	384/232	388/219	* PUNTING	No.	Yds	Avg	Net	TB	In	Lg	B		
Completion Pct.	60.4	56.4	Dixon	54	2480	45.9	41.5	3	17	68	0		
Had Intercepted	8	10	TEAM	54	2480	45.9	41.5	3	17	68	0		
PUNTS/AVERAGE	54/45.9	55/49.9	OPPONENTS	55	2747	49.9	43.4	8	24	76	0		
NET PUNTING AVG.	54/41.5	55/43.4	* PUNT RETURNS	Ret	FC	Yds	Avg	Long	TD				
PENALTIES/YARDS	87/704	74/650	Norwood	23	14	199	8.7	17	0				
FUMBLES/BALL LOST	16/8	13/10	Talib	1	0	1	1.0	1	0				
TOUCHDOWNS	28	22	Keo TM	0	1	0	---	---	0				
Rushing	8	10	Latimer	0	0	0	---	---	0				
Passing	17	10	TEAM	24	15	200	8.3	17	0				
Returns	3	2	OPPONENTS	26	14	177	6.8	17	0				
* SCORE BY PERIODS	Q1	Q2	Q3	Q4	OT	PTS	* KICKOFF RETURNS	No.	Yds	Avg	Long	TD	
TEAM	23	83	27	130	3	266	Latimer	6	148	24.7	46	0	
OPPONENTS	60	52	53	48	6	219	Bibbs	4	79	19.8	26	0	
* SCORING	TD-Ru-Pa-Rt	K-PAT	FG	S	PTS	Norwood	3	65	21.7	27	0		
McManus	0	0	0	25/26	23/27	0	94	TEAM	13	292	22.5	46	0
Thomas	5	0	5	0	0	32	OPPONENTS	21	449	21.4	86t	1	
C. Anderson	5	4	1	0	0	30	* FIELD GOALS	1-19	20-29	30-39	40-49	50+	
Sanders	4	0	4	0	0	24	McManus	0/0	8/8	7/7	6/7	2/5	
Booker	2	2	0	0	0	12	TEAM	0/0	8/8	7/7	6/7	2/5	
Fowler	2	0	2	0	0	12	OPPONENTS	0/0	5/5	10/10	5/7	1/2	
Taylor	2	0	2	0	0	12	McManus: ()	(54N,23G,43G,33G,35G)	(20G)	(38G,24G)			
Bibbs	1	0	1	0	0	6	(35G,46G,45G)	(29G,56N,46G)	(22G,32G)	(28G,22G)			
Janovich	1	1	0	0	0	6	(55G,44G)	(50G,42N,28G,37G)	(33G,44G,62N)				
Norwood	1	0	1	0	0	6	OPP: (44G,36G,50N)	(48G,52G)	(34G)	()	(46G,33G,25G)		
Phillips TM	1	0	1	0	0	6	(37G,21G,31G,32G)	(43G,43G,29G)	(45N)	(24G,29G,48N,			
Ray	1	0	0	1	0	6	35G)	(30G)	(37G,34G)				
Roby	1	0	0	1	0	6							
Talib	1	0	0	1	0	6							
Thompson	1	1	0	0	0	6							
Parks	0	0	0	0	0	2							
TEAM	28	8	17	3	25/26	23/27	0	266					
OPPONENTS	22	10	10	2	18/20	21/24	2	219					
2-Pt Conv: Thomas, TM 1-2, OPP 1-2	SACKS: Miller 12.5, Wolfe 5.5, Ray 5, Ware 3, Crick 2, Barrett 1.5, Roby 1, Simmons 1, Ward 1, Williams 1, (group) 1, T. Davis 0.5, TM 35, OPP 31												
FUM/LOST: Siemian 4/2, Booker 3/2, Norwood 3/1, Lynch 2/0, Thomas 2/2, Sanders 1/0, Taylor 1/1													
* PASSING	Att	Cmp	Yds	Cmp%	Yds/Att	TD	TD%	Int	Int%	Long	Sack/Lost	Rating	
Siemian	325	195	2396	60.0	7.37	15	4.6	7	2.2	76t	24/136	89.2	
Lynch	59	37	393	62.7	6.66	2	3.4	1	1.7	31	7/40	86.3	
TEAM	384	232	2789	60.4	7.26	17	4.4	8	2.1	76t	31/176	88.8	
OPPONENTS	388	219	2326	56.4	5.99	10	2.6	10	2.6	53	35/193	72.0	



ROSTER INFORMATION
REGULAR SEASON WEEK 13 vs. DENVER

JAGUARS 2016 ALPHABETICAL ROSTER

NO	NAME	POS	HT	WT	DOB	AGE	EXP	COLLEGE	HOMETOWN	HOW ACQ
10	Allen, Brandon	QB	6-2	219	9/5/92	24	R	Arkansas	Fayetteville, Ark.	D6b-'16
93	Alualu, Tyson	DE	6-3	304	5/12/87	29	7	California	Honolulu, Hawaii	D1-'10
21	Amukamara, Prince	CB	6-0	202	6/6/89	27	6	Nebraska	Leominster, Mass.	UFA (NYG)-'16
68	Beachum, Kelvin	OT	6-3	316	6/8/89	27	5	Southern Methodist	Mexia, Texas	UFA (Pit.)-'16
17	Benn, Arrelious	WR	6-2	222	9/8/88	28	6	Illinois	Washington, D.C.	FA-'16
5	Bortles, Blake	QB	6-5	239	4/28/92	24	3	Central Florida	Oviedo, Fla.	D1-'14
59	Brown, Arthur	LB	6-0	240	6/17/90	26	4	Kansas State	Wichita, Kan.	W (Bal.)-'16
60	Cann, A.J.	G	6-3	317	10/23/91	25	2	South Carolina	Bamberg, S.C.	D3-'15
22	Colvin, Aaron	CB	6-0	193	10/2/91	25	3	Oklahoma	Tulsa, Okla.	D4-'14
37	Cyprien, Johnathan	S	6-0	217	7/29/90	26	4	Florida International	North Miami Beach, Fla.	D2-'13
92	Day, Sheldon	DT	6-1	285	7/1/94	22	R	Notre Dame	Indianapolis, Ind.	D4-'16
48	Ellis, Alex	TE	6-4	253	2/10/93	23	R	Tennessee	Salisbury, Md.	FA-'16
56	Fowler Jr., Dante	DE	6-3	250	8/3/94	22	2	Florida	St. Petersburg, Fla.	D1-'15
39	Gipson, Tashaun	FS	5-11	210	8/7/90	26	5	Wyoming	Dallas, Texas	UFA (Cle.)-'16
30	Grant, Corey	RB	5-11	204	12/19/91	24	2	Auburn	Opelika, Ala.	FA-'15
13	Greene Sr., Rashad	WR	5-11	190	9/23/92	24	2	Florida State	Albany, Ga.	D5-'15
7	Henne, Chad	QB	6-3	219	7/2/85	31	9	Michigan	Wyomissing, Pa.	UFA (Mia.)-'12
79	Hill, Jordan	DT	6-1	291	2/8/91	25	4	Penn State	Harrisburg, Pa.	W (Was.)-'16
31	House, Davon	CB	6-0	200	7/10/89	27	6	New Mexico State	Palmdale, Calif.	UFA (G.B.)-'15
88	Hurns, Allen	WR	6-3	201	11/12/91	25	3	Miami (Fla.)	Miami, Fla.	FA-'14
33	Ivory, Chris	RB	6-0	224	3/22/88	28	7	Tiffin	Longview, Texas	UFA (NYJ)-'16
44	Jack, Myles	LB	6-1	247	9/3/95	21	R	UCLA	Scottsdale, Ariz.	D2-'16
90	Jackson, Malik	DL	6-5	300	1/11/90	26	5	Tennessee	Van Nuys, Calif.	UFA (Den.)-'16
29	Johnson, Josh	CB	5-10	195	9/10/90	26	1	Purdue	Dade City, Fla	FA-'16
95	Jones, Abry	DT	6-4	318	9/8/91	25	4	Georgia	Warner Robins, Ga.	FA-'13
83	Koyack, Ben	TE	6-5	269	4/9/93	23	1	Notre Dame	Oil City, Pa.	D7-'15
11	Lee, Marqise	WR	6-0	200	11/25/91	25	3	Southern California	Inglewood, Calif.	D2-'14
65	Linder, Brandon	C	6-6	309	1/25/92	24	3	Miami (Fla.)	Southwest Ranches, Fla.	D3-'14
99	Marks, Sen'Derrick	DT	6-2	309	2/23/87	29	8	Auburn	Mobile, Ala.	UFA (Ten.)-'13
2	Myers, Jason	K	5-10	195	5/12/91	25	2	Marist	Chula Vista, Calif.	FA-'15
91	Ngakoué, Yannick	DE	6-2	246	3/31/95	21	R	Maryland	Bowie, Md.	D3-'16
3	Nortman, Brad	P	6-2	218	9/12/89	27	5	Wisconsin	Brookfield, Wis.	UFA (Car.)-'16
75	Odrick, Jared	DL	6-5	298	12/31/87	28	7	Penn State	Lebanon County, Pa.	UFA (Mia.)-'15
78	Parnell, Jermeý	OT	6-6	323	7/20/86	30	6	Mississippi	Blytheville, Ark.	UFA (Dal.)-'15
51	Posluszny, Paul	LB	6-2	232	10/10/84	32	10	Penn State	Aliquippa, Pa.	UFA (Buf.)-'11
73	Poutasi, Jeremiah	OL	6-5	335	8/7/94	22	2	Utah	Daly City, Calif.	FA-'16
52	Pullard III, Hayes	LB	6-0	233	4/18/92	24	2	Southern California	Los Angeles, Calif.	PS (Cle.)-'15
20	Ramsey, Jalen	CB	6-2	211	10/24/94	22	R	Florida State	Smyrna, Tenn.	D1-'16
64	Reed, Chris	G	6-5	310	7/22/92	24	1	Minnesota State	Omaha, Neb.	FA-'15
15	Robinson, Allen	WR	6-3	218	8/24/93	23	3	Penn State	Southfield, Mich.	D2a-'14
16	Robinson, Denard	RB	6-0	213	9/22/90	26	4	Michigan	Deerfield Beach, Fla.	D5-'13
69	Shatley, Tyler	G	6-3	306	5/5/91	25	2	Clemson	Icard, N.C.	FA-'14
55	Skuta, Dan	LB	6-2	252	4/21/86	30	8	Grand Valley State	Flint, Mich.	UFA (S.F.)-'15
98	Smith, Chris	DE	6-1	262	2/11/92	24	3	Arkansas	Mount Ulla, N.C.	D5b-'14
50	Smith, Telvin	LB	6-3	218	4/11/91	25	3	Florida State	Valdosta, Ga.	D5a-'14
87	Sterling, Neal	TE	6-4	254	1/14/92	24	2	Monmouth	Belmar, N.J.	D7a-'15
80	Thomas, Julius	TE	6-5	256	6/27/88	28	6	Portland State	Stockton, Calif.	UFA (Den.)-'15
25	Thompson, Peyton	FS	5-10	189	9/26/90	26	2	San Jose State	Sacramento, Calif.	FA-'14
46	Tinker, Carson	LS	6-0	239	11/15/89	27	4	Alabama	Murfreesboro, Tenn.	FA-'13
81	Walters, Bryan	WR	6-0	195	11/4/87	29	5	Cornell	Bothell, Wash.	FA-'16
72	Wells, Josh	OT	6-6	305	2/14/91	25	3	James Madison	Mechanicsville, Va.	FA-'14
47	Wilson, Jarrod	S	6-2	209	2/9/94	22	R	Michigan	Arkon, Ohio	FA-'16
24	Yeldon, T.J.	RB	6-1	223	10/2/93	23	2	Alabama	Daphne, Ala.	D2-'15

Head Coach: Gus Bradley

Assistants: John Benton (assistant offensive line), Daniel Bullocks (assistant defensive backs), John Donovan (offensive quality control) Nathaniel Hackett (offensive coordinator), Alex Hampton (strength associate), Scottie Hazelton (assistant linebackers), Monte Kiffin (defensive assistant), Jess Langvardt (strength associate), Mike Mallory (special teams coordinator), Doug Marrone (assistant head coach-offense/offensive line), Ron Middleton (tight ends/assistant special teams), Tom Myslinski (strength and conditioning coordinator), Chris O'Hara (offensive coaches associate), Mike Rutenberg (defensive assistant), Robert Saleh (linebackers), Cedric Scott (assistant strength coach), Dan Shamash (defensive quality control), Kelly Skipper (running backs), Matt Smiley (assistant special teams coach), Tony Sorrentino (assistant wide receivers coach), Jerry Sullivan (wide receivers), DeWayne Walker (defensive backs), Todd Wash (defensive coordinator), Aaron Whitecotton (assistant defensive line), Tyler Wolf (assistant to head coach).

JAGUARS 2016 NUMERICAL ROSTER

11/29/2016

NO	NAME	POS	HT	WT	DOB	AGE	EXP	COLLEGE	HOMETOWN	HOW ACC
2	Jason Myers	K	5-10	195	5/12/91	25	2	Marist	Chula Vista, Calif.	FA-'15
3	Brad Nortman	P	6-2	218	9/12/89	27	5	Wisconsin	Brookfield, Wis.	UFA (Car.)-'16
5	Blake Bortles	QB	6-5	239	4/28/92	24	3	Central Florida	Oviedo, Fla.	D1-'14
7	Chad Henne	QB	6-3	219	7/2/85	31	9	Michigan	Wyomissing, Pa.	UFA (Mia.)-'12
10	Brandon Allen	QB	6-1	219	9/5/92	24	R	Arkansas	Fayetteville, Ark.	D6b-'16
11	Marqise Lee	WR	6-0	200	11/25/91	25	3	Southern California	Inglewood, Calif.	D2-'14
13	Rashad Greene Sr.	WR	5-11	190	9/23/92	24	2	Florida State	Albany, Ga.	D5-'15
15	Allen Robinson	WR	6-3	218	8/24/93	23	3	Penn State	Southfield, Mich.	D2a-'14
16	Denard Robinson	RB	6-0	213	9/22/90	26	4	Michigan	Deerfield Beach, Fla.	D5-'13
17	Arrelious Benn	WR	6-2	222	9/8/88	28	6	Illinois	Washington, D.C.	FA-'16
20	Jalen Ramsey	CB	6-1	211	10/24/94	22	R	Florida State	Smyrna, Tenn.	D1-'16
21	Prince Amukamara	CB	6-0	202	6/6/89	27	6	Nebraska	Leominster, Mass.	UFA (NYG)-'16
22	Aaron Colvin	CB	6-0	193	10/2/91	25	3	Oklahoma	Tulsa, Okla.	D3-'14
24	T.J. Yeldon	RB	6-1	223	10/2/93	23	2	Alabama	Daphne, Ala.	D2-'15
25	Peyton Thompson	FS	5-10	189	9/26/90	26	2	San Jose State	Sacramento, Calif.	FA-'14
29	Josh Johnson	DB	5-10	195	9/10/90	26	1	Purdue	Dade City, Fla.	FA-'16
30	Corey Grant	RB	5-11	204	12/19/91	24	2	Auburn	Opelika, Ala.	FA-'15
31	Davon House	CB	6-0	200	7/10/89	27	6	New Mexico State	Palmdale, Calif.	UFA (G.B.)-'15
33	Chris Ivory	RB	6-0	224	3/22/88	28	7	Tiffin	Longview, Texas	UFA (NYJ)-'16
37	Johnathan Cyprien	S	6-0	217	7/29/90	26	4	Florida International	North Miami Beach, Fla.	D2-'13
39	Tashuan Gipson	FS	5-11	210	8/7/90	26	5	Wyoming	Dallas, Texas	UFA (Cle.)-'16
44	Myles Jack	LB	6-1	247	9/3/95	21	R	UCLA	Scottsdale, Ariz.	D2-'16
46	Carson Tinker	LS	6-0	239	11/15/89	27	4	Alabama	Murfreesboro, Tenn.	FA-'13
47	Jarrod Wilson	S	6-2	209	1/23/94	22	R	Michigan	Arkon, Ohio	FA-'16
48	Alex Ellis	TE	6-4	253	2/10/93	23	R	Tennessee	Salisbury, Md.	PS-'16
50	Telvin Smith	LB	6-3	218	4/11/91	25	3	Florida State	Valdosta, Ga.	D5a-'14
51	Paul Posluszny	LB	6-2	232	10/10/84	32	10	Penn State	Aliquippa, Pa.	UFA (Buf.)-'11
52	Hayes Pullard III	LB	6-0	233	4/18/92	24	2	Southern California	Los Angeles, Calif.	PS (Cle.)-'15
55	Dan Skuta	LB	6-2	252	4/21/86	30	8	Grand Valley State	Flint, Mich.	UFA (S.F.)-'15
56	Dante Fowler Jr.	DE	6-3	250	8/3/94	22	2	Florida	St. Petersburg, Fla.	D1-'15
59	Arthur Brown	LB	6-0	240	6/17/90	26	4	Kansas State	Wichita, Kan.	W (Bal.)-'16
60	A.J. Cann	G	6-3	317	10/23/91	25	2	South Carolina	Bamberg, S.C.	D3-'15
64	Chris Reed	G	6-5	310	7/22/92	24	1	Minnesota State	Omaha, Neb.	FA-'15
65	Brandon Linder	C	6-6	309	1/25/92	24	3	Miami (Fla.)	Southwest Ranches, Fla.	D3-'14
68	Kelvin Beachum	OT	6-3	316	6/8/89	27	5	Southern Methodist	Mexia, Texas	UFA (Pit.)-'16
69	Tyler Shatley	G	6-3	306	5/5/91	25	2	Clemson	Icard, N.C.	FA-'14
72	Josh Wells	OL	6-6	305	2/14/91	25	3	James Madison	Mechanicsville, Va.	FA-'14
73	Jermiah Poutasi	OL	6-5	335	8/7/94	22	2	Utah	Daly City, Calif.	PS-'16
75	Jared Odrick	DL	6-5	298	12/31/87	28	7	Penn State	Lebanon County, Pa.	UFA (Mia.)-'15
78	Jermey Parnell	OT	6-6	323	7/20/86	30	7	Mississippi	Blytheville, Ark.	UFA (Dal.)-'15
79	Jordan Hill	DT	6-1	291	2/8/91	25	4	Penn State	Harrisburg, Pa.	W (Was.)-'16
80	Julius Thomas	TE	6-5	256	6/27/88	28	6	Portland State	Stockton, Calif.	UFA (Den.)-'15
81	Bryan Walters	WR	6-0	195	11/4/87	29	5	Cornell	Bothell, Wash.	UFA (Sea.)-'15
83	Ben Koyack	TE	6-5	269	4/9/93	23	1	Notre Dame	Oil City, Pa.	D7-'15
87	Neal Sterling	TE	6-4	254	1/14/92	24	2	Monmouth	Belmar, N.J.	D7a-'15
88	Allen Hurns	WR	6-3	201	11/12/91	25	3	Miami (Fla.)	Miami, Fla.	FA-'14
90	Malik Jackson	DL	6-5	300	1/11/90	26	5	Tennessee	Van Nuys, Calif.	UFA (Den.)-'16
91	Yannick Ngakoué	DE	6-2	246	3/31/95	21	R	Maryland	Bowie, Md.	D3-'16
92	Sheldon Day	DT	6-1	285	7/1/94	22	R	Notre Dame	Indianapolis, Ind.	D4-'16
93	Tyson Alualu	DE	6-3	304	5/12/87	29	7	California	Honolulu, Hawaii	D1-'10
95	Abry Jones	DT	6-4	318	9/8/91	25	4	Georgia	Warner Robins, Ga.	FA-'13
98	Chris Smith	DE	6-1	262	2/11/92	24	3	Arkansas	Mount Ulla, N.C.	D5b-'14
99	Sen'Derrick Marks	DT	6-2	309	2/23/87	29	8	Auburn	Mobile, Ala.	UFA (Ten.)-'13
Practice Squad										
12	Tony Washington	WR	5-11	197	10/18/90	26	2	Appalachian State	High Point, N.C.	PS-'16
14	Shane Wynn	WR	5-6	166	11/15/92	24	1	Indiana	Cleveland, Ohio	PS-'16
26	Doran Grant	CB	5-10	200	11/30/92	23	2	Ohio State	Akron, Ohio	PS-'16
34	Bronson Hill	RB	5-10	215	1/2/93	23	1	Eastern Michigan	Grand Rapids, Mich.	PS-'16
35	Akeem Davis	DB	6-1	200	12/25/89	26	3	Memphis	Laurel, Miss.	PS-'16
53	Sean Porter	LB	6-1	231	1/12/91	25	3	Texas A&M	Schertz, Texas	PS-'16
67	Arturo Uzdevinis	OT	6-6	295	11/2/92	24	R	Tulane	Tampa, Fla	PS-'16
74	Louis Nix	DT	6-2	331	7/31/91	25	3	Notre Dame	Jacksonville, Fla.	PS-'16
94	Richard Ash	DT	6-3	325	8/4/92	24	1	Western Michigan	Pahokee, Fla.	PS-'16
	Mekale McKay	WR	6-5	210	8/4/93	23	R	Cincinnati	Louisville, Ky.	PS-'16

JAGUARS BY EXPERIENCE

NO	NAME	POS	HT	WT	DOB	AGE	EXP	COLLEGE	HOMETOWN
10th Year (1)									
51	Posluszny, Paul	LB	6-2	232	10/10/84	32	10	Penn State	Aliquippa, Pa.
9th Year (1)									
7	Henne, Chad	QB	6-3	219	7/2/85	31	9	Michigan	Wyomissing, Pa.
8th Year (2)									
99	Marks, Sen'Derrick	DT	6-2	309	2/23/87	29	8	Auburn	Mobile, Ala.
55	Skuta, Dan	LB	6-2	252	4/21/86	30	8	Grand Valley State	Burton, Mich.
7th Year (2)									
93	Alualu, Tyson	DE	6-3	304	5/12/87	29	7	California	Honolulu, Hawaii
33	Ivory, Chris	RB	6-0	224	3/22/88	28	7	Tiffin	Longview, Texas
6th Year (6)									
21	Amukamara, Prince	CB	6-0	202	6/6/89	27	6	Nebraska	Leominster, Mass.
17	Benn, Arrelious	WR	6-2	222	9/8/88	28	6	Illinois	Washington, D.C.
31	House, Davon	CB	6-0	200	7/10/89	27	6	New Mexico State	Palmdale, Calif.
75	Odrick, Jared	DL	6-5	298	12/31/87	28	6	Penn State	Lebanon County, Pa.
78	Parnell, Jermey	OT	6-6	323	7/20/86	30	6	Mississippi	Blytheville, Ark.
80	Thomas, Julius	TE	6-5	256	6/27/88	28	6	Portland State	Stockton, Calif.
5th Year (5)									
68	Beachum, Kelvin	OT	6-3	316	6/8/89	27	5	Southern Methodist	Mexia, Texas
39	Gipson, Tashaun	FS	5-11	210	8/7/90	26	5	Wyoming	Dallas, Texas
90	Jackson, Malik	DL	6-5	300	1/11/90	26	5	Tennessee	Van Nuys, Calif.
3	Nortman, Brad	P	6-2	218	9/12/89	27	5	Wisconsin	Brookfield, Wis.
81	Walters, Bryan	WR	6-0	195	11/4/87	29	5	Cornell	Bothell, Wash.
4th Year (6)									
59	Brown, Arthur	LB	6-0	240	6/17/90	26	4	Kansas State	Wichita, Kan.
37	Cyprien, Johnathan	S	6-0	217	7/29/90	26	4	Florida International	N. Miami Beach, Fla.
79	Hill, Jordan	DT	6-1	291	2/8/91		4	Penn State	Harrisburg, Pa.
95	Jones, Abry	DT	6-4	318	9/8/91	25	4	Georgia	Warner Robins, Ga.
16	Robinson, Denard	RB	6-0	213	9/22/90	26	4	Michigan	Deerfield Beach, Fla.
46	Tinker, Carson	LS	6-0	239	11/15/89	27	4	Alabama	Murfreesboro, Tenn.
3rd Year (9)									
5	Bortles, Blake	QB	6-5	239	4/28/92	24	3	Central Florida	Oviedo, Fla.
22	Colvin, Aaron	CB	6-0	193	10/2/91	25	3	Oklahoma	Tulsa, Okla.
88	Hurns, Allen	WR	6-3	201	11/12/91	25	3	Miami (Fla.)	Miami, Fla.
11	Lee, Marqise	WR	6-0	200	11/25/91	25	3	Southern California	Inglewood, Calif.
65	Linder, Brandon	G	6-6	309	1/25/92	24	3	Miami (Fla.)	Southwest Ranches, Fla.
15	Robinson, Allen	WR	6-3	218	8/24/93	28	3	Penn State	Southfield, Mich.
98	Smith, Chris	DE	6-1	262	2/11/92	24	3	Arkansas	Mount Ulla, N.C.
50	Smith, Telvin	LB	6-3	218	4/11/91	25	3	Florida State	Valdosta, Ga.
72	Wells, Josh	OL	6-6	305	2/14/91	25	3	James Madison	Mechanicsville, Va.
2nd Year (11)									
60	Cann, A.J.	G	6-2	317	10/23/91	25	2	South Carolina	Bamberg, S.C.
56	Fowler Jr., Dante	DE	6-3	250	8/3/94	22	2	Florida	St. Petersburg, Fla.
30	Grant, Corey	RB	5-11	204	12/19/91	24	2	Auburn	Opelika, Ala.
13	Greene Sr., Rashad	WR	5-11	190	9/23/92	24	2	Florida State	Albany, Ga.
2	Myers, Jason	K	5-10	195	5/12/91	25	2	Marist	Chula Vista, Calif.
73	Poutasi, Jeremiah	OL	6-5	335	8/7/94	22	2	Utah	Daly City, Calif.
52	Pullard III, Hayes	LB	6-0	233	4/18/92	24	2	Southern California	Los Angeles, Calif.
69	Shatley, Tyler	G	6-3	306	5/5/91	25	2	Clemson	Icard, N.C.
87	Sterling, Neal	TE	6-4	254	1/14/92	24	2	Monmouth	Belmar, N.J.
25	Thompson, Peyton	FS	6-0	189	9/26/90	26	2	San Jose State	Sacramento, Calif.
24	Yeldon, T.J.	RB	6-1	223	10/2/93	23	2	Alabama	Daphne, Ala.
1st Year (3)									
29	Johnson, Josh	DB	5-10	195	9/10/90	26	1	Purdue	Dade City, Fla.
83	Koyack, Ben	TE	6-5	269	4/9/93	23	1	Notre Dame	Oil City, Pa.
64	Reed, Chris	G	6-5	310	7/22/92	24	1	Minnesota State	Omaha, Neb.
Rookies (7)									
10	Allen, Brandon	QB	6-1	219	9/5/92	24	R	Arkansas	Fayetteville, Ark.
92	Day, Sheldon	DT	6-1	285	7/1/94	22	R	Notre Dame	Indianapolis, Ind.
48	Ellis, Alex	TE	6-4	253	2/10/93	23	R	Tennessee	Salisbury, Md.
44	Jack, Myles	LB	6-1	247	9/3/95	21	R	UCLA	Scottsdale, Ariz.
91	Ngakoue, Yannick	DE	6-2	246	3/31/95	21	R	Maryland	Bowie, Md.
20	Ramsey, Jalen	CB	6-1	211	10/24/94	22	R	Florida State	Smyrna, Tenn.
47	Wilson, Jarrod	S	6-2	209	2/9/94	22	R	Michigan	Arkon, Ohio

JAGUARS BY POSITION

53

OFFENSE 25

	NO	NAME	POS	HT	WT	EXP	COLLEGE
3 QUARTERBACKS							
	5	Bortles, Blake	QB	6-5	239	3	Central Florida
	7	Henne, Chad	QB	6-3	219	9	Michigan
	10	Allen, Brandon	QB	6-1	219	R	Arkansas
4 RUNNING BACKS							
	16	Robinson, Denard	RB	6-0	213	4	Michigan
	24	Yeldon, T.J.	RB	6-1	223	2	Alabama
	30	Grant, Corey	RB	5-11	204	2	Auburn
	33	Ivory, Chris	RB	6-0	224	7	Tiffin
6 WIDE RECEIVERS							
	11	Lee, Marqise	WR	6-0	200	3	Southern California
	13	Greene Sr., Rashad	WR	5-11	190	2	Florida State
	15	Robinson, Allen	WR	6-3	218	3	Penn State
	17	Benn, Arrelious	WR	6-2	222	6	Illinois
	81	Walters, Bryan	WR	6-0	195	5	Cornell
	88	Hurns, Allen	WR	6-3	201	3	Miami (Fla.)
4 TIGHT ENDS							
	48	Ellis, Alex	TE	6-4	253	R	Tennessee
	80	Thomas, Julius	TE	6-5	256	6	Portland State
	83	Koyack, Ben	TE	6-5	269	1	Notre Dame
	87	Sterling, Neal	TE	6-4	254	2	Monmouth
8 OFFENSIVE LINEMEN							
	60	Cann, A.J.	G	6-3	317	2	South Carolina
	64	Reed, Chris	G	6-5	310	1	Minnesota State
	65	Linder, Brandon	G	6-6	309	3	Miami (Fla.)
	68	Beachum, Kelvin	OT	6-3	316	5	Southern Methodist
	69	Shatley, Tyler	G	6-3	306	3	Clemson
	72	Wells, Josh	OL	6-6	305	3	James Madison
	73	Poutasi, Jeremiah	OL	6-5	335	2	Utah
	78	Parnell, Jermeiy	OT	6-6	323	7	Mississippi

SPECIAL TEAMS 3

3 KICKERS/SPECIALISTS							
	2	Myers, Jason	K	5-10	195	2	Marist
	3	Nortman, Brad	P	6-2	218	5	Wisconsin
	46	Tinker, Carson	LS	6-0	239	4	Alabama

DEFENSE 25

10 DEFENSIVE LINEMEN							
	56	Fowler, Jr., Dante	DE	6-3	250	2	Florida
	75	Odrick, Jared	DE	6-5	298	7	Penn State
	79	Hill, Jordan	DT	6-1	291	4	Penn State
	90	Jackson, Malik	DL	6-5	300	5	Tennessee
	91	Ngakoue, Yannick	DE	6-2	246	R	Maryland
	92	Day, Sheldon	DT	6-1	285	R	Notre Dame
	93	Alualu, Tyson	DE	6-3	304	7	California
	95	Jones, Abry	DT	6-4	318	4	Georgia
	98	Smith, Chris	DE	6-1	262	3	Arkansas
	99	Marks, Sen'Derrick	DT	6-2	309	8	Auburn
6 LINEBACKERS							
	44	Jack, Myles	LB	6-1	247	R	UCLA
	50	Smith, Telvin	LB	6-3	218	3	Florida State
	51	Posluszny, Paul	LB	6-2	232	10	Penn State
	52	Pullard III, Hayes	LB	6-0	233	2	Southern California
	55	Skuta, Dan	LB	6-2	252	8	Grand Valley State
	59	Brown, Arthur	LB	6-0	240	4	Kansas State
9 DEFENSIVE BACKS							
	20	Ramsey, Jalen	CB	6-1	211	R	Florida State
	21	Amukamara, Prince	CB	6-0	202	6	Nebraska
	22	Colvin, Aaron	CB	6-0	193	3	Oklahoma
	25	Thompson, Peyton	FS	5-10	189	2	San Jose State
	29	Johnson, Josh	CB	5-10	195	2	Purdue
	31	House, Davon	CB	6-0	200	6	New Mexico State
	37	Cyprien, Johnathan	S	6-0	217	4	Florida International
	39	Gipson, Tashaun	FS	5-11	210	5	Wyoming
	47	Wilson, Jarrod	S	6-2	209	R	Michigan

JAGUARS HOW BUILT

	ROOKIE, VETERAN AND FIRST-YEAR FREE AGENTS (15)	UNRESTRICTED FREE AGENTS (14)	OTHER TEAM'S PRACTICE SQUAD (1)	WAIVERS (2)	COLLEGE DRAFT (21)
2010					DE Tyson Alualu
2011		LB Paul Posluszny			
2012		QB Chad Henne			
2013	DT Abry Jones LS Carson Tinker	DT Sen'Derrick Marks			S Johnathan Cyprien RB Denard Robinson
2014	WR Allen Hurns G Tyler Shatley FS Peyton Thompson				QB Blake Bortles WR Allen Robinson WR Marqise Lee CB Aaron Colvin G Brandon Linder LB Chris Smith LB Telvin Smith
2015	K Jason Myers RB Corey Grant OL Chris Reed	CB Davon House DL Jared Odrick OT Jermei Parnell LB Dan Skuta TE Julius Thomas	LB Hayes Pullard III		DE Dante Fowler Jr. RB T.J. Yeldon WR Rashad Greene Sr. G A.J. Cann TE Neal Sterling TE Ben Koyack
2016	CB Josh Johnson S Jarrod Wilson WR Arrelious Benn WR Bryan Walters OL Jeremiah Poutasi OL Josh Wells TE Alex Ellis	CB Prince Amukamara RB Chris Ivory DL Malik Jackson P Brad Nortman FS Tashaun Gipson OT Kelvin Beachum		LB Arthur Brown DT Jordan Hill	CB Jalen Ramsey LB Myles Jack DE Yannick Ngakoue DT Sheldon Day QB Brandon Allen

JAGUARS 2016 ROSTER MOVES (PAGE 1)

DATE	PLAYER	TRANSACTION
January 4	BAILEY, Rasheed, WR	Signed reserve/future contract
January 4	EDWARDS, Kadeem, OL	Signed reserve/future contract
January 4	EVANS, Shaq, WR	Signed reserve/future contract
January 4	KOYACK, Ben, TE	Signed reserve/future contract
January 4	LAWRENCE, Rashad, WR	Signed reserve/future contract
January 4	PORTER, Sean, LB	Signed reserve/future contract
January 4	REED, Chris, OL	Signed reserve/future contract
January 4	REYNOLDS, Rashaad, CB	Signed reserve/future contract
January 4	WOLFF, Earl, S	Signed reserve/future contract
January 6	MILLER, Patrick, OT	Signed reserve/future contract
February 12	JOHNSON, Josh, DB	Signed
February 16	CASEY, Chance, DB	Signed
March 3	BEADLES, Zane, OL	Released
March 3	CLEMONS, Chris, DE	Released
March 9	BRANCH, Andre, DL	Contract expired
March 9	ANGER, Bryan, P	Contract expired
March 9	WISNIEWSKI, Stefan, C	Contract expired
March 9	HARBOR, Clay, TE	Contract expired
March 9	YOUNG, Sam, OL	Contract expired
March 9	PIERCE, Bernard, RB	Contract expired
March 10	GERHART, Toby, RB	Released
March 10	IVORY, Chris, RB	Signed contract (UFA - NYJ)
March 10	JACKSON, Malik, DL	Signed contract (UFA - Den.)
March 10	NORTMAN, Brad, P	Signed contract (UFA - Car.)
March 10	GIPSON, Tashaun, S	Signed contract (UFA - Cle.)
March 11	BERNADEAU, Mackenzy, OL	Signed contract (UFA - Dal.)
March 11	AMUKAMARA, Prince, CB	Signed contract (UFA - NYG)
March 16	BEACHUM, Kelvin, OT	Signed contract (UFA - Pit.)
March 31	COPELAND, Damian, WR	Released
April 4	HAWKINSON, Tanner, OL	Claimed off waivers
April 15	HAWKINSON, Tanner, OL	Placed on Reserve/Retired list
April 18	BROWN, Sergio, S	Released
April 28	RAMSEY, Jalen, CB	Drafted (1)
April 29	JACK, Myles, LB	Drafted (2)
April 29	NGAKOUE, Yannick, DE	Drafted (3)
April 30	DAY, Sheldon, DT	Drafted (4)
April 30	HOLMES, Tyrone, DE	Drafted (6a)
April 30	ALLEN, Brandon, QB	Drafted (6b)
April 30	WOODARD, Jonathan, DE	Drafted (7)
May 1	BODDY-CALHOUN, Brieann, CB	Agreed to terms
May 1	BOWMAN, Braedon, TE	Agreed to terms
May 1	HILL, Rashod, OT	Agreed to terms
May 1	HILTON, Mike, CB	Agreed to terms
May 1	OBBERKROM, Jaden, K	Agreed to terms
May 1	ROBINSON, Jamal, WR	Agreed to terms
May 1	SLATER, Pearce, OT	Agreed to terms
May 1	WILSON, Jarrod, S	Agreed to terms
May 1	WITTEK, Max, QB	Agreed to terms
May 5	ALLEN, Brandon, QB	Signed contract
May 5	HOLMES, Tyrone, DE	Signed contract
May 7	WOODARD, Jonathan, DE	Signed contract
May 11	CASEY, Chance, DB	Waived
May 11	WERNER, Bjoern, DE	Signed
May 13	JACK, Myles, LB	Signed contract
May 16	DAY, Sheldon, DT	Signed contract
May 17	OBBERKROM, Jaden, K	Waived
June 2	MILLER, Patrick, OT	Waived
June 2	OMAMEH, Patrick, OL	Signed contract
June 16	LOSTON, Craig, S	Waived
June 16	REYNOLDS, Rashaad, CB	Waived
June 16	SMITH, Quanterus, DE	Waived
June 16	QUIGLEY, Ryan, P	Signed contract
June 16	WYNN, Shane, WR	Signed contract
July 25	FICKEN, Sam, K	Signed contract
July 26	BOWANKO, Luke, OL	Placed on Active/PUP list
July 26	WOODARD, Jonathan, DE	Placed on Active/PUP list
July 26	HILTON, Mike, CB	Placed on Active/Non-Football Injury list
August 17	BAILEY, Rasheed, WR	Waived
August 17	McCLENDON, Jacques, OL	Signed contract
August 17	GRAY, Jonas, RB	Waived/injured
August 17	BARNES, T.J., DT	Signed contract
August 23	WITTEK, Max, QB	Waived
August 23	MARSHALL, Cameron, RB	Signed contract
August 24	GRAY, Jonas, RB	Release via injury settlement
August 29	BARTU, Joplo, LB	Waived
August 29	EVANS, Shaq, WR	Waived
August 29	FICKEN, Sam, K	Waived
August 29	HILTON, Mike, CB	Waived
August 29	MARSHALL, Cameron, RB	Waived
August 29	McCRAY, Demetrius, CB	Waived
August 29	QUIGLEY, Ryan, P	Waived
August 29	ROBINSON, Jamal, WR	Waived
August 29	LINKENBACH, Jeff, OL	Placed on injured reserve
August 29	BOWANKO, Luke, OL	Placed on Reserve/PUP list
August 29	WOODARD, Jonathan, DE	Placed on Reserve/PUP list
August 29	WOLFF, Earl, S	Waived/injured
August 30	WERNER, Bjoern, DE	Waived
August 30	JACOBS, Nic, TE	Waived
August 30	SAMPLE, James, S	Placed on injured reserve
August 31	WASHINGTON, Tony, WR	Waived/injured
September 1	EVANS, Shaq, WR	Signed contract
September 2	BERNADEAU, Mackenzy, OL	Released
September 2	EVANS, Shaq, WR	Waived
September 2	LAWRENCE, Rashad, WR	Waived
September 2	BOWMAN, Braedon, TE	Waived
September 2	EDWARDS, Kadeem, OL	Waived
September 2	McCLENDON, Jacques, OL	Released
September 2	SLATER, Pearce, OT	Waived
September 2	HILL, Rashod, OT	Waived
September 2	WYNN, Shane, WR	Waived
September 2	BENN, Arrelious, WR	Released
September 2	DAVIS, Ryan, LB	Released
September 2	EVANS, Josh, S	Waived
September 2	HOLMES, Tyrone, DE	Waived
September 2	BENNETT, Michael, DT	Placed on injured reserve
September 2	ASH, Richard, DT	Waived
September 2	BARNES, T.J., DT	Waived

DATE	PLAYER	TRANSACTION
September 2	PORTER, Sean, LB	Waived
September 2	BODDY-CALHOUN, Brieann, CB	Waived
September 2	ARMBRISTER, Thurston, LB	Waived
September 2	MARSHALL, Nick, CB	Waived
September 2	TRIPP, Jordan, LB	Waived
September 2	COLVIN, Aaron, CB	Placed on reserve/suspended by commissioner list
September 4	BANYARD, Joe, RB	Released
September 4	BROWN, Arthur, LB	Claimed off waivers from Baltimore
September 4	WELLS, Josh, OT	Placed on injured reserve
September 4	BENN, Arrelious, WR	Signed contract
September 4	PORTER, Sean, LB	Signed to practice squad
September 4	ASH, Richard, DT	Signed to practice squad
September 4	EVANS, Shaq, WR	Signed to practice squad
September 4	HILL, Rashod, OL	Signed to practice squad
September 4	LAWRENCE, Rashad, WR	Signed to practice squad
September 4	MARSHALL, Nick, CB	Signed to practice squad
September 4	WYNN, Shane, WR	Signed to practice squad
September 4	Huff, Marqueston, S	Claimed off waivers from Tennessee
September 5	ELLIS, Alex, TE	Signed to practice squad
September 5	HILL, Bronson, RB	Signed to practice squad
September 5	POUTASI, Jeremiah, OL	Signed to practice squad
September 6	EVANS, Shaq, WR	Placed on practice squad injured list
September 6	ROBINSON, Jamal, WR	Signed to practice squad
September 7	WOLFF, Earl, S	Waived via injury settlement
September 13	HUFF, Marqueston, S	Waived
September 13	EVANS, Shaq, WR	Released
September 15	ROBINSON, Jamal, WR	Released from the practice squad
September 15	HUFF, Marqueston, S	Signed to practice squad
September 24	WALTERS, Bryan, WR	Released
September 24	HILL, Rashod, OL	Signed to active roster
September 26	HILL, Rashod, OL	Waived
September 26	WALTERS, Bryan, WR	Signed
September 27	HILL, Rashod, OL	Signed to practice squad
October 4	JOECKEL, Luke, OL	Placed on reserve/injured list
October 5	HARRIS, Bryce, OL	Signed contract
October 10	DAVIS, Akeem, DB	Signed to practice squad
October 10	GRATZ, Dwayne, DB	Released
October 10	HUFF, Marqueston, S	Signed to Baltimore's 53-man roster
October 10	COLVIN, Aaron, CB	Activated to the 53-man roster
October 12	MARSHALL, Nick, CB	Signed to N.Y. Jets' 53-man roster
October 12	BALL, Marcus, DB	Signed to practice squad
October 17	LINKENBACH, Jeff, OL	Released from Reserve/Injured list
October 25	MILLER, Roy, DT	Placed on injured reserve
October 25	ASH, Richard, DT	Signed to active roster
November 1	WELLS, Josh, OT	IR/Designated to Return
November 15	HILL, Rashod, OL	Signed to Minnesota's 53-man roster
November 15	UZDAVINIS, Arturo, OT	Signed to practice squad
November 18	HARRIS, Bryce, OL	Released
November 18	POUTASI, Jeremiah, OL	Promoted to 53-man roster
November 21	LEWIS, Mercedes, TE	Placed on injured reserve
November 21	HILL, Jordan, DT	Claimed off waivers from Washington
November 21	OMAMEH, Patrick, OL	Placed on injured reserve
November 21	WELLS, Josh, OL	Activated to the 53-man roster
November 26	ASH, Richard, DT	Waived
November 26	ELLIS, Alex, TE	Promoted to 53-man roster
November 28	BIBBS, E.J., TE	Released from practice squad

JAGUARS UNOFFICIAL DEPTH CHART

OFFENSE

WR:	15 Allen Robinson	13 Rashad Greene Sr.	17 Arrelious Benn
TE:	80 Julius Thomas	87 Neal Sterling	<u>48 Alex Ellis</u>
LT:	68 Kelvin Beachum	73 Jeremiah Poutasi	
LG:	64 Chris Reed	69 Tyler Shatley	
C:	65 Brandon Linder	69 Tyler Shatley	
RG:	60 A.J. Cann	69 Tyler Shatley	
RT:	78 Jermei Parnell	72 Josh Wells	
TE:	83 Ben Koyack	87 Neal Sterling	<u>48 Alex Ellis</u>
WR:	88 Allen Hurns	11 Marqise Lee	81 Bryan Walters
QB:	5 Blake Bortles	7 Chad Henne	<u>10 Brandon Allen</u>
RB:	24 T.J. Yeldon	33 Chris Ivory	16 Denard Robinson 30 Corey Grant

DEFENSE

LEO:	<u>91 Yannick Ngakoue</u>	56 Dante Fowler Jr.	98 Chris Smith
DT:	90 Malik Jackson	99 Sen'Derrick Marks	<u>92 Sheldon Day</u>
DT:	95 Abry Jones	79 Jordan Hill	
DE:	75 Jared Odrick	93 Tyson Alualu	99 Sen'Derrick Marks
WLB:	50 Telvin Smith	<u>44 Myles Jack</u>	
MLB:	51 Paul Posluszny	52 Hayes Pullard III	
OTTO:	<u>44 Myles Jack</u>	55 Dan Skuta	59 Arthur Brown
LCB:	21 Prince Amukamara	31 Davon House	
FS:	39 Tashaun Gipson	25 Peyton Thompson	
SS:	37 Johnathan Cyprien	<u>47 Jarrod Wilson</u>	
RCB:	<u>20 Jalen Ramsey</u>	22 Aaron Colvin	29 Josh Johnson

SPECIAL TEAMS

K:	2 Jason Myers		
P:	3 Brad Nortman		
LS:	46 Carson Tinker		
PH:	3 Brad Nortman		
KR:	11 Marqise Lee	30 Corey Grant	16 Denard Robinson
PR:	13 Rashad Greene Sr.	11 Marqise Lee	81 Bryan Walters

_____ = ROOKIE



2016 STATISTICS
REGULAR SEASON WEEK 13 vs. DENVER

STARTERS

OFFENSIVE STARTERS

	WR	TE	LT	LG	C	RG	RT	TE	WR	QB	RB
9/11 vs. G.B.	A. Robinson	Thomas	Beachum	Joeckel	Linder	Cann	Parnell	Lewis	Hurns	Bortles	Yeldon
9/18 at S.D	A. Robinson	Thomas	Beachum	Joeckel	Linder	Cann	Parnell	Lewis	Hurns	Bortles	Yeldon
9/25 vs. BAL	A. Robinson	Thomas	Joeckel	Reed	Shatley	Cann	Parnell	Lewis	Hurns	Bortles	Yeldon
10/2 vs. IND	A. Robinson	Omameh (OL)	Beachum	Joeckel	Linder	Cann	Parnell	Lewis	Hurns	Bortles	Yeldon
10/16 at CHIA	A. Robinson	Thomas	Beachum	Omameh	Linder	Cann	Parnell	Lewis	Hurns	Bortles	Yeldon
10/23 vs. OAKA	A. Robinson	Thomas	Beachum	Omameh	Linder	Cann	Parnell	Lewis	Hurns	Bortles	Yeldon
10/27 at TENA	A. Robinson	Thomas	Beachum	Omameh	Linder	Cann	Parnell	Lewis	Hurns	Bortles	Yeldon
11/6 at K.C.	A. Robinson	Lee (WR)	Beachum	Omameh	Linder	Cann	Parnell	Lewis	Hurns	Bortles	Yeldon
11/13 vs. HOUA	A. Robinson	Koyack	Beachum	Omameh	Linder	Cann	Parnell	Lewis	Hurns	Bortles	Yeldon
11/20 at DETA	A. Robinson	Koyack	Beachum	Omameh	Linder	Cann	Parnell	Lewis	Hurns	Bortles	Yeldon
11/27 at BUFA	A. Robinson	Koyack	Beachum	Reed	Linder	Cann	Parnell	Ellis	Hurns	Bortles	Ivory
12/4 vs. DEN											
12/11 vs. MIN											
12/18 at HOU											
12/24 vs. TEN											
1/1 at IND											
TOTALS:	A. Robinson - 11	Thomas - 6	Beachum - 10	Joeckel - 3	Linder - 10	Cann - 11	Parnell - 11	Lewis - 10	Hurns - 11	Bortles - 11	Yeldon - 10
		Omameh (OL) - 1	Joeckel - 1	Reed - 2	Shatley - 1			Ellis - 1			Ivory - 1
		Lee - 1		Omameh - 6							
		Koyack - 2									

DEFENSIVE STARTERS

	LDE	DT	DT	LEO	OLB	MLB	OLB	LCB	RCB	SS	FS
9/11 vs. G.B.	Odrick	Jackson	Miller	Fowler	T. Smith	Posluszny	Ramsey (CB)	House	Amukamara	Cyprien	Gipson
9/18 at S.D	Odrick	Jackson	Miller	Ngakoue	T. Smith	Posluszny	Skuta	House	Ramsey	Cyprien	Gipson
9/25 vs. BAL	Alualu	Jackson	Miller	Ngakoue	T. Smith	Posluszny	Skuta	House	Ramsey	Cyprien	Gipson
10/2 vs. IND	Alualu	Jackson	Miller	Ngakoue	T. Smith	Posluszny	Jack	House	Ramsey	Cyprien	Gipson
10/16 at CHI	Odrick	Jackson	Miller	Ngakoue	T. Smith	Posluszny	Jack	Amukamara	Ramsey	Cyprien	Gipson
10/23 vs. OAK	Odrick	Jackson	Miller	Ngakoue	T. Smith	Posluszny	Jack	Amukamara	Ramsey	Cyprien	Gipson
10/27 at TEN	Alualu	Jackson	Jones	Ngakoue	T. Smith	Posluszny	Jack	Colvin	Ramsey	Cyprien	Gipson
11/6 at K.C.	Alualu	Jackson	Jones	Ngakoue	T. Smith	Posluszny	Jack	Amukamara	Ramsey	Cyprien	Gipson
11/13 vs. HOU	Odrick	Jackson	Jones	Ngakoue	T. Smith	Posluszny	Jack	Amukamara	Ramsey	Cyprien	Gipson
11/20 at DET	Odrick	Jackson	Jones	Ngakoue	T. Smith	Posluszny	Colvin (CB)	Amukamara	Ramsey	Cyprien	Gipson
11/27 at BUF	Alualu	Jackson	Marks	Ngakoue	T. Smith	Posluszny	Jack	Amukamara	Ramsey	Cyprien	Gipson
12/4 vs. DEN											
12/11 vs. MIN											
12/18 at HOU											
12/24 vs. TEN											
1/1 at IND											
TOTALS:	Odrick - 6	Jackson - 11	Miller - 6	Fowler - 1	T. Smith - 11	Posluszny - 11	Ramsey (CB) - 1	House - 4	Amukamara - 1	Cyprien - 11	Gipson - 11
	Alualu - 5		Jones - 4	Ngakoue - 10			Skuta - 2	Amukamara - 6	Ramsey - 10		
			Marks - 1				Jack - 7	Colvin - 1			
							Colvin (CB) - 1				

GAME-BY-GAME PARTICIPATION

	vs.	at	vs.	vs.	at	vs.	at	at	vs.	at	at	vs.	vs.	at	vs.	at	GAMES/ STARTS
	G.B	S.D.	BAL	IND	CHI	OAK	TEN	K.C.	HOU	DET	BUF	DEN	MIN	HOU	TEN	IND	
ALLEN	ina	ina	ina	ina	ina	ina	ina	ina	ina	ina	ina						0/0
ALUALU	ina	ina	DE	DE	P	P	DE	DE	P	P	DE						9/5
AMUKAMARA	RCB	ina	ina	P	LCB	LCB	P	LCB	LCB	LCB	LCB						9/6
ASH	ps	ps	ps	ps	ps	ps	P	ina	ina	ina	---						1/0
BEACHUM	LT	LT	ina	LT	LT	LT	LT	LT	LT	LT	LT						10/10
BENN	P	P	P	P	P	P	P	P	P	P	P						11/0
BORTLES	QB	QB	QB	QB	QB	QB	QB	QB	QB	QB	QB						11/11
BROWN	P	P	P	P	P	P	P	P	P	P	P						11/0
CANN	RG	RG	RG	RG	RG	RG	RG	RG	RG	RG	RG						11/11
COLVIN	sus	sus	sus	sus	P	P	LCB	P	P	CB	P						7/2
CYPRIEN	SS	SS	SS	SS	SS	SS	SS	SS	SS	SS	SS						11/11
DAY	P	P	P	P	P	P	P	P	P	P	P						11/0
ELLIS	ps	ps	ps	ps	ps	ps	ps	ps	ps	ps	TE						1/1
FOWLER JR.	LEO	P	P	P	P	P	P	P	P	P	P						11/1
GIPSON	FS	FS	FS	FS	FS	FS	FS	FS	FS	FS	FS						11/11
GRANT	P	P	P	P	ina	ina	ina	ina	ina	P	P						6/0
GRATZ	P	P	P	ina	---	---	---	---	---	---	---						3/0
GREENE SR	P	P	P	P	ina	P	ina	ina	P	P	P						8/0
HARRIS	---	---	---	---	ina	ina	ina	ina	ina	---	---						0/0
HENNE	DNP	DNP	DNP	DNP	DNP	DNP	DNP	DNP	DNP	P	DNP						1/0
J.HILL	---	---	---	---	---	---	---	---	---	---	P						1/0
R.HILL	ps	ps	P	ps	ps	ps	ps	ps	ps	---	---						1/0
HOUSE	LCB	LCB	LCB	LCB	P	P	P	P	P	P	P						11/4
HUFF	Sus	ps	ps	ps	---	---	---	---	---	---	---						0/0
HURNS	WR	WR	WR	WR	WR	WR	WR	WR	WR	WR	WR						11/11
IVORY	ina	ina	P	P	P	P	P	P	P	P	RB						9/1
JACK	P	P	P	OTTO	OTTO	OTTO	OTTO	OTTO	OTTO	P	OTTO						11/7
JACKSON	DT	DT	DT	DT	DT	DT	DT	DT	DT	DT	DT						11/11
JOEKEL	LG	LG	LT	LG	IR	IR	IR	IR	IR	IR	IR						4/4
JOHNSON	ina	P	P	P	ina	ina	ina	P	ina	ina	P						5/0
JONES	P	P	P	P	P	P	DT	DT	DT	DT	ina						10/4
KOYACK	P	P	ina	ina	ina	P	P	P	TE	TE	TE						8/3
LEE	P	P	P	P	P	P	P	WR	P	P	P						11/1
LEWIS	TE	TE	TE	TE	TE	TE	TE	TE	TE	TE	IR						10/10
LINDER	C	C	ina	C	C	C	C	C	C	C	C						10/10
MARKS	P	P	P	P	P	P	P	P	P	P	DT						11/1
MILLER III	DT	DT	DT	DT	DT	DT	IR	IR	IR	IR	IR						6/6
MYERS	P	P	P	P	P	P	P	P	P	P	P						11/0
NGAKOUE	P	LEO	LEO	LEO	LEO	LEO	LEO	LEO	LEO	LEO	LEO						11/10
NORTMAN	P	P	P	P	P	P	P	P	P	P	P						11/0
ODRICK	DE	DE	ina	ina	DE	DE	ina	ina	DE	DE	ina						6/6
OMAMEH	P	P	P	OL	LG	LG	LG	LG	LG	LG	IR						10/7
PARNELL	RT	RT	RT	RT	RT	RT	RT	RT	RT	RT	RT						11/11
POSZUSZNY	MLB	MLB	MLB	MLB	MLB	MLB	MLB	MLB	MLB	MLB	MLB						11/11
POUTASI	ps	ps	ps	ps	ps	ps	ps	ps	ps	ina	ina						0/0
PULLARD III	P	P	P	P	P	P	P	P	P	P	P						11/0
RAMSEY	CB	RCB	RCB	RCB	RCB	RCB	RCB	RCB	RCB	RCB	RCB						11/11
REED	ina	ina	LG	ina	P	P	P	P	P	P	LG						8/2

GAME-BY-GAME PARTICIPATION

	vs. G.B	at S.D.	vs. BAL	vs. IND	at CHI	vs. OAK	at TEN	at K.C.	vs. HOU	at DET	at BUF	vs. DEN	vs. MIN	at HOU	vs. TEN	at IND	GAMES/ STARTS
SHATLEY	P	P	C	P	P	P	P	P	P	P	P						11/1
SKUTA	P	OTTO	OTTO	ina	P	P	P	P	P	ina	ina						8/2
C. SMITH	ina	ina	ina	P	ina	ina	P	P	ina	ina	ina						3/0
T. SMITH	WLB	WLB	WLB	WLB	WLB	WLB	WLB	WLB	WLB	WLB	WLB						11/11
STERLING	P	P	P	P	ina	ina	ina	ina	P	P	P						7/0
THOMAS	TE	TE	TE	ina	TE	TE	TE	P	P	P	ina						9/6
THOMPSON	P	P	P	P	P	P	P	P	P	P	P						11/0
WALTERS	ina	ina	---	P	P	ina	P	P	ina	ina	P						5/0
WILSON	P	P	P	P	P	P	P	P	P	P	P						11/0
YELDON	RB	RB	RB	RB	RB	RB	RB	RB	RB	RB	P						11/10

POS=Started; P=Played; DNP=Did not play; ina= Inactive; ps=Practice squad; ---=Not on roster;

NFI= Reserve/non-football injury; PUP=Reserve/physically unable to perform; IR=Injured reserve; Sus=Suspended

2016 JACKSONVILLE JAGUARS

REGULAR SEASON GAME-BY-GAME STATISTICS

Passing													
Date	Opponent	B.Bortles											
		Att	Cmp	Yds	Cmp%	Yds/Att	TD	TD%	INT	INT%	LG	Sack/Lost	Rating
9/11	Green Bay	39	24	320	61.5	8.21	1	2.6	1	2.6	38	3/20	85.4
9/18	@ San Diego	50	31	329	62.0	6.58	2	4.0	2	4.0	35	2/10	77.8
9/25	Baltimore	38	24	194	63.2	5.11	2	5.3	3	7.9	20	4/26	60.6
10/2	Indianapolis	33	19	207	57.6	6.27	2	6.1	0	0.0	42t	3/12	96.4
10/16	@ Chicago	33	20	271	60.6	8.21	1	3.0	1	3.0	51t	2/8	84.3
10/23	Oakland	43	23	246	53.5	5.72	1	2.3	2	4.7	39	1/7	58.9
10/27	@ Tennessee	54	33	337	61.1	6.24	3	5.6	0	0.0	31	2/15	97.5
11/6	@ Kansas City	41	22	252	53.7	6.15	2	4.9	1	2.4	51	2/8	78.5
11/13	Houston	49	32	265	65.3	5.41	2	4.1	1	2.0	19	2/18	84.1
11/20	@ Detroit	35	22	202	62.9	5.77	2	5.7	2	5.7	29	0/0	73.8
11/27	@ Buffalo	26	13	126	50.0	4.85	2	7.7	0	0.0	24	2/8	89.6
TOTALS		441	263	2749	59.6	6.23	20	4.5	13	2.9	51t	23/132	80.6

Rushing															
Date	Opponent	C.Ivory													
		No	Yds	Avg	LG	TD	T.Yeldon			B.Bortles					
						No	Yds	Avg	LG	TD	No	Yds	Avg	LG	TD
9/11	Green Bay			Inactive		21	39	1.9	7	1	2	2	1.0	3	0
9/18	@ San Diego			Inactive		7	28	4.0	15	0	3	34	11.3	24	0
9/25	Baltimore	12	14	1.2	4	6	17	2.8	9	0	3	17	5.7	9	0
10/2	Indianapolis	8	29	3.6	13	14	71	5.1	15	0	7	36	5.1	9	1
10/16	@ Chicago	11	32	2.9	9	6	21	3.5	13	0	3	1	0.3	3	0
10/23	Oakland	5	48	9.6	42	6	24	4.0	15	0	5	33	6.6	17	0
10/27	@ Tennessee	4	6	1.5	4	3	20	6.7	12	0	4	22	5.5	12	0
11/6	@ Kansas City	18	107	5.9	42	7	33	4.7	16	0	6	54	9.0	26	0
11/13	Houston	9	31	3.4	13	9	32	3.6	7	0	3	11	3.7	11	0
11/20	@ Detroit	17	39	2.3	8	4	16	4.0	7	0	1	3	3.0	3	0
11/27	@ Buffalo	9	44	4.9	14	6	17	2.8	6	0	8	81	10.1	27	0
TOTALS		93	350	3.8	42	89	318	3.6	16	1	45	294	6.5	27	1

2016 JACKSONVILLE JAGUARS

REGULAR SEASON GAME-BY-GAME STATISTICS

Rushing		D.Robinson				M.Lee				C.Henne						
Date	Opponent	No	Yds	Avg	LG	TD	No	Yds	Avg	LG	TD	No	Yds	Avg	LG	TD
9/11	Green Bay	3	7	2.3	3	0	0	0	0	--	0	Active, Did Not Play				
9/18	@ San Diego	1	7	7.0	7	0	0	0	0	--	0	Active, Did Not Play				
9/25	Baltimore	0	0	0	--	0	0	0	0	--	0	Active, Did Not Play				
10/2	Indianapolis	0	0	0	--	0	0	0	0	--	0	Active, Did Not Play				
10/16	@ Chicago	0	0	0	--	0	0	0	0	--	0	Active, Did Not Play				
10/23	Oakland	0	0	0	--	0	0	0	0	--	0	Active, Did Not Play				
10/27	@ Tennessee	0	0	0	--	0	0	0	0	--	0	Active, Did Not Play				
11/6	@ Kansas City	0	0	0	--	0	1	11	11.0	11	0	Active, Did Not Play				
11/13	Houston	0	0	0	--	0	1	6	6.0	6	0	Active, Did Not Play				
11/20	@ Detroit	3	21	7.0	9	0	1	6	6.0	6	0	1	-2	-2.0	-2	0
11/27	@ Buffalo	13	39	3.0	9	0	1	2	2.0	2	0	Active, Did Not Play				
TOTALS		20	74	3.7	9	0	4	25	6.3	11	0	1	-2	-2.0	0	0

Receiving		A.Robinson				M.Lee				A.Hurns									
Date	Opponent	Tar	Rec	Yds.	Avg.	LG	TD	Tar	Rec	Yds.	Avg.	LG	TD	Tar	Rec	Yds.	Avg.	LG	TD
9/11	Green Bay	15	6	72	12.0	22	0	4	2	22	11.0	12	0	5	4	75	18.8	38	0
9/18	@ San Diego	5	3	54	18.0	35	0	7	5	75	15.0	22	0	10	5	64	12.8	24	0
9/25	Baltimore	11	7	57	8.1	14	2	7	5	44	8.8	20	0	8	4	40	10.0	17	0
10/2	Indianapolis	10	5	55	11.0	17	1	6	4	28	7.0	13	0	4	2	47	23.5	42t	1
10/16	@ Chicago	6	3	49	16.3	18	0	6	6	61	10.2	14	0	11	5	74	14.8	29	0
10/23	Oakland	8	2	9	4.5	5	0	8	7	107	15.3	38	0	7	4	45	11.3	22	0
10/27	@ Tennessee	15	6	70	11.7	21	0	3	1	21	21.0	21	0	11	7	98	14.0	31	1
11/6	@ Kansas City	12	7	76	10.9	20	1	8	4	84	21.0	51	0	4	0	0	0.0	0	0
11/13	Houston	13	9	107	11.9	19	1	6	4	50	12.5	18	0	7	2	13	6.5	11	0
11/20	@ Detroit	7	3	18	6.0	11	1	8	4	52	13.0	29	1	2	1	9	9.0	9	0
11/27	@ Buffalo	4	2	24	12.0	24	0	6	4	37	9.3	20t	1	7	1	12	12.0	12t	1
TOTALS		106	53	591	11.2	35	6	69	46	581	12.6	51	2	76	35	477	13.6	42t	3

2016 JACKSONVILLE JAGUARS

REGULAR SEASON GAME-BY-GAME STATISTICS

Receiving		T. Yeldon					J. Thomas					M. Lewis							
Date	Opponent	Tar	Rec	Yds.	Avg.	LG	TD	Tar	Rec	Yds.	Avg.	LG	TD	Tar	Rec	Yds.	Avg.	LG	TD
9/11	Green Bay	6	4	30	7.5	11	0	5	5	64	12.8	22t	1	2	2	48	24.0	37	0
9/18	@ San Diego	9	8	10	1.3	8	0	7	4	71	17.8	24	0	3	2	17	8.5	13	1
9/25	Baltimore	3	2	11	5.5	6	0	5	2	13	6.5	8	0	3	3	20	6.7	7	0
10/2	Indianapolis	5	4	46	11.5	16	0	Inactive					2	1	12	12.0	12	0	
10/16	@ Chicago	2	1	5	5.0	5	0	4	2	28	14.0	15	0	1	0	0	0.0	0	0
10/23	Oakland	2	1	4	4.0	4	0	7	3	20	6.7	9t	1	3	1	11	11.0	11	0
10/27	@ Tennessee	4	4	36	9.0	12	0	6	3	28	9.3	10t	1	6	4	23	5.8	9	0
11/6	@ Kansas City	6	5	32	6.4	13t	1	2	2	21	10.5	12	0	4	2	23	11.5	17	0
11/13	Houston	3	3	27	9.0	17	0	10	6	24	4.0	12	1	4	3	-1	-0.3	3	0
11/20	@ Detroit	3	2	16	8.0	14	0	5	3	12	4.0	9	0	2	2	16	8.0	15	0
11/27	@ Buffalo	2	1	3	3.0	3	0	Inactive					Not on Team						
TOTALS		45	35	220	6.3	17	1	51	30	281	9.4	24	4	30	20	169	8.5	37	1

Receiving		C. Ivory					B. Koyack					A. Benn								
Date	Opponent	Tar	Rec	Yds.	Avg.	LG	TD	Tar	Rec	Yds.	Avg.	LG	TD	Tar	Rec	Yds.	Avg.	LG	TD	
9/11	Green Bay	Inactive					0	0	0	0	0	0	0	0	0	0	0	0	0	0
9/18	@ San Diego	Inactive					0	0	0	0	0	0	0	2	1	9	9.0	9	0	
9/25	Baltimore	1	1	9	9.0	9	0	Inactive					0	0	0	0	0	0	0	0
10/2	Indianapolis	1	0	0	0.0	0	0	Inactive					2	1	1	1.0	1	0	0	0
10/16	@ Chicago	2	2	3	1.5	2	0	0	0	0	0	0	0	1	1	51	51.0	51t	1	
10/23	Oakland	4	2	3	1.5	3	0	5	5	41	8.2	14	0	2	1	39	39.0	39	0	
10/27	@ Tennessee	1	1	6	6.0	6	0	0	0	0	0	0	0	1	0	0	0.0	0	0	
11/6	@ Kansas City	2	1	0	0.0	0	0	0	0	0	0	0	0	1	1	16	16.0	16	0	
11/13	Houston	3	2	10	5.0	8	0	3	3	35	11.7	15	0	0	0	0	0	0	0	
11/20	@ Detroit	6	6	75	12.5	22	0	1	0	0	0.0	0	0	0	0	0	0	0	0	
11/27	@ Buffalo	1	1	11	11.0	11	0	2	2	23	11.5	17	0	0	0	0	0	0	0	
TOTALS		21	16	117	7.3	22	0	11	10	99	9.9	17	0	9	5	116	23.2	51t	1	

2016 JACKSONVILLE JAGUARS

REGULAR SEASON GAME-BY-GAME STATISTICS

Receiving		R.Greene				N.Sterling				B.Walters										
Date	Opponent	Tar	Rec	Yds.	Avg.	LG	TD	Tar	Rec	Yds.	Avg.	LG	TD	Tar	Rec	Yds.	Avg.	LG	TD	
9/11	Green Bay	2	1	9	9.0	9	0	0	0	0	0	0	0							
9/18	@ San Diego	3	1	7	7.0	7	0	0	0	0	0	0	0							
9/25	Baltimore	0	0	0	0	0	0	0	0	0	0	0	0							
10/2	Indianapolis	1	1	8	8.0	8	0	1	1	10	10.0	10	0	1	0	0	0.0	0	0	0
10/16	@ Chicago			Inactive						Inactive				0	0	0	0	0	0	0
10/23	Oakland	2	2	8	4.0	5	0			Inactive										
10/27	@ Tennessee			Inactive						Inactive				2	2	14	7.0	7t	1	
11/6	@ Kansas City			Inactive						Inactive				1	0	0	0.0	0	0	0
11/13	Houston	0	0	0	0	0	0	0	0	0	0	0	0							
11/20	@ Detroit	0	0	0	0	0	0	0	0	0	0	0	0							
11/27	@ Buffalo	0	0	0	0	0	0	3	2	16	8.0	10	0	4	0	0	0	0	0	0
TOTALS		8	5	32	6.4	9	0	4	3	26	8.7	10	0	4	2	14	7.0	7t	1	0

Receiving		D.Robinson				C.Grant							
Date	Opponent	Tar	Rec	Yds.	Avg.	LG	TD	Tar	Rec	Yds.	Avg.	LG	TD
9/11	Green Bay	0	0	0	0	0	0	0	0	0	0	0	0
9/18	@ San Diego	2	1	7	7.0	7	0	1	1	15	15.0	15t	1
9/25	Baltimore	0	0	0	0	0	0	0	0	0	0	0	0
10/2	Indianapolis	0	0	0	0	0	0	0	0	0	0	0	0
10/16	@ Chicago	0	0	0	0	0	0			Inactive			
10/23	Oakland	0	0	0	0	0	0			Inactive			
10/27	@ Tennessee	0	0	0	0	0	0			Inactive			
11/6	@ Kansas City	0	0	0	0	0	0			Inactive			
11/13	Houston	0	0	0	0	0	0			Inactive			
11/20	@ Detroit	1	1	4	4.0	4	0	0	0	0	0	0	0
11/27	@ Buffalo	0	0	0	0	0	0	1	1	15	15.0	15t	1
TOTALS		3	2	11	5.5	7	0	1	1	15	15.0	15t	1

2016 JACKSONVILLE JAGUARS

REGULAR SEASON GAME-BY-GAME STATISTICS

Punt Returns		R.Greene					B.Walters						
Date	Opponent	No.	Yds.	Avg.	LG	FC	TD	No.	Yds.	Avg.	LG	FC	TD
9/11	Green Bay	1	14	14.0	14	1	0			Inactive			
9/18	@ San Diego	2	9	4.5	8	1	0			Inactive			
9/25	Baltimore	5	51	10.2	42	0	0			Not on Team			
10/2	Indianapolis	2	12	6.0	12	0	0	0	0	0	0	0	0
10/16	@ Chicago			Inactive				0	0	0.0	0	1	0
10/23	Oakland	5	20	4.0	8	0	0			Inactive			
10/27	@ Tennessee			Inactive				1	0	0.0	0	1	0
11/6	@ Kansas City			Inactive				4	34	8.5	12	3	0
11/13	Houston	2	12	6.0	12	0	0			Inactive			
11/20	@ Detroit	2	3	1.5	3	3	0			Inactive			
11/27	@ Buffalo	2	10	5.0	10	0	0	1	14	14.0	14	1	0
TOTALS		21	131	6.2	42	5	0	6	48	8.0	14	6	0

Punt Returns		M.Lee					
Date	Opponent	No.	Yds.	Avg.	LG	FC	TD
9/11	Green Bay	0	0	0	0	0	0
9/18	@ San Diego	0	0	0	0	0	0
9/25	Baltimore	0	0	0	0	0	0
10/2	Indianapolis	0	0	0	0	0	0
10/16	@ Chicago	1	3	3.0	3	3	0
10/23	Oakland	0	0	0	0	0	0
10/27	@ Tennessee	1	0	0.0	0	0	0
11/6	@ Kansas City	0	0	0	0	0	0
11/13	Houston	0	0	0	0	0	0
11/20	@ Detroit	0	0	0	0	0	0
11/27	@ Buffalo	0	0	0	0	0	0
TOTALS		2	3	1.5	3	3	0

2016 JACKSONVILLE JAGUARS

REGULAR SEASON GAME-BY-GAME STATISTICS

KO Returns		C. Grant					M. Lee						
Date	Opponent	No.	Yds.	Avg.	LG	FC	TD	No.	Yds.	Avg.	LG	FC	TD
9/11	Green Bay	2	51	25.5	32	0	0	0	0	0	0	0	0
9/18	@ San Diego	3	67	22.3	24	0	0	0	0	0	0	0	0
9/25	Baltimore	3	58	19.3	25	0	0	0	0	0	0	0	0
10/2	Indianapolis	4	80	20.0	28	0	0	0	0	0	0	0	0
10/16	@ Chicago	Inactive											
10/23	Oakland	Inactive											
10/27	@ Tennessee	Inactive											
11/6	@ Kansas City	Inactive											
11/13	Houston	Inactive											
11/20	@ Detroit	0	0	0	0	0	0	1	17	17.0	17	0	0
11/27	@ Buffalo	1	12	12.0	12	0	0	1	42	42.0	42	0	0
TOTALS		13	268	20.6	32	0	0	13	346	26.6	45	0	0

KO Returns		A. Benn					D. Robinson						
Date	Opponent	No.	Yds.	Avg.	LG	FC	TD	No.	Yds.	Avg.	LG	FC	TD
9/11	Green Bay	0	0	0	0	0	0	0	0	0	0	0	0
9/18	@ San Diego	0	0	0	0	0	0	0	0	0	0	0	0
9/25	Baltimore	1	0	0.0	0	0	0	0	0	0	0	0	0
10/2	Indianapolis	0	0	0	0	0	0	0	0	0	0	0	0
10/16	@ Chicago	0	0	0	0	0	0	0	0	0	0	0	0
10/23	Oakland	0	0	0	0	0	0	0	0	0	0	0	0
10/27	@ Tennessee	0	0	0	0	0	0	0	0	0	0	0	0
11/6	@ Kansas City	0	0	0	0	0	0	0	0	0	0	0	0
11/13	Houston	1	16	16.0	16	0	0	0	0	0	0	0	0
11/20	@ Detroit	0	0	0	0	0	0	0	0	0	0	0	0
11/27	@ Buffalo	0	0	0	0	0	0	1	13	13.0	13	0	0
TOTALS		2	16	8.0	16	0	0	1	13	13.0	13	0	0

2016 JACKSONVILLE JAGUARS

REGULAR SEASON GAME-BY-GAME STATISTICS

Punting		B.Nortman						
Date	Opponent	No.	Yds.	Avg.	TB	In20	LG	Net
9/11	Green Bay	2	125	62.5	0	2	67	62.5
9/18	@ San Diego	4	179	44.8	0	2	56	39.5
9/25	Baltimore	6	249	41.5	1	2	49	38.2
10/2	Indianapolis	5	269	53.8	1	1	78	46.2
10/16	@ Chicago	5	275	55.0	0	2	60	52.2
10/23	Oakland	5	239	47.8	0	0	56	39.6
10/27	@ Tennessee	6	275	45.8	1	1	60	41.0
11/6	@ Kansas City	4	167	41.8	1	1	47	25.3
11/13	Houston	3	115	38.3	1	0	48	12.7
11/20	@ Detroit	6	245	40.8	0	4	54	31.7
11/27	@ Buffalo	6	273	45.5	2	2	61	31.7
TOTALS		52	2411	46.4	7	17	78	37.8

Placekicking		J.Myers								
Date	Opponent	KO	KO Yds	TB	XP Att	XP	FG Att	FG	Long	Points
9/11	Green Bay	6	386	5	2	2	3	3	50	11
9/18	@ San Diego	3	86	1	2	2	1	0	0	2
9/25	Baltimore	4	260	4	2	2	2	1	49	5
10/2	Indianapolis	6	392	4	3	3	3	3	49	12
10/16	@ Chicago	4	260	4	2	2	1	1	30	5
10/23	Oakland	5	273	4	1	1	3	3	44	10
10/27	@ Tennessee	4	196	2	2	2	0	0	0	2
11/6	@ Kansas City	3	170	1	2	2	1	0	0	2
11/13	Houston	5	318	3	1	1	2	2	54	7
11/20	@ Detroit	5	325	5	2	1	2	2	52	7
11/27	@ Buffalo	4	261	3	3	3	0	0	0	3
TOTALS		49	2927	36	22	21	18	15	54	66

2016 DRIVE CHART

Week 1 – Sept. 11 vs. Green Bay Packers

JAX Start	Plys	Yds	End	Deep	Result	GB Start	Plys	Yds	End	Deep	Result
1. J18	5	13	J31	J31	Interception	1. J29	6	29	EZ	J 6*#	Touchdown
2. J25	6	14	J39	J49	Punt	2. GB 3	3	3	GB 6	GB 6	Punt
3. GB48	3	48	EZ	GB 5*	Touchdown	3. GB25	3	6	GB31	GB31	Punt
4. J21	3	9	J30	J30	Punt	4. GB 3	3	4	GB 7	GB 7	Punt
5. J47	12	45	GB 8	GB 8*	Field goal	5. GB25	9	75	EZ	J 6*	Touchdown
6. J25	7	75	EZ	GB22	Touchdown	6. GB25	5	75	EZ	J29	Touchdown
7. <u>J25</u>	1	-1	J25	J25	End of half	7. GB25	13	68	J 7	J 7*#	Field goal
8. J25	10	54	GB21	GB21	Field goal	8. GB25	16	73	J 2	J 2*#	Field goal
9. J31	14	37	GB32	GB25	Field goal	9. GB18	3	1	GB19	GB26	Punt
10. J37	10	48	GB14	GB14	Failed 4 th down	10. GB15	1	-1	GB15	GB15	End of game

Week 2 – Sept. 18 at San Diego Chargers

JAX Start	Plys	Yds	End	Deep	Result	SD Start	Plys	Yds	End	Deep	Result
1. J19	3	5	J24	J24	Punt	1. SD25	8	75	EZ	J 3*#	Touchdown
2. J14	3	6	J20	J20	Interception	2. SD33	5	13	SD46	SD48	Punt
3. J25	6	39	SD36	SD35	Missed field goal	3. J34	7	34	EZ	J 6*#	Touchdown
4. J25	3	-7	J22	J25	Fumble	4. SD44	5	56	EZ	J 2*#	Touchdown
5. J 6	5	55	SD39	SD39	Interception	5. J18	6	12	J 5	J 1*#	Fumble
6. <u>J 8</u>	5	44	SD44	SD38	End of half	6. <u>SD31</u>	3	-2	SD29	SD31	Punt
7. J24	3	1	J25	J27	Punt	7. SD45	3	55	EZ	J44	Touchdown
8. J25	4	12	J37	J42	Punt	8. SD19	4	14	SD33	SD39	Punt
9. J28	4	24	SD48	SD48	Punt	9. SD 7	7	93	EZ	J45	Touchdown
10. J25	12	75	EZ	SD 4*#	Touchdown	10. J43	11	36	J 7	J 7*#	Field goal
11. J25	7	58	SD17	SD17*	Failed 4 th down	11. SD17	3	3	SD20	SD25	Punt
12. J40	9	60	EZ	SD15*	Touchdown	12. J43	2	-1	J44	J43	End of game

Week 3 – Sept. 25 vs. Baltimore Ravens

JAX Start	Plys	Yds	End	Deep	Result	BAL Start	Plys	Yds	End	Deep	Result
1. J10	3	3	J13	J13	Punt	1. B48	3	-14	B34	B49	Punt
2. J30	6	15	J45	J47	Punt	2. B 6	3	8	B14	B14	Punt
3. J30	3	2	J32	J32	Punt	3. B25	8	75	EZ	J 7*#	Touchdown
4. J22	4	22	J44	J44	Interception	4. B29	10	46	J25	J25	Field goal
5. J26	5	19	J45	J48	Punt	5. B 8	4	17	B25	B25	Punt
6. B37	8	37	EZ	B 3*#	Touchdown	6. B25	8	51	J24	J24	Field goal
7. J22	11	78	EZ	B11*	Touchdown	7. B25	9	56	J19	J19*	Field goal
8. J25	7	31	B44	B44	Punt	8. B25	3	-3	B22	B25	Punt
9. J19	4	7	J26	J29	Punt	9. B20	5	14	B34	B34	Punt
10. B39	4	8	B31	B31	Field goal	10. B25	4	16	B41	B41	Interception
11. B31	3	0	B31	B31	Interception	11. B29	2	1	B30	B30	Interception
12. B29	4	-5	B34	B25	Blocked field goal	12. B43	8	22	J35	J35	Field goal
13. J25	3	-11	J14	J31	Interception	13. J39	1	-1	J39	J39	End of game

Week 4 – Oct. 2 vs. Indianapolis Colts (in London)

JAX Start	Plys	Yds	End	Deep	Result	IND Start	Plys	Yds	End	Deep	Result
1. J30	3	0	J30	J36	Punt	1. I25	3	8	I33	I33	Punt
2. I24	5	24	EZ	I 3*#	Touchdown	2. I25	3	17	I42	I42	Interception
3. J26	3	3	J29	J29	Punt	3. I36	12	29	J35	J25	Field goal
4. J25	10	75	EZ	I 1*#	Touchdown	4. I25	11	44	J31	J26	Field goal
5. <u>J20</u>	8	75	I 5	I 5*#	Field goal	5. <u>I25</u>	6	29	J46	J46	Punt
6. J29	9	43	I28	I28	Field goal	6. I29	3	-4	I25	I37	Punt
7. J11	14	58	I31	I30	Field goal	7. I25	9	75	EZ	J 1*#	Touchdown
8. J18	6	16	J34	J34	Punt	8. I22	12	78	EZ	J 2*#	Touchdown
9. J25	4	75	EZ	I42	Touchdown	9. I25	6	75	EZ	I40	Touchdown
10. J18	3	4	J22	J22	Punt	10. I20	6	31	J49	J49	Failed 4 th down
11. J49	3	-5	J44	J49	Punt	11. I18	4	-4	I17	I20	Failed 4 th down

Underlined = last drive of first half; * = Inside the 20; # = Goal-to-go; @ = Overtime possession

2016 DRIVE CHART

Week 6 – Oct. 16 at Chicago Bears

JAX Start	Plys	Yds	End	Deep	Result	CHI Start	Plys	Yds	End	Deep	Result
1. J10	12	84	C 6	C 1*#	Interception	1. C25	6	33	J42	J42	Punt
2. J25	3	6	J31	J31	Punt	2. C24 11	58	J18	J18*		Field goal
3. J25	6	8	J33	J41	Punt	3. C14 16	86	EZ	J 1*#		Touchdown
4. <u>J 9</u>	1	-1	J 9	J 9	End of half	4. <u>C22</u>	8	32	J46	J46	Punt
5. J22	3	1	J23	J23	Punt	5. C 9	4	23	C32	C32	Punt
6. J21	3	7	J28	J28	Punt	6. C28	3	8	C36	C36	Punt
7. J15	3	6	J21	J21	Punt	7. C20 11	74	J 6	J 5*#		Field goal
8. J25 5	75	EZ	C 1*#		Touchdown	8. C25	4	16	C41	C41	Punt
9. J16	2	5	J21	J21	Fumble	9. J28 6	14	J14	J 9*		Field goal
10. J25 11	63	C12	C12*		Field goal	10. C25	3	3	C28	C33	Punt
11. J22 4	78	EZ	J49		Touchdown	11. C25	8	27	J48	J44	Failed 4 th down
12. J48	3	2	C49	C49	End of game						

Week 7 – Oct. 23 vs. Oakland Raiders

JAX Start	Plys	Yds	End	Deep	Result	OAK Start	Plys	Yds	End	Deep	Result
1. J22	3	2	J24	J24	Punt	1. O25	3	4	O29	O31	Punt
2. J33	9	49	O18	O18*	Interception	2. O30 9	63	J 7	J 7*		Field goal
3. J25 5	70	O 5	O 5*#		Field goal	3. O20	7	27	O47	O47	Punt
4. J25 9	56	O19	O 9*		Field goal	4. J17 4	3	J14	J14*		Field goal
5. <u>J27</u>	1	-1	J27	J27	End of half	5. O25 11	75	EZ	J 2*#		Touchdown
6. J35 7	39	O26	O26		Field goal	6. <u>O25</u>	8	75	EZ	J 2*#	Touchdown
7. J 7	3	2	J 9	J 9	Punt	7. O25	5	14	O39	O41	Punt
8. J 6	3	-1	J 5	J12	Punt	8. O41	3	-14	O27	O42	Punt
9. J25	3	-5	J20	J28	Punt	9. J37 5	12	J25	J25		Field goal
10. J13	5	27	J40	J40	Punt	10. O28 7	38	J34	J34		Field goal
11. J17 11	83	EZ	O 9*#		Touchdown	11. O32	3	1	O33	O39	Punt
12. J25	4	25	50	50	Interception	12. J48 8	48	EZ	J 9*#		Touchdown
						13. J27	2	-2	J28	J27	End of game

Week 8 – Oct. 27 at Tennessee Titans

JAX Start	Plys	Yds	End	Deep	Result	TEN Start	Plys	Yds	End	Deep	Result
1. J14	5	7	J21	J26	Punt	1. T25	5	17	T42	T48	Punt
2. J24	3	7	J31	J33	Punt	2. T32 10	54	J14	J14*		Field goal
3. J25	3	4	J29	J29	Punt	3. T34 4	66	EZ	J36		Touchdown
4. J25	3	6	J31	J31	Punt	4. T31 8	69	EZ	J 6*		Touchdown
5. <u>J25</u>	8	31	T44	T35	Punt	5. T38 4	62	EZ	J14*		Touchdown
6. J25 11	75	EZ	T10*#		Touchdown	6. <u>T 6</u>	12	90	J 4	J 4*#	Field goal
7. J25	4	15	J40	T44	Punt	7. T25 7	75	EZ	J 4*#		Touchdown
8. J28	11	56	T16	T16	Failed 4 th down	8. T20	4	2	T22	T25	Punt
9. J42 7	58	EZ	T 5*#		Touchdown	9. J35 9	20	J15	J 6*#		Field goal
10. J 9 12	91	EZ	T 7*#		Touchdown	10. T16	3	8	T24	T24	Punt
						11. J47	3	5	J42	J42	Punt

Week 9 – Nov. 6 at Kansas City Chiefs

JAX Start	Plys	Yds	End	Deep	Result	KC Start	Plys	Yds	End	Deep	Result
1. J25	6	27	KC48	KC48	Punt	1. KC13	8	33	KC46	KC47	Punt
2. J18	6	39	KC43	KC43	Punt	2. KC10	5	22	KC32	KC32	Punt
3. J 8	7	62	KC30	KC30	Failed 4 th down	3. J23 2	23	EZ	J23		Touchdown
4. J19	2	0	J19	J19	Interception	4. KC31	3	2	KC33	KC33	Punt
5. J23	6	20	J43	J43	Punt	5. J13 4	5	J 8	J 8*		Field goal
6. J12 11	88	EZ	KC 1*#		Touchdown	6. <u>KC20</u>	6	26	KC46	KC46	Punt
7. J14	5	21	J19	J19	Fumble	7. KC24	3	7	KC31	KC31	Punt
8. J25	6	9	J34	J37	Punt	8. J38 4	5	J33	J33		Field goal
9. J44	7	20	KC36	KC34	Missed field goal	9. J30 6	25	J 5	J 5*		Field goal
10. J25	5	74	KC 1	KC 1*#	Fumble	10. KC44 9	38	J18	J12*		Field goal
11. J39 9	61	EZ	KC13*		Touchdown	11. KC20	3	-5	KC15	KC22	Punt
12. J35	6	33	KC32	KC30	Failed 4 th down	12. KC25	3	-7	KC18	KC29	Punt
						13. KC32	5	12	KC45	KC47	End of game

Underlined = last drive of first half; * = Inside the 20; # = Goal-to-go; @ = Overtime possession

2016 DRIVE CHART

Week 10 – Nov. 13 vs. Houston Texans

JAX Start	Plys	Yds	End	Deep	Result	HOU Start	Plys	Yds	End	Deep	Result
1. J25	6	15	J40	J40	Interception (ret.-TD)	1. H25	10	75	EZ	J 1*#	Touchdown
2. J25	13	75	EZ	H 5*	Touchdown	2. J49	6	18	J31	J31	Missed field goal
3. J20	7	31	H44	H44	Fumble	3. H22	11	46	J32	J32	Missed field goal
4. J39	8	25	H36	H32	Field goal	4. H40	6	23	J37	J37	Failed 4 th down
5. J40	7	20	H40	H40	Failed 4 th down	5. H25	3	1	H26	H26	Punt
6. J13	9	47	H40	H40	Punt	6. H20	6	13	H33	H30	Punt
7. J28	3	-12	J16	J28	Punt	7. J 7	1	7	EZ	J 7*#	Touchdown
8. J21	8	53	H26	H26	Field goal	8. H25	11	42	J33	J30	Field goal
9. J25	6	21	J46	H44	Punt	9. H27	4	25	J48	J48	Punt
10. J 8	8	92	EZ	H14*	Touchdown	10. H 8	6	18	H24	H24	End of game

Week 11 – Nov. 20 at Detroit Lions

JAX Start	Plys	Yds	End	Deep	Result	DET Start	Plys	Yds	End	Deep	Result
1. J13	8	42	D45	D44	Punt	1. D25	6	14	D39	D39	Punt
2. J42	4	10	D48	D43	Punt	2. D15	3	-2	D13	D15	Punt
3. D11	4	2	D 9	D 9*	Field goal	3. D25	3	3	D28	D28	Punt
4. J34	4	26	D48	D48	Fumble	4. D36	3	-3	D33	D36	Punt
5. J 6	3	2	J 8	J 8	Punt (ret.-TD)	5. D 3	3	2	D 5	D 9	Punt
6. J25	5	18	J43	J43	Punt	6. D25	10	67	J 8	J 8*	Field goal
7. J46	7	54	EZ	D 3*#	Touchdown	7. D25	5	16	D41	D41	Punt
8. J25	1	-2	J25	J25	End of half	8. D25	3	41	J28	J28	Fumble
9. J25	3	3	J28	J28	Interception (ret.-TD)	9. D21	7	79	EZ	J 1*#	Touchdown
10. J25	7	41	D34	D33	Field goal	10. D15	15	60	J25	J25	Field goal
11. J13	9	87	EZ	D 3*#	Touchdown	11. J35	1	-1	J35	J35	End of game
12. J34	3	9	J43	J43	Punt						
13. J44	3	-1	J43	J44	Punt						
14. J25	3	0	J25	J25	Interception						

Week 12 – Nov. 27 at Buffalo Bills

JAX Start	Plys	Yds	End	Deep	Result	BUF Start	Plys	Yds	End	Deep	Result
1. J25	11	75	EZ	B 2*#	Touchdown	1. B25	3	5	B30	B32	Punt
2. J21	5	19	J40	J40	Punt	2. B17	3	0	B17	B20	Punt
3. J41	5	13	B46	B43	Punt	3. B 7	7	21	B28	B40	Punt
4. J43	6	15	B42	B42	Punt	4. B20	8	22	B42	B42	Punt
5. J22	3	5	J27	J27	Punt	5. J22	5	22	EZ	J 7*#	Touchdown
6. J28	1	-1	J28	J28	End of half	6. B25	1	75	EZ	B25	Touchdown
7. J35	11	65	EZ	B20	Touchdown	7. B25	3	3	B28	B33	Punt
8. J29	5	10	J39	J39	Punt	8. B25	4	75	EZ	J 7*	Touchdown
9. J35	7	65	EZ	B12*	Touchdown	9. B24	8	76	EZ	J16*	Touchdown
10. J25	3	9	J34	J34	Punt	10. B21	3	9	B30	B30	Punt
11. J27	8	32	B45	B40	Failed 4 th down	11. B42	7	21	J36	J36	End of game

Underlined = last drive of first half; * = Inside the 20; # = Goal-to-go; @ = Overtime possession

2016 MISCELLANEOUS STATISTICS

REGULAR SEASON HIGHS & LOWS

	JAGUARS		OPPONENTS	
	HIGH	LOW	HIGH	LOW
Points	30 vs. IND	14 at SD	38 by SD	16 by CHI
First Downs	25 at KC	14 vs. BAL	25 by SD	10 by KC
Total Offense	449 at KC	216 vs. BAL	494 by TEN	231 by KC
Net Yards Rushing	205 at at KC	48 vs. GB, vs. BAL	214 by TEN	14 by DET
Net Yards Passing	322 at TEN	118 at BUF	297 by CHI	92 by HOU
Offensive Plays	75 at KC	55 at CHI	77 by CHI	52 by BUF
Rushing Attempts	32 at KC	11 at SD	43 by TEN	21 by DET
Pass Attempts	54 at TEN	26 at BUF	49 by CHI	18 by BUF
Pass Completions	33 at TEN	13 at BUF	30 by CHI	12 by BUF
Passes Had Intercepted	3 vs. BAL	0, three times (last at BUF)	2 by BAL (at JAX)	0, nine times (last by BUF)
Sacks Allowed	4 vs. BAL	0 at DET	6 by IND	0 by OAK (at JAX), by TEN
Fumbles	3 at KC	0 vs. BAL	3 by DET	0 by BUF
Fumbles Lost	3 at KC	0, three times (last at BUF)	2 by DET	1 by SD, BAL
Total Turnovers	4 at KC	0 at BUF	3 by BAL (at JAX)	0, eight times (last by BUF)
Penalties	14 at SD	4 at DET	11 by OAK (at JAX)	3 by SD
Yards Penalized	145 vs. IND	25 at DET	117 by OAK (at JAX)	23 by SD
Time of Possession	33:55 at BUF	24:13 at CHI	35:47 by CHI	26:25 by BUF
Defensive Interceptions	2 vs. BAL	0, nine times (last at BUF)	3 by BAL	0, four times (last by BUF)
Total Takeaways	3 vs. BAL	0, six times (last at BUF)	4 by KC	0 by BUF
Longest Drive (plays)	14 vs. GB, vs. IND	1 vs. GB, at CHI	16 by GB, by CHI	1, three times (last by BUF)
Longest Drive (yards)	92 vs. HOU	-12 vs. HOU	90 by TEN	-14, by OAK (at JAX)
Third Down Conversions	10 vs. HOU	2 at SD, at CHI	9 by IND (at JAX), by TEN	1 by KC

REGULAR SEASON INDIVIDUAL HIGHS

	JAGUARS	OPPONENTS
Yards Rushing	107 (Ivory at KC)	123 (Murray, TEN)
Rushing Attempts	21 (Yeldon vs. GB)	24 (Gordon, SD)
Rushing TDs	1 by three players (last: Ivory at CHI)	2 (Murray, OAK)
Receptions	9 (A. Robinson vs. HOU)	11 (Meredith, CHI)
Yards Receiving	107 (Lee vs. OAK & A. Robinson vs. HOU)	115 (Benjamin, SD)
Receiving TDs	2 (A. Robinson vs. BAL)	2 (Benjamin, SD)
Combined Yards (rush/rec)	117 (by Yeldon vs. IND)	128 (Murray, TEN)
All-Purpose Yards	117 (by Yeldon vs. IND)	128 (Murray, TEN)
Yards Passing	337 (Bortles at TEN)	302 (Hoyer, CHI)
Pass Attempts	54 (Bortles at TEN)	50 (Hoyer, CHI)
Pass Completions	33 (Bortles at TEN)	30 (Hoyer, CHI)
TD Passes	2, four times (last: Bortles vs. HOU)	4 (Rivers, SD)
Interceptions Thrown	3 (Bortles vs. BAL)	2 (Flacco, BAL)
Longest Run	42 (Ivory vs. OAK, at KC)	75 (TD) (L. McCoy, JAX)
Longest Pass Completion	51 (Bortles to Benn at CHI & Bortles to Lee at KC)	64 (TD) (Luck to Dorsett, IND)
Longest Kickoff Return	45 (Lee vs. KC)	39 (Bray, IND)
Longest Punt Return	42 (Greene Sr vs. BAL)	57 (Ervin, HOU)
Longest INT Return	30 (Gipson vs. BAL)	40 (Nelson, OAK)
Longest Punt	78 (Nortman vs. IND)	60 (King, OAK)
Longest Field Goal	54 (Myers vs. HOU)	54 (Tucker, BAL)
Touchdowns Scored	2 (A. Robinson vs. BAL)	2 (Benjamin, SD, Murray, OAK)
Points Scored	12 (A. Robinson vs. BAL, Myers vs. IND)	15 (Janikowski, OAK)

SCORING BY QUARTERS

	JAGUARS					OPPONENTS						
	1	2	3	4	OT	Total	1	2	3	4	OT	Total
9/11 vs. G.B	7=	10#	3	3	0	23	7=	14##	3	3	0	27
9/18 at S.D	0	0	0	14##	0	14	7=	14##	14##	3	0	38
9/25 vs. BAL	0	7#	7#	3	0	17	7=	6	3	3	0	19
10/2 vs. IND	7#	10=	6	7#	0	30	3	3	0	21=##	0	27
10/16 at CHI	0	0	0	17=#	0	17	0	10=	3	3	0	16
10/23 vs. OAK	0	6	3	7#	0	16	3	17*#	3	10*	0	33
10/27 at TEN	0	0	8#	14##	0	22	3	24##**	6#	3	0	36
11/6 at K.C.	0	7#	0	7#	0	14	7#	3	6	3	0	19
11/13 vs. HOU	7#	3	0	11#	0	21	14@#	0	7#	3	0	24
11/20 at DET	3	6#	10#	0	0	19	0	9%	7@	10*	0	26
11/27 at BUF	7*	0	7#	7#	0	21	0	6*	14**	8#	0	28
12/4 vs. DEN												
12/11 vs. MIN												
12/18 at HOU												
12/24 vs. TEN												
1/1 at IND												

*=TD rushing // #=TD Passing // @=TD on INT return // %=TD on punt return // ^=TD on fumble return // &=TD on blocked FG // !=TD on kickoff return // ~=TD on blocked punt return

PLAYS OF 30+ YARDS

	95	96	97	98	99	00	01	02	03	04	05	06	07	08	09	10	11	12	13	14	15	16	Total
Jimmy Smith	2	8	9	12	8	9	4	3	6	9	5												75
Fred Taylor				8	5	4		4	4	6	1	5	5	1									43
Maurice Jones-Drew												6	4	1	6	3	6	1	3				30
Keenan McCardell		5	7	3	2	5	4																26
Mercedes Lewis												1		1	4	1	1		3	2	1	1	15
Allen Hurns																			5	5	4	1	14
Allen Robinson																					13	1	14
Ernest Wilford									3	5	3	2			1								14
Reggie Williams										2	6	3	2										13
Cecil Shorts III																	9	1	3				13
Matt Jones										4	4	2	2										12
James Stewart	1	1	4	1	3																		10
Willie Jackson	3	5	1																				9
Justin Blackmon																		6	2				8
Marqise Lee																				5		2	7
Kyle Brady					1	3		2			1												7
Mike Sims-Walker														1	4	2							7
Pete Mitchell	1	1	1	1				1															5
Dennis Northcutt													2	3									5
Mike Thomas																3	2						5
Denard Robinson																				3	1		4
Andre Rison		4																					4
Jason Hill																3	1	0	0				4
Reggie Barlow				1	2																		3
Damon Jones				1	1		1																3
Mike Brown																		3					3
Montell Owens														1				2					3
Clay Harbor																			1	2			3
T.J. Yeldon																						3	3
Jordan Todman																			2	1			3
Arrelious Benn																							2
Chris Ivory																							2
Julius Thomas																						2	2
Rich Griffith	2																						2
Curtis Marsh	2																						2
Mark Brunell		1					1																2
Tavian Banks				1	1																		2
Alvis Whitted				1		1																	2
Anthony Johnson						2																	2
R. Jay Soward						2																	2
Patrick Johnson								2															2
Bobby Shaw								2															2
David Garrard								1							1								2
Matthew Hatchette									2														2
Troy Edwards									1	1													2
LaBrandon Toefield									1		1												2
George Wrihster									1					1									2
John Broussard													2										2
Jerry Porter															2								2
Torry Holt																2							2
Zach Miller															1	1							2
Ace Sanders																			2				2
Bryan Walters																						1	1
Blake Bortles																				1			1
Randy Jordan	1																						1
Natrone Means		1																					1
Stacey Mack							1																1
Kevin Lockett									1														1
Jermaine Lewis										1													1
Marc Edwards										1													1
David Allen										1													1
Todd Yoder											1												1
Brian Jones												1											1
Alvin Pearman												1											1
Greg Estandia													1										1
Jarett Dillard																1							1
Nate Hughes																1							1
Rashad Jennings																	1						1
Laurent Robinson																		1					1
Jordan Shipley																		1					1
Danny Noble																				1			1
Total	12	26	22	29	23	26	11	16	18	20	21	25	22	14	21	14	10	20	18	26	27	420	

PLAYS OF 30+ YARDS - LAST 10 SEASONS

2016

1. 37.....Blake Bortles to Marcedes Lewis
2. 30.....Blake Bortles to Allen Hurns
3. 38.....Blake Bortles to Allen Hurns
4. 35.....Blake Bortles to Allen Robinson
5. 42t.....Blake Bortles to Allen Hurns
6. 51t.....Blake Bortles to Arrelious Benn
7. 42.....Chris Ivory (run)
8. 39.....Blake Bortles to Arrelious Benn
9. 38.....Blake Bortles to Marqise Lee
10. 31.....Blake Bortles to Allen Hurns
11. 51.....Blake Bortles to Marqise Lee
12. 42.....Chris Ivory (run)

2015

1. 36.....Blake Bortles to Allen Robinson
2. 52t.....Blake Bortles to Allen Robinson
3. 46.....Blake Bortles to Allen Robinson
4. 37.....Blake Bortles to Allen Robinson
5. 59t.....Blake Bortles to Allen Hurns
6. 48.....Blake Bortles to Allen Robinson
7. 36.....T.J. Yeldon (run)
8. 59.....Blake Bortles to Allen Hurns
9. 31.....Blake Bortles to Allen Hurns
10. 45.....T.J. Yeldon (run)
11. 44.....Blake Bortles to Allen Robinson
12. 33.....Blake Bortles to Allen Robinson
13. 30t.....Blake Bortles to Allen Hurns
14. 31.....Blake Bortles to Bryan Walters
15. 38.....Blake Bortles to Allen Robinson
16. 34.....Blake Bortles to Julius Thomas
17. 31.....Blake Bortles to Allen Robinson
18. 44.....Blake Bortles to Allen Robinson
19. 67.....Blake Bortles to T.J. Yeldon
20. 30.....Blake Bortles to Julius Thomas
21. 80t.....Blake Bortles to Allen Hurns
22. 31.....Denard Robinson (run)
23. 30.....Blake Bortles to Marqise Lee
24. 37.....Blake Bortles to Allen Robinson
25. 90t.....Blake Bortles to Allen Robinson
26. 36.....Blake Bortles to Allen Robinson
27. 45.....Blake Bortles to Marcedes Lewis

2014

1. 34t..... Chad Henne to Allen Hurns
2. 46..... Chad Henne to Allen Hurns
3. 63t..... Chad Henne to Marcedes Lewis
4. 54..... Chad Henne to Allen Robinson
5. 63t..... Blake Bortles to Allen Hurns
6. 44..... Blake Bortles to Allen Hurns
7. 30..... Blake Bortles to Clay Harbor
8. 59..... Blake Bortles to Clay Harbor
9. 31t..... Blake Bortles to Allen Robinson
10. 41..... Denard Robinson (run)
11. 32..... Blake Bortles (run)
12. 48t..... Blake Bortles to Allen Robinson
13. 39..... Denard Robinson (run)
14. 40t..... Blake Bortles to Allen Hurns
15. 32t..... Denard Robinson (run)
16. 53..... Blake Bortles to Cecil Shorts III
17. 32..... Blake Bortles to Cecil Shorts III
18. 31..... Blake Bortles to Allen Robinson
19. 37..... Blake Bortles to Marqise Lee
20. 30..... Blake Bortles to Marqise Lee
21. 31..... Blake Bortles to Marqise Lee
22. 35..... Blake Bortles to Marcedes Lewis
23. 30..... Blake Bortles to Cecil Shorts III
24. 33..... Blake Bortles to Marqise Lee
25. 34..... Blake Bortles to Marqise Lee
26. 62t..... Jordan Todman (run)

2013

1. 30..... Chad Henne to Ace Sanders
2. 59..... Chad Henne to Cecil Shorts III
3. 31..... Blaine Gabbert to Clay Harbor
4. 67..... Blaine Gabbert to J. Blackmon
5. 39..... Chad Henne to J. Blackmon
6. 43..... Chad Henne to Mike Brown
7. 32..... Chad Henne to Mike Brown
8. 31..... Chad Henne to Mike Brown
9. 30..... Maurice Jones-Drew (run)
10. 62..... Chad Henne to Danny Noble
11. 51..... Chad Henne to Ace Sanders
12. 44..... Maurice Jones-Drew (run)
13. 48..... Maurice Jones-Drew (run)
14. 41..... Chad Henne to M. Lewis
15. 33..... Jordan Todman (run)
16. 30..... Chad Henne to Jordan Todman
17. 30..... Chad Henne to M. Lewis
18. 36..... Chad Henne to M. Lewis

2012

1. 39t..... Blaine Gabbert to Cecil Shorts III
2. 32..... Blaine Gabbert to Laurent Robinson
3. 59t..... Maurice Jones-Drew run
4. 80t..... Blaine Gabbert to Cecil Shorts III
5. 34..... Blaine Gabbert to Cecil Shorts III
6. 42t..... Blaine Gabbert to Cecil Shorts III
7. 36..... Blaine Gabbert to Justin Blackmon
8. 35..... Blaine Gabbert to Cecil Shorts III
9. 52..... Blaine Gabbert to Cecil Shorts III
10. 63..... Chad Henne to Justin Blackmon
11. 67t..... Chad Henne to Cecil Shorts III
12. 39..... Chad Henne to Justin Blackmon
13. 81t..... Chad Henne to Justin Blackmon
14. 59t..... Chad Henne to Cecil Shorts III
15. 32t..... Montell Owens run
16. 38..... Chad Henne to Justin Blackmon
17. 30..... Chad Henne to Cecil Shorts III

- 9-11-16 vs. Green Bay
- 9-11-16 vs. Green Bay
- 9-11-16 vs. Green Bay
- 9-18-16 at San Diego
- 10-2-16 vs. Indianapolis
- 10-16-16 at Chicago
- 10-23-16 vs. Oakland
- 10-23-16 vs. Oakland
- 10-23-16 vs. Oakland
- 10-27-16 at Kansas City
- 11-6-16 at Tennessee
- 11-6-16 at Kansas City

- 9-20-15 vs. Miami
- 9-20-15 vs. Miami
- 9-20-15 vs. Miami
- 9-27-15 at New England
- 9-27-15 at New England
- 10-4-15 at Indianapolis
- 10-4-15 at Indianapolis
- 10-11-15 at Tampa Bay
- 10-25-15 vs. Buffalo
- 11-8-15 at New York Jets
- 11-8-15 at New York Jets
- 11-8-15 at New York Jets
- 11-8-15 at New York Jets
- 11-19-15 vs. Tennessee
- 11-19-15 vs. Tennessee
- 11-29-15 vs. San Diego
- 12-6-15 at Tennessee
- 12-6-15 at Tennessee
- 12-6-15 at Tennessee
- 12-13-15 vs. Indianapolis
- 12-13-15 vs. Indianapolis
- 12-13-15 vs. Indianapolis
- 12-20-15 vs. Atlanta
- 12-27-15 at New Orleans
- 12-27-15 at New Orleans
- 1-3-16 at Houston
- 1-3-16 at Houston

- 9-7-14 at Philadelphia
- 9-7-14 at Philadelphia
- 9-14-14 at Washington
- 9-14-14 at Washington
- 9-21-14 vs. Indianapolis
- 9-28-14 at San Diego
- 9-28-14 at San Diego
- 10-12-14 at Tennessee
- 10-19-14 vs. Cleveland
- 10-26-14 vs. Miami
- 10-26-14 vs. Miami
- 10-26-14 vs. Miami
- 11-2-14 at Cincinnati
- 11-2-14 at Cincinnati
- 11-9-14 vs. Dallas
- 11-9-14 vs. Dallas
- 11-9-14 vs. Dallas
- 11-9-14 vs. Dallas
- 11-23-14 at Indianapolis
- 11-30-14 vs. New York Giants
- 12-7-14 vs. Houston
- 12-7-14 vs. Houston
- 12-14-14 at Baltimore
- 12-18-14 vs. Tennessee
- 12-18-14 vs. Tennessee
- 12-18-14 vs. Tennessee

- 9-15-13 at Oakland
- 9-22-13 at Seattle
- 9-29-13 vs. Indianapolis
- 10-6-13 at St. Louis
- 10-6-13 at St. Louis
- 10-20-13 vs. San Diego
- 10-20-13 vs. San Diego
- 10-20-13 vs. San Diego
- 10-27-13 vs. San Francisco (London)
- 11-17-13 vs. Arizona
- 11-24-13 at Houston
- 11-24-13 at Houston
- 12-5-13 vs. Houston
- 12-5-13 vs. Houston
- 12-15-13 vs. Buffalo
- 12-15-13 vs. Buffalo
- 12-22-13 vs. Tennessee
- 12-29-13 at Indianapolis

- 9-9-12 at Minnesota
- 9-16-12 vs. Houston
- 9-23-12 at Indianapolis
- 9-23-12 at Indianapolis
- 10-7-12 vs. Chicago
- 10-21-12 at Oakland
- 10-28-12 at Green Bay
- 10-28-12 at Green Bay
- 11-8-12 vs. Indianapolis
- 11-18-12 at Houston
- 11-18-12 at Houston
- 11-18-12 at Houston
- 11-18-12 at Houston
- 11-25-12 vs. Tennessee
- 12-9-12 vs. New York Jets
- 12-16-12 at Miami
- 12-16-12 at Miami

18. 36..... Chad Henne to Jordan Shipley
19. 53..... Chad Henne to Montell Owens
20. 30t..... Chad Henne to Justin Blackmon

2011

1. 39..... Maurice Jones-Drew run
2. 36t..... Blaine Gabbert to Mike Thomas
3. 47..... Blaine Gabbert to Mike Thomas
4. 41..... Maurice Jones-Drew run
5. 74t..... Blaine Gabbert to Jason Hill
6. 31..... Blaine Gabbert to Maurice Jones-Drew
7. 48..... Blaine Gabbert to Maurice Jones-Drew
8. 62..... Blaine Gabbert to Marcedes Lewis
9. 43..... Maurice Jones-Drew run
10. 56..... Maurice Jones-Drew run

2010

1. 33..... Mike Thomas run
2. 42t..... David Garrard to Marcedes Lewis
3. 39..... David Garrard to Mike Sims-Walker
4. 52t..... David Garrard to Zach Miller
5. 50t..... David Garrard to Mike Thomas
6. 75t..... David Garrard to Maurice-Jones-Drew
7. 37..... Maurice Jones-Drew run
8. 48t..... David Garrard to Jason Hill
9. 74t..... Rashad Jennings run
10. 30t..... Maurice Jones-Drew run
11. 39..... David Garrard to Mike Thomas
12. 31..... David Garrard to Mike Sims-Walker
13. 37..... David Garrard to Jason Hill
14. 47..... Trent Edwards to Jason Hill

2009

1. 36..... Maurice Jones-Drew run
2. 34..... David Garrard to Mike Sims-Walker
3. 30..... David Garrard run
4. 61t..... Maurice Jones-Drew run
5. 33t..... David Garrard to Marcedes Lewis
6. 41..... David Garrard to Torry Holt
7. 35..... David Garrard to Mike Sims-Walker
8. 80t..... Maurice Jones-Drew run
9. 79t..... Maurice Jones-Drew run
10. 33..... David Garrard to Jarett Dillard
11. 61t..... David Garrard to Mike Sims-Walker
12. 45..... David Garrard to Mike Sims-Walker
13. 33t..... Maurice Jones-Drew run
14. 33..... David Garrard to Marcedes Lewis
15. 35..... David Garrard to Marcedes Lewis
16. 30..... David Garrard to Ernest Wilford
17. 47..... David Garrard to Marcedes Lewis
18. 35t..... David Garrard to Nate Hughes
19. 62..... David Garrard to Zach Miller
20. 63..... David Garrard to Torry Holt
21. 30..... Maurice Jones-Drew run

2008

1. 33..... David Garrard to Matt Jones
2. 34..... Fred Taylor run
3. 41t..... Montell Owens run
4. 32..... David Garrard to Mike Walker
5. 46t..... Maurice Jones-Drew run
6. 30t..... David Garrard to Marcedes Lewis
7. 32..... David Garrard to Reggie Williams
8. 35..... David Garrard to Matt Jones
9. 31..... David Garrard to Jerry Porter
10. 30..... David Garrard to Reggie Williams
11. 33..... David Garrard to Jerry Porter
12. 41..... David Garrard to Dennis Northcutt
13. 35..... David Garrard to Dennis Northcutt
14. 30t..... David Garrard to Dennis Northcutt

2007

1. 47t..... David Garrard to John Broussard
2. 33..... David Garrard to Ernest Wilford
3. 52t..... Maurice Jones-Drew run
4. 40..... David Garrard to Dennis Northcutt
5. 76..... Fred Taylor run
6. 57t..... Maurice Jones-Drew run
7. 30..... Quinn Gray to Greg Estandia
8. 80t..... Quinn Gray to Reggie Williams
9. 56..... Quinn Gray to John Broussard
10. 30..... Maurice Jones-Drew run
11. 36t..... David Garrard to Reggie Williams
12. 36..... David Garrard to George Wrightster
13. 50t..... Fred Taylor run
14. 59t..... David Garrard to Reggie Williams
15. 35..... David Garrard to Ernest Wilford
16. 80t..... Fred Taylor run
17. 38..... Fred Taylor run
18. 55t..... David Garrard to Dennis Northcutt
19. 62t..... Fred Taylor run
20. 43..... David Garrard to Maurice Jones-Drew
21. 37t..... David Garrard to Matt Jones
22. 48..... Quinn Gray to Matt Jones
23. 43t..... David Garrard to Maurice Jones-Drew
24. 32..... David Garrard run
25. 34..... David Garrard to Marcedes Lewis

- 12-23-12 vs. New England
- 12-23-12 vs. New England
- 12-30-12 at Tennessee

- 9-25-11 at Carolina
- 9-25-11 at Carolina
- 10-2-11 vs. New Orleans
- 10-2-11 vs. New Orleans
- 10-9-11 vs. Cincinnati
- 11-27-11 vs. Houston
- 12-5-11 vs. San Diego
- 12-11-11 vs. Tampa Bay
- 12-15-11 at Atlanta
- 1-1-12 vs. Indianapolis

- 10-10-10 at Buffalo
- 10-31-10 at Dallas
- 10-31-10 at Dallas
- 11-14-10 vs. Houston
- 11-14-10 vs. Houston
- 11-21-10 vs. Cleveland
- 12-5-10 at Tennessee
- 12-12-10 vs. Oakland
- 12-12-10 vs. Oakland
- 12-12-10 vs. Oakland
- 12-18-10 at Indianapolis
- 12-26-10 vs. Washington
- 12-26-10 vs. Washington
- 1-2-11 at Houston

- 9-20-09 vs. Arizona
- 9-20-09 vs. Arizona
- 9-28-09 at Houston
- 9-28-09 at Houston
- 10-4-09 vs. Tennessee
- 10-18-09 vs. St. Louis
- 10-18-09 vs. St. Louis
- 11-1-09 at Tennessee
- 11-1-09 at Tennessee
- 11-8-09 vs. Kansas City
- 11-8-09 vs. Kansas City
- 11-8-09 vs. Kansas City
- 11-15-09 at New York Jets
- 11-15-09 at New York Jets
- 11-22-09 vs. Buffalo
- 11-29-09 at San Francisco
- 12-6-09 vs. Houston
- 12-6-09 vs. Houston
- 12-6-09 vs. Houston
- 12-13-09 vs. Miami
- 1-3-10 at Cleveland

- 9-7-08 at Tennessee
- 9-21-08 at Indianapolis
- 9-28-08 vs. Houston
- 10-5-08 vs. Pittsburgh
- 10-12-08 at Denver
- 10-12-08 at Denver
- 10-26-08 vs. Cleveland
- 10-26-08 vs. Cleveland
- 11-2-08 at Cincinnati
- 11-23-08 vs. Minnesota
- 12-1-08 at Houston
- 12-14-08 vs. Green Bay
- 12-14-08 vs. Green Bay
- 12-14-08 vs. Green Bay

- 9-9-07 vs. Tennessee
- 9-16-07 vs. Atlanta
- 10-7-07 at Kansas City
- 10-7-07 at Kansas City
- 10-14-07 vs. Houston
- 10-28-07 at Tampa Bay
- 11-4-07 at New Orleans
- 11-4-07 at New Orleans
- 11-11-07 at Tennessee
- 11-18-07 vs. San Diego
- 11-18-07 vs. San Diego
- 11-25-07 vs. Buffalo
- 11-25-07 vs. Buffalo
- 12-2-07 at Indianapolis
- 12-9-07 vs. Carolina
- 12-16-07 at Pittsburgh
- 12-16-07 at Pittsburgh
- 12-23-07 vs. Oakland
- 12-23-07 vs. Oakland
- 12-30-07 at Houston
- 1-5-08 at Pittsburgh
- 1-5-08 at Pittsburgh
- 1-12-08 at New England

Bold indicates Playoffs

RECORD WHEN...

	95	96	97	98	99	00	01	02	03	04	05	06	07	08	09	10	11	12	13	14	15	16	Total	Post
	W-L	W-L	W-L	W-L	W-L	W-L	W-L	W-L	W-L	W-L	W-L	W-L	W-L	W-L	W-L	W-L	W-L	W-L	W-L	W-L	W-L	W-L	W-L	W-L
Play at home	2-6	7-1	7-1	7-1	7-1	4-4	3-5	3-5	5-3	4-4	6-2	6-2	6-2	2-6	5-3	5-3	4-4	1-7	1-7	3-5	4-4	1-4	93-80	2-1
Play on the road	2-6	2-6	4-4	4-4	7-1	3-5	3-5	3-5	0-8	5-3	6-2	2-6	5-3	3-5	2-6	3-5	1-7	1-7	3-5	0-8	1-7	1-5	61-111	3-5
Play on grass field	3-8	8-3	10-2	9-2	10-2	5-8	5-9	6-8	5-7	7-6	11-2	8-6	11-3	3-10	5-7	6-6	4-8	1-12	4-9	3-10	4-7	2-7	130-142	4-4
Play on artificial field	1-4	1-4	1-3	2-3	4-0	2-1	1-1	0-2	0-4	2-1	1-2	0-2	0-2	2-1	2-2	2-2	1-3	1-2	0-3	0-3	1-4	0-2	25-51	1-2
Play in a dome	1-1	1-2		0-1	1-0	0-1	1-0	0-1	0-2	1-1	0-2	0-1	0-2	2-1	1-1	1-1	1-2	0-1	1-2	0-2		0-1	11-25	
Score first	4-1	7-2	8-2	8-2	9-1	5-6	4-2	4-4	3-3	6-0	8-1	5-2	9-1	3-2	5-2	4-0	4-3	1-5	3-4	0-5	3-2	1-2	104-52	2-2
Opponent scores first	0-11	2-5	3-3	3-3	5-1	2-3	2-8	2-6	2-8	3-7	4-3	3-6	2-4	2-9	2-7	4-8	1-8	1-9	1-8	3-8	2-9	1-7	50-141	3-4
Score on first poss.	4-3	6-1	6-2	3-2	5-0	3-1	2-2	3-0	0-2	3-0	6-0	5-1	6-2	3-2	7-2	5-1	1-1	1-3	3-0	0-3	2-1	0-1	74-31	3-2
Score 20+ points	3-4	8-3	10-3	11-1	11-0	5-3	3-4	6-3	4-2	5-1	11-1	6-4	9-3	5-2	6-1	7-3	1-1	2-4	3-2	3-1	4-5	1-4	124-55	5-2
Score less than 20 pts.	1-8	1-4	1-2	0-4	3-2	2-6	3-6	0-7	1-9	4-6	1-3	2-4	2-2	0-9	1-8	1-5	4-10	0-10	1-10	0-11	1-5	1-5	30-136	0-4
Allow 20+ points	1-9	3-4	5-5	5-3	4-2	1-7	0-8	2-9	2-9	2-5	4-3	0-7	2-4	2-10	4-7	5-8	0-8	0-13	3-11	1-11	2-9	1-6	49-158	3-6
Allow less than 20 pts.	3-3	6-3	6-0	6-2	10-0	6-2	6-2	4-1	3-2	7-2	8-1	8-1	9-1	3-1	3-2	3-0	5-3	2-1	1-1	2-2	1-1	1-2	103-33	2-0
Game decided by <7 pts.	3-5	7-5	4-4	5-2	4-1	2-5	3-6	3-8	4-6	8-3	8-2	2-7	4-2	4-6	5-3	2-2	3-5	2-3	2-1	1-2	4-5	1-4	82-86	3-0
Game decided by <3 pts.	2-2	4-2	2-0	1-2	3-1	1-3	0-3	2-5	1-2	5-2	3-1	0-3	1-2	2-1	1-1		1-1		1-0	1-1	1-0	1-1	33-33	3-0
Lead after 1st quarter	4-2	6-0	7-2	8-2	6-1	4-2	4-1	4-3	2-0	4-0	8-0	4-2	8-2	3-3	3-1	3-1	4-0	1-3	3-4	0-6	2-1	1-2	89-38	2-0
Trail after 1st quarter	0-8	3-3	2-2	2-3	3-1	2-5	0-6	2-6	1-9	2-6	3-2	3-3	1-2	3-3	4-5	2-7	1-8	1-6	0-7	2-5	2-9	0-6	40-118	3-4
Lead at halftime	4-1	4-0	10-1	7-1	9-1	6-3	4-2	6-2	3-2	5-0	6-0	6-2	10-1	2-2	5-0	4-1	4-1	1-3	4-1	1-3	2-1	1-2	105-30	4-1
Trail at halftime	0-9	4-6	0-4	3-3	3-1	0-5	1-6	0-6	1-8	4-6	6-3	0-5	1-4	2-9	2-9	1-7	0-7	1-7	0-10	2-10	2-10	1-6	34-143	0-4
Tied at halftime	0-2	1-1	1-0	1-1	2-0	1-1	1-2	0-2	1-1	0-1	0-1	2-1		1-0		3-0	1-3	0-3	0-1		1-0		16-20	1-1
Lead after 3rd quarter	2-1	6-1	10-1	9-1	11-1	7-3	5-3	6-1	3-2	7-1	9-2	7-0	9-0	3-2	4-1	6-1	5-1	1-1	3-1	2-2	2-2	1-1	118-29	4-0
Trail after 3rd quarter	2-11	3-5	1-4	2-3	2-1	0-5	1-6	0-7	1-7	2-6	2-2	0-8	2-5	1-9	2-8	1-6	0-8	1-11	1-11	1-11	2-8	1-8	26-149	0-6
Goes into overtime		1-1	0-1			1-0				1-0	2-0	0-1		1-0	1-0	0-1		0-3			0-1		7-8	
Have + turnover ratio	3-3	5-1	7-2	7-2	9-0	6-2	3-3	5-3	2-2	7-0	8-2	6-1	9-1	4-2	5-2	6-0	4-3	2-3	4-2	1-4	2-2	1-0	105-41	4-0
Have - turnover ratio	0-7	0-5	1-3	1-3	2-2	1-7	2-5	0-3	1-6	0-2	1-2	1-5	1-3	0-6	2-4	2-8	0-5	0-6	0-8	0-8	1-9	1-7	17-115	0-5
Turnover ratio is even	1-2	4-1	3-0	3-0	3-0		1-2	1-4	2-3	2-5	3-0	1-2	2-1	1-3	0-2		1-3	0-5	0-2	2-1	2-0	0-2	33-38	1-1
Have 30:00+ T.O.P	2-5	6-5	8-1	4-1	11-1	6-5	4-1	4-3	5-5	5-5	9-2	8-3	8-2	4-6	7-1	5-6	5-4	0-6	2-2	1-4	2-2	0-4	107-74	4-1
Have < 30:00 T.O.P	2-7	3-2	3-4	7-4	3-1	1-4	2-9	2-7	0-6	3-2	3-2	0-5	3-3	1-5	0-8	3-2	0-7	2-8	2-10	2-9	3-9	2-5	48-121	1-5
Have 30:00 T.O.P										1-0													1-0	
Have 100-yard rusher		1-1	1-0	7-1	5-0	5-4	2-1	2-3	2-1	3-2	5-1	3-3	6-1	2-0	2-2	6-2	3-3	1-0	1-1	1-1	1-1	0-1	59-29	4-1
Have 300 net passing yds.		2-2	4-0	1-0	3-0	0-2		1-0	1-0	0-2		0-1	0-1	0-1	2-0	1-0		0-2	0-1		1-5	0-3	16-20	
Have a 100-yd. receiver	0-2	4-3	6-2	2-1	4-2	5-5	3-3	0-2	2-1	2-2	3-3	1-1	0-2	1-5	2-1	2-1	0-1	1-5	0-2	0-4	3-7	0-1	41-56	1-1
Have two 100-yd. receivers		1-1	0-1	1-1	3-0	0-1	0-1							1-0							0-2		6-7	
In August		1-0																					1-0	
In September	0-4	2-3	2-1	4-0	2-1	2-2	2-1	2-1	0-4	3-0	2-1	2-1	2-1	2-2	1-2	1-2	1-2	1-3	0-4	0-4	1-2	0-3	33-44	
In October	3-2	1-3	2-2	1-2	4-0	1-4	0-3	1-3	1-2	2-3	2-2	2-2	3-1	1-2	2-1	3-2	1-4	0-3	0-4	1-3	1-3	2-2	34-53	
In November	0-3	2-1	4-1	4-1	4-0	2-1	1-3	2-2	2-3	1-2	4-0	2-2	3-1	1-3	3-2	2-1	1-2	1-3	3-1	1-3	2-2	0-4	45-41	
In December	1-3	4-0	2-1	2-2	3-1	2-2	3-2	1-4	2-2	2-2	3-1	2-3	3-2	1-4	1-3	2-2	1-3	0-5	1-3	1-3	1-3		38-51	1-1
In January					1-0		0-1			1-0	1-0				0-1	0-1	1-0				0-1		4-4	4-5

	95	96	97	98	99	00	01	02	03	04	05	06	07	08	09	10	11	12	13	14	15	16	Total	Post
	W-L	W-L	W-L	W-L	W-L	W-L	W-L	W-L	W-L	W-L	W-L	W-L	W-L	W-L	W-L	W-L	W-L	W-L	W-L	W-L	W-L	W-L	W-L	W-L
On Saturday				0-1	0-1					1-0						0-1						1-3	3-2	
On Sunday night	0-1	1-0	0-1	1-0	1-1		0-1	1-0	0-1	1-0			0-1			0-1	1-1					5-6	1-3	
On Monday night			1-0	2-0	2-0	0-2	0-1					2-0	0-1	0-1									8-7	
On Thursday night				1-0		0-1								0-1	0-1		0-1	0-1	1-0	1-0	1-0	0-1	4-6	
Kickoff is 9:30 a.m.																			0-1	0-1	1-0	1-0	2-2	
Kickoff is 1:00/12:30	3-8	7-3	6-3	7-3	8-1	3-5	6-4	4-6	3-11	7-5	9-4	3-7	9-4	3-5	7-5	7-4	4-9	2-10	3-10	2-12	2-10	1-7	105-135	3-2
Kickoff is 4:00/:05/:15/:25	1-3	1-4	4-2	2-1	2-1	3-1	0-4	2-3	1-0	2-1	2-0	3-1	2-0	2-3	0-3	1-3		0-3	0-2	0-1	1-1	0-1	29-38	1-2
Kickoff is 8:00/:20/:25/:35	0-1	1-0		2-1	2-0	1-1	0-1	0-1	1-0	0-1	1-0	2-0	0-1	0-3	0-1	0-1	1-2	0-1	1-0	1-0	1-0	0-1	14-16	1-2
Kickoff is 9:00			1-0		2-0	0-2	0-1																3-3	

*All Times Eastern

	02	03	04	05	06	07	08	09	10	11	12	13	14	15	16	Total
	W-L	W-L	W-L	W-L	W-L	W-L	W-L	W-L	W-L	W-L	W-L	W-L	W-L	W-L	W-L	W-L
vs. AFC South Teams	1-5	2-4	2-4	4-2	2-4	2-4	2-4	3-3	3-3	3-3	2-4	3-3	1-5	2-4	1-2	33-54
vs. AFC North Teams	1-3	0-1	0-1	4-0	1-0	1-0	0-4	0-1	1-0	1-3	0-1	1-0	1-3	1-0	0-1	12-18
vs. AFC East Teams	1-0	0-4	1-0	1-0	2-2	1-0	0-1	2-2	1-0	0-1	0-4	0-1	0-1	2-2	0-1	11-19
vs. AFC West Teams	1-0	1-0	3-1	0-1	0-1	4-0	1-0	1-0	2-2	0-1	0-1	0-4	0-1	0-1	0-3	13-16
vs. NFC South Teams			2-2			3-1				1-3				0-4		6-10
vs. NFC North Teams				3-1			2-2				0-4				1-2	6-9
vs. NFC East Teams	2-2				3-1				1-3				1-3			7-9
vs. NFC West Teams					3-1			1-3				0-4				4-8



PLAYER BIOS

REGULAR SEASON WEEK 13 vs. DENVER

PLAYER BIOS

10

BRANDON ALLEN

QUARTERBACK

6-2 217 LBS.


ARKANSAS

BORN SEPTEMBER 5, 1992

FAYETTEVILLE, ARKANSAS

ACQ: 6TH ROUND OF 2016 DRAFT (201ST)

EXP: ROOKIE



TRANSACTIONS

- Originally drafted by Jacksonville in the sixth round (201st overall) of the 2016 NFL Draft on choice obtained from Pittsburgh for PK Josh Scobee

PRO (Games played/started - 0/0)

- Inactive for the team's first 11 regular season games in 2016

2016 (w/ JAX - 0/0)

- 9/11 vs. G.B.: Inactive
- 9/18 at S.D.: Inactive
- 9/25 vs. BAL: Inactive
- 10/2 vs. IND: Inactive
- 10/16 at CHI: Inactive
- 10/23 vs. OAK: Inactive
- 10/27 at TEN: Inactive
- 11/6 at K.C.: Inactive
- 11/13 vs. HOU: Inactive
- 11/20 at DET: Inactive
- 11/27 at BUF: Inactive

COLLEGE (at Arkansas, 2013-15)

- Totaled 7,463 passing yards, which ranks third in program history
- Made 38 career starts at QB, including his final 34 games - the longest streak for an Arkansas QB since joining the SEC in 1992
- Finished second in program history in pass completions (583), second in attempts (1,016) and third in completion percentage (57.4)
- His 64 career passing TDs is a school record
- Graduated in 2014 with a degree in recreation and sport management
- Named to the Razorback Honor Roll for the fall of 2011 and 2012 and the SEC Fall Academic Honor Roll in 2012, 2013 and 2014

PERSONAL

- Attended Fayetteville (Ark.) High School
- Joined the Razorbacks football program rated as the fifth-best pro-style quarterback in the nation, according to Rivals.com and the No. 3 prospect in the state by HawgSports.com
- Honored with the Landers Award, given annually to the top prep football player in the state of Arkansas
- Led Fayetteville High School to the Arkansas Class 7A state title game in 2010, finishing the season with a 10-4 record
- Threw for 3,408 yards and 38 TDs as a senior, going the entire regular season without throwing an INT
- Son of Bobby, the Razorbacks' director of high school and NFL relations, and Marcela Allen
- Younger brother, Austin, is a junior quarterback at Arkansas
- Twitter handle is @BrandonAllen_10

REGULAR SEASON CAREER STATISTICS

PASSING

YEAR	TEAM	P/S	COMP	ATT	PCT	YDS	AVG	TD	INT	SK	RTG
2016	JAX	0/0	0	0	0.00	0	0.0	0	0	0	0
NFL totals: 1 yr.		0/0	0	0	0.0	0	0.0	0	0	0	0

RUSHING

YEAR	TEAM	W-L	ATT	YDS	AVG	TD
2016	JAX	0-0	0	0	0.0	0
NFL totals: 1 yr.		0-0	0	0	0.0	0

2016 GAME-BY-GAME STATISTICS

PASSING

DATE	OPP	P/S	COMP	ATT	PCT	YDS	AVG	TD	INT	SK	RTG
09/11	vs. G.B.					ina					
09/18	at S.D.					ina					
09/25	vs. BAL					ina					
10/02	vs. IND					ina					
		BYE WEEK									
10/16	at CHI					ina					
10/23	vs. OAK					ina					
10/27	at TEN					ina					
11/06	at K.C.					ina					
11/13	vs. HOU					ina					
11/20	at DET					ina					
11/27	at BUF					ina					
12/04	vs. DEN										
12/11	vs. MIN										
12/18	at HOU										
12/24	vs. TEN										
01/01	at IND										

2016 totals:

RUSHING

DATE	OPP	W/L	ATT	YDS	AVG	TD
09/11	vs. G.B.			ina		
09/18	at S.D.			ina		
09/25	vs. BAL			ina		
10/02	vs. IND			ina		
		BYE WEEK				
10/16	at CHI			ina		
10/23	vs. OAK			ina		
10/27	at TEN			ina		
11/06	at K.C.			ina		
11/13	vs. HOU			ina		
11/20	at DET			ina		
11/27	at BUF			ina		
12/04	vs. DEN					
12/11	vs. MIN					
12/18	at HOU					
12/24	vs. TEN					
01/01	at IND					

2016 totals:

PLAYER BIOS

93

TYSON ALUALU

DEFENSIVE END

6-3 310 LBS.

CALIFORNIA

BORN MAY 12, 1987

HONOLULU, HAWAII

ACQ: 1ST ROUND OF 2010 DRAFT (10TH)

EXP: 7TH YEAR



TRANSACTIONS

- Originally drafted by Jacksonville in the first round (10th overall) of the 2010 draft

PRO (Games played/started - 105/82)

- Played in 96 consecutive games to start career, tied for the third-longest streak for consecutive games played in franchise history
- Former first-round pick started 64 consecutive games (48 at DT, 16 at DE) to begin his career, tied for the sixth-longest streak for consecutive starts in franchise history
- Was the only defensive player to start all 16 games for the Jaguars from 2010-13
- Became first player drafted by the Jaguars from the University of California and was highest drafted player in school history since **Andre Carter** (seventh overall pick by San Francisco in 2001)

2016 (w/ JAX - 9/5)

- 9/11 vs. G.B.:** Inactive
- 9/18 at S.D.:** Inactive
- 9/25 vs. BAL:** Started at DE and made two tackles (one solo)
- 10/2 vs. IND:** Started at DE and made two tackles (one solo), including his first sack since 12/6/15 at TEN
- 10/16 at CHI:** Made two solo tackles at DE ... Saw action at FB on RB **Chris Ivory's** fourth-quarter rushing TD
- 10/23 vs. OAK:** Played in his 100th game, making two solo tackles
- 10/27 at TEN:** Started at DE and made three tackles (two solo), including one tackle for loss
- 11/6 at K.C.:** Started at DE and made one tackle for loss
- 11/13 vs. HOU:** Saw time at DE and made four solo tackles
- 11/20 at DET:** Saw action at DE and recorded two tackles (one solo) and one sack
- 11/27 at BUF:** Started at DE and made five tackles (four solo), including 0.5 sack

2015 (w/ JAX - 16/13)

Played in all 16 games (13 starts) for the sixth consecutive season, totaling 26 tackles (18 solo), six tackles for loss, two sacks and two passes defended

- 9/20 vs. MIA:** Made one tackle (one solo) and recorded one QB hurry ... Also made his first career reception for three yards to pick up a first down
- 10/11 at T.B.:** Started at DT in his 85th consecutive game played ... Recorded four tackles (four solo), including his 20th career tackle for loss
- 11/15 at BAL:** Recorded two tackles (one solo), including his second career fumble recovery
- 12/6 at TEN:** Posted two tackles (two solo), two tackles for loss and 1.0 sack ... Added one reception for 16 yards
- 12/27 at N.O.:** Started at DT, playing in his 95th consecutive game, and made two tackles (two solo), including one tackle for loss ... Blocked a fourth-quarter field goal attempt by K **Kai Forbath**

2014 (w/ JAX - 16/0)

Played all 16 games as part of DL rotation and totaled 30 tackles (13 solo), two sacks, two tackles for loss and five QB hits

- 9/14 at WAS:** Tied for second on the team with a season-high seven tackles (three solo)
- 10/26 vs. MIA:** Had three tackles (two solo) and one QB hit
- 11/2 at CIN:** Totaled four assisted tackles
- 11/30 vs. NYG:** Registered first sack of the season, taking down QB **Eli Manning** for a one-yard loss in the fourth quarter ... Finished with two QB pressures
- 12/14 at BAL:** Had four tackles in reserve role
- 12/28 at HOU:** Registered a sack of QB **Case Keenum** in the second quarter, his second of the season

2013 (w/ JAX - 16/16)

Started all 16 games for the fourth consecutive season ... One of only three defensive players (DE **Jason Babin**, DT **Sen'Derrick Marks**) and five players overall to start all 16 games ... Made transition from DT to DE in offseason ... Finished with 44 tackles (34 solo), 1.5 sacks, eight QB pressures, three tackles for loss and one pass defended

- 9/8 vs. KC:** Made first career start at DE
- 9/15 at OAK:** Produced four tackles (two solo) and split a sack with DE **Brandon Deaderick**
- 9/29 vs. IND:** Sacked QB **Andrew Luck** for a 10-yard loss in the second quarter ... Added two QB hits
- 10/20 vs. SD:** Had a season-high six solo tackles on
- 12/5 vs. HOU:** Tallied three solo tackles and tied for the team-lead with two QB hits

- 12/15 vs. BUF:** Matched his season-high with six tackles (four solo), one tackle for loss and one QB hit

2012 (w/ JAX - 16/16)

Started all 16 games for the third consecutive season ... Produced a career-high 82 tackles (36 solo) and led team with 3.5 sacks ... Added three tackles for loss and 13 QB pressures

- 9/9 at MIN:** Recorded five tackles in the season-opener and logged his seventh career sack in the third quarter on QB **Christian Ponder**
- 10/21 at OAK:** Had four tackles (two solo) with one QB pressure and one fumble recovery
- 11/8 vs. IND:** Tallied seven tackles (four solo) with two QB pressures. Sacked QB **Andrew Luck** in the first quarter, his eighth career sack and second of the season
- 12/2 at BUF:** Made 10 tackles (three solo)
- 12/16 at MIA:** Split a sack with DE **Jason Babin** of QB **Ryan Tannehill**
- 12/23 vs. NE:** Started at DT and made four tackles (two solo) with one sack and one QB pressure ... Sacked QB **Tom Brady** in the fourth quarter

2011 (w/ JAX - 16/16)

Started all 16 games at DT for the second consecutive season ... Compiled 81 tackles (43 solo) along with 2.5 sacks, four tackles for loss, one fumble recovery and two passes defended ... Ranked second on the club with 22 QB pressures ... One of eight players to start all 16 games (one of only five defensive players)

- 9/25 at CAR:** Established a career-high 11 tackles along, with two tackles for loss and one pass defended
- 10/6 at PIT:** Sacked QB **Ben Roethlisberger** for a three-yard loss in the fourth quarter and totaled six tackles
- 10/30 at HOU:** Tied his career-high with 11 tackles and added two QB pressures
- 11/13 at IND:** Recovered a fumble by QB **Dan Orlovsky** in the fourth quarter which led to a Jaguars TD which sealed the victory
- 11/20 at CLE:** Split a sack with LB **Russell Allen** on QB **Colt McCoy** in the fourth quarter
- 12/11 vs. TB:** Produced three solo tackles, one sack and one QB pressure

2010 (w/ JAX - 16/16)

Started all 16 games as a rookie at DT, joining 2009 third-round pick **Terrance Knighton** as the only two DL in franchise history to accomplish the feat ... Ranked tied for second on team with 3.5 sacks and third with seven tackles for loss ... Totaled 77 tackles (50 solo), three passes defended and 20 QB pressures

- 9/12 vs. DEN:** Only rookie to start on opening day for the Jaguars and finished with seven tackles, one QB hit and first career sack ... Sacked QB **Kyle Orton** for a six-yard loss in the second quarter
- 9/26 vs. PHI:** Recorded eight tackles and split a sack with Knighton in the third quarter
- 10/31 at DAL:** Compiled six tackles, one sack, one tackle for loss and two QB hits
- 11/21 vs. CLE:** Registered a sack for the second time in three games

COLLEGE (at California, 2006-09)

- Four-year letterman, playing in 52 games with 40 starts
- Never missed a game and started 39 consecutive games to complete his career
- Career totals include 195 tackles, 26 tackles for loss, 16 sacks, seven passes defended, four forced fumbles and four fumble recoveries
- Three-time winner of the Brick Muller Award as team's most valuable DL

PERSONAL

- Married (Desire) with sons, Tyree, Tydes and Tyten; and daughter, Dereon
- Attended St. Louis High School in Honolulu; School also produced current NFL players C **Dominic Raiola** (Detroit) and former NFL players FB **Chris Fuamatu-Ma'afala** and C **Olin Kreutz** among others
- Ranked as No. 2 player in state in 2005 by Rivals.com
- Parents are Ta'avao and Leva'a'i Alualu
- Has seven sisters: Taimane-Ruta, Tanya, Tasia, Tatiana, Timena, Trinity and Trust, and one brother, Tupu
- Fourth member of his family to play college football; His uncle, Tupu Alualu played at Hawaii, cousin Ben Alualu played at Arizona and cousin, Tyrone lualu, played at Laney College
- Lives by the motto "God first, and everything else will fall into place"
- Full name: Tyson Asi Alualu.
- Last name pronounced AH-lu AH-lu



REGULAR SEASON CAREER STATISTICS

YEAR	TEAM	GP/GS	TKL	SOLO	ASST	ST	SACKS	FF	FR	PD	TFL
2010	JAX	16/16	77	50	27	0	3.5	0	0	3	7
2011	JAX	16/16	81	43	38	0	2.5	0	1	2	4
2012	JAX	16/16	82	36	46	0	3.5	0	0	0	3
2013	JAX	16/16	44	34	10	0	1.5	0	0	1	3
2014	JAX	16/0	30	13	17	0	2.0	0	0	0	2
2015	JAX	16/13	26	18	8	0	2.0	0	1	2	6
2016	JAX	9/5	23	17	6	0	2.5	0	0	0	5
NFL totals:		7 yrs.105/82	363	211	153	0	17.5	0	2	8	30

PLAYER BIOS

CAREER HIGHS

	GAME	SEASON
Tackles:	11 (two times, last: 10/30/11 at HOU)	82 (2012)
Sacks:	1.0 (15 times, last: 10/20/16 at DET)	3.5 (2010 & 2012)
Tackles for loss:	2.0 (four times, last: 12/6/15 at TEN)	7 (2010)
Passes defended:	2 (12/26/10 vs. WAS)	3 (2010)
Fumble recoveries:	1 (two times, last: 11/15/15 at BAL)	1 (2011 & 2015)

2016 GAME-BY-GAME STATISTICS

DATE	OPP	TKL	SOLO	ASST	ST	SACKS	FF	FR	PD	TFL
09/11	vs. Green Bay					ina				
09/18	at San Diego					ina				
09/25	vs. Baltimore	2	1	1	0	0.0	0	0	0	0
10/02	vs. Indianapolis	2	1	1	0	1.0	0	0	0	1
	BYE WEEK									
10/16	at Chicago	2	2	0	0	0.0	0	0	0	0
10/23	vs. Oakland	2	2	0	0	0.0	0	0	0	0
10/27	at Tennessee	3	1	2	0	0.0	0	0	0	1
11/06	at Kansas City	1	1	0	0	0.0	0	0	0	1
11/13	vs. Houston	4	4	0	0	0.0	0	0	0	0
11/20	at Detroit	2	1	1	0	1.0	0	0	0	1
11/27	at Buffalo	5	4	1	0	0.5	0	0	0	1
12/04	vs. Denver									
12/11	vs. Minnesota									
12/18	at Houston									
12/24	vs. Tennessee									
01/01	at Indianapolis									
2016 totals:		23	17	6	0	2.5	0	0	0	5

2015 GAME-BY-GAME STATISTICS

DATE	OPP	TKL	SOLO	ASST	ST	SACKS	FF	FR	PD	TFL
09/13	vs. Carolina	2	2	0	0	0.0	0	0	0	0
09/20	vs. Miami	1	1	0	0	0.0	0	0	0	0
09/27	at New England	1	0	1	0	0.0	0	0	0	0
10/04	at Indianapolis	2	1	1	0	0.0	0	0	0	0
10/11	at Tampa Bay	4	4	0	0	0.0	0	0	0	1
10/18	vs. Houston	1	1	0	0	0.0	0	0	0	0
10/25	vs. Buffalo	1	1	0	0	1.0	0	0	0	1
	BYE WEEK									
11/08	at N.Y. Jets	3	0	3	0	0.0	0	0	0	0
11/15	at Baltimore	2	1	1	0	0.0	0	1	0	0
11/19	vs. Tennessee	1	1	0	0	0.0	0	0	0	1
11/29	vs. San Diego	0	0	0	0	0.0	0	0	0	0
12/06	at Tennessee	2	2	0	0	1.0	0	0	0	2
12/13	vs. Indianapolis	1	1	0	0	0.0	0	0	1	0
12/20	vs. Atlanta	0	0	0	0	0.0	0	0	1	0
12/27	at New Orleans	2	2	0	0	0.0	0	0	0	1
01/03	at Houston	3	1	2	0	0.0	0	0	0	0
2015 totals:		26	18	8	0	2.0	0	1	2	6

Additional statistics: 2 receptions for 19 yards; one blocked field goal

2014 GAME-BY-GAME STATISTICS

DATE	OPP	TKL	SOLO	ASST	ST	SACKS	FF	FR	PD	TFL
09/07	at Philadelphia	1	1	0	0	0.0	0	0	0	0
09/14	at Washington	7	3	4	0	0.0	0	0	0	0
09/21	vs. Indianapolis	1	1	0	0	0.0	0	0	0	0
09/28	at San Diego	0	0	0	0	0.0	0	0	0	0
10/05	vs. Pittsburgh	2	0	2	0	0.0	0	0	0	0
10/12	at Tennessee	0	0	0	0	0.0	0	0	0	0
10/19	vs. Cleveland	0	0	0	0	0.0	0	0	0	0
10/26	vs. Miami	3	2	1	0	0.0	0	0	0	0
11/02	at Cincinnati	4	0	4	0	0.0	0	0	0	0
11/09	vs. Dallas	1	1	0	0	0.0	0	0	0	0
	BYE WEEK									
11/23	at Indianapolis	1	1	0	0	0.0	0	0	0	0
11/30	vs. N.Y. Giants	1	1	0	0	1.0	0	0	0	1
12/07	vs. Houston	0	0	0	0	0.0	0	0	0	0
12/14	at Baltimore	4	1	3	0	0.0	0	0	0	0
12/18	vs. Tennessee	1	0	1	0	0.0	0	0	0	0
12/28	at Houston	4	2	2	0	1.0	0	0	0	1
2014 totals:		30	13	17	0	2.0	0	0	0	2

2013 GAME-BY-GAME STATISTICS

DATE	OPP	TKL	SOLO	ASST	ST	SACKS	FF	FR	PD	TFL
09/08	vs. Kansas City	0	0	0	0	0.0	0	0	0	0
09/15	at Oakland	4	2	2	0	0.5	0	0	0	0
09/22	at Seattle	5	2	3	0	1.0	0	0	0	1
09/29	vs. Indianapolis	1	1	0	0	0.0	0	0	0	0
10/06	at St. Louis	3	3	0	0	0.0	0	0	0	0
10/13	at Denver	1	1	0	0	0.0	0	0	0	0
10/20	vs. San Diego	6	6	0	0	1.0	0	0	0	0
10/27	vs. San Francisco	3	3	0	0	0.0	0	0	1	0
	BYE WEEK									
11/10	at Tennessee	3	2	1	0	0.0	0	0	0	0
11/17	vs. Arizona	2	2	0	0	0.0	0	0	0	0
11/24	at Houston	3	3	0	0	0.0	0	0	0	0
12/01	at Cleveland	1	1	0	0	0.0	0	0	0	1
12/05	vs. Houston	3	3	0	0	0.0	0	0	0	0
12/15	vs. Buffalo	6	4	2	0	0.0	0	0	0	1
12/22	vs. Tennessee	1	1	0	0	0.0	0	0	0	0
12/29	at Indianapolis	2	0	2	0	0.0	0	0	0	0
2013 totals:		44	34	10	0	1.5	0	0	1	3

2012 GAME-BY-GAME STATISTICS

DATE	OPP	TKL	SOLO	ASST	ST	SACKS	FF	FR	PD	TFL
09/09	at Minnesota	4	2	2	0	1.0	0	0	0	0
09/16	vs. Houston	9	2	7	0	0.0	0	0	0	0
09/23	at Indianapolis	4	3	1	0	0.0	0	0	0	2
09/30	vs. Cincinnati	5	2	3	0	0.0	0	0	0	0
10/07	vs. Chicago	4	4	0	0	0.0	0	0	0	0
	BYE WEEK									
10/21	at Oakland	4	2	2	0	0.0	0	0	0	0
10/28	at Green Bay	7	4	3	0	0.0	0	0	0	1
11/04	vs. Detroit	2	1	1	0	0.0	0	0	0	0
11/08	vs. Indianapolis	7	4	3	0	1.0	0	0	0	0
11/18	at Houston	7	3	4	0	0.0	0	0	0	0
11/25	vs. Tennessee	4	1	3	0	0.0	0	0	0	0
12/02	at Buffalo	10	3	7	0	0.0	0	0	0	0
12/09	vs. N.Y. Jets	7	3	4	0	0.0	0	0	0	0
12/16	at Miami	2	0	2	0	0.5	0	0	0	0
12/23	vs. New England	4	2	2	0	1.0	0	0	0	0
12/30	at Tennessee	2	0	3	0	0.0	0	0	0	1
2012 totals:		82	36	46	0	3.5	0	0	0	3

2011 GAME-BY-GAME STATISTICS

DATE	OPP	TKL	SOLO	ASST	ST	SACKS	FF	FR	PD	TFL
09/11	vs. Tennessee	2	2	0	0	0.0	0	0	1	0
09/18	at N.Y. Jets	4	3	1	0	0.0	0	0	0	0
09/25	at Carolina	11	5	6	0	0.0	0	0	1	2
10/02	vs. New Orleans	3	1	2	0	0.0	0	0	0	0
10/09	vs. Cincinnati	9	4	5	0	0.0	0	0	0	0
10/16	at Pittsburgh	6	4	2	0	1.0	0	0	0	0
10/24	vs. Baltimore	1	1	0	0	0.0	0	0	0	0
10/30	at Houston	11	4	7	0	0.0	0	1	0	0
	BYE WEEK									
11/13	at Indianapolis	4	3	1	0	0.0	0	1	0	0
11/20	at Cleveland	4	3	1	0	0.5	0	0	0	0
11/27	vs. Houston	4	3	1	0	0.0	0	0	0	0
12/05	vs. San Diego	4	2	2	0	0.0	0	0	0	1
12/11	vs. Tampa Bay	3	3	0	0	1.0	0	0	0	0
12/15	at Atlanta	6	3	3	0	1.0	0	0	0	1
12/24	at Tennessee	1	0	1	0	0.0	0	0	0	0
01/01	vs. Indianapolis	8	2	6	0	0.0	0	0	0	1
2011 totals:		81	43	38	0	2.5	0	1	2	4

2010 GAME-BY-GAME STATISTICS

DATE	OPP	TKL	SOLO	ASST	ST	SACKS	FF	FR	PD	TFL
09/12	vs. Denver	7	4	3	0	1.0	0	0	0	1
09/19	at San Diego	4	1	3	0	0.0	0	0	0	0
09/26	vs. Philadelphia	8	6	2	0	0.5	0	0	0	1
10/03	vs. Indianapolis	1	0	1	0	0.0	0	0	0	0
10/10	at Buffalo	7	6	0	0	0.0	0	0	0	2
10/18	vs. Tennessee	6	3	3	0	0.0	0	0	0	0
10/24	at Kansas City	6	4	2	0	0.0	0	0	0	0
10/31	at Dallas	6	4	2	0	1.0	0	0	0	1
	BYE WEEK									
11/14	vs. Houston	3	2	1	0	0.0	0	0	0	0
11/21	vs. Cleveland	4	0	4	0	1.0	0	0	1	1
11/28	at N.Y. Giants	5	0	5	0	0.0	0	0	0	1
12/05	at Tennessee	4	2	0	0	0.0	0	0	0	0
12/12	vs. Oakland	6	3	3	0	0.0	0	0	0	0
12/19	at Indianapolis	3	2	0	0	0.0	0	0	0	0
12/26	vs. Washington	4	2	2	0	0.0	0	0	2	1
01/02	at Houston	3	2	1	0	0.0	0	0	0	0
2010 totals:		77	50	27	0	3.5	0	0	3	7

PLAYER BIOS

21 PRINCE AMUKAMARA

CORNERBACK
6-0 207 LBS.
NEBRASKA
BORN JUNE 6, 1989
LEOMINSTER, MASSACHUSETTS
ACQ: UFA (N.Y. GIANTS) 2016
EXP: 6TH YEAR



TRANSACTIONS

• Originally drafted by the N.Y. Giants in the first round (19th overall) of the 2011 NFL Draft ... Signed as an unrestricted free agent by Jacksonville on 3/11/16

PRO (Games played/started - 64/52, 4/0)

• Sixth-year CB joined the Jaguars as an unrestricted free agent prior to the 2016 season

2016 (w/ JAX - 9/7)

- **9/11 vs. G.B.:** Started at RCB in the team's season opener and tallied two solo tackles and one pass defended
- **9/18 at S.D.:** Inactive (hamstring)
- **9/25 vs. BAL:** Inactive (hamstring)
- **10/2 vs. IND:** Saw 53 snaps at CB and made three solo tackles, including one tackle for loss
- **10/16 at CHI:** Started at LCB and made four solo tackles, and one pass defended
- **10/23 vs. OAK:** Started at LCB and made a season-high seven solo tackles
- **10/27 at TEN:** Saw action at CB and made four solo tackles
- **11/6 at K.C.:** Started at LCB and made three solo tackles, and one pass defended
- **11/13 vs. HOU:** Made his 50th career start at LCB and made two solo tackles
- **11/20 at DET:** Started at LCB and made one solo tackle
- **11/27 at BUF:** Started at LCB and made five solo tackles

2015 (w/ NYG - 11/10)

Played in 11 games with 10 starts and totaled 63 tackles (55 solo), nine passes defended, one interception, one forced fumble and one fumble recovery ... Missed five games due to a pectoral injury

- **9/13 at DAL:** Started at RCB and recorded eight tackles
- **9/24 vs. WAS:** Started at RCB and recorded eight tackles, three passes defended and snagged an interception
- **10/4 at BUF:** Started at RCB and registered six tackles (five solo), one pass defended, one forced fumble and one fumble recovery

2014 (w/ NYG - 8/8)

Started each of the season's first eight games at RCB ... Suffered a torn right bicep on 11/3 vs. Indianapolis and was put on injured reserve after successful surgery ... Finished the season with 46 tackles (37 solo), a career-high three interceptions and 11 passes defended

- **9/8 at DET:** Had eight tackles (four solo) and two passes defended
- **9/14 vs. ARI:** Had a season-high nine tackles (eight solo) and a pass defended
- **9/21 vs. HOU:** Contributed five tackles (four solo) and an interception
- **9/25 at WAS:** Had three solo tackles and in interception return for 11 yards
- **10/19 at DAL:** Recorded seven tackles and an interception

2013 (w/ NYG - 16/16)

Started every game at RCB for the first time in his career ... Finished fourth on the team with 83 tackles (72 solo) and was second with 14 passes defended ... Also had an interception and two forced fumbles

- **9/15 vs. DEN:** Credited with a season-high eight solo tackles
- **12/29 vs. WAS:** Contributed five tackles (four solo) and two passes defended

2012 (w/ NYG - 13/11)

Played in 13 games with 11 starts at RCB ... Finished the season with 59 tackles (44 solo), an interception and six passes defended

- **9/30 at CAR:** Made his first career start and had a tackle and pass defended
- **10/14 at S.F.:** Led team with six tackles and three passes defended and tallied an interception off of QB Alex Smith on the first play of the second quarter
- **11/11 at CIN:** Posted a team- and career-high 10 tackles (seven solo)

2011 (w/ NYG - 7/0, 4/0)

Played in the final seven regular season games and all four postseason contests ... His season was cut in half because of a fractured foot suffered in first training camp practice on 8/6 ... Was inactive for the season's first nine games ... Finished with 14 tackles (12 solo), one interception, three passes defended and a fumble recovery ... In the postseason, had three tackles (two solo)

- **11/20 vs. PHI:** Made NFL debut ... On his second play, intercepted QB Vince Young and finished with five solo tackles
- **2/5 vs. N.E.:** Credited with one solo tackle in Super Bowl XLVI

COLLEGE (at Nebraska, 2007-10)

• Played in 49 games with 31 starts, starting 16 games at RCB and 15 at LCB

- Career totals include 161 tackles (100 solo), five interceptions, 26 passes defended, four sacks, six tackles for loss, three forced fumbles and one fumble recovery
- As a senior, was a unanimous All-America selection and All-Big 12 Conference first-team choice
- Named Big 12 Defensive Player of the Year, joining Ndamukong Suh and Grant Wistrom as the only Cornhuskers to win the award
- The defensive captain started all 14 games at LCB and ranked sixth on the team with 59 tackles (36 solo), including one sack

PERSONAL

- Starred at Apollo High School (Glendale, Ariz.) and named the state's player of the year by the Arizona Republic and All-Arizona Informant Offensive Player of the Year as a senior
- Two-way starter at running back, rushing for nearly 50 touchdowns and 3,389 yards over his final two seasons, adding 664 receiving yards and 125 tackles
- Helped the Apollo basketball team win three straight Class 4A state titles
- A member of the track and field squad, where he won the Class 4A state titles in both the 100-meter and 200-meter dashes as a senior
- Married (Pilar) with a daughter Princess Paisley and a son, Princeton
- Family comes from royal bloodlines in Nigeria, as his great grandfather was the king of the Awo-Omamma in Iwo State of Nigeria, while Romanus Amukamara was chief
- Has five sisters whose names are Princess, Precious, Promise, Peace and Passionate
- Twitter handle is @PrinceAmukamara



REGULAR SEASON CAREER STATISTICS

YEAR	TEAM	GP/GS	TKL	SOLO	ASST	SACKS	FF	FR	PD	INT
2011	NYG	7/0	14	12	2	0.0	0	1	3	1
2012	NYG	13/11	59	45	14	0.0	0	0	6	1
2013	NYG	16/16	83	72	11	0.0	2	0	14	1
2014	NYG	8/8	46	37	9	0.0	0	0	11	3
2015	NYG	11/10	63	55	8	0.0	1	1	9	1
2016	JAX	9/7	31	31	0	0.0	0	1	3	0
NFL totals:		6 yrs. 64/52	292	256	36	0.0	3	2	46	7



POSTSEASON CAREER STATISTICS

YEAR	TEAM	GP/GS	TKL	SOLO	ASST	SACKS	FF	FR	PD	INT
2011	NYG	4/0	3	2	1	0.0	0	0	0	0
NFL totals:		5 yrs. 4/0	3	2	1	0.0	0	0	0	0



CAREER HIGHS

	GAME	SEASON
Tackles:	10 (11/11/12 at CIN)	83 (2013)
Interceptions:	1 (seven times, last: 9/25/15 at WAS)	3 (2014)
Forced fumbles:	1 (three times, last: 10/4/15 at BUF)	2 (2013)
Fumble recoveries:	1 (two times, last: 10/4/15 at BUF)	1 (2011 & 2015)
Passes defended:	3 (two times, last: 9/24/15 vs. WAS)	14 (2013)



2016 GAME-BY-GAME STATISTICS

DATE	OPP	TKL	SOLO	ASST	ST	SACKS	FF	FR	PD	INT
09/11	vs. Green Bay	2	2	0	0	0.0	0	0	1	0
09/18	at San Diego				ina					
09/25	vs. Baltimore				ina					
10/02	vs. Indianapolis	3	3	0	0	0.0	0	0	0	0
BYE WEEK										
10/16	at Chicago	4	4	0	0	0.0	0	0	1	0
10/23	vs. Oakland	7	7	0	0	0.0	0	0	0	0
10/27	at Tennessee	4	4	0	0	0.0	0	0	0	0
11/06	at Kansas City	3	3	0	0	0.0	0	0	1	0
11/13	vs. Houston	2	2	0	0	0.0	0	0	0	0
11/20	at Detroit	1	1	0	0	0.0	0	0	0	0
11/27	at Buffalo	5	5	0	0	0.0	0	0	0	0
12/04	vs. Denver									
12/11	vs. Minnesota									
12/18	at Houston									
12/24	vs. Tennessee									
01/01	at Indianapolis									
2016 totals:		31	31	0	0	0.0	0	0	3	0

PLAYER BIOS

2015 GAME-BY-GAME STATISTICS									
DATE	OPP	TKL	SOLO	ASST	SACKS	FF	FR	PD	INT
09/13	at Dallas	8	6	2	0.0	0	0	0	0
09/20	vs. Atlanta	4	4	0	0.0	0	0	1	0
09/24	vs. Washington	8	6	2	0.0	0	0	3	1
10/04	at Buffalo	6	5	1	0.0	1	1	2	0
10/11	vs. San Francisco	6	5	1	0.0	0	0	1	0
10/29	at Philadelphia				ina				
10/25	vs. Dallas				ina				
11/01	at New Orleans				ina				
11/08	at Tampa Bay				ina				
11/15	vs. New England				ina				
BYE WEEK									
11/29	at Washington	4	3	1	0.0	0	0	0	0
12/06	vs. N.Y. Jets	5	4	1	0.0	0	0	0	0
12/14	at Miami	5	5	0	0.0	0	0	0	0
12/20	vs. Carolina	7	7	0	0.0	0	0	2	0
12/27	at Minnesota	6	6	0	0.0	0	0	1	0
01/03	vs. Philadelphia	4	4	0	0.0	0	0	0	0
2015 totals:		63	55	8	0.0	1	1	10	1

2012 GAME-BY-GAME STATISTICS									
DATE	OPP	TKL	SOLO	ASST	SACKS	FF	FR	PD	INT
09/05	vs. Dallas				ina				
09/16	vs. Tampa Bay				ina				
09/20	at Carolina	1	1	0	0.0	0	0	1	0
09/30	at Philadelphia	5	3	2	0.0	0	0	1	0
10/07	vs. Cleveland	2	1	1	0.0	0	0	0	0
10/14	at San Francisco	6	5	1	0.0	0	0	3	1
10/21	vs. Washington	6	5	1	0.0	0	0	1	0
10/28	at Dallas	8	6	2	0.0	0	0	0	0
11/04	vs. Pittsburgh	3	2	1	0.0	0	0	0	0
11/11	at Cincinnati	10	7	3	0.0	0	0	0	0
BYE WEEK									
11/25	vs. Green Bay	3	3	0	0.0	0	0	0	0
12/03	at Washington	7	5	2	0.0	0	0	0	0
12/09	vs. New Orleans	2	2	0	0.0	0	0	0	0
12/16	at Atlanta				ina				
12/23	at Baltimore	0	0	0	0.0	0	0	0	0
12/30	vs. Philadelphia	4	4	0	0.0	0	0	0	0
2012 totals:		57	44	13	0.0	0	0	6	1

2014 GAME-BY-GAME STATISTICS									
DATE	OPP	TKL	SOLO	ASST	SACKS	FF	FR	PD	INT
09/08	at Detroit	8	4	4	0.0	0	0	2	0
09/14	vs. Arizona	9	8	1	0.0	0	0	1	0
09/21	vs. Houston	5	4	1	0.0	0	0	2	1
09/25	at Washington	3	3	0	0.0	0	0	2	1
10/05	vs. Atlanta	4	3	1	0.0	0	0	2	0
10/12	at Philadelphia	6	5	1	0.0	0	0	0	0
10/19	at Dallas	7	7	0	0.0	0	0	2	1
BYE WEEK									
11/03	vs. Indianapolis	3	3	0	0.0	0	0	0	0
11/09	at Seattle				IR				
11/16	vs. San Francisco				IR				
11/23	vs. Dallas				IR				
11/30	at Jacksonville				IR				
12/07	at Tennessee				IR				
12/14	vs. Washington				IR				
12/21	at St. Louis				IR				
12/28	vs. Philadelphia				IR				
2014 totals:		45	37	8	0.0	0	0	11	3

2011 GAME-BY-GAME STATISTICS									
DATE	OPP	TKL	SOLO	ASST	SACKS	FF	FR	PD	INT
09/11	at Washington				ina				
09/19	vs. St. Louis				ina				
09/25	at Philadelphia				ina				
10/02	at Arizona				ina				
10/09	vs. Seattle				ina				
10/16	vs. Buffalo				ina				
BYE WEEK									
10/30	vs. Miami				ina				
11/06	at New England				ina				
11/13	at San Francisco				ina				
11/20	vs. Philadelphia	5	5	0	0.0	0	0	1	1
11/28	at New Orleans	1	1	0	0.0	0	1	0	0
12/04	vs. Green Bay	2	0	2	0.0	0	0	0	0
12/11	at Dallas	4	4	0	0.0	0	0	0	0
12/18	vs. Washington	2	2	0	0.0	0	0	1	0
12/24	at N.Y. Jets	0	0	0	0.0	0	0	0	0
01/01	vs. Dallas	0	0	0	0.0	0	0	0	0
2011 totals:		14	12	2	0.0	0	1	2	1

2013 GAME-BY-GAME STATISTICS									
DATE	OPP	TKL	SOLO	ASST	SACKS	FF	FR	PD	INT
09/08	at Dallas	5	3	2	0.0	0	0	1	0
09/15	vs. Denver	8	8	0	0.0	1	0	1	0
09/22	at Carolina	6	5	1	0.0	0	0	1	0
09/29	at Kansas City	3	2	1	0.0	0	0	2	1
10/06	vs. Philadelphia	2	2	0	0.0	0	0	0	0
10/10	at Chicago	7	6	1	0.0	0	0	0	0
10/21	vs. Minnesota	6	5	1	0.0	0	0	0	0
10/27	at Philadelphia	7	5	2	0.0	1	0	0	0
BYE WEEK									
11/10	vs. Oakland	3	3	0	0.0	0	0	0	0
11/17	vs. Green Bay	7	6	1	0.0	0	0	0	0
11/24	vs. Dallas	5	5	0	0.0	0	0	1	0
12/01	at Washington	5	5	0	0.0	0	0	2	0
12/08	at San Diego	7	5	2	0.0	0	0	0	0
12/15	vs. Seattle	3	3	0	0.0	0	0	2	0
12/22	at Detroit	4	4	0	0.0	0	0	1	0
12/29	vs. Washington	5	4	1	0.0	0	0	2	0
2013 totals:		83	70	13	0.0	2	0	13	1

01/08	vs. Atlanta	2	1	1	0.0	0	0	0	0
01/15	at Green Bay	0	0	0	0.0	0	0	0	0
01/22	at San Francisco	0	0	0	0.0	0	0	0	0
02/05	at New England	1	1	0	0.0	0	0	0	0
Postseason totals:		3	2	1	0.0	0	0	0	0

PLAYER BIOS

68

KELVIN BEACHUM

OFFENSIVE LINEMAN
6-3 303 LBS.
SOUTHERN METHODIST
BORN JUNE 8, 1989
MEXIA, TEXAS
ACQ: UFA (PITTSBURGH) 2016
EXP: FIFTH YEAR



time in his career, filling in at RT for injured RT **Marcus Gilbert** and **Mike Adams**
• **12/2 at BAL:** Made his first career start at RT for the injured Adams

COLLEGE (at Southern Methodist, 2007-11)

- Started all 52 games in four seasons
- As a senior, was named to Conference USA All-Academic team and selected to the Lombardi Award and Outland Award watch lists
- Named first-team Conference USA after his junior season
- Redshirted his first season in 2007

PERSONAL

- Attended Mexia (Texas) High School where he was named first-team All-District 19-3A as a senior and second-team All-District as a junior
- Allowed only one sack in 2006
- Averaged a double-double in basketball
- Son of Kelvin, Sr. and Culetta Beachum
- Full name: Kelvin Lee Beachum Jr.
- Twitter handle is @KelvinBeachumJr

TRANSACTIONS

Originally drafted by Pittsburgh in the seventh round (248th overall) of the 2012 NFL Draft ... Signed by Jacksonville as an unrestricted free agent on 3/16/16

PRO (Games played/started - 55/50, 1/1)

- In four NFL seasons, has appeared at LT, RT and TE

2016 (w/ JAX - 10/10)

- **9/11 vs. G.B.:** Made his Jaguars debut, starting at LT
- **9/18 at S.D.:** Started at LT before exiting the game in the third quarter with a concussion
- **9/25 vs. BAL:** Inactive (concussion)
- **10/2 vs. IND:** Returned from injury to start at LT, helping the team rush 136 yards
- **10/16 at CHI:** Started at LT
- **10/23 vs. OAK:** Started at LT in his 50th career game played
- **10/27 at TEN:** Started at LT
- **11/6 at K.C.:** Started at LT, helping the Jaguars rush for a season-high 205 yards
- **11/13 vs. HOU:** Started at LT
- **11/20 at DET:** Started at LT and was part of an offensive line that did not allow a sack
- **11/27 at BUF:** Started at LT

2015 (w/ PIT - 6/6)

Placed on the team's injured reserve due to a left knee injury on Oct. 19

- **9/10 at N.E.:** Started third straight season-opening game on the offensive line ... Was part of an offensive line that helped the Steelers have a 300-yard passer, 100-yard rusher and 100-yard receiver
- **9/20 vs. S.F.:** Was part of an offensive line that did not allow a sack and blocked for an offense that gained 453 net yards

2014 (w/ PIT - 16/16, 1/1)

Started at LT in all 16 games during the regular season ... Started at LT in postseason debut vs. Baltimore in the AFC Wild Card Game

- **9/7 vs. CLE:** Started on the offensive line that helped pave the way for RB **Le'Veon Bell** to eclipse the 100-yard rushing mark
- **9/21 at CAR:** Was part of an offensive line that allowed only one sack ... Helped block for 264 rushing yards, including two 100-yard performances from Bell and LB **LaGarrette Blount**
- **10/26 vs. IND:** Was part of an offensive line that allowed zero sacks in 49 pass attempts and allowed QB **Ben Roethlisberger** to throw for team records in completions (40), passing yards (522) and passing touchdowns (6)
- **11/02 vs. BAL:** Was part of an offensive line that helped block for Roethlisberger to throw six touchdowns and to total an NFL record 12 touchdown passes in back-to-back games
- **11/17 at TEN:** Was part of an offensive line that helped pave the way for Bell to record the fourth-highest single-game rushing total in team history (204 yards)
- **12/07 at CIN:** Was part of an offensive line that allowed zero sacks in 39 pass attempts
- **12/28 vs. CIN:** Was part of offensive line that allowed zero sacks in 38 pass attempts

2013 (w/ PIT - 15/12)

Played in 15 games, making 12 starts (11 at LT and one at TE)

- **9/8 vs. TEN:** Saw action at C in placed of injured C **Maurkice Pouncey**
- **10/13 at NYJ:** Made his first career start at LT and was part of an offensive line that helped control the football for 35:49
- **11/03 at N.E.:** Was part of an offensive line that helped the Steelers amass a season-high 479 net yards
- **11/17 vs. DET:** Was part of an offensive line that helped produce four scoring drives of 60+ yards
- **11/24 at CLE:** Member of an offensive line that did not allow a sack
- **11/28 at BAL:** Was part of an offensive line that produced touchdown drives on three of the final four possessions
- **12/22 at G.B.:** Was part of an offensive line that helped block for a Steelers' rushing attack to gain a season-high 151 yards
- **12/28 vs. CLE:** Was part of an offensive line that allowed one sack or less for the third straight game

2012 (w/ PIT - 7/5)

Appeared in seven games, and started the final five contests at RT as a rookie

- **9/23 at OAK:** Saw action on special teams and on the offensive line for the first

PLAYER BIOS

12 ARRELIOUS BENN

WIDE RECEIVER

6-2 220 LBS.

ILLINOIS

BORN SEPTEMBER 8, 1988

WASHINGTON, D.C.

ACQ: FREE AGENT 2015

EXP: 6TH YEAR



TRANSACTIONS

Originally drafted by Tampa Bay in the second round (39th overall) of the 2010 draft ... Traded to Philadelphia on 3/15/13 ... Waived on 5/16/14 ... Signed by Philadelphia as a free agent on 5/19/14 ... Waived on 9/6/14 ... Signed by Jacksonville as a free agent on 1/5/15 ... Placed on injured reserve on 8/24/15 ... Released on 9/3/16 ... Signed on 9/4/16.

PRO (Games played/started - 48/24)

• Sixth-year WR has spent time in Tampa Bay, Philadelphia and Tampa Bay

2016 (w/ JAX - 11/0)

- **9/11 vs. G.B.:** Made his Jaguars debut and made one special teams tackle
- **9/18 at S.D.:** Had one reception for nine yards and played on special teams
- **9/25 vs. BAL:** Played 21 snaps on special teams
- **10/2 vs. IND:** Posted one reception for one yard ... Played 20 snaps on special teams and made one special teams tackle
- **10/16 at CHI:** Posted the game-winning 51-yard touchdown reception with 2:58 remaining in the fourth quarter
- **10/23 vs. OAK:** Had one reception for for 39 yards, his second consecutive game with a reception of 25+ yards
- **10/27 at TEN:** Saw action at WR and on special teams
- **11/6 at K.C.:** Had one reception for 16 yards
- **11/13 vs. HOU:** Saw action at WR and on special teams
- **11/20 at DET:** Saw action on special teams
- **11/27 at BUF:** Saw action at WR and on special teams

2015 (w/ JAX - IR)

Spent training camp and preseason with Jacksonville and was placed on injured reserve on Sept. 6

2014 (w/ PHI - IR)

Spent preseason with Philadelphia and was placed on injured reserve on Aug. 29 and received an injury settlement on Sept. 6

2013 (w/ PHI - IR)

Missed the entire season with an ACL injury suffered in training camp

2012 (w/ T.B. - 8/1)

Played in eight games with one start in his final season with Tampa Bay ... Totaled four receptions for 26 yards, three rushes for 16 yards and 13 kickoff returns for 23.5-yard average ... Missed the final half of the season after being placed on injured reserve with shoulder and knee injuries

2011 (w/ T.B. - 14/14)

Started all 14 games played and produced a career-high 30 receptions for 441 yards and three TDs

- **10/16 vs. N.O.:** Registered a season-high 83 yards on three receptions including a 65-yard TD catch
- **11/20 at G.B.:** Recorded a season-high two catches of 25-plus yards and finished with 75 yards on five receptions

2010 (w/ T.B. - 15/9)

• Played in 15 games with nine starts as a rookie

• Registered 25 receptions for 395 yards and two TDs along with 35 yards on six carries

- **9/12 vs. CLE:** Made NFL debut
- **11/7 vs. ATL:** Scored his first career TD (13 yards)
- **12/12 at WAS:** Had a career-high 122 yards on four receptions and his only career 100-yard receiving game including a career-long 64-yard catch

COLLEGE (at Illinois, 2007-09)

- Three-year letterman at Illinois
- Declared for the draft following his junior season
- Ranked fourth in school history with 3,613 all-purpose yards
- Finished his career with 159 receptions for 2,221 yards and seven TDs
- Saw action as a true freshman and earned Big Ten Freshman of the Year honors

PERSONAL

- Attended Dunbar High School in Washington, D.C.
- Named USA Today first-team All-American and was also a Parade All-American
- Five-star player by Rivals.com and ranked as the No. 2 WR in the country by Rivals.

com
• Son of Denise Benn

REGULAR SEASON CAREER STATISTICS							
YEAR	TEAM	GP/GS	RECs	YDS	AVG.	LG	TD
2010	T.B.	15/9	25	395	15.8	64	2
2011	T.B.	14/14	30	441	14.7	65t	3
2012	T.B.	8/1	4	26	6.5	9	0
2016	JAX	11/0	5	116	23.2	51t	1
NFL totals: 6 yrs.		48/24	64	978	15.3	65t	6

Additional statistics: 15 rushes for 44 yards (2.9 avg.)

CAREER HIGHS		
	GAME	SEASON
Receptions:	5 (11/20/11 at G.B.)	30 (2011)
Receiving yards:	122 (12/12/10 at WAS)	441 (2011)
Receiving touchdowns:	1 (six times, last: 10/16/16 at CHI)	3 (2011)

2016 GAME-BY-GAME STATISTICS							
DATE	OPP	RECs	YDS	AVG.	LG	TD	
09/11	vs. Green Bay	0	0	0.0	0	0	
09/18	at San Diego	1	9	9.0	9	0	
09/25	vs. Baltimore	0	0	0.0	0	0	
10/02	vs. Indianapolis	1	1	1.0	1	0	
BYE WEEK							
10/16	at Chicago	1	51	51.0	51t	1	
10/23	vs. Oakland	1	39	39.0	39	0	
10/27	at Tennessee	0	0	0.0	0	0	
11/06	at Kansas City	1	16	16.0	16	0	
11/13	vs. Houston	0	0	0.0	0	0	
11/20	at Detroit	0	0	0.0	0	0	
11/27	at Buffalo	0	0	0.0	0	0	
12/04	vs. Denver						
12/11	vs. Minnesota						
12/18	at Houston						
12/24	vs. Tennessee						
01/01	at Indianapolis						
2016 totals:		5	116	23.2	51t	1	

Additional statistics: Two special teams tackles; 16-yard kickoff return on 11/13 vs. HOU

2012 GAME-BY-GAME STATISTICS							
DATE	GAME	RECs	YDS	AVG.	LG	TD	
09/09	vs. Carolina			ina			
09/16	at N.Y. Giants	0	0	0.0	0	0	
09/23	at Dallas	1	8	8.0	8	0	
09/30	vs. Washington	3	18	6.0	9	0	
BYE WEEK							
10/14	vs. Kansas City	0	0	0.0	0	0	
10/21	vs. New Orleans	0	0	0.0	0	0	
10/25	at Minnesota	0	0	0.0	0	0	
11/04	at Oakland	0	0	0.0	0	0	
11/11	vs. San Diego			ina			
11/18	at Carolina	0	0	0.0	0	0	
11/25	vs. Atlanta			IR			
12/02	at Denver			IR			
12/09	vs. Philadelphia			IR			
12/16	at New Orleans			IR			
12/23	vs. St. Louis			IR			
12/30	at Atlanta			IR			
2012 totals:		4	26	6.5	9	0	

Additional statistics: three rushes for 16 yards (5.3 avg.); three kick returns for 16 yards (5.3 avg.)

PLAYER BIOS



2011 GAME-BY-GAME STATISTICS

DATE	GAME	RECS	YDS	AVG.	LG	TD
09/11	vs. Detroit	4	27	6.8	10	0
09/18	at Minnesota	1	25	25.0	25T	1
09/25	vs. Atlanta	3	19	6.3	13	0
10/03	vs. Indianapolis	1	43	43.0	43	0
10/09	at San Francisco	3	46	15.3	33	0
10/16	vs. New Orleans	3	83	27.7	65T	1
10/23	vs. Chicago	0	0	0.0	0	0
	BYE WEEK					
11/06	at New Orleans	2	22	11.0	16	0
11/13	vs. Houston	2	47	23.5	33	0
11/20	at Green Bay	5	75	15.0	37	0
11/27	at Tennessee	1	-3	-3.0	-3	0
12/04	vs. Carolina	3	46	15.3	38	0
12/11	at Jacksonville	1	7	7.0	7	0
12/17	vs. Dallas			ina		
12/24	at Carolina	1	4	4.0	4T	1
12/30	at Atlanta			IR		
2011 totals:		30	441	14.7	65	3

Additional statistics: six rushes for -7 yards (-1.2 avg.)



2010 GAME-BY-GAME STATISTICS

DATE	GAME	RECS	YDS	AVG.	LG	TD
09/12	vs. Cleveland	0	0	0.0	0	0
09/19	at Carolina	0	0	0.0	0	0
09/26	vs. Pittsburgh	3	33	11.0	13	0
	BYE WEEK					
10/10	at Cincinnati	2	25	12.5	18	0
10/17	vs. New Orleans	1	9	9.0	9	0
10/24	vs. St. Louis	1	9	9.0	9	0
10/31	at Arizona	1	53	53.0	53	0
11/07	at Atlanta	1	14	14.0	14T	1
11/14	vs. Carolina	2	29	14.5	21	1
11/21	at San Francisco	2	14	7.0	7	0
11/28	at Baltimore	3	9	3.0	9	0
12/05	vs. Atlanta	1	28	28.0	28	0
12/12	at Washington	4	122	30.5	64	0
12/19	vs. Detroit	3	34	11.3	13	0
12/26	vs. Seattle	1	16	16.0	16	0
2010 totals:		25	395	15.8	64	2

Additional statistics: six rushes for 25 yards (5.8 avg.)

PLAYER BIOS

5 BLAKE BORTLES

QUARTERBACK

6-5 245 LBS.


CENTRAL FLORIDA

BORN APRIL 28, 1992

OVIDO, FLORIDA

ACQ: 1ST ROUND OF 2014 DRAFT (3RD)

EXP: 3RD YEAR



TRANSACTIONS

Originally drafted by Jacksonville in the first round (3rd overall) of the 2014 draft

PRO (Games played/started - 41/40)

- Third-year QB started the final 13 games as a rookie and every game of the 2015 season after being selected with the third overall pick in 2014
- Ranks third in career passing yards (10,085), pass attempts (1,522), pass completions (898), passing touchdowns (66) and third in completion percentage (59.0) in franchise history
- The first player in franchise history to have multiple games with four-plus passing TDs (three games)

2016 (w/ JAX - 11/11)

- **9/11 vs. G.B.:** Completed 24-of-39 passes (61.5 comp. pct.) for 320 yards, one TD and one INT for an 85.4 passer rating ... His 187 first-half passing yards were most for his career ... His 320 yards are the most by a Jaguars QB on kickoff weekend in franchise history
- **9/18 at S.D.:** Completed 31-of-50 passes (62.0 comp. pct.) for 329 yards, two TDs and two INTs for a 77.8 passer rating
- **9/25 vs. BAL:** Completed 24-of-38 passes (63.2 comp. pct.) for 194 yards, two TDs and three INTs for a 60.6 passer rating ... Eclipsed 50 career passing TDs in his 33rd career game, becoming the fastest Jaguars QB to 50 career passing TDs, surpassing the previous mark set by **Mark Brunell** (41 games)
- **10/2 vs. IND:** Completed 19-of-33 passes (57.6 comp. pct.) for 207 yards and two TDs ... Posted a season-best 96.4 passer rating ... Rushed seven times for 36 yards and his third career rushing TD
- **10/16 at CHI:** Completed 20 of 33 passes (60.6 comp. pct.) for 271 yards, one TD and one INT for an 84.3 passer rating ... Trailing 16-10 with 3:18 remaining in the fourth quarter, Bortles engineered a four-play, 78-yard drive that culminated in a 51-yard TD pass to WR **Arrelious Benn** with 2:58 remaining ... The victory marked Bortles' fifth come-from-behind fourth-quarter victory
- **10/23 vs. OAK:** Accounted for 279 yards of offense, completing 23 of 42 passes (53.5 comp. pct.) for 246 yards, one TD and two INTs for a 58.9 passer rating, as well as rushing for 33 yards on five carries
- **10/27 at TEN:** Completed 33-for-54 passes (61.1 comp. pct.) for 337 yards and three TDs for a 97.5 passer rating
- **11/6 at K.C.:** Completed 22-for-41 passes (53.7 comp. pct.) for 252 yards, two TDs and one INT
- **11/13 vs. HOU:** Completed 32-of-49 passes (65.3 comp. pct.) for 265 yards, two TDs and one INT for an 84.1 passer rating
- **11/20 at DET:** Completed 22-of-35 passes (62.9 comp. pct.) for 202 yards, two TDs and two INTs
- **11/27 at BUF:** Completed 13-of-26 passes (50.0 comp. pct.) for 126 yards and two TDs ... Ran for a career-high, team-high 81 yards

2015 (w/ JAX - 16/16)

Completed 355 of 606 passes (58.6 comp. pct.) for 4,428, 35 TDs and 18 INTs for an 88.2 passer rating ... Set single-season franchise records for yards, completions, attempts and touchdowns ... Threw a TD in 15 straight games from 9/13/15 to 12/27/15, the longest streak in franchise history ... Threw for the NFL's second-most passing TDs (35) in 2015, behind only New England's **Tom Brady** ... Joins **Dan Marino** (1984) as the only first- or second-year QBs in NFL history to throw for 4,400-plus yards and 35-plus TDs in a single season ... Became the youngest QB in NFL history to throw for 4,000-plus yards and 35-plus TDs and rush for 300-plus yards in a season. ... The only other players in NFL history to achieve the feat are **Daunte Culpepper** (2004) and **Steve Young** (1998) ... Finished the season with 72 completions of 20-plus yards, the most in the NFL and the most in a season in Jaguars history (the previous record for completions of 20-plus yards by a Jaguars QB was 44, set by **Mark Brunell** in 1997 and 2001 and **David Garrard** in 2004) ... Threw for 300-plus yards on six occasions in 2015, tied for the most 300-yard passing games by a Jaguars QB in a single season ... Youngest QB in NFL history to throw for at least 25 TDs and rush for at least one TD in a single season

- **9/13 vs. CAR:** Became the second QB in franchise history to start on opening day before turning 24 years old ... Completed 22-of-40 for 183 yards and 1 TD, while also rushing four times for 26 yards (6.5 rush avg.) ... Surpassed 3,000 career passing yards on a 6-yard TD completion to **Rashad Greene** in the second quarter ... His 22 completions are tied for the seventh-most in a season opener in franchise history
- **9/20 vs. MIA:** Completed 18-of-33 for 273 yards and two TDs ... Captained his second career fourth-quarter game-winning drive, marching the Jaguars 66 yards on nine plays to set up K **Jason Myers'** game-winning 28-yard FG with :40

left

- **10/4 at IND:** Completed 28-of-50 passes (56.0 comp. pct.) for 298 yards and one TD for an 80.2 passer rating ... The 50 pass attempts by Bortles were the most of his career and the fifth-most in franchise history ... Joins **Byron Leftwich** (54), **Mark Brunell** (52, 50) and **Chad Henne** (51, 51) as the only players in Jaguars history to register 50-plus pass attempts in a single game
- **10/11 at T.B.:** Completed 23-of-33 passes (69.7 comp. pct.) for 303 yards, four TDs and one INT ... First time in Bortles' 19-game career that he threw three or more touchdowns ... Bortles joins **Mark Brunell** (11/29/98), **David Garrard** (10/31/10), **Quinn Gray** (12/30/07) and **Chad Henne** (11/18/12) as the only Jaguars quarterbacks to throw for four touchdowns in a single game
- **10/18 vs. HOU:** Completed 30-of-53 passes for 331 yards, three TDs and three INTs ... His 53 pass attempts were the second-most in franchise history and most since **Byron Leftwich** recorded 54 on 10/10/04 at San Diego ... Has thrown for 300+ yards in back-to-back games for the first time in his career
- **10/25 vs. BUF:** Completed 13-of-29 passes for 182 yards, 2 TDs and one INT ... Threw a 31-yard game-winning touchdown pass to WR **Allen Hurns** with 2:25 remaining in the fourth quarter
- **11/8 at NYJ:** Completed 24 of 40 passes for a career-high 381 yards, two TDs and two INTs ... 381 passing yards were fourth-most in franchise history ... Joins **Mark Brunell** as the only QBs in franchise history to throw for 375-plus yards in a single game ... Has thrown for two-plus touchdowns in four consecutive games, tying the franchise record for most consecutive games with two-plus passing TDs (**Chad Henne** in 2013 and **David Garrard** in 2007)
- **11/19 vs. TEN:** Completed 21 of 30 passes for 242 yards, one TD and one INT for a 91.2 passer rating ... His fourth-quarter TD pass to **Julius Thomas** was his 20th of the season, placing him with **David Garrard** (23 in 2010) and **Mark Brunell** (20 in 1998 and 2000) as the only QBs in Jaguars history to throw for 20-plus TD passes in a season
- **11/29 vs. S.D.:** Completed 30-of-49 passes for 329 yards, two TDs and one INT ... The fourth game with at least 300 passing yards and two passing TDs in 2015, the most such games ever in Jaguars single-season history
- **12/6 at TEN:** Completed 24-of-36 passes for 322 yards and a career-high five TDs ... Became the youngest player in NFL history to throw for 320-plus yards, five-plus TDs and zero INTs in a single game ... His five TDs is the most by a Jaguars QB in a single game ... Joins **Dan Marino** (22, 1984) and **Matthew Stafford** (23, 2011) as the only QBs age 23-or-younger in NFL history to throw for 27 or more TDs through the first 12 games of the season ... Tallied a career-high 134.5 passer rating
- **12/13 vs. IND:** Completed 16 of 30 passes (58.3 completion pct.) for 250 yards and three TDs for a 114.6 passer rating ... Joins Dan Marino (36, 1984) and Kurt Warner (34, 1999) as the only first- or second-year QBs to throw for 30-plus passing TDs through 13 games in a season ... Bortles (23) and Marino (22) are the only players age 23-or-younger to throw for 30-plus TDs through 13 games in a season ... Bortles' fourth career game with a passer rating of 100-plus and his fourth career game with three-plus passing TDs ... Has become the first player in Jaguars history to throw for three-plus TDs and zero INTs in back-to-back games
- **12/27 at N.O.:** Completed 27-of-35 passes (77.1 comp. percentage) for 368 yards, four TDs and two INTs for a passer rating of 124.5, his third highest of the season ... Bortles' 77.1 comp. percentage was the second-highest in his NFL career ... In the second half, completed 18-of-21 passes (85.7 comp. percentage) for 288 yards, three TDs and zero INTs for a perfect 158.3 passer rating

2014 (w/ JAX - 14/13)

Set franchise single-season records for a rookie with 2,908 passing yards and 280 completions while throwing for 11 TDs ... Led all NFL QBs with a 7.48 average per rush, rushing 56 times for 419 yards ... Marked the highest single-season rushing average by a QB in team history and his 419 rushing yards were second-most in team history (480, **Mark Brunell**, 1995) ... Finished with 37 completions of 20-plus yards ... Became 16th QB in Jaguars history to start a game and was one of seven rookie QBs to make their NFL debut in 2014 ... Took over as the team's starting QB in Week 4 and started the final 13 games ... Was 280 of 475 passing for 2,908 yards with 11 TDs/17 INTs and 69.5 rating ... Had 21 completions of 25-plus yards ... Rushed for 419 yards on 56 carries (7.48 avg.), the highest average by a NFL QB and second-most rushing yards by a Jaguars QB in a season

- **9/7 at PHI:** Dressed but did not play in season-opener
- **9/14 at WAS:** Dressed but did not play
- **9/21 vs. IND:** Made his NFL debut after he was inserted into the lineup to start the second half and finished 14 of 24 passing for 223 yards with two TDs/two INTs for an 82.5 passer rating ... Had four completions of 20-plus yards including a 63-yard TD pass to **Allen Hurns** ... Also had 30 rushing yards including 20-yard rush ... Engineered the offense to 289 yards in the second half after the club managed only 55 yards in the first half
- **9/28 at SD:** Made first career start and totaled 29 of 37 passing for 254 yards with one TD and two INTs for an 81.7 passer rating ... Completed 78.4 percent of his passes, the highest in NFL history for a rookie quarterback in his first career start with a minimum 30 attempts ... Hooked up with TE **Nic Jacobs** for a two-yard score in the second quarter ... Had five carries for 24 yards ... His 29 completions set single-game franchise record by a rookie and his completions, attempts and yards were started by a Jaguars rookie QB in first career start
- **10/5 vs. PIT:** Started at QB for first time at home and was 22 of 36 passing for 191 yards with two INTs for a 52.0 rating
- **10/12 at TEN:** Threw for 336 yards and one TD on 32 of 46 passing (69.6 pct.), tying **Byron Leftwich** (10/5/03 vs. San Diego) for most passing yards by a rookie in team history ... His 46 attempts and 32 completions were the most in franchise history by a rookie ... Had a 59-yard completion to TE

PLAYER BIOS

Clay Harbor and hooked up with Harbor for a 20-yard TD pass in the fourth quarter ... Marked first AFC South start ... Led team in rushing with five carries for 38 yards

- **10/19 vs. CLE:** Was 17 of 31 passing for 159 yards with one TD and 3 INTs ... Had 31-yard TD pass to WR **Allen Robinson** in the second quarter ... Added five carries for 37 yards with a long of 18 yards. Had four completions of 20-plus yards
- **10/26 vs. MIA:** Threw for 221 yards and one TD on 18 of 34 passing ... Had two INTs, both returned for scores ... Hooked up with **Allen Robinson** for a 48-yard TD in the fourth quarter
- **11/2 at CIN:** Posted a career-best 96.4 rating on 22 of 33 passing (66.7 pct.) with two TDs and one INT ... Had TD passes to **Allen Hurns** of 40 and 18 yards
- **11/9 vs. DAL:** Completed 22 of 37 passes for 290 yards with one INT for a 73.0 rating ... Had four completions of 20-plus yards including a 53-yard pass to WR **Cecil Shorts**
- **11/23 at IND:** Threw for 146 yards on 15 of 27 passing
- **11/30 vs. NYG:** Completed 21 of 35 passes for 194 yards with one TD for an 84.7 rating ... Had first career fourth-quarter comeback win, leading team on a 11-play, 70-yard drive that culminated with a **Josh Scobee** FG ... Had a 30-yard TD pass to **Marqise Lee** in the third quarter and finished with four completions of 20-plus yards ... Added a career-high 68 rushing yards on five carries including a 29-yard rush ... Became only the third starting rookie quarterback to lead his team to a comeback win of 21 or more points since at least 1970
- **12/7 vs. HOU:** Was 20 of 39 passing for 205 yards with one TD for a 64.6 rating ... Had a four-yard TD pass to **Allen Hurns** in the first quarter, his first career TD pass in the first quarter ... Had three completions of 20-plus yards
- **12/14 at BAL:** Had three completions of 20-plus yards and finished 21 of 37 passing for 210 yards with one INT for a 61.8 rating
- **12/18 vs. TEN:** Earned first career division win, throwing for 115 yards and one TD ... Had a 34-yard completion to **Marqise Lee** in the third quarter ... Had five carries for 50 yards with runs of 19, 15 and 13 yards
- **12/28 at HOU:** Threw for 117 yards in season-finale on 14 of 33 passing and led team with 61 yards on three carries (20.3 avg.) ... Had a 34-yard rush in the fourth quarter, his longest rush of his career ... Set single-season franchise-record for passing yards by a rookie with 2,908

COLLEGE (at Central Florida, 2011-13)

- Played in 37 games with 30 starts
- Declared for the NFL Draft following his junior season
- Compiled a 22-5 record as a starter
- Career totals included 585 of 891 passing for 7,598 yards with 56 TDs/19 INT
- Ranked fourth in school history for passing yards and TDs
- As a junior, finished 259 of 382 passing (67.8 pct.) for 3,581 yards with 25 TDs/9 INTs and led team to a 12-1 mark and a Fiesta Bowl win
- Named MVP of the Fiesta Bowl with a win over Baylor, throwing for 301 yards and three TDs
- Majored in Interpersonal/Organizational Communication and minored in Sports and Fitness

PERSONAL

- Attended Oviedo High School where he finished his career by setting Seminole County records with 5,576 yards and 53 TDs
- Captured MVP award at the Central Florida All-Star game following senior year
- Also lettered in baseball
- His brother, Colby, plays baseball at Mississippi
- Son of Suzy and Rob Bortles
- Twitter handle is @BBortles5

REGULAR SEASON CAREER STATISTICS

PASSING

YEAR	TEAM	P/S	COMP	ATT	PCT	YDS	AVG	TD	INT	SK	RTG
2014	JAX	14/13	280	475	58.9	2,908	6.1	11	17	55	69.5
2015	JAX	16/16	355#	606#	58.6	4,428#	7.3	35#	18	51	88.2
2016	JAX	11/11	263	441	59.6	2,749	6.2	20	13	23	80.6
NFL totals: 3 yrs.		41/40	898	1,522	59.0	10,085	6.6	66	48	129	80.2

single-season franchise record

RUSHING

YEAR	TEAM	W-L*	ATT	YDS	AVG	TD
2014	JAX	3-10	56	419	7.5	0
2015	JAX	5-11	52	310	6.0	2
2016	JAX	2-9	45	294	6.5	1
NFL totals: 3 yrs.		10-30	153	1,023	6.7	3

* games started

CAREER HIGHS

	GAME	SEASON
Passing completions:	33 (10/27/16 at TEN)	355 (2015)
Passing attempts:	54 (10/27/16 at TEN)	606 (2015)
Passing percentage:	78.4 (9/28/14 at S.D.)	58.9 (2015)
Passing yards:	381 (11/8/15 at NYJ)	4,428 (2015)
Passing touchdowns:	5 (12/6/15 at TEN)	35 (2015)
Passer rating:	134.5 (12/6/15 at TEN)	88.2 (2015)
Rushing attempts:	6 (three times, last: 12/20/15 vs. ATL)	56 (2014)
Rushing yards:	81 (11/27/16 at BUF)	419 (2014)
Rushing touchdowns:	1 (three times, last: 10/2/16 vs. IND)	2 (2015)

2016 GAME-BY-GAME STATISTICS

PASSING

DATE	OPP	P/S	COMP	ATT	PCT	YDS	AVG	TD	INT	SK	RTG
09/11	vs. G.B.	1/1	24	39	61.5	320	8.2	1	1	3	85.4
09/18	at S.D.	1/1	31	50	62.0	329	6.6	2	2	2	77.8
09/25	vs. BAL	1/1	24	38	63.2	194	5.1	2	3	4	60.6
10/02	vs. IND	1/1	19	33	57.6	207	6.3	2	0	3	96.4
BYE WEEK											
10/16	at CHI	1/1	20	33	60.6	271	8.2	1	1	2	84.3
10/23	vs. OAK	1/1	23	43	53.5	246	5.7	1	2	1	58.9
10/27	at TEN	1/1	33	54	61.1	337	6.2	3	0	2	97.5
11/06	at K.C.	1/1	22	41	53.7	252	6.1	2	1	2	78.5
11/13	vs. HOU	1/1	32	49	65.3	265	5.4	2	1	2	84.1
11/20	at DET	1/1	22	35	62.9	202	5.8	2	2	0	73.8
11/27	at BUF	1/1	13	26	50.0	126	4.9	2	0	2	89.6
12/04	vs. DEN										
12/11	vs. MIN										
12/18	at HOU										
12/24	vs. TEN										
01/01	at IND										
2016 totals:		11/11	263	441	59.6	2,749	6.2	20	13	23	80.2

RUSHING

DATE	OPP	W/L	ATT	YDS	AVG	TD
09/11	vs. G.B.	0-1	2	2	1.0	0
09/18	at S.D.	0-1	3	34	11.3	0
09/25	vs. BAL	0-1	3	17	5.7	0
10/02	vs. IND	1-0	7	36	5.1	1
BYE WEEK						
10/16	at CHI	1-0	3	1	0.3	0
10/23	vs. OAK	0-1	5	33	6.6	0
10/27	at TEN	0-1	4	22	5.5	0
11/06	at K.C.	0-1	6	54	9.0	0
11/13	vs. HOU	0-1	3	11	3.7	0
11/20	at DET	0-1	1	3	3.0	0
11/27	at BUF	0-1	8	81	10.1	0
12/04	vs. DEN					
12/11	vs. MIN					
12/18	at HOU					
12/24	vs. TEN					
01/01	at IND					
2016 totals:		2-9	45	294	6.5	1

PLAYER BIOS

2015 GAME-BY-GAME STATISTICS

PASSING

DATE	OPP	P/S	COMP	ATT	PCT	YDS	AVG	TD	INT	SK	RTG
09/13	vs. CAR	1/1	22	40	55.0	183	4.6	1	2	5	54.5
09/20	vs. MIA	1/1	18	33	54.5	273	8.3	2	0	0	102.2
09/27	at N.E.	1/1	17	33	51.5	242	7.3	2	1	2	83.1
10/04	at IND	1/1	28	50	56.0	298	6.0	1	0	1	80.2
10/11	at T.B.	1/1	23	33	69.7	303	9.2	4	1	6	125.4
10/18	vs. HOU	1/1	30	53	56.6	331	6.2	3	3	3	70.6
10/25	vs. BUF	1/1	13	29	44.8	182	6.3	2	1	2	74.2
	BYE WEEK										
11/08	at NYJ	1/1	24	40	60.0	381	9.5	2	2	6	87.6
11/15	at BAL	1/1	22	45	48.9	188	4.2	2	1	3	65.8
11/19	vs. TEN	1/1	21	30	70.0	242	8.1	1	1	4	91.2
11/29	vs. S.D.	1/1	30	49	61.2	329	6.7	2	1	2	86.2
12/06	at TEN	1/1	24	36	66.7	322	8.9	5*	0	2	134.5
12/13	vs. IND	1/1	16	30	53.3	250	8.3	3	0	3	114.6
12/20	vs. ATL	1/1	23	38	60.5	297	7.8	1	1	2	82.9
12/27	at N.O.	1/1	27	35	77.1	368	10.5	4	2	2	124.5
01/03	at HOU	1/1	17	32	53.1	239	7.5	0	2	8	51.4
2015 totals:	16/16	355#	606#	58.6	4,428#	7.3	35#	18	51	88.2	

* single-game franchise record
single-season franchise record

RUSHING

DATE	OPP	W/L	ATT	YDS	AVG	TD
09/13	vs. CAR	L	4	26	6.5	0
09/20	vs. MIA	W	2	27	13.5	0
09/27	at N.E.	L	3	7	2.3	0
10/04	at IND	L	4	31	7.8	0
10/11	at T.B.	L	1	21	21.0	0
10/18	vs. HOU	L	4	37	9.3	0
10/25	vs. BUF	W	5	-3	-0.6	0
	BYE WEEK					
11/08	at NYJ	L	4	32	8.0	0
11/15	at BAL	W	2	25	12.5	0
11/19	vs. TEN	W	2	9	4.5	0
11/29	vs. S.D.	L	6	33	5.5	0
12/06	at TEN	L	2	-1	-0.5	0
12/13	vs. IND	W	4	17	4.3	1
12/20	vs. ATL	L	6	44	7.3	1
12/27	at N.O.	L	3	5	1.7	0
01/03	at HOU	L	0	0	0.0	0
2015 totals:	5-11	52	310	6.0	2	

2014 GAME-BY-GAME STATISTICS

PASSING

DATE	OPP	P/S	COMP	ATT	PCT	YDS	AVG	TD	INT	SK	RTG
09/07	at PHI	0/0				DNP					
09/14	at WAS	0/0				DNP					
09/21	vs. IND	1/0	14	24	58.3	223	9.3	2	2	1	82.5
09/28	at S.D.	1/1	29	37	78.4	254	6.9	1	2	3	81.8
10/05	vs. PIT	1/1	22	36	61.1	191	5.3	0	2	1	52.0
10/12	at TEN	1/1	32	46	69.6	336	7.3	1	1	6	88.6
10/19	vs. CLE	1/1	17	31	54.8	159	5.1	1	3	2	40.3
10/26	vs. MIA	1/1	18	34	52.9	221	6.5	1	2	4	58.6
11/02	at CIN	1/1	22	33	66.8	247	7.5	2	1	1	96.4
11/09	vs. DAL	1/1	22	37	59.5	290	7.8	0	1	4	73.0
	BYE WEEK										
11/23	at IND	1/1	15	27	55.6	146	5.4	0	1	4	55.5
11/30	vs. NYG	1/1	21	35	60.0	194	5.5	1	0	7	84.7
12/07	vs. HOU	1/1	20	39	51.3	205	5.3	1	1	4	64.6
12/14	at BAL	1/1	21	37	56.8	210	5.7	0	1	8	61.8
12/18	vs. TEN	1/1	13	26	50.0	115	4.4	1	0	4	75.0
12/28	at HOU	1/1	14	33	42.4	117	3.5	0	0	5	52.2
2015 totals:	14/13	280	475	58.9	2,908	6.1	11	17	55	69.5	

RUSHING


DATE	OPP	W/L*	ATT	YDS	AVG	TD
09/07	at PHI			DNP		
09/14	at WAS			DNP		
09/21	vs. IND		2	30	15.0	0
09/28	at S.D.	L	5	24	4.8	0
10/05	vs. PIT	L	4	14	3.5	0
10/12	at TEN	L	5	38	7.6	0
10/19	vs. CLE	W	5	37	7.4	0
10/26	vs. MIA	L	6	48	8.0	0
11/02	at CIN	L	4	10	2.5	0
11/09	vs. DAL	L	3	3	1.0	0
	BYE WEEK					
11/23	at IND	L	5	24	4.8	0
11/30	vs. NYG	W	5	68	13.6	0
12/07	vs. HOU	L	3	10	3.3	0
12/14	at BAL	L	1	2	2.0	0
12/18	vs. TEN	W	5	50	10.0	0
12/28	at HOU	L	3	61	20.3	0
2015 totals:	3-10*	56	419	7.5	2	

* games started

PLAYER BIOS

59

ARTHUR BROWN



LINEBACKER

6-4 240 LBS.

KANSAS STATE

BORN JUNE 17, 1990

WICHITA, KANSAS

ACQ: WAIVERS (BALTIMORE) 2016

EXP: 4TH YEAR

TRANSACTIONS

Originally selected by Baltimore in the second round (56th overall) of the 2013 NFL Draft ... Waived on 9/3/16 ... Claimed off waivers by Jacksonville on 9/4/16

PRO (Games played/started - 45/0)

• Fourth-year LB has played in Baltimore and Jacksonville

2016 (w/ JAX - 11/0)

- **9/11 vs. G.B.:** Saw action on special teams
- **9/18 at S.D.:** Saw action on special teams and one snap at LB
- **9/25 vs. BAL:** Saw action on special teams and played five snaps at LB
- **10/2 vs. IND:** Saw action on special teams
- **10/16 at CHI:** Saw action on special teams
- **10/23 vs. OAK:** Posted one special teams tackle
- **10/27 at TEN:** Saw action on special teams
- **11/6 at K.C.:** Saw action on special teams
- **11/13 vs. HOU:** Saw action on special teams
- **11/20 at DET:** Saw action on special teams
- **11/27 at BUF:** Saw action on special teams

2015 (w/ BAL - 16/0)

Saw action in all 16 games, tallying two special teams tackles

2014 (w/ BAL - 4/0)

Played in four games, competing on special teams in each contest before being placed on injured reserve on 1/2/15

2013 (w/ BAL 14/0)

Finished with 12 tackles (eight solo), a half-sack and one forced fumble

- **12/8 vs. MIN:** Recorded two tackles and his first career forced fumble
- **11/10 vs. CIN:** Produced a career-high four tackles

COLLEGE (at Kansas State, 2010-12; at Miami Fla., 2008-09)

- Led team with 100 tackles (65 solo), adding four passes defended, two interceptions and one fumble recovery to earn all Big 12 and multiple first-team All-American accolades as a senior in 2012
- Selected as the conference's defensive player of the year by league coaches en route to an 11-2 overall record and Big 12 Championship title in 2012
- Recorded a team-leading 101 tackles, two sacks, one interception and two passes defended en route to earning first-team All-Big 12 honors and conference defensive newcomer of the year
- Transferred to Kansas State after two seasons at Miami (Fla.)

PERSONAL

- Brother, Bryce, who was a running back at Kansas State, played for Seattle in 2015 after being selected by Philadelphia in the seventh round of the 2012 NFL Draft
- Attended Wichita State (Kan.) High School, where he posted 151 tackles and 10 sacks as a senior

REGULAR SEASON CAREER STATISTICS

YEAR	TEAM	GP/GS	TKL	SOLO	ASST	ST	SACKS	FF	FR	PD	TFL
2013	BAL	14/0	12	8	4	3	0.5	1	0	0	0
2014	BAL	4/0	0	0	0	0	0.0	0	0	0	0
2015	BAL	16/0	0	0	0	2	0.0	0	0	0	0
2016	JAX	11/0	0	0	0	2	0.0	0	0	0	0
NFL totals: 4 yrs. 45/0			12	8	4	7	0.5	1	0	0	0

2016 GAME-BY-GAME STATISTICS

DATE	OPP	TKL	SOLO	ASST	ST	SACKS	FF	FR	PD	TFL
09/11	vs. Green Bay	0	0	0	0	0.0	0	0	0	0
09/18	at San Diego	0	0	0	0	0.0	0	0	0	0
09/25	vs. Baltimore	0	0	0	0	0.0	0	0	0	0
10/02	vs. Indianapolis	0	0	0	0	0.0	0	0	0	0
BYE WEEK										
10/16	at Chicago	0	0	0	0	0.0	0	0	0	0
10/23	vs. Oakland	0	0	0	1	0.0	0	0	0	0
10/27	at Tennessee	0	0	0	0	0.0	0	0	0	0
11/06	at Kansas City	0	0	0	1	0.0	0	0	0	0
11/13	vs. Houston	0	0	0	0	0.0	0	0	0	0
11/20	at Detroit	0	0	0	0	0.0	0	0	0	0
11/27	at Buffalo	0	0	0	0	0.0	0	0	0	0
12/04	vs. Denver									
12/11	vs. Minnesota									
12/18	at Houston									
12/24	vs. Tennessee									
01/01	at Indianapolis									
2016 totals:		0	0	0	2	0.0	0	0	0	0

PLAYER BIOS

[60]

A.J. CANN

GUARD

6-3 315 LBS.

SOUTH CAROLINA

BORN OCTOBER 3, 1991

BAMBERG, SOUTH CAROLINA

ACQ: 3RD ROUND OF 2015 DRAFT (67TH)

EXP: 2ND YEAR



TRANSACTIONS

Originally drafted by Jacksonville in third round (67th overall) in 2015 draft

PRO (Games played/started - 26/24)

- Second-year G emerged as a starter in Week 4 of the 2015 season
- Highest drafted player by the Jaguars from the University of South Carolina

2016 (w/ JAX - 11/11)

- **9/11 at G.B.:** Started the team's season opener at RG
- **9/18 at S.D.:** Started at RG
- **9/25 vs. BAL:** Started at RG
- **10/2 vs. IND:** Started at RG and helped the team rush for 136 yards
- **10/16 at CHI:** Started at RG
- **10/23 vs. OAK:** Started at RG
- **10/27 at TEN:** Started at RG
- **11/6 at K.C.:** Started at RG, helping the team rush for a season-high 205 yards
- **11/13 vs. HOU:** Started at RG
- **11/20 at DET:** Started at RG in his 25th career game
- **11/27 at BUF:** Started at RG

2015 (w/ JAX - 15/13)

Rookie offensive lineman started 13 games at RG

- **10/4 at IND:** Made his first career start at RG, helping fellow rookie RB T.J. Yeldon rush for 100+ yards
- **10/25 vs. BUF:** Started at RG, helping RB T.J. Yeldon rush for a season-high 115 yards
- **12/13 vs. IND:** Started at RG, helping the Jaguars rush for a season-high 154 yards

COLLEGE (at South Carolina, 2010-15)

- Four-year starter, starting in 51 games, the second-most in school history (T.J. Johnson, 53)
- Three-time member of the SEC Fall Academic Honor Roll
- In 2014, named first-team All-America by Sporting News, ESPN.com and CBSsportsline.com, was a second-team All-American by Walter Camp, Associated Press and Sports Illustrated, and a third-team selection by College Sports Madness
- Earned first team All-SEC honors by the coaches and ESPN.com and was a second-team pick by the AP
- In 2013, voted a permanent team captain as a junior
- Majored in African American studies

PERSONAL

- Played on both sides of the ball for Head Coach Kevin Crosby at Bamberg-Ehrhardt (S.C.) High School
- Graded out at 96 percent with 60 knockdown blocks as an offensive tackle
- Did not give up a sack
- A.J. Cann's given name is Aaron
- Twitter handle is @AJCann50

PLAYER BIOS

22

AARON COLVIN



CORNERBACK

6-0 194 LBS.

OKLAHOMA

BORN OCTOBER 2, 1991

TULSA, OKLAHOMA

ACQ: 4TH ROUND OF 2014 DRAFT (114TH)

EXP: 3RD YEAR

TRANSACTIONS

Originally drafted by Jacksonville in the fourth round (114th overall) of the 2014 draft

PRO (Games played/started - 29/18)

- Since 2015, his 5.0 sacks are most in the NFL by a CB and tied for the most by a defensive back (K.C.'s **Ron Parker**)
- Began rookie season on reserve/physically unable to perform list after suffering an ACL injury while playing for the Jaguars coaching staff on the South squad at the Senior Bowl in 2014

2016 (w/ JAX - 7/2)

Missed the first four games of the season on the Reserve/Suspended by the Commissioner list

- **10/16 at CHI:** Made his season debut, posting five solo tackles, including one tackle for loss
- **10/23 vs. OAK:** Tallied three solo tackles at CB
- **10/27 at TEN:** Started at LCB and made two tackles (one solo)
- **11/6 at K.C.:** Saw action at CB and made seven tackles (five solo)
- **11/13 vs. HOU:** Saw action at CB and registered a seven-yard sack
- **11/20 at DET:** Started at CB and recorded two solo tackles before exiting the game with a concussion
- **11/27 at BUF:** Saw action at CB and on special teams

2015 (w/ JAX - 16/15)

Started in 15 of 16 games at RCB, totaling 73 tackles (60 solo), seven passes defended, six tackles for loss and 4.0 sacks ... His 4.0 sacks are the most by an NFL DB since **Roman Harper's** 7.5 sacks in 2011 and the most by a Jaguars DB since **Aaron Beasley's** 5.0 sacks in 2000 (Colvin's 4.0 sacks are the second-most by a Jaguars DB in franchise history)

- **9/20 vs. MIA:** Made six tackles (five solo)
- **10/4 at IND:** Started at RCB, recording six tackles (five solo), including two tackles for loss, and his first career sack
- **10/11 at T.B.:** Started at RCB, tallying five tackles (five solo) and one sack
- **10/25 vs. BUF:** Made six tackles (six solo), including a sack-fumble that DE **Chris Clemons** returned for a TD ... Recorded the game-clinching PBU with 57 seconds remaining in the game to force a turnover on downs
- **11/8 at NYJ:** Made a season-high eight tackles (four solo), including one tackle for loss
- **11/19 vs. TEN:** Started at RCB, making seven tackles (seven solo), three passes defended and one sack
- **12/27 at N.O.:** Started at RCB and made a season-high nine tackles (five solo)

2014 (w/ JAX - 6/1)

Saw action in six games as a rookie and totaled 25 tackles (21 solo), two passes defended, two QB hits and one fumble recovery ... Placed on the reserve/physically unable to perform list on Aug. 26 and was activated to 53-man roster on Nov. 11

- **11/23 at IND:** Made NFL debut and saw action at CB and on special teams ... Finished with one solo tackle
- **11/30 vs. NYG:** Saw extensive action at CB ... Scored a TD on a 41-yard fumble return in the fourth quarter, his first career score ... It marked the fifth-longest fumble recovery for a touchdown in team history and longest since 2007 (77 yards, Daryl Smith, Oct. 14 vs. Houston)
- **12/7 vs. HOU:** Registered five tackles (four solo) and added one special teams tackle
- **12/18 vs. TEN:** Posted a career-high seven solo tackles and one pass defended

COLLEGE (at Oklahoma, 2010-13)

- Four-year letterman
- Appeared in 50 games with 36 starts
- Career totals include 234 tackles (170 solo), 15 tackles for a loss, 3.5 sacks, five INTs, one forced fumble, three fumble recoveries and 23 passes defended
- Started 35 of his last 36 games
- Named a semifinalist for the Thorpe Award as a senior, given to the top defensive back in college football
- Was All-Big 12 first-team selection by coaches, AP and the San Antonio Express-News
- Majored in communications

PERSONAL

- Attended Owasso (Okla.) High School
- Son of Bryant and Lisa Colvin
- Twitter handle is @AColvin_22

REGULAR SEASON CAREER STATISTICS

YEAR	TEAM	GP/GS	TKL	SOLO	ASST	SACKS	FF	FR	PD	INT
2014	JAX	6/1	25	21	4	0.0	0	1	2	0
2015	JAX	16/15	73	60	13	4.0	1	0	7	0
2016	JAX	7/2	20	17	3	1.0	0	0	0	0
NFL totals: 3 yrs.		29/18	118	98	20	5.0	1	1	9	0

CAREER HIGHS

	GAME	SEASON
Tackles:	8 (11/8/15 at NYJ)	73 (2015)
Sacks:	1.0 (five times, last: 11/13/16 vs. HOU)	4.0 (2016)
Passes defended:	3 (11/19/15 vs. TEN)	7 (2015)
Forced fumbles:	1 (10/25/15 vs. BUF)	1 (2015)
Fumble recoveries:	1 (11/30/14 vs. NYG)	1 (2014)

2016 GAME-BY-GAME STATISTICS

DATE	OPP	TKL	SOLO	ASST	SACKS	FF	FR	PD	INT	
09/11	vs. Green Bay				--					
09/18	at San Diego				--					
09/25	vs. Baltimore				--					
10/02	vs. Indianapolis				--					
BYE WEEK										
10/16	at Chicago	5	5	0	0.0	0	0	0	0	
10/23	vs. Oakland	3	3	0	0.0	0	0	0	0	
10/27	at Tennessee	2	1	1	0.0	0	0	0	0	
11/06	Kansas City	7	5	2	0.0	0	0	0	0	
11/13	vs. Houston	1	1	0	1.0	0	0	0	0	
11/20	at Detroit	2	2	0	0.0	0	0	0	0	
11/27	at Buffalo	0	0	0	0.0	0	0	0	0	
12/04	vs. Denver									
12/11	vs. Minnesota									
12/18	at Houston									
12/24	vs. Tennessee									
01/01	at Indianapolis									
2016 totals:		20	17	3	1.0	0	0	0	0	

2015 GAME-BY-GAME STATISTICS

DATE	OPP	TKL	SOLO	ASST	SACKS	FF	FR	PD	INT	
09/13	vs. Carolina	2	1	1	0.0	0	0	0	0	
09/20	vs. Miami	6	5	1	0.0	0	0	0	0	
09/27	at New England	2	2	0	0.0	0	0	0	0	
10/04	at Indianapolis	6	5	1	1.0	0	0	0	0	
10/11	at Tampa Bay	6	5	1	1.0	0	0	0	0	
10/18	vs. Houston	4	4	0	0.0	0	0	0	0	
10/25	vs. Buffalo	6	6	0	1.0	1	0	1	0	
BYE WEEK										
11/08	at N.Y. Jets	8	4	4	0.0	0	0	0	0	
11/15	at Baltimore	4	3	1	0.0	0	0	0	0	
11/19	vs. Tennessee	7	7	0	1.0	0	0	3	0	
11/29	vs. San Diego	3	3	0	0.0	0	0	1	0	
12/06	at Tennessee	0	0	0	0.0	0	0	1	0	
12/13	vs. Indianapolis	2	2	0	0.0	0	0	0	0	
12/20	vs. Atlanta	3	3	0	0.0	0	0	0	0	
12/27	at New Orleans	9	5	4	0.0	0	0	0	0	
01/03	at Houston	5	4	1	0.0	0	0	1	0	
2015 totals:		73	60	13	4.0	1	0	7	0	

2014 GAME-BY-GAME STATISTICS

DATE	OPP	TKL	SOLO	ASST	SACKS	FF	FR	PD	INT	
09/07	at Philadelphia				PUP					
09/14	at Washington				PUP					
09/21	vs. Indianapolis				PUP					
09/28	at San Diego				PUP					
10/05	vs. Pittsburgh				PUP					
10/12	at Tennessee				PUP					
10/19	vs. Cleveland				PUP					
10/26	vs. Miami				PUP					
11/02	at Cincinnati				PUP					
11/09	vs. Dallas				PUP					
BYE WEEK										
11/23	at Indianapolis	1	1	0	0.0	0	0	0	0	
11/30	vs. N.Y. Giants	4	3	1	0.0	0	1	1	0	
12/07	vs. Houston	5	4	1	0.0	0	0	0	0	
12/14	at Baltimore	4	3	1	0.0	0	0	0	0	
12/18	vs. Tennessee	7	7	0	0.0	0	0	1	0	
12/28	at Houston	4	3	1	0.0	0	0	0	0	
2014 totals:		25	21	4	0.0	0	1	2	0	

PLAYER BIOS

37 JOHNATHAN CYPRIEN

SAFETY

6-0 223 LBS.

FLORIDA INTERNATIONAL

BORN JULY 29, 1990

NORTH MIAMI BEACH, FLORIDA

ACQ: 2ND ROUND OF 2013 DRAFT (33RD)

EXP: 4TH YEAR



TRANSACTIONS

Originally drafted by Jacksonville in the second round (33rd overall) of the 2013 draft.

PRO (Games played/started - 55/55)

• 2013 second-round pick was the third-highest drafted safety in team history behind Reggie Nelson (1st round, 21st overall, 2007) and Donovin Darius (1st round, 25th overall, 1998)

2016 (w/ JAX - 11/11)

- **9/11 vs. G.B.:** Started the team's season opener at SS and led the team with nine solo tackles
- **9/18 at S.D.:** Started at SS and made seven tackles (five solo) ... Recovered a fumble caused by rookie DE Yannick Ngakoue's strip-sack in the second quarter
- **9/25 vs. BAL:** Started at SS and made 10 tackles (nine solo), his 10th double-digit tackle game of his career
- **10/2 vs. IND:** Started at SS and made five tackles (four solo)
- **10/16 at CHI:** Started at SS and made six tackles (four solo) and one pass defended
- **10/23 vs. OAK:** Started at SS and made a season-high 11 solo tackles
- **10/27 at TEN:** Started at SS and tallied 12 tackles (four solo)
- **11/6 at K.C.:** Started at SS and made five tackles (four solo)
- **11/13 vs. HOU:** Started at SS and registered four tackles (three solo)
- **11/20 at DET:** Started at SS and had seven tackles (five solo), including two tackles for loss
- **11/27 at BUF:** Started at SS and made five solo tackles, including his first sack since his rookie season

2015 (w/ JAX - 14/14)

Started 14 games at SS and finished with 107 tackles (77 solo), two passes defended, one interception, one tackle for loss, one forced fumble and one fumble recovery

- **9/13 vs. CAR:** Made four stops (three solo) in season debut
- **10/4 at IND:** Returned from injury and made his second start of the season, tallying a team-high 14 tackles (11 solo) and his first career fumble recovery
- **10/25 vs. BUF:** Made seven tackles (seven solo) and recorded a forced fumble that was recovered by S Josh Evans at the Jacksonville 4-yard line
- **11/8 at NYJ:** Made 13 tackles (seven solo), including two tackles for loss and one pass defended
- **12/6 at TEN:** Started at SS and made 11 tackles (seven solo)
- **12/13 vs. IND:** Started at SS and made six tackles (two solo) ... Added one pass defended and one INT, which he returned 48 yards to the Indianapolis 1-yard line
- **12/27 at N.O.:** Tied for the team lead with nine tackles (seven solo) in his 43rd start at SS
- **1/3 at HOU:** Started at SS and finished with a team-high 14 tackles (six solo)

2014 (w/ JAX - 15/15)

Led team in 2014 with a career-high 111 tackles, the third-most among NFL DBs ... Started 15 games at SS and registered a team-high 111 tackles (77 solo) along with four passes defended, five tackles for loss and three special teams tackles ... His 111 tackles ranked as third-most among NFL defensive backs

- **9/21 vs. IND:** Returned to action and tallied seven tackles (three solo)
- **10/5 vs. PIT:** Tallied 10 tackles (eight solo) and added one special teams tackle
- **10/12 at TEN:** Registered a career-high 14 tackles (11 solo) along with one tackle for loss and one pass defended. Added one special teams tackle
- **10/26 vs. MIA:** Led team with nine solo tackle
- **11/9 vs. DAL:** Tied for team-lead with five tackles
- **11/23 at IND:** Made eight tackles (four solo) with one for a loss
- **12/14 at BAL:** Had a team-high nine tackles (four solo) and added one pass defended
- **12/28 at HOU:** Produced 11 tackles (seven solo) and two tackles for loss

2013 (w/ JAX - 15/15)

Started 15 games at SS as a rookie ... Ranked second on the team with 98 tackles (82 solo) along with two forced fumbles, one INT, one sack, six passes defended, three QB hits and one tackle for loss

- **9/8 vs. KC:** Made NFL debut with start at SS and produced three solo tackles and one QB hit
- **9/15 at OAK:** Led secondary with a career-high eight tackles and forced a fumble of RB Darren McFadden in the fourth quarter that was recovered by S Dwight Lowery
- **9/22 at SEA:** Stripped QB Russell Wilson in the second quarter, forcing a fumble that was recovered by DT Brandon Deaderick ... Marked first career sack and second

consecutive game with a forced fumble

- **10/6 at STL:** Led team with a career-high 12 tackles, all solo
- **11/17 vs. ARI:** Posted a team-high eight tackles (all solo)
- **11/24 at HOU:** Finished with six tackles (four solo) and a season-high two passes defended
- **12/1 at CLE:** Made first career INT, picking off Brandon Weeden in the second quarter ... Added nine tackles, one pass defended and one special teams tackle
- **12/5 vs. HOU:** Posted his second double-digit tackle game of the season, finishing with 10 tackles (seven solo) ... Added one special teams tackle
- **12/29 at IND:** Led team with three passes defended and added six solo tackles

COLLEGE (at Florida International, 2009-12)

- Four-year letterman
- Appeared in 50 career games, starting the final 45
- Career totals include a school-record 365 tackles, 22 passes defended, 13.5 tackles for a loss, seven INTs (one returned for a TD), a school-record six forced fumbles, two fumble recoveries and one sack
- His 213 solo tackles ranked fifth overall (second among DBs) among active NCAA FBS players
- First-team All-Sun Belt Conference selection
- Majored in physical therapy

PERSONAL

- Attended North Miami Beach (Fla.) High School
- Team captain as a senior
- Played both SS and WR
- Son of Roselaure and Kennel Cyprien
- One of five children



REGULAR SEASON CAREER STATISTICS

YEAR	TEAM	GP/GS	TKL	SOLO	ASST	SACKS	FF	FR	PD	INT
2013	JAX	15/15	98	82	16	1.0	2	0	6	1
2014	JAX	15/15	111*	77	34	0.0	0	0	3	0
2015	JAX	14/14	107	77	30	0.0	1	1	2	1
2016	JAX	11/11	81	63	18	1.0	0	1	1	0
NFL totals: 4 yrs.		55/55	397	299	98	2.0	3	2	12	2

* led team



CAREER HIGHS

	GAME	SEASON
Tackles:	14 (two times, last: 10/4/15)	111 (2014)
Sacks:	1.0 (two times, last: 11/27/16 at BUF)	1.0 (2013 & 2016)
Interceptions:	1 (two times, last: 12/13/15 vs. IND)	1 (2013 & 2015)
Passes defended:	3 (12/29/13 at IND)	6 (2013)
Forced fumbles:	1 (three times, last: 10/25/15 vs. BUF)	2 (2013)
Fumble recoveries:	1 (two times, last: 9/18/16 at S.D.)	1 (2015 & 2016)



2016 GAME-BY-GAME STATISTICS

DATE	OPP	TKL	SOLO	ASST	ST	SACKS	FF	FR	PD	TFL
09/11	vs. Green Bay	9	9	0	0	0.0	0	0	0	0
09/18	at San Diego	7	5	2	0	0.0	0	1	0	0
09/25	vs. Baltimore	10	9	1	0	0.0	0	0	0	0
10/02	vs. Indianapolis	5	4	1	0	0.0	0	0	0	0
BYE WEEK										
10/16	at Chicago	6	4	2	0	0.0	0	0	1	0
10/23	vs. Oakland	11	11	0	0	0.0	0	0	0	0
10/27	at Tennessee	12	4	8	0	0.0	0	0	0	0
11/06	at Kansas City	5	4	1	0	0.0	0	0	0	0
11/13	vs. Houston	4	3	1	0	0.0	0	0	0	0
11/20	at Detroit	7	5	2	0	0.0	0	0	0	2
11/27	at Buffalo	5	5	0	0	1.0	0	0	0	1
12/04	vs. Denver									
12/11	vs. Minnesota									
12/18	at Houston									
12/24	vs. Tennessee									
01/01	at Indianapolis									
2016 totals:		76	58	18	0	1.0	0	1	1	3

PLAYER BIOS



2015 GAME-BY-GAME STATISTICS

DATE	OPP	TKL	SOLO	ASST	SACKS	FF	FR	PD	INT
09/13	vs. Carolina	4	3	1	0.0	0	0	0	0
09/20	vs. Miami				ina				
09/27	at New England				ina				
10/04	at Indianapolis	14	11	3	0.0	0	1	0	0
10/11	at Tampa Bay	5	4	1	0.0	0	0	0	0
10/18	vs. Houston	4	4	0	0.0	0	0	0	0
10/25	vs. Buffalo	7	7	0	0.0	1	0	0	0
	BYE WEEK								
11/08	at N.Y. Jets	13	7	6	0.0	0	0	1	0
11/15	at Baltimore	7	5	2	0.0	0	0	0	0
11/19	vs. Tennessee	7	7	0	0.0	0	0	0	0
11/29	vs. San Diego	3	3	0	0.0	0	0	0	0
12/06	at Tennessee	11	7	4	0.0	0	0	0	0
12/13	vs. Indianapolis	6	2	4	0.0	0	0	1	1
12/20	vs. Atlanta	5	5	0	0.0	0	0	0	0
12/27	at New Orleans	9	7	2	0.0	0	0	0	0
01/03	at Houston	14	6	8	0.0	0	0	0	0
2015 totals:		107	77	30	0.0	1	1	2	1



2014 GAME-BY-GAME STATISTICS

DATE	OPP	TKL	SOLO	ASST	SACKS	FF	FR	PD	INT
09/07	at Philadelphia	0	0	0	0.0	0	0	0	0
09/14	at Washington				ina				
09/21	vs. Indianapolis	7	3	4	0.0	0	0	0	0
09/28	at San Diego	6	4	2	0.0	0	0	0	0
10/05	vs. Pittsburgh	10	8	2	0.0	0	0	0	0
10/12	at Tennessee	14	11	3	0.0	0	0	1	0
10/19	vs. Cleveland	4	4	0	0.0	0	0	0	0
10/26	vs. Miami	9	9	0	0.0	0	0	0	0
11/02	at Cincinnati	9	4	5	0.0	0	0	0	0
11/09	vs. Dallas	5	5	0	0.0	0	0	0	0
	BYE WEEK								
11/23	at Indianapolis	8	4	4	0.0	0	0	0	0
11/30	vs. N.Y. Giants	7	6	1	0.0	0	0	0	0
12/07	vs. Houston	8	5	3	0.0	0	0	0	0
12/14	at Baltimore	9	4	5	0.0	0	0	0	0
12/18	vs. Tennessee	4	3	1	0.0	0	0	0	0
12/28	at Houston	11	7	4	0.0	0	0	0	0
2014 totals:		111	77	34	0.0	0	0	3	0



2013 GAME-BY-GAME STATISTICS

DATE	OPP	TKL	SOLO	ASST	SACKS	FF	FR	PD	INT
09/08	vs. Kansas City	3	3	0	0.0	0	0	0	0
09/15	at Oakland	8	7	1	0.0	1	0	0	0
09/22	at Seattle	7	3	4	1.0	1	0	0	0
09/29	vs. Indianapolis	5	4	1	0.0	0	0	0	0
10/06	at St. Louis	12	12	0	0.0	0	0	0	0
10/13	at Denver	5	5	0	0.0	0	0	0	0
10/20	vs. San Diego	5	4	1	0.0	0	0	0	0
10/27	vs. San Francisco	2	2	0	0.0	0	0	0	0
	BYE WEEK								
11/10	at Tennessee	3	2	1	0.0	0	0	0	0
11/17	vs. Arizona	8	8	0	0.0	0	0	0	0
11/24	at Houston	6	4	2	0.0	0	0	2	0
12/01	at Cleveland	9	8	1	0.0	0	0	1	1
12/05	vs. Houston	10	7	3	0.0	0	0	0	0
12/15	vs. Buffalo				ina				
12/22	vs. Tennessee	9	7	2	0.0	0	0	0	0
12/29	at Indianapolis	6	6	0	0.0	0	0	3	0
2013 totals:		98	82	16	1.0	2	0	6	1

PLAYER BIOS

61

SHELDON DAY



DEFENSIVE TACKLE

6-1 293 LBS.

NOTRE DAME

BORN JULY 1, 1994

INDIANAPOLIS, INDIANA

ACQ: 4TH ROUND OF 2016 DRAFT (103RD)

EXP: ROOKIE

TRANSACTIONS

- Originally drafted by Jacksonville in the fourth round (103rd overall) of the 2016 NFL Draft

PRO (Games played/started - 11/0)

Rookie DT who made his rookie debut in the team's season opener

2016 (w/ JAX - 11/0)

- 9/11 vs. G.B.:** Made his Jaguars debut and played seven snaps at DT and one on special teams
- 9/18 at S.D.:** Saw action at DT and on special teams
- 9/25 vs. BAL:** Saw action at DT, making his first career tackle, and on special teams
- 10/2 vs. IND:** Played 17 snaps at DT and had one tackle for loss
- 10/16 at CHI:** Saw action at DT and on special teams
- 10/23 vs. OAK:** Saw action at DT and on special teams
- 10/27 at TEN:** Saw action at DT and recorded one tackle for loss
- 11/6 at K.C.:** Saw action at DT
- 11/13 vs. HOU:** Saw action at DT and on special teams
- 11/20 at DET:** Saw action at DT and on special teams
- 11/27 at BUF:** Saw action at DT and on special teams

COLLEGE (at Notre Dame, 2012-15)

As a senior, named season-long captain at the end of camp ... Registered 45 tackles (33 solo), 15.5 tackles for loss, 4.0 sacks, four passes defensed and two forced fumbles ... His 15.5 tackles for loss were the most by a Notre Dame player since **Derek Landri** in 2006 ... Recorded at least one tackle for loss in 11 of the team's 13 games ... As a junior, registered 40 tackles (24 solo), 7.5 tackles for loss, one sack, nine quarterback hurries, two passes defensed and two fumble recoveries ... Played in all 13 games as a true freshman

PERSONAL

- Son of David Day and Carol Boyd
- Attended Warren Central (Indianapolis) High School
- Second-team selection on SI.com High School All-America team
- Ranked the sixth-best defensive tackle in the country and the 50th-best player in his class by Scout.com
- Runner-up for 2011 Indiana Mr. Football award as chosen by the Indiana Football Coaches Association
- Made 55 tackles, 12 for loss, nine sacks, 12 quarterback pressures and two fumble recoveries as a senior

REGULAR SEASON CAREER STATISTICS

YEAR	TEAM	GP/GS	TKL	SOLO	ASST	ST	SACKS	FF	FR	PD	TFL
2016	JAX	11/0	3	3	0	0	0	0	0	0	2
NFL totals: 1 yr.		11/0	3	3	0	0	0	0	0	0	2

2016 GAME-BY-GAME STATISTICS

DATE	OPP	TKL	SOLO	ASST	ST	SACKS	FF	FR	PD	TFL
09/11	vs. Green Bay	0	0	0	0	0.0	0	0	0	0
09/18	at San Diego	0	0	0	0	0.0	0	0	0	0
09/25	vs. Baltimore	1	1	0	0	0.0	0	0	0	0
10/02	vs. Indianapolis	1	1	0	0	0.0	0	0	0	1
BYE WEEK										
10/16	at Chicago	0	0	0	0	0.0	0	0	0	0
10/23	vs. Oakland	0	0	0	0	0.0	0	0	0	0
10/27	at Tennessee	1	1	0	0	0.0	0	0	0	1
11/06	at Kansas City	0	0	0	0	0.0	0	0	0	0
11/13	vs. Houston	0	0	0	0	0.0	0	0	0	0
11/20	at Detroit	0	0	0	0	0.0	0	0	0	0
11/27	at Buffalo	0	0	0	0	0.0	0	0	0	0
12/04	vs. Denver									
12/11	vs. Minnesota									
12/18	at Houston									
12/24	vs. Tennessee									
01/01	at Indianapolis									
2016 totals:		3	3	0	0	0.0	0	0	0	2

PLAYER BIOS

48

ALEX ELLIS

TIGHT END
6-4 253 LBS.
TENNESSEE
BORN FEBRUARY 10, 1993
DELMAR, DELAWARE
ACQ: FREE AGENT (2016)
EXP: 1ST YEAR



TRANSACTIONS

Originally signed by Tennessee as an undrafted free agent on 5/9/16 ... Waived on 9/2/16 ... Signed by Jacksonville to the practice squad on 9/5/16 ... Promoted to the 53-man roster on 11/26/16

PRO (Games played/started - 1/1)

Spent his rookie training camp with Tennessee before joining Jacksonville's practice squad for the first 12 weeks of the regular season

2016 (w/ JAX - 1/1)

Was on the team's practice squad for the first 12 weeks of the season before being promoted to the active roster

- **11/27 at BUF:** Made his NFL debut, starting at TE and seeing action on special teams

COLLEGE (at Tennessee, 2011-15)

- Former walk-on earned a scholarship and became a contributor at TE during his final two seasons
- Appeared in 26 games and totaled 14 receptions for 232 yards and one TD
- Named 2016 Muscle Milk Male Athlete of the Year, given annually to an athlete whose athletic accomplishments, in the opinion of the sports dietitian, reflect dedication to sports nutrition

PERSONAL

- Attended Delmar (Del.) High School and played QB
- Also lettered in lacrosse
- Son of Shea Ellis and Mackenzie Hay
- Born Alexander Colby Ellis in Salisbury, Md.

PLAYER BIOS

56 DANTE FOWLER JR.

DEFENSIVE END
6-3 266 LBS.
FLORIDA
BORN AUGUST 3, 1994
ST. PETERSBURG, FLORIDA
ACQ: 1ST ROUND OF 2015 DRAFT (3RD)
EXP: 2ND YEAR



TRANSACTIONS

Originally drafted by Jacksonville in the first round (third overall) of the 2015 draft ...
Placed on injured reserve on 8/29/15

PRO (Games played/started - 11/1)

- First defensive player selected in the 2015 NFL Draft
- Second-highest defensive player drafted in Jaguars history (LB **Kevin Hardy** was selected 2nd overall in 1996)
- Joined RB **Fred Taylor** (9th, 1998), S **Reggie Nelson** (21st, 2007) and DE **Derrick Harvey** (8th, 2008) as the only players in franchise history to be drafted out of the University of Florida in the first round
- Joins Harvey as the only DEs selected in the first round in franchise history
- Ninth player selected by the Jaguars from the University of Florida, the most of any college/university in franchise history
- Became third Florida DE in last three years to be drafted in first round

2016 (w/ JAX - 11/1)

Made his NFL debut in the team's season opener

- **9/11 vs. G.B.:** Started at LEO and made three tackles (two solo) and one tackle for loss
- **9/18 at S.D.:** Recorded a career-high six tackles (five solo), including 2.0 sacks
- **9/25 vs. BAL:** Saw action at LEO and made one solo tackle and recorded his first career pass defended
- **10/2 vs. IND:** Saw action at LEO and made two solo tackles ... Posted two QB hurries, one of which resulted in **Yannick Ngakoue's** first-quarter INT after he tipped QB **Andrew Luck's** attempt
- **10/16 at CHI:** Saw action at LEO and made one solo tackle
- **10/23 vs. OAK:** Tallied two solo tackles at LEO
- **10/27 at TEN:** Saw action at LEO and totaled two tackles
- **11/6 at K.C.:** Saw action at LEO, making four tackles (one solo) and was credited with 0.5 sack
- **11/13 vs. HOU:** Saw action at LEO and made one solo tackle
- **11/20 at DET:** Saw action at LEO and made one solo tackle for loss
- **11/27 at BUF:** Saw action at LEO and made one tackle

2015 (w/ JAX - IR)

- Suffered a torn ACL on May 18, 2015 in Jaguars rookie mini-camp and was placed on IR on August 29, 2015

COLLEGE (at Florida, 2012-14)

- Declared for the NFL Draft following his junior season
- Played in 37 games with 25 starts
- Career totals included 140 tackles (73 solo), 34 tackles for loss, 14.5 sacks, five forced fumbles, two fumble recoveries and two passes defended
- Started the final 24 games of his career
- Served as a team captain his junior season and two games as a sophomore

PERSONAL

- Attended Lakewood Senior (St. Petersburg, Fla.) High School, where he played for Head Coach Cory Moore
- A five-star prospect ranked as the No. 3 weakside defensive side and No. 28 recruit overall by Rivals.com
- Ranked in the Rivals100 national list (No. 28), as well as the ESPN 150 national list (No. 71)
- Named an Honorable Mention All-American by Sports Illustrated
- Also competed as a shot putter, recording a top-throw of 14.32 meters
- Son of Lanora and Dante Fowler Sr.
- Has one son, Dante Fowler III, who is three years old
- Has two younger brothers, Donterio and Cam'Ron
- Twitter handle is @DanteFowler

REGULAR SEASON CAREER STATISTICS

YEAR	TEAM	GP/GS	TKL	SOLO	ASST	ST	SACKS	FF	FR	PD	TFL
2015	JAX					IR					
2016	JAX	11/1	24	16	8	0	2.5	0	0	2	4
NFL totals: 2 yrs.		11/1	24	16	8	0	2.5	0	0	2	4

2016 GAME-BY-GAME STATISTICS

DATE	OPP	TKL	SOLO	ASST	ST	SACKS	FF	FR	PD	TFL	
09/11	vs. Green Bay	3	2	1	0	0.0	0	0	0	1	
09/18	at San Diego	6	5	1	0	2.0	0	0	0	2	
09/25	vs. Baltimore	1	1	0	0	0.0	0	0	1	0	
10/02	vs. Indianapolis	2	2	0	0	0.0	0	0	1	0	
BYE WEEK											
10/16	at Chicago	1	1	0	0	0.0	0	0	0	0	
10/23	vs. Oakland	2	2	0	0	0.0	0	0	0	0	
10/27	at Tennessee	2	0	2	0	0.0	0	0	0	0	
11/06	at Kansas City	4	1	3	0	0.5	0	0	0	0	
11/13	vs. Houston	1	1	0	0	0.0	0	0	0	0	
11/20	at Detroit	1	1	0	0	0.0	0	0	0	1	
11/27	at Buffalo	1	0	1	0	0.0	0	0	0	0	
12/04	vs. Denver										
12/11	vs. Minnesota										
12/18	at Houston										
12/24	vs. Tennessee										
01/01	at Indianapolis										
2016 totals:		24	16	8	0	2.5	0	0	2	4	

PLAYER BIOS

39

TASHAUN GIPSON

DEFENSIVE BACK

5-11 205 LBS.

WYOMING

BORN AUGUST 7, 1990

DALLAS, TEXAS

ACQ: UFA (CLEVELAND) 2016

EXP: 5TH YEAR



TRANSACTIONS

Originally signed by Cleveland as an undrafted free agent on 5/9/12 ... Signed by Jacksonville as an unrestricted free agent on 3/10/16

PRO (Games played/started - 61/53)

- Earned first career Pro Bowl selection in 2014 after finishing second in NFL with six interceptions
- One of nine players to register 15 or more INTs since 2012, joining CB **Richard Sherman**, DB **Glover Quin**, CB **Patrick Peterson**, S **Reggie Nelson**, CB **Aqib Talib**, CB **Brent Grimes**, CB **Earl Thomas** and CB **Trumaine Johnson**

2016 (w/ JAX - 11/11)

Made his Jaguars debut during the team's season opener

- **9/11 vs. G.B.:** Started at FS and made three solo tackles
- **9/18 at S.D.:** Started at FS and made three solo tackles
- **9/25 vs. BAL:** Registered his first INT with the Jaguars during the fourth quarter ... Also recorded three solo tackles
- **10/2 vs. IND:** Started at FS and made one solo tackle
- **10/16 at CHI:** Started at FS and made three solo tackles
- **10/23 vs. OAK:** Started at FS and made two solo tackles
- **10/27 at TEN:** Started at FS and made three tackles (two solo)
- **11/6 at K.C.:** Started at FS
- **11/13 vs. HOU:** Started at FS and tallied two solo tackles
- **11/20 at DET:** Started at FS and made one solo tackle
- **11/27 at BUF:** Started at FS and made two solo tackles

2015 (w/ CLE - 13/13, 0/0)

Started 13 games, marking the third consecutive season in which he made 10-plus starts for the Browns ... Finished with 60 tackles (42 solo), two interceptions and two passes defended ... Tackle total was his highest since registering 105 stops in 2013 ... Has recorded an interception in all four NFL seasons, including two-plus interceptions in three straight years

- **9/13 at NYJ:** Totaled five tackles (three solo) and his first interception of the season, which came against Jets QB **Ryan Fitzpatrick** in the second quarter
- **9/20 vs. TEN:** Had eight tackles (five solo), his second-highest total in 2015
- **11/1 vs. ARI:** Produced one solo (tackle) and intercepted Cardinals QB **Carson Palmer** in the third quarter
- **12/20 at SEA:** Tallied a season-high nine tackles (five solo)

2014 (w/ CLE - 11/11, 0/0)

Selected to first Pro Bowl ... Started all 11 games at free safety and added 52 tackles, eight passes defended, six interceptions, one forced fumble and one interception-return TD ... Finished second in the NFL with career-high six interceptions, despite missing final five games ... Interception total led the team and were the most by a Browns player since 2010 ... Became the first player to lead the Browns in interceptions in consecutive years since **Earl Little** from 2002-03 ... Helped Cleveland finish first in the NFL in opponent passer rating (74.1) and passes defended (99)

- **9/14 vs. N.O.:** During 26-24 victory, registered eight tackles and one interception, returning it for a career-long 62-yard TD
- **10/19 at JAX:** Earned second career multiple-interception game, picking off Jaguars QB **Blake Bortles** twice
- **10/26 vs. OAK:** After Raiders shifted out of initial FG formation picked off Raiders QB **Matt Schaub** and returned it 35 yards
- **11/2 vs. T.B.:** Picked off Buccaneers QB **Mike Glennon** in end zone to thwart Tampa Bay scoring threat
- **11/6 at CIN:** In 24-3 primetime win, recorded three tackles, one pass defended and one forced fumble ... Member of Browns defense that limited Bengals to 79 net passing yards, second fewest by an NFL team in 2014
- **11/23 at ATL:** Sustained knee injury in fourth quarter and was placed on injured reserve on 12/20

2013 (w/ CLE - 16/15, 0/0)

Started 15 of 16 games at free safety ... Totaled 105 tackles, five interceptions, his first career interception-return TD and 14 passes defended

- **9/8 vs. MIA:** Intercepted Dolphins QB **Ryan Tannehill** and returned it 29 yards
- **10/13 vs. DET:** Intercepted Lions QB **Matthew Stafford** in end zone, returning it 35 yards ... Added eight tackles
- **10/20 at G.B.:** Amassed a career-high 11 tackles and added one pass defended
- **12/15 vs. CHI:** Registered first multiple-interception game (two) and first interception-return TD ... In second quarter, grabbed his second interception of the game, returning it 44 yards

2012 (w/ CLE - 10/3, 0/0)

Appeared in 10 contests, with three starts ... Registered 29 tackles, one interception and one pass defended ... Also accounted for four stops on special teams

- **12/9 vs. K.C.:** Recorded his first career interception

COLLEGE (at Wyoming, 2008-11)

- Four-year starter at the University of Wyoming and started all 50 career games
- Notched nine career interceptions, which ranked tied for fourth in school history
- As a senior, recorded 95 tackles and three interceptions
- Played 38 games at Wyoming in the same defensive backfield as his brother, Marcell, one of the primary reasons he chose to attend the school
- Graduated with a degree in communications after finishing his course work during the offseason in 2015

PERSONAL

- First name is pronounced tuh-SHAWN
- Has a son, Tashaun Jr., and daughter, Nala
- His father and all three brothers played Division I football, including his brother, Marcell, who was originally signed by the Minnesota Vikings as an undrafted free agent in 2011 ... His father played football at Arizona State
- One of six children
- Attended Kimball High School in Dallas, Texas
- Received all-state honorable mention laurels ... Named the 4A District 14 Dallas City League MVP and earned first-team all-district honors both as a cornerback and as a returner during his senior season
- Also lettered in basketball and track
- Aspires to start an Alzheimer's awareness charity, as the disease has affected his family .. Works to help youth and provide them gifts during the holiday season
- Twitter handle is @Gipson_duos24



REGULAR SEASON CAREER STATISTICS

YEAR	TEAM	GP/GS	TKL	SOLO	ASST	INT	SACKS	FF	FR	PD
2012	CLE	10/3	29	23	6	1	0.0	0	0	1
2013	CLE	16/15	105	82	23	5	0.0	0	0	14
2014	CLE	11/11	52	28	24	6	0.0	1	0	8
2015	CLE	13/13	60	42	18	2	0.0	0	0	2
2016	JAX	11/11	23	22	1	1	0.0	0	0	1
NFL totals: 4 yrs.		61/53	269	197	72	15	0.0	1	0	26



CAREER HIGHS

	GAME	SEASON
Tackles:	11 (10/20/13 at G.B.)	95 (2013)
Interceptions:	2 (twice, last: 10/19/14 at JAX)	6 (2014)
Forced fumbles:	1 (11/6/14 at CIN)	1 (2014)
Passes defended:	4 (9/29/13 vs. CIN)	11 (2013)



2016 GAME-BY-GAME STATISTICS

DATE	OPP.	TKL	SOLO	ASST	INT	SACKS	FF	FR	PD	
09/11	vs. Green Bay	3	3	0	0	0.0	0	0	0	
09/18	at San Diego	3	3	0	0	0.0	0	0	0	
09/25	vs. Baltimore	3	3	0	1	0.0	0	0	1	
10/02	vs. Indianapolis	1	1	0	0	0.0	0	0	0	
BYE WEEK										
10/16	at Chicago	3	3	0	0	0.0	0	0	0	
10/23	vs. Oakland	2	2	0	0	0.0	0	0	0	
10/27	at Tennessee	3	2	1	0	0.0	0	0	0	
11/06	at Kansas City	0	0	0	0	0.0	0	0	0	
11/13	vs. Houston	2	2	0	0	0.0	0	0	0	
11/20	at Detroit	1	1	0	0	0.0	0	0	0	
11/27	at Buffalo	2	2	0	0	0.0	0	0	0	
12/04	vs. Denver									
12/11	vs. Minnesota									
12/18	at Houston									
12/24	vs. Tennessee									
01/01	at Indianapolis									
2016 totals:		23	22	1	1	0.0	0	0	1	

PLAYER BIOS



2015 GAME-BY-GAME STATISTICS

DATE	OPP.	TKL	SOLO	ASST	INT	SACKS	FF	FR	PD
09/13	at N.Y. Jets	5	2	3	1	0.0	0	0	1
09/20	vs. Tennessee	8	5	3	0	0.0	0	0	0
09/27	vs. Oakland	6	3	3	0	0.0	0	0	0
10/04	at San Diego	4	3	1	0	0.0	0	0	0
10/11	at Baltimore					ina			
10/18	vs. Denver					ina			
10/25	at St. Louis					ina			
11/01	vs. Arizona	1	1	0	1	0.0	0	0	1
11/05	at Cincinnati	4	3	1	0	0.0	0	0	0
11/15	at Pittsburgh	4	3	1	0	0.0	0	0	0
	BYE WEEK								
11/30	vs. Baltimore	6	6	0	0	0.0	0	0	0
12/06	vs. Cincinnati	6	4	2	0	0.0	0	0	0
12/13	vs. San Francisco	1	1	0	0	0.0	0	0	0
12/20	at Seattle	9	5	4	0	0.0	0	0	0
12/27	at Kansas City	3	3	0	0	0.0	0	0	0
01/03	vs. Pittsburgh	3	3	0	0	0.0	0	0	0
2015 totals:		60	42	18	2	0.0	0	2	2



2012 GAME-BY-GAME STATISTICS

DATE	OPP.	TKL	SOLO	ASST	INT	SACKS	FF	FR	PD
09/09	vs. Philadelphia	0	0	0	0	0.0	0	0	0
09/16	at Cincinnati	0	0	0	0	0.0	0	0	0
09/23	vs. Buffalo	4	3	1	0	0.0	0	0	0
09/27	at Baltimore	2	1	1	0	0.0	0	0	0
10/07	at N.Y. Giants					ina			
10/14	vs. Cincinnati					ina			
10/21	at Indianapolis					ina			
10/28	vs. San Diego					ina			
11/04	vs. Baltimore					ina			
	BYE WEEK								
11/18	at Dallas	2	1	1	0	0.0	0	0	0
11/25	vs. Pittsburgh	2	2	0	0	0.0	0	0	0
12/02	at Oakland	8	7	1	0	0.0	0	0	0
12/09	vs. Kansas City	2	1	1	1	0.0	0	0	1
12/16	vs. Washington	3	3	0	0	0.0	0	0	0
12/23	at Denver					ina			
12/30	at Pittsburgh	6	5	1	0	0.0	0	0	0
2012 totals:		29	23	6	1	0.0	0	0	1



2014 GAME-BY-GAME STATISTICS

DATE	OPP.	TKL	SOLO	ASST	INT	SACKS	FF	FR	PD
09/07	at Pittsburgh	2	2	0	0	0.0	0	0	0
09/14	vs. New Orleans	8	3	5	1	0.0	0	0	1
09/21	vs. Baltimore	5	3	2	1	0.0	0	0	1
	BYE WEEK								
10/05	at Tennessee	4	3	1	0	0.0	0	0	1
10/12	vs. Pittsburgh	9	4	5	0	0.0	0	0	0
10/19	at Jacksonville	4	3	1	2	0.0	0	0	2
10/26	vs. Oakland	2	2	0	1	0.0	0	0	1
11/02	vs. Tampa Bay	5	3	2	1	0.0	0	0	1
11/06	at Cincinnati	3	1	2	0	0.0	0	0	1
11/16	vs. Houston	7	2	5	0	0.0	0	0	0
11/23	at Atlanta	3	2	1	0	0.0	0	0	0
11/30	at Buffalo					ina			
12/07	vs. Indianapolis					ina			
12/14	vs. Cincinnati					ina			
12/21	at Carolina					IR			
12/28	at Baltimore					IR			
2014 totals:		52	28	25	6	0.0	1	0	8



2013 GAME-BY-GAME STATISTICS

DATE	OPP.	TKL	SOLO	ASST	INT	SACKS	FF	FR	PD
09/08	vs. Miami	5	3	2	1	0.0	0	0	1
09/15	at Baltimore	8	6	2	0	0.0	0	0	0
09/22	at Minnesota	6	4	2	0	0.0	0	0	2
09/29	vs. Cincinnati	7	5	2	0	0.0	0	0	4
10/03	vs. Buffalo	6	6	0	0	0.0	0	0	1
10/13	vs. Detroit	8	7	1	1	0.0	0	0	1
10/20	at Green Bay	11	8	3	0	0.0	0	0	1
10/27	at Kansas City	10	9	1	0	0.0	0	0	0
11/03	vs. Baltimore	1	1	0	0	0.0	0	0	1
11/17	at Cincinnati	5	5	0	0	0.0	0	0	0
11/24	vs. Pittsburgh	4	3	1	0	0.0	0	0	0
12/01	vs. Jacksonville	6	4	2	0	0.0	0	0	0
12/08	at New England	7	4	3	0	0.0	0	0	0
12/15	vs. Chicago	8	8	0	2	0.0	0	0	2
12/22	at N.Y. Jets	7	6	1	0	0.0	0	0	0
12/29	at Pittsburgh	6	3	3	1	0.0	0	0	1
2013 totals:		105	82	23	5	0.0	0	0	14

PLAYER BIOS

30

COREY GRANT



RUNNING BACK

5-11 205 LBS.

AUBURN

BORN DECEMBER 19, 1991

OPELIKA, ALABAMA

ACQ: FREE AGENT 2015

EXP: 2ND YEAR

TRANSACTIONS

Originally signed by Jacksonville as an undrafted rookie free agent on 5/8/15 ... Placed on injured reserve on 10/20/15

PRO (Games played/started - 12/0)

- Second-year RB and kick returner

2016 (w/ JAX - 6/0)

- **9/11 vs. G.B.:** Posted two kick returns for 51 yards (25.5 avg.), including a long of 32
- **9/18 at S.D.:** Posted his first career touchdown, a 15-yard reception in the fourth quarter ... Returned three kicks for 67 yards (22.3 avg.)
- **9/25 vs. BAL:** Returned three kicks for 58 yards (19.3 avg.)
- **10/2 vs. IND:** Posted four kick returns for 80 yards (20.0 avg.), including a long of 28
- **10/16 at CHI:** Inactive (toe)
- **10/23 vs. OAK:** Inactive (toe)
- **10/27 at TEN:** Inactive (toe)
- **11/6 at K.C.:** Inactive
- **11/13 vs. HOU:** Inactive
- **11/20 at DET:** Saw action on special teams
- **11/27 at BUF:** Saw action on special teams, returning one kick for 12 yards

2015 (w/ JAX - 6/0)

- Undrafted RB who had six carries for two yards and two receptions for 13 yards during his rookie campaign ... Returned eight kicks for 220 yards (27.5 avg.) ... Season cut short due to a hip injury that placed him on IR
- **9/13 vs. CAR:** Recorded one kickoff return for 40 yards in NFL debut ... Also had one reception for five yards
 - **9/20 vs. MIA:** Had two kickoff returns for 46 yards (23.0 avg.)
 - **9/27 at N.E.:** Rushed twice for six yards (3.0 avg.) and returned two kicks for 41 yards (20.5 avg.), with a long of 24
 - **10/11 at T.B.:** Returned three kicks for 93 yards (31.0 avg.), and long of 42

COLLEGE (at Alabama, 2010; at Auburn, 2011-14)

- Finished his career with 1,040 rushing yards, becoming the 41st 1,000-yard career rusher in school history
- Scored 11 career TDs
- Ranks seventh in school history with a 24.48-yard kick return avg.
- After transferring to Auburn, sat out the 2011 season to satisfy NCAA rules
- Redshirted as a freshman at Alabama before deciding to transfer to Auburn
- Majored in physical activity and health education with a minor in sports coaching

PERSONAL

- Attended Opelika High School in Opelika, Ala. where he played for Head Coach Brian Blackmon
- Rated a four-star prospect by Rivals.com and Scout.com
- Also starred on the school's track team and was a two-time Alabama 6A State 100-meter champion and winner of the 2009 200-meter championship
- Son of Deborah and Ike Grant
- Twitter handle is @CoreyGranttt

REGULAR SEASON CAREER STATISTICS

YEAR	TEAM	GP/GS	RUSHING					RECEIVING				
			NO	YDS	AVG	LG	TD	NO	YDS	AVG	LG	TD
2015	JAX	6/0	6	2	0.3	11	0	2	13	6.5	8	0
2016	JAX	6/0	0	0	0.0	0	0	1	15	15.0	15t	1
Career totals: 2 yrs.		12/0	6	2	0.3	11	0	3	28	9.3	15t	1

YEAR	TEAM	NO.	YDS	AVG.	LG	TD
2015	JAX	8	220	27.5	42	0
2016	JAX	13	269	20.7	32	0
Career totals: 2 yrs.		21	489	23.3	42	0

CAREER HIGHS

	GAME	SEASON
Rushes:	2 (two times, last: 10/11/15 at T.B.)	6 (2015)
Rushing yards:	6 (9/27/15 at N.E.)	2 (2015)
Longest rush:	11 (10/11/15 at T.B.)	11 (2015)
Receptions:	1 (three times, last: 9/18/16 at S.D.)	2 (2015)
Receiving yards:	15 (9/18/16 at S.D.)	15 (2016)
Receiving TDs:	1 (9/18/16 at S.D.)	1 (2016)
Longest reception:	15 (9/18/16 at S.D.)	15 (2016)
Kickoff returns:	3 (10/11/15 at T.B.)	8 (2015)
Kickoff return yds.:	93 (10/11/15 at T.B.)	220 (2015)
Longest kick return:	42 (10/11/15 at T.B.)	42 (2015)

2016 GAME-BY-GAME STATISTICS

DATE	GAME	RUSHING					RECEIVING				
		NO	YDS	AVG	LG	TD	NO	YDS	AVG	LG	TD
09/11	vs. Green Bay	0	0	0.0	0	0	0	0	0.0	0	0
09/18	at San Diego	0	0	0.0	0	0	1	15	15.0	15t	1
09/25	vs. Baltimore	0	0	0.0	0	0	0	0	0.0	0	0
10/02	vs. Indianapolis	0	0	0.0	0	0	0	0	0.0	0	0
	BYE WEEK										
10/16	at Chicago						ina				
10/23	vs. Oakland						ina				
10/27	at Tennessee						ina				
11/06	at Kansas City						ina				
11/13	vs. Houston						ina				
11/20	at Detroit	0	0	0.0	0	0	0	0	0.0	0	0
11/27	at Buffalo	0	0	0.0	0	0	0	0	0.0	0	0
12/04	vs. Denver										
12/11	vs. Minnesota										
12/18	at Houston										
12/24	vs. Tennessee										
01/01	at Indianapolis										
2016 totals:		0	0	0.0	0	0	1	15	15.0	15t	1

DATE	GAME	NO.	YDS	AVG.	LG	TD
09/11	vs. Green Bay	2	51	25.5	32	0
09/18	at San Diego	3	67	22.3	24	0
09/25	vs. Baltimore	3	58	19.3	25	0
10/02	vs. Indianapolis	4	80	20.0	28	0
	BYE WEEK					
10/16	at Chicago				ina	
10/23	vs. Oakland				ina	
10/27	at Tennessee				ina	
11/06	at Kansas City				ina	
11/13	vs. Houston				ina	
11/20	at Detroit	0	0	0.0	0	0
11/27	at Buffalo	1	13	13.0	13	0
12/04	vs. Denver					
12/11	vs. Minnesota					
12/18	at Houston					
12/24	vs. Tennessee					
01/01	at Indianapolis					
2016 totals:		13	269	20.7	32	0

PLAYER BIOS



2015 GAME-BY-GAME STATISTICS

DATE	GAME	RUSHING					RECEIVING				
		NO	YDS	AVG	LG	TD	NO	YDS	AVG	LG	TD
09/13	vs. Carolina	0	0	0.0	0	0	1	5	5.0	5	0
09/20	vs. Miami	1	1	1.0	1	0	0	0	0.0	0	0
09/27	at New England	2	6	3.0	4	0	1	8	8.0	8	0
10/04	at Indianapolis	0	0	0.0	0	0	0	0	0.0	0	0
10/11	at Tampa Bay	2	-6	-3.0	11	0	0	0	0.0	0	0
10/18	vs. Houston	1	1	1.0	1	0	0	0	0.0	0	0
10/25	vs. Buffalo					IR					
	BYE WEEK										
11/08	at N.Y. Jets					IR					
11/15	at Baltimore					IR					
11/19	vs. Tennessee					IR					
11/29	vs. San Diego					IR					
12/06	at Tennessee					IR					
12/13	vs. Indianapolis					IR					
12/20	vs. Atlanta					IR					
12/27	at New Orleans					IR					
01/03	at Houston					IR					
2015 totals:		6	2	0.3	11	0	2	13	6.5	8	0

DATE	GAME	NO.	KICK RETURNS			
			YDS	AVG.	LG	TD
09/13	vs. Carolina	1	40	40.0	40	0
09/20	vs. Miami	2	46	23.0	24	0
09/27	at New England	2	41	20.5	24	0
10/04	at Indianapolis	0	0	0.0	0	0
10/11	at Tampa Bay	3	93	31.0	42	0
10/18	vs. Houston	0	0	0.0	0	0
10/25	vs. Buffalo					IR
	BYE WEEK					
11/08	at N.Y. Jets					IR
11/15	at Baltimore					IR
11/19	vs. Tennessee					IR
11/29	vs. San Diego					IR
12/06	at Tennessee					IR
12/13	vs. Indianapolis					IR
12/20	vs. Atlanta					IR
12/27	at New Orleans					IR
01/03	at Houston					IR
2015 totals:		8	220	27.5	42	0

PLAYER BIOS

13 RASHAD GREENE SR.

WIDE RECEIVER
5-11 185 LBS.
FLORIDA STATE
BORN SEPTEMBER 23, 1992
ALBANY, GEORGIA
ACQ: 5TH ROUND OF 2015 DRAFT (139TH)
EXP: 2ND YEAR



TRANSACTIONS

Originally drafted by Jacksonville in the fifth round (139th overall) of the 2015 draft ... Placed on reserve/injured-designated to return ... Activated to 53-man roster on 11/18/15

PRO (Games played/started - 17/0)

• Second-year WR has also seen action as the team's punt returner

2016 (w/ JAX - 8/0)

- **9/11 vs. G.B.:** Had one catch for nine yards and one punt return for 14 yards
- **9/18 at S.D.:** Recorded one reception for seven yards and two punt returns for nine yards
- **9/25 vs. BAL:** Returned five punts for 51 yards (10.2 avg.), with a season-long 42-yard return
- **10/2 vs. IND:** Had one reception for eight yards and two punt returns for 12 yards
- **10/16 at CHI:** Inactive (achilles)
- **10/23 vs. OAK:** Had two receptions for eight yards and five punt returns for 20 yards
- **10/27 at TEN:** Inactive
- **11/6 at K.C.:** Inactive
- **11/13 vs. HOU:** Returned two punts for 11 yards
- **11/20 at DET:** Returned two punts for three yards
- **11/27 at BUF:** Returned two punts for 10 yards

2015 (w/ JAX - 9/0)

Appeared in nine games during rookie season and recorded 19 receptions for 93 yards (4.9 avg.) and two TDs ... Registered 18 punt returns for 301 yards (16.7 avg.) and one TD ... His 16.7 average set a single season punt return average record (min. 15 attempts)

- **9/13 vs. CAR:** Made his NFL debut and had a team-high seven receptions for 28 yards (4.0 avg.) and recorded first NFL TD on a six-yard reception in the second quarter
- **11/19 vs. TEN:** Returned from IR-designated return list and had one reception for two yards (2.0 rec. avg.) ... Returned two punts for 76 yards (38.0 avg.), including a 63-yard return (sixth-longest in franchise history) in the fourth quarter to set up the team's game-winning touchdown
- **12/6 at TEN:** Had two receptions for 15 yards (7.5 rec. avg.) and his second career TD ... Posted one punt return for 14 yards
- **12/13 vs. IND:** Recorded one reception for 18 yards ... Returned two punts, including a 73-yard runback for a touchdown in the third quarter, the fourth-longest punt return in franchise history and the first punt returned for a TD since 2010 (**Mike Thomas**, 12/18/10 at Indianapolis)

COLLEGE (at Florida State, 2011-14)

- Four-year letterman who made 43 career starts
- Two-time first-team All-ACC Selection as a junior and senior
- Holds school record for career receptions (270), career receiving yards (3,830) and consecutive games with a reception (43)
- His 3,830 career receiving yards are the most in ACC history
- Recorded 29 career receiving TDs

PERSONAL

- Attended national powerhouse St. Thomas Aquinas (Fort Lauderdale, Fla.) High School where he played for head coach George Smith
- Ranked as a four-star WR and the No. 10 WR by Scout.com, No. 20 by 247Sports and No. 29 by Rivals.com
- Totaled 43 receptions for 943 yards (21.9 yards per catch) with 13 TDs as a senior
- Caught six passes for 148 yards and two TDs in the 2010 Class 5A State title game -- including a title-clinching 74-yard pass in the fourth quarter as St. Thomas Aquinas defeated Tampa Plant 29-7 and finished with a No. 3 national ranking
- Also starred as a standout on the team's track & field team
- Twitter handle is @RG80_

REGULAR SEASON CAREER STATISTICS

RECEIVING

YEAR	TEAM	GP/GS	RECs	YDS	AVG.	LG	TD
2015	JAX	9/0	19	93	4.9	18	2
2016	JAX	8/0	5	32	6.4	9	0
NFL totals: 2 yrs.		17/0	24	125	5.2	18	2

PUNT RETURNS

YEAR	TEAM	GP/GS	NO	FC	YDS	AVG.	LG	TD
2015	JAX	9/0	18	8	301	16.7	73t	1
2016	JAX	8/0	21	3	131	6.3	42	0
NFL totals: 2 yrs.		17/0	39	13	431	11.0	73t	1

CAREER HIGHS

	GAME	SEASON
Receptions:	7 (9/13/15 vs. CAR)	19 (2015)
Receiving yards:	28 (9/13/15 vs. CAR)	93 (2015)
Receiving touchdowns:	1 (two times, last: 12/6/15 at TEN)	2 (2015)
Longest reception:	18 (12/13/15 vs. IND)	18 (2015)
Punt returns:	5 (9/25/16 vs. BAL)	18 (2015)
Punt return yards:	76 (11/19/15 vs. TEN)	301 (2015)
Punt return touchdowns:	1 (12/13/15 vs. IND)	1 (2015)
Longest punt return:	73t (12/13/15 vs. IND)	73t (2015)

2016 GAME-BY-GAME STATISTICS

RECEIVING

DATE	OPP	RECs	YDS	AVG.	LG	TD
09/11	vs. Green Bay	1	9	9.0	9	0
09/18	at San Diego	1	7	7.0	7	0
09/25	vs. Baltimore	0	0	0.0	0	0
10/02	vs. Indianapolis	1	8	8.0	8	0
BYE WEEK						
10/16	at Chicago			ina		
10/23	vs. Oakland	2	8	4.0	5	0
10/27	at Tennessee			ina		
11/06	at Kansas City			ina		
11/13	vs. Houston	0	0	0.0	0	0
11/20	at Detroit	0	0	0.0	0	0
11/27	at Buffalo	0	0	0.0	0	0
12/04	vs. Denver					
12/11	vs. Minnesota					
12/18	at Houston					
12/24	vs. Tennessee					
01/01	at Indianapolis					
2016 totals:		5	32	6.4	9	0

PUNT RETURN

DATE	OPP	NO.	YDS	AVG.	LG	TD
09/11	vs. Green Bay	1	14	14.0	14	0
09/18	at San Diego	2	9	4.5	8	0
09/25	vs. Baltimore	5	51	10.2	42	0
10/02	vs. Indianapolis	2	12	6.0	12	0
BYE WEEK						
10/16	at Chicago			ina		
10/23	vs. Oakland	5	20	4.0	8	0
10/27	at Tennessee			ina		
11/06	at Kansas City			ina		
11/13	vs. Houston	2	11	5.5	12	0
11/20	at Detroit	2	3	1.5	3	0
11/27	at Buffalo	2	10	5.0	10	0
12/04	vs. Denver					
12/11	vs. Minnesota					
12/18	at Houston					
12/24	vs. Tennessee					
01/01	at Indianapolis					
2016 totals:		21	131	6.3	42	0

PLAYER BIOS



2015 GAME-BY-GAME STATISTICS

RECEIVING

DATE	OPP	RECs	YDS	AVG.	LG	TD
09/13	vs. Carolina	7	28	4.0	6	1
09/20	vs. Miami	2	7	3.5	7	0
09/27	at New England			--		
10/04	at Indianapolis			--		
10/11	at Tampa Bay			--		
10/18	vs. Houston			--		
10/25	vs. Buffalo			--		
	BYE WEEK					
11/08	at N.Y. Jets			--		
11/15	at Baltimore			--		
11/19	vs. Tennessee	1	2	2.0	2	0
11/29	vs. San Diego	3	17	5.7	8	0
12/06	at Tennessee	2	15	7.5	13	1
12/13	vs. Indianapolis	1	18	18.0	18	0
12/20	vs. Atlanta	1	-1	-1.0	-1	0
12/27	at New Orleans	1	2	2.0	2	0
01/03	at Houston	1	5	5.0	5	0
2015 totals:		19	93	4.9	18	2

PUNT RETURN

DATE	OPP	NO.	YDS	AVG.	LG	TD
09/13	vs. Carolina	1	9	9.0	9	0
09/20	vs. Miami	2	30	15.0	24	0
09/27	at New England			--		
10/04	at Indianapolis			--		
10/11	at Tampa Bay			--		
10/18	vs. Houston			--		
10/25	vs. Buffalo			--		
	BYE WEEK					
11/08	at N.Y. Jets			--		
11/15	at Baltimore			--		
11/19	vs. Tennessee	2	76	38.0	63	0
11/29	vs. San Diego	3	28	9.3	15	0
12/06	at Tennessee	1	14	14.0	14	0
12/13	vs. Indianapolis	2	73	36.5	73t	1
12/20	vs. Atlanta	2	17	8.5	17	0
12/27	at New Orleans	1	4	4.0	4	0
01/03	at Houston	4	50	12.5	20	0
2015 totals:		18	301	16.7	73t	1

PLAYER BIOS

7

CHAD HENNE

QUARTERBACK

6-3 220 LBS.


MICHIGAN

BORN JULY 2, 1985

WYOMISSING, PENNSYLVANIA

ACQ: UNRESTRICTED FREE AGENT (MIAMI) 2012

EXP: 9TH YEAR



TRANSACTIONS

Originally drafted by Miami in the second round (57th overall) of the 2008 draft ... Signed by Jacksonville as an unrestricted free agent on 3/15/12

PRO (Games played/started - 65/53)

- Ninth-year QB has played in 65 games with 53 starts
- Career totals include 1,159 of 1,954 passing for 12,931 yards with 58 TDs/63 INTs and a 75.5 rating
- Joined the Jaguars in 2012 as an unrestricted free agent and has played in 28 games with 22 starts
- Spent first four seasons in Miami after being selected in the second round of 2008 draft

2016 (w/ JAX - 1/0)

- **9/11 vs. G.B.:** Dressed but did not play
- **9/18 at S.D.:** Dressed but did not play
- **9/25 vs. BAL:** Dressed but did not play
- **10/2 vs. IND:** Dressed but did not play
- **10/16 at CHI:** Dressed but did not play
- **10/23 vs. OAK:** Dressed but did not play
- **10/27 at TEN:** Dressed but did not play
- **11/6 at K.C.:** Dressed but did not play
- **11/13 vs. HOU:** Dressed but did not play
- **11/20 at DET:** Took a knee on the final snap of the first half
- **11/27 at BUF:** Dressed but did not play

2015 (w/ JAX - 0/0)

Dressed in all 16 games but did not play

2014 (w/ JAX - 3/3)

Started the first three games and was 42 of 78 passing for 492 yards with three TDs and one INT for an 80.7 rating ... Added four rushes for 25 yards ... Dressed but did not play in final 13 games

- **9/7 at PHI:** Opened the season as starting QB and completed 24 of 43 passes for 266 yards with two TDs for an 89.9 passer rating ... Hooked up rookie WR **Allen Hurns** for TDs of 34 and 21 yards in the first quarter
- **9/14 at WAS:** Started at QB and was 14 of 28 passing for 193 yards with one TD and one INT for a 69.5 rating ... Had two completions of 50-plus yards, a 63-yard TD pass to TE **Marcedes Lewis** and a 54-yard completion to WR **Allen Robinson**
- **9/21 vs. IND:** Started at QB and was 4 of 7 passing for 33 yards before he was replaced in the second half by QB **Blake Bortles**

2013 (w/ JAX - 15/15)

Started 13 of 15 games played, tied for the second-most starts of his career ... Was 305 of 503 passing for 3,241 yards with 13 TDs and 14 INTs for a 76.5 passer rating ... Established career-highs for attempts and completions and had second-most yards ... Started the last 11 games

- **9/8 vs. KC:** Inserted into the game during middle of club's final drive as QB **Blaine Gabbert** suffered a hand injury. Completed 3 of 6 passes for 36 yards with a 24-yard completion to WR **Cecil Shorts III**
- **9/15 at OAK:** Started at QB for injured QB **Blaine Gabbert** and threw for 241 yards on 25 of 38 passing with one TD for a 92.1 passer rating
- **9/22 at SEA:** Started at QB and completed 18 of 38 passes for 235 yards with two TDs for a 45.4 rating
- **10/6 at STL:** Entered the game with 5:14 remaining in the third quarter after QB **Blaine Gabbert** suffered a hamstring injury ... Finished 7 of 13 passing for 89 yards with one TD for a 101.1 passer rating
- **10/13 at DEN:** Started at QB and was 27 of 42 passing for 303 yards with two INTs for a 65.9 rating
- **10/20 vs. SD:** Registered his second straight 300-yard passing game, completing 23 of 36 passes for 318 yards with one INT for an 80.6 rating
- **10/27 vs. SF:** Started at QB and threw for 228 yards and one TD for an 84.3 passer rating
- **11/10 at TEN:** Started at QB and was 14 of 23 passing for 180 yards with two INTs for a 49.2 rating ... Won second start as a Jaguar
- **11/17 vs. ARI:** Led club to TDs on back-to-back drives to open the game ... Hooked up with TE **Danny Noble** for a 62-yard TD on the opening drive. Finished 27 of 42 passing for 255 yards with one TD/two INTs and a 69.0 rating
- **11/24 at HOU:** Was 23 of 32 passing for 239 yards with a season-high 93.1 rating
- **12/1 at CLE:** Completed 22 of 40 passes for 195 yards with 2 TDs/1 INT for a 74.5 rating ... Directed his fourth career game-winning drive, hooking up with WR **Cecil**

Shorts III for a 20-yard TD with 40 seconds remaining in the game

- **12/5 vs. HOU:** Threw for 117 yards and two TDs, his 11th career multi-TD game
- **12/15 vs. BUF:** Threw for 237 yards and two TDs on 21 of 36 passing
- **12/22 vs. TEN:** Registered his fourth straight game with two TD passes, hooking up with TE **Marcedes Lewis** and WR **Mike Brown** for scores
- **12/29 at IND:** Started in season-finale and registered a season-high 331 yards on 30 of 51 passing with one TD and one INT

2012 (w/ JAX - 10/6)

Appeared in 10 games with six starts ... Completed 166 of 308 passes for 2,084 yards with 11 TDs and 11 INTs for a 72.2 rating ... Became 15th different starting QB in franchise history

- **9/16 vs. HOU:** Made Jaguars debut in fourth quarter when QB **Blaine Gabbert** departed with an injury and went 2-for-2 passing with 23 yards
- **10/21 at OAK:** Entered game in second quarter when QB **Blaine Gabbert** suffered a left shoulder injury and completed nine of 20 passes for 71 yards
- **11/8 vs. IND:** Was inserted into the game in the fourth quarter and completed 10 of 16 passes for 121 yards with a TD and INT
- **11/18 at HOU:** Entered game in first quarter on club's second offensive possession after QB **Blaine Gabbert** left with a right forearm/elbow injury ... Completed 16 of 33 passes for 354 yards and a career-best four TDs ... Made first QB since Hall of Famer **Steve Young** in 1987 to come off bench and throw for four TDs and no INTs
- **11/25 vs. TEN:** Made first start of the season and threw for 261 yards on 17 of 26 passing with two TDs and one INT
- **12/23 vs. NE:** Threw for 348 yards on 29 of 51 passing with one TD and three INT.
- **12/30 at TEN:** Made sixth consecutive start and completed 25 of 41 passes for 298 yards with two TD and three INT

2011 (w/ MIA - 4/4)

Started the first four games before suffering a season-ending left shoulder injury ... Was placed on injured reserve on Oct. 6 ... Completed 64 of 112 passes (57.1 pct.) for 868 yards with four TDs and four INTs for a 79.0 rating ... Added 15 rushes for 112 yards and one TD

- **9/12 vs. NE:** Opened the season as starter and was 30 of 49 for a career-high 416 yards with two TDs and one INT for a 93.6 rating ... Marked highest single-game passing yardage total by any Dolphin QB other than **Dan Marino**
- **9/25 at CLE:** Was 19 of 29 passing for 255 yards with one TD and one INT
- **10/2 at SD:** Left the game with a left shoulder injury in the first quarter

2010 (w/ MIA - 15/14)

Started 14 of 15 games and was 6-8 as starter... Was 301 of 490 passing (61.4 pct.) for 3,301 yards with 15 TDs and 19 INTs for a 75.4 rating

- **9/26 vs. NYJ:** Threw for two TDs and one INT on 26 of 44 passing for a then career-high 363 yards
- **10/4 vs. NE:** Was 28 of 38 passing for 305 yards with two TDs and three INTs.
- **10/17 at GB:** Threw for two TDs including a 22-yard pass to TE **Anthony Fasano** that broke a 13-13 tie to give the Dolphins a lead in the fourth quarter leading to overtime win
- **11/14 vs. TEN:** Saw action in relief of **Chad Pennington** in the first quarter ... Suffered an injury to his right knee in the third quarter and did not return
- **11/28 at OAK:** Returned to lineup and threw for 307 yards on 17 of 30 passing with two TDs and one INT. Connected with **Marlon Moore** on a 57-yard TD pass
- **12/19 vs. BUF:** Completed 73.3 percent of passes (33 of 45) for 276 yards with one TD and one INT
- **12/26 vs. DET:** Passed **David Woodley** to move into fourth place among the Dolphins career passing yardage leaders ... Completed 29 of 44 passes for 278 yards with one TD and two INTs

2009 (w/ MIA - 14/13)

Played in 14 games with 13 starts and posted 7-6 record as starter... Completed 274 of 451 passes (60.7 pct.) for 2,878 yards with 12 TDs and 14 INTs for a passer rating of 75.2

- **9/27 at SD:** Saw first action of season in relief of QB **Chad Pennington** and totaled 10 of 19 passing for 92 yards with one INT
- **10/14 vs. BUF:** Made first career start and completed 14 of 22 passes for 115 yards and one TD for a 92.0 rating, hooking up with WR **Brian Hartline** in third quarter for first career TD pass
- **10/12 vs. NYJ:** Led Dolphins to a 31-27 comeback win on Monday Night Football with first career fourth-quarter comeback ... Connected on 20 of 26 passes for 241 yards and two TDs for a career-high 130.4 passer rating ... Led club to 21 points in fourth quarter and finished the quarter 9 of 12 passing for 121 yards with two TDs
- **11/15 vs. TB:** Posted second fourth quarter comeback win as he was 17 of 31 for 175 yards with one TD, leading team to a game-winning FG
- **11/19 vs. NE:** Finished 29 of 52 passing for 335 yards with two TDs and one INT in a comeback win
- **12/13 at JAX:** Completed 21 of 29 passes for 220 yards with one INT and scored first career rushing TD ... Set franchise record for consecutive completions in a single game with 17 straight
- **12/27 vs. HOU:** Set season and career marks with 35 completions and 55 attempts for 322 yards with one TD for second consecutive 300-yard passing game
- **1/3 vs. PIT:** Closed out season with 140 yards on 16 of 20 passing for a career-best 80.0 completion percentage with one TD and one INT

PLAYER BIOS

2008 (w/ MIA - 3/0)

Appeared in three games as a rookie

- **9/14 at ARI:** Made NFL debut in the fourth quarter and was 7 of 12 passing for 67 yards, all on an 18-play drive covering 89 yards

COLLEGE (at Michigan, 2004-07)

- Four-year starter who compiled a 33-14 record as starter
- Career totals: 828 of 1,387 (59.7 pct.) for 9,715 yards with 87 TDs, 37 INTs
- Tossed at least one TD pass in 42 of his 47 career games and threw for at least 200 yards in 26 starts
- Finished with school records for career completions, attempts, passing yards and TD passes
- Ranked second to Purdue's **Drew Brees** in Big Ten Conference history for career TD passes
- Became first true freshman QB in Big Ten history to lead his team to a conference title
- Earned degree in general studies

PERSONAL

- Married (Brittany)
- Attended Wilson High School in West Lawn, Pa.
- Set Pennsylvania District III all-time passing and TD records with 7,071 yards and 74 TDs
- Also competed in track and field and was a two-year starter on basketball team
- Father, Sheldon, worked two full-time jobs as both a welder and a high school and junior high school football coach
- Full name: Chad Steven Henne



2015 GAME-BY-GAME STATISTICS

DATE	OPP	P/S	COMP	ATT	PCT	YDS	AVG	TD	INT	SK	RTG
09/13	vs. CAR					DNP					
09/20	vs. MIA					DNP					
09/27	at N.E.					DNP					
10/04	at IND					DNP					
10/11	at T.B.					DNP					
10/18	vs. HOU					DNP					
10/25	vs. BUF					DNP					
BYE WEEK											
11/08	at NYJ					DNP					
11/15	at BAL					DNP					
11/19	vs. TEN					DNP					
11/29	vs. S.D.					DNP					
12/06	at TEN					DNP					
12/13	vs. IND					DNP					
12/20	vs. ATL					DNP					
12/27	at N.O.					DNP					
01/03	at HOU					DNP					
2015 totals:		0/0	0	0	0.0	0	0.0	0	0	0	0



2014 GAME-BY-GAME STATISTICS

DATE	OPP	P/S	COMP	ATT	PCT	YDS	AVG	TD	INT	SK	RTG
09/07	at PHI	1/1	24	43	55.8	266	6.2	2	0	3	89.9
09/14	at WAS	1/1	14	28	50.0	193	6.9	1	1	10	69.5
09/21	vs. IND	1/1	4	7	57.1	33	4.7	0	0	3	69.3
09/28	at S.D.	0/0				DNP					
10/05	vs. PIT	0/0				DNP					
10/12	at TEN	0/0				DNP					
10/19	vs. CLE	0/0				DNP					
10/26	vs. MIA	0/0				DNP					
11/02	at CIN	0/0				DNP					
11/09	vs. DAL	0/0				DNP					
BYE WEEK											
11/23	at IND	0/0				DNP					
11/30	vs. NYG	0/0				DNP					
12/07	vs. HOU	0/0				DNP					
12/14	at BAL	0/0				DNP					
12/18	vs. TEN	0/0				DNP					
12/28	at HOU	0/0				DNP					
2014 totals:		3/3	42	78	53.8	492	6.3	3	1	16	80.7



2013 GAME-BY-GAME STATISTICS

DATE	OPP	P/S	COMP	ATT	PCT	YDS	AVG	TD	INT	SK	RTG
09/08	vs. K.C.	1/0	3	6	50.0	36	6.0	0	0	0	68.8
09/15	at OAK	1/1	25	38	65.8	241	6.3	1	0	5	92.1
09/22	at SEA	1/1	18	38	47.4	235	6.2	0	2	3	45.4
09/29	vs. IND	0/0	0	0	0.0	0	0.0	0	0	0	0.0
10/06	at STL	1/0	7	13	53.8	89	6.8	1	0	0	101.1
10/13	at DEN	1/1	27	42	64.3	303	7.2	0	2	2	65.9
10/20	vs. S.D.	1/1	23	36	63.9	318	8.8	0	1	6	80.6
10/27	vs. S.F.	1/1	29	45	64.4	228	5.1	1	0	0	84.3
BYE WEEK											
11/10	at TEN	1/1	14	23	60.9	180	7.8	0	2	3	49.2
11/17	vs. ARI	1/1	27	42	64.3	255	6.1	1	2	2	69.0
11/24	at HOU	1/1	23	32	71.9	239	7.5	0	0	4	93.1
12/01	at CLE	1/1	22	40	55.0	195	4.9	2	1	2	74.5
12/05	vs. HOU	1/1	12	27	44.4	117	4.3	2	0	1	81.9
12/15	vs. BUF	1/1	21	36	58.3	237	6.6	2	2	5	73.5
12/22	vs. TEN	1/1	24	34	70.6	237	7.0	2	1	2	97.3
12/29	at IND	1/1	30	51	58.8	331	6.5	1	1	3	76.5
2013 totals:		15/13	305	503	60.6	3,241	6.4	13	14	38	76.5



REGULAR SEASON CAREER STATISTICS

PASSING

YEAR	TEAM	P/S	COMP	ATT	PCT	YDS	AVG	TD	INT	SK	RTG
2008	MIA	3/0	7	12	58.3	67	5.6	0	0	0	74.0
2009	MIA	14/13	274	451	60.8	2,878	6.4	12	14	26	75.2
2010	MIA	15/14	301	490	61.4	3,301	6.7	15	19	30	75.4
2011	MIA	4/4	64	112	57.1	868	7.8	4	4	11	79.0
2012	JAX	10/6	166	308	53.9	2,084	6.8	11	11	28	72.2
2013	JAX	15/13	305	503	60.6	3,241	6.4	13	14	38	76.5
2014	JAX	3/3	42	78	53.8	492	6.3	3	1	16	80.7
2015	JAX	0/0	0	0	0.0	0	0.0	0	0	0	0.0
2016	JAX	1/0	0	0	0.0	0	0.0	0	0	0	0.0
NFL totals:	9 yrs.	65/53	1,159	1,954	59.3	12,931	6.6	58	63	149	75.5



CAREER HIGHS

	GAME	SEASON
Passing completions:	35 (12/27/09 vs. HOU)	305 (2013)
Passing attempts:	55 (12/27/09 vs. HOU)	503 (2013)
Passing percentage:	80.0 (01/03/10 vs. PIT)	61.4 (2010)
Passing yards:	416 (9/12/11 vs. N.E.)	3,301 (2010)
Passing touchdowns:	4 (11/18/12 at HOU)	15 (2010)
Passer rating:	130.4 (10/12/09 vs. NYJ)	80.7 (2014)
Rushing attempts:	7 (9/12/11 vs. N.E.)	27 (2013)
Rushing yards:	59 (9/12/11 vs. N.E.)	112 (2012)
Rushing touchdowns:	1 (three times, last: 12/2/12 vs. BUF)	1 (2012)



2016 GAME-BY-GAME STATISTICS

DATE	OPP	P/S	COMP	ATT	PCT	YDS	AVG	TD	INT	SK	RTG
09/11	vs. G.B.					DNP					
09/18	at S.D.					DNP					
09/25	vs. BAL					DNP					
10/02	vs. IND					DNP					
BYE WEEK											
10/16	at CHI					DNP					
10/23	vs. OAK					DNP					
10/27	at TEN					DNP					
11/06	at K.C.					DNP					
11/13	vs. HOU					DNP					
11/20	at DET	1/0	0	0	0.0	0	0.0	0	0	0	0
11/27	at BUF					DNP					
12/04	vs. DEN										
12/11	vs. MIN										
12/18	at HOU										
12/24	vs. TEN										
01/01	at IND										
2016 totals:		1/0	0	0	0.0	0	0.0	0	0	0	0

PLAYER BIOS



2012 GAME-BY-GAME STATISTICS

DATE	OPP	P/S	COMP	ATT	PCT	YDS	AVG	TD	INT	SK	RTG
09/09	at MIN					ina					
09/16	vs. HOU	1/0	2	2	100.0	23	11.5	0	0	0	114.6
09/23	at IND					ina					
09/30	vs. CIN					ina					
10/07	vs. CHI					ina					
	BYE WEEK										
10/21	at OAK	1/0	9	20	45.0	71	3.6	0	0	3	54.4
10/28	at G.B.					ina					
11/04	vs. DET					ina					
11/08	vs. IND	1/0	10	16	62.5	121	7.6	1	1	1	80.5
11/18	at HOU	1/0	16	33	48.5	354	10.7	4	0	1	126.8
11/25	vs. TEN	1/1	17	26	65.4	261	10.0	2	1	7	108.0
12/02	at BUF	1/1	19	42	45.2	202	4.8	1	1	3	41.3
12/09	vs. NYJ	1/1	21	43	48.8	185	4.3	0	2	3	41.3
12/16	at MIA	1/1	18	34	52.9	221	6.5	0	0	2	73.3
12/23	vs. N.E.	1/1	29	51	56.9	348	6.8	1	3	1	59.9
12/30	at TEN	1/1	25	41	61.0	298	7.3	2	3	7	69.0
2012 totals:		10/6	166	308	53.9	2,084	6.8	11	11	28	72.2



2011 GAME-BY-GAME STATISTICS

DATE	OPP	P/S	COMP	ATT	PCT	YDS	AVG	TD	INT	SK	RTG
09/12	vs. N.E.	1/1	30	49	61.2	416	8.5	2	1	4	93.6
09/18	vs. HOU	1/1	12	30	40.0	170	5.7	1	1	2	56.2
09/25	at CLE	1/1	19	29	65.5	255	8.8	1	1	5	90.4
10/02	at S.D.	1/1	3	4	75.0	27	6.8	0	1	0	53.1
	BYE WEEK										
10/17	at NYJ					IR					
10/23	vs. DEN					IR					
10/30	at NYG					IR					
11/06	at K.C.					IR					
11/13	vs. WAS					IR					
11/20	vs. BUF					IR					
11/24	at DAL					IR					
12/04	vs. OAK					IR					
12/11	vs. PHI					IR					
12/18	at BUF					IR					
12/24	at N.E.					IR					
01/01	vs. NYJ					IR					
2011 totals:		4/4	64	112	57.1	868	7.8	4	4	11	79.0



2010 GAME-BY-GAME STATISTICS

DATE	OPP	P/S	COMP	ATT	PCT	YDS	AVG	TD	INT	SK	RTG
09/12	at BUF	1/1	21	34	61.8	182	5.4	0	0	3	75.9
09/19	at MIN	1/1	9	15	60.0	114	7.6	1	0	2	106.0
09/26	vs. NYJ	1/1	26	44	59.1	363	8.3	2	1	2	91.4
10/04	vs. N.E.	1/1	28	38	73.7	305	8.0	2	3	2	81.6
	BYE WEEK										
10/17	at G.B.	1/1	23	39	59.0	231	5.9	2	1	0	82.3
10/24	vs. PIT	1/1	23	36	63.9	257	7.1	1	1	1	82.8
10/31	at CIN	1/1	24	37	64.9	217	5.9	0	1	0	69.3
11/07	at BAL	1/1	22	34	64.7	231	6.8	0	3	2	47.5
11/14	vs. TEN	1/0	19	28	67.9	240	8.6	1	1	1	91.4
11/18	vs. CHI	0/0				ina					
11/28	at OAK	1/1	17	30	56.7	307	10.2	2	1	3	100.3
12/05	vs. CLE	1/1	16	32	50.0	174	5.4	1	3	1	37.8
12/12	at NYJ	1/1	5	18	27.8	55	3.1	1	0	5	58.3
12/19	vs. BUF	1/1	33	45	73.3	276	6.1	1	1	3	86.9
12/26	vs. DET	1/1	29	44	65.9	278	6.3	1	2	2	72.0
01/02	at N.E.	1/1	6	16	37.5	71	4.4	0	1	3	25.6
2010 totals:		15/14	64	112	57.1	868	7.8	4	4	11	79.0



2009 GAME-BY-GAME STATISTICS

DATE	OPP	P/S	COMP	ATT	PCT	YDS	AVG	TD	INT	SK	RTG
09/13	at ATL					ina					
09/21	vs. IND					ina					
09/27	at S.D.	1/0	10	19	52.6	92	4.8	0	1	1	44.2
10/04	vs. BUF	1/1	14	22	63.6	115	5.2	1	0	6	92.0
10/12	vs. NYJ	1/1	12	21	57.1	241	9.3	2	0	0	130.4
	BYE WEEK										
10/25	vs. N.O.	1/1	18	36	50.0	211	5.9	0	2	2	45.0
11/01	at NYJ	1/1	12	21	57.1	112	5.3	1	0	5	87.8
11/08	at N.E.	1/1	19	34	55.9	219	6.4	0	0	2	75.5
11/15	vs. T.B.	1/1	17	31	54.8	175	5.6	1	1	0	68.6
11/19	at CAR	1/1	17	29	58.6	172	5.9	1	0	0	87.1
11/29	at BUF	1/1	17	31	54.8	175	5.6	1	3	1	42.5
12/06	vs. N.E.	1/1	29	52	55.8	335	6.4	2	1	1	80.2
12/13	at JAX	1/1	21	29	72.4	220	7.6	0	1	2	79.7
12/20	at TEN	1/1	29	46	63.0	349	7.6	1	3	1	66.3
12/27	vs. HOU	1/1	35	55	63.6	322	5.9	1	1	3	78.0
01/03	vs. PIT	1/1	16	20	80.0	140	7.0	1	1	2	91.7
2009 totals:		14/13	274	451	60.8	2,878	6.4	12	14	26	75.2

PLAYER BIOS

79

JORDAN HILL

DEFENSIVE TACKLE

6-1 291 LBS.

PENN STATE

BORN FEBRUARY 8, 1991

STEELTON, PENNSYLVANIA

ACQ: FREE AGENT 2016

EXP: 4TH YEAR



REGULAR SEASON CAREER STATISTICS

YEAR	TEAM	GP/GS	TKL	SOLO	ASST	SACKS	FF	FR	INT	PD
2013	SEA	4/0	7	4	3	1.5	0	0	0	0
2014	SEA	13/0	19	15	4	5.5	0	3	0	4
2015	SEA	10/1	24	12	12	0.0	0	1	0	1
2016	JAX	1/0	0	0	0	0	0.0	0	0	0
NFL totals: 4 yrs.		28/1	50	31	19	7.0	4.5	4	0	5

TRANSACTIONS

Originally drafted by Seattle in the third round (87th overall) by Seattle in the 2013 NFL Draft ... Waived/injured by Seattle on 9/3/16 ... Signed by Washington on 11/8/16 ... Waived by Washington on 11/19/16 ... Claimed off waivers by Jacksonville on 11/21/16

PRO (Games played/started - 28/1)

- Fourth-year DL has appeared in 28 games with one start
- Career totals include 50 tackles (31 solo) and 7.0 sacks

2016 (w/ WAS - ina; JAX - 1/0)

Was inactive for WAS on 11/13 vs. MIN

- **11/27 at BUF:** Saw action at DT

2015 (w/SEA - 10/1)

Appeared in 10 games with one start and totaled 24 tackles

2014 (w/SEA - 13/0)

Totaled 19 tackles (15 solo), 5.5 sacks and one interception

2013 (w/SEA - 4/0)

Registered 7 tackles and 1.5 sacks

COLLEGE (at Penn State - 2009-13)

- All-Big Ten Selection in 2013
- Appeared in 45 games with 27 starts
- Finished career with 171 tackles and 9.5 sacks


PERSONAL

- Attended Steelton-Highspire High School (Steelton, Pa.)
- Helped team to 2007 and 2008 Pennsylvania Class A state championships and an undefeated senior campaign
- Son of Sue and Larry Hill
- Has two younger sisters: Janelle and Joslyn

PLAYER BIOS

31

DAVON HOUSE



CORNERBACK

6-0 196 LBS.

NEW MEXICO STATE

BORN JULY 10, 1989

PALMDALE, CALIFORNIA

ACQ: UNRESTRICTED FREE AGENT (GREEN BAY) 2015

EXP: 6TH YEAR

TRANSACTIONS

Originally drafted by Green Bay in the fourth round (131st overall) of the 2011 draft ... Signed by Jacksonville as an unrestricted free agent on 3/11/15

PRO (Games played/started - 68/33, 3/0)

- Sixth-year CB joined Jacksonville prior to the 2015 season
- Spent first four NFL seasons with Green Bay after being selected in the fourth round of the 2011 draft
- Has played in three postseason games

2016 (w/ JAX - 11/4)

- **9/11 vs. G.B.:** Started at LCB in the team's season opener and recorded two solo tackles
- **9/18 at S.D.:** Started at LCB and made five tackles (three solo)
- **9/25 vs. BAL:** Started at LCB and made five solo tackles
- **10/2 vs. IND:** Started at LCB and played 30 snaps at the position
- **10/16 at CHI:** Saw three snaps at CB and contributed on special teams
- **10/23 vs. OAK:** Saw snaps at CB and on special teams, making two solo tackles
- **10/27 at TEN:** Played three snaps at CB and saw action on special teams
- **11/6 at K.C.:** Saw action on special teams
- **11/13 vs. HOU:** Saw action on special teams
- **11/20 at DET:** Saw action at CB and on special teams
- **11/27 at BUF:** Saw action on special teams

2015 (w/ JAX - 16/15)

Played in all 16 games with 15 starts ... Set the Jaguars single-season record with 23 passes defended, which were third-most in the NFL

- **9/27 at N.E.:** Started at LCB, making four solo tackles and one pass defended
- **10/4 at IND:** Made three tackles (three solo) and recorded two passes defended
- **10/11 at T.B.:** Made three tackles and recorded three passes defended
- **10/18 vs. HOU:** Started at LCB, making five tackles (five solo) and three passes defended ... Fourth NFL player in the last 15 seasons and first Jaguars player to register three or more passes defended in back-to-back games
- **11/15 at BAL:** Started at CB, making eight tackles (three solo), recording two INTs and four passes defended, all career highs... He became first Jaguars player since **Dareh Cox** (10/31/10) to regular INTs in a single game
- **11/19 vs. TEN:** Registered three tackles (three solo), one pass defended, and a forced fumble and recovery in the fourth quarter
- **12/6 at TEN:** Started at LCB and made five tackles (four solo) ... Recorded his third interception of the season, becoming the first Jaguars player with three-plus INTs in a single-season since **Derek Cox** (four) and **Paul Posluszny** (three) in 2014
- **1/3 at HOU:** Started at LCB and made seven tackles (six solo) ... Added two passes defended and one INT

2014 (w/ G.B. - 13/4, 2/0)

Played in 13 games with four starts ... Missed the final three games with a shoulder injury ... Recorded 24 tackles (17 solo), one INT, one forced fumble and 11 passes defended ... Added four special teams tackles ... Part of secondary that helped Green Bay rank seventh in NFL in opponent passer rating (82.0) ... Played in both postseason games and totaled three special teams tackles

- **9/14 vs. NYJ:** Played 30 snaps on defense and registered three tackles (two solo) and two passes defended
- **9/21 at DET:** Intercepted QB **Matthew Stafford** in the second quarter
- **9/28 at CHI:** Had three solo tackles and a season-high two special teams tackles... Started at nickel CB and posted first career forced fumble when he punched the ball loose from WR **Alshon Jeffery** on an end-around in the third quarter
- **10/26 at N.O.:** Started at RCB for the second week and totaled five tackles and a team-high two passes defended

2013 (w/ G.B. - 16/5, 1/0)

Played in 16 games for the first time in his career, making five starts ... Totaled 32 tackles (26 solo), one sack, one INT and 13 passes defended ... Led team with 12 special teams tackles

- **9/15 vs. WAS:** Earned a special teams game ball, totaling two tackles ... Also saw action for 26 plays on defense and took down QB **Robert Griffin III** for a six-yard loss, his second career sack
- **10/20 vs. CLE:** Saw action for 56 plays and finished with four tackles (three solo), three passes defended and his first career INT ... Picked off QB **Brandon Weeden** on a fourth-down play in the first quarter

- **1/5 vs. S.F.:** Saw action for 61 plays in NFC Wild Card game and tallied four solo tackles and three passes defended

2012 (w/ G.B. - 9/5)

Saw action in nine games with five starts ... Injured his shoulder in the first preseason game and missed the first six weeks of the regular season ... Season totals include 18 tackles (17 solo), 13 passes defended and one sack

- **10/21 at STL:** Made season debut and served as the team's dime CB and led club with three passes defended
- **10/28 vs. JAX:** Started first career game and finished with two solo tackles and two passes defended ... Blocked a second quarter P **Bryan Anger** punt that was recovered by the Packers in the end zone for a TD ... Marked first Packers' first blocked punt since Sept. 29, 2003
- **11/18 at DET:** Did not miss a snap (72 plays) and totaled two tackles, his first career sack and two passes defended ... Dropped QB **Matthew Stafford** for a three-yard loss in the fourth quarter

2011 (w/ G.B. - 2/0)

Played in two games as a rookie, mainly on special teams where he had one tackle ... Was listed as gameday inactive 12 times, and dressed but did not play for two others

- **10/23 at MIN:** Made NFL debut

COLLEGE (at New Mexico State, 2007-10)

- Four-year starter who played under Jaguars Defensive Backs Coach **DeWayne Walker** from 2009-10
- Played in 50 games with 43 starts and earned first-team All-Western Athletic Conference honors in each of his final two seasons
- Finished career ranked first in school history with 319 INT return yards and tied for sixth with 11 INTs
- Returned three INTs for TDs during his career, highlighted by a 100-yard return for a score vs. Idaho as a true freshman in 2007
- Earned a degree in family consumer science

PERSONAL

- Attended Palmdale (Calif.) High School and earned All-Golden League honors and All-CIF recognition as a senior
- Participated in the Next Level All-Star Game and was named the game's Most Valuable Player
- Didn't play football until his junior season of high school
- Also was an All-Golden League selection in baseball and track and field
- Older brother, Tyreace, was a sixth-round draft choice of the Oakland Athletics in 2008
- Sister, Vanessa, played softball at San Jose State
- Married (Leatrice)
- Full name is Davon Thomas House
- Twitter handle is @DavonHouse



REGULAR SEASON CAREER STATISTICS

YEAR	TEAM	GP/GS	TKL	SOLO	ASST	SACKS	FF	FR	PD	INT
2011	G.B.	2/0	0	0	0	0.0	0	0	0	0
2012	G.B.	9/5	18	17	1	1.0	0	0	13	0
2013	G.B.	16/5	32	26	6	1.0	0	0	13	1
2014	G.B.	13/4	24	17	7	0.0	1	0	11	1
2015	JAX	16/15	60	49	11	0.0	1	1	23	4
2016	JAX	11/4	14	12	2	0.0	0	0	0	0
NFL totals:		6 yrs. 68/33	148	121	27	2.0	2	1	60	6



POSTSEASON CAREER STATISTICS

YEAR	TEAM	GP/GS	TKL	SOLO	ASST	SACKS	FF	FR	PD	INT
2013	G.B.	1/0	4	4	0	0.0	0	0	2	0
2014	G.B.	2/0	0	0	0	0.0	0	0	0	0
NFL totals:		5 yrs. 3/0	4	4	0	0.0	0	0	2	0



CAREER HIGHS

	GAME	SEASON
Tackles:	8 (11/15/15 at BAL)	60 (2015)
Sacks:	1.0 (two times, last: 9/15/13 vs. WAS)	1.0 (2012 & 2013)
Forced fumbles:	1 (two times, last: 11/29/15 vs. S.D.)	1 (2014 & 2015)
Fumble recoveries:	1 (11/29/15 vs. S.D.)	1 (2015)
Passes defended:	4 (11/19/15 vs. TEN)	23 (2015)
Interceptions:	2 (11/19/15 vs. TEN)	4 (2015)

PLAYER BIOS

88

ALLEN HURNS

WIDE RECEIVER

6-3 205 LBS.

MIAMI (FLA.)

BORN NOVEMBER 12, 1991

MIAMI, FLORIDA

ACQ: ROOKIE FREE AGENT 2014

EXP: 3RD YEAR



TRANSACTIONS

Originally signed with Jacksonville as an undrafted rookie on 5/12/14

PRO (Games played/started - 42/34)

- Has a franchise-best 14.6 yards per reception avg.
- Caught a pass in 38 consecutive games from 9/7/14 - 10/27/16, the longest streak by a Jaguars player since TE **Mercedes Lewis** (32 games) from 9/12/10 - 9/9/12 and the longest streak for a Jaguars WR since WR **Jimmy Smith** (76 games) from 9/9/01 - 1/1/06
- Holds the Jaguars record of seven consecutive games with a receiving touchdown (9/27/15-11/15/15)

2016 (w/ JAX - 11/11)

- **9/11 vs. G.B.:** Had four receptions for a team-leading 75 yards (18.8 rec. avg.), including a game-long 38-yard catch in the third quarter
- **9/18 at S.D.:** Posted five receptions for 64 yards (12.8 rec. avg.)
- **9/25 vs. BAL:** Recorded four receptions for 40 yards
- **10/2 vs. IND:** Posted two receptions for 47 yards, including a 42-yard TD in the fourth quarter
- **10/16 at CHI:** Caught five passes for 74 yards (14.8 rec. avg.)
- **10/23 vs. OAK:** Caught four passes for 45 yards (11.3 avg.)
- **10/27 at TEN:** Led the team with seven receptions for 98 yards (14.0 rec. avg.) and one TD
- **11/6 at K.C.:** Started at WR before exiting the game with a concussion
- **11/13 vs. HOU:** Started at WR and had two receptions for 13 yards
- **11/20 at DET:** Started at WR and posted one reception for nine yards
- **11/27 at BUF:** Tallied a 12-yard touchdown reception for his 150th career catch

2015 (w/ JAX - 15/15)

Finished his second NFL season setting career highs in receptions (64), receiving yards (1,030) and receiving TDs (10) ... Youngest undrafted player since the 1970 NFL merger to record 1,000-plus receiving yards and 10-plus receiving TDs in a single season ... Since 2005, one of only five undrafted NFL players to have recorded 1,000-plus receiving yards and 10-plus receiving TDs in a single season ... Became the fourth Jaguars player to post 1,000 receiving yards in a single season (**Jimmy Smith**, nine times; **Kennan Cardell**, four times; **Allen Robinson**, one time) ... Joins WR **Allen Robinson** (1,400) as the first Jaguars duo to each record 1,000-plus receiving yards in the same season since WR **Keenan Cardell** (1,110) and WR **Jimmy Smith** (1,373) in 2001 ... The first undrafted player age 24 or younger to post 1,000 receiving yards in a single season since DEN's **Steve Watson** (1,244) in 1981

- **9/27 at N.E.:** Had two receptions for 70 yards (35.0 avg.), including a 59-yard TD
- **10/4 at IND:** Recorded a career-high 11 receptions for his third career 100-yard game (116 yds.) and one TD
- **10/11 at T.B.:** Caught five passes for 116 yards (23.2 avg.) and one TD ... Became the third player in franchise history to register back-to-back games with at least 100 receiving yards and a TD ... Joins **Jimmy Smith** as the only players in franchise history to register back-to-back games with at least 100 receiving yards and a TD in two consecutive road games
- **10/25 vs. BUF:** Had two catches for 53 yards (26.5 rec. avg.), including the game-winning 31-yard TD reception with 2:16 remaining
- **11/8 at NYJ:** Had five receptions for 122 yards (24.4 rec. avg.) and one TD ... Along with teammate **Allen Robinson** (121 yards), marked the first time in Jaguars history that two players posted 120-plus receiving yards in a single game
- **11/15 at BAL:** Had five receptions for a team-high 62 yards (12.4 rec. avg.) and one TD
- **12/13 vs. IND:** Had three receptions for a team-high 105 yards and a career-long 80-yard TD reception in the third quarter, the third-longest reception in franchise history
- **12/27 at N.O.:** Surpassed 1,000 yards for the first time in his NFL career after registering eight receptions for 107 yards and a career-high-tying two TDs

2014 (w/ JAX - 16/8)

Started eight of 16 games as a rookie and produced a team-high six TDs, the most in franchise history by a rookie ... Registered 51 receptions for 677 yards, the second-most catches and yards by a Jaguars rookie ... Ranked fourth in NFL history among undrafted rookies in receptions, fifth in receiving yards and fourth in receiving TDs ... Ranked second on the club with 51 catches for 677 yards and a team-high six TDs which set a Jaguars rookie record ... Joined **Allen Robinson** (48-548) to become the first rookie duo in NFL history to register 48 or more receptions in a season

- **9/7 at PHI:** Started at WR in NFL debut and registered four catches for 110 yards and two TDs ... Became first player in NFL history to record two receiving

TDs in the first quarter in his NFL debut, hooking up with **Chad Henne** from 34 and 21 yards ... Joined former Detroit WR **Charles Rogers** (Sept. 17, 2003 vs. Arizona) as only players in NFL history to score a TD on each of their first two receptions ... His 110 receiving yards were the most in franchise history by a WR in his first NFL game and fourth-most by a rookie in a game ... His 27.5-yard average per catch ranks fifth-highest in team history ... Finished the first quarter with three catches for 101 yards ... First undrafted rookie in team history to start in season-opener

- **9/28 at SD:** Finished with five catches for 68 yards (13.6 avg.), including a 44-yard reception in the second quarter that set up a Jaguars TD ... Marked his fourth reception of 30-plus yards
- **11/2 at CIN:** Recorded a career-high seven catches for 112 yards and matched his career-high with two TDs ... Had TD receptions of 40 and 18 yards ... Tied for the most receiving TDs by a Jaguars rookie with five through nine games
- **12/7 vs. HOU:** Totaled 36 yards on five receptions including a four-yard TD pass from QB **Blake Bortles** in the first quarter ... Has the most touchdown receptions in team history by a rookie wide receiver

COLLEGE (at Miami, 2010-13)

- Concluded career ranked seventh in school history with 121 receptions and 1,891 yards
- Played in all 13 games as a senior, making 11 starts
- Named the 2013 Jack Harding Team Most Valuable Player, given annually to the school's top performer
- Set single-season school record for receiving yards (1,162), breaking mark previously held by WR **Leonard Hankerson**
- Set career-high in receptions (nine) and yards (173) in a 41-31 victory at Pittsburgh
- Became fourth Hurricane with 1,000-yard receiving season, joining **Eddie Brown** (1984), **Andre Johnson** (2002) and **Leonard Hankerson** (2010)

PERSONAL

- Attended Carol City (Miami, Fla.) High School where was ranked as a three-star recruit by Rivals.com
- As a senior, caught six passes for 110 yards before getting injured for the year
- Full name is Allen Bernard Hurns



REGULAR SEASON CAREER STATISTICS

YEAR	TEAM	GP/GS	RECS	YDS	AVG.	LG	TD
2014	JAX	16/8	51	677	13.3	63t	6
2015	JAX	15/15	64	1,031	16.1	80t	10
2016	JAX	11/11	35	477	13.6	42t	3
NFL totals: 2 yrs.		42/34	150	2,185	14.6	80t	19



CAREER HIGHS

	GAME	SEASON
Receptions:	11 (10/4/15 at IND)	64 (2015)
Receiving yards:	122 (11/8/15 at NYJ)	1,031 (2015)
Longest reception:	80t (12/13/15 vs. IND)	80t (2015)
Receiving touchdowns:	2 (three times, last: 12/27/15 at N.O.)	10 (2015)



2016 GAME-BY-GAME STATISTICS

DATE	OPP	RECS	YDS	AVG.	LG	TD
09/11	vs. Green Bay	4	75	18.8	38	0
09/18	at San Diego	5	64	12.8	24	0
09/25	vs. Baltimore	4	40	10.0	17	0
10/02	vs. Indianapolis	2	47	23.5	42t	1
BYE WEEK						
10/16	at Chicago	5	74	14.8	29	0
10/23	vs. Oakland	4	45	11.3	22	0
10/27	at Tennessee	7	98	14.0	31	1
11/06	at Kansas City	0	0	0.0	0	0
11/13	vs. Houston	2	13	6.5	11	0
11/20	at Detroit	1	9	9.0	9	0
11/27	at Buffalo	1	12	12.0	12t	1
12/04	vs. Denver					
12/11	vs. Minnesota					
12/18	at Houston					
12/24	vs. Tennessee					
01/01	at Indianapolis					
2016 totals:		35	477	13.6	42t	3

PLAYER BIOS



2015 GAME-BY-GAME STATISTICS

DATE	GAME	RECs	YDS	AVG.	LG	TD
09/13	vs. Carolina	5	60	12.0	24	0
09/20	vs. Miami	4	68	17.0	24	0
09/27	at New England	2	70	35.0	59t	1
10/04	at Indianapolis	11	116	10.5	26	1
10/11	at Tampa Bay	5	116	23.2	59	1
10/18	vs. Houston	2	30	15.0	19	1
10/25	vs. Buffalo	2	53	26.5	31t	1
	BYE WEEK					
11/08	at N.Y. Jets	5	122	24.4	30t	1
11/15	at Baltimore	5	62	12.4	21	1
11/19	vs. Tennessee	3	19	6.3	7	0
11/29	vs. San Diego	4	42	10.5	29	0
12/06	at Tennessee			ina		
12/13	vs. Indianapolis	3	105	35.0	80t	1
12/20	vs. Atlanta	2	44	22.0	22	0
12/27	at New Orleans	8	107	13.4	24	2
01/03	at Houston	3	17	5.7	6	0
2015 totals:		64	1,031	16.1	80t	10



2014 GAME-BY-GAME STATISTICS

DATE	GAME	RECs	YDS	AVG.	LG	TD
09/07	at Philadelphia	4	110	27.5	46	2
09/14	at Washington	2	13	6.5	10	0
09/21	vs. Indianapolis	1	63	63.0	63t	1
09/28	at San Diego	5	68	13.6	44	0
10/05	vs. Pittsburgh	4	26	6.5	9	0
10/12	at Tennessee	2	18	9.0	10	0
10/19	vs. Cleveland	1	7	7.0	7	0
10/26	vs. Miami	3	49	16.3	20	0
11/02	at Cincinnati	7	112	16.0	40t	2
11/09	vs. Dallas	1	9	9.0	9	0
	BYE WEEK					
11/23	at Indianapolis	1	13	13.0	13	0
11/30	vs. N.Y. Giants	4	42	10.5	14	0
12/07	vs. Houston	5	36	7.2	16	1
12/14	at Baltimore	6	70	11.7	27	0
12/18	vs. Tennessee	3	26	8.7	15	0
12/28	at Houston	2	15	7.5	10	0
2014 totals:		51	677	13.3	63t	6

PLAYER BIOS

33

CHRIS IVORY



RUNNING BACK
6-0 222 LBS.
TIFFIN UNIVERSITY
BORN MARCH 22, 1988
LONGVIEW, TEXAS
ACQ: UFA (N.Y. JETS) 2016
EXP: 7TH YEAR

TRANSACTIONS

Originally signed by New Orleans as an undrafted rookie free agent on 5/3/10 ... Acquired by the N.Y. Jets in exchange for a fourth-round 2013 draft choice on 4/26/13 ... Signed by Jacksonville as an undrafted free agent on 3/10/15

PRO (Games played/started - 79/38, 2/0)

• Seventh-year RB has spent time with New Orleans, N.Y. Jets and Jacksonville

2016 (w/ JAX - 9/1)

- **9/11 vs. G.B.:** Inactive
- **9/18 at S.D.:** Inactive
- **9/25 vs. BAL:** Made his Jaguars debut, rushing 12 times for 14 yards
- **10/2 vs. IND:** Rushed eight times for 29 yards (3.6 avg.)
- **10/16 at CHI:** Rushed 11 times for 32 yards (2.9 avg.) and his first TD as a Jaguar
- **10/23 vs. OAK:** Rushed five times for 48 yards (9.6 avg.) including a team- and season-long rush of 42 yards and caught two passes for three yards
- **10/27 at TEN:** Rushed four times for six yards and had one reception for six yards
- **11/6 at K.C.:** Rushed 18 times for 107 yards (5.9 rush avg.), including a 42-yard run in the first quarter
- **11/13 vs. HOU:** Rushed nine times for 31 yards (3.4 rush avg.) and had two receptions for 10 yards
- **11/20 at DET:** Rushed 17 times for 39 yards (2.3 rush avg.) and tallied a career-high six receptions for 75 yards (12.5 rec. avg.)
- **11/27 at BUF:** Earned his first start as a Jaguar and rushed nine times for 44 yards and one TD before exiting the game with a hamstring injury

2015 (w/ NYJ - 15/14)

Started 14 of 15 games played and set career highs in carries (247), rushing yards (1,070), rushing touchdowns (seven), 100-yard rushing performances in a season (three), receptions (39) and receiving yards (217)

- **9/13 vs. CLE:** Recorded 20 carries for 91 yards (4.6 rush avg.) and two touchdowns, his fourth career multi-touchdown performance
- **10/4 at MIA:** Rushed for a career-high 166 yards and one TD for the seventh 100-yard game of his career
- **10/18 vs. WAS:** Established a career high in scrimmage yards (196) after registering 146 yards on 20 carries and 50 yards on three receptions ... Recorded back-to-back 100-yard rushing performances for the first time in his career
- **10/25 at N.E.:** Recorded the second receiving touchdown of his career, a nine-yard pass from QB Ryan Fitzpatrick in the third quarter
- **11/8 vs. JAX:** Registered the fifth multi-touchdown game for his career, rushing for a pair of one-yard touchdowns

2014 (w/ NYJ - 16/10)

Registered a team-high 821 rushing yards on 198 carries (4.1 rush avg) and six touchdowns ... Added 18 receptions for 123 yards (6.8 rec. avg.)

- **9/7 vs. OAK:** Gained 102 yards on 10 carries (10.2 rush avg.), including a career-long 71-yard touchdown in the fourth quarter
- **12/1 vs. MIA:** Ran for 62 yards on 16 carries (3.9 rush avg.) and helped team run for 277 yards, the eighth-highest output in Jets history
- **12/28 at MIA:** Registered the first receiving touchdown of his career on an eight-yard pass

2013 (w/ NYJ - 15/6)

Rushed for 833 yards on 182 rushes (4.6 rush avg.) and three touchdowns, and caught two passes for 10 yards (5.0 rec. avg.)

- **10/20 vs. N.E.:** Voted FedEx Ground NFL Player of the Week after rushing 34 times for 104 yards
- **11/3 vs. N.O.:** Finished with 139 rushing yards on 18 carries (7.7 rush avg.)
- **12/22 vs. CLE:** Finished with 20 carries for 109 yards (5.5 rush avg.)

2012 (w/ N.O. - 6/2)

Played in six games with two starts, rushing for 217 yards on 40 attempts (5.4 rush avg.) and two touchdowns ... Added two receptions for 15 yards (7.5 rec. avg.)

- **11/5 vs. PHI:** Gained 48 rushing yards on 10 carries (4.8 rush avg.) and added a 22-yard touchdown run
- **11/11 vs. ATL:** Carried seven times for 72 yards (10.3 rush avg.) and scored on a 56-yard run

2011 (w/ N.O. - 6/2, 2/0)

Spent the first seven weeks of the season on the Physically Unable to Perform list recovering from foot and sports hernia surgeries ... Played in six games and had 79

rushes for 374 yards (4.7 rush avg.) and one touchdown ... Played in both postseason games and rushed 22 times for 70 yards (3.2 rush avg.)

- **1/1 vs. CAR:** Ran 19 times for 127 yards and one touchdown

2010 (w/ N.O. - 12/3)

Appeared in 12 games with three starts and led the team in rushing, carrying 137 times for 716 yards (5.2 rush avg.) with five touchdowns ... Ranked fourth in the NFL in yards per carry and second among rookies in rushing yardage ... Named an All-Rookie by The Sporting News and Pro Football Weekly/Pro Football Writers of America

- **10/17 at T.B.:** Rushed 15 times for 158 yards (10.5 rush avg.)
- **11/25 at DAL:** Registered two touchdowns as he rushed seven times for 38 yards
- **12/5 at CIN:** Carried 15 times for 117 yards (7.8 rush avg.) with two touchdowns

COLLEGE (at Washington State, 2006-08; at Tiffin University, 2009-10)

- As a senior, carried 39 times for 223 yards in five games before suffering season-ending knee injury
- Appeared in 22 games over three season at Washington State, rushing for 534 yards on 91 attempts (5.9 rush avg.) and four touchdowns

Personal

- Earned three letters in football for head coach John King and two in track and field at Longview (Texas) H.S.
- Led football team to district title all three seasons
- Named best fullback by 5ATexasFootball.com and was a unanimous first-team All-District 12 5A selection
- Parents are Kenny and Judy Gilliland
- Twitter handle is @ivory33

REGULAR SEASON CAREER STATISTICS													
YEAR	TEAM	GP/GS	RUSHING					RECEIVING					
			NO	YDS	AVG	LG	TD	NO	YDS	AVG	LG	TD	
2010	N.O.	12/3	137	716	5.2	55t	5	1	17	17.0	17	0	
2011	N.O.	6/2	79	374	4.7	35t	1	0	0	0.0	0	0	
2012	N.O.	6/2	40	217	5.4	56t	2	2	15	7.5	13	0	
2013	NYJ	15/6	182	833	4.6	69	3	2	10	5.0	12	0	
2014	NYJ	16/10	198	821	4.1	71t	6	18	123	6.8	23	1	
2015	NYJ	15/14	247	1070	4.3	58	7	30	217	7.2	36	1	
2016	JAX	9/1	93	350	3.8	42	1	16	117	7.3	22	0	
NFL totals: 7 yrs. 79/38			976	4,381	4.5	71t	25	69	499	7.2	36	2	

POSTSEASON CAREER STATISTICS													
YEAR	TEAM	GP/GS	RUSHING					RECEIVING					
			NO	YDS	AVG	LG	TD	NO	YDS	AVG	LG	TD	
2011	N.O.	2/0	22	70	3.2	19	0	0	0	0.0	0	0	
NFL totals: 7 yrs. 2/0			22	70	3.2	19	0	0	0	0.0	0	0	

CAREER HIGHS		
	GAME	SEASON
Rushing attempts:	34 (10/20/13 vs. New England)	247 (2015)
Rushing yards:	166 (10/4/15 at Miami)	1,070 (2015)
Longest rush:	71 (9/7/14 vs. Oakland)	71 (2014)
Rushing touchdowns:	2 (three times, last: 10/26/14 vs. Buffalo)	7 (2015)
Receptions:	6 (11/20/16 at Detroit)	30 (2015)
Receiving yards:	75 (11/20/16 at Detroit)	217 (2015)
Receiving touchdowns:	1 (two times, last: 10/25/15 at New England)	14 (2015)

2016 GAME-BY-GAME STATISTICS													
DATE	GAME	NO	RUSHING					NO	YDS	RECEIVING			
			YDS	AVG	LG	TD	AVG			LG	TD		
09/11	vs. Green Bay												
09/18	at San Diego												
09/25	vs. Baltimore	12	14	1.2	4	0	1	9	9.0	9	0		
10/02	vs. Indianapolis	8	29	3.6	13	0	0	0	0.0	0	0		
BYE WEEK													
10/16	at Chicago	11	32	2.9	9	1	2	3	1.5	2	0		
10/23	vs. Oakland	5	48	9.6	42	0	2	3	1.5	3	0		
10/27	at Tennessee	4	6	1.5	4	0	1	6	6.0	6	0		
11/06	at Kansas City	18	107	5.9	42	0	1	0	0.0	0	0		
11/13	vs. Houston	9	31	3.4	13	0	2	10	5.0	8	0		
11/20	at Detroit	17	39	2.3	8	0	6	75	12.5	22	0		
11/27	at Buffalo	9	44	4.9	14	1	1	11	11.0	1	0		
12/04	vs. Denver												
12/11	vs. Minnesota												
12/18	at Houston												
12/24	vs. Tennessee												
01/01	at Indianapolis												
2016 totals:			93	350	3.8	42	2	16	117	7.3	22	0	

PLAYER BIOS

44

MYLES JACK

LINEBACKER

6-1 245 LBS.


UCLA

BORN SEPTEMBER 3, 1995

SCOTTSDALE, ARIZONA

ACQ: 2ND ROUND OF 2016 DRAFT (36TH)

EXP: ROOKIE



TRANSACTIONS

• Originally drafted by Jacksonville in the second round (36th overall) of the 2016 draft on choice obtained from Baltimore for Jaguars' second (38th overall)- and fifth (146th overall)-round choices

PRO (Games played/started - 11/7)

Made his NFL and Jaguars debut in the team's season opener in 2016

2016 (w/ JAX - 11/7)

- **9/11 vs. G.B.:** Played in 12 snaps on special teams in NFL and team debut
- **9/18 at S.D.:** Saw action at LB, making two solo tackles, and on special teams
- **9/25 vs. BAL:** Saw action on special teams
- **10/2 vs. IND:** Earned his first career start at OTTO and made four tackles (three solo) and one pass defended
- **10/16 at CHI:** Started at OTTO and made one solo tackle
- **10/23 vs. OAK:** Started at OTTO and recorded one solo tackle and saw time on special teams
- **10/27 at TEN:** Started at OTTO and saw action on special teams
- **11/6 at K.C.:** Started at OTTO and made one solo tackle
- **11/13 vs. HOU:** Started at OTTO and made two solo tackles, including one special teams tackle
- **11/20 at DET:** Saw action at OTTO and posted three tackles (two solo), including one tackle for loss
- **11/27 at BUF:** Started at OTTO and made five tackles (two solo), including his first career half-sack

COLLEGE (at UCLA, 2013-15)

As a junior, started in all three games he played before injuring his knee in practice ... Registered 15 tackles ... Starter in all 13 games at LB and named second-team all-conference ... Finished second on the team with 88 tackles, 8.0 for loss, and seven passes defended ... As a freshman, saw action in all 13 games with 12 starts, 11 at LB and one at RB ... Finalist for the Paul Hornung Award as the nation's most versatile player ... Named first-team All-America by Athlon Sports as an all-purpose player and honorable mention All-America by SI.com ... First-team Freshman All-America selection by Sporting News ... Named both offensive and defensive freshman of the year in the Pac-12 by coaches ... Earned second-team All-Pac-12 honors ... His 75 tackles ranked fifth on the team and as the second-most ever by a true freshman ... Led team with 11 passes defended ... Scored seven rushing touchdowns on the season (second on the school's freshman list behind DeShaun Foster in 1998) ... Earned a spot on the Athletic Director's Academic Honor Roll in 2013 Fall and 2014 Winter quarters

PERSONAL

- A four-star recruit from Bellevue (Wash.) High School, according to both scout.com and rivals.com
- Ranked as the nation's No. 4 OLB and No. 1 in the west
- Also played running back in high school for an offense that averaged more than 46 points per game his senior season
- Selected to play in the U.S. Army All-American game, where he posted five tackles
- Earned letters in track (three) and basketball (one)
- Son of H. David Jack and La Sonjia (Fisher) Jack
- Has one brother, Jahlen
- Twitter handle is @MylesJack

REGULAR SEASON CAREER STATISTICS

YEAR	TEAM	GP/GS	TKL	SOLO	ASST	SACKS	FF	FR	PD	TFL
2016	JAX	11/7	19	14	5	0.0	0	0	1	1
NFL totals: 1 yr.		11/7	19	14	5	0.0	0	0	1	1


2016 GAME-BY-GAME STATISTICS

DATE	OPP	TKL	SOLO	ASST	ST	SACKS	FF	FR	PD	TFL
09/11	vs. Green Bay	0	0	0	0	0.0	0	0	0	0
09/18	at San Diego	2	2	0	0	0.0	0	0	0	0
09/25	vs. Baltimore	0	0	0	0	0.0	0	0	0	0
10/02	vs. Indianapolis	4	3	1	0	0.0	0	0	1	0
BYE WEEK										
10/16	at Chicago	1	1	0	0	0.0	0	0	0	0
10/23	vs. Oakland	1	1	0	0	0.0	0	0	0	0
10/27	at Tennessee	0	0	0	0	0.0	0	0	0	0
11/06	at Kansas City	1	1	0	0	0.0	0	0	0	0
11/13	vs. Houston	2	2	0	0	0.0	0	0	0	0
11/20	at Detroit	3	2	1	0	0.0	0	0	0	1
11/27	at Buffalo	5	2	3	0	0.5	0	0	0	0
12/04	vs. Denver									
12/11	vs. Minnesota									
12/18	at Houston									
12/24	vs. Tennessee									
01/01	at Indianapolis									
2016 totals:		19	14	5	0	0.5	0	0	1	1

PLAYER BIOS

90

MALIK JACKSON



DEFENSIVE LINEMAN

6-5 293 LBS.

TENNESSEE

BORN JANUARY 11, 1990

VAN NUYS, CALIFORNIA

ACQ: UFA (DENVER) 2016

EXP: 5TH YEAR

TRANSACTIONS

Originally selected by Denver in the fifth round (137th overall) of the 2012 NFL Draft ... Signed by Jacksonville as an unrestricted free agent on 3/10/16

PRO (Games played/started - 73/35, 8/7)

- Fifth-year defensive lineman joined the Jaguars after spending four years in Denver
- Has played in 73 regular season games (34 starts) and eight playoff contests (seven starts) during his first four years with the Broncos
- Has recorded 21 tackles (16 solo), two passes defended, two forced fumbles, one sack and one fumble recovery in eight playoff games

2016 (w/ JAX - 11/11)

- **9/11 vs. G.B.:** Started at DT in his Jaguars debut
- **9/18 at S.D.:** Started at DT and made two tackles (one solo)
- **9/25 vs. BAL:** Registered his first sack of the season and first sack as a Jaguar
- **10/2 vs. IND:** Posted a season-high five solo tackles, including one tackle for loss, and one pass defended
- **10/16 at CHI:** Started at DT and made three tackles, including one tackle for loss
- **10/23 vs. OAK:** Started at DT and recorded one quarterback hit
- **10/27 at TEN:** Started at DT
- **11/6 at K.C.:** Started at DT, making one tackle and was credited with 0.5 sack
- **11/13 vs. HOU:** Started at DT and made four solo tackles
- **11/20 at DET:** Started at DT and tallied two tackles (one solo) and one sack
- **11/27 at BUF:** Started at DT and made five tackles (four solo), including 2.0 sacks

2015 (w/ DEN - 16/16, 3/3)

Started all 16 games for the first time in his career, finishing with a career-high 45 tackles (34 solo), 5.0 sacks and a career-best seven passes defended ... Started all three of Denver's postseason contests and tallied nine tackles (eight solo) and a fumble recovery for a TD in Super Bowl 50

- **9/17 vs. K.C.:** Finished with three tackles, one sack and one pass defended that led to CB **Chris Harris Jr.**'s interception at the Broncos' 10-yard line
- **9/27 at DET:** Posted three tackles, one fumble recovery and 0.5 sacks
- **10/11 at OAK:** Registered six tackles (five solo) and one sack
- **10/18 at CLE:** Posted four tackles (three solo), two tackles for loss and one sack
- **12/20 at PIT:** Tallied five tackles (four solo) and 1.5 sacks
- **2/7 vs. CAR (Super Bowl 50):** Recorded five tackles (five solo) and recovered a fumble in the end zone, marking the seventh fumble recovery for a touchdown in Super Bowl history

2014 (w/ DEN - 16/3, 1/1)

Played all 16 games for the second consecutive season and totaled 42 tackles (33 solo), four passes defended, three sacks and one forced fumble ... Was part of a rushing defense that allowed just 79.8 rushing yards per game, the lowest single-season figure in team history and the NFL's second-best mark in 2014

- **9/7 vs. IND:** Posted two tackles (one solo) and 0.5 sacks in season opener
- **10/5 vs. ARI:** Had two tackles (one solo) and 0.5 sacks
- **12/7 vs. BUF:** Tallied a season-high six tackles (six solo) and one sack
- **1/11 vs. IND:** Posted four tackles (one solo) in AFC Divisional Playoff Game

2013 (w/ DEN - 16/5, 3/3)

Played all 16 regular season games (five starts) and led Denver's defensive line with 42 tackles ... Ranked second on the team with six sacks and led the team with 11 tackles for loss ... Added four passes defended and one forced fumble ... Started in all three postseason games for the Broncos and made eight tackles (seven solo), one sack and two passes defended

- **9/23 vs. OAK:** Recorded his first career sack, splitting it with LB **Wesley Woodyard**
- **10/13 vs. JAX:** Posted a season-high seven tackles (five solo), two sacks and one pass defended
- **12/1 at K.C.:** Made his first NFL start ... Forced his first career fumble while adding two solo tackles
- **1/12 vs. S.D.:** Made his first postseason start and registered three tackles and one sack in team's AFC Divisional Playoff Game

2012 (w/ DEN - 14/0, 1/0)

Played 14 games as a rookie and totaled five tackles (three solo)

COLLEGE (at Southern California, 2008-09; at Tennessee, 2010-11)

- Played 46 games (24 starts) at Southern California and Tennessee and made 136 tackles (67 solo), 13 sacks, four forced fumbles and one fumble recovery

- Earned first-team All-SEC as a senior and second-team all-conference as a junior
- As a senior, led the Volunteers in tackles for loss (11) and sacks (2.5)
- Saw action in 21 games as a reserve defensive lineman at USC and recorded 22 tackles (15 solo), 5.5 sacks and two forced fumbles

PERSONAL

- Made 103 tackles and 14.5 sacks at Birmingham High School in Van Nuys, Calif.
- Helped lead Birmingham to the 2006 Los Angeles City title with 10.5 sacks as a junior
- Twin brother, Marquis, was all-conference DE for Texas Southern University from 2010-11
- Twitter handle is @TheMalikJackson



REGULAR SEASON CAREER STATISTICS

YEAR	TEAM	GP/GS	TKL	SOLO	ASST	SACKS	FF	FR	PD
2012	DEN	14/0	5	3	2	0.0	0	0	0
2013	DEN	16/5	42	30	12	6.0	1	0	4
2014	DEN	16/3	42	33	9	3.0	1	0	4
2015	DEN	16/16	45	34	11	5.0	0	2	7
2016	JAX	11/11	24	20	3	4.5	0	0	1
NFL totals: 5 yrs.		73/35	158	120	37	18.5	2	2	16



POSTSEASON CAREER STATISTICS

YEAR	TEAM	GP/GS	TKL	SOLO	ASST	SACKS	FF	FR	PD
2012	DEN	1/0	0	0	0	0.0	0	0	0
2013	DEN	3/3	8	7	1	1.0	0	0	2
2014	DEN	1/1	4	1	3	0.0	0	0	0
2015	DEN	3/3	9	8	1	0.0	0	1	0
NFL totals: 4 yrs.		8/7	21	16	5	1.0	0	1	2



CAREER HIGHS

	GAME	SEASON
Tackles:	7 (10/13/13 vs. Jacksonville)	45 (2015)
Sacks:	2.0 (two times, last: 11/27/16 at BUF)	6.0 (2013)
Forced fumbles:	1 (twice, last: 11/9/14 at Oakland)	1 (2013 & 2014)
Fumble recoveries:	1 (twice, last: 11/22/15 at Chicago)	2 (2015)
Passes defended:	2 (six times, last: 12/13/15 vs. Oakland)	7 (2015)



2016 GAME-BY-GAME STATISTICS

DATE	OPP	TKL	SOLO	ASST	SACKS	FF	FR	PD	TFL
09/11	vs. Green Bay	0	0	0	0.0	0	0	0	0
09/18	at San Diego	2	1	1	0.0	0	0	0	0
09/25	vs. Baltimore	2	2	0	1.0	0	0	0	1
10/02	vs. Indianapolis	5	5	0	0.0	0	0	1	1
BYE WEEK									
10/16	at Chicago	3	3	0	0.0	0	0	0	1
10/23	vs. Oakland	0	0	0	0.0	0	0	0	0
10/27	at Tennessee	0	0	0	0.0	0	0	0	0
11/06	at Kansas City	1	0	1	0.5	0	0	0	0
11/13	vs. Houston	4	4	0	0.0	0	0	0	0
11/20	at Detroit	2	1	1	1.0	0	0	0	1
11/27	at Buffalo	5	4	1	2.0	0	0	0	2
12/04	vs. Denver								
12/11	vs. Minnesota								
12/18	at Houston								
12/24	vs. Tennessee								
01/01	at Indianapolis								
2016 totals:		24	20	4	4.5	0	0	1	6

PLAYER BIOS



2015 GAME-BY-GAME STATISTICS

DATE	OPP.	TKL	SOLO	ASST	SACKS	FF	FR	PD
09/13	vs. Baltimore	3	0	3	0.0	0	0	0
09/17	at Kansas City	3	0	3	1.0	0	0	0
09/27	at Detroit	2	1	1	0.5	0	1	0
10/04	vs. Minnesota	2	1	1	0.0	0	0	0
10/11	at Oakland	6	5	1	1.0	0	0	0
10/18	at Cleveland	4	3	1	1.0	0	0	0
11/01	vs. Green Bay	2	1	1	0.0	0	0	1
11/08	at Indianapolis	5	3	2	0.0	0	0	2
11/15	vs. Kansas City	3	3	0	0.0	0	0	0
11/22	at Chicago	0	0	0	0.0	0	1	0
11/29	vs. New England	1	0	1	0.0	0	0	0
12/06	at San Diego	2	2	0	0.0	0	0	2
12/13	vs. Oakland	2	2	0	0.0	0	0	2
12/20	at Pittsburgh	5	3	2	1.5	0	0	0
12/28	vs. Cincinnati	3	2	1	0.0	0	0	0
01/03	vs. San Diego	2	2	0	0.0	0	0	0
2015 totals:		45	34	11	5.0	0	2	7
01/17	vs. Pittsburgh	2	1	1	0.0	0	0	0
01/24	vs. New England	2	2	0	0.0	0	0	0
02/07	vs. Carolina	5	5	0	0.0	0	1	0
Postseason totals:		9	8	1	0.0	0	1	0



2014 GAME-BY-GAME STATISTICS

DATE	OPP.	TKL	SOLO	ASST	SACKS	FF	FR	PD
09/07	vs. Indianapolis	2	1	1	0.5	0	0	0
09/14	vs. Kansas City	1	1	0	0.0	0	0	0
09/21	at Seattle	5	0	5	0.0	0	0	0
	BYE WEEK							
10/05	vs. Arizona	2	1	1	0.5	0	0	0
10/12	at N.Y. Jets	4	3	1	0.0	0	0	0
10/19	vs. San Francisco	1	1	0	1.0	0	0	0
10/23	vs. San Diego	1	1	0	1.0	0	0	0
11/02	at New England	2	1	1	0.0	0	0	0
11/09	at Oakland	1	1	0	0.0	1	0	0
11/16	at St. Louis	5	5	0	0.0	0	0	0
11/23	vs. Miami	3	3	0	0.0	0	0	0
11/30	at Kansas City	0	0	0	0.0	0	0	0
12/07	vs. Buffalo	6	6	0	1.0	0	0	0
12/14	at San Diego	2	2	0	0.0	0	0	2
12/22	at Cincinnati	5	5	0	0.0	0	0	0
12/28	vs. Oakland	2	2	0	0.0	0	0	2
2014 Totals:		42	33	9	3.0	1	0	4
01/11	vs. Indianapolis	4	1	3	0.0	0	0	0
Postseason totals:		4	1	3	0.0	0	0	0



2013 GAME-BY-GAME STATISTICS

DATE	OPP.	TKL	SOLO	ASST	SACKS	FF	FR	PD
09/05	vs. Baltimore	1	0	1	0.0	0	0	0
09/15	at N.Y. Giants	2	2	0	0.0	0	0	0
09/23	vs. Oakland	1	0	1	0.5	0	0	0
09/29	vs. Philadelphia	0	0	0	0.0	0	0	0
10/06	at Dallas	2	1	1	1.0	0	0	0
10/13	vs. Jacksonville	7	5	2	2.0	0	0	1
10/20	at Indianapolis	3	1	2	0.0	0	0	1
10/27	vs. Washington	1	1	0	0.0	0	0	0
11/10	at San Diego	3	1	2	0.5	0	0	2
11/17	vs. Kansas City	3	1	2	0.0	0	0	2
11/24	at New England	1	1	0	0.0	0	0	0
12/01	at Kansas City	2	2	0	0.0	1	0	0
12/08	vs. Tennessee	4	4	0	1.0	0	0	0
12/12	vs. San Diego	3	3	0	0.0	0	0	0
12/22	at Houston	5	4	1	0.0	0	0	0
12/29	at Oakland	4	4	0	1.0	0	0	0
2013 Totals:		42	30	12	6.0	1	0	4
01/12	vs. San Diego	3	3	0	1.0	0	0	0
01/19	vs. New England	0	0	0	0.0	0	0	1
02/02	vs. Seattle	5	4	1	0.0	0	0	1
Postseason totals:		8	7	1	1.0	0	0	2



2012 GAME-BY-GAME STATISTICS

DATE	OPP.	TKL	SOLO	ASST	SACKS	FF	FR	PD
09/09	vs. Pittsburgh				ina			
09/17	at Atlanta	0	0	0	0.0	0	0	0
09/23	vs. Houston	1	1	0	0.0	0	0	0
09/30	vs. Oakland	0	0	0	0.0	0	0	0
10/07	at New England	1	1	0	0.0	0	0	0
10/15	at San Diego				DNP			
	BYE WEEK							
10/28	vs. San Diego	0	0	0	0.0	0	0	0
11/04	at Cincinnati	0	0	0	0.0	0	0	0
11/11	at Carolina	1	1	0	0.0	0	0	0
11/18	vs. San Diego	0	0	0	0.0	0	0	0
11/25	at Kansas City	0	0	0	0.0	0	0	0
12/02	vs. Tampa Bay	0	0	0	0.0	0	0	0
12/06	at Oakland	0	0	0	0.0	0	0	0
12/16	at Baltimore	0	0	0	0.0	0	0	0
12/23	vs. Cleveland	1	0	1	0.0	0	0	0
12/30	vs. Kansas City	1	1	0	0.0	0	0	0
2012 Totals:		42	30	12	6.0	1	0	4
01/12	vs. Baltimore	1	0	1	0.0	0	0	0
Postseason totals:		1	0	1	0.0	0	0	0

PLAYER BIOS

29

JOSH JOHNSON



CORNERBACK
5-10 200 LBS.

PURDUE
BORN SEPTEMBER 10, 1990
DADE CITY, FLORIDA
ACQ: FREE AGENT 2016
EXP: 1ST YEAR

TRANSACTIONS

Originally signed with San Diego as an undrafted free agent on 4/27/13 ... Waived on 8/31/13 ... Signed by Jacksonville on 2/12/16

PRO (Games Played/Started – 5/0)

- Spent training camp with the San Diego Chargers in 2013 after being signed as an undrafted free agent
- Played for the CFL's BC Lions from 2014-15, playing in 24 games and recording 100 tackles, 5.0 sacks, three INTs, three passes defended and two fumble recoveries

2016 (w/ JAX - 5/0)

- 9/11 vs. G.B.:** Inactive
- 9/18 at S.D.:** Made his Jaguars debut and saw action on special teams
- 9/25 vs. BAL:** Saw action on special teams and two snaps at CB
- 10/2 vs. IND:** Played a season-high 48 snaps at CB and tallied five tackles (three solo), including his first career 0.5 sack ... With 1:42 remaining in the fourth quarter, broke up QB **Andrew Luck**'s attempt to TE **Dwayne Allen** on fourth-and-one to force a turnover on downs
- 10/16 at CHI:** Inactive
- 10/23 vs. OAK:** Inactive
- 10/27 at TEN:** Inactive
- 11/6 at K.C.:** Saw action on special teams
- 11/13 vs. HOU:** Inactive
- 11/20 at DET:** Inactive
- 11/27 at BUF:** Saw action on special teams

COLLEGE (at Purdue, 2009-12)

- Played in 49 games over his four-year career, totaling 182 tackles and six interceptions
- Recorded 31 passes defended, including a team-high 16 during his senior season.

PERSONAL

- Given name is Joshua Lutrail Johnson
- Organizational leadership and supervision major
- Nickname is "Jay Jay"
- Twitter handle is @jjohnson28FLA

REGULAR SEASON CAREER STATISTICS

YEAR	TEAM	GP/GS	TKL	SOLO	ASST	SACKS	FF	FR	PD	INT
2016	JAX	5/0	5	3	2	0.5	0	0	1	0
NFL totals: 1 yr.		5/0	5	3	3	0.5	0	0	1	0

2016 GAME-BY-GAME STATISTICS

DATE	OPP	TKL	SOLO	ASST	SACKS	FF	FR	PD	INT
09/11	vs. Green Bay				ina				
09/18	at San Diego	0	0	0	0.0	0	0	0	0
09/25	vs. Baltimore	0	0	0	0.0	0	0	0	0
10/02	vs. Indianapolis	5	3	2	0.5	0	0	1	0
	BYE WEEK								
10/16	at Chicago				ina				
10/23	vs. Oakland				ina				
10/27	at Tennessee				ina				
11/06	at Kansas City	0	0	0	0.0	0	0	0	0
11/13	vs. Houston				ina				
11/20	at Detroit				ina				
11/27	at Buffalo	0	0	0	0.0	0	0	0	0
12/04	vs. Denver								
12/11	vs. Minnesota								
12/18	at Houston								
12/24	vs. Tennessee								
01/01	at Indianapolis								
2016 totals:		5	3	2	0.5	0	0	1	0

PLAYER BIOS

95

ABRY JONES

DEFENSIVE TACKLE

6-4 320 LBS.

GEORGIA

BORN SEPTEMBER 8, 1991

WARNER ROBINS, GEORGIA

ACQ: ROOKIE FREE AGENT 2013

EXP: 4TH YEAR



TRANSACTIONS

Originally signed by Jacksonville as an undrafted rookie on 4/27/13 ... Placed on injured reserve on 1/1/16

PRO (Games played/started - 49/6)

- Earned roster spot as an undrafted rookie in 2013
- Played in all 16 games in 2014

2016 (w/ JAX - 10/4)

- **9/11 vs. G.B.:** Played five snaps at DT and 17 on special teams
- **9/18 at S.D.:** Saw action at DT and made one tackle
- **9/25 vs. BAL:** Saw action at DT and on special teams
- **10/2 vs. IND:** Saw action at DT and made two tackles (one solo)
- **10/16 at CHI:** Saw action at DT, making two solo tackles, including one tackle for loss
- **10/23 vs. OAK:** Totaled three solo tackles, including one tackle for a loss
- **10/27 at TEN:** Started at DT and had three tackles (two solo)
- **11/6 at K.C.:** Started at DT and made two solo tackles
- **11/13 vs. HOU:** Started at DT and made two solo tackles
- **11/20 at DET:** Started at DT and made five tackles (four solo), including one tackle for loss and one pass defensed
- **11/27 at BUF:** Inactive (ankle)

2015 (w/ JAX - 15/0)

Played in 15 games before being placed on the team's injured reserve list for the final regular season game ... Totaled 16 tackles (seven solo), 2.0 sacks, one forced fumble and one fumble recovery

- **10/4 at IND:** Saw action at DT and special teams, and recorded his first career fumble recovery
- **10/11 at T.B.:** Made five tackles (three solo), including two tackles for loss and recorded one pass defensed
- **10/25 vs. BUF:** Made one tackle (one solo), including one sack
- **11/15 at BAL:** Made four tackles (one solo), including a sack-fumble that was recovered by DT **Tyson Alualu**

2014 (w/ JAX - 16/2)

Played in all 16 games for the first time in his career and registered a career-best 39 tackles (23 solo), three sacks, four tackles for loss, three quarterback hits and one forced fumble

- **10/5 vs. PIT:** Registered a career-high two sacks including a sack/forced fumble of QB **Ben Roethlisberger** early in the fourth quarter ... Also sacked Roethlisberger in the second quarter ... Added one QB pressure and one tackle for loss
- **10/19 vs. CLE:** Made three solo tackles, one QB hit and one tackle for loss ...
- **12/7 vs. HOU:** Saw action at DT and matched his season-high with four tackles (three solo)
- **12/18 vs. TEN:** Made first career start and totaled a career-high five tackles (three solo) along with one sack ... Sacked QB **Charlie Whitehurst** for a three-yard loss on the opening possession
- **12/28 at HOU:** Started for the second consecutive game and totaled three tackles (one solo)

2013 (w/ JAX - 8/0)

Played in eight games as a rookie after earning a roster spot as an undrafted free agent ... Totaled nine tackles, 0.5 sacks and one QB hit

- **10/6 at STL:** Made NFL debut on and saw action on defense
- **10/20 vs. SD:** Made first career tackle
- **12/22 vs. TEN:** Saw extensive action in DL rotation and posted a career-high four tackles (three solo), one QB hit and split a sack with LB **Paul Posluszny** in the first quarter
- **12/29 at IND:** Totaled two solo tackles in season-finale

COLLEGE (at Georgia, 2009-12)

- Three-year letterman and appeared in 46 games, making 26 starts at DE and DT
- Career totals include 107 tackles (52 solo), 35 QB pressures, 13.5 tackles for a loss, 5.0 sacks and two forced fumbles
- Received the David Jacobs Award as a player who, by example, portray courage, spirit, character and determination
- Majored in communication studies

PERSONAL

- Attended Northside (Ga.) High School
- USA Today All-USA second-team selection
- Twitter handle is @JUSTAB3

REGULAR SEASON CAREER STATISTICS

YEAR	TEAM	GP/GS	TKL	SOLO	ASST	SACKS	FF	FR	PD	TFL
2013	JAX	8/0	9	8	1	0.5	0	0	0	0
2014	JAX	16/2	39	23	16	3.0	1	0	1	3
2015	JAX	15/0	16	7	9	2.0	1	1	2	3
2016	JAX	10/4	20	16	4	0.0	0	0	1	3
NFL totals: 3 yrs.		49/6	84	54	30	5.5	2	1	4	9

CAREER HIGHS

	GAME	SEASON
Tackles:	5 (three times, last: 10/20/16 at DET)	39 (2014)
Sacks:	2.0 (10/5/14 vs. PIT)	3.0 (2014)
Forced fumbles:	1 (twice, last: 11/15/15 at BAL)	1 (2014 & 2015)
Fumble recoveries:	1 (10/4/15 at IND)	1 (2014)
Passes defensed:	1 (four times, last: 10/20/16 at DET)	2 (2015)

2016 GAME-BY-GAME STATISTICS

DATE	OPP	TKL	SOLO	ASST	ST	SACKS	FF	FR	PD	TFL
09/11	vs. Green Bay	0	0	0	0	0.0	0	0	0	0
09/18	at San Diego	1	0	1	0	0.0	0	0	0	0
09/25	vs. Baltimore	0	0	0	0	0.0	0	0	0	0
10/02	vs. Indianapolis	2	1	1	0	0.0	0	0	0	0
BYE WEEK										
10/16	at Chicago	2	2	0	0	0.0	0	0	0	1
10/23	vs. Oakland	3	3	0	0	0.0	0	0	0	1
10/27	at Tennessee	3	2	1	0	0.0	0	0	0	0
11/06	at Kansas City	2	2	0	0	0.0	0	0	0	0
11/13	vs. Houston	2	2	0	0	0.0	0	0	0	0
11/20	at Detroit	5	4	1	9	0.0	0	0	1	1
11/27	at Buffalo					ina				
12/04	vs. Denver									
12/11	vs. Minnesota									
12/18	at Houston									
12/24	vs. Tennessee									
01/01	at Indianapolis									
2016 totals:		20	16	4	0	0.0	0	0	1	3

2015 GAME-BY-GAME STATISTICS

DATE	GAME	TKL	SOLO	ASST	ST	SACKS	FF	FR	PD	TFL
09/13	vs. Carolina	0	0	0	0	0.0	0	0	0	0
09/20	vs. Miami	0	0	0	0	0.0	0	0	0	0
09/27	at New England	1	0	1	0	0.0	0	0	1	0
10/04	at Indianapolis	0	0	0	0	0.0	0	1	0	0
10/11	at Tampa Bay	5	3	2	0	0.0	0	0	1	2
10/18	vs. Houston	0	0	0	0	0.0	0	0	0	0
10/25	vs. Buffalo	1	1	0	0	1.0	0	0	0	1
11/1	BYE WEEK									
11/08	at N.Y. Jets	3	0	3	0	0.0	0	0	0	0
11/15	at Baltimore	4	1	3	0	1.0	1	0	0	0
11/19	vs. Tennessee	1	1	0	0	0.0	0	0	0	0
11/29	vs. San Diego	0	0	0	0	0.0	0	0	0	0
12/06	at Tennessee	0	0	0	0	0.0	0	0	0	0
12/13	vs. Indianapolis	0	0	0	0	0.0	0	0	0	0
12/20	vs. Atlanta	1	1	0	0	0.0	0	0	0	0
12/27	at New Orleans	0	0	0	0	0.0	0	0	0	0
01/03	at Houston					IR				
2015 totals:		16	7	9	0	2.0	1	1	2	3

2014 GAME-BY-GAME STATISTICS

DATE	GAME	TKL	SOLO	ASST	ST	SACKS	FF	FR	PD	TFL
09/07	at Philadelphia	0	0	0	0	0.0	0	0	0	0
09/14	at Washington	3	2	1	0	0.0	0	0	0	1
09/21	vs. Indianapolis	1	1	0	0	0.0	0	0	0	0
09/28	at San Diego	0	0	0	0	0.0	0	0	0	0
10/05	vs. Pittsburgh	4	4	0	0	2.0	1	0	0	0
10/12	at Tennessee	2	2	0	0	0.0	0	0	0	0
10/19	vs. Cleveland	3	3	0	0	0.0	0	0	0	1
10/26	vs. Miami	1	0	1	0	0.0	0	0	1	0
11/02	at Cincinnati	3	1	2	0	0.0	0	0	0	0
11/09	vs. Dallas	1	1	0	0	0.0	0	0	0	0
BYE WEEK										
11/23	at Indianapolis	3	1	2	0	0.0	0	0	0	0
11/30	vs. N.Y. Giants	3	1	2	0	0.0	0	0	0	0
12/07	vs. Houston	4	3	1	0	0.0	0	0	0	0
12/14	at Baltimore	3	0	3	0	0.0	0	0	0	0
12/18	vs. Tennessee	5	3	2	0	1.0	0	0	0	1
12/28	at Houston	3	1	2	0	0.0	0	0	0	0
2014 totals:		39	23	16	0	3.0	1	0	1	3

PLAYER BIOS




2013 GAME-BY-GAME STATISTICS

DATE	GAME	TKL	SOLO	ASST	ST	SACKS	FF	FR	PD	TFL
09/08	vs. Kansas City					ina				
09/15	at Oakland					ina				
09/22	at Seattle					ina				
09/29	vs. Indianapolis					ina				
10/06	at St. Louis	0	0	0	0	0.0	0	0	0	0
10/13	at Denver	0	0	0	0	0.0	0	0	0	0
10/20	vs. San Diego	1	1	0	0	0.0	0	0	0	0
10/27	vs. San Francisco					ina				
	BYE WEEK									
11/10	at Tennessee					ina				
11/17	vs. Arizona					ina				
11/24	at Houston					ina				
12/01	at Cleveland	0	0	0	0	0.0	0	0	0	0
12/05	vs. Houston	1	1	0	0	0.0	0	0	0	0
12/15	vs. Buffalo	1	1	0	0	0.0	0	0	0	0
12/22	vs. Tennessee	4	3	1	0	0.5	0	0	0	0
12/29	at Indianapolis	2	2	0	0	0.0	0	0	0	0
2013 totals:		9	8	1	0	0.5	0	0	0	0

PLAYER BIOS

83

BEN KOYACK



TIGHT END

6-5 255 LBS.

NOTRE DAME

BORN APRIL 9, 1993

OIL CITY, PENNSYLVANIA

ACQ: 7TH ROUND OF 2015 DRAFT (229TH)

EXP: 1ST YEAR

TRANSACTIONS

Originally drafted by Jacksonville in the seventh round (229th overall) of the 2015 draft ... Signed by Jacksonville to the practices squad on 9/6/15

PRO (Games played/started - 9/3)

• Spent his rookie season in 2015 on the practice squad before starting the 2016 season on the active roster

2016 (w/ JAX - 9/3)

- **9/11 vs. G.B.:** Played eight snaps on special teams and lined up at TE six times
- **9/18 at S.D.:** Saw action at TE and on special teams, and made one special teams tackle
- **9/25 vs. BAL:** Inactive (knee)
- **10/2 vs. IND:** Inactive (knee)
- **10/16 at CHI:** Saw action on special teams and one snap at TE
- **10/23 vs. OAK:** Saw action at TE and special teams ... Provided key block to spring Chris Ivory's 42-yard run
- **10/27 at TEN:** Posted his first career receptions (five) for 41 yards (8.2 rec. avg.)
- **11/6 at K.C.:** Saw action at TE and on special teams
- **11/13 vs. HOU:** Earned his first career start at TE and caught three passes for 35 yards (11.7 rec. avg.)
- **11/20 at DET:** Started at TE and made one fumble recovery on special teams
- **11/27 at BUF:** Started at TE and had two catches for 23 yards

COLLEGE (at Notre Dame, 2011-14)

- Participated in the 2015 Senior Bowl
- Named to the Mackey Award Watch List, given annually to the most outstanding Tight End in FBS college football
- As a senior, started at tight end in all 13 games and totaled 30 receptions for 317 yards and two TDs

PERSONAL

- Played for coach Matt LaVerde at Oil City (Pa.) High School
- Received first-team Pennsylvania all-state honors from Pennsylvania Sportswriters and Associated Press in 2010
- Rated best tight end in country and 25th-best prospect overall by Scout.com
- Recorded 62 receptions for 1,031 yards and 11 TDs as a senior ... Averaged 16.6 yards per catch
- Besides tight end, played quarterback, wide receiver, defensive end and linebacker
- Hails from family of musicians and is proficient playing trombone, piano and euphonium
- Son of David and Karen
- Twitter handle is @koymonster

REGULAR SEASON CAREER STATISTICS

YEAR	TEAM	GP/GS	NO	YDS	AVG	LG	TD
2015	JAX				ps		
2016	JAX	9/3	10	99	9.9	17	0
NFL totals: 1 yr.		9/3	10	99	9.9	17	0

2016 GAME-BY-GAME STATISTICS

DATE	OPP	RECS	YDS	AVG.	LG	TD
09/11	vs. Green Bay	0	0	0.0	0	0
09/18	at San Diego	0	0	0.0	0	0
09/25	vs. Baltimore			ina		
10/02	vs. Indianapolis			ina		
BYE WEEK						
10/16	at Chicago	0	0	0.0	0	0
10/23	vs. Oakland	0	0	0.0	0	0
10/27	at Tennessee	5	41	8.2	14	0
11/06	at Kansas City	0	0	0.0	0	0
11/13	vs. Houston	3	35	11.7	15	0
11/20	at Detroit	0	0	0.0	0	0
11/27	at Buffalo	2	23	11.5	17	0
12/04	vs. Denver					
12/11	vs. Minnesota					
12/18	at Houston					
12/24	vs. Tennessee					
01/01	at Indianapolis					
2016 totals:		10	99	9.9	17	0

Additional statistics: one special teams tackle; one fumble recovery on special teams on 11/20 at DET

PLAYER BIOS

11

MARQISE LEE



WIDE RECEIVER

6-0 200 LBS.

SOUTHERN CALIFORNIA

BORN NOVEMBER 25, 1991

INGLEWOOD, CALIFORNIA

ACQ: 2ND ROUND OF 2014 DRAFT (39TH)

EXP: 3RD YEAR

TRANSACTIONS

Originally drafted by Jacksonville in the second round (39th overall) of the 2014 draft

PRO (Games played/started - 34/10)

- Was first of two receivers selected by the Jaguars in the second round of 2014 draft
- Became 24th WR selected by the Jaguars in franchise history, the fifth-highest in team history
- Marked the seventh USC player drafted by the Jaguars in team history, the second-most among any colleges (Florida, 9)

2016 (w/ JAX - 11/1)

- **9/11 vs. G.B.:** Made two catches for 22 yards
- **9/18 at S.D.:** Had five receptions for a career-high-tying 75 yards (15.0 rec. avg.)
- **9/25 vs. BAL:** Recorded five receptions for 44 yards (8.8 rec. avg.)
- **10/2 vs. IND:** Had four catches for 28 yards (7.0 rec. avg.)
- **10/16 at CHI:** Posted a team-high six receptions for 61 yards (10.2 rec. avg.) ... Returned one kickoff for 26 yards
- **10/23 vs. OAK:** Posted a team-high seven receptions for 107 yards with a long reception of 38 yards, all of which were career highs and the first game with 100+ yards ... Returned 4 kickoffs for 93 yards with a long return of 34 yards
- **10/27 at TEN:** Had one reception for 21 yards ... Returned two kickoffs for 45 yards
- **11/6 at K.C.:** Posted four receptions for a team-high 84 yards (21.0 rec. avg.) ... Returned three kickoffs for 87 yards (29.0 avg.), including a long of 45
- **11/13 vs. HOU:** Posted four receptions for 50 yards (12.5 rec. avg.)
- **11/20 at DET:** Had four catches for 52 yards (13.0 rec. avg.) and his first TD reception of the season ... Rushed once for six yards and posted a 42-yard kickoff return
- **11/27 at BUF:** Led the team with four receptions for 37 yards and a 20-yard TD reception ... Returned one kick for 36 yards

2015 (w/ JAX - 10/1)

- Played in 10 games during his second season with one start, totaling 15 receptions for 191 yards (12.7 rec. avg.) for one TD ... Added five rushes for 38 yards (7.6 rush avg.)
- **9/20 vs. MIA:** Had two receptions for 27 yards (13.5 avg.) in season debut ... Also rushed once for 12 yards
 - **12/6 at TEN:** Had one reception for 17 yards in his first start of the season at WR ... Also recorded one rush for four yards
 - **12/20 vs. ATL:** Had two receptions for 46 yards (23.0 avg.), including a season-long 30-yard reception in the fourth quarter
 - **12/27 at N.O.:** Recorded three receptions for 26 yards (8.7 rec. avg.) and one TD ... Rushed once for nine yards (9.0 rush avg.)

2014 (w/ JAX - 13/8)

- Appeared in 13 games as a rookie with eight starts and registered 37 receptions for 422 yards and one TD ... Missed three consecutive games with a hamstring injury
- **9/7 at PHI:** Started at WR in NFL debut and tied for the team lead with six catches for 62 yards with a long of 18 ... Joined WR **Allen Hurns** as first two rookie WRs to start in season-opener in franchise history
 - **9/14 at WAS:** Started at WR and had two receptions for 11 yards ... Missed next three games with a hamstring injury
 - **10/12 at TEN:** Returned to action after missing three games and finished with two receptions for 26 yards with a long of 16 yards .
 - **11/23 at IND:** Led the team with 52 yards on three receptions (17.3 avg.) with a career-long 37-yard catch in the fourth quarter
 - **11/30 vs. NYG:** Started at WR and led team with six catches for 75 yards ... Scored on a 30-yard TD pass from QB **Blake Bortles** in the third quarter, his first career score
 - **12/7 vs. HOU:** Started at WR and posted five receptions for 67 yards with a long of 31 yards, his third straight game with a 30-plus yard reception
 - **12/18 vs. TEN:** Started at WR and led team with four catches for 65 yards including a 34-yard grab in the third quarter ... Marked fourth straight game with four or more receptions

COLLEGE (at Southern California, 2011-13)

- Three-year starter who declared for the NFL Draft following his junior season
- Career totals included 248 receptions for 3,655 yards (14.7 avg.) with 29 TDs
- Owns 24 school records and set five Pac-12 Conference marks
- Won the Biletnikoff Award as a sophomore as the nation's top receiver
- Ranked first in school history in receiving yards, second in receptions and fourth in receiving TDs

- Was a long jumper and sprinter on USC's track team
- Became the school's first Biletnikoff Award winner as a sophomore as well as unanimous All-American and All-Pac 12 Conference first-team choice
- Majored in sociology

PERSONAL

- Attended Serra High School in Gardena, Calif.
- Lettered in football, basketball and track
- Earned Parade All-American as a senior as well as Super Prep All-American, Under Armour All-American, ESPN 150, Rivals 100 and Prep Star Dream Team
- Finished with 57 receptions for 1,409 yards (24.7 avg.) with 24 TDs in final season along with 45 tackles and three INTs
- Was a sprinter and jumper on the track team, boasting a national prep No. 3 best 24-8 long jump, plus career bests of 44-7 in the triple jump, 6-4 in the high jump, 10.74 in the 100 meters and 22.11 in the 200 meters
- Named the 2010-11 Cal-Hi Sports Boys State Athlete of the Year and Cal-Hi Sports Boys Division IV Athlete of the Year
- Twitter handle is @TeamLee1

REGULAR SEASON CAREER STATISTICS							
YEAR	TEAM	GP/GS	NO	YDS	AVG	LG	TD
2014	JAX	13/8	37	422	11.4	37	1
2015	JAX	10/1	15	191	12.7	30	1
2016	JAX	11/1	46	581	12.6	51	2
NFL totals: 3 yrs.		34/10	98	1,194	12.2	51	4

CAREER HIGHS		
	GAME	SEASON
Receptions:	7 (10/23/16 vs. OAK)	37 (2014)
Receiving yards:	107 (10/23/16 vs. OAK)	422 (2014)
Longest reception:	51 (11/6/16 at K.C.)	51 (2016)
Receiving touchdowns:	1 (four times, last: 11/27/16 at BUF)	2 (2016)

2016 GAME-BY-GAME STATISTICS							
DATE	OPP	RECS	RECEIVING			LG	TD
			YDS	AVG.			
09/11	vs. Green Bay	2	22	11.0		12	0
09/18	at San Diego	5	75	15.0		22	0
09/25	vs. Baltimore	5	44	8.8		20	0
10/02	vs. Indianapolis	4	28	7.0		13	0
BYE WEEK							
10/16	at Chicago	6	61	10.2		14	0
10/23	vs. Oakland	7	107	15.3		38	0
10/27	at Tennessee	1	21	21.0		21	0
11/06	at Kansas City	4	84	21.0		51	0
11/13	vs. Houston	4	50	12.5		18	0
11/20	at Detroit	4	52	13.0		29	1
11/27	at Buffalo	4	37	9.3		20	1
12/04	vs. Denver						
12/11	vs. Minnesota						
12/18	at Houston						
12/24	vs. Tennessee						
01/01	at Indianapolis						
2016 totals:		46	581	12.6		51	2

KICK RETURNS							
DATE	GAME	NO.	YDS	AVG.	LG	TD	
09/11	vs. Green Bay	0	0	0.0	0	0	
09/18	at San Diego	0	0	0.0	0	0	
09/25	vs. Baltimore	0	0	0.0	0	0	
10/02	vs. Indianapolis	0	0	0.0	0	0	
BYE WEEK							
10/16	at Chicago	1	26	26.0	26	0	
10/23	vs. Oakland	4	93	23.3	34	0	
10/27	at Tennessee	2	45	22.5	25	0	
11/06	at Kansas City	3	87	29.0	45	0	
11/13	vs. Houston	1	17	17.0	17	0	
11/20	at Detroit	1	42	42.0	42	0	
11/27	at Buffalo	1	36	36.0	36	0	
12/04	vs. Denver						
12/11	vs. Minnesota						
12/18	at Houston						
12/24	vs. Tennessee						
01/01	at Indianapolis						
2016 totals:		13	346	26.6	45	0	

Additional statistics: three rushes for 23 yards (7.7 rush avg.)

PLAYER BIOS



2015 GAME-BY-GAME STATISTICS

DATE	GAME	RECS	YDS	AVG.	LG	TD
09/13	vs. Carolina			ina		
09/20	vs. Miami	2	27	13.5	18	0
09/27	at New England	1	13	13.0	13	0
10/04	at Indianapolis			ina		
10/11	at Tampa Bay			ina		
10/18	vs. Houston			ina		
10/25	vs. Buffalo			ina		
11/01	BYE WEEK					
11/08	at N.Y. Jets			ina		
11/15	at Baltimore	1	8	8.0	8	0
11/19	vs. Tennessee	0	0	0.0	0	0
11/29	vs. San Diego	1	3	3.0	3	0
12/06	at Tennessee	1	17	17.0	17	0
12/13	vs. Indianapolis	1	21	21.0	21	0
12/20	vs. Atlanta	2	46	23.0	30	0
12/27	at New Orleans	3	26	8.7	18	1
01/03	at Houston	3	30	10.0	14	0
2015 totals:		15	191	12.7	30	1

Additional statistics: Five rushes for 38 yards (7.6 avg.)



2014 GAME-BY-GAME STATISTICS

DATE	GAME	RECS	YDS	AVG.	LG	TD
09/07	at Philadelphia	6	62	10.3	18	0
09/14	at Washington	2	11	5.5	8	0
09/21	vs. Indianapolis			ina		
09/28	at San Diego			ina		
10/05	vs. Pittsburgh			ina		
10/12	at Tennessee	2	26	13.0	16	0
10/19	vs. Cleveland	1	20	20.0	20	0
10/26	vs. Miami	1	9	9.0	9	0
11/02	at Cincinnati	0	0	0.0	0	0
11/09	vs. Dallas	1	13	13.0	13	0
	BYE WEEK					
11/23	at Indianapolis	3	52	17.3	37	0
11/30	vs. N.Y. Giants	6	75	12.5	30	1
12/07	vs. Houston	5	67	13.4	31	0
12/14	at Baltimore	4	14	3.5	13	0
12/18	vs. Tennessee	4	65	16.3	34	0
12/28	at Houston	2	8	4.0	4	0
2014 totals:		37	422	11.4	37	1

Additional statistics: Three rushes for nine yards (3.0 avg.)

PLAYER BIOS

65 BRANDON LINDER

CENTER/GUARD

6-6 320 LBS.

MIAMI (FLA.)

BORN JANUARY 25, 1992

SOUTHWEST RANCHES, FLORIDA

ACQ: 3RD ROUND OF 2014 DRAFT (93RD)

EXP: 3RD YEAR



TRANSACTIONS

Originally drafted in the third round (93rd overall) of the 2014 draft ... Placed on injured reserve on 10/5/15

PRO (Games played/started - 28/28)

- Third-year pro has started in all 28 games he has played
- Switched from RG to C prior to the 2016 season
- Was a third-round pick of the Jaguars in 2014
- First player from the University of Miami ever drafted by the Jaguars
- Became 24th offensive lineman drafted by the Jaguars in franchise history

2016 (w/ JAX - 10/10)

- **9/11 vs. G.B.:** Made his first career start at C in team's season opener
- **9/18 at S.D.:** Started at C
- **9/25 vs. BAL:** Inactive (knee)
- **10/2 vs. IND:** Started at C, helping the team rush for 136 yards
- **10/16 at CHI:** Started at C
- **10/23 vs. OAK:** Started at C
- **10/27 at TEN:** Started at C
- **11/6 at K.C.:** Started at C, helping the team rush for a season-high 205 yards
- **11/13 vs. HOU:** Started at C
- **11/20 at DET:** Started at C and was part of an offensive line that did not allow a sack
- **11/27 at BUF:** Started at C

2015 (w/ JAX - 3/3)

Placed on season-ending IR because of surgery to repair a labral tear in his left shoulder after injury suffered in Week 3

- **9/13 vs. CAR:** Started at RG to kick off his second season with the Jaguars
- **9/20 vs. MIA:** Helped the Jaguars rush for 123 yards and did not allow a sack

2014 (w/ JAX - 15/15)

Started 15 games at RG as a rookie ...Part of OL that helped club finish sixth in the NFL in average per rush (4.5)

- **9/7 at PHI:** Started at RG in his NFL debut, one of three Jaguars rookies to start on opening day (WR **Marqise Lee**, WR **Allen Hurns**)
- **10/19 vs. CLE:** Helped pave the way for an offense that rushed for a season-high 185 yards on 35 carries and 176 yards on **10/26 vs. MIA**, the first time since 2010 the club eclipsed 150-plus rushing yards in back-to-back games
- **12/28 at HOU:** Started at RG and was part of OL that helped team produce 121 yards on 14 carries (8.6 avg.)

COLLEGE (at Miami (Fla.), 2010-13)

- Four-year starter and started 42 games (37 at RG, 2 at LT, 3 at C)
- Finished career with 35 TD-resulting blocks and 275 key blocks/knockdowns
- As a senior, named team's Most Valuable Player after leading team with 90 percent grade for blocking consistency, 11 TD-resulting blocks and 84 knockdowns
- Majored in health education

PERSONAL

- Attended St. Thomas Aquinas High School in Ft. Lauderdale, Fla.
- Named U.S. Army All-American and was rated the third-best center in the country by Rivals.com
- Helped team compile a 28-1 record during his final two seasons and captured the Class 5A state title as a junior
- Twitter handle is @BrandonLinder65

PLAYER BIOS

99 SEN'DERRICK MARKS

DEFENSIVE TACKLE

6-2 316 LBS.

AUBURN

BORN FEBRUARY 23, 1987

MOBILE, ALABAMA

ACQ: UNRESTRICTED FREE AGENT (TENNESSEE) 2013

EXP: 8TH YEAR



TRANSACTIONS

Originally drafted by Tennessee in the second round (62nd overall) of the 2009 draft ... Signed by Jacksonville as an unrestricted free agent on 4/2/13 ... Placed on injured reserve on 11/18/15

PRO (Games played/started - 98/61)

- Eighth-year DT has spent the past four seasons with the Jaguars
- Joined Jaguars in 2013 as an unrestricted free agent and produced career-best totals in back-to-back seasons including a team-high 8.5 sacks in 2014
- Has 14.5 sacks, 31 QB hits, 26 tackles for loss, two forced fumbles, four fumble recoveries and 14 passes defended in four seasons with the Jaguars
- His 14.5 sacks with Jaguars are fifth-most in franchise history by a DT

2016 (w/ JAX - 11/1)

- **9/11 vs. G.B.:** Recorded one solo tackle in team's season opener
- **9/18 at S.D.:** Saw action at DT
- **9/25 vs. BAL:** Saw action at DT and made one solo tackle, including one TFL
- **10/2 vs. IND:** Made two solo tackles, including 1.0 sack and three QB hits
- **10/16 at CHI:** Saw action at DT and made two solo tackles
- **10/23 vs. OAK:** Saw action at DT
- **10/27 at TEN:** Saw action at DT and tallied three tackles (one solo)
- **11/6 at K.C.:** Recorded 1.0 sack and two QB hits
- **11/13 vs. HOU:** Saw action at DT
- **11/20 at DET:** Saw action at DT and made one solo tackle
- **11/27 at BUF:** Started at DT

2015 (w/ JAX - 4/2)

Played in four games with two starts after being inactive for the first five games while recovering from ACL surgery ... Suffered elbow injury in Week 10 at Baltimore and was placed on season-ending injured reserve

- **10/18 vs. HOU:** Made his 2015 debut, making one tackle
- **10/25 vs. BUF:** Made one tackle (one solo), including one tackle for loss and two passes defended
- **11/8 at NYJ:** Made his first start of 2015, making one tackle and recording one pass defended
- **11/15 at BAL:** Started at DT and made two tackles

2014 (w/ JAX - 16/16)

Started all 16 games at DT and produced career-best numbers with 8.5 sacks, 16 QB hits, 15 tackles for loss and three passes defended ... Finished with 44 tackles (34 solo) and one fumble recovery ... Suffered a torn ACL in the season finale ... His 8.5 sacks were the second-most in franchise history by a DT and were the third-most among NFL DTs in 2014

- **9/7 at PHI:** Tallied five tackles (four solo) in the season-opener along with two tackles for loss, one sack and one QB hit ... Sacked QB **Nick Foles** for a six-yard loss in the second quarter
- **9/14 at WAS:** Totaled six tackles (four solo) including two for loss
- **9/21 at IND:** Split a sack and had two QB pressures, his second sack in the first three games
- **10/12 at TEN:** Had four solo tackles, one tackle for loss and one pass defended
- **10/26 vs. MIA:** Registered 10th career sack, taking down QB **Ryan Tannehill** for a seven-yard loss in the first quarter ... Added one tackle for loss and one QB hit
- **11/2 at CIN:** Recorded a sack in back-to-back games for the first time in his career, taking down QB **Andy Dalton** for a one-yard loss in the second quarter ... Added three tackles, one tackle for loss and one QB hit
- **11/9 vs. DAL:** Tallied a sack for the third consecutive game while adding two tackles, one tackle for loss and one QB hit ... Took down QB **Tony Romo** for a six-yard loss in the fourth quarter
- **11/23 at IND:** Recovered an Andrew Luck fumble in the first quarter
- **11/30 vs. NYG:** Produced a career-high two sacks along with two tackles for loss and one forced fumble ... Sealed the win with a sack of QB **Eli Manning** late in the fourth quarter and the ball was recovered by DE **Chris Clemons**
- **12/7 vs. HOU:** Was involved on a half-sack of QB **Ryan Fitzpatrick** on the Texans' first offensive possession
- **12/18 vs. TEN:** Sealed the victory with a sack of QB **Charlie Whitehurst** on fourth down with no time remaining ... Added three solo tackles
- **12/28 at HOU:** Started at DT and made two solo tackles ... Suffered a torn ACL in the second quarter and did not return

2013 (w/ JAX - 16/16)

Started all 16 games for the first time in his career and registered then career-highs in

sacks (4.0), forced fumbles (2), fumble recoveries (3), passes defended (8) and tackles for loss (6) ... Led all DL with 931 snaps played ... One of only three defensive players (**Jason Babin**, **Tyson Alualu**) and five players overall to start all 16 games

- **9/8 vs. KC:** Made Jaguars debut with start at DT, finishing with three solo tackles and one QB hit
- **9/22 at SEA:** Finished with two tackles and tied for team-lead with two QB hits
- **10/6 at STL:** Registered first sack of the season as he sacked and forced a fumble of QB **Sam Bradford** ... Added one tackle for loss and two passes defended
- **10/13 at DEN:** Registered first career fumble recovery in the second quarter and added one tackle for loss
- **10/20 vs. S.D.:** Recorded second sack of the season, taking down QB **Philip Rivers** for a nine-yard loss in the first quarter ... Finished with three solo tackles, one tackle for loss, one QB hit and one pass defended
- **11/10 at TEN:** Faced his former team for the first time and had one solo tackle and one pass defended ... Forced a safety on OL **Chance Warmack** for holding in the end zone
- **12/1 at CLE:** Totaled three solo tackles, one sack, one forced fumble, one fumble recovery and one pass defended ... Sacked QB **Brandon Weeden** in the second quarter and forced a fumble that was recovered by the Browns ... Late in the first half, he recovered a fumble forced by DL **Jason Babin** and returned it 15 yards ... Set single-season career-high with three sacks and two forced fumbles
- **12/15 vs. BUF:** Tallied one sack, one tackle for loss, one fumble recovery and one QB hit ... Sacked QB **E.J. Manuel** in the second quarter and recovered a Manuel fumble forced by S **Winston Guy** in the third quarter

2012 (w/ TEN - 14/14)

Started 14 games at DT ... Totaled 63 tackles (31 solo), 1.5 sacks, three tackles for loss, five QB pressures and one forced fumble ... Was inactive the first two games with an injury

- **11/11 at MIA:** Notched first sack of the season against QB **Ryan Tannehill** for an eight-yard loss and added three QB pressure
- **12/30 vs. JAX:** Had a season-high seven tackles and split a sack with DL **Kameron Wimbley** of QB **Chad Henne** in season-finale

2011 (w/ TEN - 16/9)

Appeared in a career-high 16 games and made nine starts at DT ... Registered 44 tackles (18 solo), 0.5 sacks, three tackles for loss, one forced fumble, seven QB pressures and one pass defended

- **9/11 at JAX:** Opened season with two tackles including one for loss
- **11/13 at CAR:** Combined with DL **William Hayes** to drop QB **Cam Newton** for a seven-yard sack in the fourth quarter
- **12/4 at BUF:** Tallied three tackles, a forced fumble, a pass defended and a QB pressure ... Forced a TE **Scott Chandler** fumble that was recovered by the Titans early in the third quarter
- **12/24 vs. JAX:** Matched his season-high with five tackles along with a tackle for loss
- **1/1 at HOU:** Finished season with four tackles and tied for team-lead with three QB pressures

2010 (w/ TEN - 12/3)

Played in 12 games with three starts ... Collected 50 tackles (27 solo), six QB pressures, five tackles for loss, one INT and one forced fumble

- **9/19 vs. PIT:** Posted a then career-high seven tackles
- **9/26 at NYG:** Intercepted a pass deflected by CB **Cortland Finnegan** in the first quarter
- **10/24 vs. PHI:** Made first career start at DT and had a pass defended
- **1/2 at IND:** Started at DT in season-finale and totaled six tackles, a forced fumble and one QB pressure

2009 (w/ TEN - 9/0)

Appeared in nine games as a rookie and finished with 23 tackles, 1.0 sack, five QB pressures, one tackle for loss and one pass defended ... Led or tied for the team lead in QB pressures in two games

- **10/4 at JAX:** Made NFL debut
- **11/15 vs. BUF:** Finished with season-high six tackles
- **12/13 vs. STL:** Collected four tackles including one for loss
- **1/3 at SEA:** Registered first career sack on against QB **Matt Hasselbeck**

COLLEGE (at Auburn, 2005-08)

- Started 37 of 40 games and declared for NFL draft following his junior season
- Finished career with 114 tackles, 7.5 sacks, 30 tackles for loss and 10 QB pressures
- Saw action in three games as a true freshman before he was redshirted
- Majored in rehabilitation services.

PERSONAL

- Attended Vigor High School in Prichard, Ala. and totaled 81 tackles and 17.0 sacks as a senior
- Also lettered three times in basketball, averaging 15 points a game and 21 rebounds
- Oldest of eight children ... His siblings' names are Antranetta, Shamira, Ciera, DeAndre, Alexia, Kenneth Davis Jr. and Lakendra Davis
- Married (Rayan)
- Full name: Sen'Derrick Dewayne Marks
- Twitter handle is @senmarks

PLAYER BIOS

REGULAR SEASON CAREER STATISTICS

YEAR	TEAM	GP/GS	TKL	SOLO	ASST	SACKS	FF	FR	INT	PD
2009	TEN	9/0	23	9	14	1.0	0	0	0	1
2010	TEN	12/3	50	27	23	0.0	1	0	1	3
2011	TEN	16/9	44	18	26	0.5	1	0	0	1
2012	TEN	14/14	63	31	32	1.5	1	0	0	3
2013	JAX	16/16	33	28	5	4.0	2	3	0	8
2014	JAX	16/16	44	35	9	8.5	1	1	0	1
2015	JAX	4/2	5	3	2	0.0	0	0	0	3
2016	JAX	11/1	11	9	2	2.0	0	0	0	0
NFL totals: 8 yrs.		98/61	273	160	113	17.5	6	4	1	20

CAREER HIGHS

	GAME	SEASON
Tackles:	7 (three times, last: 12/30/12 vs. JAX)	63 (2012)
Sacks:	2.0 (11/30/14 vs. NYG)	8.5 (2014)
Forced fumbles:	1 (seven times, last: 11/30/14 vs. NYG)	2 (2013)
Fumble recoveries:	1 (four times, last: 11/23/14 at IND)	3 (2013)
Interceptions:	1 (9/26/10 at NYG)	1 (2010)
Passes defended:	2 (three times, last: 11/24/13 at HOU)	8 (2013)

2016 GAME-BY-GAME STATISTICS

DATE	OPP	TKL	SOLO	ASST	ST	SACKS	FF	FR	PD	TFL
09/11	vs. Green Bay	1	1	0	0	0.0	0	0	0	0
09/18	at San Diego	0	0	0	0	0.0	0	0	0	0
09/25	vs. Baltimore	1	1	0	0	0.0	0	0	0	1
10/02	vs. Indianapolis	2	2	0	0	1.0	0	0	0	0
BYE WEEK										
10/16	at Chicago	2	2	0	0	0.0	0	0	0	0
10/23	vs. Oakland	0	0	0	0	0.0	0	0	0	0
10/27	at Tennessee	3	1	2	0	0.0	0	0	0	0
11/06	at Kansas City	1	1	0	0	1.0	0	0	0	1
11/13	vs. Houston	0	0	0	0	0.0	0	0	0	0
11/20	at Detroit	1	1	0	0	0.0	0	0	0	0
11/27	at Buffalo	0	0	0	0	0.0	0	0	0	0
12/04	vs. Denver									
12/11	vs. Minnesota									
12/18	at Houston									
12/24	vs. Tennessee									
01/01	at Indianapolis									
2016 totals:		11	9	2	0	2.0	0	0	0	2

2015 GAME-BY-GAME STATISTICS

DATE	GAME	TKL	SOLO	ASST	ST	SACKS	FF	FR	PD	TFL
09/13	vs. Carolina					ina				
09/20	vs. Miami					ina				
09/27	at New England					ina				
10/04	at Indianapolis					ina				
10/11	at Tampa Bay					ina				
10/18	vs. Houston	1	1	0	0	0.0	0	0	0	0
10/25	vs. Buffalo	1	1	0	0	0.0	0	0	2	1
11/1 BYE WEEK										
11/08	at N.Y. Jets	1	1	0	0	0.0	0	0	1	0
11/15	at Baltimore	2	0	2	0	0.0	0	0	0	0
11/19	vs. Tennessee					IR				
11/29	vs. San Diego					IR				
12/06	at Tennessee					IR				
12/13	vs. Indianapolis					IR				
12/20	vs. Atlanta					IR				
12/27	at New Orleans					IR				
01/03	at Houston					IR				
2015 totals:		5	3	2	0	0.0	0	0	3	1

2014 GAME-BY-GAME STATISTICS

DATE	GAME	TKL	SOLO	ASST	ST	SACKS	FF	FR	PD	TFL
09/07	at Philadelphia	5	4	1	0	1.0	0	0	0	2
09/14	at Washington	6	4	2	0	0.0	0	0	0	2
09/21	vs. Indianapolis	2	2	0	0	0.5	0	0	0	0
09/28	at San Diego	2	1	1	0	0.5	0	0	0	0
10/05	vs. Pittsburgh	3	3	0	0	0.0	0	0	0	1
10/12	at Tennessee	4	4	0	0	0.0	0	0	1	1
10/19	vs. Cleveland	1	1	0	0	0.0	0	0	0	1
10/26	vs. Miami	1	1	0	0	1.0	0	0	0	1
11/02	at Cincinnati	3	2	1	0	0.0	0	1	0	0
11/09	vs. Dallas	2	2	0	0	1.0	0	0	0	1
BYE WEEK										
11/23	at Indianapolis	3	2	1	0	0.0	0	1	0	0
11/30	vs. N.Y. Giants	3	3	0	0	2.0	1	0	0	2
12/07	vs. Houston	3	1	2	0	0.5	0	0	0	1
12/14	at Baltimore	1	0	1	0	0.0	0	0	0	0
12/18	vs. Tennessee	3	3	0	0	1.0	0	0	0	1
12/28	at Houston	2	2	0	0	0.0	0	0	0	1
2014 totals:		44	35	9	0	8.5	1	1	1	15

2013 GAME-BY-GAME STATISTICS

DATE	GAME	TKL	SOLO	ASST	ST	SACKS	FF	FR	PD	TFL
09/08	vs. Kansas City	3	3	0	0	0.0	0	0	0	0
09/15	at Oakland	2	2	0	0	0.0	0	0	0	1
09/22	at Seattle	2	1	1	0	0.0	0	0	0	0
09/29	vs. Indianapolis	1	1	0	0	0.0	0	0	0	0
10/06	at St. Louis	4	4	0	0	1.0	1	0	2	1
10/13	at Denver	1	10	0	0	0.0	0	1	1	1
10/20	vs. San Diego	3	3	0	0	1.0	0	0	1	1
10/27	vs. San Francisco	1	1	0	0	0.0	0	0	0	0
BYE WEEK										
11/10	at Tennessee	1	1	0	0	0.0	0	0	1	0
11/17	vs. Arizona	1	1	0	0	0.0	0	0	1	1
11/24	at Houston	1	1	0	0	0.0	0	0	2	0
12/01	at Cleveland	3	3	0	0	1.0	1	1	1	0
12/05	vs. Houston	1	1	0	0	0.0	0	0	0	0
12/15	vs. Buffalo	3	3	0	0	1.0	0	1	0	1
12/22	vs. Tennessee	1	1	0	0	0.0	0	0	0	0
12/29	at Indianapolis	5	1	4	0	0.0	0	0	0	0
2013 totals:		33	28	5	0	4.0	2	3	8	6

2012 GAME-BY-GAME STATISTICS

DATE	GAME	TKL	SOLO	ASST	ST	SACKS	FF	FR	PD	TFL
09/09	vs. New England					ina				
09/16	at San Diego					ina				
09/23	vs. Detroit	5	3	2	0	0.0	0	0	0	0
09/30	at Houston	3	1	2	0	0.0	0	0	0	0
10/07	at Minnesota	2	1	1	0	0.0	0	0	0	1
10/11	vs. Pittsburgh	6	4	2	0	0.0	0	0	1	0
10/21	at Buffalo	2	0	2	0	0.0	0	0	0	0
10/28	vs. Indianapolis	3	2	1	0	0.0	0	0	0	0
11/04	vs. Chicago	6	3	3	0	0.0	0	0	0	1
11/11	at Miami	4	1	3	0	1.0	0	0	0	0
BYE WEEK										
11/25	at Jacksonville	5	3	2	0	0.0	0	0	1	0
12/02	vs. Houston	6	4	2	0	0.0	0	0	0	1
12/09	at Indianapolis	6	4	2	0	0.0	0	0	0	0
12/17	vs. N.Y. Jets	4	0	4	0	0.0	1	0	1	0
12/23	at Green Bay	4	2	2	0	0.0	0	0	0	0
12/30	vs. Jacksonville	7	3	4	0	0.5	0	0	0	0
2012 totals:		63	31	32	0	1.5	1	0	3	3

2011 GAME-BY-GAME STATISTICS

DATE	GAME	TKL	SOLO	ASST	ST	SACKS	FF	FR	PD	TFL
09/11	at Jacksonville	2	1	1	0	0.0	0	0	0	1
09/18	vs. Baltimore	2	1	1	0	0.0	0	0	0	0
09/25	vs. Denver	3	2	1	0	0.0	0	0	0	0
10/02	at Cleveland	1	0	1	0	0.0	0	0	0	0
10/09	at Pittsburgh	3	1	2	0	0.0	0	0	0	0
BYE WEEK										
10/23	vs. Houston	2	1	1	0	0.0	0	0	0	1
10/30	vs. Indianapolis	1	0	1	0	0.0	0	0	0	0
11/06	vs. Cincinnati	2	1	1	0	0.0	0	0	0	0
11/13	at Carolina	1	0	1	0	0.5	0	0	0	0
11/20	at Atlanta	5	1	4	0	0.0	0	0	0	0
11/27	vs. Tampa Bay	4	2	2	0	0.0	0	0	0	0
12/04	at Buffalo	3	1	2	0	0.0	1	0	1	0
12/11	vs. New Orleans	1	1	0	0	0.0	0	0	0	0
12/18	at Indianapolis	5	2	3	0	0.0	0	0	0	0
12/24	vs. Jacksonville	5	3	2	0	0.0	0	0	0	1
01/01	at Houston	4	1	3	0	0.0	0	0	0	0
2011 totals:		44	18	26	0	0.5	1	0	1	3

PLAYER BIOS



2010 GAME-BY-GAME STATISTICS

DATE	GAME	TKL	SOLO	ASST	ST	SACKS	FF	FR	PD	TFL
09/12	vs. Oakland	5	2	3	0	0.0	0	0	0	0
09/19	vs. Pittsburgh	7	4	3	0	0.0	0	0	0	0
09/26	at N.Y. Giants	4	3	1	0	0.0	0	0	1	0
10/03	vs. Denver	3	2	1	0	0.0	0	0	0	1
10/10	at Dallas					ina				
10/18	at Jacksonville	3	1	2	0	0.0	0	0	0	0
10/24	vs. Philadelphia	0	0	0	0	0.0	0	0	1	0
10/31	at San Diego	6	1	5	0	0.0	0	0	0	0
	BYE WEEK									
11/14	at Miami	1	1	0	0	0.0	0	0	0	0
11/21	vs. Washington	4	3	1	0	0.0	0	0	0	1
11/28	at Houston	4	3	1	0	0.0	0	0	0	1
12/05	vs. Jacksonville					ina				
12/09	vs. Indianapolis					ina				
12/19	vs. Houston					ina				
12/26	at Kansas City	7	4	3	0	0.0	0	0	1	2
01/02	at Indianapolis	4	1	3	0	0.0	1	0	0	0
2010 totals:		50	27	23	0	0.0	1	0	3	5

Additional statistics: one interception on 9/26 at N.Y. Giants



2009 GAME-BY-GAME STATISTICS

DATE	GAME	TKL	SOLO	ASST	ST	SACKS	FF	FR	PD	TFL
09/10	at Pittsburgh					ina				
09/20	vs. Houston					ina				
09/27	at N.Y. Jets					ina				
10/04	at Jacksonville	1	0	1	0	0.0	0	0	0	0
10/11	vs. Indianapolis	0	0	0	0	0.0	0	0	0	0
10/18	at New England					ina				
	BYE WEEK									
11/01	vs. Jacksonville	0	0	0	0	0.0	0	0	0	0
11/08	at San Francisco					ina				
11/15	vs. Buffalo	6	3	3	0	0.0	0	0	1	0
11/23	at Houston	4	2	2	0	0.0	0	0	0	0
11/29	vs. Arizona					ina				
12/06	at Indianapolis					ina				
12/13	vs. St. Louis	4	1	3	0	0.0	0	0	0	1
12/20	vs. Miami	1	0	1	0	0.0	0	0	0	0
12/25	vs. San Diego	4	2	2	0	0.0	0	0	0	0
01/03	at Seattle	3	1	2	0	1.0	0	0	0	0
2009 totals:		23	9	14	0	1.0	0	0	1	1

PLAYER BIOS

2

JASON MYERS

KICKER


5-10 195 LBS.

MARIST

BORN MAY 12, 1991
CHULA VISTA, CALIFORNIA

ACQ: FREE AGENT 2015

EXP: 2ND YEAR



TRANSACTIONS

Originally signed by Jacksonville as a free agent on 3/3/15

PRO (Games played/started - 27/0)

- Spent time with Arizona and San Jose of the Arena Football League in 2014
- Assumed the team's kicking duties prior to the 2015 season
- Has made 33 of his last 36 FGs (91.7 percent) dating back to 10/11/15 at T.B.

2016 (w/ JAX - 11/0)

- 9/11 vs. G.B.:** Converted on FGs of 26, 39 and 50 yards and made both PATs for 11 total points
- 9/18 at S.D.:** Went 2-for-2 on PATs and missed a 54-yard FG attempt
- 9/25 vs. BAL:** Converted on a 49-yard FG and made two PATs
- 10/2 vs. IND:** Made FGs from 22, 46 and 49 yards and went 3-for-3 on PATs
- 10/16 at CHI:** Converted a 30-yard FG in the fourth quarter and went 2-for-2 on PATs
- 10/23 vs. OAK:** Converted on FGs of 23, 37, and 44 yards and made one his lone PAT for a total of 10 points
- 10/27 at TEN:** Converted two PAT attempts
- 11/6 at K.C.:** Converted two PAT attempts and missed a 54-yard FG attempt
- 11/13 vs. HOU:** Converted FGs of 54 and 44 yards, and made his lone PAT attempt
- 11/20 at DET:** Made FGs from 27 and 52 yards
- 11/27 at BUF:** Converted on all three PAT attempts

2015 (w/ JAX - 16/0)

His 26 made FGs are the fourth-most in a season in franchise history and his 110 points scored (26 FGs, 32 PATs) are the fifth-most in a season in club history ... His 86.7 FG percentage is the highest career FG percentage in Jaguars history (min. 30 attempts) and the highest by a Jaguars first-year player

- 9/13 vs. CAR:** Converted his first NFL kick from 22 yards
- 9/20 vs. MIA:** Went three-for-three on field goal attempts, including a season-long 58-yarder as time expired in the first half and a 28-yard game-winner with 40 seconds remaining in the fourth quarter ... His 58-yard FG was also second-longest in franchise history
- 9/27 at N.E.:** Made a 40-yard FG and went 2-for-2 on PATs
- 10/4 at IND:** Went 2-for-4 on FGs and 1-for-1 on PATs
- 10/11 at T.B.:** Connected on a 31-yard attempt and went 4-for-4 on PATs
- 10/18 vs. HOU:** Went 2-for-3 on PAT attempts
- 10/25 vs. BUF:** Went 4-for-5 on PAT attempts
- 11/8 at NYJ:** Converted on field goal attempts from 45, 39 and 35 yards, and went 2-for-2 on PATs
- 11/15 at BAL:** Converted on 3-of-4 FGs, including the game-winning 53-yarder with no time left on the clock
- 11/19 vs. TEN:** Went 4-for-4 on FGs, converting on attempts from 20, 31, 32 and 36 yards
- 11/29 vs. S.D.:** Went 4-for-4 on FGs, converting on attempts from 22, 27, 28 and 55 yards
- 12/6 at TEN:** Went 3-for-5 on extra point attempts
- 12/13 vs. IND:** Converted on his only FG attempt from 46 yards and went 6-for-7 on extra points
- 12/20 vs. ATL:** Converted on two extra points and a 42-yard field goal
- 12/27 at N.O.:** Converted his only extra point attempt
- 1/3 at HOU:** Converted on field goal attempts from 43 and 34 yards

COLLEGE (at Marist, 2009-12)

- Four-year letterman who also served as team's punter as a senior
- As a senior, made 5 of 10 FGs in final season with a long of 40 yards and averaged 39.0 yards on 56 punts with 16 downed inside the 20

PERSONAL

- Attended Mater Dei Catholic (Calif.) High School
- Four-year letterman in football and soccer and also played baseball
- Named Mesa Kicker of the Year as a senior
- Named South Bay Kicker of the Year as a junior
- Played on the state championship soccer team as a senior and was named San Diego Division IV CIF Player of the Year
- Son of Donny and Mary Myers
- Fiancee: Katie Glomb
- Twitter handle is @JayMy_31

REGULAR SEASON CAREER STATISTICS

YEAR	TEAM	GP	PAT	ATT	FG	FGA	PCT	LG	PTS
2015	JAX	16	32	39	26	30	86.7	58	110
2016	JAX	11	21	22	15	18	83.3	54	56
NFL totals: 2 yrs.		27	53	61	41	48	85.4	58	166

CAREER HIGHS

	GAME	SEASON
PATs made:	6 (12/13/15 vs. IND)	32 (2015)
PAT attempts:	7 (12/13/15 vs. IND)	39 (2015)
Field goals made:	4 (two times, last: 11/29/15 vs. S.D.)	26 (2015)
Field goal attempts:	4 (four times, last: 11/29/15 vs. S.D.)	30 (2015)
Longest field goal:	58 (9/20/15 vs. MIA)	58 (2015)
Points:	13 (two times, last: 11/29/15 vs. S.D.)	110 (2015)

2016 GAME-BY-GAME STATISTICS

DATE	OPP	GP	PAT	ATT	FG	FGA	PCT	LG	PTS
09/11	vs. Green Bay	1	2	2	3	3	100.0	50	11
09/18	at San Diego	1	2	2	0	1	0.0	-	2
09/25	vs. Baltimore	1	2	2	1	2	50.0	49	5
10/02	vs. Indianapolis	1	3	3	3	3	100.0	49	12
BYE WEEK									
10/16	at Chicago	1	2	2	1	1	100.0	30	5
10/23	vs. Oakland	1	1	1	3	3	100.0	44	10
10/27	at Tennessee	1	2	2	0	0	0.0	-	2
11/06	at Kansas City	1	2	2	0	1	0.0	-	2
11/13	vs. Houston	1	1	1	2	2	100.0	54	7
11/20	at Detroit	1	1	2	2	2	100.0	52	7
11/27	at Buffalo	1	3	3	0	0	0.0	-	3
12/04	vs. Denver								
12/11	vs. Minnesota								
12/18	at Houston								
12/24	vs. Tennessee								
01/01	at Indianapolis								
2016 totals:		11	21	22	15	18	83.3	54	59

2015 GAME-BY-GAME STATISTICS

DATE	OPP	GP	PAT	ATT	FG	FGA	PCT	LG	PTS
09/13	vs. Carolina	1	0	1	1	2	50.0	22	3
09/20	vs. Miami	1	2	2	3	3	100.0	58	11
09/27	at New England	1	2	2	1	1	100.0	40	5
10/04	at Indianapolis	1	1	1	2	4	50.0	32	7
10/11	at Tampa Bay	1	4	4	1	1	100.0	31	7
10/18	vs. Houston	1	2	3	0	0	0.0	0	2
10/25	vs. Buffalo	1	4	5	0	0	0.0	0	4
BYE WEEK									
11/08	at N.Y. Jets	1	2	2	3	3	100.0	45	11
11/15	at Baltimore	1	1	1	3	4	75.0	53	10
11/19	vs. Tennessee	1	1	1	4	4	100.0	36	13
11/29	vs. San Diego	1	1	2	4	4	100.0	51	13
12/06	at Tennessee	1	3	5	0	0	0.0	0	3
12/13	vs. Indianapolis	1	6	7	1	1	100.0	46	9
12/20	vs. Atlanta	1	2	2	1	1	100.0	42	5
12/27	at New Orleans	1	1	1	0	0	0.0	0	1
01/03	at Houston	1	0	0	2	2	100.0	43	6
2015 totals:		16	32	39	26	30	86.7	58	110

PLAYER BIOS

91 YANNICK NGAKOUE

DEFENSIVE END

6-2 252 LBS.

MARYLAND

BORN MARCH 31, 1995

BOWIE, MARYLAND

ACQ: 3RD ROUND OF 2016 DRAFT (69TH)

EXP: ROOKIE



TRANSACTIONS

Originally drafted by Jacksonville in the third round (69th overall) of the 2016 NFL Draft

PRO (Games played/started - 11/10)

Made his NFL debut in team's season opener in 2016

2016 (w/ JAX - 11/10)

Leads all NFL rookies with 6.0 sacks

- **9/11 vs. G.B.:** Made two tackles (one solo) in NFL and Jaguars debut
- **9/18 at S.D.:** Made his first career start at LEO and made three tackles (two solo), including his first career sack-fumble in the second quarter
- **9/25 vs. BAL:** Registered his second consecutive game with a sack-fumble ... One of three players to register a sack and a forced fumble in consecutive games this season, joining BUF's **Lorenzo Alexander** and WAS' **Trent Murphy**
- **10/2 vs. IND:** Registered four tackles, including 1.0 sack, as well as his first career interception and third career forced fumble ... Only NFL player this season to register a sack, forced fumble and an interception in the same game
- **10/16 at CHI:** Started at LEO and made 1.0 sack, becoming the first rookie in team history to register a sack in four consecutive games ... Fourth player in Jaguars history to register a sack in four consecutive games (**Tony Brackens, Rob Meier and Gary Walker**)
- **10/23 vs. OAK:** Started at LEO and totaled two solo tackles
- **10/27 at TEN:** Started at LEO and recorded a QB hit
- **11/6 at K.C.:** Started at LEO and made one solo tackle and three QB hits
- **11/13 vs. HOU:** Started at LEO, making one solo tackle and one pass defended
- **11/20 at DET:** Started at LEO and tallied one solo tackle, a five-yard sack of QB **Matthew Stafford**
- **11/27 at BUF:** Started at LEO and picked up his sixth sack of the season, along with two tackles (one solo)

COLLEGE (at Maryland, 2013-15)

- As a senior, selected First Team All-Big Ten by coaches and media
- Set Maryland's single-season sack record (13.5), breaking a record set by Mark Duda (1982) and Bruce Palmer (1978)
- Ranked second nationally in sacks per game
- Appeared in all 13 games as a true freshman

PERSONAL

- Son of Marlene Chantelly
- Honor roll student
- Worked as a volunteer with the homeless and helped mentor children
- Majored in African American studies
- Attended Friendship Collegiate Academy (Washington, D.C.)
- Named a first team Parade All-America and the 2012 D.C. Gatorade Player of the Year
- Rated a four-star recruit by Rivals, No. 11 OLB
- Helped lead the school to the DCSAA title as a senior

REGULAR SEASON CAREER STATISTICS

YEAR	TEAM	GP/GS	TKL	SOLO	ASST	SACKS	FF	FR	PD	TFL
2016	JAX	11/10	18	15	3	6.0	3	0	2	4
NFL totals: 1 yr.		11/10	18	15	3	6.0	3	0	2	4

2016 GAME-BY-GAME STATISTICS

DATE	OPP	TKL	SOLO	ASST	ST	SACKS	FF	FR	PD	TFL
09/11	vs. Green Bay	2	1	1	0	0.0	0	0	0	0
09/18	at San Diego	3	2	1	0	1.0	1	0	0	0
09/25	vs. Baltimore	1	1	0	0	1.0	1	0	0	0
10/02	vs. Indianapolis	4	4	0	0	1.0	1	0	1	1
BYE WEEK										
10/16	at Chicago	1	1	0	0	1.0	0	0	0	1
10/23	vs. Oakland	2	2	0	0	0.0	0	0	0	0
10/27	at Tennessee	0	0	0	0	0.0	0	0	0	0
11/06	at Kansas City	1	1	0	0	0.0	0	0	0	0
11/13	vs. Houston	1	1	0	0	0.0	0	0	1	0
11/20	at Detroit	1	1	0	0	1.0	0	0	0	1
11/27	at Buffalo	2	1	1	0	1.0	0	0	0	1
12/04	vs. Denver									
12/11	vs. Minnesota									
12/18	at Houston									
12/24	vs. Tennessee									
31/01	at Indianapolis									
2016 totals:		18	15	3	0	6.0	3	0	2	4

Additional statistics: One interception on 10/2 vs. IND, seven-yard return

PLAYER BIOS

3

BRAD NORTMAN

PUNTER

6-2 215 LBS.

WISCONSIN

BORN SEPTEMBER 12, 1989

BROOKFIELD, WISCONSIN

ACQ: UFA (CAROLINA) 2016

EXP: FIFTH YEAR



TRANSACTIONS

Originally selected by Carolina in the sixth round (207th overall) of the 2012 NFL Draft ... Signed as an unrestricted free agent by Jacksonville on 3/10/15

PRO (Games played/started - 75/0, 6/0)

- Fifth-year punter has played in Carolina and Jacksonville
- Played in six postseason games, including Super Bowl 50

2016 (w/ JAX - 11/0)

- **9/11 vs. G.B.:** Made Jaguars debut and punted twice for 125 yards (62.5 net avg.) and downed both inside the 5-yard line ... His 67-yard punt is the seventh-longest in franchise history
- **9/18 at S.D.:** Punted four times for 179 yards (44.8 avg.), including downing two punts inside the 20
- **9/25 vs. BAL:** Punted six times for 249 yards (41.5 avg.), including two punts downed inside the 20
- **10/2 vs. IND:** Punted five times for 269 yards (53.8 avg.), including a career-long 78-yard punt in the fourth quarter, the second-longest punt in Jaguars franchise history (Bryan Barker, 83) and longest in the NFL this season ... Had one punt downed inside the 20
- **10/16 at CHI:** Punted five times for 275 yards (55.0 avg.), including a 52.2 net avg. ... Downed two punts inside the 20, including his 100th career punt inside the 20
- **10/23 vs. OAK:** Punted five times for 239 yards (47.8 avg.) including a long punt of 56 yards
- **10/27 at TEN:** Punted six times for 275 yards (45.8 avg.) and downed one punt inside the 20
- **11/6 at K.C.:** Punted four times for 167 yards (41.8 avg.) and downed one punt inside the 20 ... Tallied one special teams tackle
- **11/13 vs. HOU:** Punted three times for 115 yards
- **11/20 at DET:** Punted six times for 245 yards (40.8 avg.) and downed a career-high four punts inside the 20
- **11/27 at BUF:** Punted six times for 273 yards (45.5 avg., 31.7 net avg.), including two punts downed inside the 20 and a long of 61

2015 (w/ CAR - 16/0, 3/0)

Played in all 16 games, including three playoff contests ... Season totals include 70 punts for 3,175 yards (45.4 avg.), including a 39.8 net average ... Downed 20 punts inside the 20

- **9/20 vs. HOU:** Punted five times for 377 yards for a season-best 53.9 average
- **11/15 at TEN:** Punted four times for a season-high 47.3 net average
- **02/07 vs. DEN:** Punted seven times for 315 yards (45.0 avg.) in Super Bowl 50

2014 (w/ CAR - 16/0, 2/0)

Played in all 16 games, including two postseason games ... Generated a gross average of 44.9 yards and net average of 36.5 yards with a career-high 26 punts inside the 20, five touchbacks, two blocks and a long of 72 yards on 72 punts ... Served as holder on extra points and field goals

- **10/19 at G.B.:** Compiled a season-high 53.9-yard gross average, the second highest of his career, on a season-high seven punts
- **11/16 vs. ATL:** Equaled second-longest punt in team history and matched career long with a 72-yard boot ... Produced a season-high 48.3-yard net average
- **1/3 vs. ARI:** Tied team record for the most punts inside the 20 in a postseason game with three

2013 (w/ CAR - 16/0, 1/0)

Played in all 16 games, including one playoff contest ... Set Carolina records with a gross average of 47.8 yards, which ranked second in the NFC and fourth in the NFL, and net average of 41.6 yards, which ranked fourth in the NFC and fifth in the NFL ... Punted 70 times with a career-high 25 inside the 20, five touchbacks and a career long of 72 yards

- **11/24 at MIA:** Established a Carolina single-game record with a 56.7-yard gross average on seven punts ... Uncorked a career-long 72-yard punt, matching the second-longest punt in team history
- **12/22 vs. N.O.:** Generated a season-high net average of 47.0 yards on a season-high eight punts with two inside the 20 ... Pinned the Saints at their 2-yard line and 3-yard line
- Named NFC Special Teams Player of the Month for December, compiling a 48.1 gross average and 44.0-yard net average with eight inside the 20 and had at least one punt longer than 50 yards in all five games

2012 (w/ CAR - 16/0)

Recorded a gross average of 43.0 yards and net average of 36.5 yards with 20 punts inside the 20, seven touchbacks, one block of 63 yards on 76 punts

- **10/7 vs. SEA:** Booted a career-long 63-yard punt
- **11/4 at WAS:** Landed a season-high three punts inside the 20
- **11/11 vs. DEN:** Produced a season-high 50.1-yard gross average on a career-high nine punts
- **12/23 vs. OAK:** Generated a season-high 48.3-yard net average

COLLEGE (at Wisconsin, 2008-11)

- Played in 52 games, taking over the Badgers' punting duties as a freshman
- Generated gross average of 42.1 yards and net average of 36.7 yards with 69 punts inside the 20, 19 touchbacks, four blocks and long of 76 yards on 199 punts, the fourth most in school history
- Gross average ranks as the third highest in UW history
- Thirty five punts traveled more than 50 yards and 53 resulted in fair catches
- Majored in accounting

PERSONAL

- Attended Central High School in Brookfield, Wis.
- Ranked as the No. 4 punter in the nation by Rivals.com and No. 8 by Scout.com
- Parents are William and Jane Nortman
- Married to wife, Lexi
- Twitter handle is @BradNortmanisms



REGULAR SEASON CAREER STATISTICS

YEAR	TEAM	GP	PUNTS	YARDS	GROSS AVG.	FC	NET AVG.	IN 20	LG	BLK
2012	CAR	16	76	3,267	43.0	20	36.5	20	63	1
2013	CAR	16	70	3,344	47.8	13	41.6	25	72	0
2014	CAR	16	72	3,236	44.9	20	36.5	26	72	2
2015	CAR	16	70	3,175	45.4	19	39.8	20	65	0
2016	JAX	11	52	2,411	46.4	10	37.8	17	78	0
NFL totals: 5 yrs.		75	365	16,445	45.1	82	38.2	108	78	3



CAREER HIGHS

	GAME	SEASON
Punts:	9 (11/11/12 vs. Denver)	76 (2012)
Yards:	451 (11/11/12 vs. Denver)	3,344 (2013)
Gross average:	62.5 (9/11/16 vs. Green Bay)	47.8 (2013)
Net average:	62.5 (9/11/16 vs. Green Bay)	41.5 (2013)
Inside the 20:	4 (11/20/16 at Detroit)	26 (2014)
Long:	78 (10/2/16 vs. Indianapolis)	72 (2013 & 2014)



2016 GAME-BY-GAME STATISTICS

DATE	OPP	PUNTS	YARDS	GROSS AVG.	FC	NET AVG.	IN 20	LG	BLK	
09/11	vs. Green Bay	2	125	62.5	0	62.5	2	67	0	
09/18	at San Diego	4	179	44.8	0	39.5	2	56	0	
09/25	vs. Baltimore	6	249	41.5	2	38.2	2	49	0	
10/02	vs. Indianapolis	5	269	53.8	1	46.2	1	78	0	
BYE WEEK										
10/16	at Chicago	5	275	55.0	1	52.2	2	60	0	
10/23	vs. Oakland	5	239	47.8	0	39.6	0	56	0	
10/27	at Tennessee	6	275	45.8	1	41.0	1	60	0	
11/06	at Kansas City	4	167	41.8	1	25.3	1	47	0	
11/13	vs. Houston	3	115	38.3	0	12.7	0	48	0	
11/20	at Detroit	6	245	40.8	3	31.7	4	54	0	
11/27	at Buffalo	6	273	45.5	1	31.7	2	61	0	
12/04	vs. Denver									
12/11	vs. Minnesota									
12/18	at Houston									
12/24	vs. Tennessee									
01/01	at Indianapolis									
2016 totals:		52	2,411	46.4	10	37.8	17	78	0	

Additional statistics: one special teams tackle on 11/6 at K.C.

PLAYER BIOS

2015 GAME-BY-GAME STATISTICS

DATE	OPP	PUNTS	YARDS	GROSS		NET		IN 20	LG	BLK
				AVG.	FC	AVG.	FC			
09/13	at Jacksonville	4	179	44.8	2	37.5	2	56	0	
09/20	vs. Houston	7	377	29.9	0	42.7	0	65	0	
09/27	vs. New Orleans	4	173	43.3	1	22.8	1	55	0	
10/04	at Tampa Bay	4	154	38.5	1	29.8	2	56	0	
BYE WEEK										
10/18	at Seattle	5	243	48.6	1	43.0	1	59	0	
10/25	vs. Philadelphia	4	157	39.3	2	38.8	3	45	0	
11/02	vs. Indianapolis	7	293	41.9	2	39.6	1	61	0	
11/08	vs. Green Bay	6	289	48.2	1	45.2	0	60	0	
11/15	at Tennessee	4	189	47.3	2	47.3	2	63	0	
11/22	vs. Washington	4	207	51.8	1	46.0	1	56	0	
11/26	at Dallas	2	80	40.0	1	36.0	1	58	0	
12/06	at New Orleans	3	114	38.0	1	35.7	1	45	0	
12/13	vs. Atlanta	4	196	49.0	0	46.5	0	65	0	
12/20	at N.Y. Giants	7	318	45.4	3	40.9	1	59	0	
12/27	at Atlanta	3	130	43.3	1	36.7	2	63	0	
01/03	vs. Tampa Bay	2	76	38.0	1	38.0	2	51	0	
2015 totals:		70	3,175	45.4	19	39.8	20	65	0	
01/17	vs. Seattle	5	188	37.6	3	36.0	2	46	0	
01/24	vs. Arizona	3	119	39.7	1	39.0	0	44	0	
02/07	at Denver	7	315	45.0	4	33.4	1	61	0	
Postseason totals:		15	622	41.5	8	35.4	3	61	0	

2014 GAME-BY-GAME STATISTICS

DATE	OPP	PUNTS	YARDS	GROSS		NET		IN 20	LG	BLK
				AVG.	FC	AVG.	FC			
09/07	at Tampa Bay	6	282	47.0	1	37.7	2	54	0	
09/14	vs. Detroit	6	269	44.8	2	36.2	1	57	0	
09/21	vs. Pittsburgh	4	210	52.5	0	43.3	2	65	0	
09/28	at Baltimore	4	194	48.5	2	39.0	0	58	0	
10/05	vs. Chicago	5	241	48.2	1	38.2	2	62	0	
10/12	at Cincinnati	1	38	38.0	0	38.0	0	38	0	
10/29	at Green Bay	7	377	42.7	0	42.7	2	67	0	
10/26	vs. Seattle	2	78	39.0	1	39.0	1	47	0	
10/30	vs. New Orleans	6	253	41.8	4	41.8	3	58	0	
11/10	at Philadelphia	7	333	35.4	2	35.4	1	59	0	
11/16	vs. Atlanta	6	214	35.7	2	35.7	3	42	0	
BYE WEEK										
11/30	at Minnesota	4	146	16.8	0	16.8	1	43	2	
12/07	at New Orleans	4	158	22.5	0	22.5	2	49	0	
12/14	vs. Tampa Bay	3	99	33.0	3	33.0	3	37	0	
12/21	vs. Cleveland	4	199	43.8	2	43.8	1	60	0	
12/28	at Atlanta	3	145	48.3	0	48.8	2	72	0	
2014 totals:		72	3,236	44.9	20	37.5	26	72	2	
01/03	vs. Arizona	4	149	37.3	2	32.3	3	49	0	
01/10	at Seattle	4	157	39.3	3	37.0	1	48	0	
Postseason totals:		8	306	38.2	5	34.6	4	49	0	

2013 GAME-BY-GAME STATISTICS

DATE	OPP	PUNTS	YARDS	GROSS		NET		IN 20	LG	BLK
				AVG.	FC	AVG.	FC			
09/08	vs. Seattle	5	239	47.8	0	38.2	2	57	0	
09/15	at Buffalo	5	257	51.4	2	43.6	3	62	0	
09/22	vs. N.Y. Giants	2	97	48.5	0	38.5	0	49	0	
BYE WEEK										
10/06	at Arizona	4	195	48.8	0	38.8	1	63	0	
10/13	at Minnesota	3	99	33.0	2	33.0	3	34	0	
10/20	vs. St. Louis	3	154	51.3	0	42.7	1	56	0	
10/24	at Tampa Bay	4	216	43.2	1	42.0	3	59	0	
11/03	vs. Atlanta	3	128	42.7	1	37.3	2	57	0	
11/10	at San Francisco	7	320	45.7	0	37.9	2	65	0	
11/18	vs. New England	2	87	43.5	1	37.0	0	50	0	
11/24	at Miami	7	397	56.7	0	46.6	0	72	0	
12/01	vs. Tampa Bay	3	138	46.0	2	46.0	1	55	0	
12/08	at New Orleans	5	227	45.4	1	42.0	1	57	0	
12/15	vs. N.Y. Jets	2	92	46.0	0	46.0	1	52	0	
12/22	vs. New Orleans	8	406	50.8	1	47.0	2	60	0	
12/29	at Atlanta	6	292	48.7	2	39.7	3	64	0	
2013 totals:		70	3,344	47.8	13	41.6	25	72	0	
01/12	vs. San Francisco	2	84	42.0	2	42.0	1	51	0	
Postseason totals:		2	84	42.0	2	42.0	1	51	0	

2012 GAME-BY-GAME STATISTICS

DATE	OPP	PUNTS	YARDS	GROSS		NET		IN 20	LG	BLK
				AVG.	FC	AVG.	FC			
09/09	at Tampa Bay	5	199	39.8	3	33.2	2	47	1	
09/16	vs. New Orleans	5	229	45.8	1	35.8	2	58	0	
09/20	vs. N.Y. Giants	3	125	41.7	1	33.0	1	44	0	
09/30	at Atlanta	6	271	45.2	3	42.3	2	49	0	
10/07	vs. Seattle	7	318	45.4	0	39.9	2	63	0	
BYE WEEK										
10/21	vs. Dallas	6	248	41.3	2	38.5	2	55	0	
10/28	at Chicago	3	77	25.7	0	22.0	0	36	0	
11/04	at Washington	5	161	32.2	0	33.0	3	49	0	
11/11	vs. Denver	9	451	50.1	1	36.2	1	59	0	
11/18	vs. Tampa Bay	6	274	45.7	1	39.8	1	55	0	
11/26	at Philadelphia	5	188	37.6	3	31.2	0	44	0	
12/02	at Kansas City	4	184	46.0	2	39.5	1	51	0	
12/09	vs. Atlanta	2	88	44.0	1	34.0	1	58	0	
12/16	at San Diego	4	158	39.5	2	28.8	1	44	0	
12/23	vs. Oakland	4	195	48.8	0	48.3	1	55	0	
12/30	at New Orleans	2	101	50.5	0	41.0	0	54	0	
2012 totals:		76	3,267	43.0	7	37.0	20	63	1	

PLAYER BIOS

75 JARED ODRICK

DEFENSIVE LINEMAN

6-5 305 LBS.

PENN STATE

BORN DECEMBER 31, 1987

LEBANON COUNTY, PENNSYLVANIA

ACQ: UNRESTRICTED FREE AGENT (MIAMI) 2015

EXP: 7TH YEAR



TRANSACTIONS

Originally drafted by Miami in the first round (28th overall) of the 2010 draft ... Signed by Jacksonville as an unrestricted free agent on 3/11/15

PRO (Games played/started - 87/63)

- Seventh-year DL joined Jacksonville prior to the 2015 season
- Spent first five seasons (2010-14) with Miami

2016 (w/ JAX - 6/6)

- 9/11 vs. G.B.:** Made five tackles (three solo) and one sack in team's season opener
- 9/18 at S.D.:** Started at DE
- 9/25 vs. BAL:** Inactive (elbow)
- 10/2 vs. IND:** Inactive (elbow)
- 10/16 at CHI:** Returned to the starting lineup at DE and made three tackles (two solo)
- 10/23 vs. OAK:** Started at DE
- 10/27 at TEN:** Inactive (quad)
- 11/6 at K.C.:** Inactive (ankle)
- 11/13 vs. HOU:** Started at DE and made one solo tackle
- 11/20 at DET:** Started at DE and had three solo tackles, one pass defended and one forced fumble
- 11/27 at BUF:** Inactive (shoulder)

2015 (w/ JAX - 16/16)

Started and played in all 16 games and led the team with 5.5 sacks ... Totaled 29 tackles (23 solo), including 10 tackles for loss, three passes defended and one forced fumble

- 9/13 vs. CAR:** Made three tackles (three solo) in Jaguars debut
- 9/20 vs. MIA:** Made two solo tackles, one sack, one pass defended and one forced fumble
- 9/27 at N.E.:** Made two solo tackles, including a tackle for loss
- 10/11 at T.B.:** Recorded three tackles (one solo) and two QB hurries
- 11/8 at NYJ:** Made two tackles (one solo), including one sack
- 11/19 vs. TEN:** Made a season-high four solo tackles, including two tackles for loss and one sack
- 11/29 vs. S.D.:** Had one solo tackle, including a tackle for loss and sack in his 75th consecutive game played
- 12/13 vs. IND:** Started at DE and made two tackles (two solo), including one tackle for loss
- 12/20 vs. ATL:** Recorded three solo tackles, including two tackles for loss, one sack, and one pass defended that resulted in a LB **Paul Posluszny** interception in the third quarter
- 1/3 at HOU:** Played in his 80th consecutive game and totaled four tackles (two solo) ... Credited with 0.5 sacks

2014 (w/ MIA - 16/16)

Started all 16 games for the first time in his career ... Played in all 16 games for the fourth consecutive season ... Totaled 29 tackles (23 solo), one sack, three tackles for loss, one forced fumble and one fumble recovery ... Part of Miami defense that ranked 12th in the NFL

- 9/21 vs. K.C.** Registered his only sack of the season and forced one fumble

2013 (w/ MIA - 16/5)

Played in all 16 games (five starts) ... Posted a career-high 42 tackles (33 solo), 4.5 sacks, nine tackles for loss and two passes defended

- 10/6 vs. BAL:** Posted a season-high six tackles (five solo)
- 10/27 at N.E.:** Registered a career-high 2.0 sacks, the only multi-sack game of his career
- 11/24 vs. CAR:** Started at RDE and made two solo tackles

2012 (w/ MIA - 16/12)

Appeared in all 16 games (12 starts) for the second consecutive season ... Season totals include 35 tackles (26 solo), 5.0 sacks, a career-high 12 tackles for loss and two passes defended ... Started the first nine games of the season at LDE

- Registered at least a half-sack in three consecutive games on **9/23 vs. NYJ** (0.5), **9/30 at ARI** (1.0) and **10/7 at CIN** (0.5)
- Posted a sack in back-to-back games on **12/9 at S.F.** and on **12/16 vs. JAX**

2011 (w/ MIA - 16/7)

Appeared in all 16 games (seven starts) for the first time in his career ... Posted a career-high 6.0 sacks ... Season totals include 22 tackles (20 solo), five tackles for

loss, two passes defended and one forced fumble

- 9/12 vs. N.E.:** Intercepted the only pass of his career in the season-opener
- 10/2 at S.D.:** Posted 1.0 sack
- Posted 1.0 sack in three consecutive games on **11/6 at K.C.**, on **11/13 vs. WAS** and on **11/20 vs. BUF**
- 1/1/12 vs. NYJ:** Finished the season with two solo tackles, including 1.0 sack on in the season finale

2010 (w/ MIA - 1/1)

- 9/12 at BUF:** Made his NFL debut in the season-opener on and started at RDE ... Finished with one solo tackle before suffering a leg injury ... Placed on injured reserve on Oct. 22

COLLEGE (at Penn State, 2006-09)

- Four-year letterman (2006-2009) and three-year starter at Penn State
- Career totals included 104 tackles (47 solo), 14.5 sacks and 25.5 tackles for loss
- As a senior in 2009, started all 13 games and was named a first-team All-America selection, first-team All-Big Ten selection and the coaches' Big Ten Defensive Player of the Year, becoming the first defensive lineman to win the honor since 1993
- Fourth player in school history to win Big Ten Defensive Player of the Year
- Majored in sociology

PERSONAL

- Attended Lebanon (Pa.) High School where he was a Parade and U.S. Army All-America selection as a senior
- First-team All-State and Big 33 selection
- Totaled 70 tackles, 5.0 sacks and 10 tackles for loss as a senior in 2005
- Registered 80 tackles, 8.0 sacks and 18 tackles for loss as a junior in 2004, in addition to playing on the offensive line
- Also lettered in basketball and track and field
- Full name is Jared Taylor Odrick
- Twitter handle is @JaredOdrick

REGULAR SEASON CAREER STATISTICS

YEAR	TEAM	GP/GS	TKL	SOLO	ASST	SACKS	FF	FR	PD	TFL	INT
2010	MIA	1/1	1	1	0	0.0	0	0	0	1	0
2011	MIA	16/7	22	20	2	6.0	1	0	2	5	1
2012	MIA	16/12	35	26	9	5.0	0	0	2	12	0
2013	MIA	16/5	42	33	9	4.5	1	0	2	9	0
2014	MIA	16/16	29	23	6	1.0	1	1	5	3	0
2015	JAX	16/16	29	23	6	5.5	1	0	3	10	0
2016	JAX	6/6	12	9	3	1.0	1	0	1	0	0
NFL totals: 7 yrs.		87/63	170	135	35	23.0	5	1	15	40	1

CAREER HIGHS

	GAME	SEASON
Tackles:	6 (10/6/13 vs. BAL)	42 (2013)
Sacks:	2.0 (10/27/13 at N.E.)	6.0 (2011)
Forced fumbles:	1 (five times; last: 11/20/16 at DET)	1 (2011, 2013-15)
Fumble recoveries:	1 (11/2/14 vs. S.D.)	1 (2014)
Passes defended:	2 (10/12/14 vs. G.B.)	5 (2014)
Tackles for loss:	4 (9/30/13 at N.O.)	12 (2012)
Interceptions:	1 (9/12/11 vs. N.E.)	1 (2011)

2016 GAME-BY-GAME STATISTICS

DATE	OPP	TKL	SOLO	ASST	ST	SACKS	FF	FR	PD	TFL	
09/11	vs. Green Bay	5	3	2	0	1.0	0	0	0	0	
09/18	at San Diego	0	0	0	0	0.0	0	0	0	0	
09/25	vs. Baltimore					ina					
10/02	vs. Indianapolis					ina					
BYE WEEK											
10/16	at Chicago	3	2	1	0	0.0	0	0	0	0	
10/23	vs. Oakland	0	0	0	0	0.0	0	0	0	0	
10/27	at Tennessee					ina					
11/06	at Kansas City					ina					
11/13	vs. Houston	1	1	0	0	0.0	0	0	0	0	
11/20	at Detroit	3	3	0	0	0.0	1	0	1	0	
11/27	at Buffalo					ina					
12/04	vs. Denver										
12/11	vs. Minnesota										
12/18	at Houston										
12/24	vs. Tennessee										
01/01	at Indianapolis										
2016 totals:		12	9	3	0	1.0	1	0	1	0	

PLAYER BIOS



2015 GAME-BY-GAME STATISTICS

DATE	OPP	TKL	SOLO	ASST	SACKS	FF	FR	PD	TFL	INT
09/13	vs. Carolina	3	3	0	0.0	0	0	0	0	0
09/20	vs. Miami	2	2	0	1.0	1	0	1	0	0
09/27	at New England	2	2	0	0.0	0	0	0	1	0
10/04	at Indianapolis	1	0	1	0.0	0	0	0	0	0
10/11	at Tampa Bay	3	1	2	0.0	0	0	0	0	0
10/18	vs. Houston	0	0	0	0.0	0	0	1	0	0
10/25	vs. Buffalo	0	0	0	0.0	0	0	0	0	0
BYE WEEK										
11/08	at N.Y. Jets	2	1	1	1.0	0	0	0	1	0
11/15	at Baltimore	1	1	0	0.0	0	0	0	1	0
11/19	vs. Tennessee	4	4	0	1.0	0	0	0	2	0
11/29	vs. San Diego	1	1	0	1.0	0	0	0	1	0
12/06	at Tennessee	1	1	0	0.0	0	0	0	1	0
12/13	vs. Indianapolis	2	2	0	0.0	0	0	0	1	0
12/20	vs. Atlanta	3	3	0	1.0	0	0	1	2	0
12/27	at New Orleans	0	0	0	0.0	0	0	0	0	0
01/03	at Houston	4	2	2	0.5	0	0	0	0	0
2015 totals:		29	23	6	5.5	1	0	3	10	0



2014 GAME-BY-GAME STATISTICS

DATE	OPP	TKL	SOLO	ASST	SACKS	FF	FR	PD	TFL	INT
09/07	vs. New England	3	3	0	0.0	0	0	0	0	0
09/14	at Miami	3	1	2	0.0	0	0	0	0	0
09/21	vs. Kansas City	1	1	0	1.0	1	0	0	0	0
09/28	at Oakland	1	1	0	0.0	0	0	1	0	0
BYE WEEK										
10/12	vs. Green Bay	1	1	0	0.0	0	0	2	0	0
10/19	at Chicago	0	0	0	0.0	0	0	0	0	0
10/26	at Jacksonville	2	1	1	0.0	0	0	0	0	0
11/02	vs. San Diego	0	0	0	0.0	0	1	0	0	0
11/09	at Detroit	1	1	0	0.0	0	0	0	0	0
11/13	vs. Buffalo	1	1	0	0.0	0	0	1	1	0
11/23	at Denver	1	1	0	0.0	0	0	0	0	0
12/01	at N.Y. Jets	3	2	1	0.0	0	0	0	0	0
12/07	vs. Baltimore	4	3	1	0.0	0	0	0	0	0
12/14	at New England	1	0	1	0.0	0	0	1	0	0
12/21	vs. Minnesota	3	3	0	0.0	0	0	0	0	0
12/28	vs. N.Y. Jets	4	4	0	0.0	0	0	0	2	0
2014 totals:		29	23	6	1.0	1	1	5	3	0



2013 GAME-BY-GAME STATISTICS

DATE	OPP	TKL	SOLO	ASST	SACKS	FF	FR	PD	TFL	INT
09/08	at Cleveland	1	1	0	0.0	0	0	0	0	0
09/15	at Indianapolis	2	1	1	0.0	0	0	0	0	0
09/22	vs. Atlanta	2	2	0	0.0	0	0	0	0	0
09/30	at New Orleans	5	4	1	1.0	0	0	0	4	0
10/06	vs. Baltimore	6	5	1	0.0	0	0	1	0	0
BYE WEEK										
10/20	vs. Buffalo	2	2	0	0.0	0	0	0	1	0
10/27	at New England	4	2	2	2.0	0	0	0	2	0
10/31	vs. Cincinnati	1	0	1	0.5	0	0	0	0	0
11/11	at Tampa Bay	4	4	0	0.0	0	0	0	0	0
11/17	vs. San Diego	2	2	0	1.0	0	0	1	1	0
11/24	vs. Carolina	2	2	0	0.0	0	0	0	1	0
12/01	at N.Y. Jets	1	0	1	0.0	0	0	0	0	0
12/08	at Pittsburgh	2	1	1	0.0	0	0	0	0	0
12/15	vs. New England	1	0	1	0.0	0	0	0	0	0
12/22	at Miami	5	4	1	0.0	1	0	0	0	0
12/29	vs. N.Y. Jets	2	0	2	0.0	0	0	0	0	0
2013 totals:		42	33	9	4.5	1	0	2	9	0



2012 GAME-BY-GAME STATISTICS

DATE	OPP	TKL	SOLO	ASST	SACKS	FF	FR	PD	TFL	INT
09/09	at Houston	2	0	2	0.0	0	0	0	0	0
09/16	vs. Oakland	1	0	1	0.0	0	0	0	0	0
09/23	vs. N.Y. Jets	2	1	1	0.5	0	0	0	0	0
09/30	at Arizona	3	3	0	1.0	0	0	0	1	0
10/07	at Cincinnati	2	0	2	0.0	0	0	0	0	0
10/13	vs. St. Louis	2	0	2	0.0	0	0	1	1	0
BYE WEEK										
10/28	at N.Y. Jets	2	0	2	0.0	0	0	0	0	0
11/04	at Indianapolis	4	3	1	0.0	0	0	0	1	0
11/11	vs. Tennessee	1	1	0	0.0	0	0	0	1	0
11/15	at Buffalo	3	1	2	0.0	0	0	0	1	0
11/25	vs. Seattle	4	4	0	1.0	0	0	0	2	0
12/02	vs. New England	1	1	0	0.0	0	0	0	0	0
12/09	at San Francisco	4	3	1	1.0	0	0	0	1	0
12/16	vs. Jacksonville	2	2	0	1.0	0	0	0	1	0
12/23	vs. Buffalo	1	1	0	0.0	0	0	0	0	0
12/30	at Miami	1	1	0	0.0	0	0	0	1	0
2012 totals:		35	26	9	5.0	0	0	2	12	0



2011 GAME-BY-GAME STATISTICS

DATE	OPP	TKL	SOLO	ASST	SACKS	FF	FR	PD	TFL	INT
09/12	vs. New England	2	2	0	0.0	0	0	1	0	1
09/18	vs. Houston	3	2	1	0.0	0	0	0	0	0
09/25	at Cleveland	0	0	0	0.0	0	0	0	0	0
10/02	at San Diego	2	2	0	0.0	1	0	0	1	0
BYE WEEK										
10/17	at N.Y. Jets	0	0	0	0.0	0	0	0	0	0
10/23	vs. Denver	3	3	0	1.0	0	0	0	1	0
10/30	at N.Y. Giants	0	0	0	0.0	0	0	0	0	0
11/06	at Kansas City	1	1	0	1.0	0	0	0	0	0
11/13	vs. Washington	1	1	0	1.0	0	0	0	1	0
11/20	vs. Buffalo	3	2	1	1.0	0	0	0	1	0
11/24	at Dallas	0	0	0	0.0	0	0	0	0	0
12/04	vs. Oakland	0	0	0	0.0	0	0	0	0	0
12/11	vs. Philadelphia	2	2	0	0.0	0	0	1	0	0
12/18	at Buffalo	2	2	0	1.0	0	0	0	1	0
12/24	at Miami	1	1	0	0.0	0	0	0	0	0
01/01	vs. N.Y. Jets	2	2	0	1.0	0	0	0	0	0
2011 totals:		22	20	2	6.0	1	0	2	5	1



2010 GAME-BY-GAME STATISTICS

DATE	OPP	TKL	SOLO	ASST	SACKS	FF	FR	PD	TFL	INT
09/12	at Buffalo	1	1	0	0.0	0	0	0	0	0
09/19	at Minnesota	ina								
09/26	vs. N.Y. Jets	ina								
10/04	vs. New England	ina								
BYE WEEK										
10/17	at Green Bay	ina								
10/24	vs. Pittsburgh	ina								
10/31	at Cincinnati	ina								
11/07	at Baltimore	ina								
11/14	vs. Tennessee	ina								
11/18	vs. Chicago	ina								
11/28	at Oakland	IR								
12/05	vs. Cleveland	IR								
12/12	at N.Y. Jets	IR								
12/19	vs. Buffalo	IR								
12/26	vs. Detroit	IR								
01/02	at New England	IR								
2010 totals:		1	1	0	0.0	0	0	0	0	0

PLAYER BIOS

78 JERMEY PARNELL

OFFENSIVE TACKLE

6-6 315 LBS.

MISSISSIPPI

BORN JULY 20, 1986

BLYTHEVILLE, ARKANSAS

ACQ: UNRESTRICTED FREE AGENT (DALLAS) 2015

EXP: 6TH YEAR



TRANSACTIONS

Originally signed by New Orleans as an undrafted rookie on 5/4/09 ... Waived on 9/4/09 ... Signed by New Orleans to the practice squad on 9/6/09 ... Waived on 9/4/10 ... Claimed off waivers by Miami on 9/5/10 ... Waived on 9/25/10 ... Signed by New Orleans to the practice squad on 9/28/10 ... Signed by Dallas to the 53-man roster on 10/24/10 ... Signed by Jacksonville as an unrestricted free agent on 3/11/15

PRO (Games played/started - 80/33)

- Sixth-year OT spent time with New Orleans, Miami and Dallas before signing with Jacksonville on 3/11/15
- Blocked for NFL's leading rusher RB **DeMarco Murray** in 2014 and did not allow a sack at RT
- Began career as an undrafted free agent with New Orleans in 2009

2016 (w/ JAX - 11/11)

- **9/11 vs. G.B.:** Started at RT in his 70th career game
- **9/18 at S.D.:** Started at RT
- **9/25 vs. BAL:** Started at RT
- **10/2 vs. IND:** Started at RT and played in all 72 offensive snaps, helping the team rush for 136 yards
- **10/16 at CHI:** Started at RT
- **10/23 vs. OAK:** Started at RT
- **10/27 at TEN:** Started at RT
- **11/6 at K.C.:** Started at RT, helping the team rush for a season-high 205 yards
- **11/13 vs. HOU:** Started at RT
- **11/20 at DET:** Started at RT and was part of an offensive line that did not allow a sack
- **11/27 at BUF:** Started at RT and helped the team rush for 183 yards

2015 (w/ JAX - 15/15)

Played in 15 games with a career-high 15 starts at RT

- **9/13 vs. CAR:** Made his Jaguars debut at RT in team's season opener
- **9/20 vs. MIA:** Started at RT, helped the Jaguars rush for 123 yards and did not allow a sack
- **10/4 at IND:** Started at RT, helping RB **T.J. Yeldon** rush for 100+ yards
- **10/25 vs. BUF:** Started at RT, helping RB T.J. Yeldon rush for a season-high 115 yards
- **12/13 vs. IND:** Started at RT, helping the Jaguars rush for a season-high 154 yards

2014 (w/ DAL - 16/5)

Appeared in all 16 games with a career-high five starts at RT ... Also saw time on special teams and as extra OL in jumbo packages ... Had only one penalty for five yards ... Did not allow a sack ... Part of OL that ranked ninth in the NFL with 30 sacks allowed ... Blocked for Pro Bowl QB **Tony Romo** who led NFL in passer rating (113.2), completion percentage (69.9) and yards-per-attempt (8.52) ... Part of OL that blocked for NFL rushing leader RB **DeMarco Murray** who set franchise record with 1,845 rushing yards and NFL-high 2,261 yard from scrimmage ... Cowboys finished season ranked second in rushing yards per game (147.1)

- **10/19 vs. NYG:** Made first start of the season in place of OL **Doug Free** and blocked for DeMarco Murray's seventh consecutive 100-yard game, the first player in NFL history with seven straight 100-yard games to open a season
- **1/4 vs. DET:** Made postseason debut with a start at RT

2013 (w/ DAL - 16/1)

Played in all 16 games for the second consecutive season and made one start ... Saw most of his action in jumbo packages and on special teams

2012 (w/ DAL - 16/1)

Saw action in all 16 games for the first time in his career ... Rotated series at RT with Doug Free for the last two months of the season

- **11/22 vs. WAS:** Made first career start

2011 (w/ DAL - 6/0)

Saw action in six games, mainly on special teams

2010 (w/ MIA - 0/0; w/ DAL - 0/0)

Spent the preseason with New Orleans before he was waived on final cuts ... Was claimed off waivers by Miami on Sept. 5 and waived on Sept. 25 ... Signed by New Orleans to practice squad on Sept. 28 before he was signed to Dallas' 53-man roster

on Oct. 14 ... Was inactive for all 12 games with the Cowboys

2009 (w/ NO - ps)

Spent the entire regular season on New Orleans' practice squad after signing as a rookie free agent

COLLEGE (at Mississippi, 2006-09)

- Played only one season of collegiate football
- Saw action as a senior for the first time since eighth grade and played in five games as a defensive lineman
- Was a four-year letterman for the Rebels basketball team
- Played in 30 games with seven starts as a senior, averaging 3.7 points and 3.3 rebounds while ranking second on the team with 22 blocked shots
- Majored in art

PERSONAL

- Attended Gosnell High School in Arkansas
- Two-time first-team all-state selection in basketball
- Averaged 21 points, 13 rebounds, five assists and four blocks a game as a senior
- Played summer basketball in China in 2005 and 2006, and also played AAU for the Arkansas Wings

PLAYER BIOS

51

PAUL POSLUSZNY



LINEBACKER

6-2 240 LBS.


PENN STATE

BORN OCTOBER 10, 1984

ALTIQUIPPA, PENNSYLVANIA

ACQ: UNRESTRICTED FREE AGENT (BUFFALO) 2011

EXP: 10TH YEAR



muscle in the second half

- **10/21:** Placed on injured reserve

2013 (w/ JAX - 15/15)

Replaced injured LB **NaVarro Bowman** on the Pro Bowl roster ... Started 15 games at LB and led the Jaguars for the third consecutive season with 161 tackles (121 solo) and tied for team lead with two INTs ... The 161 tackles ranked second in the NFL ... Added a career-high 3.0 sacks and 10 passes defended along with six tackles for loss, two forced fumbles, one fumble recovery and seven QB pressures ... Played 1,038 snaps, the second-most on the team

- **9/15 at OAK:** Posted nine tackles, one sack, one QB hit and one pass defended ... Sacked QB **Terrelle Pryor** in the fourth quarter
- **9/22 at SEA:** Registered a game-high 12 tackles (five solo) along with an INT, one tackle for loss and one pass defended ... Intercepted QB **Russell Wilson** in the third quarter to set up a Jaguars TD
- **10/13 at DEN:** Intercepted QB **Peyton Manning** with 36 seconds remaining in the first half and returned it 59 yards for his first career TD ... Marked the fourth-longest return in team history and longest by a LB
- **10/20 vs. S.D.:** Totaled a season-high 14 tackles (13 solo)
- **10/27 vs. S.F.:** Made a team-high 12 tackles (10 solo)
- **11/10 at TEN:** Forced a fumble of RB **Chris Johnson** on the first play from scrimmage and recovered it to set up a Jaguars TD
- **11/17 vs. ARI:** Inactive (concussion), marking first missed game as a Jaguar
- **11/24 at HOU:** Returned to the lineup and posted a game-high 14 tackles (11 solo) along with two tackles for loss, one QB hit and one pass defended
- **12/1 at CLE:** Paced team with 11 tackles (seven solo), two tackles for loss, a half sack,

one QB hit and one pass defended. Split a sack with DE **Jason Babin** in the third quarter

- **12/5 vs. HOU:** Posted double-digit tackles for the third straight game, finishing with a team-high 13 stops (10 solo) along with one tackle for loss and one QB hit
- **12/15 vs. BUF:** Led team with 13 tackles (nine solo) including a sack of QB **E.J. Manuel** in the first quarter ... Set single-season career-high for sacks (2.5)
- **12/22 vs. TEN:** Talled a game-high 13 tackles (10 solo), his fifth straight game with double-digit tackles ... Split a sack of QB **Ryan Fitzpatrick** with DT **Abry Jones** in the first quarter

2012 (w/ JAX - 16/16)

Started all 16 games for the second consecutive season and third time overall ... Led team with a single-season franchise record 231 tackles, surpassing the previous mark of 230 set by LB **Hardy Nickerson** in 2001 ... Matched his career-high two sacks and three INTs ... Added two forced fumbles and four passes defended ... Had double-digit tackles in 15 of 16 games

- **9/9 at MIN:** Registered 16 tackles (10 solo) with one tackle for loss
- **9/16 vs. HOU:** Logged 17 tackles (10 solo) with one tackle for loss
- **9/23 at IND:** Intercepted a QB **Andrew Luck** pass in the third quarter and returned it 13 yards before a lateral to S **Dawan Landry** added nine yards
- **11/4 vs. DET:** Led team with 17 tackles (12 solo)
- **11/18 at HOU:** Forced an RB **Arian Foster** fumble in the third quarter, intercepted QB **Matt Schaub** in the fourth quarter and finished with a team-high 18 tackles
- **11/25 vs. TEN:** Caused a RB **Chris Johnson** fumble in the fourth quarter
- **12/2 at BUF:** Intercepted QB **Ryan Fitzpatrick** in the second quarter and made a team-high 13 tackles (five solo) with two QB pressures
- **12/9 vs. NYJ:** Totaled a team-high 17 tackles (10 solo)
- **12/16 at MIA:** Registered a career-high 21 tackles (15 solo), tied for the fifth-most in franchise history
- **12/23 vs. N.E.:** Had 11 tackles (eight solo) with two QB pressures
- **12/30 at TEN:** Totaled 13 tackles (nine solo) with a career-high two sacks, two tackles for loss and one pass defended

2011 (w/ JAX - 16/16)

Started all 16 games at MLB in his first season with the Jaguars ... Led club with 192 tackles (132 solo) and ranked second with nine tackles for loss ... The 192 tackles ranked as second-most in franchise history and marked his fourth straight season with 100-plus tackles ... Tied for the team-lead with two INTs ... Added seven QB pressures, one forced fumble, two passes defended and two sacks ... Played major role on defense that ranked sixth in the NFL (313.0-yard average), the highest ranking for the club since 2006 (2nd) ... Recorded double-digit tackles in 11 of 16 games

- **9/11 vs. TEN:** Did not miss a snap and had four tackles and one pass defended in his Jaguars debut
- **9/18 at NYJ:** Led team with 14 tackles
- **10/2 vs. N.O.:** Posted a team-high 16 tackles (13 solo) along with one sack, one tackle for loss and one pass defended
- **10/9 vs. CIN:** Talled a team-high 15 tackles while not missing a snap
- **10/16 at PIT:** Returned to home state and registered a career-high 19 tackles and one tackle for loss
- **10/30 at HOU:** Paced team with 15 tackles (eight solo), one tackle for loss and one QB pressure
- **11/13 at IND:** Intercepted QB **Curtis Painter** in the fourth quarter and split a sack with DL **John Chick** of Painter in the second quarter ... Totaled 11 tackles (eight solo) and one tackle for loss
- **11/20 at CLE:** Split a sack with DL **Matt Roth** in the third quarter and led team with 13 tackles (six solo)
- **11/27 vs. HOU:** Forced a fumble by RB **Arian Foster** in the first quarter that was scooped up by CB **Ashton Youboty** and returned 38 yards for a TD

TRANSACTIONS

Originally drafted by Buffalo in the second round (34th overall) of the 2007 draft ... Signed by Jacksonville as an unrestricted free agent on 7/29/11

PRO (Games played/started - 124/124)

- Tenth-year LB has started 124 career games and is in his sixth season with the Jaguars
- Has registered 877 tackles as a Jaguar, the second-most in franchise history
- Voted to Pro Bowl in 2013
- Owns two of the four highest tackle totals in Jaguars history as he compiled 192 tackles in 2011, the fourth-most for a season

2016 (w/ JAX - 11/11)

- **9/11 vs. G.B.:** Made five tackles (four solo) at MLB in the team's season opener
- **9/18 at S.D.:** Started at MLB and tallied a team-high 11 tackles (six solo)
- **9/25 vs. BAL:** Posted a team-high 12 tackles (10 solo) and his 15th career INT
- **10/2 vs. IND:** Started at MLB and recorded seven tackles (five solo) and a tackle for a loss ... Posted his second career multi-sack game (1.5 sacks)
- **10/16 at CHI:** Led the team with 11 tackles (10 solo), including one tackle for loss
- **10/23 vs. OAK:** Finished second on the team with eight tackles (seven solo), including one tackle for loss
- **10/27 at TEN:** Finished third on the team with 10 tackles (six solo)
- **11/6 at K.C.:** Led the team with 10 tackles (six solo) and registered one QB hit
- **11/13 vs. HOU:** Started at MLB and tallied five tackles (four solo)
- **11/20 at DET:** Started at MLB and made six tackles (five solo), including one tackle for loss
- **11/27 at BUF:** Started at MLB and tallied six tackles (five solo), including two tackles for loss

2015 (w/ JAX - 14/14)

Started and played in 14 games, missing two games because of ankle and hand injuries ... Led the team with 133 tackles (103 solo), the seventh time in the last eight seasons that he's tallied 100+ tackles ... Tied for the team lead (LB **Telvin Smith**) with 13 tackles for loss, the most by a Jaguars LB since LB **Kevin Hardy's** 13 tackles for loss in 1999 ... Tied a career-high with three INTs

- **9/13 vs. CAR:** In his 100th game and start, made nine tackles (eight solo) and recorded a 19-yard interception return in the second quarter
- **9/20 vs. MIA:** Made seven solo tackles and registered one QB hurry
- **9/27 at N.E.:** Made a game-high 18 tackles (14 solo)
- **10/18 vs. HOU:** Made 10 tackles (nine solo), including two tackles for loss
- **10/25 vs. BUF:** Made seven tackles (six solo), including one tackle for loss ... Added his 13th career interception
- **11/8 at NYJ:** Made seven tackles (three solo), including one tackle for loss
- **11/15 at BAL:** Was second on the team with 10 tackles (six solo) and recorded one pass defended
- **11/29 vs. S.D.:** Led the team with 11 tackles (11 solo), including a season-high three tackles for loss
- **12/6 at TEN:** Led the team with 13 tackles (10 solo), including two tackles for loss ... Exited the game in the fourth quarter with a hand injury
- **12/20 vs. ATL:** Talled a team-high 10 tackles (nine solo), including two tackles for loss, one interception and one pass defended
- **12/27 at N.O.:** Posted nine tackles (seven solo), and 1.0 sack and one pass defended
- **1/3 at HOU:** Started at MLB and made 10 tackles (four solo)

2014 (w/ JAX - 7/7)

Started the first seven games at MLB before suffering a season-ending torn pectoral muscle on Oct. 19 vs. Cleveland ... Ranked fifth on the club with 69 tackles (47 solo), two sacks, one pass defended, two tackles for loss, three QB hits and one fumble recovery

- **9/7 at PHI:** Started at MLB in season-opener and paced team with 12 tackles (11 solo) ... Left the game in the third quarter with a knee injury but returned to the game
- **9/14 at WAS:** Ranked second on the team with seven tackles (four solo)
- **9/21 at IND:** Led team with 11 tackles (seven solo)
- **9/28 at S.D.:** Registered a game-high 11 tackles (9 solo)
- **10/5 vs. PIT:** Totaled a team-high 12 tackles (nine solo) along with one sack, one tackle for loss, one QB hit and a pass defended
- **10/19 vs. CLE:** Registered a game-high 12 tackles (five solo) along with one sack, one tackle for loss, one QB hit and one fumble recovery ... Suffered a torn pectoral

PLAYER BIOS

- **12/11 vs. T.B.:** Intercepted QB **Josh Freeman** in the third quarter and paced team with 12 tackles
- **1/1 vs. IND:** Compiled six tackles before leaving game with a shoulder injury

2010 (w/ BUF - 14/14)

Started 13 games at MLB ... Led team with career-high 140 tackles (95 solo) along with a career-high two sacks, five QB pressures and three passes defended ... Had eight double-digit tackle games

- **9/12 vs. MIA:** Opened season with eight tackles, one tackle for loss and second career sack
- **10/10 vs. JAX:** Led team with 13 tackles
- **10/31 at K.C.:** Registered a career-high 18 tackles along with one QB hit and one pass defended
- **12/5 at MIN:** Paced team with 15 tackles including two tackles for loss and a sack

2009 (w/ BUF - 12/12)

Started 12 games at MLB ... Voted team captain ... Totaled 115 tackles (92 solo), one sack, three INTs, four passes defended and three forced fumbles ... Tied for second among NFL LBs with three INTs and was first Bills LB with three INTs in a season since 2006

- **10/18 at NYJ:** Returned from injury and recorded nine tackles, one tackle for loss, one QB hit and an INT ... Intercepted QB **Mark Sanchez** in overtime which led to the game-winning FG
- **11/1 vs. HOU:** Forced a fumble and accumulated nine tackles
- **12/3 vs. NYJ:** Recorded first career sack which included a forced fumble
- **12/20 vs. N.E.:** Tied for a team-high with nine tackles on and had an INT in the first quarter ... Became first Bills LB to post INTs in consecutive games since LB **Bryce Paup** in 1995

2008 (w/ BUF - 16/16)

Started all 16 games ... Led team with 129 tackles (90 solo) ... Added four QB pressures, one INT, seven passes defended, one forced fumble and one fumble recovery

- **9/7 vs. SEA:** Opened season with seven tackles
- **9/14 vs. OAK:** Recovered first career fumble
- **9/28 at STL:** Led the team in tackles with 12
- **10/26 at MIA:** Recorded first career forced fumble
- **12/14 at NYJ:** Registered first career INT

2007 (w/ BUF - 3/3)

Started three games as a rookie before suffering a season-ending forearm injury in week three ... Became first Bills rookie MLB to start the season-opener since Shane Conlan in 1987

- **9/9 vs. DEN:** Started first career game and tied for team lead with 11 tackles
- **9/16 at PIT:** Led team in tackles with 12
- **9/23 at N.E.:** Totaled three tackles before leaving game with an arm injury

COLLEGE (at Penn State, 2003-06)

- Finished career with a school-record 372 tackles
- Started 37 of 44 games
- First player ever to record 100-plus tackles three times in a college career
- Two-time winner of the Bednarik Award for best defensive player in the nation, joining Pat Fitzgerald of Northwestern as the only players to win the award twice
- Won Dick Butkus Award for nation's top LB as a junior
- Selected as first-team All-America by the Associated Press, Walter Camp, and the NFL Draft Report
- Graduated in three and a half years with a degree in finance

PERSONAL

- Married (Elizabeth Johnson) with one daughter, London Noelle
- Attended Hopewell High (Pa.) where he lettered in football, basketball and baseball
- Led team to WPIAL and Pennsylvania Class AAA championships as a senior
- Served as team captain
- Totaled 88 tackles and six sacks at LB and set school records with 1,575 rushing yards and 15 TDs as RB
- Named Pittsburgh Post-Gazette, Pittsburgh Tribune-Review and Pittsburgh Athletic Association Player of the Year as senior
- Graduated 17th in his class of 220 with a 3.8 GPA
- Went on a 10-day trip to Iraq to visit military troops in January 2008
- Brother, Stan, played baseball at West Virginia
- Younger brother, David, played football at Notre Dame
- Interned at UBS Financial Services in Pittsburgh during 2010 offseason
- Full name: Paul Michael Posluszny, pronounced puz-LUZ-nee.

REGULAR SEASON CAREER STATISTICS

YEAR	TEAM	GP/GS	TKL	SOLO	ASST	ST	SACKS	FF	FR	PD
2007	BUF	3/3	26	20	6	1	0.0	0	0	0
2008	BUF	16/16	129	90	39	0	0.0	1	1	7
2009	BUF	12/12	110	87	23	0	1.0	3	0	4
2010	BUF	14/14	151	103	48	0	2.0	0	0	3
2011	JAX	16/16	192*	132*	*60	0	2.0	1	0	2
2012	JAX	16/16	231*	152*	79	0	2.0	2	0	4
2013	JAX	15/15	161*	121*	40	0	3.0	1	1	9
2014	JAX	7/7	69	47	22	0	2.0	0	1	1
2015	JAX	14/14	133*	103*	30	0	1.0	0	0	6
2016	JAX	11/11	91	68	23	0	1.5	0	0	1
NFL totals:		10 yrs. 124/124	1,293	923	370	1	14.5	8	3	37

* team leader

INTERCEPTIONS

YEAR	TEAM	NO	YDS	AVG	LG	TD
2007	BUF	0	0	0.0	0	0
2008	BUF	1	9	9.0	9	0
2009	BUF	3	20	6.7	17	0
2010	BUF	0	0	0.0	0	0
2011	JAX	2	2	1.0	2	0
2012	JAX	3	20	6.7	13	0
2013	JAX	2	69	34.5	59t	1
2014	JAX	0	0	0.0	0	0
2015	JAX	3	25	8.3	19	0
2016	JAX	1	0	0.0	0	0
NFL totals:		15	145	11.6	59t	1

CAREER HIGHS

	GAME	SEASON
Tackles:	21 (12/16/12 vs. MIA)	231 (2012)
Sacks:	2.0 (12/30/12 at TEN)	3.0 (2013)
Forced fumbles:	1 (eight times, last: 11/10/13 at TEN)	3 (2009)
Fumble recoveries:	1 (three times, last: 10/19/14 vs. CLE)	1 (2008, 2013-14)
Passes defended:	3 (10/6/13 at STL)	9 (2013)
Interceptions:	1 (15 times, last: 9/25/16 vs. BAL)	3 (2009, 12, 15)

2016 GAME-BY-GAME STATISTICS

DATE	OPP	TKL	SOLO	ASST	TFL	SACKS	ST	FF	FR	INT	PD
09/11	vs. Green Bay	5	4	1	0	0.0	0	0	0	0	0
09/18	at San Diego	11	6	5	0	0.0	0	0	0	0	0
09/25	vs. Baltimore	12	10	2	0	0.0	0	0	0	1	1
10/02	vs. Indianapolis	7	5	2	1	1.5	0	0	0	0	0
BYE WEEK											
10/16	at Chicago	11	10	1	1	0.0	0	0	0	0	0
10/23	vs. Oakland	8	7	1	1	0.0	0	0	0	0	0
10/27	at Tennessee	10	6	4	0	0.0	0	0	0	0	0
11/06	at Kansas City	10	6	4	0	0.0	0	0	0	0	0
11/13	vs. Houston	5	4	1	0	0.0	0	0	0	0	0
11/20	at Detroit	6	5	1	1	0.0	0	0	0	0	0
11/27	at Buffalo	6	5	1	2	0.0	0	0	0	0	0
12/04	vs. Denver										
12/11	vs. Minnesota										
12/18	at Houston										
12/24	vs. Tennessee										
01/01	at Indianapolis										
2016 totals:		91	68	23	6	1.5	0	0	0	1	1

2015 GAME-BY-GAME STATISTICS

DATE	OPP	TKL	SOLO	ASST	TFL	SACKS	ST	FF	FR	INT	PD
09/13	vs. Carolina	9	8	1	0	0.0	0	0	0	1	2
09/20	vs. Miami	7	7	0	0	0.0	0	0	0	0	0
09/27	at New England	18	14	4	0	0.0	0	0	0	0	0
10/04	at Indianapolis	5	4	1	1	0.0	0	0	0	0	0
10/11	at Tampa Bay					ina					
10/18	vs. Houston	10	9	1	2	0.0	0	0	0	0	0
10/25	vs. Buffalo	7	6	1	1	0.0	0	0	0	1	1
BYE WEEK											
11/08	at N.Y. Jets	7	3	4	1	0.0	0	0	0	0	0
11/15	at Baltimore	10	6	4	0	0.0	0	0	0	0	1
11/19	vs. Tennessee	7	7	0	0	0.0	0	0	0	0	0
11/29	vs. San Diego	11	11	0	3	0.0	0	0	0	0	0
12/06	at Tennessee	13	10	3	2	0.0	0	0	0	0	0
12/13	vs. Indianapolis					ina					
12/20	vs. Atlanta	10	9	1	2	0.0	0	0	0	1	1
12/27	at New Orleans	9	5	4	1	1.0	0	0	0	0	1
01/03	at Houston	10	4	6	0	0.0	0	0	0	0	0
2015 totals:		133	103	30	13	1.0	0	0	0	3	6

PLAYER BIOS

2014 GAME-BY-GAME STATISTICS

DATE	OPP	TKL	SOLO	ASST	TFL	SACKS	ST	FF	FR	INT	PD
09/07	at Philadelphia	12	11	1	0	0.0	0	0	0	0	0
09/14	at Washington	7	4	3	0	0.0	0	0	0	0	0
09/21	vs. Indianapolis	11	7	4	0	0.0	0	0	0	0	0
09/28	at San Diego	11	9	2	0	0.0	0	0	0	0	0
10/05	vs. Pittsburgh	12	9	3	1	1.0	0	0	0	0	1
10/12	at Tennessee	4	2	2	0	0.0	0	0	0	0	0
10/19	vs. Cleveland	12	5	7	1	1.0	0	0	1	0	0
10/26	vs. Miami					IR					
11/02	at Cincinnati					IR					
11/09	vs. Dallas					IR					
	BYE WEEK										
11/23	at Indianapolis					IR					
11/30	vs. N.Y. Giants					IR					
12/07	vs. Houston					IR					
12/14	at Baltimore					IR					
12/18	vs. Tennessee					IR					
12/28	at Houston					IR					
2014 totals:		69	47	22	2	2.0	0	0	1	0	1

2013 GAME-BY-GAME STATISTICS

DATE	OPP	TKL	SOLO	ASST	TFL	SACKS	ST	FF	FR	INT	PD
09/08	vs. Kansas City	10	10	0	0	0.0	0	0	0	0	0
09/15	at Oakland	9	4	5	0	1.0	0	0	0	0	1
09/22	at Seattle	12	5	7	1	0.0	0	0	0	1	1
09/29	vs. Indianapolis	9	8	1	0	0.0	0	0	0	0	1
10/06	at St. Louis	7	6	1	0	0.0	0	0	0	0	3
10/13	at Denver	7	7	0	0	0.0	0	0	0	1	1
10/20	vs. San Diego	14	13	1	0	0.0	0	0	0	0	0
10/27	vs. San Francisco	12	10	2	0	0.0	0	0	0	0	0
	BYE WEEK										
11/10	at Tennessee	8	5	3	0	0.0	0	1	1	0	0
11/17	vs. Arizona					ina					
11/24	at Houston	14	11	3	2	0.0	0	0	0	0	1
12/01	at Cleveland	11	7	4	2	0.5	0	0	0	0	1
12/05	vs. Houston	13	10	3	1	0.0	0	0	0	0	0
12/15	vs. Buffalo	13	9	4	0	1.0	0	0	0	0	0
12/22	vs. Tennessee	13	10	3	0	0.5	0	0	0	0	0
12/29	at Indianapolis	9	6	3	0	0.0	0	0	0	0	0
2013 totals:		161	121	40	6	3.0	0	1	1	2	9

2012 GAME-BY-GAME STATISTICS

DATE	OPP	TKL	SOLO	ASST	TFL	SACKS	ST	FF	FR	INT	PD
09/09	at Minnesota	16	10	5	1	0.0	0	0	0	0	1
09/16	vs. Houston	17	10	7	1	0.0	0	0	0	0	0
09/23	at Indianapolis	11	10	1	0	0.0	0	0	0	1	1
09/30	vs. Cincinnati	15	13	2	0	0.0	0	0	0	0	0
10/07	vs. Chicago	14	8	6	0	0.0	0	0	0	0	0
	BYE WEEK										
10/21	at Oakland	12	8	4	1	0.0	0	0	0	0	1
10/28	at Green Bay	8	2	6	0	0.0	0	0	0	0	0
11/04	vs. Detroit	17	12	5	0	0.0	0	0	0	0	0
11/08	vs. Indianapolis	15	8	7	0	0.0	0	0	0	0	0
11/18	at Houston	18	15	3	0	0.0	0	1	0	1	0
11/25	vs. Tennessee	13	9	4	1	0.0	0	1	0	0	0
12/02	at Buffalo	13	5	8	2	0.0	0	0	0	1	0
12/09	vs. N.Y. Jets	17	10	7	0	0.0	0	0	0	0	0
12/16	at Miami	21	15	6	0	0.0	0	0	0	0	0
12/23	vs. New England	11	8	3	0	0.0	0	0	0	0	0
12/30	at Tennessee	13	9	4	2	2.0	0	0	0	0	1
2012 totals:		231	152	79	8	2.0	0	2	0	3	4

2011 GAME-BY-GAME STATISTICS

DATE	OPP	TKL	SOLO	ASST	TFL	SACKS	ST	FF	FR	INT	PD
09/11	vs. Tennessee	4	3	1	0	0.0	0	0	0	0	1
09/18	at N.Y. Jets	14	11	3	0	0.0	0	0	0	0	0
09/25	at Carolina	12	8	4	1	0.0	0	0	0	0	0
10/02	vs. New Orleans	16	13	3	1	1.0	0	0	0	0	1
10/09	vs. Cincinnati	15	10	5	0	0.0	0	0	0	0	0
10/16	at Pittsburgh	19	16	3	1	0.0	0	0	0	0	0
10/24	vs. Baltimore	5	5	0	1	0.0	0	0	0	0	0
10/30	at Houston	15	8	7	1	0.0	0	0	0	0	0
	BYE WEEK										
11/13	at Indianapolis	11	8	3	1	0.5	0	0	0	1	0
11/20	at Cleveland	13	6	7	1	0.5	0	0	0	0	0
11/27	vs. Houston	14	8	6	2	0.0	0	1	0	0	0
12/05	vs. San Diego	14	11	3	0	0.0	0	0	0	0	0
12/11	vs. Tampa Bay	12	9	3	0	0.0	0	0	0	1	0
12/15	at Atlanta	15	8	7	0	0.0	0	0	0	0	0
12/24	at Tennessee	7	5	2	0	0.0	0	0	0	0	0
01/01	vs. Indianapolis	6	3	3	0	0.0	0	0	0	0	0
2011 totals:		192	132	60	9	2.0	0	1	0	2	2

2010 GAME-BY-GAME STATISTICS

DATE	OPP	TKL	SOLO	ASST	TFL	SACKS	ST	FF	FR	INT	PD
09/12	vs. Miami	8	6	2	1	1.0	0	0	0	0	0
09/19	at Green Bay					ina					
09/26	at New England					ina					
10/03	vs. N.Y. Jets	12	8	4	0	0.0	0	0	0	0	0
10/10	vs. Jacksonville	13	8	5	0	0.0	0	0	0	0	0
	BYE WEEK										
10/24	at Baltimore	5	4	1	0	0.0	0	0	0	0	1
10/31	at Kansas City	17	11	6	0	0.0	0	0	0	0	1
11/07	vs. Chicago	10	6	4	0	0.0	0	0	0	0	0
11/14	vs. Detroit	13	11	2	1	0.0	0	0	0	0	0
11/21	at Cincinnati	10	6	4	1	0.0	0	0	0	0	1
11/28	vs. Pittsburgh	8	6	2	0	0.0	0	0	0	0	0
12/05	at Minnesota	15	11	4	2	1.0	0	0	0	0	0
12/12	vs. Cleveland	9	6	3	0	0.0	0	0	0	0	0
12/19	at Miami	6	5	1	0	0.0	0	0	0	0	0
12/26	vs. New England	13	7	6	0	0.0	0	0	0	0	0
01/02	at N.Y. Jets	12	8	4	1	0.0	0	0	0	0	0
2010 totals:		151	103	48	6	2.0	0	0	0	0	3

2009 GAME-BY-GAME STATISTICS

DATE	OPP	TKL	SOLO	ASST	TFL	SACKS	ST	FF	FR	INT	PD
09/14	at New England	6	6	0	0	0.0	0	0	0	0	0
09/20	vs. Tampa Bay					ina					
09/27	vs. New Orleans					ina					
10/04	at Miami					ina					
10/11	vs. Cleveland					ina					
10/18	at N.Y. Jets	9	6	3	1	0.0	0	0	0	1	1
10/25	at Carolina	11	9	2	0	0.0	0	0	0	0	0
11/01	vs. Houston	9	5	4	0	0.0	0	1	0	0	0
	BYE WEEK										
11/15	at Tennessee	12	10	2	1	0.0	0	0	0	0	0
11/22	at Jacksonville	12	11	1	0	0.0	0	1	0	0	0
11/29	vs. Miami	10	6	4	0	0.0	0	0	0	0	1
12/03	vs. N.Y. Jets	5	5	0	0	1.0	0	1	0	0	0
12/13	at Kansas City	9	8	1	1	0.0	0	0	0	1	1
12/20	vs. New England	9	7	2	1	0.0	0	0	0	1	1
12/27	at Atlanta	7	6	1	0	0.0	0	0	0	0	0
01/03	vs. Indianapolis	11	8	3	0	0.0	0	0	0	0	0
2009 totals:		129	90	39	4	1.0	0	3	0	3	4

2008 GAME-BY-GAME STATISTICS

DATE	OPP	TKL	SOLO	ASST	TFL	SACKS	ST	FF	FR	INT	PD
09/07	vs. Seattle	7	5	2	0	0.0	0	0	0	0	2
09/14	at Jacksonville	9	6	3	0	0.0	0	0	0	0	0
09/21	vs. Oakland	7	7	0	0	0.0	0	0	1	0	1
09/28	at St. Louis	12	9	3	1	0.0	0	0	0	0	1
10/05	at Arizona	11	7	4	0	0.0	0	0	0	0	0
	BYE WEEK										
10/19	vs. San Diego	7	7	0	0	0.0	0	0	0	0	0
10/26	at Miami	8	7	1	1	0.0	0	1	0	0	0
11/02	vs. N.Y. Jets	13	9	4	1	0.0	0	0	0	0	0
11/09	at New England	10	5	5	0	0.0	0	0	0	0	0
11/17	vs. Cleveland	2	1	1	0	0.0	0	0	0	0	0
11/23	at Kansas City	8	5	3	0	0.0	0	0	0	0	0
11/30	vs. San Francisco	4	3	1	0	0.0	0	0	0	0	0
12/07	vs. Miami	8	5	3	0	0.0	0	0	0	0	0
12/14	at N.Y. Jets	7	4	3	0	0.0	0	0	0	1	2
12/21	at Denver	8	4	4	0	0.0	0	0	0	0	1
12/28	vs. New England	8	6	3	0	0.0	0	0	0	0	0
2008 totals:		129	90	39	3	0.0	0	1	1	1	7

PLAYER BIOS



2007 GAME-BY-GAME STATISTICS

DATE	OPP	TKL	SOLO	ASST	TFL	SACKS	ST	FF	FR	INT	PD
09/09	vs. Denver	11	9	2	0	0.0	0	0	0	0	0
09/16	at Pittsburgh	12	8	4	0	0.0	0	0	0	0	0
09/23	at New England	3	3	0	0	0.0	0	0	0	0	0
09/30	vs. N.Y. Jets					IR					
10/08	vs. Dallas					IR					
	BYE WEEK										
10/21	vs. Baltimore					IR					
10/28	at N.Y. Jets					IR					
11/04	vs. Cincinnati					IR					
11/11	at Miami					IR					
11/18	vs. New England					IR					
11/25	at Jacksonville					IR					
12/02	at Washington					IR					
12/09	vs. Miami					IR					
12/16	at Cleveland					IR					
12/23	vs. N.Y. Giants					IR					
12/30	at Philadelphia					IR					
2007 totals:		26	20	6	0	0.0	0	0	0	0	0

PLAYER BIOS

73 JEREMIAH POUTASI

OFFENSIVE LINEMAN
6-5 335 LBS.
UTAH
BORN AUGUST 7, 1994
DALY CITY, CALIF.
ACQ: FREE AGENT 2016
EXP: 2ND YEAR



TRANSACTIONS

Originally drafted by Tennessee in third round (66th overall) of the 2015 draft... Signed to the Jaguars practice squad on 9/5/16 ... Promoted to the 53-man roster on 11/8/16

PRO (Games played/started - 11/7)

- Second-year OL has appeared in 11 game with seven starts

2016 (w/JAX - 0/0)

Spent the first 11 weeks of the season on the practice squad before being promoted to the active roster prior to Week 11

- 11/20 at DET: Inactive
- 11/27 at BUF: Inactive

2015 (w/TEN - 11/7)

Appeared in 11 games with seven starts at RT

COLLEGE (at Utah - 2012-14)

- Played both guard and tackle at Utah
- Played in 36 games with 35 starts
- Spent junior year playing left tackle and his freshman and sophomore year at right tackle

PERSONAL

- Attended Desert Pines (Nev.) High School
- Competed on the school's bowling team, posting a high score of 283
- Married to his wife, DeAnna

PLAYER BIOS

52 HAYES PULLARD III

LINEBACKER

6-0 236 LBS.

SOUTHERN CALIFORNIA

BORN APRIL 18, 1992

LOS ANGELES, CALIFORNIA

ACQ: PRACTICE SQUAD (CLEVELAND) 2015

EXP: 2ND YEAR



TRANSACTIONS

Originally drafted by Cleveland in the seventh round (219th overall) of the 2015 Draft ... Waived on 9/5/15 ... Signed by Cleveland to the practice squad on 9/6/15 ... Signed from practice squad to Jacksonville's active roster on 10/28/15

PRO (Games played/started - 19/2)

• Second-year LB spent the first part of his rookie season on Cleveland's practiced squad before signing with Jacksonville in 2015

2016 (w/ JAX - 11/0)

- **9/11 vs. G.B.:** Saw action on special teams in team's season opener
- **9/18 at S.D.:** Saw action at LB, making two stops (one solo), and on special teams
- **9/25 vs. BAL:** Saw action on special teams
- **10/2 vs. IND:** Saw action on special teams
- **10/16 at CHI:** Saw action on special teams and posted one special teams tackle
- **10/23 vs. OAK:** Saw action on special teams and on defense
- **10/27 at TEN:** Played three snaps at LB and assisted on one special teams tackle
- **11/6 at K.C.:** Saw action on special teams
- **11/13 vs. HOU:** Saw two snaps at LB and action on special teams
- **11/20 at DET:** Saw action primarily on special teams
- **11/27 at BUF:** Saw action on special teams

2015 (w/ CLE - ps; w/ JAX - 8/2)

Spent the first seven weeks of the 2015 season on Cleveland's practice squad ... Played eight games with two starts at WLB and totaled 19 tackles (13 solo), including one tackle for loss ... Added five special teams tackles

- **11/15 at BAL:** Made his Jaguars debut on special teams
- **11/29 vs. S.D.:** Saw action on special teams, recording the Jaguars' first blocked punt since 9/8/13 and a special teams tackle
- **12/20 vs. ATL:** Saw action at LB, making two tackles (two solo), and made one special teams tackle
- **12/27 at N.O.:** Recorded his first career start in place of injured LB Telvin Smith ... Tied for the team lead with nine tackles (seven solo), including one tackle for loss
- **1/3 at HOU:** Started at WLB and made eight tackles (four solo)

COLLEGE (at Southern California, 2010-14)

- Started all but one of his 52 career games played at USC
- Totaled 377 career tackles, 17 passes defended, six sacks, three forced fumbles and three interceptions
- Earned All-Pac-12 honors all four years
- Team captain as a junior
- Led the team in total tackles for three seasons, becoming the first player to do so since 1979
- As a senior in 2014, was a semifinalist for the Butkus Award, given to the top linebacker in the nation
- Recipient of USC's Trojan Commitment Award
- Graduated from USC with a degree in policy, planning and development

PERSONAL

- Attended Crenshaw High School in Los Angeles
- Totaled 66 tackles, two sacks, one interception, one pass defended, one forced fumble and one fumble recovery
- Carried 63 times for 507 yards and nine TDs at running back
- Also played basketball and ran track
- Given name is Hayes Joseph Pullard III
- Native of Los Angeles
- Father, Hayes Jr., played for the Los Angeles Lakers
- Uncle, Robert, competed as a pole vaulter in the 1976 Olympics

REGULAR SEASON CAREER STATISTICS

YEAR	TEAM	GP/PS	TKL	SOLO	ASST	TFL	SACKS	ST	FF	FR	INT	PD
2015	JAX	8/2	19	13	6	1	0.0	5	0	0	0	0
2016	JAX	11/0	2	1	2	0	0.0	3	0	0	0	0
Career totals:		19/2	21	14	8	1	0.0	8	0	0	0	0

Additional statistics: One blocked punt (11/29/15 vs. S.D.)

2016 GAME-BY-GAME STATISTICS

DATE	OPP	TKL	SOLO	ASST	TFL	SACKS	ST	FF	FR	INT	PD
09/11	vs. Green Bay	0	0	0	0	0.0	0	0	0	0	0
09/18	at San Diego	2	1	1	0	0.0	0	0	0	0	0
09/25	vs. Baltimore	0	0	0	0	0.0	0	0	0	0	0
10/02	vs. Indianapolis	0	0	0	0	0.0	1	0	0	0	0
BYE WEEK											
10/16	at Chicago	0	0	0	0	0.0	1	0	0	0	0
10/23	vs. Oakland	0	0	0	0	0.0	0	0	0	0	0
10/27	at Tennessee	0	0	0	0	0.0	1	0	0	0	0
11/06	at Kansas City	0	0	0	0	0.0	0	0	0	0	0
11/13	vs. Houston	0	0	0	0	0.0	0	0	0	0	0
11/20	at Detroit	0	0	0	0	0.0	0	0	0	0	0
11/27	at Buffalo	0	0	0	0	0.0	0	0	0	0	0
12/04	vs. Denver										
12/11	vs. Minnesota										
12/18	at Houston										
12/24	vs. Tennessee										
01/01	at Indianapolis										
2016 totals:		2	1	1	0	0.0	3	0	0	0	0

Additional statistics: Three special teams tackles in 2016

2015 GAME-BY-GAME STATISTICS

DATE	OPP	TKL	SOLO	ASST	TFL	SACKS	ST	FF	FR	INT	PD
BYE WEEK											
11/08	at N.Y. Jets										
11/15	at Baltimore	0	0	0	0	0.0	0	0	0	0	0
11/19	vs. Tennessee	0	0	0	0	0.0	2	0	0	0	0
11/29	vs. San Diego	0	0	0	0	0.0	1	0	0	0	0
12/06	at Tennessee	0	0	0	0	0.0	0	0	0	0	0
12/13	vs. Indianapolis	0	0	0	0	0.0	1	0	0	0	0
12/20	vs. Atlanta	2	2	0	0	0.0	1	0	0	0	0
12/27	at New Orleans	9	7	2	1	0.0	0	0	0	0	0
01/03	at Houston	8	4	4	0	0.0	0	0	0	0	0
2015 totals:		19	13	6	1	0.0	5	0	0	0	0

Additional statistics: One blocked punt (11/29/15 vs. S.D.)

PLAYER BIOS

20

JALEN RAMSEY



CORNERBACK

6-2 209 LBS.

FLORIDA STATE

BORN OCTOBER 24, 1994

SMYRNA, TENNESSEE

ACQ: 1ST ROUND OF 2016 DRAFT (5TH)

EXP: ROOKIE

TRANSACTIONS

- Originally drafted by Jacksonville in the first round (fifth overall) of the 2016 draft

PRO (Games played/started - 11/11)

Made NFL and Jaguars debut in Week 1 of the 2016 season

2016 (w/ JAX - 11/11)

- 9/11 vs. G.B.:** Started at CB and made three tackles (two solo) in NFL debut
- 9/18 at S.D.:** Started at CB and made six solo tackles and one tackle for loss
- 9/25 vs. BAL:** Started at RCB and made five tackles (four solo)
- 10/2 vs. IND:** Started at RCB and registered four solo tackles
- 10/16 at CHI:** Started at RCB and posted two solo tackles and the game-clinching pass defended on fourth down with 1:03 remaining in the fourth quarter ... Limited Bears WR **Alshon Jeffrey** to one catch for three yards on six targets in the second half
- 10/23 vs. OAK:** Started at RCB and registered two solo tackles
- 10/27 at TEN:** Started at RCB and recorded eight tackles (four solo)
- 11/6 at K.C.:** Started at RCB and recorded two tackles (one solo)
- 11/13 vs. HOU:** Started at RCB and led the team with six solo tackles
- 11/20 at DET:** Started at RCB and posted six tackles (five solo)
- 11/27 at BUF:** Started at RCB and made three solo tackles, including one tackle for loss

COLLEGE (at Florida State, 2013-15)

- Started all 41 games in three years at Florida State
- Finished career with 180 tackles (119 solo), 15.5 tackles for loss, 5.0 sacks, three forced fumbles, two fumble recoveries, 23 passes defended and three INTs
- Decided to forgo his final year of eligibility in 2016 and declare for the NFL Draft
- Became Florida State's 36th consensus All-American
- All-ACC First Team, AFCA First Team All-America, Walter Camp First Team All-America, ESPN.com First Team All-America as a senior
- Started all 14 games for the Seminoles' third-ranked defense (281.4) and the nation's top pass defense (156.6) as a CB and FS in 2013

PERSONAL

- Attended Brentwood Academy (Tenn.), where he was rated a five-star prospect by both Rivals.com and Scout.com and a four-star according to ESPN and 247Sports
- U.S. Army All-America selection
- Twitter handle is @jalenramsey

REGULAR SEASON CAREER STATISTICS

YEAR	TEAM	GP/PS	TKL	SOLO	ASST	TFL	SACKS	ST	FF	FR	INT	PD
2016	JAX	11/11	47	39	8	1	0.0	0	0	0	0	1
Career totals:		11/11	47	39	8	1	0.0	0	0	0	0	1

2016 GAME-BY-GAME STATISTICS

DATE	OPP	TKL	SOLO	ASST	TFL	SACKS	ST	FF	FR	INT	PD
09/11	vs. Green Bay	3	2	1	0	0.0	0	0	0	0	0
09/18	at San Diego	6	6	0	1	0.0	0	0	0	0	0
09/25	vs. Baltimore	5	4	1	0	0.0	0	0	0	0	0
10/02	vs. Indianapolis	4	4	0	0	0.0	0	0	0	0	0
BYE WEEK											
10/16	at Chicago	2	2	0	0	0.0	0	0	0	0	1
10/23	vs. Oakland	2	2	0	0	0.0	0	0	0	0	0
10/27	at Tennessee	8	4	4	0	0.0	0	0	0	0	0
11/06	at Kansas City	2	1	1	0	0.0	0	0	0	0	0
11/13	vs. Houston	6	6	0	0	0.0	0	0	0	0	0
11/20	at Detroit	6	5	1	0	0.0	0	0	0	0	0
11/27	at Buffalo	3	3	0	1	0.0	0	0	0	0	0
12/04	vs. Denver										
12/11	vs. Minnesota										
12/18	at Houston										
12/24	vs. Tennessee										
01/01	at Indianapolis										
2016 totals:		47	39	8	2	0.0	0	0	0	0	1

PLAYER BIOS

64

CHRIS REED

OFFENSIVE LINEMAN
6-5 300 LBS.
MINNESOTA STATE-MANKATO
BORN JULY 22, 1992
OMAHA, NEBRASKA
ACQ: FREE AGENT 2015
EXP: 1ST YEAR



TRANSACTIONS

Originally signed by Jacksonville as a rookie free agent on 5/8/15 ... Signed to practice squad on 9/6/15

PRO (Games played/started - 8/2)

Spent his rookie season on the practice squad

2016 (w/ JAX - 8/2)

- **9/11 vs. G.B.:** Inactive for the team's season opener
- **9/18 at S.D.:** Inactive
- **9/25 vs. BAL:** Earned his first career start at LG
- **10/2 vs. IND:** Inactive
- **10/16 at CHI:** Played two snaps at G and saw action on special teams
- **10/23 vs. OAK:** Made his second consecutive appearance
- **10/27 at TEN:** Saw action on special teams
- **11/6 at K.C.:** Saw action on special teams
- **11/13 vs. HOU:** Saw action on special teams
- **11/20 at DET:** Played 47 snaps at LG after starting LG **Patrick Omameh** suffered a left foot injury
- **11/27 at BUF:** Started at LG, helping the team rush for 183 yards

2015 (w/ JAX - ps)

Spent season on the team's practice squad

COLLEGE (at Minnesota State, 2010-14)

- Four-year letterman appeared in 48 games in his career
- Started in all 15 games as a senior in 2014
- Helped school rush for 3,625 yards and pass for 3,079 yards, compiling 82 total TDs
- Selected as D2Football.com first-team All-America, first-team NSIC South Division All-Conference and second-team Don Hansen All-Super Region Three
- Also participated on the school's indoor and outdoor track teams and qualified for the 2011 NCAA Division II National Championships in shot put
- Eleven-time NCAA Division II Track & Field All-American
- Two-time NCAA Division II champion in outdoor shot put (2013 and 2014)
- Holds Minnesota State record in indoor shot put (65'010.5") & outdoor shot put (65'-7")
- Holds Minnesota State record in indoor weight throw (67'-7.5") and outdoor hammer throw (215'-11")

PERSONAL

- Three-year starter at Omaha Central (Neb.) High School
- Also attended Spirit Lake (Iowa) High School for one year
- Honorable mention All-State selection
- Stand-out athlete in track and field and won the State Title twice for Nebraska
- Named the state's Field Athlete of the Year in 2009
- Son of Chuck Reed and Anne McCormick
- Majored in psychology with a minor in coaching

PLAYER BIOS

15 ALLEN ROBINSON



WIDE RECEIVER

6-3 215 LBS.

PENN STATE

BORN AUGUST 24, 1993

SOUTHFIELD, MICHIGAN

ACQ: 2ND ROUND OF 2014 DRAFT (61ST)

EXP: 3RD YEAR



TRANSACTIONS

Originally drafted by Jacksonville in the second round (61st overall) of the 2014 draft

PRO (Games played/started - 37/35)

- Since Week 1 of the 2015 season, Robinson's 20 receiving TDs are the second-most in the NFL
- Has registered multiple TD receptions in four games, tied for the second-most in franchise history (**Jimmy Smith**, seven)

2016 (w/ JAX - 11/11)

- **9/11 vs. G.B.:** Made six catches for 72 yards in team's season opener
- **9/18 at S.D.:** Had three catches for 54 yards (18.0 avg.)
- **9/25 vs. BAL:** Posted seven receptions for 57 yards (8.1 rec. avg.) and two TDs
- **10/2 vs. IND:** Recorded five receptions for 55 yards (11.0 rec. avg.) and one TD
- **10/16 at CHI:** Had three catches for 49 yards (16.3) avg.
- **10/23 vs. OAK:** Caught two passes for nine yards
- **10/27 at TEN:** Finished second on the team with six receptions for 70 yards
- **11/6 at K.C.:** Had a team-high seven receptions for 76 yards and one TD
- **11/13 vs. HOU:** Registered nine receptions for 107 yards (11.9 rec. avg.) and one TD for his first 100-yard game of the season
- **11/20 at DET:** Had three receptions for 18 yards, including an 11-yard TD reception
- **11/27 at BUF:** Tallied two receptions for 24 yards

2015 (w/ JAX - 16/16)

- Participated in 2016 Pro Bowl on January 31, 2016
- Named Jaguars 2015 Ed Block Courage Award winner, voted on by teammates for serving as role model of inspiration, sportsmanship and courage, after rebounding from season-ending injury in 2014
- Led the team with 80 receptions, 1,400 receiving yards and 14 receiving TDs
- Set the Jaguars' single season receiving TD record (14) and became their first 1,000-yard receiver since 2005 (WR **Jimmy Smith**)
- Joined TE **Marcedes Lewis** (10 in 2010) and WR **Reggie Williams** (10 in 2007) as the only players in franchise history to produce 10-plus receiving TDs in a single season
- Became the third Jaguars player to post 1,000 receiving yards in a single season (**Jimmy Smith**, nine times; **Kennan Cardell**, four times)
- Joins N.E.'s **Rob Gronkowski** (1,327-17) in 2011 and MIN's **Randy Moss** (1,313-17) in 1998 as the only three players age 22 or younger to have registered at least 1,200 receiving yards and 14 TDs in a single season
- Led the league with 31 receptions of 20-plus yards
- Joins teammate **Allen Hurns** as the first Jaguars duo to each record 1,000-plus receiving yards in the same season since **Keenan Cardell** (1,110) and **Jimmy Smith** (1,373) in 2011
- Joins **Demaryius Thomas** (2013), **Calvin Johnson** (2007), **Randy Moss** (2000, 2003, 2007), **Muhsin Muhammad** (2004), **Marvin Harrison** (2000-01), **Terrell Owens** (2001), **Antonio Freeman** (1998), **Herman Moore** (1995) and **Jerry Rice** (1986, 1989, 1993, 1995) as the only players in NFL history to have posted at least 80 receptions, 1,400 receiving yards and 14 receiving TDs in a single season
- **9/20 vs. MIA:** Had a team-high six receptions for a career-high 155 yards (25.7 avg.) and two TDs, the most receiving yards by a Jaguars player since WR **Justin Blackmon** had 190 yards on 10/13/13 at Denver ... Became the Jaguars' third player to ever total 150-plus receiving yards and multiple receiving TDs in a single game, joining **Jimmy Smith** (9/10/00) and **Keenan Cardell** (12/7/97)
- **10/11 at T.B.:** Caught seven passes for 72 yards (10.3 rec. avg.) and two TDs
- **10/18 vs. HOU:** Had six receptions for 86 yards (14.3 rec. avg.) and one TD
- **10/25 vs. BUF:** Had six receptions for 98 yards (16.3 rec. avg.) and one TD
- **11/8 at NYJ:** Had six receptions for 121 yards (20.2 rec. avg.)
- **11/15 at BAL:** Had five receptions for 51 yards (10.2 rec. avg.) and one TD
- **11/19 vs. TEN:** Had five receptions for 113 yards (22.6 rec. avg.)
- **11/29 vs. S.D.:** Had five receptions for 56 yards (11.2 rec. avg.) and one TD
- **12/6 at TEN:** Registered single-game career highs in receptions (10) and receiving TDs (three) and totaling the second-most single-game receiving yards (153) of his NFL career ... Became the second player in franchise history to record three receiving TDs in a single game (also **Jimmy Smith** on 10/10/00 at Baltimore)
- **12/13 vs. IND:** Had one reception, a four-yard TD in the third quarter
- **12/20 vs. ATL:** Recorded three receptions for 57 yards (19.0 rec. avg.) for one TD
- **12/27 at N.O.:** Caught six passes for 151 yards (25.1 rec. avg.) and one TD, a 90-yard score from QB **Blake Bortles** ... The 90-yard reception was the longest play from scrimmage in Jaguars history and the longest pass play in the NFL this season
- **1/3 at HOU:** Caught five receptions for 108 yards

2014 (w/ JAX - 10/8)

- Played in 10 games with eight starts, missing the final six games with a foot injury
- Finished with 48 receptions for 548 yards and two TDs, tied for the fourth-most receptions by a Jaguars rookie
- Was ranked tied for first among rookies in receptions at time of his injury and fourth in receiving yards
- **9/7 at PHI:** Made NFL debut and had one reception
- **9/14 at WAS:** Led the team with 75 yards on four receptions including a 54-yard grab in the fourth quarter
- **9/21 at IND:** Made first career start and led the team with seven receptions for 79 yards (11.3 avg.) including a 21-yard reception
- **10/5 vs. PIT:** Started at WR and produced a team-high five catches for 51 yards (10.2 avg.) with a long of 17
- **10/12 at TEN:** Had 68 yards on eight receptions, his fourth straight game with at least five catches
- **10/19 vs. CLE:** Started at WR and led the team with 60 yards on four receptions including a 31-yard touchdown catch in the second quarter for his first career score ... Snapped a streak of four straight games with five or more receptions
- **10/26 vs. MIA:** Started at WR and scored a touchdown in his second consecutive game, hooking up with QB **Blake Bortles** for a 48-yard score in the fourth quarter ... Led team with five catches for career-high 82 yards
- **11/9 vs. DAL:** Started at WR and was targeted a team-high 10 times, finishing with five catches for 60 yards (12.0 avg.) with a long of 31 yards
- **11/17:** Was placed on injured reserve with a foot injury ... Had surgery on Nov. 22

COLLEGE (at Penn State, 2011-13)

- Played in 35 games with 24 starts at Penn State
- Finished career with 177 receptions for 2,474 yards (14.0 avg.) with 17 TDs
- Ranked second in school history for career receptions, topped by only Deon Butler (179, 2005-08), third in receiving yards and fourth in TDs
- Two-time Big Ten Conference Receiver of the Year and earned first-team All-Big Ten honors in back-to-back seasons
- Was just the third WR in school history to earn first-team All-American honors
- Led Big Ten in receptions and receiving yards in each of his last two seasons

PERSONAL

- Attended Orchard Lake St. Mary's Preparatory School (Mich.)
- Led team to Michigan Division III state championship game as a senior
- Had 44 receptions for 720 yards and 10 TDs as a senior
- Returned two punts for TDs and intercepted two passes
- Captain of the basketball team
- Son of Tracie and Allen Robinson
- Full name: Allen Bernard Robinson II
- Twitter handle: @Thee_AR15

REGULAR SEASON CAREER STATISTICS

YEAR	TEAM	GP/GS	RECS	YDS	AVG.	LG	TD
2014	JAX	10/8	48	548	11.4	54	2
2015	JAX	16/16	80	1,400	17.5	90t	14*
2016	JAX	11/11	53	591	11.2	35	6
NFL totals: 3 yrs.		37/35	181	2,539	14.0	90t	22

* single-season franchise record and tied for NFL lead

CAREER HIGHS

	GAME	SEASON
Receptions:	10 (12/6/15 at TEN)	80 (2015)
Receiving yards:	155 (9/20/15 vs. MIA)	1,400 (2015)
Long:	90t (12/27/15 at N.O.)	90t (2015)
Receiving touchdowns:	3 (12/6/15 at TEN)	14 (2015)

2016 GAME-BY-GAME STATISTICS

DATE	OPP	RECS	YDS	AVG.	LG	TD
09/11	vs. Green Bay	6	72	12.0	22	0
09/18	at San Diego	3	54	18.0	35	0
09/25	vs. Baltimore	7	57	8.1	14	2
10/02	vs. Indianapolis	5	55	11.0	17	1
BYE WEEK						
10/16	at Chicago	3	49	16.3	18	0
10/23	vs. Oakland	2	9	4.5	5	0
10/27	at Tennessee	6	70	11.7	21	0
11/06	at Kansas City	7	76	10.8	29	1
11/13	vs. Houston	9	107	11.9	19	1
11/20	at Detroit	3	18	6.0	11	1
11/27	at Buffalo	2	24	12.0	24	0
12/04	vs. Denver					
12/11	vs. Minnesota					
12/18	at Houston					
12/24	vs. Tennessee					
01/01	at Indianapolis					
2016 totals:		53	591	11.2	35	6

PLAYER BIOS



2015 GAME-BY-GAME STATISTICS

DATE	OPP	RECs	YDS	AVG.	LG	TD
09/13	vs. Carolina	1	27	27.0	27	0
09/20	vs. Miami	6	155	25.8	52	2
09/27	at New England	4	68	17.0	37	0
10/04	at Indianapolis	4	80	20.0	48	0
10/11	at Tampa Bay	7	72	10.3	21	2
10/18	vs. Houston	6	86	14.3	25	1
10/25	vs. Buffalo	6	98	16.3	23	1
	BYE WEEK					
11/08	at N.Y. Jets	6	121	20.2	44	0
11/15	at Baltimore	5	51	10.2	16	1
11/19	vs. Tennessee	5	113	22.6	38	0
11/29	vs. San Diego	5	56	11.2	25	1
12/06	at Tennessee	10	153	15.3	44	3
12/13	vs. Indianapolis	1	4	4.0	4t	1
12/20	vs. Atlanta	3	57	19.0	25	1
12/27	at New Orleans	6	151	25.2	90t	1
01/03	at Houston	5	108	21.6	36	0
2015 totals:		80	1,400	17.5	90t	14*

* single-season franchise record and tied for NFL lead



2014 GAME-BY-GAME STATISTICS

DATE	OPP	RECs	YDS	AVG.	LG	TD
09/07	at Philadelphia	1	0	0.0	0	0
09/14	at Washington	4	75	18.8	54	0
09/21	vs. Indianapolis	7	79	11.3	21	0
09/28	at San Diego	5	38	7.6	14	0
10/05	vs. Pittsburgh	5	51	10.2	17	0
10/12	at Tennessee	8	68	8.5	15	0
10/19	vs. Cleveland	4	60	15.0	31t	1
10/26	vs. Miami	5	82	16.4	48t	1
11/02	at Cincinnati	4	35	8.8	13	0
11/09	vs. Dallas	5	60	12.0	31	0
	BYE WEEK					
11/23	at Indianapolis			IR		
11/30	vs. N.Y. Giants			IR		
12/07	vs. Houston			IR		
12/14	at Baltimore			IR		
12/18	vs. Tennessee			IR		
12/28	at Houston			IR		
2014 totals:		48	548	11.4	54	2

PLAYER BIOS

16 DENARD ROBINSON

RUNNING BACK

6-0 215 LBS.

MICHIGAN

BORN SEPTEMBER 22, 1990

DEERFIELD BEACH, FLORIDA

ACQ: 5TH ROUND OF 2013 DRAFT (135TH)

EXP: 4TH YEAR



TRANSACTIONS

Originally drafted by Jacksonville in the fifth round (135th overall) of the 2013 draft

PRO (Games played/started - 53/12)

- Fourth-year RB has seen action at QB, WR, RB and on special teams
- Added five special teams tackles
- Has two 100-yard rushing games in his 43-game pro career
- Made transition from collegiate quarterback to WR/RB/QB in the NFL

2016 (w/ JAX - 11/0)

- **9/11 vs. G.B.:** Rushed three times for seven yards in team's season opener
- **9/18 at S.D.:** Recorded one rush for seven yards and one reception for seven yards
- **9/25 vs. BAL:** Recovered the **Devin Hester** muffed punt with 9:01 left in the 4th quarter, which set up **K Jason Myers'** 49-yard field goal four plays later
- **10/2 vs. IND:** Saw action on special teams
- **10/16 at CHI:** Saw action on special teams
- **10/23 vs. OAK:** Saw action on special teams
- **10/27 at TEN:** Saw action on special teams
- **11/6 at K.C.:** Saw action on special teams and made two special teams tackles
- **11/13 vs. HOU:** Saw action on special teams
- **11/20 at DET:** Rushed three times for 21 yards (7.0 rush avg.) and had one reception for four yards
- **11/27 at BUF:** Rushed 13 times for 39 yards (3.0 rush avg.) and saw action on special teams

2015 (w/ JAX - 13/3)

Played 13 games with three starts at RB and totaled 67 rushes for 266 yards (4.0 rush avg.) and 21 receptions for 164 yards (7.8 rec. avg.)

- **9/13 vs. CAR:** Rushed five times for 19 yards (3.8 avg.) and recorded two receptions for 26 yards (13.0 avg.)
- **10/18 vs. HOU:** Rushed seven times for 19 yards (2.7 rush avg.) and had three receptions for 19 yards (6.3 rec. avg.)
- **11/29 vs. S.D.:** Had three rushes for 23 yards (7.7 rush avg.) and one reception for nine yards (9.0 avg.)
- **12/6 at TEN:** Rushed three times for 21 yards (7.0 rush avg.), had one reception for two yards (2.0 rec. avg.) and two kickoff returns for 54 yards (27.0 avg.)
- **12/13 vs. IND:** Recorded a season-high 14 carries for 75 yards (5.4 rush avg.) and one TD ... Added one reception for 12 yards
- **12/20 vs. ATL:** Earned his first start of the season, rushing 14 times for 28 yards (2.0 rush avg.) and hauled in eight receptions for 46 yards (5.8 rec. avg.)
- **12/27 at N.O.:** Had six rushes for 20 yards (3.3 rush avg.) and five receptions for 51 yards (10.2 rec. avg.)

2014 (w/ JAX - 13/9)

Played in 13 games with nine starts ... Missed the final three games with a foot injury ... Posted team-high 582 yards and four TDs on 135 carries and added 23 receptions for 124 yards ... Added one special teams tackle ... Had first two career 100-yard rushing games

- **9/7 at PHI:** Saw action at RB in season-opener and on special teams, finishing with eight yards on three rushes and a three-yard reception
- **9/28 at S.D.:** Totaled nine rushes for 25 yards and added three receptions for seven yards
- **10/12 at TEN:** Made first career start at RB and had five rushes for 22 yards (4.4 avg.) and three receptions for 14 yards (4.7 avg.) including a career-long 12 yard catch
- **10/19 vs. CLE:** Started at RB and produced career-best totals with 22 rushes for 127 yards (5.8 avg.) and one TD ... Scored his first career TD on an eight-yard run in the fourth quarter
- **10/26 vs. MIA:** Recorded second consecutive 100-yard rushing game, rushing for 108 yards on 18 carries (6.0 avg.) including a career-long 41-yard run in the first quarter ... Had a 10-yard reception and one special teams tackle ... Became first Jaguars player since RB **Maurice Jones-Drew** in 2011 to record back-to-back 100-yard rushing games
- **11/2 at CIN:** Had third straight game with 90-plus rushing yards, finishing with 94 yards on 17 carries with a TD and added two receptions or 10 yards
- **11/9 vs. DAL:** Scored a career-high two rushing TDs and finished with 60 yards on 15 carries ... Added two receptions for 10 yards ... Scored the club's first TD on a 32-yard run in the first quarter
- **12/16:** Was placed on injured reserve

2013 (w/ JAX - 16/0)

One of only two rookies (Demetrius McCray) to play in all 16 games ... Had 20 rushes for 66 yards with a long of 24 yards ... Added four kickoff returns for 88 yards (22.0 avg.) and one special teams tackle

- **9/8 vs. K.C.:** Made NFL debut, seeing action at RB and QB. Had two carries for one yard
- **9/22 at SEA:** Saw action on offense and special teams ... Fumbled on exchange with WR **Ace Sanders** in Wildcat formation in the third quarter and it was recovered by Seattle ... Saw action as kick returner and returned two kicks for 54 yards with a long of 27
- **12/15 vs. BUF:** Produced a season-high 28 yards on two carries ... Had a 24-yard run in the third quarter but fumbled at the one-yard line and the play resulted in a touchback

COLLEGE (at Michigan, 2009-12)

- Four-year letterman and appeared in 49 games, making 37 starts – 35 at QB and two at RB
- Holds the NCAA record for career rushing yards by a QB (4,495)
- Became the first player in NCAA history to pass for 2,500 yards and rush for 1,500 yards in a single season
- Set the NCAA-record for single-season rushing yards by a QB (1,702)
- Fourth player in NCAA history to gain 2,000 yards passing and 1,000 yards rushing in a season twice in his career (2010, 2011) – Brad Smith (Missouri), Joe Webb (UAB) and Colin Kaepernick (Nevada)
- Eighth player in NCAA history to rush for 40 TDs and pass for 40 TDs
- Named All-Big Ten honorable mention as a senior, completing 89 of 166 passes for 1,319 yards, nine TDs and eight INTs
- Named U-M's Bo Schembechler Team MVP as a junior
- Majored in general studies.

PERSONAL

- Attended Deerfield Beach (Fla.) High School
- Completed 262 of 576 attempts for 4,784 yards and 44 TDs as a three-year starting QB and rushed 217 times for 1,132 yards and 13 TDs
- As a senior, completed 100 of 231 passes for 1,872 yards and 18 TDs and rushed 93 times for 538 yards and eight TDs
- Contributed 19 total TDs during his junior season
- Named Prep Star All-America and named to the publication's Top 250
- Member of the 2008 FHSAA track state champion on the 4x100-meter relay team
- Nicknamed "Shoelace"
- Twitter handle is @DenardX



REGULAR SEASON CAREER STATISTICS

RUSHING

YEAR	TEAM	GP/GS	NO	YDS	AVG	LG	TD
2013	JAX	16/0	20	66	3.3	24	0
2014	JAX	13/9	135	582	4.3	41	4
2015	JAX	13/3	67	266	4.0	31	1
2016	JAX	11/0	20	74	3.7	9	0
NFL totals: 4 yrs.		53/12	242	988	4.1	41	0

RECEIVING

YEAR	TEAM	GP/GS	RECS	YDS	AVG	LG	TD
2013	JAX	16/0	0	0	0	0	0
2014	JAX	13/9	23	124	5.4	19	0
2015	JAX	13/3	21	165	7.8	16	0
2016	JAX	11/0	2	11	5.5	7	0
NFL totals: 4 yrs.		53/12	46	299	6.5	19	0

Additional statistics: Kickoff returns: 2-54, LG 31 in 2015; 4-88, LG 27 in 2013

Passing: 0 for 1 in 2013, 0 for 1 in 2014

Special teams tackles: 1 in 2013; 4 in 2015, 3 in 2016



CAREER HIGHS

	GAME	SEASON
Rushes:	22 (10/19/14 vs. CLE)	135 (2014)
Rushing yards:	127 (10/19/14 vs. CLE)	582 (2014)
Longest rush:	41 (10/26/14 vs. MIA)	41 (2014)
Rushing touchdowns:	2 (11/9/14 vs. DAL)	4 (2014)
Receptions:	8 (12/20/15 vs. ATL)	23 (2014)
Receiving yards:	51 (12/27/15 at N.O.)	165 (2015)
Longest reception:	19 (11/23/14 at IND)	19 (2014)

PLAYER BIOS

2016 GAME-BY-GAME STATISTICS

DATE	OPP	RUSHING					RECEIVING				
		NO	YDS	AVG	LG	TD	NO	YDS	AVG	LG	TD
09/11	vs. Green Bay	3	7	2.3	3	0	0	0	0.0	0	0
09/18	at San Diego	1	7	7.0	7	0	1	7	7.0	7	0
09/25	vs. Baltimore	0	0	0.0	0	0	0	0	0.0	0	0
10/02	vs. Indianapolis	0	0	0.0	0	0	0	0	0.0	0	0
BYE WEEK											
10/16	at Chicago	0	0	0.0	0	0	0	0	0.0	0	0
10/23	vs. Oakland	0	0	0.0	0	0	0	0	0.0	0	0
10/27	at Tennessee	0	0	0.0	0	0	0	0	0.0	0	0
11/06	at Kansas City	0	0	0.0	0	0	0	0	0.0	0	0
11/13	vs. Houston	0	0	0.0	0	0	0	0	0.0	0	0
11/20	at Detroit	3	21	7.0	9	0	1	4	4.0	4	0
11/27	at Buffalo	13	39	3.0	9	0	0	0	0.0	0	0
12/04	vs. Denver										
12/11	vs. Minnesota										
12/18	at Houston										
12/24	vs. Tennessee										
01/01	at Indianapolis										
2016 totals:		20	74	3.7	9	0	2	11	5.5	7	0

2015 GAME-BY-GAME STATISTICS

DATE	OPP	RUSHING					RECEIVING				
		NO	YDS	AVG	LG	TD	NO	YDS	AVG	LG	TD
09/13	vs. Carolina	5	19	3.8	6	0	2	26	13.0	15	0
09/20	vs. Miami	1	9	9.0	9	0	0	0	0.0	0	0
09/27	at New England										
10/04	at Indianapolis										
10/11	at Tampa Bay										
10/18	vs. Houston	7	19	2.7	4	0	3	19	6.3	9	0
10/25	vs. Buffalo	0	0	0.0	0	0	0	0	0.0	0	0
BYE WEEK											
11/08	at N.Y. Jets	1	2	2.0	2	0	0	0	0.0	0	0
11/15	at Baltimore	1	1	1.0	1	0	0	0	0.0	0	0
11/19	vs. Tennessee	7	27	3.9	10	0	0	0	0.0	0	0
11/29	vs. San Diego	3	23	7.7	19	0	1	9	9.0	9	0
12/06	at Tennessee	3	21	7.0	13	0	1	2	2.0	2	0
12/13	vs. Indianapolis	14	75	5.4	31	1	1	12	12.0	12	0
12/20	vs. Atlanta	14	28	2.0	9	0	8	46	5.8	13	0
12/27	at New Orleans	6	20	3.3	7	0	5	51	10.2	16	0
01/03	at Houston	5	9	1.8	9	0	0	0	0.0	0	0
2015 totals:		67	266	4.0	31	1	21	164	7.8	16	0

2014 GAME-BY-GAME STATISTICS

DATE	OPP	RUSHING					RECEIVING				
		NO	YDS	AVG	LG	TD	NO	YDS	AVG	LG	TD
09/07	at Philadelphia	3	8	2.7	6	0	1	3	3.0	3	0
09/14	at Washington	0	0	0.0	0	0	2	14	7.0	8	0
09/21	vs. Indianapolis	8	33	4.1	10	0	0	0	0.0	0	0
09/28	at San Diego	9	25	2.8	10	0	3	7	2.3	0	0
10/05	vs. Pittsburgh	3	6	2.0	6	0	2	-1	-0.5	1	0
10/12	at Tennessee	5	22	4.4	6	0	3	14	4.7	12	0
10/19	vs. Cleveland	22	127	5.8	20	1	0	0	0.0	0	0
10/26	vs. Miami	18	108	6.0	41	0	1	10	10.0	10	0
11/02	at Cincinnati	17	94	5.5	39	1	2	10	5.0	12	0
11/09	vs. Dallas	15	60	4.0	32	2	2	10	5.0	9	0
BYE WEEK											
11/23	at Indianapolis	14	25	1.8	9	0	4	47	11.8	19	0
11/30	vs. N.Y. Giants	11	44	4.0	17	0	3	10	3.3	7	0
12/07	vs. Houston	10	30	3.0	16	0	0	0	0.0	0	0
12/14	at Baltimore										
12/18	vs. Tennessee										
12/28	at Houston										
2014 totals:		135	582	4.3	41	4	23	124	5.4	19	0

2013 GAME-BY-GAME STATISTICS

DATE	OPP	RUSHING					RECEIVING				
		NO	YDS	AVG	LG	TD	NO	YDS	AVG	LG	TD
09/08	vs. Kansas City	2	1	0.5	1	0	0	0	0.0	0	0
09/15	at Oakland	1	0	0.0	0	0	0	0	0.0	0	0
09/22	at Seattle	2	-2	-2.0	-2	0	0	0	0.0	0	0
09/29	vs. Indianapolis	0	0	0.0	0	0	0	0	0.0	0	0
10/06	at St. Louis	0	0	0.0	0	0	0	0	0.0	0	0
10/13	at Denver	1	2	2.0	2	0	0	0	0.0	0	0
10/20	vs. San Diego	1	9	9.0	9	0	0	0	0.0	0	0
10/27	vs. San Francisco	4	15	3.8	7	0	0	0	0.0	0	0
BYE WEEK											
11/10	at Tennessee	4	3	0.8	2	0	0	0	0.0	0	0
11/17	vs. Arizona	0	0	0.0	0	0	0	0	0.0	0	0
11/24	at Houston	0	0	0.0	0	0	0	0	0.0	0	0
12/01	at Cleveland	0	0	0.0	0	0	0	0	0.0	0	0
12/05	vs. Houston	2	-1	-0.5	2	0	0	0	0.0	0	0
12/15	vs. Buffalo	2	28	14.0	24	0	0	0	0.0	0	0
12/22	vs. Tennessee	1	11	11.0	11	0	0	0	0.0	0	0
12/29	at Indianapolis	0	0	0.0	0	0	0	0	0.0	0	0
2013 totals:		20	66	3.3	24	0	0	0	0.0	0	0

PLAYER BIOS

69

TYLER SHATLEY

GUARD

6-3 305 LBS.

CLEMSON

BORN MAY 5, 1991

ICARD, NORTH CAROLINA

ACQ: ROOKIE FREE AGENT 2014

EXP: 3RD YEAR



TRANSACTIONS:

Originally signed by Jacksonville as an undrafted rookie on 5/12/14

PRO (Games played/started - 25/1)

- Has played in 24 games in three seasons with the team, primarily on special teams
- Was one of three undrafted rookies to make opening day roster in 2014

2016 (w/ JAX - 11/1)

- **9/11 vs. G.B.:** Played 11 snaps on special teams in team's season opener
- **9/18 at S.D.:** Saw action on special teams
- **9/25 vs. BAL:** Started at center and played in all 66 offensive snaps
- **10/2 vs. IND:** Played three snaps at guard and saw time on special teams
- **10/16 at CHI:** Saw action on special teams
- **10/23 vs. OAK:** Saw action on special team
- **10/27 at TEN:** Saw action on special teams
- **11/6 at K.C.:** Saw action on special teams
- **11/13 vs. HOU:** Saw action on special teams
- **11/20 at DET:** Saw action on special teams
- **11/27 at BUF:** Saw action on special teams

2015 (w/ JAX - 13/0)

- Saw action in 13 games, primarily on special teams

2014 (w/ JAX - 1/0)

- Earned spot on opening day roster after joining club as a rookie free agent
- Was inactive for 15 games
 - **11/9 vs. DAL:** Made NFL debut and played RG for the entire second half

COLLEGE (at Clemson, 2009-13)

- Began his career as a fullback, before moving to the defensive line in 2010 and the offensive line in the spring of 2012
- Played in 51 games with 27 starts
- Started 25 games on offense over his final two seasons and registered 60 knock-downs on 1,776 snaps
- As a senior in 2013, was a team captain and earned third-team All-ACC honors
- As a junior in 2013, named a Strength & Conditioning All-American by the NSCA
- Graduated with a degree in civil engineering

PERSONAL

- Attended East Burke (Icard, N.C.) High School where he was the No. 3 rated FB in the nation by Tom Lemming
- Did not play on the offensive line in HS
- As a FB, had 2,000 rushing yards and 31 TDs in his junior and senior seasons
- Also served as the team's punter and averaged 40.7 yards per punt
- Full name is Christian Tyler Shatley
- Twitter handle is @tyler_shatley

PLAYER BIOS

55

DAN SKUTA

LINEBACKER

6-2 265 LBS.

GRAND VALLEY STATE

BORN APRIL 21, 1986

FLINT, MICHIGAN

ACQ: UNRESTRICTED FREE AGENT (SAN FRANCISCO) 2015

EXP: 8TH YEAR



- **12/30 vs. BAL:** Posted a season-high four tackles (one solo) in the season finale

2011 (w/ CIN - 16/3)

- Played in all 16 games for the second straight season and made three starts at MLB
- Season totals included 20 tackles (nine solo), 0.5 sacks, one forced fumble and 11 special teams tackles

- **9/25 vs. S.F.:** Posted four tackles (one solo) and made a half-sack, the first of his career

- **10/16 vs. IND:** Made his first start of the season at MLB and posted a season-high five tackles (two solo)

2010 (w/ CIN - 16/1)

- Saw action in all 16 games for the first time in his career and added one start

- Posted a career-high 15 special teams tackles .

- **12/5 vs. N.O.:** Started the first game of his career at FB and matched his season-high of three special teams tackles

2009 (w/ CIN - 8/0)

- Played in eight games as a rookie after originally signing as an undrafted free agent

- **10/11 at BAL:** Made his NFL debut on after being promoted to the active roster from the team's practice squad on Oct. 8

- **1/9 vs. NYJ:** Made his postseason debut in the Wild Card Playoff Round and posted one special teams tackle

COLLEGE (at Grand Valley State, 2005-08)

- First-team All-America honors in NCAA Division II as a senior at Grand Valley State (Allendale, Mich.), and helped lead his teams to four-year record of 51-2, with two national titles

- Played DL and LB during his four seasons (2005-08)
- Posted 33.5 career sacks, the third-most in NCAA Division II history

- Team won by 24 or more points in 25 of his 53 career games
- Started his college career 40-0, going 13-0, 15-0 and 12-0 before losing in the 2007 NCAA Division II playoffs.

PERSONAL

- Attended Carman-Ainsworth (Mich.) High School where he was a two-way senior and tallied 116 tackles and rushed for 1,092 yards and 20 TDs

- Also lettered in baseball
- Twitter handle is @DSkuta51

TRANSACTIONS

Originally signed by Cincinnati as an undrafted rookie on 4/30/09 ... Waived on 9/5/09 ... Signed by Cincinnati to the practice squad on 9/6/09 ... Promoted to Cincinnati's 53-man roster on 10/8/09 ... Signed by San Francisco as an unrestricted free agent on 3/14/13 ... Signed by Jacksonville as an unrestricted free agent on 3/11/15

PRO (Games played/started - 107/33)

- Eighth-year OLB has spent time with Cincinnati and San Francisco before signing as an unrestricted free agent with Jacksonville on March 11, 2015
- Versatile athlete has appeared in games at OLB, MLB, DE and FB
- Has seen action in six postseason games, totaling four tackles, including 2.0 sacks

2016 (w/ JAX - 8/2)

- **9/11 vs. G.B.:** Recorded one solo tackle at LB and played on special teams
- **9/18 at S.D.:** Started at OTTO and saw action at special teams
- **9/25 vs. BAL:** Started at OTTO and recorded one solo tackle while also seeing action on special teams
- **10/2 vs. IND:** Inactive (hip)
- **10/16 at CHI:** Saw action at OTTO and on special teams
- **10/23 vs. OAK:** Saw action at OTTO and on special teams
- **10/27 at TEN:** Saw action at OTTO and registered three tackles (two solo)
- **11/6 at K.C.:** Saw action at OTTO and made one solo tackle
- **11/13 vs. HOU:** Saw action at OTTO, posting a season-high four solo tackles and one pass defended
- **11/20 at DET:** Inactive (back)
- **11/27 at BUF:** Inactive (back)

2015 (w/ JAX - 13/8)

- Played in 13 games with eight starts at OTTO in his first season with the Jaguars
- Made 37 tackles (31 solo), including three tackles for loss, 1.5 sacks, one pass defended and one forced fumble
- **9/13 vs. CAR:** Made six solo tackles, including 1.0 sack in Jaguars debut
- **10/4 at IND:** Made four tackles (three solo) and one forced fumble
- **10/18 vs. HOU:** Made two tackles (one solo), including a half-sack ... Added two special teams tackles
- **10/25 vs. BUF:** Made six solo tackles
- **12/27 at N.O.:** Started at OTTO and made four tackles (three solo)

2014 (w/ S.F. - 14/11)

- Started a career-high 11 of 14 games and had the best statistical season of his career
- Posted career-highs in tackles (27), sacks (5.0), QB hits (five), tackles for loss (five) and forced fumbles (three)
- **9/7 at DAL:** Started the season opener and totaled two tackles and one forced fumble
- **10/13 at STL:** Registered a career-high 2.0 sacks and forced one fumble
- **12/7 at OAK:** Started at LB and made a season-high five tackles (four solo), including 1.0 sack
- **12/14 at SEA:** Registered two tackles, including a sack in a second straight game
- **12/20 vs. S.D.:** Started at LB and posted a sack in a third straight game
- **12/28 vs. ARI:** Registered three tackles (one solo) in the season finale

2013 (w/ S.F. - 16/8)

- Played in all 16 games for the fourth consecutive season and made eight starts in his first season with San Francisco after signing as an unrestricted free agent
- Season totals included 22 tackles (15 solo), two passes defended, three QB hits, three tackles for loss and one fumble recovery
- **10/6 vs. HOU:** Posted three solo tackles, including one tackle for loss
- **10/27 at JAX:** Registered a career-high six solo tackles, including one tackle for loss and recovered a fumble and returned it 47 yards for a TD
- **11/10 vs. CAR:** Started at LB and made four tackles (two solo) and two passes defense
- **1/12 at CAR:** Posted his first career postseason sack in the Divisional Playoff Round
- **1/19 at SEA:** Registered a sack in his second straight postseason game in the NFC Championship game

2012 (w/ CIN - 16/0)

- Saw action in all 16 games for the third consecutive season
- Season totals included 10 tackles (five solo), one pass defended and 11 special teams tackles

REGULAR SEASON CAREER STATISTICS

YEAR	TEAM	GP/GS	TKL	SOLO	ASST	TFL	SACKS	FF	FR	INT	PD
2009	CIN	8/0	0	0	0	0	0.0	0	0	0	0
2010	CIN	16/1	2	0	2	0	0.0	0	0	0	0
2011	CIN	16/3	34	21	13	0	0.5	1	0	0	0
2012	CIN	16/0	12	6	6	0	0.0	0	0	0	1
2013	S.F.	16/8	22	15	7	3	0.0	0	1	0	2
2014	S.F.	14/11	27	21	6	5	5.0	3	0	0	1
2015	JAX	13/8	37	31	6	3	1.5	1	0	0	1
2016	JAX	8/2	11	10	1	0	0.0	0	0	0	1
NFL totals: 8 yrs.		107/33	145	104	41	11	7.0	5	1	0	6

Additional statistics: Special teams tackles: 73 over career; three in 2015, seven in 2014, seven in 2013, 17 in 2012, 13 in 2011, 16 in 2010 and 10 in 2009.

POSTSEASON CAREER STATISTICS

YEAR	TEAM	GP/GS	TKL	SOLO	ASST	SACKS	FF	FR	INT	PD
2009	CIN	1/0	0	0	0	0.0	0	0	0	0
2011	CIN	1/0	1	1	0	0.0	0	0	0	0
2012	CIN	1/0	1	1	0	0.0	0	0	0	0
2013	S.F.	3/0	2	2	0	2.0	0	0	0	0
NFL totals: 7 yrs.		6/0	4	4	0	2.0	0	0	0	0

Additional statistics: Special teams tackles: 3 over career; two in 2013, one in 2009.

CAREER HIGHS

	GAME	SEASON
Tackles:	9 (11/6/11 at TEN)	37 (2015)
Sacks:	2.0 (10/13/14 at STL)	5.0 (2014)
Forced fumbles:	1 (three times; last: 12/20/14 vs. S.D.)	3 (2014)
Fumble recoveries:	1 (10/27/13 at JAX)	1 (2013)
Passes defended:	2 (11/10/13 vs. CAR)	2 (2013)

PLAYER BIOS



2016 GAME-BY-GAME STATISTICS

DATE	OPP	TKL	SOLO	ASST	TFL	SACKS	ST	FF	FR	INT	PD
09/11	vs. Green Bay	1	1	0	0	0.0	0	0	0	0	0
09/18	at San Diego	0	0	0	0	0.0	0	0	0	0	0
09/25	vs. Baltimore	1	1	0	0	0.0	0	0	0	0	0
10/02	vs. Indianapolis					ina					
BYE WEEK											
10/16	at Chicago	0	0	0	0	0.0	0	0	0	0	0
10/23	vs. Oakland	1	1	0	0	0.0	0	0	0	0	0
10/27	at Tennessee	3	2	1	0	0.0	0	0	0	0	0
11/06	at Kansas City	1	1	0	0	0.0	0	0	0	0	0
11/13	vs. Houston	4	4	0	0	0.0	0	0	0	0	1
11/20	at Detroit					ina					
11/27	at Buffalo					ina					
12/04	vs. Denver										
12/11	vs. Minnesota										
12/18	at Houston										
12/24	vs. Tennessee										
01/01	at Indianapolis										
2016 totals:		11	10	1	0	0.0	0	0	0	0	1



2015 GAME-BY-GAME STATISTICS

DATE	OPP	TKL	SOLO	ASST	TFL	SACKS	ST	FF	FR	INT	PD
09/13	vs. Carolina	6	6	0	1	1.0	1	0	0	0	0
09/20	vs. Miami	2	2	0	1	0.0	0	0	0	0	1
09/27	at New England	2	2	0	0	0.0	0	0	0	0	0
10/04	at Indianapolis	4	3	1	0	0.0	0	1	0	0	0
10/11	at Tampa Bay	3	3	0	1	0.0	0	0	0	0	0
10/18	vs. Houston	2	1	1	0	0.5	2	0	0	0	0
10/25	vs. Buffalo	6	6	0	0	0.0	0	0	0	0	0
BYE WEEK											
11/08	at N.Y. Jets	1	1	0	0	0.0	0	0	0	0	0
11/15	at Baltimore					ina					
11/19	vs. Tennessee	1	1	0	0	0.0	0	0	0	0	0
11/29	vs. San Diego					ina					
12/06	at Tennessee					ina					
12/13	vs. Indianapolis	1	1	0	0	0.0	0	0	0	0	0
12/20	vs. Atlanta	1	1	0	0	0.0	0	0	0	0	0
12/27	at New Orleans	4	3	1	0	0.0	0	0	0	0	0
01/03	at Houston	4	1	3	0	0.0	0	0	0	0	0
2015 totals:		37	31	6	3	1.5	3	1	0	0	1



2014 GAME-BY-GAME STATISTICS

DATE	OPP	TKL	SOLO	ASST	TFL	SACKS	FF	FR	INT	PD	
09/07	at Dallas	4	2	2	0	0.0	1	0	0	0	
09/14	vs. Chicago	3	1	2	0	0.0	0	0	0	0	
09/21	at Arizona	2	2	0	0	0.0	0	0	0	1	
09/28	vs. Philadelphia	2	1	1	0	0.0	0	0	0	0	
10/05	vs. Kansas City	4	2	2	0	0.0	0	0	0	0	
10/13	at St. Louis	4	3	1	2	2.0	1	0	0	0	
10/19	at Denver	2	0	2	0	0.0	0	0	0	0	
BYE WEEK											
11/02	vs. St. Louis	1	0	1	0	0.0	0	0	0	0	
11/09	at New Orleans					ina					
11/16	at N.Y. Giants					ina					
11/23	vs. Washington	0	0	0	0	0.0	0	0	0	0	
11/27	vs. Seattle	0	0	0	0	0.0	0	0	0	0	
12/07	at Oakland	7	4	3	1	1.0	0	0	0	0	
12/14	at Seattle	0	0	0	1	1.0	0	0	0	0	
12/20	vs. San Diego	3	2	1	1	1.0	1	0	0	0	
12/28	vs. Arizona	3	2	1	0	0.0	0	0	0	0	
2014 totals:		35	19	16	5	5.0	3	0	0	1	

Additional statistics: seven special teams tackles



2013 GAME-BY-GAME STATISTICS

DATE	OPP	TKL	SOLO	ASST	TFL	SACKS	FF	FR	INT	PD	
09/08	vs. Green Bay	0	0	0	0	0.0	0	0	0	0	
09/15	at Seattle	1	0	1	0	0.0	0	0	0	0	
09/22	vs. Indianapolis	0	0	0	0	0.0	0	0	0	0	
09/26	at St. Louis	2	2	0	0	0.0	0	0	0	0	
10/06	vs. Houston	4	3	1	0	0.0	0	0	0	0	
10/13	vs. Arizona	1	0	1	0	0.0	0	0	0	0	
10/20	at Tennessee	1	0	1	0	0.0	0	0	0	0	
10/27	at Jacksonville	8	6	2	0	0.0	0	1	0	0	
BYE WEEK											
11/10	vs. Carolina	3	2	1	0	0.0	0	0	0	2	
11/17	at New Orleans	5	2	3	0	0.0	0	0	0	0	
11/25	at Washington	2	1	1	0	0.0	0	0	0	0	
12/01	vs. St. Louis	2	0	2	0	0.0	0	0	0	0	
12/08	vs. Seattle	1	1	0	0	0.0	0	0	0	0	
12/15	at Tampa Bay	0	0	0	0	0.0	0	0	0	0	
12/23	vs. Atlanta	2	0	2	0	0.0	0	0	0	0	
12/29	at Arizona	2	1	1	0	0.0	0	0	0	0	
2013 totals:		34	18	16	0	0.0	0	1	0	2	

01/05	at Green Bay	0	0	0	0	0.0	0	0	0	0
01/12	at Carolina	2	2	0	1	1.0	0	0	0	0
01/19	at Seattle	3	1	2	1	1.0	0	0	0	0
Postseason totals:		5	3	2	2	2.0	0	0	0	0



2012 GAME-BY-GAME STATISTICS

DATE	OPP	TKL	SOLO	ASST	TFL	SACKS	FF	FR	INT	PD	
09/10	at Baltimore	2	1	1	0	0.0	0	0	0	0	
09/16	vs. Cleveland	0	0	0	0	0.0	0	0	0	0	
09/23	at Washington	0	0	0	0	0.0	0	0	0	0	
09/30	at Jacksonville	0	0	0	0	0.0	0	0	0	0	
10/07	vs. Miami	1	0	1	0	0.0	0	0	0	0	
10/14	at Cleveland	2	1	1	0	0.0	0	0	0	0	
10/21	vs. Pittsburgh	1	1	0	0	0.0	0	0	0	0	
BYE WEEK											
11/04	vs. Denver	0	0	0	0	0.0	0	0	0	0	
11/11	vs. N.Y. Giants	1	1	0	0	0.0	0	0	0	0	
11/18	at Kansas City	0	0	0	0	0.0	0	0	0	0	
11/25	vs. Oakland	0	0	0	0	0.0	0	0	0	0	
12/02	at San Diego	0	0	0	0	0.0	0	0	0	0	
12/09	vs. Dallas	1	1	0	0	0.0	0	0	0	0	
12/13	at Philadelphia	0	0	0	0	0.0	0	0	0	0	
12/23	at Pittsburgh	0	0	0	0	0.0	0	0	0	0	
12/30	vs. Baltimore	0	0	0	0	0.0	0	0	0	1	
2012 totals:		12	6	6	0	0.0	0	0	0	1	

01/05	at Houston	2	2	0	0	0.0	0	0	0	0
Postseason totals:		2	2	0	0	0.0	0	0	0	0



2011 GAME-BY-GAME STATISTICS

DATE	OPP	TKL	SOLO	ASST	TFL	SACKS	FF	FR	INT	PD	
09/10	at Baltimore	2	1	1	0	0.0	0	0	0	0	
09/16	vs. Cleveland	0	0	0	0	0.0	0	0	0	0	
09/23	at Washington	0	0	0	0	0.0	0	0	0	0	
09/30	at Jacksonville	0	0	0	0	0.0	0	0	0	0	
10/07	vs. Miami	1	0	1	0	0.0	0	0	0	0	
10/14	at Cleveland	2	1	1	0	0.0	0	0	0	0	
10/21	vs. Pittsburgh	1	1	0	0	0.0	0	0	0	0	
BYE WEEK											
11/04	vs. Denver	0	0	0	0	0.0	0	0	0	0	
11/11	vs. N.Y. Giants	1	1	0	0	0.0	0	0	0	0	
11/18	at Kansas City	0	0	0	0	0.0	0	0	0	0	
11/25	vs. Oakland	0	0	0	0	0.0	0	0	0	0	
12/02	at San Diego	0	0	0	0	0.0	0	0	0	0	
12/09	vs. Dallas	1	1	0	0	0.0	0	0	0	0	
12/13	at Philadelphia	0	0	0	0	0.0	0	0	0	0	
12/23	at Pittsburgh	0	0	0	0	0.0	0	0	0	0	
12/30	vs. Baltimore	0	0	0	0	0.0	0	0	0	1	
2011 totals:		12	6	6	0	0.0	0	0	0	1	

01/05	at Houston	2	2	0	0	0.0	0	0	0	0
Postseason totals:		2	2	0	0	0.0	0	0	0	0

PLAYER BIOS



2010 GAME-BY-GAME STATISTICS

DATE	OPP	TKL	SOLO	ASST	TFL	SACKS	FF	FR	INT	PD
09/12	at New England	0	0	0	0	0.0	0	0	0	0
09/19	vs. Baltimore	0	0	0	0	0.0	0	0	0	0
09/26	at Carolina	0	0	0	0	0.0	0	0	0	0
10/03	at Cleveland	0	0	0	0	0.0	0	0	0	0
10/10	vs. Tampa Bay	0	0	0	0	0.0	0	0	0	0
BYE WEEK										
10/24	at Atlanta	0	0	0	0	0.0	0	0	0	0
10/31	vs. Miami	0	0	0	0	0.0	0	0	0	0
11/08	vs. Pittsburgh	0	0	0	0	0.0	0	0	0	0
11/14	at Indianapolis	0	0	0	0	0.0	0	0	0	0
11/21	vs. Buffalo	0	0	0	0	0.0	0	0	0	0
11/25	at N.Y. Jets	0	0	0	0	0.0	0	0	0	0
12/05	vs. New Orleans	0	0	0	0	0.0	0	0	0	0
12/12	at Pittsburgh	0	0	0	0	0.0	0	0	0	0
12/19	vs. Cleveland	0	0	0	0	0.0	0	0	0	0
12/26	vs. San Diego	2	0	2	0	0.0	0	0	0	0
01/02	at Baltimore	0	0	0	0	0.0	0	0	0	0
2010 totals:		2	0	2	0	0.0	0	0	0	0



2009 GAME-BY-GAME STATISTICS

DATE	OPP	TKL	SOLO	ASST	TFL	SACKS	FF	FR	INT	PD
09/13	vs. Denver					ps				
09/20	at Green Bay					ps				
09/27	vs. Pittsburgh					ps				
10/04	at Cleveland					ps				
10/11	at Baltimore	0	0	0	0	0.0	0	0	0	0
10/18	vs. Houston	0	0	0	0	0.0	0	0	0	0
10/25	vs. Chicago	0	0	0	0	0.0	0	0	0	0
BYE WEEK										
11/08	vs. Baltimore	0	0	0	0	0.0	0	0	0	0
11/15	at Pittsburgh	0	0	0	0	0.0	0	0	0	0
11/22	at Oakland	0	0	0	0	0.0	0	0	0	0
11/29	vs. Cleveland	0	0	0	0	0.0	0	0	0	0
12/06	vs. Detroit	0	0	0	0	0.0	0	0	0	0
12/13	at Minnesota	0	0	0	0	0.0	0	0	0	0
12/20	at San Diego	0	0	0	0	0.0	0	0	0	0
12/27	vs. Kansas City	0	0	0	0	0.0	0	0	0	0
01/03	at N.Y. Jets	0	0	0	0	0.0	0	0	0	0
2009 totals:		0	0	0	0	0.0	0	0	0	0

PLAYER BIOS

98

CHRIS SMITH

DEFENSIVE END

6-1 270 LBS.

ARKANSAS

BORN FEBRUARY 11, 1992

MOUNT ULLA, NORTH CAROLINA

ACQ: 5TH ROUND OF 2014 DRAFT (159TH)

EXP: 3RD YEAR



TRANSACTIONS

Originally drafted by Jacksonville in the fifth round (159th overall) of the 2014 draft

PRO (Games played/started - 16/0)

• Second-year DE was a fifth-round draft pick in 2014

2016 (w/ JAX - 3/0)

- **9/11 vs. G.B.:** Inactive
- **9/18 at S.D.:** Inactive
- **9/25 vs. BAL:** Inactive
- **10/2 vs. IND:** Recorded two solo tackles, 1.0 sack and a tackle for a loss in 14 defensive snaps played
- **10/16 at CHI:** Inactive
- **10/23 vs. OAK:** Inactive
- **10/27 at TEN:** Recorded two solo tackles
- **11/6 at K.C.:** Saw action at DE and on special teams
- **11/13 at HOU:** Inactive (eye)
- **11/20 at DET:** Inactive (eye)
- **11/27 at BUF:** Inactive (eye)

2015 (w/ JAX - 6/0)

Saw action in six games at DT and totaled 10 tackles (eight solo), including one tackle for loss, one pass defended and 0.5 sack

- **9/13 vs. CAR:** Made a career-high four solo tackles, including one tackle for loss and one pass defended
- **9/20 vs. MIA:** Made two tackles (one solo)
- **9/27 at N.E.:** Recorded 0.5 sacks on Patriots QB Tom Brady

2014 (w/ JAX - 7/0)

Appeared in seven games as a rookie ... Finished with three sacks along with five tackles ... Made opening day roster but was waived on Sept. 13 and signed to practice squad on Sept. 15 ... Promoted to 53-man roster on Oct. 20

- **10/26 vs. MIA:** Made NFL debut and saw action on special teams
- **11/2 at CIN:** Split a sack with DE Ryan Davis on the Bengals first possession, the first sack of his career
- **11/23 at IND:** Sacked QB Andrew Luck in the first quarter and forced a fumble that was recovered by DT Sen'Derrick Marks
- **12/7 vs. HOU:** Split a sack with Marks on the Texans' first possession and had two QB hits
- **12/18 vs. TEN:** Totaled two solo tackles and one sack of QB Charlie Whitehurst

COLLEGE (at Arkansas, 2010-13)

- Four-year letterman
- Appeared in 43 games with 27 starts, 15 at strong-side DE and 12 on the weak-side
- Started final 24 games of his career
- Career totals include 122 tackles (64 solo), 21.5 sacks, 30.5 tackles for loss and 20 QB pressures
- One of five players in school history with 20-plus sacks
- Was enrolled in Fulbright College of Arts and Sciences

PERSONAL

- Son of Sherry and William Smith
- Attended West Rowan (Mount Ulla, N.C.) High School, where he played for head coach Scott Young
- Led team to back-to-back state championships including 30 straight victories
- Over his junior and senior season, compiled more than 200 tackles and 48 sacks
- Twitter handle is @98ChrisSmith

REGULAR SEASON CAREER STATISTICS

YEAR	TEAM	GP/GS	TKL	SOLO	ASST	TFL	SACKS	ST	FF	FR	INT	PD
2014	JAX	7/0	5	3	2	1	3.0	0	1	0	0	0
2015	JAX	6/0	10	8	2	1	0.5	0	0	0	0	1
2016	JAX	3/0	4	4	0	1	1.0	0	0	0	0	0
NFL totals: 3 yrs.		16/0	19	15	4	3	4.5	0	1	0	0	1

CAREER HIGHS

	GAME	SEASON
Tackles:	4 (9/13/15 vs. CAR)	10 (2015)
Sacks:	1.0 (three; last: 10/2/16 vs. IND)	3.0 (2014)
Forced fumbles:	1 (11/23/14 vs. IND)	1 (2014)
Passes defended:	1 (9/13/15 vs. CAR)	1 (2015)

2016 GAME-BY-GAME STATISTICS

DATE	OPP	TKL	SOLO	ASST	TFL	SACKS	ST	FF	FR	INT	PD
09/11	vs. Green Bay					ina					
09/18	at San Diego					ina					
09/25	vs. Baltimore					ina					
10/02	vs. Indianapolis	2	2	0	1	1.0	0	0	0	0	0
BYE WEEK											
10/16	at Chicago					ina					
10/23	vs. Oakland					ina					
10/27	at Tennessee	2	2	0	0	0.0	0	0	0	0	0
11/06	at Kansas City	0	0	0	0	0.0	0	0	0	0	0
11/13	vs. Houston					ina					
11/20	at Detroit					ina					
11/27	at Buffalo					ina					
12/04	vs. Denver										
12/11	vs. Minnesota										
12/18	at Houston										
12/24	vs. Tennessee										
01/01	at Indianapolis										
2016 totals:		4	4	0	1	1.0	0	0	0	0	0

2015 GAME-BY-GAME STATISTICS

DATE	OPP	TKL	SOLO	ASST	TFL	SACKS	ST	FF	FR	INT	PD
09/13	vs. Carolina	4	4	0	1	0.0	0	0	0	0	1
09/20	vs. Miami	2	1	1	0	0.0	0	0	0	0	0
09/27	at New England	1	0	1	0	0.5	0	0	0	0	0
10/04	at Indianapolis					ina					
10/11	at Tampa Bay					ina					
10/18	vs. Houston					ina					
10/25	vs. Buffalo					ina					
BYE WEEK											
11/08	at N.Y. Jets					ina					
11/15	at Baltimore					ina					
11/19	vs. Tennessee					ina					
11/29	vs. San Diego	1	1	0	0	0.0	0	0	0	0	0
12/06	at Tennessee					ina					
12/13	vs. Indianapolis	2	2	0	0	0.0	0	0	0	0	0
12/20	vs. Atlanta	0	0	0	0	0.0	0	0	0	0	0
12/27	at New Orleans					ina					
01/03	at Houston					ina					
2015 totals:		10	8	2	1	0.5	0	0	0	0	1

2014 GAME-BY-GAME STATISTICS

DATE	OPP	TKL	SOLO	ASST	TFL	SACKS	ST	FF	FR	INT	PD
09/07	at Philadelphia					ina					
09/14	at Washington					--					
09/21	vs. Indianapolis					ps					
09/28	at San Diego					ps					
10/05	vs. Pittsburgh					ps					
10/12	at Tennessee					ps					
10/19	vs. Cleveland					ps					
10/26	vs. Miami	0	0	0	0	0.0	0	0	0	0	0
11/02	at Cincinnati	1	0	1	0	0.5	0	0	0	0	0
11/09	vs. Dallas	0	0	0	0	0.0	0	0	0	0	0
BYE WEEK											
11/23	at Indianapolis	1	1	0	0	1.0	0	1	0	0	0
11/30	vs. N.Y. Giants					ina					
12/07	vs. Houston	1	0	1	0	0.5	0	0	0	0	0
12/14	at Baltimore	0	0	0	0	0.0	0	0	0	0	0
12/18	vs. Tennessee	2	2	0	1	1.0	0	0	0	0	0
01/03	at Houston					ina					
2014 totals:		5	3	2	1	3.0	0	1	0	0	0

PLAYER BIOS

50

TELVIN SMITH

LINEBACKER

6-3 223 LBS.

FLORIDA STATE

BORN APRIL 11, 1991

VALDOSTA, GEORGIA

ACQ: 5TH ROUND OF 2014 DRAFT (144TH)

EXP: 3RD YEAR



TRANSACTIONS

Originally drafted by Jacksonville in the fifth round (144th overall) of the 2014 draft

PRO (Games played/started - 41/35)

• His streak of 31 straight games with five-plus tackles is the second-longest active streak in the NFL

2016 (w/ JAX - 11/11)

- **9/11 vs. G.B.:** Made his 25th career start at WLB and tallied eight tackles (six solo), including two tackles for loss
- **9/18 at S.D.:** Started at WLB and made nine tackles (seven solo), including two tackles for loss
- **9/25 vs. BAL:** Started at WLB and had seven tackles (six solo), including one tackle for a loss and two passes defended
- **10/2 vs. IND:** Recorded a team-high eight solo tackles and also had a tackle for a loss
- **10/16 at OAK:** Posted eight solo tackles, including one tackle for loss
- **10/23 vs. CHI:** Registered five tackles (four solo), including a season-high three tackles for loss
- **10/27 at TEN:** Recorded a team-high 15 tackles (10 solo) starting at WLB
- **11/6 at K.C.:** Had five solo tackles and one pass defended
- **11/13 vs. HOU:** Tied for the team-lead with six tackles (four solo)
- **11/20 at DET:** Started at WLB and led the team with eight tackles (seven solo), including one tackle for loss and one fumble recovery
- **11/27 at BUF:** Led the team with nine tackles (seven solo), including two tackles for loss

2015 (w/ JAX - 14/14)

Played and started in 14 games at WLB in his second season with the Jaguars ... Finished second on the team with 128 tackles, the most in the NFL by a player in his first or second season ... Added seven passes defended, the second-most on the team

- **9/13 vs. CAR:** Recorded nine tackles (seven solo) and three tackles for loss
- **9/20 vs. MIA:** Led the team with nine tackles (six solo) and recorded one pass defended
- **9/27 at N.E.:** Recorded 11 tackles (seven solo) in team's road opener
- **10/4 at IND:** Made eight tackles (six solo) and 0.5 sacks
- **10/11 at T.B.:** Recorded 14 tackles (13 solo) and one tackle for loss
- **10/25 vs. BUF:** Made a team-high nine tackles (eight solo), including two tackles for loss and three passes defended ... Recorded his first career TD, intercepting QB **E.J. Manuel** and returning it 26 yards for the second-quarter score
- **11/8 at NYJ:** Made seven tackles (five solo), including two passes defended, one forced fumble and a tackle for loss
- **11/15 at BAL:** Led the team with 12 tackles (five solo)
- **12/6 at TEN:** Registered nine tackles (seven solo), two sacks, including one sack-fumble ... First Jaguars LB with multiple sacks in a single game since **Paul Posluszny** registered 2.0 sacks in Week 17 of the 2012 season and is just the sixth linebacker in franchise history to accomplish the feat, joining Posluszny, **Mike Peterson**, **Akin Ayodele**, **Kevin Hardy** (two games with multiple sacks) and **Brant Boyer** (two games with multiple sacks)
- **12/13 vs. IND:** Started at WLB and made nine tackles (eight solo), including one tackle for loss ... Added one pass defended

2014 (w/ JAX - 16/10)

Appeared in all 16 games and made 10 starts at LB ... Ranked second on team with 99 tackles (68 solo) and nine tackles for loss ... Had a team-high two fumble recoveries along with four passes defended, one QB hit and one forced fumble ... Ranked third among all NFL rookies in tackles

- **9/7 at PHI:** Made NFL debut and posted three solo tackles with one stop for loss
- **9/14 at WAS:** Produced four tackles (two solo) including his first career sack: QB **Kirk Cousins** for an 11-yard loss in the fourth quarter
- **10/19 vs. CLE:** Named AFC Defensive Player of the Week after producing a sack/forced fumble, interception and two passes defended ... Registered a sack/forced fumble of QB **Brian Hoyer** in the third quarter and the ball was recovered by **Paul Posluszny** ... With 5:21 remaining in the game, Smith picked off Hoyer and returned it 15 yards to set up a Jaguars TD
- **11/23 at IND:** Started at LB and paced the team with 12 tackles (nine solo) along with two fumble recoveries and two tackles for loss ... Recovered an **Andrew Luck** fumble in the first quarter and a **Dan Herron** fumble in the second quarter
- **11/30 vs. NYG:** Started at LB and had double-digit tackles for the second straight game, finishing with 10 stops (eight solo)
- **12/18 vs. TEN:** Compiled a then career-high 15 tackles (10 solo) including one for

loss

• **12/28 at HOU:** Registered a career-high 16 tackles (11 solo) in the season-finale **COLLEGE (at Florida State, 2010-13)**

- Appeared in 54 games with 15 starts
- Totaled 214 tackles (139 solo) with seven sacks, 29 tackles for loss and six QB pressures
- Added four fumble recoveries and two forced fumbles
- Had 10 passes defended and four INTs, three returned for TDs
- Started all 14 games as a senior and tallied a team-high 90 tackles (61 solo), three INTs, 9.5 tackles for loss, two sacks, two fumble recoveries and four passes defended
- Recorded three INTs and tied the school single-season record with three returned for TDs
- First-team All-ACC selection by the league's coaches, ESPN.com and The Sporting News
- Majored in sports administration

PERSONAL

- Attended Lowndes High School in Georgia
- Received four-star ranking from Rivals.com and a three-star rating from Scout.com
- Super Prep All-State selection
- Registered 109 tackles (84 solo) as a senior with a pair of INTs
- Recorded 97 tackles, 16 tackles for loss and two INTs as a junior, leading team to Class 5A championship
- Played in the Georgia Athletic Coaches Association North/South All-Star Classic
- Twitter handle is @TelvinSmith_22

REGULAR SEASON CAREER STATISTICS

YEAR	TEAM	GP/GS	TKL	SOLO	ASST	TFL	SACKS	ST	FF	FR	PD	INT
2014	JAX	16/10	99	68	31	9	2.0	4	1	2	4	1
2015	JAX	14/14	128	99	29	13	2.5	0	2	0	7	1
2016	JAX	11/11	88	72	16	13	0.0	0	0	1	5	0
NFL totals: 3 yrs.		41/35	315	239	76	35	4.5	4	3	3	16	2

CAREER HIGHS

	GAME	SEASON
Tackles:	16 (12/28/14 at HOU)	128 (2015)
Tackles for loss:	3 (9/13/15 vs. CAR)	13 (2015)
Sacks:	2.0 (12/6/15 at TEN)	2.5 (2015)
Forced fumbles:	1 (three times; last: 12/6/15 at TEN)	2 (2015)
Fumble recoveries:	2 (11/23/14 at IND)	2 (2014)
Passes defended:	3 (10/25/15 vs. BUF)	7 (2015)
Interceptions:	1 (two times; last: 10/25/15 vs. BUF)	1 (2014 & 2015)

2016 GAME-BY-GAME STATISTICS

DATE	GAME	TKL	SOLO	ASST	TFL	SACKS	ST	FF	FR	PD	INT
09/11	vs. Green Bay	8	6	2	2	0.0	0	0	0	0	0
09/18	at San Diego	9	7	2	2	0.0	0	0	0	0	0
09/25	vs. Baltimore	7	6	1	1	0.0	0	0	0	2	0
10/02	vs. Indianapolis	8	8	0	1	0.0	0	0	0	0	0
BYE WEEK											
10/16	at Chicago	8	8	0	1	0.0	0	0	0	1	0
10/23	vs. Oakland	5	4	1	3	0.0	0	0	0	0	0
10/27	at Tennessee	15	10	5	0	0.0	0	0	0	1	0
11/06	at Kansas City	5	5	0	0	0.0	0	0	0	1	0
11/13	vs. Houston	6	4	2	0	0.0	0	0	0	0	0
11/20	at Detroit	8	7	1	1	0.0	0	0	1	0	0
11/27	at Buffalo	9	7	2	2	0.0	0	0	0	0	0
12/04	vs. Denver										
12/11	vs. Minnesota										
12/18	at Houston										
12/24	vs. Tennessee										
01/01	at Indianapolis										
2016 totals:		88	72	16	13	0.0	0	0	1	5	0

PLAYER BIOS



2015 GAME-BY-GAME STATISTICS

DATE	GAME	TKL	SOLO	ASST	TFL	SACKS	ST	FF	FR	PD	INT
09/13	vs. Carolina	9	7	2	3	0.0	0	0	0	0	0
09/20	vs. Miami	9	6	3	0	0.0	0	0	0	1	1
09/27	at New England	11	7	4	0	0.0	0	0	0	0	0
10/04	at Indianapolis	9	5	4	1	0.5	0	0	0	0	0
10/11	at Tampa Bay	14	13	1	1	0.0	0	0	0	0	0
10/18	vs. Houston	7	7	0	1	0.0	0	0	0	0	0
10/25	vs. Buffalo	9	8	1	2	0.0	0	0	0	3	1
	BYE WEEK										
11/08	at N.Y. Jets	8	6	2	1	0.0	0	1	0	2	0
11/15	at Baltimore	12	5	7	0	0.0	0	0	0	0	0
11/19	vs. Tennessee	9	8	1	1	0.0	0	0	0	0	0
11/29	vs. San Diego	7	6	1	0	0.0	0	0	0	0	0
12/06	at Tennessee	9	7	2	1	2.0	0	1	0	0	0
12/13	vs. Indianapolis	9	8	1	1	0.0	0	0	0	1	0
12/20	vs. Atlanta	6	6	0	1	0.0	0	0	0	0	0
12/27	at New Orleans					ina					
01/03	at Houston					ina					
2015 totals:		128	99	29	13	2.5	0	2	0	7	1




2014 GAME-BY-GAME STATISTICS

DATE	GAME	TKL	SOLO	ASST	TFL	SACKS	ST	FF	FR	PD	INT
09/07	at Philadelphia	3	3	0	1	0.0	0	0	0	0	0
09/14	at Washington	4	2	2	1	1.0	0	0	0	0	0
09/21	vs. Indianapolis	3	2	1	0	0.0	0	0	0	0	0
09/28	at San Diego	1	1	0	0	0.0	0	0	0	0	0
10/05	vs. Pittsburgh	4	2	2	0	0.0	0	0	0	0	0
10/12	at Tennessee	2	2	0	0	0.0	0	0	0	0	0
10/19	vs. Cleveland	4	3	1	1	1.0	0	1	0	2	1
10/26	vs. Miami	5	2	3	0	0.0	0	0	0	1	0
11/02	at Cincinnati	7	5	2	0	0.0	0	0	0	0	0
11/09	vs. Dallas	3	3	0	1	0.0	0	0	0	0	0
	BYE WEEK										
11/23	at Indianapolis	12	9	3	2	0.0	0	0	2	0	0
11/30	vs. N.Y. Giants	10	9	2	0	0.0	0	0	0	0	0
12/07	vs. Houston	5	4	1	2	0.0	0	0	0	1	0
12/14	at Baltimore	5	1	4	0	0.0	0	0	0	0	0
12/18	vs. Tennessee	15	10	5	1	0.0	0	0	0	0	0
12/28	at Houston	16	11	5	0	0.0	0	0	0	0	0
2014 totals:		99	68	31	9	2.0	0	1	2	4	1

PLAYER BIOS

87

NEAL STERLING



TIGHT END

6-4 235 LBS.

MONMOUTH

BORN JANUARY 14, 1992

BELMAR, NEW JERSEY

ACQ: 7TH ROUND OF 2015 DRAFT (220TH)

EXP: 2ND YEAR

TRANSACTIONS

Originally drafted by Jacksonville in the fifth round (144th overall) of the 2014 draft ... Waived on 9/5/15 ... Signed to the practice squad on 9/6/15 ... Promoted to the active roster on 10/20/15

PRO (Games played/started - 15/0)

- First player selected from Monmouth in Jaguars draft history
- Second player from Monmouth selected in the NFL Draft
- Switched from WR to TE prior to the 2016 season

2016 (w/ JAX - 6/0)

- **9/11 vs. G.B.:** Played 18 snaps on special teams
- **9/18 at S.D.:** Lined up at WR and saw action on special teams
- **9/25 vs. BAL.:** Contributed on special teams and lined up at WR
- **10/2 vs. IND:** Recorded his first career reception, a 10-yard pass from QB **Blake Bortles**
- **10/16 at CHI:** Inactive (foot)
- **10/23 vs. OAK:** Inactive for the second straight week
- **10/27 at TEN:** Inactive
- **11/6 at K.C.:** Inactive
- **11/13 vs. HOU:** Saw action on special teams
- **11/20 at DET:** Inactive (foot)
- **11/27 at BUF:** Saw action at TE, posting two receptions for 16 yards, and on special teams

2015 (w/ JAX - 9/0)

- Spent the first six weeks of his rookie season on the practice squad before promotion to the active roster
- Played in nine games on special teams

COLLEGE (at Monmouth, 2010-14)

- Career totals include 212 receptions, 2,615 yards and 22 touchdowns in 43 career games
- Finished his career as the most decorated Monmouth wide receiver since Miles Austin, finishing in the top three in every Monmouth receiving record
- Became the school's all-time leader in receptions in Monmouth's second-to-last game of his senior season against top-ranked Coastal Carolina
- Majored in health studies and physical education

PERSONAL

- Played wide receiver and safety under coach Pete Cahill at Manasquan (N.J.) High School
- Helped lead the Warriors to a 9-3 record and a National-Division Championship
- Earned First Team All-Shore Conference, All-Monmouth County and All-Division honors at WR in 2009
- Member of National Honor Society
- Son of Michael and Tina Sterling

REGULAR SEASON CAREER STATISTICS

YEAR	TEAM	GP/GS	RECs	YDS	AVG.	LG	TD
2015	JAX	9/0	0	0	0.0	0	0
2016	JAX	6/0	3	26	8.7	10	0
2016 totals: 2 yrs.		15/0	3	26	8.7	10	0

2016 GAME-BY-GAME STATISTICS

DATE	OPP	RECs	YDS	AVG.	LG	TD
09/11	vs. Green Bay	0	0	0.0	0	0
09/18	at San Diego	0	0	0.0	0	0
09/25	vs. Baltimore	0	0	0.0	0	0
10/02	vs. Indianapolis	1	10	10.0	10	0
BYE WEEK						
10/16	at Chicago			ina		
10/23	vs. Oakland			ina		
10/27	at Tennessee			ina		
11/06	at Kansas City			ina		
11/13	vs. Houston	0	0	0.0	0	0
11/20	at Detroit			ina		
11/27	at Buffalo	2	16	8.0	10	0
12/04	vs. Denver					
12/11	vs. Minnesota					
12/18	at Houston					
12/24	vs. Tennessee					
01/01	at Indianapolis					
2016 totals:		3	26	8.7	10	0

PLAYER BIOS

80 JULIUS THOMAS



TIGHT END

6-5 260 LBS.


PORTLAND STATE

BORN JUNE 27, 1988

STOCKTON, CALIFORNIA

ACQ: UNRESTRICTED FREE AGENT (DENVER) 2015

EXP: 6TH YEAR



TRANSACTIONS

Originally drafted by Denver in the fourth round (129th overall) of the 2011 draft ... Signed by Jacksonville as an unrestricted free agent on 3/11/15

PRO (Games played/started - 57/41, 4/3)

- Sixth-year TE spent first four seasons with Denver after being selected in the fourth round of 2011 draft
- Two-time Pro Bowl selection (2013, 2014)
- Has 33 receiving TDs since the 2013 season, the most by an NFL TE during that span
- Became the first TE in NFL history to register 12-plus TDs in consecutive seasons (2013-14)
- Has posted 100+ receiving yards in four games, multiple TDs in six games and five-plus catches in 14 games

2016 (w/ JAX - 9/6)

- **9/11 vs. G.B.:** Made five catches for 64 yards, including a 22-yard TD
- **9/18 at S.D.:** Had four catches for 71 yards (17.8 rec. avg.)
- **9/25 vs. BAL:** Started at TE and recorded two receptions for 13 yards
- **10/2 vs. IND:** Inactive (elbow)
- **10/16 at CHI:** Posted two receptions for 28 yards
- **10/23 vs. OAK:** Caught three passes for 20 yards (6.7 rec. avg.), including a nine-yard TD pass, his second TD of the season
- **10/27 at TEN:** Started at TE and recorded three receptions for 28 yards including a 10-yard TD pass from QB **Blake Bortles**
- **11/6 at K.C.:** Posted two receptions for 21 yards
- **11/13 vs. HOU:** Had six receptions for 24 yards and one TD
- **11/20 at DET:** Had three receptions for 12 yards (4.0 rec. avg.)
- **11/27 at BUF:** Inactive (back)

2015 (w/ JAX - 12/10)

Missed the first four games of the season due to a thumb injury ... Played in 12 games with 10 starts and caught 46 passes for 455 yards (9.9 rec. avg.) and five TDs ... Caught a TD in four consecutive games between 11/19 and 12/13, the longest streak by a Jaguars TE since **Mercedes Lewis** from 12/1/13 - 12/22/13

- **10/11 at T.B.:** Made his Jaguars debut, recording two catches for 20 yards (10.0 avg.)
- **10/18 vs. HOU:** Made his first start as a Jaguar, making seven receptions for 78 yards (11.1 rec. avg.) and his first TD as a Jaguar
- **11/19 vs. TEN:** Had five receptions for 28 yards (5.6 rec. avg.) and a game-winning 5-yard TD reception in the fourth quarter
- **11/29 vs. S.D.:** Had a career-high-tying nine receptions for a season-high 116 yards (12.9 rec. avg.) and one TD
- **12/6 at TEN:** Posted two receptions for 15 yards (7.5 rec. avg.) and one TD

2014 (w/ DEN - 13/10, 1/0)

Missed three games with an ankle injury ... Season totals included 43 receptions for 489 yards (11.4 rec. avg.) and team-high 12 TDs ... Earned his second consecutive Pro Bowl selection

- **10/5 vs. ARI:** Caught Denver QB Peyton Manning's historic 500th TD pass in the first quarter
- **10/12 at NYJ:** Caught two TDs, increasing his season total to nine receiving TDs through five games, tied for the most in NFL history (most-ever by an NFL TE)
- **11/9 at OAK:** Made his 100th career reception and caught his final two TDs
- **1/11/15 vs. IND:** Registered six receptions for 53 yards (8.8 rec. avg.) in the Broncos' 24-13 loss on in the AFC Divisional Playoff round

2013 (w/ DEN - 14/14, 3/3)

Started 14 games and finished with 65 catches for 788 yards (12.1 rec. avg.) and a career-high 12 TDs ... Earned his first Pro Bowl selection ... Had at least one TD in 10 of 16 games

- **9/5 vs. BAL:** Opened the season with five receptions for 110 yards and two TDs, posting his first career 100-yard receiving game
- **10/6 at DAL:** Set career highs in receptions (nine) and receiving yards (122) and added two receiving TDs
- **11/10 at S.D.:** Caught a 74-yard TD pass
- **12/22 at HOU:** Caught Peyton Manning's record-breaking 51st TD pass on a 25-yard completion, finishing with six receptions for 78 yards (13.0 rec. avg.)
- **1/12/14 vs. S.D.:** Led the team with 76 receiving yards on six receptions (12.7 rec. avg.) in his postseason debut in the AFC Divisional Playoff game
- **1/19 vs. N.E.:** Led team with eight receptions for 85 yards (10.6 rec. avg.) in the AFC Championship game

2012 (w/ DEN - 4/0)

Appeared in the first four games of the season before being declared a game day inactive for the remainder of the season with an ankle injury

2011 (w/ DEN - 5/1)

Saw action in five games with one start as a rookie

- **9/18 vs. CIN:** Made first career reception for five yards

COLLEGE (at Portland State, 2007-10)

- Played one season of collegiate football during his senior season
- Named first-team All-Big Sky Conference after starting 10 of 11 games and posting 29 receptions for 453 yards (15.6 rec. avg.) and two TDs as a senior
- Participated in the East-West Shrine Game following his senior season and caught a five-yard TD and two-point conversion for the West team
- Four-year letterman for Portland State's basketball team
- Led basketball team to its first two appearances in the NCAA tournament (2008, 2009) in school history
- Finished as the program's all-time leader in games played (121), career wins (78) and field goal pct. (.663)
- Graduated with a degree in business administration

PERSONAL

- Attended Tokay (Lodi, Calif.) High School
- Was a standout power forward and center on the school's basketball team
- Led team to a 25-9 overall record and a San Joaquin Section title during his senior year when he was named co-player of the Year by The Record (San Joaquin)
- Twitter handle is @Julius_Thomas

REGULAR SEASON CAREER STATISTICS							
YEAR	TEAM	GP/GS	NO	YDS	AVG	LG	TD
2011	DEN	5/1	1	5	5.0	5	0
2012	DEN	4/0	0	0	0.0	0	0
2013	DEN	14/14	65	788	12.1	74t	12
2014	DEN	13/10	43	489	11.4	35t	12
2015	JAX	12/10	46	455	9.9	34	5
2016	JAX	9/6	30	281	9.4	24	4
NFL totals: 6 yrs.		57/41	185	2,018	10.9	74t	33

POSTSEASON CAREER STATISTICS							
YEAR	TEAM	GP/GS	NO	YDS	AVG	LG	TD
2013	DEN	3/3	18	188	10.4	37	0
2014	DEN	1/0	6	53	8.8	32	0
NFL totals: 6 yrs.		4/3	24	241	10.0	37	0

CAREER HIGHS		
	GAME	SEASON
Receptions:	9 (twice, last: 11/29/15 vs. S.D.)	65 (2013)
Receiving yards:	122 (10/6/13 at DAL)	788 (2013)
Longest reception:	74 (11/10/13 at S.D.)	74 (2013)
Touchdowns:	3 (9/7/14 vs. IND)	12 (2013 & 2014)

2016 GAME-BY-GAME STATISTICS							
DATE	OPP	RECS	YDS	AVG.	LG	TD	
09/11	vs. Green Bay	5	64	12.8	22t	1	
09/18	at San Diego	4	71	17.8	24	0	
09/25	vs. Baltimore	2	13	6.5	8	0	
10/02	vs. Indianapolis			ina			
	BYE WEEK						
10/16	at Chicago	2	28	14.0	15	0	
10/23	vs. Oakland	3	20	6.7	9t	1	
10/27	at Tennessee	3	28	9.3	10t	1	
11/06	at Kansas City	2	21	10.5	12	0	
11/13	vs. Houston	6	24	4.0	12	1	
11/20	at Detroit	3	12	4.0	9	0	
11/27	at Buffalo			ina			
12/04	vs. Denver						
12/11	vs. Minnesota						
12/18	at Houston						
12/24	vs. Tennessee						
01/01	at Indianapolis						
2016 totals:		30	281	9.4	24	4	

PLAYER BIOS

2015 GAME-BY-GAME STATISTICS

DATE	GAME	RECS	YDS	AVG.	LG	TD
09/13	vs. Carolina			ina		
09/20	vs. Miami			ina		
09/27	at New England			ina		
10/04	at Indianapolis			ina		
10/11	at Tampa Bay	2	20	10.0	15	0
10/18	vs. Houston	7	78	11.1	29t	1
10/25	vs. Buffalo	1	4	4.0	4	0
	BYE WEEK					
11/08	at N.Y. Jets	3	14	4.7	7	0
11/15	at Baltimore	2	23	11.5	12	0
11/19	vs. Tennessee	5	28	5.6	12	1
11/29	vs. San Diego	9	116	12.9	34	1
12/06	at Tennessee	2	15	7.5	9t	1
12/13	vs. Indianapolis	5	54	10.8	30	1
12/20	vs. Atlanta	6	79	13.2	22	0
12/27	at New Orleans	2	12	6.0	8	0
01/03	at Houston	2	12	6.0	6	0
2015 totals:		46	455	9.9	34	5

2014 GAME-BY-GAME STATISTICS

DATE	GAME	RECS	YDS	AVG.	LG	TD
09/07	vs. Indianapolis	7	104	14.9	35t	3
09/14	vs. Kansas City	4	39	9.8	16	1
09/21	at Seattle	3	17	5.7	9	1
	BYE WEEK					
10/05	vs. Arizona	6	66	11.0	25	2
10/12	at N.Y. Jets	4	51	12.8	22t	2
10/19	vs. San Francisco	4	27	6.8	10	0
10/23	vs. San Diego	2	23	11.5	17	0
11/02	at New England	2	33	16.5	18t	1
11/09	at Oakland	6	63	10.5	32t	2
11/16	at St. Louis	2	3	1.5	2	0
11/23	vs. Miami			ina		
11/30	at Kansas City			ina		
12/07	vs. Buffalo			DNP		
12/14	at San Diego	1	30	30.0	30	0
12/22	at Cincinnati	2	33	16.5	26	0
12/28	vs. Oakland	0	0	0.0	0	0
2014 totals:		43	489	11.4	35t	12
01/11	vs. Indianapolis	6	53	8.8	32	0
Postseason totals:		6	52	8.8	32	0

2013 GAME-BY-GAME STATISTICS

DATE	GAME	RECS	YDS	AVG.	LG	TD
09/05	vs. Baltimore	5	110	22.0	44	2
09/15	at N.Y. Giants	6	47	7.8	19	1
09/23	vs. Oakland	3	37	12.3	14	1
09/29	vs. Philadelphia	4	43	10.8	13	0
10/06	at Dallas	9	122	13.6	29	2
10/13	vs. Jacksonville	4	22	5.5	11	1
10/20	at Indianapolis	5	41	8.2	13	1
10/27	vs. Washington	3	29	9.7	19	0
	BYE WEEK					
11/10	at San Diego	3	96	32.0	74t	1
11/17	vs. Kansas City	3	43	14.3	20	1
11/24	at New England			ina		
12/01	at Kansas City			ina		
12/08	vs. Tennessee	5	35	7.0	12	1
12/12	vs. San Diego	4	49	12.3	22	0
12/22	at Houston	6	78	13.0	25t	1
12/29	at Oakland	5	36	7.2	10	0
2013 totals:		65	788	12.1	74t	12
01/12	vs. San Diego	6	76	12.7	12	0
01/19	vs. New England	8	85	10.6	37	0
02/02	vs. Seattle	4	27	6.8	11	0
Postseason totals:		18	188	10.4	37	0

2012 GAME-BY-GAME STATISTICS

DATE	GAME	RECS	YDS	AVG.	LG	TD
09/09	vs. Pittsburgh	0	0	0.0	0	0
09/17	at Atlanta	0	0	0.0	0	0
09/23	vs. Houston	0	0	0.0	0	0
09/30	vs. Oakland	0	0	0.0	0	0
10/07	at New England			ina		
10/15	at San Diego			ina		
	BYE WEEK					
10/28	vs. New Orleans			ina		
11/04	at Cincinnati			ina		
11/11	at Carolina			ina		
11/18	vs. San Diego			ina		
11/25	at Kansas City			ina		
12/02	vs. Tampa Bay			ina		
12/06	at Oakland			ina		
12/16	at Baltimore			ina		
12/23	vs. Cleveland			ina		
12/30	vs. Kansas City			ina		
2012 totals:		0	0	0.0	0	0
01/12	vs. Baltimore			ina		
Postseason totals:		0	0	0.0	0	0

2011 GAME-BY-GAME STATISTICS

DATE	GAME	RECS	YDS	AVG.	LG	TD
09/12	vs. Oakland	0	0	0.0	0	0
09/18	vs. Cincinnati	1	5	5.0	5	0
09/25	at Tennessee			ina		
10/02	at Green Bay			ina		
10/09	vs. San Diego			ina		
	BYE WEEK					
10/23	at Miami			ina		
10/30	vs. Detroit	0	0	0.0	0	0
11/06	at Oakland	0	0	0.0	0	0
11/13	at Kansas City	0	0	0.0	0	0
11/17	vs. N.Y. Jets			ina		
11/27	at San Diego			ina		
12/04	at Minnesota			ina		
12/11	vs. Chicago			ina		
12/18	vs. New England			ina		
12/24	at Buffalo			ina		
01/01	vs. Kansas City			ina		
2011 totals:		1	5	5.0	5	0

PLAYER BIOS

25 PEYTON THOMPSON

FREE SAFETY

5-10 185 LBS.

SAN JOSE STATE

BORN SEPTEMBER 26, 1990

ABILENE, TEXAS

ACQ: FREE AGENT 2014

EXP: 2ND YEAR



TRANSACTIONS

Originally signed by Atlanta as an undrafted rookie on 4/30/12 ... Waived on 8/31/12 ... Signed by Atlanta to the practice squad on 9/1/12 ... Signed by Atlanta to the 90-man roster on 1/21/13 ... Waived on 8/30/13 ... Signed by Washington to the practice squad on 11/26/13 ... Signed by Washington to the 90-man roster on 13/31/13 ... Waived on 8/9/14 ... Signed by Chicago on 8/18/14 ... Waived on 8/24/14 ... Signed by Jacksonville to the practice squad on 9/1/14 ... Signed to Jacksonville's active roster on 10/25/14 ... Waived on 11/11/14 ... Signed by Jacksonville to the practice squad on 11/12/14 ... Waived on 9/5/15 ... Signed by Jacksonville to the practice squad on 9/6/15 ... Signed to Jacksonville's active roster on 9/19/15

PRO (Games played/started - 28/0)

- Second-year CB has spent time with Atlanta, Washington, Chicago and Jacksonville
- Entered NFL as an undrafted rookie with the Falcons in 2012

2016 (w/ JAX - 11/0)

- **9/11 vs. G.B.:** Played 18 snaps on special teams in the team's season opener
- **9/18 at S.D.:** Saw action on special teams
- **9/25 vs. BAL:** Saw action on special teams
- **10/2 vs. IND:** Made one stop on special teams
- **10/16 at CHI:** Saw action on special teams
- **10/23 vs. OAK:** Saw action on special teams and assisted on one ST tackle
- **10/27 at TEN:** Saw action on special teams
- **11/6 at K.C.:** Saw action on special teams
- **11/13 vs. HOU:** Saw action on special teams
- **11/20 at DET:** Saw action at CB and made two tackles (one solo)
- **11/27 at BUF:** Led the team with three special teams tackles

2015 (w/ JAX - 15/0)

Played in 15 games after promotion from the practice squad after Week 1 ... Totaled eight tackles (six solo), one pass defended and 0.5 sacks

- **9/20 vs. MIA:** Made two solo tackles and recorded one pass defended in season debut
- **9/27 at N.E.:** Made two solo tackles at CB and FS and saw action on special teams
- **1/3 at HOU:** Saw action at CB and on special teams ... Tallied one tackle and 0.5 sacks

2014 (w/ JAX - 2/0)

Saw action in two games

- **11/2 at CIN:** Made his NFL debut

2013 (w/ WAS - ps)

Spent the offseason with the Atlanta Falcons before being released on Aug. 30 ... Signed to the Redskins' practice squad in Week 13

2012 (w/ ATL - ps)

Spent the season on the Atlanta's practice squad

COLLEGE (at San Jose State, 2008-11)

- Credited with 186 tackles (125 solo), 10.5 tackles for loss, seven interceptions, one sack, two forced fumbles, two fumble recoveries and 22 passes defended in his four seasons at San Jose State
- As a senior in 2011, played in all 13 games with 11 starts
- Shared the team lead with 10 pass break-ups and finished second on the team with two interceptions that year
- Also added 82 total tackles, which ranked third for the Spartans
- Graduated with a degree in sociology
- Twitter handle is @tattedNspatted

PERSONAL

- Attended Granite Bay (Calif.) High School, where he was a two-time Sacramento Bee honorable mention All-Metro
- Lettered in football and track
- Averaged 6.4 yards per carry, caught 21 passes for 292 yards and averaged 25.7 yards per kickoff return in 2007
- Set a school record in the 400-yard dash (48.2 seconds)
- Native of Abilene, Texas

REGULAR SEASON CAREER STATISTICS

YEAR	TEAM	GP/GS	TKL	SOLO	ASST	SACKS	FF	FR	PD	INT
2014	JAX	2/0	0	0	0	0.0	0	0	0	0
2015	JAX	15/0	8	6	2	0.5	0	0	1	0
2016	JAX	11/0	2	1	1	0.0	0	0	0	0
Career totals: 3 yrs.		28/0	10	7	3	0.5	0	0	1	0

Additional statistics: five special teams tackles in 2015; two in 2016

CAREER HIGHS

	GAME	SEASON
Tackles:	2 (two times, last: 9/27/15 at N.E.)	8 (2015)
Sacks:	0.5 (1/3/15 at HOU)	0.5 (2015)
Passes defended:	1 (9/20/15 vs. MIA)	1 (2015)

2016 GAME-BY-GAME STATISTICS

DATE	GAME	TKL	SOLO	ASST	SACKS	FF	FR	PD	INT	
09/11	vs. Green Bay	0	0	0	0.0	0	0	0	0	
09/18	at San Diego	0	0	0	0.0	0	0	0	0	
09/25	vs. Baltimore	0	0	0	0.0	0	0	0	0	
10/02	vs. Indianapolis	0	0	0	0.0	0	0	0	0	
BYE WEEK										
10/16	at Chicago	0	0	0	0.0	0	0	0	0	
10/23	vs. Oakland	0	0	0	0.0	0	0	0	0	
10/27	at Tennessee	0	0	0	0.0	0	0	0	0	
11/06	at Kansas City	0	0	0	0.0	0	0	0	0	
11/13	vs. Houston	0	0	0	0.0	0	0	0	0	
11/20	at Detroit	2	1	1	0.0	0	0	0	0	
11/27	at Buffalo	0	0	0	0.0	0	0	0	0	
12/04	vs. Denver									
12/11	vs. Minnesota									
12/18	at Houston									
12/24	vs. Tennessee									
01/01	at Indianapolis									
2016 totals:		2	1	1	0.0	0	0	0	0	

Additional statistics: five special teams tackles in 2016

2015 GAME-BY-GAME STATISTICS

DATE	GAME	TKL	SOLO	ASST	SACKS	FF	FR	PD	INT
09/13	vs. Carolina				ps				
09/20	vs. Miami	2	2	0	0.0	0	0	1	0
09/27	at New England	2	2	0	0.0	0	0	0	0
10/04	at Indianapolis	1	0	1	0.0	0	0	0	0
10/11	at Tampa Bay	0	0	0	0.0	0	0	0	0
10/18	vs. Houston	0	0	0	0.0	0	0	0	0
10/25	vs. Buffalo	0	0	0	0.0	0	0	0	0
11/01	BYE WEEK								
11/08	at N.Y. Jets	1	1	0	0.0	0	0	0	0
11/15	at Baltimore	0	0	0	0.0	0	0	0	0
11/19	vs. Tennessee	0	0	0	0.0	0	0	0	0
11/29	vs. San Diego	0	0	0	0.0	0	0	0	0
12/06	at Tennessee	0	0	0	0.0	0	0	0	0
12/13	vs. Indianapolis	0	0	0	0.0	0	0	0	0
12/20	vs. Atlanta	1	1	0	0.0	0	0	0	0
12/27	at New Orleans	0	0	0	0.0	0	0	0	0
01/03	at Houston	1	0	1	0.5	0	0	0	0
2015 totals:		8	6	2	0.5	0	0	1	0

Additional statistics: five special teams tackles in 2015

PLAYER BIOS

46

CARSON TINKER

LONG SNAPPER

6-0 250 LBS.


ALABAMA

BORN NOVEMBER 15, 1989

MURFREESBORO, TENNESSEE

ACQ: ROOKIE FREE AGENT 2013

EXP: 4TH YEAR



TRANSACTIONS

Originally signed by Jacksonville as an undrafted rookie on 4/27/13

PRO (Games played/started - 59/0)

- Fourth-year LS has played in all 59 games to begin his career
- Was originally signed as an undrafted rookie in 2013 and earned the job in the preseason
- Has 13 career special teams tackles

2016 (w/ JAX - 11/0)

Voted special teams captain by teammates

- **9/11 vs. G.B.:** Served as the long snapper in the team's season opener
- **9/18 at S.D.:** Served as the team's long snapper
- **9/25 vs. BAL:** Served as the team's long snapper
- **10/2 vs. IND:** Served as the team's long snapper
- **10/16 at CHI:** Served as the team's long snapper
- **10/23 vs. OAK:** Served as the team's long snapper
- **10/27 at TEN:** Served as the team's long snapper
- **11/6 at K.C.:** Served as the team's long snapper
- **11/13 vs. HOU:** Served as the team's long snapper
- **11/20 at DET:** Served as the team's long snapper
- **11/27 at BUF:** Served as the team's long snapper

2015 (w/ JAX - 16/0)

Served as the team's long snapper in all 16 games and finished second on the team with six special teams tackles

- **9/20 vs. MIA:** Served as the long snapper for P **Bryan Anger's** seven punts and K **Jason Myers'** three made field goals, including a 28-yard game-winner with 40 seconds remaining in the fourth quarter
- **11/8 at NYJ:** Served as the team's long snapper on two PATs, three FGs and five punts, and made one special teams tackle
- **11/15 at BAL:** Served as the team's long snapper on three made field goals from Myers, including the 53-yard game-winner with no time left on the clock
- **12/13 vs. TEN:** Served as the team's long snapper on seven extra points, five punts and one field goal ... Added a special teams tackle

2014 (w/ JAX - 16/0)

Played in all 16 games for the second consecutive season ... Totaled five special teams tackles

- **9/7 at PHI:** Led team with two special teams tackles in the season-opener
- **11/2 at CIN:** Had one special teams tackle
- **11/30 vs. NYG:** Totaled one special teams tackle
- **12/28 at HOU:** Had one special teams tackle

2013 (w/ JAX - 16/0)

Played in all 16 games as a rookie ... Won the LS job in the preseason ... Had two special teams tackles

- **9/8 vs. KC:** Made NFL debut and served as long snapper on franchise-record 11 punts
- **9/29 vs. IND:** Saw action as long snapper on special teams and made first career tackle
- **11/17 vs. ARI:** Had one special teams tackle
- **12/1 at CLE:** Had one special teams tackle on punt return in the first quarter

COLLEGE (at Alabama, 2008-12)

- Two-year letterman
- Appeared in 38 games at LS
- Started all 13 games as a senior and successfully completed 133 of 135 snapping attempts
- As a junior, handled both field goal/extra point duties and punt duties and successfully completed all 130 snapping opportunities (91 FG/PAT and 39 punts)
- As a sophomore, started all 13 games and was 121 of 123 on snapping opportunities (58 PAT, 40 punts and 24 FG)
- As a freshman, saw action in a 45-0 win over Chattanooga on homecoming
- Redshirted in 2008
- Majored in pre-business

PERSONAL

- Attended Riverdale (Tenn.) High School
- Led team to an 11-1 record as a senior
- Twitter handle is @carsontink

PLAYER BIOS

81 BRYAN WALTERS

WIDE RECEIVER

6-0 195 LBS.


CORNELL

BORN NOVEMBER 4, 1987

BOTHELL, WASHINGTON

ACQ: FREE AGENT 2015

EXP: 5TH YEAR



TRANSACTIONS

Originally signed by San Diego as an undrafted rookie on 4/26/10 ... Waived on 8/5/10 ... Signed by San Diego to the practice squad on 12/1/10 ... Signed by San Diego to the 90-man roster on 1/12/11 ... Waived on 10/31/11 ... Signed by San Diego to the practice squad on 11/2/11 ... Promoted to the active roster on 11/5/11 ... Waived on 11/19/11 ... Signed by San Diego to the practice squad on 11/22/11 ... Promoted to the active roster on 11/26/11 ... Waived on 3/13/12 ... Signed by Minnesota on 4/2/12 ... Waived on 8/25/12 ... Signed by Seattle to the practice squad on 12/20/12 ... Signed by Seattle to the 90-man roster on 1/15/13 ... Waived on 8/31/13 ... Signed by Seattle to the practice squad on 9/2/13 ... Released from the practice squad on 9/21/13 ... Signed by Seattle to the practice squad on 9/23/13 ... Promoted to the active roster on 10/12/13 ... Waived on 11/9/13 ... Signed by Seattle to the practice squad on 11/12/13 ... Promoted to the active roster on 12/19/13 ... Waived on 8/30/14 ... Signed by Seattle to the active roster on 9/1/14 ... Waived on 11/1/14 ... Signed by Seattle to the active roster on 11/4/14 ... Signed by Jacksonville on 3/13/15 ... Waived on 9/19/15 ... Signed by Jacksonville on 9/22/15 ... Released on 9/24/16 ... Signed by Jacksonville on 9/26/16

PRO (Games played/started - 37/1, 4/0)

- WR and return specialist has spent time with San Diego, Minnesota and Seattle before signing with the Jaguars on March 13, 2015
- Has appeared in four postseason games, including Super Bowl XLIV, where he returned two punts for six yards

2016 (w/ JAX - 5/0)

- 9/11 vs. G.B.: Inactive
- 9/18 at S.D.: Inactive
- 9/25 vs. BAL: Not on roster
- 10/2 vs. IND: Saw three snaps at WR and contributed on special teams
- 10/16 at CHI: Saw two snaps at WR and saw action on special teams
- 10/23 vs. OAK: Inactive
- 10/27 at TEN: Recorded two receptions for 14 yards and one touchdown
- 11/6 at K.C.: Posted four punt returns for 34 yards (8.5 avg.)
- 11/13 vs. HOU: Inactive (concussion)
- 11/20 at DET: Inactive (concussion)
- 11/27 at BUF: Lined up at WR and returned one punt for 14 yards

2015 (w/ JAX - 11/0)

Played in 11 games and set career highs with 32 receptions for 368 yards and one TD ... Caught 32 of 42 targets to lead the team in receptions per target (76.2 percent), which ranks fourth among NFL WRs

- 10/4 at IND: Made two catches for 27 yards (13.5 rec. avg.) and returned three punts for 17 yards (5.7 avg.)
- 10/18 vs. HOU: Recorded a career-high eight receptions for a career-best 87 yards (10.9 rec. avg.)
- 11/8 at NYJ: Had five catches for 54 yards (10.8 avg.) and his first career TD
- 11/15 at BAL: Had three receptions for 430 yards (11.3 rec. avg.) and had two punt returns for two yards (1.0 avg.)
- 11/19 vs. TEN: Had two receptions for 35 yards (17.5 rec. avg.) with a career-long 31-yard reception

2014 (w/ SEA - 13/0)

Saw action in a career-high 13 games ... Season totals include six receptions for 57 yards (9.5 rec. avg.) and one rush for -2 yards ... Appeared in all three postseason games

2013 (w/ SEA - 4/1)

Saw action in four games and made one start

- 12/29 vs. STL: Made his first career start

2012 (w/ SEA - ps)

Spent the final two weeks of the 2012 season on Seattle's practice squad

2011 (w/ S.D. - 4/0)

Appeared in four games

- 9/11 vs. MIA: Made his NFL debut and caught two passes for 21 yards and returned six punts for 38 yards (7.6 PR avg.)

2010 (w/ S.D. - ps)

Spent the final five weeks of the 2010 season on San Diego's practice squad

COLLEGE (at Cornell, 2007-10)

- Became the first player in school history to sign an NFL contract since Kevin Boothe (2006)
- Finished second in the Ivy League with 76.4 receiving yards per game and fifth in the conference with 5.0 receptions per game
- Caught six receiving TDs as a senior
- Second-team All-Ivy selection as a WR and return specialist
- Led the conference and finished fifth in the NCAA with 171.6 all-purpose yards per game, the second-highest in school history

PERSONAL

- Attended Juanita (Wash.) High School where he was a three-time all-league selection at WR and DB
- Team captain as a senior
- Set the school record for all-purpose yards, total offense in a season and completions and INTs in a game
- Named the team's Offensive MVP as a junior and the school's Most Valuable Player as a senior
- National Football Foundation Scholar-Athlete
- As a senior, completed 74 of 153 passes for 1,190 yards and 12 TDs, rushed for 596 yards and eight TDs
- Three-time all-league selection in baseball and two-year captain and all-league selection in basketball
- Son of Rob and Carol Walters
- Twitter handle is @BWalt19

REGULAR SEASON CAREER STATISTICS

YEAR	TEAM	GP/GS	RECEIVING				
			RECs	YDS	AVG.	LG	TD
2011	S.D.	4/0	3	27	9.0	13	0
2013	SEA	4/1	0	0	0.0	0	0
2014	SEA	13/0	6	57	9.5	17	0
2015	JAX	11/0	32	368	11.5	31	1
2016	JAX	5/0	2	14	7.0	7t	1
NFL totals: 5 yrs.		37/1	43	466	10.8	31	2

YEAR	TEAM	GP/GS	PUNT RETURNS					
			NO	FC	YDS	AVG.	LG	TD
2011	S.D.	4/0	8	3	45	5.6	13	0
2013	SEA	4/1	0	0	0	0.0	0	0
2014	SEA	13/0	27	23	207	7.7	21	0
2015	JAX	11/0	8	7	30	3.8	14	0
2016	JAX	5/0	6	6	48	8.0	14	0
NFL totals: 5 yrs.		37/1	49	39	330	6.7	21	0

Additional statistics:

Rushing: one attempt for -2 yards in 2014

Passing: 0-for-1 in 2015

Kick return: four returns for 80 yards (20.0 avg.) in 2015; two returns for 43 yards (21.5 avg.) in 2014

POSTSEASON CAREER STATISTICS

YEAR	TEAM	GP/GS	RECEIVING				
			RECs	YDS	AVG.	LG	TD
2013	SEA	1/0	0	0	0.0	0	0
2014	SEA	3/0	0	0	0.0	0	0
NFL totals: 4 yrs.		4/0	0	0	0.0	0	0

YEAR	TEAM	GP/GS	PUNT RETURNS					
			NO	FC	YDS	AVG.	LG	TD
2013	SEA	1/0	0	0	0	0.0	0	0
2014	SEA	3/0	6	4	36	6.0	14	0
NFL totals: 4 yrs.		4/0	6	4	36	6.6	21	0

CAREER HIGHS

	GAME	SEASON
Receptions:	8 (10/18/15 vs. HOU)	32 (2015)
Receiving yards:	87 (10/18/15 vs. HOU)	368 (2015)
Longest reception:	31 (11/19/15 vs. TEN)	31 (2015)
Receiving touchdowns:	1 (twice; last: 10/27/16 at TEN)	1 (2015)
Punt returns:	5 (two times, last: 10/6/14 at WAS)	27 (2014)
Punt return yards:	54 (10/6/14 at WAS)	207 (2014)
Longest punt return:	21 (two times, last: 11/23/14 vs. ARI)	21 (2014)

PLAYER BIOS



2016 GAME-BY-GAME STATISTICS

DATE	GAME	RECEIVING		AVG.	LG	TD
		RECS	YDS			
09/11	vs. Green Bay		ina			
09/18	at San Diego		ina			
09/25	vs. Baltimore		--			
10/02	vs. Indianapolis	0	0	0.0	0	0
	BYE WEEK					
10/16	at Chicago	0	0	0.0	0	0
10/23	vs. Oakland		ina			
10/27	at Tennessee	2	14	7.0	7t	1
11/06	at Kansas City	0	0	0.0	0	0
11/13	vs. Houston		ina			
11/20	at Detroit		ina			
11/27	at Buffalo	0	0	0.0	0	0
12/04	vs. Denver					
12/11	vs. Minnesota					
12/18	at Houston					
12/24	vs. Tennessee					
01/01	at Indianapolis					
2016 totals:		2	14	7.0	7t	1

DATE	GAME	PUNT RETURNS		AVG.	LG	TD
		NO.	YDS			
09/11	vs. Green Bay		ina			
09/18	at San Diego		ina			
09/25	vs. Baltimore		--			
10/02	vs. Indianapolis	0	0	0.0	0	0
	BYE WEEK					
10/16	at Chicago	1	0	0.0	0	0
10/23	vs. Oakland		ina			
10/27	at Tennessee	0	0	0.0	0	0
11/06	at Kansas City	4	34	8.5	12	0
11/13	vs. Houston		ina			
11/20	at Detroit		ina			
11/27	at Buffalo	1	14	14.0	14	0
12/04	vs. Denver					
12/11	vs. Minnesota					
12/18	at Houston					
12/24	vs. Tennessee					
01/01	at Indianapolis					
2016 totals:		6	48	8.0	14	0



2015 GAME-BY-GAME STATISTICS

DATE	GAME	RECEIVING		AVG.	LG	TD
		RECS	YDS			
09/13	vs. Carolina	2	17	8.5	13	0
09/20	vs. Miami		--			
09/27	at New England	2	28	14.0	23	0
10/04	at Indianapolis	2	27	13.5	14	0
10/11	at Tampa Bay	4	64	16.0	24	0
10/18	vs. Houston	8	87	11.8	29	0
10/25	vs. Buffalo	1	5	5.0	5	0
	BYE WEEK					
11/08	at N.Y. Jets	5	54	10.8	20t	1
11/15	at Baltimore	3	29	9.7	17	0
11/19	vs. Tennessee	2	35	17.5	31	0
11/29	vs. San Diego	1	4	4.0	4	0
12/06	at Tennessee	2	18	9.0	12	0
12/13	vs. Indianapolis		ina			
12/20	vs. Atlanta		ina			
12/27	at New Orleans		ina			
01/03	at Houston		ina			
2015 totals:		32	368	11.5	31	1

DATE	GAME	PUNT RETURNS		AVG.	LG	TD
		NO.	YDS			
09/13	vs. Carolina	0	0	0.0	0	0
09/20	vs. Miami		--			
09/27	at New England	0	0	0.0	0	0
10/04	at Indianapolis	3	17	5.7	14	0
10/11	at Tampa Bay	1	0	0.0	0	0
10/18	vs. Houston	1	7	7.0	7	0
10/25	vs. Buffalo	0	0	0.0	0	0
	BYE WEEK					
11/08	at N.Y. Jets	0	0	0.0	0	0
11/15	at Baltimore	2	2	1.0	2	0
11/19	vs. Tennessee	0	0	0.0	0	0
11/29	vs. San Diego	0	0	0.0	0	0
12/06	at Tennessee	1	4	4.0	4	0
12/13	vs. Indianapolis		ina			
12/20	vs. Atlanta		ina			
12/27	at New Orleans		ina			
01/03	at Houston		ina			
2015 totals:		8	30	3.8	14	0

PLAYER BIOS



2014 GAME-BY-GAME STATISTICS

DATE	GAME	RECEIVING				
		RECS	YDS	AVG.	LG	TD
09/04	vs. Green Bay	0	0	0.0	0	0
09/14	at San Diego	2	17	8.5	17	0
09/21	vs. Denver	2	22	11.0	11	0
	BYE WEEK					
10/06	at Washington	0	0	0.0	0	0
10/12	vs. Dallas	1	5	5.0	5	0
10/19	at St. Louis	0	0	0.0	0	0
10/26	at Carolina			ina		
11/02	vs. Oakland			--		
11/09	vs. N.Y. Giants	0	0	0.0	0	0
11/16	at Kansas City	0	0	0.0	0	0
11/23	vs. Arizona	0	0	0.0	0	0
11/27	at San Francisco	0	0	0.0	0	0
12/07	at Philadelphia			ina		
12/14	vs. San Francisco	0	0	0.0	0	0
12/21	at Arizona	1	13	13.0	13	0
12/28	vs. St. Louis	0	0	0.0	0	0
2014 totals:		32	368	11.5	31	1
01/10	vs. Carolina	0	0	0.0	0	0
01/18	vs. Green Bay	0	0	0.0	0	0
02/01	vs. New England	0	0	0.0	0	0
Postseason totals:		0	0	0.0	0	0

DATE	GAME	PUNT RETURNS				
		NO.	YDS	AVG.	LG	TD
09/04	vs. Green Bay	0	0	0.0	0	0
09/14	at San Diego	0	0	0.0	0	0
09/21	vs. Denver	5	36	7.2	11	0
	BYE WEEK					
10/06	at Washington	5	54	10.8	21	0
10/12	vs. Dallas	0	0	0.0	0	0
10/19	at St. Louis	2	19	9.5	10	0
10/26	at Carolina			ina		
11/02	vs. Oakland			--		
11/09	vs. N.Y. Giants	2	1	0.5	2	0
11/16	at Kansas City	1	10	10.0	10	0
11/23	vs. Arizona	2	32	16.0	21	0
11/27	at San Francisco	4	29	7.3	13	0
12/07	at Philadelphia			ina		
12/14	vs. San Francisco	3	19	6.3	19	0
12/21	at Arizona	1	0	0.0	0	0
12/28	vs. St. Louis	2	7	3.5	4	0
2014 totals:		27	207	7.7	21	0
01/10	vs. Carolina	1	9	9.0	9	0
01/18	vs. Green Bay	3	21	7.0	14	0
02/01	vs. New England	2	6	3.0	6	0
Postseason totals:		6	36	6.0	14	0

PLAYER BIOS

72

JOSH WELLS



OFFENSIVE TACKLE

6-6 310 LBS.

JAMES MADISON

BORN FEBRUARY 14, 1991

MECHANICSVILLE, VIRGINIA

ACQ: ROOKIE FREE AGENT 2014

EXP: 3RD YEAR

TRANSACTIONS

Originally signed by Jacksonville as an undrafted rookie on 5/14/14 ... Placed on injured reserve on 9/4/16 ... Activated to 53-man roster on 11/21/16

PRO (Games played/started - 13/0)

Third-year OL has contributed on special teams, LT and RT

2016 (w/ JAX - IR)

Spent the first 11 weeks on the team's injured reserve list (thumb) before being activated to the 53-man roster prior Week 12

- **11/27 at BUF:** Made his 2016 debut on special teams

2015 (w/ JAX - IR)

Placed on injured reserve on August 28 with a thumb injury

2014 (w/ JAX - 12/0)

One of three undrafted rookies to make opening day roster (**Tyler Shatley, Allen Hurns**) ... Played in 12 games as a rookie, primarily on special teams

- **9/21 at IND:** Made NFL debut on special teams
- **10/26 vs. MIA:** Inserted into the game in the first quarter for **Luke Joeckel** (concussion) at LT and played the remainder of the game
- **11/30 vs. NYG:** Inserted into the game in the second quarter for an injured **Austin Pasztor** at RT and played every snap

COLLEGE (at James Madison, 2009-13)

- Four-year letterman
- Started all 12 games as a senior in 2013 while serving as a team captain
- Two-time second-team All-CAA selection
- Saw action at TE and DL to fill-in for injury
- Majored in sports management

PERSONAL

- Four-year letterman at QB for Hanover (Mechanicsville, Va.) High School, where he threw for more than 4,000 yards and 28 TDs while rushing for 900 yards and five TDs
- First-team All-Capital District selection as a senior
- Two-year team captain
- Full name is Joshua Ryan Wells
- Twitter handle is @J_Wells72

PLAYER BIOS

[47]

JARROD WILSON



SAFETY

6-2 210 LBS.

MICHIGAN

BORN FEBRUARY 9, 1994

AKRON, OHIO

ACQ: FREE AGENT 2016

EXP: ROOKIE

TRANSACTIONS

Originally signed by Jacksonville as a rookie free agent on May 1, 2016

PRO (Games played/started - 11/0)

Made his NFL debut in Week 1 of the 2016 season

2016 (w/ JAX - 11/0)

- **9/11 vs. G.B.:** Made his NFL and Jaguars debut and played 12 snaps on special teams
- **9/18 at S.D.:** Played four snaps at SS and four snaps on special teams
- **9/25 vs. BAL:** Saw action on special teams
- **10/2 vs. IND:** Played one snap at safety and contributed on special teams
- **10/16 at CHI:** Saw one snap at SS and contributed on special teams
- **10/23 vs. OAK:** Saw action on special teams and on defense and led the team with four ST tackles (three solo)
- **10/27 at TEN:** Saw action on special teams and assisted on one special teams tackle
- **11/6 at K.C.:** Saw action on special teams
- **11/13 vs. HOU:** Saw three snaps at SS and registered one solo tackle ... Also saw action on special teams
- **11/20 at DET:** Saw action primarily on special teams
- **11/27 at BUF:** Saw action primarily on special teams

COLLEGE (at Michigan, 2012-15)

- Four-year letterman
- Appeared in 48 games with 31 starts
- Career totals include 169 tackles, 4 tackles for loss, one forced fumble, one fumble recovery, four INTs and seven passes defensed
- Named a 2015 All-Big Ten honorable mention
- As a senior in 2015, started all 13 games at safety
- As a junior in 2014, started 10 games at safety and totaled 50 tackles and one forced fumble
- Majored in general studies in the College of Literature, Science and the Arts

PERSONAL

- Attended Akron (Ohio) Buchtel High School where he played for former Michigan RB Ricky Powers
- Registered 71 tackles and three INTs, including one pick-six, as a senior in 2011 en route to first-team All-State honors
- Also lettered in basketball
- His uncle, Dave Young, played at Purdue and for the Baltimore Colts

REGULAR SEASON CAREER STATISTICS

YEAR	TEAM	GP/GS	TKL	SOLO	ASST	SACKS	FF	FR	PD	INT
2016	JAX	11/0	1	1	0	0.0	0	0	0	0
Career totals: 1 yr.		11/0	1	1	0	0.0	0	0	0	0

2016 GAME-BY-GAME STATISTICS

DATE	GAME	TKL	SOLO	ASST	SACKS	FF	FR	PD	INT	
09/11	vs. Green Bay	0	0	0	0.0	0	0	0	0	
09/18	at San Diego	0	0	0	0.0	0	0	0	0	
09/25	vs. Baltimore	0	0	0	0.0	0	0	0	0	
10/02	vs. Indianapolis	0	0	0	0.0	0	0	0	0	
BYE WEEK										
10/16	at Chicago	0	0	0	0.0	0	0	0	0	
10/23	vs. Oakland	0	0	0	0.0	0	0	0	0	
10/27	at Tennessee	0	0	0	0.0	0	0	0	0	
11/06	at Kansas City	0	0	0	0.0	0	0	0	0	
11/13	vs. Houston	1	1	0	0.0	0	0	0	0	
11/20	at Detroit	0	0	0	0.0	0	0	0	0	
11/27	at Buffalo	0	0	0	0.0	0	0	0	0	
12/04	vs. Denver									
12/11	vs. Minnesota									
12/18	at Houston									
12/24	vs. Tennessee									
01/01	at Indianapolis									
2016 totals:		1	1	0	0.0	0	0	0	0	


Additional statistics: five special teams tackles in 2016

PLAYER BIOS

24

T.J. YELDON

RUNNING BACK
6-1 225 LBS.
ALABAMA
BORN OCTOBER 2, 1993
DAPHNE, ALABAMA
ACQ: 2ND ROUND OF 2015 DRAFT (36TH)
EXP: 2ND YEAR



TRANSACTIONS

Originally drafted by Jacksonville in the second round (36th overall) of the 2015 Draft

PRO (Games played/started - 23/22)

- Second-year RB has started in 22 games

2016 (w/ JAX - 11/10)

- **9/11 vs. G.B.:** Started at RB and rushed 21 times for 39 yards and one TD
- **9/18 at S.D.:** Rushed seven times for 28 yards (4.0 avg.)
- **9/25 vs. BAL:** Rushed six times for 17 yards and also had 2 receptions for 11 yards
- **10/2 vs. IND:** Rushed 14 times for 71 yards (5.1 avg.) and recorded four receptions for 46 yards
- **10/16 at CHI:** Rushed six times for 21 yards and posted one reception for five yards
- **10/23 vs. OAK:** Rushed six times for 24 yards and caught one pass for four yards ... Matched his longest rush of the season with a 15-yard run
- **10/27 at TEN:** Rushed for 20 yards on three carries and also had four receptions for 36 yards
- **11/6 at K.C.:** Rushed seven times for 33 yards (4.7 rush avg.) and had five receptions for 32 yards and one TD
- **11/13 vs. HOU:** Rushed nine times for 31 yards (3.4 rush avg.) and had three receptions for 27 yards (9.0 rec. avg.)
- **11/20 at DET:** Rushed four times for 16 yards (4.0 rush avg.) before exiting the game with an ankle injury
- **11/27 at BUF:** Rushed six times for 17 yards and posted one reception for three yards

2015 (w/ JAX - 12/12)

Played and started in 12 games during his rookie season ... Totaled 182 rushes for 740 yards (4.1 rush avg.) and two TDs and 36 receptions for 279 yards (7.8 rec. avg.) and one TD ... His 740 rushing yards are the most by a Jaguars rookie in a single season since **Maurice Jones-Drew** (941 yards) in 2006 ... Ranked fourth among NFL rookies with 1,019 scrimmage yards (740 rushing, 279 receiving)

- **9/13 vs. CAR:** Rushed 12 times for 51 yards (4.3 avg.) and had three receptions for 16 yards (5.3 avg.) in NFL debut
- **9/20 vs. MIA:** Rushed 25 times for 70 yards (2.8 avg.) and had three receptions for 13 yards (4.3 avg.)
- **10/4 at IND:** Recorded his first 100-yard rushing game of his career, tallying 22 rushes for 105 yards (4.8 avg.), including a career-long 36-yard scamper in OT ... Also had two catches for four yards (2.0 rec. avg.) ... Became first Jaguars rookie RB to rush for 100 yards since Jones-Drew recorded 131 yards on 12/24/06 versus New England
- **10/11 at T.B.:** Rushed 11 times for 32 yards (2.9 rush avg.) and had five receptions for 31 yards (6.2 rec. avg.), including his first career NFL touchdown
- **10/25 vs. BUF:** Rushed 20 times for a season- and career-high 115 yards and his first career TD
- **11/8 at NYJ:** Rushed 14 times for 64 yards (4.6 rush avg.), including a career-long 45-yard carry in the fourth quarter
- **12/6 at TEN:** Rushed 15 times for 57 yards (3.8 rush avg.) and one TD, and had four receptions for a career-high 79 receiving yards, including a career-long reception of 67 yards

COLLEGE (at Alabama, 2012-14)

- Appeared in 39 games with 21 starts and finished fourth in school history with 3,322 career rushing yards and third with 37 career rushing TDs
- Only player in school history to rush for 1,000-plus yards in his first two seasons
- Fifth player in program history to rush for 1,000-plus yards in multiple seasons, joining **Johnny Musso** (1970-71), **Bobby Humphrey** (1986-87), **Shaun Alexander** (1998-99) and **Kenneth Darby** (2004-05)
- Finished 243 yards behind Alexander's school record of 3,565 yards (1996-99)
- Only player in school history to be named the Dixie Howell Memorial Most Valuable Player of the A-Day Game three times

PERSONAL

- Attended Daphne (Ala.) High School where he played for coach Glenn Vickery
- Named Mr. Football for the state of Alabama by the Alabama Sports Writers Association
- First-team All-State selection by the ASWA
- Second-team USA Today High School All-America selection
- Five-star recruit according to Rivals.com and 247sports.com
- Totaled 6,155 scrimmage yards in four years with 73 TDs
- Won the 2010 Alabama 6A State Championship
- Twitter handle is @T_Yeldon

REGULAR SEASON CAREER STATISTICS

YEAR	TEAM	GP/GS	RUSHING					RECEIVING				
			NO	YDS	AVG	LG	TD	NO	YDS	AVG	LG	TD
2015	JAX	12/12	182	740	4.1	45	2	36	279	7.8	67	1
2016	JAX	11/10	89	318	3.6	16	1	35	220	6.3	16	1
NFL totals: 2 yrs. 23/22			271	1,058	3.9	45	3	71	499	7.0	67	2

CAREER HIGHS

	GAME	SEASON
Rushing attempts:	25 (9/20/15 vs. MIA)	182 (2015)
Rushing yards:	115 (10/25/15 vs. BUF)	740 (2015)
Longest rush:	45 (11/8/15 at NYJ)	45 (2015)
Rushing touchdowns:	1 (three times, last: 9/11/16 vs. G.B.)	2 (2014)
Receptions:	8 (9/18/16 at S.D.)	36 (2015)
Receiving yards:	79 (12/6/15 at TEN)	279 (2015)
Longest reception:	67 (12/6/15 at TEN)	67 (2015)
Receiving touchdowns:	1 (10/11/15 at T.B.)	1 (2015)

2016 GAME-BY-GAME STATISTICS

DATE	GAME	RUSHING					RECEIVING				
		NO	YDS	AVG	LG	TD	NO	YDS	AVG	LG	TD
09/11	vs. Green Bay	21	39	1.9	7	1	4	30	7.5	11	0
09/18	at San Diego	7	28	4.0	15	0	8	10	1.3	8	0
09/25	vs. Baltimore	6	17	2.8	9	0	2	11	5.5	6	0
10/02	vs. Indianapolis	14	71	5.1	15	0	4	46	11.5	16	0
BYE WEEK											
10/16	at Chicago	6	21	3.5	13	0	1	5	5.0	5	0
10/23	vs. Oakland	6	24	4.0	15	0	1	4	4.0	4	0
10/27	at Tennessee	3	20	6.7	12	0	4	36	9.0	12	0
11/06	at Kansas City	7	33	4.7	16	0	5	32	6.4	13t	1
11/13	vs. Houston	9	32	3.6	7	0	3	27	9.0	17	0
11/20	at Detroit	4	16	4.0	7	0	2	16	8.0	14	0
11/27	at Buffalo	6	17	2.8	6	0	1	3	3.0	3	0
12/04	vs. Denver										
12/11	vs. Minnesota										
12/18	at Houston										
12/24	vs. Tennessee										
01/01	at Indianapolis										
2016 totals:		89	318	3.6	16	1	35	220	6.3	16	1

2015 GAME-BY-GAME STATISTICS

DATE	GAME	RUSHING					RECEIVING				
		NO	YDS	AVG	LG	TD	NO	YDS	AVG	LG	TD
09/13	vs. Carolina	12	51	4.3	14	0	3	16	5.3	7	0
09/20	vs. Miami	25	70	2.8	12	0	3	13	4.3	11	0
09/27	at New England	11	33	3.0	8	0	2	9	4.5	9	0
10/04	at Indianapolis	22	105	4.8	36	0	2	4	2.0	5	0
10/11	at Tampa Bay	11	32	2.9	10	0	5	31	6.2	13	1
10/18	vs. Houston						ina				
10/25	vs. Buffalo	20	115	5.8	28t	1	1	9	9.0	9	0
BYE WEEK											
11/08	at N.Y. Jets	14	64	4.6	45	0	3	37	12.3	21	0
11/15	at Baltimore	18	61	3.4	16	0	5	6	1.2	7	0
11/19	vs. Tennessee	14	54	3.9	15	0	3	28	9.3	13	0
11/29	vs. San Diego	9	36	4.0	21	0	4	46	11.5	20	0
12/06	at Tennessee	15	57	3.8	9	1	4	79	19.8	67	0
12/13	vs. Indianapolis	11	62	5.6	14	0	1	1	1.0	1	0
12/20	vs. Atlanta						ina				
12/27	at New Orleans						ina				
01/03	at Houston						ina				
2015 totals:		182	740	4.1	45	2	36	279	7.8	67	1



GAME SUMMARIES

REGULAR SEASON WEEK 13 vs. DENVER

GAME SUMMARIES

WEEK 1 vs. GREEN BAY

Sept. 11, 2016 at EverBank Field

	1	2	3	4	OT	Final
GREEN BAY PACKERS (1-0)	7	14	3	3	-	27
JACKSONVILLE JAGUARS (0-1)	7	10	3	3	-	23

The Jaguars were stopped on 4th-and-1 at the Green Bay 14 with 14 seconds remaining to cap a 27-23 opening day loss in a close game that saw four lead changes. Following a stirring pregame commemoration of 9/11, the Jaguars had the first possession, but Green Bay scored first when the Packers' **Joe Thomas** intercepted **Blake Bortles** on the fifth play to set up the Green Bay offense at the Jacksonville 29-yard line. After a 4th down conversion at the 20, **Aaron Rodgers** scored the first touchdown on a six-yard run. The Jaguars got their first touchdown on their second drive with a five-yard **T.J. Yeldon** scoring run which was set up by a 37-yard **Mercedes Lewis** reception. The Jaguars claimed their first lead after the Packers' third straight 3-and-out, marching 45 yards in 12 plays to set up **Jason Myers**' 26-yard field goal in a second quarter that saw both teams combine for 24 points. Green Bay answered with a Rodgers-to-**Jordy Nelson** scoring pass to reclaim the lead at 14-10 before the Jaguars answered with a 75-yard drive resulting in a 22-yard Bortles-to-**Julius Thomas** touchdown pass for a 17-14 lead. Green Bay's second consecutive 75-yard touchdown drive made it 21-17 Packers with 13 second left in the first half when Rodgers, despite a heavy rush, threw 29 yards to **Davante Adams** at the goal line. Both teams managed only two field goals in the second half, including a 50-yarder by Myers. The Jaguars began their final drive at their own 37 with 3:17 remaining and no times out left before a fourth-down swing pass from Bortles to **Allen Hurns** came up short at the Green Bay 14. Bortles threw for 320 yards while Rodgers was held to 199, but the Jacksonville offense averaged just 1.8 yards on 26 runs. Hurns had receptions of 30 and 38 yards on two Jacksonville scoring drives, while **Allen Robinson** led the team with six receptions for 72 yards.

Team	Q	Time Scoring Play	Drive
G.B.	1	A. Rodgers 6 yd run (M. Crosby kick)	6-29 (5:47)
Jax.	1	T. Yeldon 5 yd. run (J. Myers kick)	3-48 (1:24)
Jax.	2	J. Myers 26 yd. Field Goal	12-45(5:52)
G.B.	2	J. Nelson 6 yd. pass from A. Rodgers (M. Crosby kick)	9-75 (4:43)
Jax.	2	J. Thomas 22 yd. pass from B. Bortles (J. Myers kick)	7-75 (1:56)
G.B.	2	D. Adams 29 yd. pass from A. Rodgers (M. Crosby kick)	5-75 (0:56)
G.B.	3	M. Crosby Field Goal	13-68 (4:48)
Jax.	3	J. Myers 39 yd. Field Goal	10-54 (3:57)
G.B.	4	M. Crosby 20 yd. Field Goal	16-73 (9:14)
Jax.	4	J. Myers 50 yd. Field Goal	14-37 (6:49)

Team Statistics

	Packers	Jaguars
First Downs (Run-Pass-Pen)	18 (6-10-2)	20 (4-14-2)
Total Yards-Plays-Avg.	294-60-4.9	348-68-5.1
Rushing Yards-Attempts-Avg.	95-25-3.8	48-26-1.8
Net Yards Passing (Sacked-Yds)	199 (1-0)	300 (3-20)
Att-Comp-Int	34-20-0	39-24-1
Third Down Conversions (%)	7-14 (50%)	4-15 (27%)
Fourth Down Conversions (%)	1-1 (100%)	3-4 (75%)
Punts-Avg.	4-46.0	2-62.5
Fumbles-Lost	1-0	1-0
Penalties-Yards	5-24	9-79
Time of Possession	28:37	31:23

Individual Statistics

Packers Rushing: E. Lacy 14-61, A. Rodgers 4-16, R. Cobb 3-11, J. Starks 4-7
Jaguars Rushing: T. Yeldon 21-39, D. Robinson 3-7, B. Bortles 2-2

Packers Passing: A. Rodgers 20-34-199 (2 TDs)
Jaguars Passing: B. Bortles 24-39-320 (TD, INT)

Packers Receiving: R. Cobb 6-57, J. Nelson 6-32, D. Adams 3-50, R. Rodgers 1-22, E. Lacy 1-17, J. Abbrederis 1-8, J. Cook 1-7, J. Starks 1-6
Jaguars Receiving: A. Robinson 6-72, J. Thomas 5-64, A. Hurns 4-75, T. Yeldon 4-30, M. Lewis 2-48, M. Lee 2-22, R. Greene 1-9

Sacks: Packers 3.0 (M. Burnnett 1.0, N. Perry 1.0, C. Matthews 1.0)
Sacks: Jaguars 1.0 (J. Odrick 1.0)

Interceptions: Packers 1 (J. Thomas)
Interceptions: Jaguars None

Paid Attendance: 63,179 **Time:** 3:10 **Temperature:** 90 degrees

WEEK 2 AT SAN DIEGO

Sept. 18, 2016 at Qualcomm Stadium

	1	2	3	4	OT	Final
JACKSONVILLE JAGUARS (0-2)	0	0	0	14	-	14
SAN DIEGO CHARGERS (1-1)	7	14	14	3	-	38

The Chargers bolted to an early and commanding lead and never looked back in posting a lopsided 38-14 win in their home opener. Scoring touchdowns on three of their first four possessions, the Chargers led 21-0 midway through the second quarter on a **Melvin Gordon** 3-yard run and Philip Rivers touchdown passes of six and two yards to **Travis Benjamin** and **Antonio Gates**. **Tyrell Williams'** 44-yard touchdown catch-and run and a Benjamin 45-yard catch made it 35-0 at the end of the third quarter, by which time the Jaguars had four punts, three turnovers and a missed 54-yard field goal try. In the fourth quarter the Jaguars put together two scoring drives, marching 75 yards in 12 plays with **Mercedes Lewis** catching a four-yard touchdown pass from **Blake Bortles**, and Bortles throwing 15 yards to Corey Grant on the team's final possession. On the day San Diego had five red zone and goal-to-go situations and came away with three touchdowns, a field goal and a lost fumble. Bortles tied his career high with 50 pass attempts, completing 31 for 329 yards with two touchdowns and two interceptions, and was the Jaguars' leading rusher with 34 yards on the ground, while Rivers threw for four touchdowns. **Dante Fowler Jr.** turned in the first two sacks of his career while rookie **Yannick Ngakoue** also got his first, but the Jaguars could not overcome 13 penalties and three turnovers.

Team	Q	Time Scoring Play	Drive
S.D.	1	M. Gordon 3 yd. run (J. Lambo kick)	8-75 (4:46)
S.D.	2	T. Benjamin 6 yd. pass from P. Rivers (J. Lambo kick)	7-34 (3:34)
S.D.	2	A. Gates 2 yd. pass from P. Rivers (J. Lambo kick)	5-56 (2:11)
S.D.	3	Ty. Williams 44 yd. pass from P. Rivers (J. Lambo kick)	7-93 (4:18)
S.D.	3	T. Benjamin 45 yd. pass from P. Rivers (J. Lambo kick)	7-93 (4:18)
JAX	4	M. Lewis 4 yd. pass from B. Bortles (J. Myers kick)	12-75 (4:54)
S.D.	4	J. Lambo 25 yd. field goal	11-36 (5:54)
JAX	4	C. Grant 15 yd. pass from B. Bortles (J. Myers kick)	9-60 (2:30)

Team Statistics

	Jaguars	Chargers
First Downs (Run-Pass-Pen)	20 (6-13-1)	25 (10-10-5)
Total Yards-Plays-Avg.	388-63-6.2	357-63-5.7
Rushing Yards-Attempts-Avg.	69-11-6.3	150-35-4.3
Net Yards Passing (Sacked-Yds)	329 (2-10)	220 (3-13)
Att-Comp-Int	50-31-2	25-17-0
Third Down Conversions (%)	2-11 (18%)	7-13 (54%)
Fourth Down Conversions (%)	1-2 (50%)	0-0 (0%)
Punts-Avg.	4-44.8	4-43.3
Fumbles-Lost	1-1	1-1
Penalties-Yards	14-93	3-23
Time of Possession	25:08	34:52

Individual Statistics

Chargers Rushing: M. Gordon 24-102, D. Woodhead 3-27, K. Farrow 4-13, P. Rivers 1-10, K. Clemens 2--1, T. Benjamin 1--1
Jaguars Rushing: B. Bortles 3-34, T. Yeldon 7-28

Chargers Passing: P. Rivers 17-24-220 (4 TDs), K. Clemens 0-1-0
Jaguars Passing: B. Bortles 31-50-329 (2 TDs, 2 INTs)

Chargers Receiving: T. Benjamin 6-115, Ty. Williams 3-61, M. Gordon 3-18, A. Gates 3-15, D. Inman 1-7, D. Woodhead 1-4
Jaguars Receiving: T. Yeldon 8-10, M. Lee 5-75, A. Hurns 5-64, J. Thomas 4-71, A. Robinson 3-54, M. Lewis 2-17, C. Grant 1-15, A. Benn 1-9, R. Greene 1-7, D. Robinson 1-7

Sacks: Chargers 2.0 (M. Ingram 2.0)
Sacks: Jaguars 3.0 (D. Fowler 2.0), (Ngakoue 1.0)

Interceptions: Chargers 2 (C. Hayward 2)
Interceptions: Jaguars None

Paid Attendance: 52,165 **Time:** 3:14 **Temperature:** 82 degrees

GAME SUMMARIES

WEEK 3 vs. BALTIMORE

Sept. 25, 2016 at EverBank Field

	1	2	3	4	OT	Final
BALTIMORE RAVENS (3-0)	7	6	3	3	-	19
JACKSONVILLE JAGUARS (0-3)	0	7	7	3	-	17

The Jaguars took a 17-16 lead, their first of the day, with 7:27 left in the fourth quarter but a game-winning 53-yard field goal by **Justin Tucker** with 1:02 remaining gave Baltimore a 19-17 victory. Tucker converted all four of his field goal tries—from 43, 42, 37 and 53 yards—and **Joe Flacco** scored the Ravens' only touchdown on a 7-yard run to open the scoring. **Blake Bortles** threw two touchdown passes to **Allen Robinson**, the first a three-yarder with 1:55 left in the second quarter to narrow the Baltimore lead to 10-7. The Ravens closed out the first half with Tucker's 42-yard field goal on an untimed down after his miss from 57 yards was nullified by a 15-yard defensive penalty, an ironic twist from the bizarre ending of the teams' meeting the previous year. The third quarter began with Tucker's 37-yarder to make it 16-7 but the Jaguars battled back, marching 78 yards in 11 plays to set up the second Bortles-to-Robinson touchdown, an 11-yard pass that was initially ruled incomplete before being reversed by instant replay. In the final quarter the Jaguars had three takeaways but were 0-for-6 on third down and gave up four sacks. The game twisted and turned, beginning with a **Devon Hester** muffed punt return which was recovered by **Denard Robinson** to set up **Jason Myers**' 49-yard field goal, giving the Jaguars a 17-16 lead with 7:27 left. On the next series Flacco was intercepted by **Tashaun Gipson**, then three plays later Bortles was picked off by **Tavon Young**, followed two plays later by another Flacco interception by **Paul Posluszny**. After blocking Myers' 52-yard field goal attempt with 2:59 remaining, the Ravens converted a 4th-and-2 to set up Tucker's game-winner. The Jaguars' final possession ended with Bortles' third interception of the day.

Team	Q	Scoring Play	Drive / Time
BAL	1	J. Flacco 7 yd. run (J. Tucker kick)	8-75, 4:03
BAL	2	J. Tucker 43 yd. Field Goal	10-46, 5:47
JAX	2	A. Robinson 3 yd. pass from B. Bortles (J. Myers kick)	8-37, 3:50
BAL	2	J. Tucker 37 yd. Field Goal	9-56, 4:39
JAX	3	A. Robinson 11 yd. pass from B. Bortles (J. Myers kick)	11-78, 5:22
JAX	4	J. Myers 49 yd. Field Goal	4-8, 1:34
BAL	4	J. Tucker 53 yd. Field Goal	8-22, 1:57

Team Statistics

	Ravens	Jaguars
First Downs (Run-Pass-Pen)	18 (3-11-4)	14 (1-12-1)
Total Yards-Plays-Avg.	283-64-4.4	216-63-3.4
Rushing Yards-Attempts-Avg.	84-22-3.8	48-21-2.3
Net Yards Passing (Sacked-Yds)	199 (2-15)	168 (4-26)
Att-Comp-Int	40-29-2	38-24-3
Third Down Conversions (%)	3-13 (23%)	6-16 (38%)
Fourth Down Conversions (%)	1-1 (100%)	0-0 (0%)
Punts-Avg.	5-48.6	6-41.5
Fumbles-Lost	2-1	0-0
Penalties-Yards	8-58	7-75
Time of Possession	31:06	28:54

Individual Statistics

Ravens Rushing: T. West 10-45, J. Forsett 7-20, J. Flacco 3-12
Jaguars Rushing: T. Yeldon 6-17, B. Bortles 3-17, C. Ivory 12-14

Ravens Passing: J. Flacco 29-40-214 (2 INTs)
Jaguars Passing: B. Bortles 24-38-194 (2 TDs, 3 INTs)

Ravens Receiving: S. Smith 8-87, D. Pitta 6-42, J. Forsett 6-12, M. Wallace 3-34, B. Periman 2-22
Jaguars Receiving: A. Robinson 7-57, M. Lee 5-44, A. Hurns 4-40, M. Lewis 3-20, J. Thomas 2-123, T. Yeldon 2-11

Sacks: Ravens 4.0 (T. Suggs 2.0, L. Guy 1.0, T. Jernigan 1.0)
Sacks: Jaguars 2.0 (M. Jackson 1.0, Y. Ngakoué 1.0)

Interceptions: Ravens 3 (Z. Orr, T. Young, C. Mosley)
Interceptions: Jaguars 2 (T. Gipson, P. Posluszny)

Paid Attendance: 60,127 **Time:** 3:07 **Temperature:** 88 degrees

WEEK 4 vs. INDIANAPOLIS

Oct. 2, 2016 at Wembley Stadium

	1	2	3	4	OT	Final
INDIANAPOLIS COLTS (1-3)	3	3	0	21	-	27
JACKSONVILLE JAGUARS (1-3)	7	10	6	7	-	30

Playing in London's Wembley Stadium for the fourth time, the Jaguars built an early lead which they extended to 17 points before holding off a late Colts rally to win, 30-27. Both teams opened with a three-and-out before rookie **Yannick Ngakoué** intercepted an **Andrew Luck** pass at the Colts 33. The Jaguars capitalized on the game's only turnover, marching 24 yards in five plays to a three-yard touchdown pass from **Blake Bortles** to **Allen Robinson**. Indianapolis responded with field goals on its next two drives with **Adam Vinatieri** good from 53 and 49 yards to make it 7-6 early in the second quarter. The Jaguars' ensuing possession covered 75 yards in 10 plays with Bortles running in from one yard out to extend the lead to 14-6, and on their next series **Jason Myers** kicked a 22-yard field goal on the final play of the quarter for a 17-6 halftime lead. The second half was a continuation of the first as Jacksonville scored on its next two possessions as well, with Myers' 46 and 49-yarders giving the Jaguars a 17-point lead at 23-6 at the end of the third quarter. Indianapolis would not go away, however, scoring touchdowns on three consecutive fourth-quarter possessions. **Frank Gore** scored on a 1-yard run and Luck threw a two-yard touchdown pass to **T.Y. Hilton** to make it a three-point game at 23-20 with 7:06 remaining. Bortles then hit **Allen Hurns** with a short pass that Hurns turned into a 42-yard touchdown to make it 30-20, but the Colts responded with their own long touchdown as Luck hit **Phillip Dorsett** in stride on a 64-yard bomb to close within three at 30-27 with 3:03 left. After the Colts forced a punt the Jaguars defense stood up and stopped Indianapolis on 4th-and-1 at the 49-yard line. The Jaguars had to punt one more time, giving the ball back to the Colts at their own 18-yard line with 26 seconds remaining in the game. On 4th-and-11 Luck completed a short pass and the Colts desperately tried to advance the ball with laterals before being forced backwards to end the game. The Jaguars defense pressured Luck throughout, finishing with six sacks including 1.5 by **Paul Posluszny** and one each by Ngakoué, **Tyson Alualu**, **Sen'Derrick Marks** and **Chris Smith**.

Team	Q	Scoring Play	Drive / Time
JAX	1	A. Robinson 3 yd. pass from B. Bortles (J. Myers kick)	5-24, 2:10
IND	1	A. Vinatieri 53 yd. Field Goal	12-29, 6:33
IND	2	A. Vinatieri 49 yd. Field Goal	11-44, 6:10
JAX	2	B. Bortles 1 yd. run (J. Myers kick)	10-75, 4:44
JAX	2	J. Myers 22 yd. Field Goal	8-75, 1:06
JAX	3	J. Myers 46 yd. Field Goal	9-43, 3:10
JAX	3	J. Myers 49 yd. Field Goal	14-58, 6:48
IND	4	F. Gore 1 yd. run (A. Vinatieri kick)	9-75, 3:03
IND	4	T. Hilton 2 yd. pass from A. Luck (A. Vinatieri kick)	12-78, 5:31
JAX	4	A. Hurns 42 yd. pass from B. Bortles (J. Myers kick)	4-75, 2:03
IND	4	P. Dorsett 64 yd. pass from A. Luck (A. Vinatieri kick)	6-75, 2:00

Team Statistics

	Colts	Jaguars
First Downs (Run-Pass-Pen)	23 (7-11-5)	23 (7-11-5)
Total Yards-Plays-Avg.	284-73-3.9	331-65-5.1
Rushing Yards-Attempts-Avg.	94-25-3.8	136-29-4.7
Net Yards Passing (Sacked-Yds)	190 (6-44)	195 (3-12)
Att-Comp-Int	42-27-1	33-19-0
Third Down Conversions (%)	9-17 (53%)	3-11 (27%)
Fourth Down Conversions (%)	0-2 (0%)	1-1 (100%)
Punts-Avg.	3-49.7	5-53.8
Fumbles-Lost	1-0	1-0
Penalties-Yards	7-78	11-145
Time of Possession	32:39	27:21

Individual Statistics

Colts Rushing: F. Gore 16-68, A. Luck 4-23, P. Dorsett 1-3, R. Turbin 1-2
Jaguars Rushing: T. Yeldon 14-71, B. Bortles 7-36, C. Ivory 8-29

Colts Passing: A. Luck 27-42-234 (2 TDs, 1 INTs)
Jaguars Passing: B. Bortles 19-33-207 (2 TDs)

Colts Receiving: T. Hilton 7-42, J. Ferguson 7-33, F. Gore 5-27, C. Rogers 2-39, D. Allen 2-20, R. Turbin 2-3, P. Dorsett 1-64, J. Doyle 1-6
Jaguars Receiving: A. Robinson 5-55, T. Yeldon 4-46, M. Lee 4-28, A. Hurns 2-47, M. Lewis 1-21, N. Sterling 1-10, R. Greene 1-8, A. Been 1-1

Sacks: Chargers 3.0 (E. Walden 1.0, A. Ayers 1.0, H. Ridgeway 0.5, Z. Kerr 0.5)
Sacks: Jaguars 6.0 (Posluszny 1.5, Ngakoué 1.0, Marks 1.0, C. Smith 1.0, Alualu 1.0, Johnson 0.5)

Interceptions: Chargers None
Interceptions: Jaguars 1 (Y. Ngakoué)

Paid Attendance: 83,764 **Time:** 3:15 **Temperature:** 59 degrees

GAME SUMMARIES

WEEK 6 AT CHICAGO

Oct. 16, 2016 at Soldier Field

	1	2	3	4	OT	Final
JACKSONVILLE JAGUARS (2-3)	0	0	0	17	-	17
CHICAGO BEARS (1-5)	0	10	3	3	-	16

Trailing 13-0 after three quarters, the Jaguars scored 17 fourth-quarter points to post the team's largest come-from-behind win in two years, tying its sixth-best comeback in history, with a 17-16 victory in Chicago. Jacksonville appeared ready to strike first on its initial possession, marching 89 yards in 11 plays to the Chicago one-yard line before **Blake Bortles'** third-down pass to **Allen Robinson** was intercepted in the end zone by **Tracy Porter** and returned to the 24. As it turned out, **Connor Barth's** 36- and 24-yard field goals and a 16-yard touchdown pass from **Brian Hoyer** to **Cameron Meredith** were the only points scored, all by Chicago, in the first three quarters. After being forced to punt five times, Jacksonville began its comeback on the second play of the fourth quarter with a **Chris Ivory** 1-yard plunge. The next possession ended after two plays when **Blake Bortles** fumbled, setting up the Bears at the Jacksonville 28-yard line. The defense held Chicago to a 32-yard field goal and the Jaguars offense responded on its ensuing possession with a **Jason Myers** 30-yard field goal capping an 11-play, 63-yard drive to cut the Chicago lead to 16-10 with 4:59 remaining. After forcing another Bears punt, the Jaguars got their game-winning drive. On the first two plays Bortles completed passes of 13 yards to **Julius Thomas** and 14 yards to **Marqise Lee** to get to the 49-yard line. Following an incompletion, Bortles then hit **Arrelious Benn** with a short pass, and Benn's sliding catch-and-run covered the final 51 yards. Myers' PAT gave the Jaguars their first lead of the day, 17-16, with 2:49 left in the game. On its final possession, Chicago was stopped on downs at midfield before the Jaguars ran out the final 57 seconds to seal their second consecutive win. The Jaguars had the game's only two turnovers, but in each case the defense limited Chicago to a field goal. Chicago also had four red zone possessions but managed to score just one touchdown and three field goals.

Team	Q	Scoring Play	Drive / Time
CHI	2	C. Barth 36 yd. Field Goal	11-58, 5:30
CHI	2	J. Howard 1 yd. run (C. Barth kick)	16-86, 7:31
CHI	3	C. Barth 23 yd. Field Goal	11-74, 5:43
JAX	4	C. Ivory 1 yd. run (J. Myers kick)	5-75, 2:03
CHI	4	C. Barth 32 yd. Field Goal	6-14, 3:06
JAX	4	J. Myers 30 yd. Field Goal	11-63, 3:29
JAX	4	A. Benn 51 yd. pass from B. Bortles (J. Myers kick)	4-78, 0:29

Team Statistics

	Jaguars	Bears
First Downs (Run-Pass-Pen)	30 (3-12-5)	22 (5-16-1)
Total Yards-Plays-Avg.	317-55-5.4	389-77-5.1
Rushing Yards-Attempts-Avg.	54-20-2.7	92-27-3.4
Net Yards Passing (Sacked-Yds)	263 (2-8)	297 (1-5)
Att-Comp-Int	40-29-2	38-24-3
Third Down Conversions (%)	2-10 (20%)	7-17 (41%)
Fourth Down Conversions (%)	0-0 (0%)	0-1 (0%)
Punts-Avg.	5-55.0	6-43.5
Fumbles-Lost	2-1	1-0
Penalties-Yards	5-50	10-87
Time of Possession	24:13	35:47

Individual Statistics

Bears Rushing: K. Carey 9-50, J. Howard 15-34, J. Bellamy 1-7, P. Lasike 1-1
Jaguars Rushing: C. Ivory 11-32, T. Yeldon 6-21, B. Bortles 3-1

Bears Passing: B. Hoyer 30-49-302
Jaguars Passing: B. Bortles 20-33-271 (1 TD, 1 INT)

Bears Receiving: C. Meredith 11-113, A. Jeffrey 7-93, Z. Miller 6-36, E. Royal 4-54, J. Howard 2-6
Jaguars Receiving: M. Lee 6-61, A. Hurns 5-74, A. Robinson 3-49, J. Thomas 2-28, C. Ivory 2-3, A. Benn 1-51, T. Yeldon 1-5

Sacks: Bears 2.0 (W. Young 2.0)
Sacks: Jaguars 1.0 (Y. Ngakoue 1.0)

Interceptions: Bears 1 (T. Porter)
Interceptions: Jaguars None

Paid Attendance: 61,054 **Time:** 3:02 **Temperature:** 69 degrees

WEEK 7 vs. OAKLAND

Oct. 23, 2016 at EverBank Field

	1	2	3	4	OT	Final
OAKLAND RAIDERS (5-2)	3	17	3	10	-	33
JACKSONVILLE JAGUARS (2-4)	0	6	3	7	-	16

In a game that saw seven field goals and four touchdowns, the Jaguars struggled in red zone opportunities while the Raiders took advantage of three turnovers and 13 penalties, resulting in a 33-16 Raiders win in Jacksonville. After both teams went three-and-out to start the game, Oakland scored first on a 26-yard **Sebastian Janikowski** field goal. The Jaguars then marched to the Oakland 18 but **Blake Bortles'** pass to **Marqise Lee** was intercepted in the endzone by **David Amerson**. The Raiders were forced to punt, but Greene muffed the punt and Oakland recovered at the Jacksonville 17. The defense did its job, limiting Oakland to a 32-yard field goal for a 6-0 lead at the beginning of the second quarter, at which point the Jaguars had two possessions and two turnovers. The next four possessions of the game resulted in scores, with the Jaguars getting 23- and 37-yard field goals while Oakland added two touchdowns to build their lead to 20-6 as the first half ended. **Jason Myers** kicked a 44-yard field goal to open the second half and get the Jaguars within 11 points at 20-9, but Jacksonville punted on its next four drives, including three straight three-and-outs. Back-to-back field goals by Janikowski from 44 and 52 yards extended the Oakland lead to 26-9 early in the fourth quarter. The Jaguars' best drive of the day began with 7:15 left, when they marched 83 yards in 11 plays with Bortles hitting **Julius Thomas** with a nine-yard touchdown pass, making it a 10-point game at 26-16 with 4:12 left. After a failed inside kick by the Jaguars, Oakland drove 48 yards in eight plays with **Latavius Murray** scoring on a nine-yard run with 2:35 remaining. Oakland's **Reggie Nelson** then intercepted Bortles on the final Jaguars possession to seal the win. In the fourth quarter three players were ejected for unsportsmanlike conduct. The Jaguars dropped to 2-4 on the season a week after winning back-to-back games.

Team	Q	Scoring Play	Drive / Time
OAK	1	S. Janikowski 26 yd. Field Goal	9-63, 3:15
OAK	2	S. Janikowski 32 yd. Field Goal	4-3, 0:15
JAX	2	J. Myers 23 yd. Field Goal	5-70, 2:14
OAK	2	L. Murray 2 yd. run (S. Janikowski kick)	11-75, 7:06
JAX	2	J. Myers 37 yd. Field Goal	9-56, 3:43
OAK	2	M. Crabtree 2 yd. pass from D. Carr (S. Janikowski kick)	8-75, 1:38
JAX	3	J. Myers 44 yd. Field Goal	7-39, 2:49
OAK	3	S. Janikowski 44 yd. Field Goal	5-12, 2:17
OAK	4	S. Janikowski 52 yd. Field Goal	7-38, 3:44
JAX	4	J. Thomas 9 yd. pass from B. Bortles (J. Myers kick)	11-83, 3:03
OAK	4	L. Murray 9 yd. run (S. Janikowski kick)	8-48, 1:37

Team Statistics

	Raiders	Jaguars
First Downs (Run-Pass-Pen)	21 (8-10-3)	19 (4-11-4)
Total Yards-Plays-Avg.	344-71-4.8	344-60-5.7
Rushing Yards-Attempts-Avg.	144-34-4.2	105-16-6.6
Net Yards Passing (Sacked-Yds)	200 (0-0)	239 (1-7)
Att-Comp-Int	37-23-0	43-23-2
Third Down Conversions (%)	8-18 (44%)	4-13 (31%)
Fourth Down Conversions (%)	1-1 (100%)	0-0 (0%)
Punts-Avg.	5-54.6	5-47.8
Fumbles-Lost	1-0	2-1
Penalties-Yards	11-117	13-112
Time of Possession	33:27	26:33

Individual Statistics

Jaguars Rushing: C. Ivory 5-48, B. Bortles 5-33, T. Yeldon 6-24

Raiders Rushing: L. Murray 18-59, M. King 1-27, J. Holton 2-25, D. Washington 5-16, J. Olawale 3-12, D. Carr 4-4, J. Richard 1-1

Jaguars Passing: B. Bortles 23-43-246 (1 TD, 2 INTs)
Raiders Passing: D. Carr 23-37-200 (1 TD)

Jaguars Receiving: M. Lee 7-107, A. Hurns 4-45, J. Thomas 3-20, A. Robinson 2-9, R. Greene 2-8, C. Ivory 2-3, A. Benn 1-39, M. Lewis 1-11, T. Yeldon 1-4
Raiders Receiving: M. Crabtree 8-96, S. Roberts 4-42, A. Cooper 4-29, L. Murray 2-4, M. Rivera 1-13, D. Washington 1-6, C. Walford 1-5, A. Holmes 1-5, J. Richard 1-0

Sacks: Jaguars 0
Sacks: Raiders 1.0 (K. Mack 1.0)

Interceptions: Jaguars 0
Interceptions: Raiders 2 (D. Amerson 1, R. Nelson 1)

Paid Attendance: 62,614 **Time:** 1:02 **Temperature:** 70 degrees

GAME SUMMARIES

WEEK 8 AT TENNESSEE

Oct. 27, 2016 at Nissan Stadium

	1	2	3	4	OT	Final
JACKSONVILLE JAGUARS (2-5)	0	0	8	14	-	22
TENNESSEE TITANS (4-4)	3	24	6	3	-	36

Making their lone national appearance on a Thursday night, the Jaguars struggled from the start with all five first-half possessions ending in punts while the Titans scored on five consecutive drives to build a commanding 27-0 halftime lead on the way to a 36-22 win in Nashville. The statistical disparity at halftime was shocking, with Tennessee holding large advantages in first downs (20 to 3), total yards (354 to 60), offensive plays (41 to 22), third down conversions (6/8 to 1/6), rushing yards (135 to 5) net passing yards (219 to 55), and time of possession (19:33 to 10:27). Including their first possession of the second half, Tennessee put together six consecutive scoring drives of 54, 66, 69, 62, 90 and 75 yards resulting in four touchdowns and two field goals. The Jaguars scored three second-half touchdowns, with **Julius Thomas**, **Allen Hurns** and **Bryan Walters** catching **Blake Bortles** scoring passes. Bortles completed 33 of a team record-tying 54 pass attempts for 337 yards and three TDs, mostly in the second half, and he was also the Jaguars' leading rusher with 22 yards. **Marcus Mariota** completed 81.8 percent of his 22 passes with scoring throws to **Kendall Wright** and **Rishard Matthews**. **DeMarco Murray** rushed for 123 yards and a touchdown and **Derrick Henry** added 60 yards and a score as Tennessee turned in 214 rushing yards on 43 rushing attempts with 494 yards in total offense. The Jaguars fell to 2-5 for the second year in a row, with a 1-1 record in division games.

Team	Q	Scoring Play	Drive / Time
TEN	1	R. Succop 32 yd. Field Goal	10-54, 5:34
TEN	2	K. Wright 36 yd. pass from M. Mariota (R. Succop kick)	4-66, 1:59
TEN	2	D. Henry 6 yd. run (R. Succop kick)	8-69, 3:25
TEN	2	D. Murray 14 yd. run (R. Succop kick)	4-62, 1:43
TEN	2	R. Succop 22 yd. Field Goal	12-90, 3:13
JAX	3	J. Thomas 10 yd. pass from B. Bortles (Bortles run)	11-75, 3:55
TEN	3	R. Matthews 4 yd. pass from M. Mariota (Kick failed, wl)	7-75, 4:12
TEN	4	R. Succop 33 yd. Field Goal	9-20, 5:10
JAX	4	A. Hurns 5 yd. pass from B. Bortles (J. Myers kick)	7-58, 2:08
JAX	4	B. Walters 7 yd. pass from B. Bortles (J. Myers kick)	12-91, 2:32

Team Statistics

	Jaguars	Titans
First Downs (Run-Pass-Pen)	27 (3-22-2)	25 (11-12-2)
Total Yards-Plays-Avg.	370-67-5.5	494-66-7.5
Rushing Yards-Attempts-Avg.	48-11-4.4	214-43-5.0
Net Yards Passing (Sacked-Yds)	322 (2-15)	280 (0-0)
Att-Comp-Int	54-33-0	23-19-0
Third Down Conversions (%)	6-13 (46%)	9-15 (60%)
Fourth Down Conversions (%)	0-1 (0%)	0-0 (0%)
Punts-Avg.	6-45.8	4-38.8
Fumbles-Lost	2-1	1-0
Penalties-Yards	7-75	7-54
Time of Possession	25:35	34:25

Individual Statistics

Titans Rushing: D. Murray 21-123, D. Henry 16-60, M. Mariota 3-11, K. Wright 1-15, D. Walker 1-3, M. Cassel 1-2
Jaguars Rushing: B. Bortles 4-22, T. Yeldon 3-20, C. Ivory 4-6

Titans Passing: M. Mariota 18-22-270 (2 TDs)
Jaguars Passing: B. Bortles 33-54-337 (3 TDs)

Titans Receiving: K. Wright 4-84, D. Walker 4-75, R. Matthews 4-38, D. Henry 4-37, P. Supernaw 1-30, T. Sharpe 1-11, D. Murray 1-5
Jaguars Receiving: A. Hurns 7-98, A. Robinson 6-70, B. Koyack 5-41, T. Yeldon 4-36, M. Lewis 4-23, J. Thomas 3-28, B. Walters 2-14, M. Lee 1-21, C. Ivory 1-6

Sacks: Titans 2.0 (A. Williamson 1.0, D. Morgan 1.0)
Sacks: Jaguars None

Interceptions: Titans None
Interceptions: Jaguars None

Paid Attendance: 61,619 **Time:** 3:08 **Temperature:** 71 degrees

WEEK 9 AT KANSAS CITY

Nov. 6, 2016 at Arrowhead Stadium

	1	2	3	4	OT	Final
JACKSONVILLE JAGUARS (2-6)	0	7	0	7	-	14
KANSAS CITY CHIEFS (6-2)	7	3	6	3	-	19

The Jaguars' 449 yards of total offense and 205 rushing yards—both season-highs—were not enough to overcome four costly turnovers that set up 13 points as the Jaguars lost, 19-14 in Kansas City. The Jacksonville defense did its part, limiting the Chiefs to 231 total yards and 62 rushing yards, both the lowest of the season by an opponent. The first sign of trouble came after both teams punted twice, when **Bryan Walters** fumbled a punt return at the Jacksonville 23. **Nick Foles**, replacing the injured **Alex Smith**, threw a 23-yard touchdown pass to **Albert Wilson** for the game's first score. **Chris Ivory**, who finished with 107 rushing yards, sparked the Jacksonville offense on the next play with a 42-yard run to midfield, but the Jaguars bogged down at the Chiefs' 30 on a failed fourth-and-one. The Jaguars' next possession ended after two plays when **Blake Bortles**' pass was intercepted by **Ramik Wilson** at the Jacksonville 32. The Chiefs capitalized again, with a 26-yard **Cairo Santos** field goal for a 10-0 lead. The Jaguars' best drive of the day came late in the first half when they marched from their own 12 to the Kansas City 1 with a combination of Bortles runs and passes, and Bortles capped the drive with a one-yard pass to **Allen Robinson** in the back of the end zone to make it 10-7 at the half. In the third period the Jaguars' first possession ended in yet another turnover when **T.J. Yeldon**, on third-and-17, ran 16 yards but fumbled at the end of the run to give Kansas City possession at the Jacksonville 38. Santos then kicked a 51-yard field goal, followed on the next Chiefs possession by a 24-yarder to give the Chiefs a 16-7 lead. **Jason Myers** missed a 54-yard try at the end of the third quarter, and the Chiefs took advantage with Santos hitting his fourth field goal of the day, this time from 36 yards for a 19-7 advantage. The Jaguars then used a 51-yard **Marqise Lee** reception to get to the Kansas City 3, but on 2nd-and-goal Ivory fumbled going into the end zone and the Chiefs recovered for a touchback. After the defense forced a three-and-out, the Jaguars drove again, going 61 yards in nine plays with Yeldon scoring on a 13-yard Bortles pass to close within five at 19-14 with 4:10 remaining. After another Chiefs 3-and-out the Jaguars got the ball at their own 35 with 3:01 left. A 26-yard Bortles run helped them get to the Kansas City 32, but an incomplete pass on fourth-and-3 ended the Jacksonville comeback bid to drop them to 2-6 at the season's halfway point.

Team	Q	Scoring Play	Drive / Time
K.C.	1	A. Wilson 23 yd. pass from N. Foles (C. Santos kick)	2-23, 0:14
K.C.	2	C. Santos 26 yd. Field Goal	4-5, 2:06
JZX	2	A. Robinson 1 yd. pass from B. Bortles (J. Myers kick)	11-88, 3:19
K.C.	3	C. Santos 51 yd. Field Goal	4-5, 1:32
K.C.	3	C. Santos 24 yd. Field Goal	6-25, 2:29
K.C.	4	C. Santos 36 yd. Field Goal	9-38, 5:09
JAX	4	T. Yeldon 13 yd. pass from B. Bortles (J. MYERS kick)	9-61, 2:24

Team Statistics

	Jaguars	Chiefs
First Downs (Run-Pass-Pen)	25 (6-17-2)	10 (4-6-0)
Total Yards-Plays-Avg.	449-75-6.0	231-57-4.1
Rushing Yards-Attempts-Avg.	205-32-6.4	62-22-2.8
Net Yards Passing (Sacked-Yds)	244 (2-8)	169 (2-18)
Att-Comp-Int	41-22-1	33-20-0
Third Down Conversions (%)	5-13 (38%)	1-14 (7%)
Fourth Down Conversions (%)	0-2 (0%)	1-1 (100%)
Punts-Avg.	4-41.8	7-50.4
Fumbles-Lost	3-3	0-0
Penalties-Yards	5-46	8-75
Time of Possession	29:39	30:21

Individual Statistics

Chiefs Rushing: C. West 13-39, T. Hill 2-21, K. Davis 3-10
Jaguars Rushing: C. Ivory 18-107, B. Bortles 6-54, T. Yeldon 7-33, M. Lee 1-11

Chiefs Passing: N. Foles 20-33-187 (TD)
Jaguars Passing: B. Bortles 22-41-252 (2 TDs, INT)

Chiefs Receiving: T. Kelce 5-58, A. Wilson 3-42, C. West 3-35, C. Conley 3-28, T. Hill 3-11, K. Davis 1-7, A. Sherman 1-6, J. O'Shaughnessy 1-0
Jaguars Receiving: A. Robinson 7-76, T. Yeldon 5-32, M. Lee 4-84, M. Lewis 2-23, J. Thomas 2-21, A. Benn 1-16, C. Ivory 1-0

Sacks: Chiefs 2.0 (D. Ford 2.0)
Sacks: Jaguars 2.0 (S. Marks 1.0, M. Jackson 0.5, D. Fowler)

Interceptions: Chiefs 1, Ramik Wilson
Interceptions: Jaguars None

Paid Attendance: 73,294 **Time:** 3:20 **Temperature:** 62 degrees

GAME SUMMARIES

WEEK 10 vs. HOUSTON

Nov. 13, 2016 at EverBank Field

	1	2	3	4	OT	Final
HOUSTON TEXANS (6-3)	14	0	7	3	-	24
JACKSONVILLE JAGUARS (2-7)	7	3	0	11	-	21

A 42-yard interception-return touchdown on the game's sixth play and a 57-yard punt return to the Jaguars' seven-yard line in the third quarter were the decisive plays in Houston's 24-21 win at EverBank Field. The Jaguars battled back from a 21-10 deficit by scoring 11 points in the fourth quarter to make it a three-point game, but Houston converted a third-and-5 at its own 13-yard line with two minutes left to close out the win. Looking like it would be a high-scoring game with three first-quarter touchdowns, Houston scored first when **Kareem Jackson** picked off **Blake Bortles'** fourth pass of the game and returned it 42 yards for a quick 7-0 lead. The Jaguars bounced right back, however, as Bortles directed a 13-play, 75-yard drive ending with his five-yard touchdown pass to **Julius Thomas**. Houston responded with its own 10-play, 75-yard drive with **Brock Osweiler** throwing a 1-yard touchdown pass to **Ryan Griffin**, making it 14-7 in the first quarter. The Jaguars made their second turnover on the ensuing possession when Bortles' backward screen pass bounced off **T.J. Yeldon's** foot and into the arms of **Whitney Mercilus**. Houston missed a field goal on the ensuing series before **Jason Myers** made a 54-yard field goal, and the 14-10 score stood at halftime. With 4:29 left in the third quarter, **Tyler Ervin** turned in a 57-yard punt return to the Jacksonville seven, and on the next play Osweiler made it 21-10 on his pass to **Stephen Anderson**. A 44-yard field goal by Myers on the first play of the fourth quarter made it 21-13, but Houston answered with an 11-play drive including converting a 3rd-and-16, and **Nick Novak's** 51-yard field goal made it an 11-point game once again at 24-13 with 8:32 remaining. With 3:42 left the Jaguars began a drive at their own eight-yard line, and Bortles passed on all eight plays including his 14-yarder to **Allen Robinson** in the end zone. His 2-point conversion pass to Robinson got the Jaguars within three points at 24-21 with 2:17 remaining. The Texans never gave the ball back, converting a third-and-5 and forcing the Jaguars to spend their timeouts. The Texans finished with 181 rushing yards, while holding the Jaguars to 80. Robinson led all receivers with nine catches for 107 yards and a TD.

Team	Q	Scoring Play	Drive / Time
HOU	1	K. Jackson 42 yd. interception return (N. Novak kick)	
JAX	1	J. Thomas 5 yd. pass from B. Bortles (J. Myers kick)	13-75, 6:43
HOU	1	R. Griffin 1 yd. pass from B. Osweiler (N. Novak kick)	10-75, 4:55
JAX	2	J. Myers 54 yd. Field Goal	8-25, 3:43
HOU	3	S. Anderson 7 yd. pass from B. Osweiler (N. Novak kick)	1-7, 0:05
JAX	4	J. Myers 44 yd. Field Goal	8-53, 4:11
HOU	4	N. Novak 51 yd. Field Goal	11-42, 6:24
JAX	4	A. Robinson 14 yd. pass from B. Bortles (Bortles-Robinson pass)	8-92, 1:25

Team Statistics

	Texans	Jaguars
First Downs (Run-Pass-Pen)	16 (9-6-1)	23 (3-18-2)
Total Yards-Plays-Avg.	273-61-4.5	327-73-4.5
Rushing Yards-Attempts-Avg.	181-33-5.5	80-22-3.6
Net Yards Passing (Sacked-Yds)	92 (1-7)	247 (2-18)
Att-Comp-Int	27-14-0	49-32-1
Third Down Conversions (%)	7-15 (47%)	10-17 (59%)
Fourth Down Conversions (%)	0-1 (0%)	0-1 (0%)
Punts-Avg.	3-46.0	3-38.3
Fumbles-Lost	0-0	2-1
Penalties-Yards	4-89	4-48
Time of Possession	27:50	32:10

Individual Statistics

Texans Rushing: L. Miller 15-83, A. Hunt 8-52, A. Blue 7-23, B. Osweiler 3-23
Jaguars Rushing: T. Yeldon 9-32, C. Ivory 9-31, B. Bortles 3-11, M. Lee 1-6

Texans Passing: B. Osweiler 14-27-99 (2 TDs)
Jaguars Passing: B. Bortles 32-49-265 (2 TDs, 1 INT)

Texans Receiving: D. Hopkins 5-48, C. Fiedorowicz 3-26, R. Griffin 3-7, B. Miller 1-10, S. Anderson 1-7, A. Hunt 1-1
Jaguars Receiving: A. Robinson 9-107, J. Thomas 6-24, M. Lee 4-50, B. Koyack 3-35, T. Yeldon 3-27, A. Hurns 2-13, C. Ivory 2-10

Sacks: Texans 2.0 (J. Simon 1.0, D. Reader 1.0)
Sacks: Jaguars 1.0 (Aaron Colvin)

Interceptions: Texans 1 (K Jackson)
Interceptions: Jaguars None

Paid Attendance: 62,091 **Time:** 3:00 **Temperature:** 69 degrees

WEEK 11 AT DETROIT

Nov. 20, 2016 at Ford Field

	1	2	3	4	OT	Final
JACKSONVILLE JAGUARS (2-8)	3	6	10	0	-	19
DETROIT LIONS (6-4)	0	9	7	10	-	26

In a close game that saw five turnovers, five lead changes and two return-touchdowns, the Jaguars led 19-16 at the end of the third quarter before Detroit's 10-point fourth quarter gave the home team a 26-19 win. A turnover set up the first score when **Andre Roberts** muffed a first-quarter punt and Jacksonville took over at the Detroit 11. From there **Jason Myers'** 27-yard field goal opened the scoring, but the Jaguars lost possession on their next drive when **Chris Ivory** fumbled. Detroit was forced to punt, just as the Jaguars did on the ensuing possession, but Roberts' 55-yard punt return for a touchdown got the Lions on the scoreboard midway through the 2nd quarter. On a day on which 12 PATS were missed around the league, **Matt Prater** had his first PAT attempt partially blocked so the score held at 6-3. Jacksonville took a 9-6 lead—with Myers missing his PAT—when **Blake Bortles** hit **Allen Robinson** with a three-yard scoring pass with 2:45 left in the second quarter. The Lions responded with a 10-play, 67-yard drive to set up Prater's 27-yard field goal, knotting the score at 9-9 at the half. The second half began ominously for Jacksonville as Bortles' third-down pass was picked off by **Rafael Bush** and returned 39 yards for a pick-six and a 16-9 lead just 58 seconds into the half. The Jaguars came right back, moving 41 yards in seven plays to set up Myers' 52-yard field goal, making it a four-point game at 16-12. After forcing a punt, the Jaguars took the lead back on Bortles' 3-yard touchdown pass to **Marqise Lee**, capping a nine-play, 87-yard drive. Three plays later the Lions lost a **Golden Tate** fumble, but Jacksonville was unable to capitalize. That allowed Detroit to regain the lead at 23-19 when they marched 79 yards, aided by a 61-yard **Matt Stafford** catch-and-run completion to **Eric Ebron** to the Jacksonville 8, setting up Ebron's one-yard scoring run. The Jaguars went three-and-out before the Lions took possession at their own 15 with 8:19 remaining. Detroit methodically marched 60 yards in 15 plays—aided by a fourth-and-2 encroachment penalty while forcing the Jaguars to spend their remaining timeouts—before Prater's 43-yard field goal made it a seven-point game with 22 seconds left. In battling back Bortles threw another interception to end the game.

Team	Q	Scoring Play	Drive / Time
JAX	1	J. Myers 27 yd. Field Goal	4-2, 0:54
DET	2	A. Roberts 55 yd. punt return (kick blocked)	
JAX	2	A. Robinson 3 yd. pass from B. Bortles (kick failed, wr)	7-54, 3:19
DET	2	M. Prater 27 yd. Field Goal	10-67, 2:26
DET	3	R. Bush 39 yd. interception retrun (M. Prater kick)	
JAX	3	J. Myers 52 yd. Field Goal	7-41, 4:42
JAX	3	M. Lee 3 yd. pass from B. Bortles (J. Myers kick)	9-87, 4:56
DET	4	E. Ebron 1 yd. run (M. Prater kick)	7-79, 3:21
DET	4	M. Prater 43 yd. Field Goal	15-60, 7:57

Team Statistics

	Jaguars	Lions
First Downs (Run-Pass-Pen)	16 (1-13-2)	14 (1-12-1)
Total Yards-Plays-Avg.	285-62-4.6	277-57-4.9
Rushing Yards-Attempts-Avg.	83-27-3.1	14-21-0.7
Net Yards Passing (Sacked-Yds)	202 (0-0)	278 (3-15)
Att-Comp-Int	35-22-2	33-24-0
Third Down Conversions (%)	4-14 (29%)	5-14 (36%)
Fourth Down Conversions (%)	0-0 (0%)	0-0 (0%)
Punts-Avg.	6-40.8	6-48.5
Fumbles-Lost	2-1	3-2
Penalties-Yards	4-25	5-32
Time of Possession	32:55	27:05

Individual Statistics

Lions Rushing: T. Riddick 4-13, D. Washington 13-6, E. Ebron 1-1, G. Tate 1-(-6)
Jaguars Rushing: C. Ivory 17-39, D. Robinson 3-21, T. Yeldon 4-16, M. Lee 1-6, B. Bortles 1-3, C. Henne 1-(-2)

Lions Passing: M. Stafford 24-33-278
Jaguars Passing: B. Bortles 22-35-202 (2 TDs, 2 INTs)

Lions Receiving: T. Riddick 8-70, A. Boldin 6-37, E. Ebron 3-70, G. Tate, 3-27, D. Washington 2-15, A. Roberts 1-44, M. Jones 1-15
Jaguars Receiving: C. Ivory 6-75, M. Lee 4-52, A. Robinson 3-18, J. Thomas 3-12, T. Yeldon 2-16, M. Lewis 2-16, A. Hurns 1-9, D. Robinson 1-4

Sacks: Lions None
Sacks: Jaguars 3.0 (M. Jackson 1.0, Y. Ngakoue 1.0, T. Alualu 1.0)

Interceptions: Lions 2, Rafael Bush, Tavon Wilson
Interceptions: Jaguars None

Paid Attendance: 61,486 **Time:** 3:11 **Temperature:** 68 degrees

GAME SUMMARIES



WEEK 12 AT BUFFALO

Nov. 27, 2016 at New Era Field

	<u>1</u>	<u>2</u>	<u>3</u>	<u>4</u>	<u>OT</u>	<u>Final</u>
JACKSONVILLE JAGUARS (2-9)	7	0	7	7	-	21
BUFFALO BILLS (6-5)	0	6	14	8	-	28

The Jaguars drove to a touchdown on their opening possession for the first time since Week 2 of the previous season, and held the lead three times in a back-and-forth game, but ultimately suffered their sixth straight loss, 28-21 in Buffalo. Playing their fourth road game in five weeks, the Jaguars opened with an 11-play, 75-yard drive on which **Blake Bortles** had 34 rushing yards, and **Chris Ivory** capped the opening series with a two-yard touchdown run. The next eight possessions by both teams resulted in punts, but the Jaguars' punt with 1:38 left in the first half was returned 43 yards by **Brandon Tate** to the Jacksonville 22, and Buffalo got on the scoreboard five plays later with a seven-yard **LeSean McCoy** run. A missed extra point left Jacksonville with a 7-6 lead at the half. The second half featured five touchdowns, the first of which was a 75-yard McCoy run on the first play of the third quarter, giving the Bills a 13-7 lead. But the Jaguars responded on the ensuing possession with another 11-play scoring drive, this one covering 65 yards with **Marqise Lee** catching a 20-yard Bortles pass to the goal line, regaining the lead at 14-13. After an exchange of punts, the Bills battled back with **Sammy Watkins** taking a 62-yard **Tyrod Taylor** bomb to the Jacksonville 13 to set up Taylor's seven-yard touchdown run for a 20-14 Buffalo lead late in the third period. Once again, the Jaguars had an answer as they took a 21-20 lead on Bortles' 12-yard pass to **Allen Hurns** on the first play of the fourth quarter. But as both teams had done repeatedly, the Bills matched that with another touchdown drive, this time going 76 yards—aided by a 25-yard McCoy reception and an 18-yard pass interference penalty—with **Justin Hunter** catching Taylor's 18-yard pass in the front of the end zone to make it 26-21. A successful two-point try on a McCoy run gave Buffalo a 28-21 lead with 10:46 remaining in the game. The Jaguars' last possession reached the Buffalo 40-yard line, and after a delay of game penalty on fourth down, Bortles' four-yard completion to Lee on fourth-and-9 ended the Jacksonville comeback chance as Buffalo ran the final 3:25 off the clock. The Jaguars finished with 301 total yards to the Bills' 304, while Bortles led the Jaguars with a career-high 81 rushing yards and a season-low 126 passing yards.

Team	Q	Scoring Play	Drive / Time
JAX	1	C. Ivory 2 yd. run (J. Myers kick)	11-75, 6:45
BUF	2	L. McCoy 7 yd. run (kick failed, wl)	5-22, 1:04
BUF	3	L. McCoy 75 yd. run (D. Carpenter kick)	1-75, 0:13
JAX	3	M. Lee 20 yd. pass from B. Bortles (J. Myers kick)	11-65, 5:21
BUF	3	T. Taylor 7 yd. run (D. Carpenter kick)	4-75, 1:34
JAX	4	A. Hurns 12 yd. pass from B. Bortles (J. Myers kick)	7-65, 3:08
BUF	4	J. Hunter 16 yd. pass from T. Taylor (L. McCoy run)	8-76, 4:06

Team Statistics

	Jaguars	Bills
First Downs (Run-Pass-Pen).....	20 (11-8-1).....	15 (6-7-2)
Total Yards-Plays-Avg.	301-65-4.6	304-52-5.8
Rushing Yards-Attempts-Avg.....	183-37-4.9	153-29-5.3
Net Yards Passing (Sacked-Yds)	118 (2-8)	151 (5-15)
Att-Comp-Int	26-13-0.....	18-12-0
Third Down Conversions (%).....	8-15 (53%).....	5-12 (42%)
Fourth Down Conversions (%).....	0-1 (0%)	1-1 (100%)
Punts-Avg.	6-45.5.....	6-44.0
Fumbles-Lost	2-0	0-0
Penalties-Yards.....	6-60	6-31
Time of Possession	33:35	26:25

Individual Statistics

Bills Rushing: L. McCoy 19-103, T. Taylor 7-38, J. Williams 3-12
Jaguars Rushing: B. Bortles 8-81, C. Ivory 9-44, D. Robinson 13-39, T. Yeldon 6-17, M. Lee 1-2

Bills Passing: T. Taylor 12-18-166 (1 TD)
Jaguars Passing: B. Bortles 13-26-126 (2 TDs)

Bills Receiving: S. Watkins 3-80, L. McCoy 2-31, C. Clay 2-17, M. Goodwin 2013, J. Hunter 1016, B. Tate 1-8, W. Powell 1-1
Jaguars Receiving: M. Lee 4-37, A. Robinson 2-24, B. Koyack 2-23, N. Sterling 2-16, A. Hurns 1-12, C. Ivory 1-13, T. Yeldon 1-3

Sacks: Bills 2.0 (M. Dareus 2.0)
Sacks: Jaguars 5.0 (Jackson 2.0, Ngakoue 1.0, Cyprien 1.0 Alualu 0.5, Jack 0.5)

Interceptions: Bills None
Interceptions: Jaguars None

Paid Attendance: 67,849 **Time:** 3:07 **Temperature:** 42 degrees

WEEK 12, 2016

National Football League Game Summary

NFL Copyright © 2016 by The National Football League. All rights reserved. This summary and play-by-play is for the express purpose of assisting media in their coverage of the game; any other use of this material is prohibited without the written permission of the National Football League. Updated: 11/28/2016

Date: Sunday, 11/27/2016

Jacksonville Jaguars at Buffalo Bills

Start Time: 1:02 PM EST

at New Era Field, Orchard Park NY

Game Day Weather

Game Weather: Mostly cloudy
 Played Outdoors on Turf: A-Turf Titan

Temp: 42° F (5.6° C) Humidity: 65%, Wind: W 13 mph
 Outdoor Weather: Forecast: partly sunny, high temp 42; winds 8-10 mph, Wind Chill: 35

Officials

Referee: Corrente, Tony (99)
 Line Judge: Longson, Bart (2)
 Back Judge: Prukop, Todd (30)

Umpire: Ferrell, Dan (64)
 Side Judge: Vernatchi, Rob (75)
 Replay Official: Yurk, Russell

Head Linesman: Turner, Patrick (13)
 Field Judge: Horton, Buddy (82)

Lineups

Jacksonville Jaguars

Offense	Defense
WR 15 A.Robinson	LEO 91 Y.Ngakoue
TE 83 B.Koyack	DT 90 M.Jackson
LT 68 K.Beachum	DT 99 S.Marks
LG 64 C.Reed	DE 93 T.Alualu
C 65 B.Linder	LLB 50 T.Smith
RG 60 A.Cann	MLB 51 P.Posluszny
RT 78 J.Parnell	RCB 44 M.Jack
TE 48 A.Ellis	LCB 21 P.Amukamara
WR 88 A.Hurns	FS 39 T.Gipson
QB 5 B.Bortles	SS 37 J.Cyprien
RB 33 C.Ivory	RCB 20 J.Ramsey

Buffalo Bills

Offense	Defense
WR 88 M.Goodwin	DT 95 K.Williams
LT 77 C.Glenn	NT 99 M.Dareus
LG 64 R.Incognito	DE 92 A.Washington
C 72 R.Groy	OLB 55 J.Hughes
RG 76 J.Miller	WILL 53 Z.Brown
RT 79 J.Mills	MIKE 52 P.Brown
TE 85 C.Clay	OLB 57 L.Alexander
WR 14 S.Watkins	CB 28 R.Darby
QB 5 T.Taylor	S 27 J.Ihedigbo
RB 25 L.McCoy	S 20 C.Graham
FB 42 J.Felton	CB 24 S.Gilmore

Substitutions

K 2 J.Myers, P 3 B.Nortman, WR 11 M.Lee, WR 13 R.Greene, RB 16 D.Robinson, WR 17 A.Benn, CB 22 A.Colvin, RB 24 T.Yeldon, FS 25 P.Thompson, CB 29 J.Johnson, RB 30 C.Grant, CB 31 D.House, LS 46 C.Tinker, S 47 J.Wilson, LB 52 H.Pullard, DE 56 D.Fowler, LB 59 A.Brown, G 69 T.Shatley, T 72 J.Wells, DT 79 J.Hill, WR 81 B.Walters, TE 87 N.Sterling, DT 92 S.Day

Substitutions

K 2 D.Carpenter, P 4 J.Gay, P 6 C.Schmidt, WR 15 B.Tate, WR 17 J.Hunter, WR 19 W.Powell, CB 21 N.Robey-Coleman, RB 22 R.Bush, CB 29 K.Seymour, CB 30 C.White, RB 31 J.Williams, S 36 J.Meeks, S 38 S.Brown, CB 39 M.Roberson, LB 50 R.Humber, LB 56 L.McCray, LS 65 G.Sanborn, T 71 C.Kouandjio, TE 84 N.O'Leary, LB 90 S.Lawson, DE 91 L.Douzable, DE 94 J.Worthy

Did Not Play

QB 7 C.Henne

Did Not Play

QB 3 E.Manuel, C 67 P.Lewis

Not Active

QB 10 B.Allen, LB 55 D.Skuta, OL 73 J.Poutasi, DL 75 J.Odrick, TE 80 J.Thomas, DT 95 A.Jones, DE 98 C.Smith

Not Active

QB 7 C.Jones, WR 10 R.Woods, WR 11 P.Harvin, RB 35 M.Gillislee, LB 51 B.Spikes, T 66 S.Henderson, DT 97 C.Bryant

Field Goals (made () & missed)

			1	2	3	4	OT	Total
VISITOR:	Jacksonville Jaguars		7	0	7	7	0	21
HOME:	Buffalo Bills		0	6	14	8	0	28

Scoring Plays

Team	Qtr	Time	Play Description (Extra Point) (Drive Info)	Visitor	Home
Jaguars	1	8:15	C.Ivory 2 yd. run (J.Myers kick) (11-75, 6:45)	7	0
Bills	2	0:20	L.McCoy 7 yd. run (kick failed, wl) (5-22, 1:04)	7	6
Bills	3	14:47	L.McCoy 75 yd. run (D.Carpenter kick) (1-75, 0:13)	7	13
Jaguars	3	9:26	M.Lee 20 yd. pass from B.Bortles (J.Myers kick) (11-65, 5:21)	14	13
Bills	3	3:00	T.Taylor 7 yd. run (D.Carpenter kick) (4-75, 1:34)	14	20
Jaguars	4	14:52	A.Hurns 12 yd. pass from B.Bortles (J.Myers kick) (7-65, 3:08)	21	20
Bills	4	10:46	J.Hunter 16 yd. pass from T.Taylor (L.McCoy run) (8-76, 4:06)	21	28

Paid Attendance: 67,849

Time: 3:07

Jacksonville Jaguars vs Buffalo Bills
11/27/2016 at New Era Field

Final Individual Statistics

Jacksonville Jaguars

Buffalo Bills

RUSHING							RUSHING						
	ATT	YDS	AVG	LG	TD		ATT	YDS	AVG	LG	TD		
B.Bortles	8	81	10.1	27	0	L.McCoy	19	103	5.4	75	2		
C.Ivory	9	44	4.9	14	1	T.Taylor	7	38	5.4	11	1		
D.Robinson	13	39	3.0	9	0	J.Williams	3	12	4.0	6	0		
T.Yeldon	6	17	2.8	6	0								
M.Lee	1	2	2.0	2	0								
Total	37	183	4.9	27	1	Total	29	153	5.3	75	3		

PASSING									PASSING								
	ATT	CMP	YDS	SK/YD	TD	LG	IN	RT		ATT	CMP	YDS	SK/YD	TD	LG	IN	RT
B.Bortles	26	13	126	2/8	2	24	0	89.6	T.Taylor	18	12	166	5/15	1	62	0	114.6
Total	26	13	126	2/8	2	24	0	89.6	Total	18	12	166	5/15	1	62	0	114.6

PASS RECEIVING							PASS RECEIVING						
	TAR	REC	YDS	AVG	LG	TD		TAR	REC	YDS	AVG	LG	TD
M.Lee	6	4	37	9.3	20	1	S.Watkins	3	3	80	26.7	62	0
A.Robinson	4	2	24	12.0	24	0	L.McCoy	2	2	31	15.5	25	0
B.Koyack	2	2	23	11.5	17	0	C.Clay	4	2	17	8.5	10	0
N.Sterling	3	2	16	8.0	10	0	M.Goodwin	4	2	13	6.5	8	0
A.Hurns	7	1	12	12.0	12	1	J.Hunter	1	1	16	16.0	16	1
C.Ivory	1	1	11	11.0	11	0	B.Tate	1	1	8	8.0	8	0
T.Yeldon	2	1	3	3.0	3	0	W.Powell	1	1	1	1.0	1	0
							J.Williams	1	0	0	0.0	0	0
							N.O'Leary	1	0	0	0.0	0	0
Total	25	13	126	9.7	24	2	Total	18	12	166	13.8	62	1

INTERCEPTIONS						INTERCEPTIONS					
	NO	YDS	AVG	LG	TD		NO	YDS	AVG	LG	TD
Total	0	0	0	0	0	Total	0	0	0	0	0

PUNTING								PUNTING							
	NO	YDS	AVG	NET	TB	IN20	LG		NO	YDS	AVG	NET	TB	IN20	LG
B.Nortman	6	273	45.5	31.7	2	2	61	C.Schmidt	6	264	44.0	40.0	0	0	57
Total	6	273	45.5	31.7	2	2	61	Total	6	264	44.0	40.0	0	0	57

PUNT RETURNS							PUNT RETURNS						
	NO	YDS	AVG	FC	LG	TD		NO	YDS	AVG	FC	LG	TD
R.Greene	2	10	5.0	0	10	0	B.Tate	2	43	21.5	1	43	0
B.Walters	1	14	14.0	1	14	0	[OUT OF BOUNDS]	1	0	0.0	0	0	0
[DOWNED]	1	0	0.0	0	0	0	[TOUCHBACK]	2	0	0.0	0	0	0
[OUT OF BOUNDS]	1	0	0.0	0	0	0							
Total	3	24	8.0	1	14	0	Total	2	43	21.5	1	43	0

KICKOFF RETURNS							KICKOFF RETURNS						
	NO	YDS	AVG	FC	LG	TD		NO	YDS	AVG	FC	LG	TD
M.Lee	1	36	36.0	0	36	0	B.Tate	1	25	25.0	0	25	0
D.Robinson	1	13	13.0	0	13	0	[TOUCHBACK]	3	0	0.0	0	0	0
C.Grant	1	12	12.0	0	12	0							
[TOUCHBACK]	2	0	0.0	0	0	0							
Total	3	61	20.3	0	36	0	Total	1	25	25.0	0	25	0

Jacksonville Jaguars

FUMBLES											
	FUM	LOST	OWN-REC	YDS	TD	FORCED	OPP-REC	YDS	TD	OUT-BDS	
R.Greene	2	0		2	0	0	0	0	0	0	
Total	2	0		2	0	0	0	0	0	0	

Buffalo Bills

FUMBLES											
	FUM	LOST	OWN-REC	YDS	TD	FORCED	OPP-REC	YDS	TD	OUT-BDS	
Total	0	0		0	0	0	0	0	0	0	

Jacksonville Jaguars vs Buffalo Bills
11/27/2016 at New Era Field

Final Team Statistics

	Visitor Jaguars	Home Bills
TOTAL FIRST DOWNS	20	15
By Rushing	11	6
By Passing	8	7
By Penalty	1	2
THIRD DOWN EFFICIENCY	8-15-53%	5-12-42%
FOURTH DOWN EFFICIENCY	0-1-0%	1-1-100%
TOTAL NET YARDS	301	304
Total Offensive Plays (inc. times thrown passing)	65	52
Average gain per offensive play	4.6	5.8
NET YARDS RUSHING	183	153
Total Rushing Plays	37	29
Average gain per rushing play	4.9	5.3
Tackles for a loss-number and yards	3-6	6-11
NET YARDS PASSING	118	151
Times thrown - yards lost attempting to pass	2-8	5-15
Gross yards passing	126	166
PASS ATTEMPTS-COMPLETIONS-HAD INTERCEPTED	26-13-0	18-12-0
Avg gain per pass play (inc.# thrown passing)	4.2	6.6
KICKOFFS Number-In End Zone-Touchbacks	4-4-3	5-3-2
PUNTS Number and Average	6-45.5	6-44.0
Had Blocked	0	0
FGs - PATs Had Blocked	0-0	0-0
Net Punting Average	31.7	40.0
TOTAL RETURN YARDAGE (Not Including Kickoffs)	24	43
No. and Yards Punt Returns	3-24	2-43
No. and Yards Kickoff Returns	3-61	1-25
No. and Yards Interception Returns	0-0	0-0
PENALTIES Number and Yards	6-60	6-31
FUMBLES Number and Lost	2-0	0-0
TOUCHDOWNS	3	4
Rushing	1	3
Passing	2	1
EXTRA POINTS Made-Attempts	3-3	3-4
Kicking Made-Attempts	3-3	2-3
Rushing Made-Attempts	0-0	1-1
FIELD GOALS Made-Attempts	0-0	0-0
RED ZONE EFFICIENCY	2-2-100%	3-3-100%
GOAL TO GO EFFICIENCY	1-1-100%	1-1-100%
SAFETIES	0	0
FINAL SCORE	21	28
TIME OF POSSESSION	33:35	26:25

Jacksonville Jaguars vs Buffalo Bills
11/27/2016 at New Era Field

Ball Possession And Drive Chart

Jacksonville Jaguars

#	Time Recd	Time Lost	Time Poss	How Ball Obtained	Drive Began	# Play	Yds Gain	Yds Pen	Net Yds	1st Down	Last Scrm	How Given Up
1	15:00	8:15	6:45	Kickoff	JAX 25	11	74	1	75	6	* BUF 2	Touchdown
2	6:33	3:56	2:37	Punt	JAX 21	5	19	0	19	1	JAX 40	Punt
3	2:29	14:51	2:38	Punt	JAX 41	5	13	0	13	1	BUF 46	Punt
4	10:18	7:30	2:48	Punt	JAX 43	6	15	0	15	1	BUF 42	Punt
5	3:14	1:24	1:50	Punt	JAX 22	3	0	5	5	0	JAX 27	Punt
6	0:20	0:00	0:20	Kickoff	JAX 28	1	-1	0	-1	0	JAX 28	End of Half
7	14:47	9:26	5:21	Kickoff	JAX 35	11	65	0	65	4	BUF 20	Touchdown
8	7:11	4:34	2:37	Punt	JAX 29	5	5	5	10	1	JAX 39	Punt
9	3:00	14:52	3:08	Kickoff	JAX 35	7	65	0	65	4	* BUF 12	Touchdown
10	10:46	8:34	2:12	Kickoff	JAX 25	3	9	0	9	0	JAX 34	Punt
11	6:44	3:25	3:19	Punt	JAX 27	8	37	-5	32	2	BUF 45	Downs

(331) Average JAX 30

Buffalo Bills

#	Time Recd	Time Lost	Time Poss	How Ball Obtained	Drive Began	# Play	Yds Gain	Yds Pen	Net Yds	1st Down	Last Scrm	How Given Up
1	8:15	6:33	1:42	Kickoff	BUF 25	3	5	0	5	0	BUF 30	Punt
2	3:56	2:29	1:27	Punt	BUF 17	3	0	0	0	0	BUF 17	Punt
3	14:51	10:18	4:33	Punt	BUF 7	7	4	17	21	2	BUF 28	Punt
4	7:30	3:14	4:16	Punt	BUF 20	8	32	-10	22	2	BUF 42	Punt
5	1:24	0:20	1:04	Punt	JAX 22	5	22	0	22	2	* JAX 7	Touchdown
6	15:00	14:47	0:13	Kickoff	BUF 25	1	75	0	75	1	BUF 25	Touchdown
7	9:26	7:11	2:15	Kickoff	BUF 25	3	3	0	3	0	BUF 28	Punt
8	4:34	3:00	1:34	Punt	BUF 25	4	75	0	75	2	* JAX 7	Touchdown
9	14:52	10:46	4:06	Kickoff	BUF 24	8	58	18	76	4	* JAX 16	Touchdown
10	8:34	6:44	1:50	Punt	BUF 21	3	9	0	9	0	BUF 30	Punt
11	3:25	0:00	3:25	Downs	BUF 42	7	21	0	21	2	JAX 36	End of Game

(309) Average BUF 28

* inside opponent's 20

Time of Possession by Quarter

	1st	2nd	3rd	4th	OT	Total
Visitor Jacksonville Jaguars	11:51	5:07	10:58	5:39		33:35
Home Buffalo Bills	3:09	9:53	4:02	9:21		26:25

Kickoff Drive No.-Start Average

Jaguars: 5 - JAX 30

Bills: 4 - BUF 25

First Quarter

11/27/2016

Play By Play

BUF wins the coin toss and elects to defer. JAX elects to Receive, and BUF elects to defend the west goal.

J.Gay kicks 65 yards from BUF 35 to end zone, Touchback. M.Lee kneels 6 yds. into end zone.

Jacksonville Jaguars at 15:00

1-10-JAX 25	(15:00) C.Ivory left guard to JAX 35 for 10 yards (R.Darby, J.Ihedigbo).	R1
<u>1-10-JAX 35</u>	(14:17) B.Bortles pass incomplete deep right to A.Hurns. Overthrown, receiver along sideline at BUF 33.	
2-10-JAX 35	(14:11) C.Ivory left tackle to JAX 37 for 2 yards (M.Dareus; A.Washington).	
3-8-JAX 37	(13:13) (Shotgun) B.Bortles pass short middle to M.Lee to JAX 47 for 10 yards (R.Darby). Caught at JAX 45, crossing from left.	P2
<u>1-10-JAX 47</u>	(12:34) C.Ivory right tackle to BUF 47 for 6 yards (L.Alexander, P.Brown).	
2-4-BUF 47	(11:50) C.Ivory left tackle to BUF 49 for -2 yards (Z.Brown; P.Brown).	
3-6-BUF 49	(11:07) (Shotgun) B.Bortles scrambles left guard to BUF 22 for 27 yards.	R3
<u>1-10-BUF 22</u>	(10:16) C.Ivory left guard to BUF 8 for 14 yards (C.Graham).	R4
<u>1-8-BUF 8</u>	(9:41) C.Ivory right tackle to BUF 10 for -2 yards (M.Dareus, L.Douzable).	
2-10-BUF 10	(9:01) (Shotgun) B.Bortles scrambles left end pushed ob at BUF 3 for 7 yards (L.Alexander). Timeout #1 by JAX at 08:26.	
3-3-BUF 3	(8:26) (Shotgun) B.Bortles pass incomplete short middle to A.Robinson (M.Dareus). Pass batted at line, receiver 2 yds. into end zone. <i>PENALTY on BUF-C.White, Defensive Holding, 1 yard, enforced at BUF 3 - No Play.</i>	X5
<u>1-2-BUF 2</u>	(8:21) C.Ivory right end for 2 yards, TOUCHDOWN. J.Myers extra point is GOOD, Center-C.Tinker, Holder-B.Nortman. Kick bounced off left upright before going through.	R6

JAX 7 BUF 0, 11 plays, 75 yards, 1 penalty, 6:45 drive, 6:45 elapsed

J.Myers kicks 65 yards from JAX 35 to end zone, Touchback. B.Tate kneels 3 yds. into end zone.

Buffalo Bills at 8:15

1-10-BUF 25	(8:15) (Shotgun) L.McCoy right end to BUF 22 for -3 yards (J.Ramsey).	
2-13-BUF 22	(7:39) (Shotgun) T.Taylor pass short right to C.Clay to BUF 32 for 10 yards (T.Smith). Caught in flat at BUF 26.	
3-3-BUF 32	(7:04) (Shotgun) T.Taylor sacked ob at BUF 30 for -2 yards (J.Cyprien).	
4-5-BUF 30	(6:42) C.Schmidt punts 47 yards to JAX 23, Center-G.Sanborn. R.Greene MUFFS catch, touched at JAX 23, and recovers at JAX 21. R.Greene to JAX 21 for no gain (J.Meeks).	

Jacksonville Jaguars at 6:33

1-10-JAX 21	(6:33) C.Ivory right end to JAX 24 for 3 yards (R.Darby, Z.Brown). <i>PENALTY on BUF-K.Williams, Defensive Offside, 5 yards, enforced at JAX 21 - No Play.</i>	
1-5-JAX 26	(6:10) (Shotgun) B.Bortles scrambles right end pushed ob at JAX 30 for 4 yards (R.Darby).	
2-1-JAX 30	(5:37) (Shotgun) C.Ivory right guard to JAX 34 for 4 yards (J.Hughes, Z.Brown).	R7
<u>1-10-JAX 34</u>	(4:53) (Shotgun) <i>PENALTY on JAX-C.Reed, False Start, 5 yards, enforced at JAX 34 - No Play.</i>	
1-15-JAX 29	(4:39) (Shotgun) B.Bortles pass short middle to C.Ivory to JAX 40 for 11 yards (R.Darby, Z.Brown). BUF-R.Darby was injured during the play. He is Out. Caught at JAX 32, crossing from left. R.Darby assisted off to tunnel.	
2-4-JAX 40	(4:20) (Shotgun) B.Bortles pass incomplete short left to A.Hurns (K.Seymour). Receiver and coverage in flat at JAX 45.	
3-4-JAX 40	(4:14) (Shotgun) B.Bortles pass incomplete deep left to A.Hurns. Dropped, receiver near sideline at BUF 43.	
4-4-JAX 40	(4:09) B.Nortman punts 43 yards to BUF 17, Center-C.Tinker. B.Tate to BUF 17 for no gain (P.Thompson).	

Buffalo Bills at 3:56

1-10-BUF 17	(3:56) (Shotgun) L.McCoy right guard to BUF 20 for 3 yards (T.Alualu).	
2-7-BUF 20	(3:24) T.Taylor pass incomplete short left to C.Clay. Off receiver's hands at BUF 21.	
3-7-BUF 20	(3:18) (Shotgun) T.Taylor sacked at BUF 17 for -3 yards (Y.Ngakoue).	
4-10-BUF 17	(2:41) C.Schmidt punts 52 yards to JAX 31, Center-G.Sanborn. R.Greene MUFFS catch, and recovers at JAX 31. R.Greene pushed ob at JAX 41 for 10 yards (S.Brown).	

Jacksonville Jaguars at 2:29

1-10-JAX 41	(2:29) M.Lee right end pushed ob at JAX 43 for 2 yards (C.Graham). End-around, handoff from B.Bortles.	
2-8-JAX 43	(2:07) C.Ivory up the middle to BUF 47 for 10 yards (J.Meeks).	R8
<u>1-10-BUF 47</u>	(1:18) (Shotgun) T.Yeldon left guard to BUF 43 for 4 yards (K.Williams, C.Graham).	
2-6-BUF 43	(:41) B.Bortles pass incomplete short middle to T.Yeldon. Overthrown, receiver at BUF 48.	
3-6-BUF 43	(:36) (Shotgun) B.Bortles sacked at BUF 46 for -3 yards (M.Dareus).	
End of quarter - 1.42 pm		

Jacksonville Jaguars vs Buffalo Bills at New Era Field

END OF QUARTER

	Score	Time Poss	First Downs				Efficiencies	
			R	P	X	T	3 Down	4 Down
Jacksonville Jaguars	7	11:51	6	1	1	8	2/4	0/0
Buffalo Bills	0	3:09	0	0	0	0	0/2	0/0

Second Quarter

11/27/2016

Play By Play

Jacksonville Jaguars continued.

4-9-BUF 46 (15:00) B.Nortman punts 39 yards to BUF 7, Center-C.Tinker, out of bounds.

Buffalo Bills at 14:51

1-10-BUF 7 (14:51) (Shotgun) L.McCoy right guard to BUF 8 for 1 yard (T.Smith).

2-9-BUF 8 (14:11) (Shotgun) T.Taylor pass short middle to L.McCoy to BUF 14 for 6 yards (P.Posluszny).

3-3-BUF 14 (13:30) (Shotgun) T.Taylor scrambles up the middle to BUF 20 for 6 yards (P.Posluszny, T.Smith). R1

1-10-BUF 20 (12:46) L.McCoy left tackle to BUF 18 for -2 yards (P.Posluszny).

2-12-BUF 18 (12:05) (Shotgun) T.Taylor pass incomplete deep left to C.Clay. Receiver knocked down in coverage near sideline at BUF 40.

PENALTY on JAX-T.Gipson, Defensive Pass Interference, 22 yards, enforced at BUF 18 - No Play. X21-10-BUF 40 (11:58) (Shotgun) L.McCoy right tackle to BUF 38 for -2 yards (T.Alualu).

2-12-BUF 38 (11:18) (Shotgun) T.Taylor sacked at BUF 33 for -5 yards (M.Jackson).

3-17-BUF 33 (10:34) (Shotgun) *PENALTY on BUF-J.Mills, False Start, 5 yards, enforced at BUF 33 - No Play.*

3-22-BUF 28 (10:33) (Shotgun) T.Taylor pass incomplete short right to M.Goodwin.

4-22-BUF 28 (10:26) C.Schmidt punts 29 yards to JAX 43, Center-G.Sanborn, fair catch by B.Walters.

Jacksonville Jaguars at 10:18

1-10-JAX 43 (10:18) (Shotgun) B.Bortles pass short left to T.Yeldon to JAX 46 for 3 yards (P.Brown, M.Dareus). Screen pass, caught at JAX 39.

2-7-JAX 46 (9:33) (Shotgun) T.Yeldon up the middle to JAX 47 for 1 yard (M.Dareus).

3-6-JAX 47 (8:53) (Shotgun) B.Bortles pass short right to N.Sterling to BUF 47 for 6 yards (Z.Brown). Measurement = first down. Buffalo challenged the first down ruling, and the play was Upheld. The ruling on the field stands. (Timeout #1.) P9

1-10-BUF 47 (8:35) B.Bortles pass incomplete short right. Thrown away under pressure by S.Lawson.

2-10-BUF 47 (8:27) T.Yeldon right tackle to BUF 42 for 5 yards (C.Graham).

3-5-BUF 42 (7:42) (Shotgun) B.Bortles pass deep right to A.Robinson pushed ob at BUF 20 for 22 yards (C.White). Caught along sideline at BUF 20. Buffalo challenged the pass completion ruling, and the play was REVERSED.

(Shotgun) B.Bortles pass incomplete deep right to A.Robinson (C.White). Caught out of bounds at BUF 20.

4-5-BUF 42 (7:38) (No Huddle, Shotgun) B.Nortman punts 42 yards to end zone, Center-C.Tinker, Touchback. Kick into end zone.

Buffalo Bills at 7:30

1-10-BUF 20 (7:30) (Shotgun) T.Taylor pass short right to S.Watkins ran ob at BUF 32 for 12 yards. Caught along sideline at BUF 34, rolled backwards after catch. P3

1-10-BUF 32 (6:57) (Shotgun) T.Taylor pass short left to S.Watkins to BUF 38 for 6 yards (P.Amukamara). Caught near sideline at BUF 36.

2-4-BUF 38 (6:18) (Shotgun) L.McCoy left tackle to BUF 37 for -1 yards (T.Smith).

3-5-BUF 37 (5:38) (Shotgun) T.Taylor pass short right to M.Goodwin to BUF 42 for 5 yards (P.Amukamara). Caught near sideline at BUF 42. P4

1-10-BUF 42 (5:08) (Shotgun) L.McCoy up the middle to 50 for 8 yards (T.Alualu). L.McCoy credited with 2 yds., to spot of foul.*PENALTY on BUF-J.Mills, Offensive Holding, 10 yards, enforced at BUF 44.*

1-18-BUF 34 (4:48) T.Taylor sacked at BUF 34 for 0 yards (sack split by M.Jack and T.Alualu).

2-18-BUF 34 (4:06) (Shotgun) T.Taylor left end pushed ob at BUF 42 for 8 yards (P.Amukamara).

3-10-BUF 42 (3:27) (Shotgun) T.Taylor pass incomplete short left to J.Williams. Thrown wide of receiver at BUF 45.

4-10-BUF 42 (3:21) C.Schmidt punts 36 yards to JAX 22, Center-G.Sanborn, out of bounds.

Jacksonville Jaguars at 3:14

1-10-JAX 22 (3:14) T.Yeldon up the middle to JAX 20 for -2 yards (Z.Brown, P.Brown).

2-12-JAX 20 (2:38) B.Bortles sacked at JAX 15 for -5 yards (M.Dareus).

Two-Minute Warning

3-17-JAX 15 (2:00) (Shotgun) D.Robinson right guard to JAX 22 for 7 yards (P.Brown, J.Hughes).

Timeout #2 by BUF at 01:53.

4-10-JAX 22 (1:53) B.Nortman punts 49 yards to BUF 29, Center-C.Tinker. B.Tate to BUF 45 for 16 yards (J.Wilson).

PENALTY on BUF-L.McCray, Running Into the Kicker, 5 yards, enforced at JAX 22 - No Play.

4-5-JAX 27 (1:38) B.Nortman punts 43 yards to BUF 30, Center-C.Tinker. B.Tate to JAX 27 for 43 yards (P.Thompson).

PENALTY on JAX-M.Jack, Illegal Formation, 5 yards, enforced at JAX 27.

Buffalo Bills at 1:24

1-10-JAX 22 (1:24) (Shotgun) T.Taylor pass incomplete deep left to N.O'Leary. Overthrown, receiver 1 yd. into end zone.

2-10-JAX 22 (1:18) (Shotgun) T.Taylor pass short right to B.Tate pushed ob at JAX 14 for 8 yards (T.Smith). Screen pass, caught at JAX 26.

3-2-JAX 14 (1:11) (Shotgun) T.Taylor pass short left to W.Powell to JAX 13 for 1 yard (P.Amukamara). Caught near sideline at JAX 15.

Timeout #2 by JAX at 01:00.

4-1-JAX 13 (1:00) J.Williams up the middle to JAX 7 for 6 yards (J.Cyprien). R5

Jacksonville Jaguars vs Buffalo Bills at New Era Field

1-7-JAX 7

(:24) (Shotgun) L.McCoy right tackle for 7 yards, TOUCHDOWN.

R6

D.Carpenter extra point is No Good, Wide Left, Center-G.Sanborn, Holder-C.Schmidt.

JAX 7 BUF 6, 5 plays, 22 yards, 1:04 drive, 14:40 elapsed

J.Gay kicks 50 yards from BUF 35 to JAX 15. D.Robinson to JAX 28 for 13 yards (R.Humber).

Jacksonville Jaguars at 0:20, (1st play from scrimmage 0:15)

1-10-JAX 28 (:15) B.Bortles kneels to JAX 27 for -1 yards.

End of half - 2.29 pm

END OF QUARTER

	Score	Time Poss	First Downs				Efficiencies	
			R	P	X	T	3 Down	4 Down
Jacksonville Jaguars	7	5:07	0	1	0	1	1/3	0/0
Buffalo Bills	6	9:53	3	2	1	6	2/5	1/1

Third Quarter

11/27/2016

Play By Play

BUF elects to Receive, and JAX elects to defend the East goal.

J.Myers kicks 65 yards from JAX 35 to end zone, Touchback. Kick through end zone.

Buffalo Bills at 15:00

1-10-BUF 25 (15:00) (Shotgun) L.McCoy up the middle for 75 yards, TOUCHDOWN.

R7

D.Carpenter extra point is GOOD, Center-G.Sanborn, Holder-C.Schmidt.

JAX 7 BUF 13, 1 plays, 75 yards, 0:13 drive, 0:13 elapsed

J.Gay kicks 42 yards from BUF 35 to JAX 23. C.Grant to JAX 35 for 12 yards (K.Seymour).

Jacksonville Jaguars at 14:47, (1st play from scrimmage 14:39)

1-10-JAX 35 (14:39) D.Robinson right guard to JAX 37 for 2 yards (M.Dareus, K.Williams).

2-8-JAX 37 (13:59) (Shotgun) B.Bortles pass short middle to B.Koyack to BUF 46 for 17 yards (J.Ihedigbo, C.Graham). Caught at BUF 49, slanting from left. P10

1-10-BUF 46 (13:29) D.Robinson right guard to BUF 43 for 3 yards (K.Williams, J.Hughes).

2-7-BUF 43 (12:52) D.Robinson up the middle to BUF 41 for 2 yards (P.Brown, K.Williams).

Timeout #1 by JAX at 12:07.

3-5-BUF 41 (12:07) (Shotgun) T.Yeldon right end to BUF 35 for 6 yards (K.Williams, P.Brown). R11

1-10-BUF 35 (11:31) (Shotgun) B.Bortles pass incomplete short middle to A.Hurns. Through receiver's hands at BUF 30.

2-10-BUF 35 (11:26) (Shotgun) D.Robinson up the middle to BUF 34 for 1 yard (P.Brown; L.Douzable).

3-9-BUF 34 (10:47) (Shotgun) B.Bortles pass short right to N.Sterling pushed ob at BUF 24 for 10 yards (C.White). Caught along sideline at BUF 22. P12

1-10-BUF 24 (10:16) (Shotgun) B.Bortles pass incomplete deep right to M.Lee. Overthrown, receiver along sideline at BUF 2.

2-10-BUF 24 (10:12) (Shotgun) D.Robinson right end to BUF 20 for 4 yards (J.Ihedigbo).

3-6-BUF 20 (9:32) (Shotgun) B.Bortles pass deep middle to M.Lee for 20 yards, TOUCHDOWN. Caught at BUF 1. P13

J.Myers extra point is GOOD, Center-C.Tinker, Holder-B.Nortman.

JAX 14 BUF 13, 11 plays, 65 yards, 5:21 drive, 5:34 elapsed

J.Myers kicks 65 yards from JAX 35 to end zone, Touchback. B.Tate kneels 3 yds. into end zone.

Buffalo Bills at 9:26

1-10-BUF 25 (9:26) L.McCoy left guard to BUF 28 for 3 yards (M.Jackson).

2-7-BUF 28 (8:47) (Shotgun) T.Taylor scrambles left tackle pushed ob at BUF 33 for 5 yards (J.Cyprien).

3-2-BUF 33 (8:00) (Shotgun) T.Taylor sacked at BUF 28 for -5 yards (M.Jackson).

4-7-BUF 28 (7:21) C.Schmidt punts 43 yards to JAX 29, Center-G.Sanborn, downed by BUF-J.Meeks. Ball glanced off helmet of J.Meeks at BUF 29.

Jacksonville Jaguars at 7:11

1-10-JAX 29 (7:11) D.Robinson right guard to JAX 31 for 2 yards (L.Douzable, P.Brown).

2-8-JAX 31 (6:38) (Shotgun) D.Robinson right tackle to JAX 30 for -1 yards (J.Hughes, S.Lawson).

PENALTY on BUF-J.Hughes, Defensive Offside, 5 yards, enforced at JAX 31 - No Play.

2-3-JAX 36 (6:15) (Shotgun) T.Yeldon right guard to JAX 39 for 3 yards (L.Douzable; K.Williams). R14

1-10-JAX 39 (5:34) (Shotgun) D.Robinson up the middle to JAX 39 for no gain (J.Hughes, K.Williams).

2-10-JAX 39 (4:51) (Shotgun) B.Bortles pass incomplete short middle to M.Lee.

3-10-JAX 39 (4:46) (Shotgun) B.Bortles pass incomplete short left to A.Hurns (L.Alexander). Pass tipped at line.

4-10-JAX 39 (4:42) B.Nortman punts 61 yards to end zone, Center-C.Tinker, Touchback. Kick through end zone.

PENALTY on JAX-M.Jack, Illegal Formation, 5 yards, enforced at BUF 20.

Buffalo Bills at 4:34

1-10-BUF 25 (4:34) T.Taylor pass deep right to S.Watkins pushed ob at JAX 13 for 62 yards (J.Ramsey). Caught along sideline at JAX 27. P8

1-10-JAX 13 (4:02) (Shotgun) L.McCoy left guard to JAX 8 for 5 yards (M.Jack).

2-5-JAX 8 (3:28) (Shotgun) L.McCoy left end to JAX 7 for 1 yard (T.Smith; M.Jack). BUF-W.Powell was injured during the play. He is Out. W.Powell assisted off.

3-4-JAX 7 (3:07) (Shotgun) T.Taylor scrambles left tackle for 7 yards, TOUCHDOWN. R9

D.Carpenter extra point is GOOD, Center-G.Sanborn, Holder-C.Schmidt.

JAX 14 BUF 20, 4 plays, 75 yards, 1:34 drive, 12:00 elapsed

J.Gay kicks 66 yards from BUF 35 to JAX -1. M.Lee pushed ob at JAX 35 for 36 yards (R.Humber).

Jacksonville Jaguars at 3:00, (1st play from scrimmage 2:53)

1-10-JAX 35 (2:53) (Shotgun) D.Robinson left guard to JAX 35 for no gain (K.Williams; M.Dareus).

2-10-JAX 35 (2:17) (Shotgun) B.Bortles pass incomplete deep right to A.Hurns [Z.Brown]. Overthrown, receiver along sideline at BUF 48. Thrown under pressure.

3-10-JAX 35 (2:11) (Shotgun) B.Bortles scrambles left guard to 50 for 15 yards (S.Gilmore). R15

Jacksonville Jaguars vs Buffalo Bills at New Era Field

1-10-50 (1:25) (Shotgun) B.Bortles left tackle ran ob at BUF 41 for 9 yards.

2-1-BUF 41 (:56) (Shotgun) D.Robinson up the middle to BUF 36 for 5 yards (L.Douzable, P.Brown).

R16

1-10-BUF 36 (:21) (Shotgun) B.Bortles pass deep right to A.Robinson pushed ob at BUF 12 for 24 yards (C.White). Caught along sideline at BUF 14.

P17

End of quarter - 3:24 pm

END OF QUARTER

	Score	Time Poss	First Downs				Efficiencies	
			R	P	X	T	3 Down	4 Down
Jacksonville Jaguars	14	10:58	4	4	0	8	4/5	0/0
Buffalo Bills	20	4:02	2	1	0	3	1/2	0/0

Fourth Quarter

11/27/2016

Play By Play

Jacksonville Jaguars continued.

1-10-BUF 12 (15:00) (Shotgun) B.Bortles pass short left to A.Hurns for 12 yards, TOUCHDOWN. JAX-A.Hurns was injured during the play. His return is Questionable. Swing pass, caught at BUF 15. A.Hurns limps off. P18
J.Myers extra point is GOOD, Center-C.Tinker, Holder-B.Nortman.

JAX 21 BUF 20, 7 plays, 65 yards, 3:08 drive, 0:08 elapsed

J.Myers kicks 66 yards from JAX 35 to BUF -1. B.Tate to BUF 24 for 25 yards (P.Thompson, J.Cyprien).

Buffalo Bills at 14:52, (1st play from scrimmage 14:45)

1-10-BUF 24 (14:45) (Shotgun) L.McCoy right tackle pushed ob at BUF 27 for 3 yards (J.Ramsey).
 2-7-BUF 27 (14:08) (Shotgun) T.Taylor pass short right to L.McCoy pushed ob at JAX 48 for 25 yards (M.Jackson). Dump pass, caught at BUF 25. P10
1-10-JAX 48 (13:37) (Shotgun) T.Taylor pass incomplete short right to M.Goodwin. Thrown wide of receiver, along sideline at JAX 35.
 2-10-JAX 48 (13:31) (Shotgun) J.Williams up the middle to JAX 43 for 5 yards (T.Alualu, M.Jack).
 3-5-JAX 43 (12:49) (Shotgun) T.Taylor pass deep right intended for S.Watkins INTERCEPTED by T.Gipson at JAX 14. T.Gipson ran ob at JAX 14 for no gain. T.Gipson slid out of bounds after INT. Receiver overthrown. X11
PENALTY on JAX-P.Amukamara, Defensive Pass Interference, 18 yards, enforced at JAX 43 - No Play.
1-10-JAX 25 (12:42) L.McCoy up the middle to JAX 23 for 2 yards (J.Cyprien, Y.Ngakoue).
 2-8-JAX 23 (12:03) (Shotgun) T.Taylor pass short left to M.Goodwin pushed ob at JAX 15 for 8 yards (P.Amukamara). Caught along sideline at JAX 17. P12
1-10-JAX 15 (11:37) (Shotgun) L.McCoy right end to JAX 16 for -1 yards (T.Smith).
 2-11-JAX 16 (10:52) (Shotgun) T.Taylor pass deep right to J.Hunter for 16 yards, TOUCHDOWN. Caught in front corner of end zone. P13
 TWO-POINT CONVERSION ATTEMPT. L.McCoy rushes left guard. ATTEMPT SUCCEEDS.

JAX 21 BUF 28, 8 plays, 76 yards, 1 penalty, 4:06 drive, 4:14 elapsed
--

J.Gay kicks 65 yards from BUF 35 to end zone, Touchback. Kick through end zone.

Jacksonville Jaguars at 10:46

1-10-JAX 25 (10:46) D.Robinson right guard to JAX 29 for 4 yards (L.Douzable, J.Hughes).
 2-6-JAX 29 (10:10) (Shotgun) B.Bortles scrambles up the middle to JAX 34 for 5 yards (K.Williams).
 3-1-JAX 34 (9:31) D.Robinson left guard to JAX 34 for no gain (L.Douzable; A.Washington).
 4-1-JAX 34 (8:43) B.Nortman punts 45 yards to BUF 21, Center-C.Tinker, fair catch by B.Tate.

Buffalo Bills at 8:34

1-10-BUF 21 (8:34) (Shotgun) L.McCoy right tackle to BUF 19 for -2 yards (P.Posluszny, D.Fowler).
 2-12-BUF 19 (7:59) (Shotgun) T.Taylor pass incomplete short right to C.Clay. Thrown behind receiver at BUF 26, crossing from middle.
 3-12-BUF 19 (7:55) (Shotgun) T.Taylor scrambles left guard to BUF 32 for 13 yards (P.Posluszny, T.Gipson).
 Jacksonville challenged the first down ruling, and the play was REVERSED.
 (Shotgun) T.Taylor scrambles left guard to BUF 30 for 11 yards (T.Gipson, P.Posluszny).
 E.Manuel in at QB.
 Timeout #1 by BUF at 06:55.
 4-1-BUF 30 (6:55) C.Schmidt punts 57 yards to JAX 13, Center-G.Sanborn. B.Walters pushed ob at JAX 27 for 14 yards (J.Meeks).

Jacksonville Jaguars at 6:44

1-10-JAX 27 (6:44) (Shotgun) D.Robinson up the middle to JAX 36 for 9 yards (P.Brown).
 2-1-JAX 36 (6:07) B.Bortles pass incomplete deep right to N.Sterling (N.Robey-Coleman). Receiver and coverage along sideline at BUF 40.
 3-1-JAX 36 (6:00) (Shotgun) B.Bortles pass short right to M.Lee to JAX 39 for 3 yards (C.Graham). Out-pattern, caught at JAX 39. P19
1-10-JAX 39 (5:26) (Shotgun) B.Bortles left tackle to BUF 46 for 15 yards (Z.Brown). R20
1-10-BUF 46 (4:50) (Shotgun) B.Bortles pass short left to A.Robinson to BUF 46 for no gain (S.Gilmore). Swing pass, caught at BUF 46.
 2-10-BUF 46 (4:15) (Shotgun) B.Bortles pass short middle to B.Koyack to BUF 40 for 6 yards (P.Brown). Caught at BUF 40, crossing from right.
 3-4-BUF 40 (3:38) (Shotgun) B.Bortles pass incomplete short left to A.Robinson. Underthrown, receiver along sideline at BUF 27.
 4-4-BUF 40 (3:33) (Shotgun) PENALTY on JAX-B.Bortles, Delay of Game, 5 yards, enforced at BUF 40 - No Play.
 4-9-BUF 45 (3:33) (Shotgun) B.Bortles pass short middle to M.Lee to BUF 41 for 4 yards (N.Robey-Coleman). Caught at BUF 42, crossing from left.

Buffalo Bills at 3:25

1-10-BUF 42 (3:25) One-yard difference on change of possession. Direct snap to L.McCoy (T.Taylor at WR). L.McCoy right tackle to BUF 45 for 3 yards (T.Smith).
 Timeout #2 by JAX at 03:19.
 2-7-BUF 45 (3:18) (Shotgun) L.McCoy right end pushed ob at BUF 45 for no gain (M.Jack). Pitch-back from T.Taylor.
 Timeout #3 by JAX at 03:09.
 3-7-BUF 45 (3:09) (Shotgun) T.Taylor pass short right to C.Clay to JAX 48 for 7 yards (J.Cyprien). Flat pass, caught at 50. Measurement = first down. P14
1-10-JAX 48 (2:25) J.Williams up the middle to JAX 47 for 1 yard (P.Posluszny, M.Jackson).

Two-Minute Warning

Jacksonville Jaguars vs Buffalo Bills at New Era Field

2-9-JAX 47 (2:00) (Shotgun) T.Taylor right guard to JAX 45 for 2 yards (T.Smith).

3-7-JAX 45 (1:20) L.McCoy left end to JAX 36 for 9 yards (T.Gipson).

1-10-JAX 36 (:39) T.Taylor kneels to JAX 37 for -1 yards.

End of game - 4.09 pm

END OF QUARTER

	Score	Time Poss	First Downs				Efficiencies	
			R	P	X	T	3 Down	4 Down
Jacksonville Jaguars	21	5:39	1	2	0	3	1/3	0/1
Buffalo Bills	28	9:21	1	4	1	6	2/3	0/0

Miscellaneous Statistics Report

Jacksonville Jaguars vs Buffalo Bills
11/27/2016 at New Era Field

Ten Longest Plays for Jacksonville Jaguars

Yards	Qtr	Play Start	Play Description
27	1	3-6-BUF 49	(11:07) (Shotgun) B.Bortles scrambles left guard to BUF 22 for 27 yards.
24	3	1-10-BUF 36	(:21) (Shotgun) B.Bortles pass deep right to A.Robinson pushed ob at BUF 12 for 24 yards (C.White). Caught along sideline at BUF 14.
20	3	3-6-BUF 20	(9:32) (Shotgun) B.Bortles pass deep middle to M.Lee for 20 yards, TOUCHDOWN. Caught at BUF 1.
17	3	2-8-JAX 37	(13:59) (Shotgun) B.Bortles pass short middle to B.Koyack to BUF 46 for 17 yards (J.Ihedigbo, C.Graham). Caught at BUF 49, slanting from left.
15	3	3-10-JAX 35	(2:11) (Shotgun) B.Bortles scrambles left guard to 50 for 15 yards (S.Gilmore).
15	4	1-10-JAX 39	(5:26) (Shotgun) B.Bortles left tackle to BUF 46 for 15 yards (Z.Brown).
14	1	1-10-BUF 22	(10:16) C.Ivory left guard to BUF 8 for 14 yards (C.Graham).
12	4	1-10-BUF 12	(15:00) (Shotgun) B.Bortles pass short left to A.Hurns for 12 yards, TOUCHDOWN. JAX-A.Hurns was injured during the play. His return is Questionable. Swing pass, caught at BUF 15. A.Hurns limps off.
11	1	1-15-JAX 29	(4:39) (Shotgun) B.Bortles pass short middle to C.Ivory to JAX 40 for 11 yards (R.Darby, Z.Brown). BUF-R.Darby was injured during the play. He is Out. Caught at JAX 32, crossing from left. R.Darby assisted off to tunnel.
10	1	1-10-JAX 25	(15:00) C.Ivory left guard to JAX 35 for 10 yards (R.Darby, J.Ihedigbo).

Ten Longest Plays for Buffalo Bills

Yards	Qtr	Play Start	Play Description
75	3	1-10-BUF 25	(15:00) (Shotgun) L.McCoy up the middle for 75 yards, TOUCHDOWN.
62	3	1-10-BUF 25	(4:34) T.Taylor pass deep right to S.Watkins pushed ob at JAX 13 for 62 yards (J.Ramsey). Caught along sideline at JAX 27.
25	4	2-7-BUF 27	(14:08) (Shotgun) T.Taylor pass short right to L.McCoy pushed ob at JAX 48 for 25 yards (M.Jackson). Dump pass, caught at
16	4	2-11-JAX 16	(10:52) (Shotgun) T.Taylor pass deep right to J.Hunter for 16 yards, TOUCHDOWN. Caught in front corner of end zone.
12	2	1-10-BUF 20	(7:30) (Shotgun) T.Taylor pass short right to S.Watkins ran ob at BUF 32 for 12 yards. Caught along sideline at BUF 34,
11	4	3-12-BUF 19	(7:55) (Shotgun) T.Taylor scrambles left guard to BUF 32 for 13 yards (P.Posluszny, T.Gipson).
10	1	2-13-BUF 22	(7:39) (Shotgun) T.Taylor pass short right to C.Clay to BUF 32 for 10 yards (T.Smith). Caught in flat at BUF 26.
9	4	3-7-JAX 45	(1:20) L.McCoy left end to JAX 36 for 9 yards (T.Gipson).
8	2	2-18-BUF 34	(4:06) (Shotgun) T.Taylor left end pushed ob at BUF 42 for 8 yards (P.Amukamara).
8	2	2-10-JAX 22	(1:18) (Shotgun) T.Taylor pass short right to B.Tate pushed ob at JAX 14 for 8 yards (T.Smith). Screen pass, caught at JAX

Touchdown Scoring Information

		Offense	Defense	Special Teams
VISITOR	Jacksonville Jaguars	3	0	0
HOME	Buffalo Bills	4	0	0

Player Scoring Information

Club	Player	TD	Rush TD	Rec TD	KO TD	Punt TD	Int TD	Fum TD	Misc TD	FG	XP	2Pt Rush	2Pt Rec	Sfty	Points
JAX	C.Ivory	0	1	0	0	0	0	0	0	0	0	0	0	0	6
JAX	A.Hurns	0	0	1	0	0	0	0	0	0	0	0	0	0	6
JAX	M.Lee	0	0	1	0	0	0	0	0	0	0	0	0	0	6
JAX	J.Myers	0	0	0	0	0	0	0	0	0	3	0	0	0	3
BUF	L.McCoy	0	2	0	0	0	0	0	0	0	0	1	0	0	14
BUF	T.Taylor	0	1	0	0	0	0	0	0	0	0	0	0	0	6
BUF	J.Hunter	0	0	1	0	0	0	0	0	0	0	0	0	0	6
BUF	D.Carpenter	0	0	0	0	0	0	0	0	0	2	0	0	0	2

Possession Detail

	First Half		Second Half		Game	
	Visitor	Home	Visitor	Home	Visitor	Home
Largest Lead	7	0	1	7	7	7
Drives Leading	5	0	1	2	6	2
Time of Possession Leading	10:13	0:00	2:37	5:15	12:50	5:15
Largest Deficit	0	-7	-7	-1	-7	-7
Drives Trailing	0	5	4	4	4	9
Time of Possession Trailing	0:00	13:02	14:00	8:08	14:00	21:10
Times Score Tied Up		0		0		0
Lead Changes		1		5		6

Playtime Percentage

Percent of playtime per player on offense, defense and special teams

Jacksonville Jaguars						Buffalo Bills					
		Offense	Defense	Special Teams				Offense	Defense	Special Teams	
J Parnell	T	68	100%	3	11%	R Groy	G	55	100%	3	11%
C Reed	G	68	100%	3	11%	J Mills	T	55	100%	3	11%
A Cann	G	68	100%	3	11%	C Glenn	T	55	100%	3	11%
K Beachum	T	68	100%	3	11%	R Incognito	G	55	100%	3	11%
B Linder	G	68	100%			J Miller	G	55	100%	3	11%
B Bortles	QB	68	100%			T Taylor	QB	55	100%		
A Robinson	WR	66	97%			C Clay	TE	46	84%		
A Hurns	WR	54	79%			M Goodwin	WR	43	78%		
M Lee	WR	51	75%	5	18%	L McCoy	RB	40	73%		
B Koyack	TE	40	59%	10	36%	B Tate	WR	29	53%	16	57%
D Robinson	RB	31	46%	10	36%	S Watkins	WR	25	45%		
N Sterling	WR	28	41%	17	61%	J Felton	FB	20	36%	4	14%
T Yeldon	RB	23	34%			W Powell	WR	19	35%	12	43%
A Ellis	TE	20	29%	15	54%	N O'Leary	TE	18	33%	14	50%
C Ivory	RB	15	22%			J Williams	RB	15	27%	6	21%
B Walters	WR	9	13%	4	14%	J Hunter	WR	13	24%	1	4%
A Benn	WR	3	4%	19	68%	C Kouandjio	T	3	5%	3	11%
J Cyprien	SS		55 100%	7	25%	R Bush	RB	3	5%	1	4%
T Smith	LB		55 100%	4	14%	C Graham	FS		68 100%	9	32%
P Posluszny	LB		55 100%	3	11%	P Brown	LB		68 100%	9	32%
T Gipson	FS		55 100%			S Gilmore	CB		68 100%	4	14%
P Amukamara	CB		55 100%			Z Brown	LB		62 91%	9	32%
J Ramsey	CB		53 96%	9	32%	C White	CB		58 85%	17	61%
S Marks	DT		41 75%	3	11%	K Williams	DT		58 85%	3	11%
M Jackson	DT		40 73%	3	11%	L Alexander	LB		56 82%	14	50%
T Alualu	DE		39 71%	6	21%	J Hughes	LB		56 82%		
Y Ngakoué	DE		37 67%			J Ihedigbo	SS		44 65%	13	46%
M Jack	LB		30 55%	7	25%	M Dareus	DT		43 63%	3	11%
D Fowler	DE		29 53%			N Robey	CB		38 56%	11	39%
A Colvin	CB		25 45%	3	11%	L Douzable	DE		27 40%	6	21%
S Day	DT		21 38%	10	36%	A Washington	DT		24 35%		
J Hill	DT		13 24%	2	7%	S Lawson	DE		21 31%		
D House	CB		2 4%	10	36%	J Meeks	SS		19 28%	23	82%
A Brown	LB			25	89%	R Darby	CB		16 24%	1	4%
H Pullard	LB			23	82%	K Seymour	CB		12 18%	17	61%
J Wilson	SS			21	75%	R Humber	LB		8 12%	22	79%
P Thompson	FS			20	71%	J Worthy	DT		1 1%	3	11%
C Grant	RB			15	54%	L McCray	LB			22	79%
C Tinker	LS			10	36%	S Brown	FS			22	79%
B Nortman	P			10	36%	C Schmidt	P			9	32%
T Shatley	G			8	29%	G Sanborn	LS			9	32%
J Myers	K			7	25%	J Gay	K			5	18%
J Johnson	CB			5	18%	D Carpenter	K			3	11%
J Wells	T			3	11%	M Roberson	CB			2	7%
R Greene	WR			2	7%						



TRANSCRIPTS

REGULAR SEASON WEEK 13 vs. DENVER



JAGUARS HEAD COACH GUS BRADLEY
Monday, November 28, 2016

(Opening Statement) "Obviously, we weren't happy with the outcome. A lot of things took place on the film that we need to get corrected. There's also some good things, too, that we can build from."

(At this point in the season, are you able to build something?) "Get better and improve? Yeah. I think we're seeing that at many positions, but not enough to get that win. That's what we're after. In order to get that win, you have to improve in some areas and get some of these corrections done."

(On the players' focus) "It's hard to explain, but these guys are professionals. They know when you go through tough times like this, you just have to work. You just have to go through it and stay strong with one another and keep doing the things that you're doing that you believe are helping you get to a place. If there are things not working, we have to change it. If there are things that we are doing well, we have to keep improving on it. They just have a different mentality than 'Okay, we have to go in there and convince them.' They're professionals."

(On how to rationalize feelings about what may happen for next year) "You can't control critics. You can't control anything other than -- what we can do is how we handle the circumstance and how we can handle where we're at right now. It's unfortunate that we're not where we want to be, but there are a lot of things that can be taking place here. You can see improvement in a lot of area and see these guys. The way they played and how they go after their job is impressive to me. You just hurt because you want those wins to come with it for the effort."

(What questions are Shad Khan asking you?) "Are you guys ready to play? What are you thinking about this week?"

(Is there any thinking that you're four games back with five games to play?) "This team -- when they go out and work, it's about getting a win. Next week, getting another one and then getting another one and then going from that. Then, go back to Wednesday and let's learn. When you analyze the film and you really study it, and you study it in all three phases, you see some things that need to get corrected. And then you see some highlights. You see some very, very good play. I'm talking about effort, reading their keys, the discipline, to all these things taking place. I think that you build on those things and then you look at, like I said before, the things that we need to get corrected. You have to get it corrected."

(On LeSean McCoy's TD run) "We had a couple of guys there at the point of attack. We took a little bit of an angle. It should be more inside-out and things we need to get corrected. Just had some guys -- did you see it? It's the same thing you asked me last night."

(On the players involved in the play) "I'm not getting so much scheme with you, because that would be difficult. I'm just saying, we had two guys at the point of the attack and we just didn't get it done."

(How are the players taking to the teaching during the losing streak?) "I think well. When you watch it on tape, you see the third down percentage going up. The red zone is going up. The offense, we've given up six sacks in four games. There are things like that. I don't want to get in too much stuff because it's still about getting a win. When you look at things like that in certain areas, you can see improvement. Defensively, it's the same thing. I think we had five sacks yesterday in the game. I think the aggressiveness that we saw. We gave up too many explosive plays – I think three explosive plays on the day."

(On Malik Jackson) "One was just effort. On the other one, we had him as a spy and then when he saw him scramble, he made a great open-field play. I think when you watch that play, usually you say, big men running show up on tape. That's a classic example. He was running in the open field, took good leverage and made the play."

(On Malik Jackson being active away from where he was lined up) "I think that's what, when we talk about effort, that's what you see on tape and the energy guys are putting forth. When you have that kind of effort, that's something you say, 'Alright, that past is taken care of.' It's these other things that we need to get corrected. That's a highlight."

(On Tashaun Gipson's thoughts about the 75-yard run) "It's a D-Gap. It's a D-Gap running play where he cut back. Corners on the outside fitting of the D-Gap and the safety has the inside fitting of the D-Gap. If they became both on the outside of the D-Gap, then they're wrong. It's the D-Gap. I don't know if that helps you. It was a D-Gap running play that cut back in there and you have two guys on the outside or the inside of the D-Gap."

(On if someone was in the wrong spot) "We missed a tackle there. Once they come outside-in, inside-out, you just constrict it and make the tackle."

(Was Johnathan Cyprien too far off on the last touchdown allowed? Was it Cover 2?) "No. He plays with outside leverage and if he does the seven cut, he stays outside of him. If he breaks it flatter, he came underneath him and made a great play. He broke it a little bit flatter, we have to read, come back, keep outside leverage of him and make the play. He made a good play."

(On the special teams' mistakes) "The coverage part of it. That's what we were talking in there as we go through all of it. There's a number of big plays that are happening on the punt return, with our punt coverage. There's plays where you see touchbacks. You see where it's inside the 20 and it goes out of bounds. But then, when they actually have a chance to catch it and return it, how are we doing? We're giving up far too many big plays up on that."

(Was punting again after the penalty a no-brainer?) "You can look at it now and say we shouldn't have done it knowing what happened. At the time, there are a couple of things that I think are warranted for you to ask. One, the punt team is tired, could be tired, and you have to go down there and cover again. The punter just got hit and how is he going to be getting hit and punting it? Those are all good questions. I failed to go to talk to Brad [Nortman] and ask how he's doing after just getting hit. He's seeming to be fine, he shook it off and he was ready to go. You're hoping that to have a drive start on the 40-yard line with a minute and 20, 30 seconds left and one timeout, when we have a chance with Brad, hit a 60-yarder with hang time. We had one later in the game, a 60-yarder, hang time, fair catch

and we're good just to put them at the 20 or 25. To punt it again, even though it was a long return, took 14 seconds. Let's say another punt takes 10 seconds off. I think you're weighing it like that. Looking back at it, they had a great return on us. The first return was, there were guys there, too, and they had a 16-yard return and we had guys that didn't make the play. If I had looked at that and said that we're failing to make a play with guys in close quarters, looking back at it, I would rather have not had them start their drive in the 20's."

(On if he lost confidence in Greene as the punt returner.) "That is why Bryan Walters went in. Rashad got hurt, too. Bryan Walters did a good job coming in. It is a challenging task, but they have to be able to do it."

(On if Walters would have replaced Greene Sr. regardless of his injury or not) "After the second [fumble]."

(On Myles Jack and his illegal formation penalties) "He thought he was close enough to intersecting. He felt when he looked across and he saw that, he thought he was in good shape. They saw it differently. He felt he was."

(On Greene Sr.'s mindset) "I am sure he is frustrated over the fact that he knows he is very capable of doing it and he had a couple like that take place. I am sure he is not pleased about it. I know he has some injuries he is dealing with, too. After that, the decision was [to replace him], but never got to making the decision because [the medical staff] told us he was out."

(On losing Chris Ivory during the game to injury) "Well, he was on a pretty good roll. I think he was running very good. We would have liked to have him for the whole game. The injury happened. Even T.J. [Yeldon] was about 75 percent. I don't know how the calculations work, but he wasn't full. Between him and Denard [Robinson], I thought they did a good job. An admirable job standing up for him and playing. Chris Ivory, we thought, was playing really well at the time he got hurt."

(On sensing frustration from Malik Jackson) "I won't say it is easy for him. I think he is battling that part, where it is difficult, but not in a negative way. It is hard. How can you argue with that? It is hard. He is just constantly trying to find other ways that this is straining on him and he wants to be a positive influence and lead. I said, 'Just do it by your actions first. The other stuff will come.' He still challenges guys in practice. I have learned to appreciate him a great deal. Is it frustrating? Yeah, it is frustrating for everyone in that locker room. It is a talented team that you see play very hard and playing well at times and seeing progress, but still not enough to get the win."

(On Jackson's performance this season) "I think he has done very well. Very well for us."

(On if Bortles should have called timeout on the last offensive possession on fourth down) "He has the ability. I saw it. He looked over. They came up and it looked like it was going to be a cover-zero blitz. He came up. He checked it. He made a signal to the outside, came back, looked up at the clock, put his head down and took the snap with about three seconds left. At that time when I saw all that and felt all that I saw him look at the clock – there were a couple other times where it got right before zero and he snapped it. I felt like that was what was going to happen. It delayed a little bit, but looking back at it I take responsibility for that. I should have called a time out. We had two time outs at that time. It doesn't matter how many timeouts you have. In a critical situation like that, to keep it in that down and distance where it is manageable, would have been great looking back at it. I take full responsibility for that."

(On the play Bortles checked to on fourth down) “We felt like it was a good check.”

(On if the play was late getting in) “I know there were one or two that we had where it was a personnel thing, but that is pretty normal. I don’t know if it was on that play.”

(On if he is fatigued from answering the same questions week after week) “I think all the questions are appropriate. I think sometimes I want to make sure to help you do your job, but I don’t know how to answer it to give you what you need. I think there is a coach’s perspective. We look at it, and I understand the questions, but I don’t know what else I can do to help you with – just like the play where they ran for 75 yards. I think there are other plays. There are things that I thought were very good that we haven’t done in other weeks in a game that we put in the game plan. We didn’t run much on third down other weeks. We put that in and I thought that was a good decision. We did some other things as far as what we key against the run game. I thought it was a really good decision. You talk about those, then I can give you different answers I guess.”

(On the red-zone offense) “When it comes down to the red zone, it is accuracy and timing that are big factors in it. Then, making plays. Hurns [touchdown] – they made a check at the line of scrimmage, great effort by him and if you watch that play, Marqise Lee cut the end guy on the line of scrimmage, the corner. Allen Robinson strained on his block. Allen Hurns stayed in bounds, strained to get into the end zone. Those are the plays I look at it and see about effort and strain and how this team and their spirit on the field. When I see that I said – we didn’t see that initially. We didn’t see that initially. I think they always had it in them, but I am starting to see them figure it out more. How important these things are, the strain part of it, so I thought that was cool.”

(On if he was disappointed Bortles didn’t throw ahead of the sticks on fourth and nine) “I have to look at the timing. I know there were routes down field, but it might have come down to his second or third option. Marqise had made plays on shallow crosses before utilizing his speed. It was tough. They had a good edge set on there and he was trying to out run it and they made a play.” It would have been a great call on fourth and four. I go back and take responsibility for it.”

(On the young tight ends) “I thought they did [well]. They all have different roles. Neal Sterling had a couple big plays. Ben [Koyack] had a nice catch. Alex [Ellis] did a good job on the backside. I think his big thing is effort. You are going to see him really strain. Plays will go unnoticed, unless you are watching film really close. I thought all three of those guys did a really good job for stepping in.”

(On Hurns dropped passes) “No. I think sometimes when you try so hard, I have not talked to him about it, but I know he wants it so bad and just like that touchdown play. I think there was nothing that was going to stop him from getting into the end zone. I think sometimes when you do that, you press and it can happen. I don’t know if that is what took place on that play, whether he took his eyes off of it or he felt an open field. Marqise dropped one and then he makes other plays. They are players and they make plays and unfortunately we may not make some plays that we need.”

(On the lack of pass interference calls called for Allen Robinson) “I don’t know. You have to overcome those plays. If that does take place you have to be good enough to overcome it.”



TEAM GAME-BY-GAME STATISTICS

REGULAR SEASON WEEK 13 vs. DENVER

JACKSONVILLE JAGUARS 2016 OFFENSE GAME-BY-GAME

Wk.	Date	Opp	FIRST DOWNS			3 RD	TOT. OFFENSE			RUSHING			PASSING			PUNTS		PEN. Yards	FUM. Lost	Tot. Pts.	Tot. TD	Rn	Ps	Rt	Sfty	PAT	2PT	FGs	T.O.P.								
			Tot	Run	Pass		Pen	Down	Yards	Plays	Avg.	Yards	Att.	Avg.	Net	Sacks	Gross													Att./	Cmp./	Int.	Avg.				
1	9/11	vs. G.B.	[L]	20	4	14	2	4/15	348	68	5.1	48	26	1.8	300	3-24	320	39	24	1	62.5	9-79	1-0	23	2	1	1	0	0	2/2	0/0	3/3	31:23				
2	9/18	at S.D.	[L]	20	6	13	1	2/11	388	63	6.2	69	11	6.3	319	2-10	329	50	31	2	44.8	14-93	1-1	14	2	0	2	0	0	2/2	0/0	0/1	25:08				
3	9/25	vs. BAL	[L]	14	1	12	1	6/16	216	63	3.4	48	21	2.3	168	4-26	194	38	24	3	41.5	7-75	0-0	17	2	0	2	0	0	2/2	0/0	1/2	28:54				
4	19/2	vs. IND	[W]	23	7	11	5	3/11	331	65	5.1	136	29	4.7	195	3-12	207	33	19	0	53.8	11-145	1-0	30	3	1	2	0	0	3/3	0/0	3/3	27:21				
5	10/16	at CHI	[W]	20	3	12	5	2/10	317	55	5.8	54	20	2.7	263	2-8	271	33	20	1	55	5-50	2-1	17	2	1	1	0	0	2/2	0/0	1/1	24:13				
6	10/23	vs. OAK	[L]	19	4	11	4	4/13	344	60	5.7	105	16	6.6	239	1-7	246	43	23	2	47.8	13-122	2-1	16	1	0	1	0	0	1/1	0/0	3/3	26:33				
7	10/27	at TEN	[L]	27	3	22	2	6/13	370	67	5.5	48	11	4.4	322	2-15	337	54	33	0	45.8	7-75	2-1	22	3	0	3	0	0	3/3	1/1	0/0	25:35				
9	11/6	at K.C.	[L]	25	6	17	2	5/13	449	75	6	205	32	6.4	244	2-8	252	44	22	1	41.8	5-46	3-3	14	2	0	2	0	0	2/2	0/0	0/1	29:39				
10	11/13	vs. HOU	[L]	23	3	18	2	10/17	327	73	4.5	80	22	3.6	247	2-8	265	49	32	1	38.3	4-48	2-1	21	2	0	2	0	0	2/2	1/1	2/2	32:10				
11	11/20	at DET	[L]	16	1	13	2	4/14	285	62	4.6	83	27	3.1	202	0-0	202	35	22	2	40.8	4-25	2-1	19	2	0	2	0	0	1/2	0/0	2/2	32:55				
12	11/27	at BUF	[L]	20	11	8	1	8/15	301	65	4.6	183	37	4.9	118	2-8	126	26	13	0	45.5	6-60	2-0	21	3	1	2	0	0	3/3	0/0	0/0	33:55				
13	12/4	vs. DEN																																			
14	12/11	vs. MIN																																			
15	12/18	at HOU																																			
16	12/24	vs. TEN																																			
17	1/1	at IND																																			
TOTALS:			227	49	151	27	54/148	3676	716	5.1	1059	252	4.2	2617	23-132	2749	444	263	13	46.4	85-809	18-9	214	24	4	20	0	0	23/24	2/2	15/18	28:51					

JACKSONVILLE JAGUARS 2016 DEFENSE GAME-BY-GAME

Wk.	Date	Opp	FIRST DOWNS			3 RD	TOT. OFFENSE			RUSHING			PASSING			PUNTS		PEN. Yards	FUM. Lost	Tot. Pts.	Tot. TD	Rn	Ps	Rt	Sfty	PAT	2PT	FGs	T.O.P.									
			Tot	Run	Pass		Pen	Down	Yards	Plays	Avg.	Yards	Att.	Avg.	Net	Sacks	Gross													Att./	Cmp./	Int.	Avg.					
1	9/11	vs. G.B.	[L]	18	6	10	2	7/14	294	60	4.9	95	25	3.8	199	1-0	199	34	20	0	46	5-24	1-0	27	3	1	2	0	0	3/3	0/0	2/2	28:37					
2	9/18	at S.D.	[L]	25	10	10	5	7/13	357	63	5.7	150	35	4.3	207	3-13	220	25	17	0	43.3	3-23	1-1	38	5	1	4	0	0	5/5	0/0	1/1	34:52					
3	9/25	vs. BAL	[L]	18	3	11	4	5/13	283	64	4.4	84	22	3.8	199	2-15	214	40	29	2	48.6	8-58	2-1	19	1	1	0	0	1/1	0/0	4/4	31:06						
4	19/2	vs. IND	[W]	23	7	11	5	9/17	284	73	3.9	94	25	3.8	190	6-44	234	42	27	1	49.7	7-78	1-0	27	3	1	2	0	0	3/3	0/0	2/2	32:39					
5	10/16	at CHI	[W]	22	5	16	1	7/17	389	77	5.1	92	27	3.4	297	1-5	302	49	30	0	43.5	10-87	1-0	16	1	1	0	0	1/1	0/0	3/3	35:47						
6	10/23	vs. OAK	[L]	21	8	10	3	8/18	344	71	4.8	144	34	4.2	200	0-0	200	37	23	0	54.6	11-117	1-0	33	3	2	1	0	0	3/3	0/0	4/4	33:27					
7	10/27	at TEN	[L]	25	11	12	2	9/15	494	66	7.5	214	43	5	280	0-0	280	23	19	0	38.8	7-54	1-0	36	4	2	2	0	0	3/4	0/0	3/3	34:25					
9	11/6	at K.C.	[L]	10	4	6	0	1/14	231	57	4.1	62	22	2.8	169	2-18	187	33	20	0	50.4	8-75	0-0	19	1	0	1	0	0	1/1	0/0	4/4	30:21					
10	11/13	vs. HOU	[L]	16	9	6	1	7/15	273	61	4.5	181	33	5.5	92	1-7	99	27	14	0	46	4-89	0-0	24	3	0	2	1	0	3/3	0/0	1/3	27:50					
11	11/20	at DET	[L]	14	1	12	1	5/14	277	57	4.9	14	21	0.7	263	3-15	278	33	24	0	48.5	5-32	3-2	26	3	1	0	2	0	2/3	0/0	2/2	27:05					
12	11/27	at BUF	[L]	15	6	7	2	5/12	304	52	5.3	153	29	5.3	151	5-15	166	18	12	0	44	6-31	0-0	28	4	3	1	0	0	2/3	1/1	0/0	26:25					
13	12/4	vs. DEN																																				
14	12/11	vs. MIN																																				
15	12/18	at HOU																																				
16	12/24	vs. TEN																																				
17	1/1	at IND																																				
TOTALS:			207	70	111	26	68/162	3550	701	5	1283	316	4.1	2247	24-132	2379	361	235	3	47.2	74-668	11-4	293	31	13	15	3	0	24/27	1/1	26/28	31:09						

JACKSONVILLE JAGUARS 2015 OFFENSE GAME-BY-GAME

Wk.	Date	Opp	FIRST DOWNS			TOT. OFFENSE			RUSHING			PASSING			PUNTS		FUM.			Tot. TD	Rn	Ps	Rt	Sfty	PAT	2PT Fgs	T.O.P.						
			Tot	Run	Pass	Pen	3 RD	Down	Yards	Plays	Avg.	Yards	Att.	Avg.	Net	Sacks	Gross	Att./	Cmp./									Int.	Avg.	Yards	Lost	Pts.	
1	9/13	vs. CAR	[L]	18	6	12	0	3/12	265	66	4.0	96	21	4.6	169	5	183	40	22	2	46.2	25	1	9	1	0	1	0	0	0/1	0/0	1/2	25:54
2	9/20	vs. MIA	[W]	19	4	11	4	5/14	396	66	6.0	123	33	3.7	273	0	273	33	18	0	45.3	93	0	23	2	0	2	0	0	2/2	0/0	3/3	30:08
3	9/28	at N.E.	[L]	15	2	12	1	6/12	293	55	5.3	57	20	2.9	236	2	242	33	17	1	48.8	114	0	17	2	0	2	0	0	2/2	0/0	1/1	25:20
4	10/4	at IND	[L]	21	5	15	1	7/18	431	79	5.5	142	28	5.1	289	1	298	50	28	0	38.4	92	0	13	1	0	1	0	0	1/1	0/0	2/4	36:10
5	10/11	at T.B.	[L]	21	3	15	3	2/8	325	56	5.8	55	17	3.2	270	6	303	33	23	1	55.3	12	1	31	4	0	4	0	0	4/4	0/0	1/1	25:19
6	10/18	vs. HOU	[L]	26	4	18	4	5/15	394	77	5.1	83	21	4.0	311	3	331	53	30	3	46.8	64	0	20	3	0	3	0	0	2/3	0/0	0/0	29:58
7	10/25	vs. BUF	[W]	17	6	9	2	5/14	295	63	4.7	120	32	3.8	175	2	182	29	13	1	44.8	66	0	34	5	1	2	2	0	4/5	0/0	0/0	28:38
9	11/8	at NVJ	[L]	19	3	16	0	7/16	436	65	6.7	98	19	5.2	338	6	381	40	24	2	40.6	30	2	23	2	0	2	0	0	2/2	0/0	3/3	29:16
10	11/15	at BAL	[W]	22	6	10	6	4/16	258	70	3.7	90	22	4.1	168	3	188	45	22	1	52.0	30	0	22	2	0	2	0	0	1/1	0/1	3/4	30:32
11	11/19	vs. TEN	[W]	18	3	13	2	4/13	308	58	5.3	90	23	3.9	218	4	242	31	21	1	48.0	88	1	19	1	0	1	0	0	1/1	0/0	4/4	28:25
12	11/29	vs. S.D.	[L]	20	4	15	1	5/15	420	70	6.0	102	19	5.4	318	2	329	49	30	1	41.3	35	0	25	2	0	2	0	0	1/2	0/0	4/4	28:36
13	12/6	at TEN	[L]	20	3	17	3	10/14	383	59	6.5	81	21	3.9	302	2	322	36	24	0	53.3	21	1	39	6	1	5	0	0	3/5	0/1	0/0	26:26
14	12/13	vs. IND	[W]	24	9	12	3	2/9	380	62	6.1	154	29	5.3	226	3	250	30	16	0	45.6	40	2	51	7	2	3	1	0	6/7	0/0	1/1	29:12
15	12/20	vs. ATL	[L]	21	6	14	1	0/8	357	60	6.0	72	20	3.6	285	2	297	38	23	1	42.3	62	0	17	2	1	1	0	0	2/2	0/0	1/1	25:27
16	12/27	at N.O.	[L]	21	4	17	0	6/9	412	52	7.9	65	15	4.3	347	2	368	35	27	2	50.0	55	0	27	4	0	4	0	0	1/1	1/3	0/0	22:07
17	1/3	at HOU	[L]	11	1	9	1	1/12	215	54	4.0	32	14	2.3	183	8	239	32	17	2	5-50.2	7-53	3-2	6	0	0	0	0	0	0/0	0/0	2/2	24:23
TOTALS:			313	69	215	29	72/205	5581	1012	5.5	1473	354	4.16	4108	51	4428	607	355	18	80-46.3	105-880	25-10	376	44	5	35	4	0	32/39	1/5	26/30	27:34	

JACKSONVILLE JAGUARS 2015 DEFENSE GAME-BY-GAME

Wk.	Date	Opp	FIRST DOWNS			TOT. OFFENSE			RUSHING			PASSING			PUNTS		FUM.			Tot. TD	Rn	Ps	Rt	Sfty	PAT	2PT Fgs	T.O.P.						
			Tot	Run	Pass	Pen	3 RD	Down	Yards	Plays	Avg.	Yards	Att.	Avg.	Net	Sacks	Gross	Att./	Cmp./									Int.	Avg.	Yards	Lost	Pts.	
1	9/13	vs. CAR	[L]	17	6	10	1	8/17	263	68	3.9	105	35	3.0	158	2	175	31	18	1	44.8	22	0-0	20	2	0	1	1	0	2/2	0/0	2/4	34:06
2	9/20	vs. MIA	[W]	17	0	15	2	5/15	386	62	6.2	42	16	2.6	344	2	359	44	30	0	48.2	112	1-0	20	2	0	2	0	0	2/2	0/0	2/3	29:52
3	9/28	at N.E.	[L]	35	12	19	4	11/14	471	76	6.2	125	32	3.9	346	2	358	42	33	0	0.0	30	0-0	51	6	4	2	0	0	6/6	0/0	3/3	34:40
4	10/4	at IND	[L]	22	3	14	5	7/15	326	74	4.4	60	24	2.5	266	3	282	47	30	0	47.8	45	3-2	16	1	0	1	0	0	1/1	0/0	3/3	34:14
5	10/11	at T.B.	[L]	20	8	11	1	5/11	369	61	6.0	183	40	4.6	186	2	209	19	13	0	33.7	72	0-0	38	4	2	1	1	0	3/3	1/1	3/3	34:41
6	10/18	vs. HOU	[L]	24	6	15	3	7/14	382	68	5.6	95	31	3.1	287	1	293	36	24	0	38.8	69	1-0	31	4	0	3	1	0	4/4	0/0	1/1	30:02
7	10/25	vs. BUF	[W]	26	10	13	3	3/12	375	74	5.1	115	28	4.1	260	4	298	42	24	2	49.3	87	4-2	31	3	0	2	1	0	2/2	1/1	3/3	31:22
9	11/8	at NVJ	[L]	14	2	12	0	5/15	290	64	4.5	29	28	1.0	261	2	272	34	21	0	39.0	41	1-0	28	4	2	2	0	0	4/4	0/0	0/0	30:44
10	11/15	at BAL	[W]	22	7	15	0	8/14	397	67	5.9	89	21	4.2	308	1	316	45	34	2	40.4	121	2-2	20	3	0	3	0	0	2/2	0/1	0/1	29:28
11	11/19	vs. TEN	[W]	22	4	13	5	5/13	316	65	4.9	104	26	4.0	212	4	231	35	22	0	45.2	59	1-1	13	1	1	0	0	0	1/1	0/0	2/3	31:35
12	11/29	vs. S.D.	[L]	24	4	19	1	6/14	369	71	5.2	79	26	3.0	290	2	300	43	29	0	41.2	70	0-0	31	4	0	4	0	0	4/4	0/0	1/1	31:24
13	12/6	at TEN	[L]	26	9	13	4	8/13	467	68	6.9	210	35	6.0	257	4	268	29	20	1	44.3	38	1-1	42	6	2	3	1	0	6/6	0/0	0/0	33:34
14	12/13	vs. IND	[W]	17	7	9	1	4/16	322	69	4.7	95	23	4.1	227	3	260	43	20	1	47.9	85	1-1	16	1	0	1	0	0	1/1	0/0	3/3	30:48
15	12/20	vs. ATL	[L]	22	6	13	3	7/14	328	69	4.8	83	33	2.5	245	1	246	35	22	1	39.8	43	0-0	23	2	1	1	0	0	0/0	0/0	3/3	34:33
16	12/27	at N.O.	[L]	29	9	18	2	8/13	537	72	7.5	135	35	3.9	402	1	412	36	25	0	49.5	40	0-0	38	5	2	3	0	0	5/5	0/0	1/3	37:53
17	1/3	at HOU	[L]	25	9	13	3	8/17	402	74	5.4	160	31	5.2	242	2	249	41	25	1	4-47.5	9-55	1-1	30	3	1	1	1	0	3/3	0/0	3/4	35:37
TOTALS:			362	102	222	38	105/227	6000	11-2	5.4	1709	464	3.7	4291	36	4528	602	390	9	72-43.9	114-989	16-9	448	51	15	29	7	0	48/48	2/3	30/38	32:26	

JACKSONVILLE JAGUARS 2014 OFFENSE GAME-BY-GAME

Wk.	Date	Opp	FIRST DOWNS			3 RD	TOT. OFFENSE			RUSHING			PASSING			PUNTS		FUM.	Tot. Tot.			T.O.P.												
			Tot	Run	Pass		Pen	Yards	Plays	Avg.	Yards	Att.	Avg.	Net	Sacks	Gross	Att./		Cmp./	Int.	Avg.		Yards	Lost	Pts.	TD	Rn	Ps	Rt	Sfty	PAT	2PT	FGs	
1	9/7	at PHI	[L]	18	2	14	2	2/14	306	71	4.3	64	25	2.6	242	3-24	266	43	24	0	8-46.5	7-55	1-1	17	2	0	2	0	0	2/2	0/0	0/0	1/3	29:14
2	9/14	at WAS	[L]	8	2	4	2	3/13	148	48	3.1	25	10	2.5	123	10-70	193	28	14	1	8-47.9	6-44	0-0	10	1	0	1	0	0	1/1	0/0	1/1	20:59	
3	9/21	vs. IND	[L]	18	6	10	2	4/10	344	55	6.3	105	20	5.3	239	4-17	256	18	31	2	5-46.4	2-15	1-1	17	2	0	2	0	0	2/2	0/0	1/1	22:57	
4	9/28	at S.D.	[L]	21	7	12	2	9/14	319	65	4.9	85	25	3.4	234	3-19	253	37	29	2	2-56.0	3-32	1-1	14	2	1	1	0	0	2/2	0/0	0/0	30:34	
5	10/5	vs. PIT	[L]	12	4	8	0	3/12	243	68	4.7	56	15	3.7	187	1-4	191	36	22	2	5-45.0	4-34	3-0	9	0	0	0	0	0	0/0	0/0	3/3	24:43	
6	10/12	at TEN	[L]	27	8	17	2	8/15	379	75	5.1	82	23	3.6	297	6-39	336	46	32	1	6-47.7	6-35	1-1	14	2	1	1	0	0	2/2	0.0	0/0	31:07	
7	10/19	vs. CLE	[W]	20	10	8	2	5/16	336	68	4.9	185	35	5.3	151	2-8	159	31	17	3	8-43.1	3-25	0-0	24	3	2	1	0	0	3/3	0/0	1/1	31:33	
8	10/26	vs. MIA	[L]	19	6	11	2	6/15	377	68	5.5	176	30	5.9	201	4-20	221	34	18	2	4-46.8	6-37	1-1	13	1	0	1	0	0	1/1	0/0	2/3	32:23	
9	11/2	at CIN	[L]	19	4	14	1	4/12	365	60	6.1	132	25	5.3	233	2-14	247	33	22	1	7-35.7	3-35	0-0	23	3	1	2	0	0	2/2	0/1	1/1	27:16	
10	11/9	vs. DAL	[L]	20	5	11	4	4/14	333	65	5.1	71	24	3	262	4-28	290	37	22	1	6-47.2	2-14	3-2	17	2	2	0	0	1	2/2	1/1	0/0	28:28	
12	11/23	at IND	[L]	11	6	5	0	3/12	194	54	3.6	80	23	3.5	114	4-32	146	27	15	1	7-49.4	6-43	2-1	3	0	0	0	0	0	0/0	0/0	1/1	25:55	
13	11/30	vs. NYG	[W]	18	6	10	2	3/12	258	64	4	118	22	5.4	140	7-54	194	35	21	0	7-52.4	7-49	0-0	25	3	0	1	2	0	1/1	0/2	2/2	25:21	
14	12/7	vs. HOU	[L]	17	4	10	3	5/15	262	66	4	74	22	3.4	188	4-17	188	40	20	1	4-48.3	6-40	0-0	13	1	0	1	0	0	1/1	0/0	2/2	27:31	
15	12/14	at BAL	[L]	13	4	9	0	5/18	248	69	3.6	82	23	3.6	166	8-63	229	38	22	1	6-44.5	5-60	0-0	12	0	0	0	0	0	0/0	0/0	4/5	31:42	
16	12/18	vs. TEN	[W]	17	7	7	3	5/13	288	56	5.1	177	25	7.1	111	4-13	124	27	14	0	7-45.9	3-25	1-0	21	3	2	1	0	0	3/3	0/0	0/0	25:08	
17	12/28	at HOU	[L]	13	5	4	4	0/11	233	53	4.4	121	14	8.6	112	5-28	140	34	15	0	6-49.3	4-25	1-0	17	2	0	1	1	0	2/2	0/0	1/2	20:12	
TOTALS:				271	86	154	31	69/216	4,634	988	4.7	1,633	360	4.5	3,001	71/450	3,451	557	325	18	96-46.5	73-573	15-8	249	27	9	15	3	1	23/23	1/4	20/26	27-11	

JACKSONVILLE JAGUARS 2014 DEFENSE GAME-BY-GAME

Wk.	Date	Opp	FIRST DOWNS			3 RD	TOT. OFFENSE			RUSHING			PASSING			PUNTS		FUM.	Tot. Tot.			T.O.P.											
			Tot	Run	Pass		Pen	Yards	Plays	Avg.	Yards	Att.	Avg.	Net	Sacks	Gross	Att./		Cmp./	Int.	Avg.		Yards	Lost	Pts.	TD	Rn	Ps	Rt	Sfty	PAT	2PT	FGs
1	9/7	at PHI	[L]	24	7	14	3	8/19	420	82	5.1	145	32	4.5	275	5-47	322	45	27	1	6-38.3	6-50	3-2	34	4	1	2	1	0	4/4	0/0	2/2	30:46
2	9/14	at WAS	[L]	32	12	16	4	6/14	449	81	5.5	191	42	4.5	258	3-30	288	36	24	0	4-49.8	11-98	0-0	41	5	3	2	0	0	5/5	0/0	2/2	39:01
3	9/21	vs. IND	[L]	27	5	22	0	8/14	529	74	7.1	144	29	5	385	2-5	390	43	33	0	5-46.4	8-46	0-0	44	5	0	4	1	0	5/5	0/0	3/3	37:03
4	9/28	at S.D.	[L]	19	2	16	1	9/16	407	61	6.7	42	20	2.1	365	2-12	377	39	29	0	3-42.0	7-57	1-0	33	3	0	3	0	0	3/3	0/0	4/4	29:26
5	10/5	vs. PIT	[L]	20	5	15	0	8/16	372	68	5.5	111	28	4	261	4-12	273	36	26	0	5-45.4	7-50	1-1	17	2	0	1	1	0	2/2	0/0	1/1	35:17
6	10/12	at TEN	[L]	14	3	9	2	3/11	290	55	5.3	70	24	2.9	220	3-13	233	28	17	0	5-49.8	5-48	1-0	16	1	1	0	0	0	1/1	0/0	3/3	28:53
7	10/19	vs. CLE	[W]	13	2	11	0	4/17	266	74	3.6	69	30	2.3	197	3-18	215	41	16	1	7-50.4	8-50	2-2	6	0	0	0	0	0	0/0	0/0	2/2	28:27
8	10/26	vs. MIA	[L]	17	7	8	2	5/12	326	56	5.8	148	24	6.2	178	3-18	196	29	16	1	5-51.0	7-52	0-0	27	3	0	1	2	0	3/3	0/0	2/2	27:37
9	11/2	at CIN	[L]	23	11	12	0	6/13	423	67	6.3	191	34	5.6	232	2-1	233	31	19	2	5-50.4	6-40	1-0	33	4	2	2	0	1	4/4	0/0	1/1	32:44
10	11/9	vs. DAL	[L]	16	6	10	0	4/13	399	59	6.8	151	30	5.0	248	1-6	254	28	21	0	5-46.8	9-65	1-1	31	4	1	3	0	0	4/4	0/0	1/2	31:32
12	11/23	at IND	[L]	24	12	9	3	9/17	389	72	5.4	175	35	5.0	214	5-39	253	32	21	0	3-48.7	6-54	6-3	23	2	1	1	0	0	2/2	0/0	3/3	34:05
13	11/30	vs. NYG	[W]	22	8	14	0	7/15	329	73	4.5	116	35	3.3	213	4-34	247	34	24	0	5-51.8	6-40	3-3	24	3	2	1	0	0	3/3	0/0	1/2	34:39
14	12/7	vs. HOU	[L]	19	9	7	3	3/14	304	63	4.8	173	42	4.1	131	2-4	135	19	13	0	5-47.6	7-64	1-0	27	3	3	0	0	0	3/3	0/0	2/2	32:29
15	12/14	at BAL	[L]	17	3	11	3	4/12	314	56	5.6	93	26	3.6	221	0-0	221	30	20	0	4-50.8	9-70	1-1	20	2	0	1	1	0	2-2	0/0	2/4	28:18
16	12/18	vs. TEN	[W]	19	6	13	0	7/15	357	67	5.3	95	28	3.4	262	4-25	287	35	24	0	5-40.6	7-47	0-0	13	1	0	1	0	0	1/1	0/0	2/2	34:52
17	12/28	at HOU	[L]	24	9	13	2	10/18	358	77	4.6	123	39	3.2	235	3-15	250	35	25	1	6-46.3	6-55	1-1	23	3	1	2	0	1	3/3	0/0	0/0	39:48
TOTALS:				330	107	200	23	101/236	5,932	1,085	5.5	2,033	499	4.1	3,899	45/275	4,174	541	355	6	75-47.5	115/886	22-14	412	45	15	24	6	2	45/45	0/0	31/33	32-49

JACKSONVILLE JAGUARS 2012 OFFENSE GAME-BY-GAME

Wk.	Date	Opp	FIRST DOWNS			TOT. OFFENSE			RUSHING			PASSING			PUNTS			PEN.			FUM.			Tot.							
			Run	Pass	Pen	Yards	Plays	Avg.	Yards	Att.	Avg.	Net	Sacks	Gross	Att./Cmp./Int.	Avg.	Yards	Loss	TD	Rn	Ps	Rt	Sfty		PAT	2PT	FGs	T.O.P.			
1	9/9	at MIN	22	7	12	3	9/18	355	75	4.7	113	34	3.3	242	2-18	260	39/23/0	4-53.5	4-25	3-1	23	2	0	2	0	0	0/1	1/1	3/3	37:49	
2	9/16	vs. HOU	9	3	4	2	0/9	117	38	3.1	65	14	4.6	52	3-24	76	21/9/0	9-51.3	8-71	1-1	7	1	0	1	0	0	1/1	-	0/0	16:43	
3	9/23	at IND	15	10	3	2	4/13	333	54	6.2	185	32	5.8	148	1-7	155	21/10/0	6-53.5	6-67	2-0	22	2	1	1	0	0	1/1	0/1	3/3	27:36	
4	9/30	vs. CIN	17	5	11	1	2/11	212	58	3.7	69	18	3.8	143	6-43	186	34/23/1	6-49.2	3-37	1-1	10	1	0	1	0	0	1/1	-	1/1	28:41	
5	10/7	vs. CHI	10	3	5	2	5/13	189	53	3.6	60	17	3.5	129	3-13	142	33/17/2	6-48.5	6-49	1-1	3	0	0	0	0	0	0/0	-	1/1	24:00	
7	10/21	at OAK	10	3	6	1	1/15	209	61	3.4	54	26	2.1	155	3-26	181	32/17/0	9-42.1	6-92	1-1	23	2	1	1	0	0	2/2	-	3/3	30:05	
8	10/28	at GB	18	1	14	3	5/16	341	71	4.8	62	20	3.1	279	2-24	303	49/27/0	6-33.8	7-77	3-1	15	1	0	1	0	0	0/0	0/1	3/3	30:48	
9	11/4	vs. DET	19	6	11	2	6/11	279	59	4.7	64	20	3.2	215	1-5	220	38/27/2	4-50.5	3-40	0-0	14	2	0	2	0	0	0/0	1/2	0/0	24:30	
10	11/8	vs. IND	20	2	14	4	1/10	337	63	5.3	37	12	3.1	300	4-30	330	47/28/2	5-47.2	10-115	1-1	10	1	0	1	0	0	1/1	-	1/2	24:14	
11	11/18	at HOU	17	4	12	1	4/14	458	66	6.9	86	29	3.0	372	2-6	378	35/18/0	5-48.4	6-54	1-1	37	4	0	4	0	0	4/4	-	3/3	31:19	
12	11/25	vs. TEN	19	8	9	2	7/14	321	60	5.4	100	27	3.7	221	7-40	261	26/17/1	5-47.0	5-30	0-0	24	3	1	2	0	0	3/3	-	1/1	29:23	
13	12/2	at BUF	21	4	10	7	1/10	236	63	3.7	50	18	2.8	186	3-6	202	42/19/1	5-41.6	8-74	3-1	18	2	1	1	0	0	1/1	1/1	1/1	24:51	
14	12/9	vs. NYJ	16	5	10	1	2/16	291	70	4.2	123	24	5.1	168	3-17	185	43/21/2	8-45.4	7-54	0-0	10	1	1	0	0	0	1/1	-	1/2	29:29	
15	12/16	at MIA	13	3	9	1	6/15	299	57	5.2	86	21	4.1	213	2-8	221	34/18/0	5-47.4	10-88	2-0	3	0	0	0	0	0	0/0	-	1/1	24:22	
16	12/23	vs. NE	22	7	13	2	4/15	436	75	5.8	93	23	4.0	343	1-5	348	51/29/3	4-56.3	5-47	0-0	16	1	0	1	0	0	1/1	-	3/4	32:35	
17	12/30	at TEN	21	5	14	2	7/16	375	71	5.3	122	23	5.3	253	7-45	298	41/25/3	5-46.4	7-35	1-0	20	3	0	2	1	0	2/2	0/1	0/0	32:21	
TOTALS			2-14	269	76	157	36	64/216	4,788	994	4.8	1,369	358	3.8	3,419	50-327	3,746	586/328/17	92-47.3	101-955	20-9	255	26	5	20	1	0	18/19	3/7	25/28	27:29

JACKSONVILLE JAGUARS 2012 DEFENSE GAME-BY-GAME

Wk.	Date	Opp	FIRST DOWNS			TOT. OFFENSE			RUSHING			PASSING			PUNTS			PEN.			FUM.			Tot.							
			Run	Pass	Pen	Yards	Plays	Avg.	Yards	Att.	Avg.	Net	Sacks	Gross	Att./Cmp./Int.	Avg.	Yards	Loss	TD	Rn	Ps	Rt	Sfty		PAT	2PT	FGs	T.O.P.			
1	9/9	at MIN	20	6	14	0	2/10	389	58	6.7	123	29	4.2	266	2-4	270	27/20/0	5-48.5	5-47	1-1	26	2	2	0	0	0	2/2	-	4/4	27:45	
2	9/16	vs. HOU	28	16	11	1	8/17	411	83	5.0	216	48	4.5	195	0-0	195	35/26/0	6-49.8	10-64	1-0	27	3	3	0	0	0	3/3	-	2/2	43:17	
3	9/23	at IND	23	6	15	2	10/19	437	75	5.8	124	29	4.3	313	0-0	313	46/22/1	6-46.7	11-106	0-0	17	2	0	2	0	0	2/2	-	1/2	32:24	
4	9/30	vs. CIN	20	6	12	2	2/11	382	65	5.9	138	34	4.1	244	0-0	244	31/20/1	3-47.7	6-50	2-1	27	3	1	2	0	0	3/3	-	2/2	31:19	
5	10/7	vs. CHI	26	9	16	1	10/17	501	73	6.9	214	33	6.5	287	1-5	292	39/23/1	3-40.7	12-80	0-0	41	5	1	2	2	0	5/5	-	2/2	36:00	
7	10/21	at OAK	20	8	9	3	6/17	351	74	4.7	69	26	2.7	282	2-16	298	46/26/1	6-44.0	9-58	4-2	26	2	1	1	0	0	2/2	-	4/5	32:01	
8	10/28	at GB	20	5	9	6	5/13	238	64	3.7	66	26	2.5	172	2-14	186	36/22/0	5-45.0	5-33	1-1	24	3	0	2	1	0	3/3	-	1/2	29:12	
9	11/4	vs. DET	26	8	16	2	8/12	434	68	6.4	149	34	4.4	285	1-0	285	33/22/0	2-49.5	5-42	0-0	31	4	4	0	0	0	4/4	-	1/2	35:30	
10	11/8	vs. IND	24	11	10	3	3/11	359	65	5.5	138	37	3.7	221	2-6	227	26/18/1	3-45.0	6-40	1-1	27	3	2	0	1	0	3/3	-	2/2	35:46	
11	11/18	at HOU	39	10	26	3	4/11	653	92	7.1	149	35	4.3	504	2-23	527	55/43/2	3-37.0	2-20	2-1	43	5	0	5	0	0	4/4	-	3/5	41:40	
12	11/25	vs. TEN	20	3	15	2	6/15	360	70	5.1	110	29	3.8	250	1-11	261	40/23/2	4-50.3	6-42	1-0	19	1	0	1	0	0	1/1	-	4/5	30:37	
13	12/2	at BUF	17	11	4	2	4/13	270	62	4.4	166	42	4.0	104	0-0	112	17/9/1	4-44.5	9-100	1-1	34	4	2	2	0	0	4/4	-	2/2	35:09	
14	12/9	vs. NYJ	17	11	4	2	4/13	270	62	4.4	166	42	4.0	104	1-7	111	19/12/0	7-46.6	1-15	2-2	17	2	2	0	0	0	2/2	-	1/1	30:31	
15	12/16	at MIA	26	8	13	5	6/11	389	66	5.9	180	36	5.0	209	1-11	220	29/22/0	1-63.0	5-41	1-1	24	2	0	2	0	0	1/1	1/1	3/3	35:38	
16	12/23	vs. NE	23	6	15	2	4/12	349	71	4.9	103	27	3.8	246	3-21	267	41/24/2	5-47.8	4-39	0-0	23	2	0	2	0	0	2/2	-	3/3	27:25	
17	12/30	at TEN	12	6	4	2	6/14	221	51	4.3	79	34	2.3	142	2-10	152	15/9/0	5-40.8	5-43	0-0	38	5	1	0	4	0	5/5	-	1/1	27:39	
TOTALS			2-14	364	133	194	37	89/215	6,088	1,100	5.5	2,256	545	4.1	3,832	20-128	3,960	535/341/12	68-46.0	101-820	17-11	444	48	19	21	8	0	46/46	1/1	36/43	32:31

JACKSONVILLE JAGUARS 2011 OFFENSE GAME-BY-GAME

Wk.	Date	Opp	FIRST DOWNS			3 RD	TOT. OFFENSE			RUSHING			PASSING			PUNTS			PEN.			FUM. Tot. Tot.											
			Tot	Run	Pass		Pen	Down	Yards	Plays	Avg.	Yards	Att.	Avg.	Sacks	Net	Gross	Att./	Cmp./	Int.	Avg.	Yards	Lost	Pts.	TD	Rn	Ps	Rt	Sfty	PAT	2PT	Fgs	T.O.P.
1	9/11	vs. TEN	[W]	20	10	9	1	9/18	323	73	4.4	163	47	3.5	160	2-15	175	24/	17/	0	5-43.6	5-39	2-1	16	1	1	0	0	0	1/1	-	3/3	39:38
2	9/18	at NYJ	[L]	11	5	6	0	3/12	203	54	3.8	112	27	4.1	91	2-20	111	25/	11/	4	5-40.6	4-50	0-0	3	0	0	0	0	0	0/0	-	1/1	26:37
3	9/25	at CAR	[L]	13	7	4	2	3/14	257	57	4.5	128	34	3.8	129	2-10	139	21/	12/	1	6-39	8-60	5-0	10	1	0	1	0	0	1/1	-	1/1	30:26
4	10/2	vs. NO	[L]	15	4	7	4	4/15	274	62	4.4	104	17	6.1	170	3-26	196	42/	16/	1	4-38.3	2-15	1-0	10	1	0	1	0	0	1/1	-	1/1	22:55
5	10/9	vs. CIN	[L]	12	5	7	0	6/16	296	58	5.1	96	27	3.6	200	3-21	221	28/	15/	0	7-37.7	2-15	4-2	20	2	1	1	0	0	2/2	-	2/2	27:27
6	10/16	at PITT	[L]	16	6	7	3	4/15	209	61	3.4	133	30	4.4	76	5-33	109	26/	12/	0	7-42.3	4-22	0-0	13	1	0	1	0	0	1/1	-	2/2	28:47
7	10/24	vs. BAL	[W]	13	6	5	2	2/16	205	66	3.1	132	42	3.1	73	4-20	93	20/	9/	0	7-40.9	6-90	4-1	12	0	0	0	0	0	0/0	-	4/4	36:15
8	10/30	at HOU	[L]	13	5	8	0	5/14	174	58	3.0	84	25	3.4	90	1-7	97	32/	10/	2	8-46.8	5-39	1-0	14	2	1	1	0	0	2/2	-	0/0	24:41
9	11/13	at IND	[W]	18	9	8	1	6/15	251	64	3.9	141	41	3.4	110	2-8	118	21/	14/	1	6-38.7	5-55	0-0	17	2	1	1	0	0	2/2	-	1/2	35:21
10	11/20	at CLE	[L]	23	10	9	4	7/15	303	71	4.3	108	29	3.7	195	1-15	210	41/	22/	0	5-40.6	9-81	1-0	10	1	1	0	0	0	1/1	-	1/1	30:53
11	11/27	vs. HOU	[L]	14	4	7	3	5/19	255	71	3.6	105	24	4.4	150	7-48	198	40/	20/	1	9-42.2	4-30	1-0	13	1	0	0	1	0	1/1	-	2/3	31:39
12	12/5	vs. SD	[L]	17	6	11	0	9/16	306	66	4.6	129	31	4.2	177	2-18	195	33/	19/	1	5-43.4	3-26	2-0	14	2	0	2	0	0	2/2	-	0/0	31:43
13	12/11	vs. TB	[W]	21	7	10	4	5/15	325	67	4.9	116	33	3.5	209	1-8	217	33/	19/	2	7-41.4	8-80	2-0	41	6	2	2	2	0	5/5	0/1	0/0	32:49
14	12/11	vs. TB	[L]	12	4	8	0	3/10	207	46	4.5	116	19	6.1	91	5-50	141	22/	12/	1	7-43.4	5-40	3-3	14	2	0	1	1	0	2/2	-	0/0	21:29
15	12/15	at ATL	[L]	12	4	8	0	3/10	207	46	4.5	116	19	6.1	91	5-50	141	22/	12/	1	7-43.4	5-40	3-3	14	2	0	1	1	0	2/2	-	0/0	21:29
16	12/24	at TEN	[L]	18	6	12	0	5/18	300	71	4.2	113	28	4.0	187	1-11	198	42/	21/	1	9-45.1	6-28	0-0	17	2	2	0	0	0	2/2	-	1/1	29:01
17	1/1	vs. IND	[W]	15	9	4	2	5/13	261	57	4.6	190	35	5.4	71	3-21	92	19/	11/	0	2-43.5	1-10	1-1	19	1	0	1	0	0	1/1	-	4/4	30:48
Totals			5-11	251	103	122	26	81/241	4,149	1,002	4.1	1,970	489	4.0	2,179	44-331	2,510	469/	240/	15	99-41.9	77-680	27-8	283	25	9	12	4	0	24/24	0/1	23/25	30:02

JACKSONVILLE JAGUARS 2011 DEFENSE GAME-BY-GAME

Wk.	Date	Opp	FIRST DOWNS			3 RD	TOT. OFFENSE			RUSHING			PASSING			PUNTS			PEN.			FUM. Tot. Tot.											
			Tot	Run	Pass		Pen	Down	Yards	Plays	Avg.	Yards	Att.	Avg.	Sacks	Net	Gross	Att./	Cmp./	Int.	Avg.	Yards	Lost	Pts.	TD	Rn	Ps	Rt	Sfty	PAT	2PT	Fgs	T.O.P.
1	9/11	vs. TEN	[W]	13	1	11	1	4/11	292	49	6.0	43	13	3.3	249	2-14	263	34/	21/	1	7-41.6	7-60	1-0	14	2	0	2	0	0	2/2	-	0/1	20:22
2	9/18	at NYJ	[L]	15	5	8	2	3/12	283	57	5.0	101	32	3.2	182	1-0	182	24/	17/	2	5-38.8	7-60	0-0	32	3	1	2	0	1	3/3	-	3/3	33:23
3	9/25	at CAR	[L]	16	5	10	1	6/16	265	62	4.3	107	28	3.8	158	0-0	158	34/	18/	0	8-38.4	8-69	0-0	16	1	0	1	0	1	0/0	1/1	2/2	29:34
4	10/2	vs. NO	[L]	30	9	20	1	7/14	503	81	6.2	177	34	5.2	326	3-25	351	44/	31/	2	1-58.0	6-50	0-0	23	2	1	1	0	0	2/2	-	3/5	37:05
5	10/9	vs. CIN	[L]	13	2	11	0	8/19	239	66	3.6	77	31	2.5	162	2-17	179	33/	21/	1	7-47.7	4-33	1-0	30	4	1	2	1	0	3/4	-	1/1	32:33
6	10/16	at PITT	[L]	15	6	8	1	7/15	370	58	6.4	185	32	5.8	185	3-15	200	23/	12/	0	6-42.7	8-65	1-0	17	2	1	1	0	0	2/2	-	1/2	31:13
7	10/24	vs. BAL	[W]	11	1	8	2	2/12	146	53	2.8	34	12	2.8	112	3-25	137	38/	21/	1	9-52.2	10-85	2-1	7	1	0	1	0	0	1/1	-	0/1	23:45
8	10/30	at HOU	[L]	20	6	14	0	10/17	358	71	5.0	156	39	4.0	202	2-23	225	30/	16/	0	6-45.3	7-60	2-2	24	3	2	1	0	0	3/3	-	1/2	35:19
9	11/13	at IND	[W]	13	2	8	3	4/15	212	57	3.7	84	23	3.7	128	5-33	161	29/	20/	2	6-41.0	6-40	2-1	3	0	0	0	0	0	0/0	-	1/1	24:39
10	11/20	at CLE	[L]	20	6	10	4	4/10	334	54	6.2	148	28	5.3	186	2-13	199	24/	17/	1	3-36.0	9-70	0-0	14	2	1	1	0	0	2/2	-	0/1	29:07
11	11/27	vs. HOU	[L]	9	5	4	0	2/15	215	59	3.6	88	31	2.8	127	0-0	127	28/	18/	0	10-43.6	7-80	3-1	20	2	1	1	0	0	2/2	-	2/2	28:21
12	12/5	vs. SD	[L]	19	7	12	0	4/10	433	54	8.0	139	26	5.3	294	0-0	294	28/	22/	0	4-44.8	6-55	0-0	38	5	2	3	0	0	5/5	-	1/1	28:17
13	12/11	vs. TB	[W]	15	7	7	1	3/11	280	59	4.7	110	24	4.6	170	3-14	184	32/	17/	3	5-37.8	12-97	6-4	14	2	2	0	0	0	2/2	-	0/0	27:11
14	12/15	at ATL	[L]	20	6	13	1	6/15	373	68	5.5	97	35	2.8	276	1-4	280	32/	24/	0	5-40.8	4-31	0-0	41	5	1	3	1	0	5/5	-	2/2	38:31
15	12/24	at TEN	[L]	20	3	14	3	3/12	407	66	6.2	65	25	2.6	342	1-8	350	40/	24/	2	4-43.0	0-0	1-1	23	2	1	1	0	0	2/2	-	3/3	30:59
16	1/1	vs. IND	[W]	19	2	17	0	6/14	298	65	4.6	56	22	2.5	242	3-22	264	40/	27/	2	3-45.3	4-40	2-1	13	1	0	1	0	0	1/1	-	2/2	29:12
Totals			5-11	268	73	175	20	79/218	5,008	979	5.1	1,667	435	3.8	3,341	31-213	3,554	513/	326/	17	89-43.3	105-895	21-11	329	37	14	21	2	2	35/36	1/1	22/29	29:58

JACKSONVILLE JAGUARS 2010 OFFENSE GAME-BY-GAME

Wk.	Date	Opp	FIRST DOWNS			3 RD			TOT. OFFENSE			RUSHING			PASSING			PUNTS			PEN.			FUM. Tot. Tot.									
			Tot	Run	Pass	Pen	Down	Yards	Plays	Avg.	Yards	Att.	Avg.	Net	Sacks	Gross	Att./	Cmp./	Int.	Avg.	Yards	Lost	Pts.	TD	Rn	Ps	Rt	Sfty	PAT	2PT	Fgs	T.O.P.	
1	9/12	vs. DEN	[W]	18	9	6	3	3-10	299	56	5.3	134	34	3.9	165	1-5	170	21/	16/	0	4-41.3	5-47	0-0	24	3	0	3	0	0	3/3	-	1/1	29:30
2	9/19	at SD	[L]	20	6	14	0	6-12	350	68	5.1	71	24	3.0	279	2-14	293	42/	26/	4	0-0.0	5-33	2-2	13	1	0	1	0	0	1/1	-	2/2	30:24
3	9/26	vs. PHI	[L]	16	9	6	1	5-17	191	69	2.8	139	32	4.3	52	7-53	105	30/	13/	1	8-48.0	4-67	1-0	3	0	0	0	0	0/0	-	1/1	32:53	
4	10/3	vs. IND	[W]	20	10	9	1	9-13	337	57	5.9	174	35	5.0	163	0-0	163	22/	17/	0	4-42.5	7-45	0-0	31	4	2	2	0	0	4/4	-	1/1	29:46
5	10/10	at BUF	[W]	21	10	11	0	4-11	381	62	6.1	216	40	5.4	165	2-13	178	20/	16/	1	0-0.0	5-38	3-2	36	3	0	3	0	0	3/3	-	5/5	34:21
6	10/18	vs. TEN	[L]	17	7	8	2	3-13	249	63	4.0	76	25	3.0	173	2-16	189	36/	21/	3	3-37.3	7-55	1-1	3	0	0	0	0	0/0	-	1/1	27:15	
7	10/24	at KC	[L]	19	4	12	3	3-10	300	58	5.2	84	23	3.7	216	1-6	222	34/	18/	2	3-38.3	6-43	2-1	20	2	0	2	0	0	2/2	-	2/2	26:00
8	10/31	at DAL	[W]	20	6	14	0	6-12	387	58	6.7	149	34	4.4	238	3-22	260	21/	17/	0	5-48.4	6-36	1-1	35	5	1	4	0	0	5/5	-	0/0	32:35
10	11/14	vs. HOU	[W]	29	12	15	2	4-11	491	69	7.1	165	36	4.6	326	2-16	342	31/	24/	0	3-43.7	8-62	1-0	31	4	2	2	0	0	4/4	-	1/3	35:23
11	11/21	vs. CLE	[W]	24	11	11	2	4-11	371	67	5.5	145	28	5.2	226	4-28	254	35/	20/	4	2-33.5	2-10	2-2	24	3	1	2	0	0	3/3	-	1/1	31:28
12	11/28	at NYG	[L]	26	15	9	2	10-16	328	73	4.5	207	34	6.1	121	4-41	162	35/	20/	1	3-43.3	3-20	3-1	20	2	2	0	0	2/2	-	2/2	35:27	
13	12/5	at TEN	[W]	23	16	7	0	6-15	377	73	5.2	258	53	4.9	119	1-7	126	19/	14/	0	2-43.0	4-31	1-0	17	2	2	0	0	2/2	-	1/3	39:54	
14	12/12	vs. OAK	[W]	19	10	8	1	5-12	385	58	6.6	234	34	6.9	151	2-8	159	22/	11/	1	5-41.4	6-52	0-0	38	5	2	3	0	0	5/5	-	1/1	29:55
15	12/19	at IND	[L]	20	4	14	2	5-13	356	61	5.8	67	22	3.0	289	1-5	294	38/	24/	1	4-48.0	6-55	3-1	24	3	0	2	1	0	3/3	-	1/1	30:22
16	12/26	vs. WAS	[L]	15	4	11	0	7-17	336	65	5.2	78	23	3.4	258	4-41	299	38/	22/	2	7-45.4	7-66	2-0	17	2	1	1	0	0	2/2	-	1/2	32:54
17	1/2	at HOU	[L]	23	15	6	2	1-10	322	62	5.2	198	35	5.7	124	2-16	140	25/	12/	1	4-44.3	2-15	1-1	17	2	1	1	0	0	2/2	-	1/2	30:48
Totals	8-8	330	148	161	21	81-203	5,460	1,019	5.4	2,395	512	4.7	3,065	38-291	3,356	469/	291/	21	57-43.8	83-675	23-12	353	41	14	26	1	0	41/41	-	22/28	31:43		

JACKSONVILLE JAGUARS 2010 DEFENSE GAME-BY-GAME

Wk.	Date	Opp	FIRST DOWNS			3 RD			TOT. OFFENSE			RUSHING			PASSING			PUNTS			PEN.			FUM. Tot. Tot.									
			Tot	Run	Pass	Pen	Down	Yards	Plays	Avg.	Yards	Att.	Avg.	Net	Sacks	Gross	Att./	Cmp./	Int.	Avg.	Yards	Lost	Pts.	TD	Rn	Ps	Rt	Sfty	PAT	2PT	Fgs	T.O.P.	
1	9/12	vs. DEN	[W]	21	6	14	1	3-10	363	61	6.0	89	25	3.6	274	3-21	295	33/	21/	1	4-43.0	7-70	1-1	17	2	1	1	0	0	2/2	-	1/1	30:30
2	9/19	at SD	[L]	25	7	17	1	4-8	477	60	8.0	151	30	5.0	326	1-8	334	29/	22/	2	2-17.0	4-25	1-1	38	5	2	3	0	0	5/5	-	1/1	29:36
3	9/26	vs. PHI	[L]	15	4	10	1	5-13	373	55	6.8	106	21	5.0	267	3-24	291	31/	17/	0	7-45.1	7-84	0-0	28	4	1	3	0	0	4/4	-	0/0	27:07
4	10/3	vs. IND	[W]	28	5	23	0	7-10	406	66	6.2	58	19	3.1	348	1-4	352	46/	33/	1	2-55.0	3-35	2-1	28	4	2	2	0	0	4/4	-	0/0	30:14
5	10/10	at BUF	[W]	17	5	10	2	3-11	306	54	5.7	110	21	5.2	196	3-24	220	30/	20/	0	4-48.5	5-35	2-0	26	3	0	3	0	0	2/2	0/1	2/2	25:39
6	10/18	vs. TEN	[L]	20	8	10	2	8-14	324	60	5.4	153	39	3.9	171	0-0	171	21/	14/	0	2-49.0	8-57	1-0	30	3	1	2	0	0	3/3	-	3/3	32:45
7	10/24	at KC	[L]	25	13	10	2	6-11	426	61	7.0	236	42	5.6	190	1-3	193	18/	13/	0	3-45.3	7-92	0-0	42	6	3	2	1	0	6/6	-	0/0	34:00
8	10/31	at DAL	[W]	25	5	16	4	6-13	415	73	5.7	50	22	2.3	365	2-14	379	49/	34/	4	3-44.7	3-20	1-0	17	2	1	1	0	0	2/2	-	1/1	27:25
9	11/14	vs. HOU	[W]	20	6	13	1	4-10	395	53	7.5	81	21	3.9	314	0-0	314	32/	22/	0	4-37.5	8-49	2-1	24	3	1	2	0	0	3/3	-	1/1	24:37
10	11/21	vs. CLE	[W]	15	4	10	1	7-16	283	60	4.7	88	26	3.4	195	6-46	241	28/	17/	1	5-44.0	5-45	1-0	20	2	0	1	1	0	2/2	-	2/4	28:32
11	11/28	at NYG	[L]	17	6	11	0	3-10	361	50	7.2	135	26	5.2	226	0-0	226	24/	14/	0	3-49.7	4-25	0-0	24	2	0	2	0	0	2/2	1/1	3/3	24:33
12	12/5	at TEN	[W]	11	3	18	1	2-11	220	47	4.7	57	14	4.1	163	1-6	169	32/	14/	2	2-36.0	4-30	0-0	6	0	0	0	0	0/0	-	2/2	20:06	
13	12/12	vs. OAK	[W]	21	3	16	2	6-13	476	61	7.8	153	25	6.1	323	3-21	344	33/	22/	1	5-42.0	4-25	1-1	31	4	2	2	0	0	4/4	-	1/1	30:05
14	12/19	at IND	[L]	19	7	12	0	5-13	376	64	5.9	155	24	6.5	221	1-8	229	39/	29/	0	6-39.2	6-68	0-0	34	4	1	2	1	0	4/4	-	2/2	29:38
15	12/26	vs. WAS	[L]	15	5	8	2	4-15	251	64	3.9	79	24	3.3	172	1-10	182	39/	19/	1	9-40.9	5-40	0-0	20	2	1	1	0	0	2/2	-	2/2	29:53
16	1/2	at HOU	[L]	22	12	9	1	5-11	497	59	8.4	244	37	6.6	253	0-0	253	22/	18/	0	3-38.7	5-48	0-0	34	4	3	1	0	0	4/4	-	2/2	29:12
Totals	8-8	316	98	197	21	78-189	5,949	948	6.3	1,945	416	4.7	4,004	26-189	4,193	506/	329/	13	64-42.4	85-748	12-5	419	50	19	28	3	0	48/48	1/2	23/25	28:17		

JACKSONVILLE JAGUARS 2009 OFFENSE GAME-BY-GAME

Wk.	Date	Opp	FIRST DOWNS			3 RD			TOT. OFFENSE			RUSHING			PASSING			PUNTS			PEN.			FUM. Tot. Tot.									
			Tot	Run	Pass	Pen	DOWN	Yards	Plays	Avg.	Yards	Att.	Avg.	Net	Sacks	Gross	Att./	Cmp./	Int.	Avg.	Yards	Lost	Pts.	TD	Rn	Ps	Rt	Sfty	PAT	2PT	Fgs	T.O.P.	
1	9/13	at IND	[L]	12	7	4	1	6-15	228	55	4.1	114	26	4.4	114	1-8	122	28/	14/	0	5-37.8	3-24	0-0	12	1	1	0	0	0/0	0/1	2/3	26:04	
2	9/20	vs. ARI	[L]	18	4	13	1	6-16	367	67	5.5	92	20	4.6	275	4-7	282	43/	23/	1	4-45.3	8-50	4-2	17	2	0	2	0	2/2	-	1/2	28:39	
3	9/27	at HOU	[W]	24	11	10	3	5-11	399	62	6.4	185	32	5.8	214	0-0	214	30/	18/	0	3-35.3	5-40	1-1	31	4	4	0	0	4/4	-	1/1	30:52	
4	10/4	vs. TEN	[W]	27	10	15	2	6-13	442	69	6.4	137	30	4.6	305	2-18	323	37/	27/	0	3-37.0	4-30	1-1	37	4	1	3	0	4/4	-	3/4	34:07	
5	10/11	at SEA	[L]	10	2	8	0	2-13	199	52	3.8	38	15	2.5	161	5-29	190	32/	19/	0	8-46.4	9-73	2-2	0	0	0	0	0/0	-	0/0	25:16		
6	10/18	vs. STL	[W]	33	14	15	4	11-16	492	84	5.9	166	38	4.4	326	3-9	335	43/	30/	2	4-36.3	3-15	1-1	23	3	3	0	0	2/2	0/1	1/2	42:12	
8	11/1	at TEN	[L]	12	4	8	0	4-12	330	49	6.7	217	16	13.6	113	4-26	139	29/	14/	2	7-44.1	2-27	2-0	13	2	2	0	0	1/2	-	0/0	20:17	
9	11/8	vs. KC	[W]	21	11	10	0	9-16	426	69	6.2	173	41	4.2	253	1-11	264	27/	18/	0	4-44.3	5-31	1-1	24	3	2	1	0	3/3	-	1/2	36:13	
10	11/15	at NYJ	[W]	18	6	11	1	7-13	347	60	5.8	139	32	4.3	208	2-13	221	26/	16/	0	4-36.8	5-40	2-1	24	3	2	1	0	3/3	-	1/2	31:07	
11	11/22	vs. BUF	[W]	19	7	11	1	9-15	310	66	4.7	102	34	3.0	208	2-7	215	30/	21/	1	5-44.8	6-50	3-1	18	2	1	1	0	1/1	1/1	1/1	36:24	
12	11/29	at SF	[L]	18	4	14	0	3-12	357	61	5.9	96	19	5.1	261	6-46	307	36/	25/	0	4-43.3	6-60	2-2	3	0	0	0	0	0/0	-	1/3	29:16	
13	12/6	vs. HOU	[W]	19	7	11	1	8-16	323	68	4.8	107	36	3.0	216	4-22	238	28/	15/	0	3-49.3	4-45	2-1	23	2	0	2	0	1	2/2	-	3/3	30:07
14	12/13	vs. MIA	[L]	10	5	3	2	3-14	217	54	4.0	95	25	3.8	122	3-17	139	26/	11/	0	7-43.1	2-10	1-0	10	1	1	0	0	1/1	-	1/1	24:54	
15	12/17	vs. IND	[L]	25	9	16	0	10-16	345	76	4.5	139	34	4.1	206	2-17	223	40/	23/	1	3-44.7	4-22	1-0	31	4	1	3	0	4/4	-	1/2	35:26	
16	12/27	at NE	[L]	16	7	9	0	4-11	275	52	5.3	98	25	3.9	177	2-8	185	25/	19/	2	4-38.8	1-5	1-0	7	1	1	0	0	1/1	-	0/0	27:35	
17	1/3	at CLE	[L]	18	6	12	0	9-17	328	66	5.0	131	24	5.5	197	3-5	202	39/	22/	1	4-36.3	3-20	2-0	17	2	0	2	0	2/2	-	1/2	27:02	
Totals			8-8	300	114	170	16	102-226	5,385	1,010	5.3	2,029	447	4.5	3,356	44-243	3,599	519/	315/	10	72-41.9	70-542	26-13	290	34	19	15	0	1	30/31	1/3	18/28	30:08

JACKSONVILLE JAGUARS 2009 DEFENSE GAME-BY-GAME

Wk.	Date	Opp	FIRST DOWNS			3 RD			TOT. OFFENSE			RUSHING			PASSING			PUNTS			PEN.			FUM. Tot. Tot.									
			Tot	Run	Pass	Pen	DOWN	Yards	Plays	Avg.	Yards	Att.	Avg.	Net	Sacks	Gross	Att./	Cmp./	Int.	Avg.	Yards	Lost	Pts.	TD	Rn	Ps	Rt	Sfty	PAT	2PT	Fgs	T.O.P.	
1	9/13	at IND	[L]	21	4	15	2	8-14	365	70	5.2	71	31	2.3	294	1-7	301	38/	28/	1	2-44.0	3-17	1-1	14	2	1	1	0	2/2	-	0/1	33:56	
2	9/20	vs. ARI	[L]	22	7	15	0	2-9	383	60	6.4	118	28	4.2	265	0-0	265	32/	27/	0	3-46.3	7-58	5-2	31	4	1	2	1	0	4/4	-	1/2	31:21
3	9/27	at HOU	[W]	23	5	17	1	4-10	397	59	6.7	111	22	5.0	286	2-14	300	35/	26/	1	4-42.8	5-60	1-1	24	3	0	3	0	3/3	-	1/1	29:08	
4	10/4	vs. TEN	[W]	19	5	13	1	8-16	379	67	5.7	95	19	5.0	284	0-0	284	48/	29/	2	5-42.2	6-68	1-1	17	2	1	1	0	0/0	1/2	1/1	25:53	
5	10/11	at SEA	[L]	24	8	13	3	6-14	379	71	5.3	143	40	3.6	236	1-5	241	30/	18/	0	3-44.3	1-10	2-0	41	5	0	4	1	0	5/5	-	2/2	34:44
6	10/18	vs. STL	[W]	13	1	11	1	4-12	262	53	4.9	55	18	3.1	207	1-6	213	34/	22/	1	6-41.2	6-52	0-0	20	2	0	1	0	2/2	-	2/2	24:48	
8	11/1	at TEN	[L]	20	12	8	0	8-15	430	67	6.4	305	49	6.2	125	0-0	125	18/	15/	0	4-48.3	4-20	0-0	30	3	2	1	0	3/3	-	3/3	39:43	
9	11/8	vs. KC	[W]	14	3	10	1	4-13	301	56	5.4	60	14	4.3	241	3-21	262	39/	23/	0	7-46.6	1-10	1-0	21	2	0	2	0	1/1	1/1	2/3	23:47	
10	11/15	at NYJ	[W]	19	7	10	2	7-13	322	60	5.4	110	29	3.8	212	0-0	212	31/	16/	2	2-50.5	4-26	1-1	22	2	1	1	0	1/1	0/1	3/3	28:53	
11	11/22	vs. BUF	[W]	14	1	12	1	3-11	343	51	6.7	53	18	2.9	290	2-7	297	31/	18/	2	4-50.5	6-43	2-1	15	1	0	1	0	0/0	0/1	3/3	23:36	
12	11/29	at SF	[L]	15	5	9	1	8-16	284	61	4.7	52	20	2.6	232	0-0	232	41/	27/	0	5-50.2	1-5	0-0	20	2	0	2	0	2/2	-	2/2	30:44	
13	12/6	vs. HOU	[W]	19	7	10	2	5-15	305	61	5.0	72	22	3.3	233	2-7	240	37/	22/	3	5-45.0	6-37	1-0	18	2	1	1	0	1/1	0/1	1/1	29:53	
14	12/13	vs. MIA	[L]	22	8	14	0	8-15	354	71	5.0	146	40	3.7	208	2-12	220	29/	21/	1	5-43.8	4-27	5-2	14	2	2	0	0	2/2	-	0/1	35:06	
15	12/17	vs. IND	[L]	18	2	16	0	8-12	369	53	7.0	61	23	2.7	308	0-0	308	30/	23/	1	3-43.0	5-40	0-0	35	5	0	4	1	0	5/5	-	0/0	24:34
16	12/27	at NE	[L]	26	12	14	0	6-10	464	62	7.5	197	36	5.5	267	0-0	267	26/	23/	0	1-42.0	2-10	1-1	35	5	1	4	0	5/5	-	0/0	32:25	
17	1/3	at CLE	[L]	18	13	4	1	5-13	300	60	5.0	214	49	4.4	86	0-0	86	11/	7/	1	3-35.7	3-15	1-0	23	2	2	0	0	2/2	-	3/3	32:58	
Totals			8-8	307	100	191	16	94-209	5,637	982	5.7	1,863	458	4.1	3,774	14-79	3,853	510/	345/	15	62-44.9	64-498	22-10	380	44	12	28	4	1	38/38	2/6	24/28	29:52

JACKSONVILLE JAGUARS 2008 OFFENSE GAME-BY-GAME

Wk.	Date	Opp	FIRST DOWNS			3 RD			TOT. OFFENSE		RUSHING			PASSING			PUNTS		FUM.			Tot.											
			Tot	Run	Pass	Pen	DOWN	Yards	Plays	Avg.	Yards	Att.	Avg.	Net	Sacks	Gross	Att./	Cmp./	Int.	Avg.	Yards	Pen.	Lost	Pts.	TD	Rn	Ps	Rt	Sfty	PAT	2PT	FGs	T.O.P.
1	9/7	at TEN	[L]	13	1	11	1	5-14	189	59	3.2	33	17	1.9	156	7-59	215	35/	23/	2	6-37.0	6-50	1-1	10	1	0	1	0	0	1/1	-	1/2	31:20
2	9/14	vs. BUF	[L]	19	9	9	1	2-11	243	57	4.3	98	27	3.6	145	2-20	165	28/	17/	1	4-50.5	5-35	1-0	16	1	1	0	0	0	1/1	-	3/3	28:46
3	9/21	at IND	[W]	25	13	11	1	8-14	403	70	5.8	236	48	4.9	167	0-0	167	22/	16/	1	1-60.0	5-44	0-0	23	2	1	0	1	0	2/2	-	3/3	41:35
4	9/28	vs. HOU	[W]	21	7	14	0	6-12	375	58	6.5	139	25	5.6	236	1-0	236	32/	23/	0	2-46.5	2-27	0-0	30	3	2	1	0	0	3/3	-	3/3	31:15
5	10/5	vs. PIT	[L]	14	2	9	3	3-13	213	54	3.9	38	19	2.0	175	3-25	200	32/	18/	0	5-46.6	8-89	1-0	21	3	1	1	1	0	3/3	-	0/0	26:37
6	10/12	at DEN	[W]	26	9	15	2	5-12	416	70	5.9	155	34	4.6	261	2-15	276	34/	25/	0	4-40.0	6-45	3-2	24	3	2	1	0	0	3/3	-	1/1	33:35
8	10/26	vs. CLE	[L]	23	6	16	1	11-20	380	74	5.1	113	29	3.9	267	3-16	283	42/	25/	0	3-46.7	6-40	1-1	17	2	0	2	0	0	2/2	-	1/2	35:05
9	11/2	at CIN	[L]	18	6	12	0	5-13	282	62	4.5	68	21	3.2	214	3-15	229	38/	23/	1	6-45.0	12-86	1-0	19	2	1	0	1	0	1/1	0/1	2/2	29:41
10	11/9	at DET	[W]	24	11	12	1	5-10	384	61	6.3	157	33	4.8	227	1-11	238	25/	18/	0	2-38.5	5-33	0-0	38	5	3	2	0	0	5/5	-	1/1	30:59
11	11/16	vs. TEN	[L]	17	6	7	4	3-15	257	66	3.9	140	32	4.4	117	4-31	135	30/	13/	1	10-40.9	9-61	1-0	14	2	2	0	0	0	2/2	-	0/0	32:27
12	11/23	vs. MIN	[L]	17	2	13	2	6-14	321	63	5.1	35	14	2.5	286	4-31	317	45/	27/	2	3-41.0	8-81	5-3	12	1	0	1	0	1	1/1	-	1/3	29:31
13	12/1	at HOU	[L]	21	6	15	0	4-11	388	64	6.1	126	26	4.8	262	3-25	287	35/	25/	1	3-40.3	8-60	2-2	17	2	1	1	0	0	2/2	-	1/2	33:03
14	12/7	at CHI	[L]	14	6	8	0	5-17	278	69	4.0	119	28	4.3	159	3-19	178	38/	19/	1	7-40.1	4-21	2-0	10	1	0	1	0	0	1/1	-	1/1	32:03
15	12/14	vs. GB	[W]	18	8	8	2	6-12	323	54	6.0	94	19	4.9	229	2-9	238	33/	21/	0	4-49.5	6-58	1-0	20	3	1	2	0	0	2/2	0/1	0/1	27:57
16	12/18	vs. IND	[L]	28	9	17	2	7-13	409	71	5.8	105	27	3.9	304	3-25	329	41/	28/	1	3-43.0	7-60	1-0	24	3	2	1	0	0	3/3	-	1/1	31:53
17	12/28	at BAL	[L]	14	6	6	2	6-12	245	53	4.6	118	27	4.4	127	1-0	127	25/	14/	2	4-46.5	7-28	3-2	7	1	0	1	0	0	1/1	-	0/0	27:58
Totals			5-11	312	107	183	22	87-213	5,106	1,005	5.1	1,774	426	4.2	3,332	42-288	3,620	537/	335/	13	67-43.3	104-813	23-11	302	35	17	15	3	1	33/33	0/2	19/25	31:22

JACKSONVILLE JAGUARS 2008 DEFENSE GAME-BY-GAME

Wk.	Date	Opp	FIRST DOWNS			3 RD			TOT. OFFENSE		RUSHING			PASSING			PUNTS		FUM.			Tot.											
			Tot	Run	Pass	Pen	DOWN	Yards	Plays	Avg.	Yards	Att.	Avg.	Net	Sacks	Gross	Att./	Cmp./	Int.	Avg.	Yards	Pen.	Lost	Pts.	TD	Rn	Ps	Rt	Sfty	PAT	2PT	FGs	T.O.P.
1	9/7	at TEN	[L]	14	7	6	1	3-13	309	57	5.4	137	32	4.3	172	1-3	175	24/	14/	2	7-42.9	5-36	1-0	17	2	1	1	0	0	2/2	-	1/1	28:40
2	9/14	vs. BUF	[L]	18	6	11	1	6-11	285	54	5.3	75	26	2.9	210	3-29	239	25/	20/	0	3-47.7	4-40	1-1	20	2	1	1	0	0	2/2	-	2/2	31:14
3	9/21	at IND	[W]	19	9	7	3	5-9	325	49	6.6	114	19	6.0	211	1-5	216	29/	15/	2	3-45.0	6-37	0-0	21	3	2	1	0	0	3/3	-	0/0	18:25
4	9/28	vs. HOU	[W]	23	4	18	1	9-13	386	63	6.1	79	23	3.4	307	0-0	307	40/	29/	0	2-43.5	2-15	2-0	27	3	0	3	0	0	3/3	-	2/2	32:20
5	10/5	vs. PIT	[L]	28	6	18	4	7-15	415	70	5.9	129	26	5.0	286	3-23	309	41/	26/	1	4-49.8	10-129	0-0	26	3	0	3	0	0	2/2	0/1	2/2	33:23
6	10/12	at DEN	[W]	19	7	10	2	6-13	323	60	5.4	131	23	5.7	192	0-0	192	37/	21/	1	4-48.0	4-52	2-2	17	2	0	2	0	0	2/2	-	1/1	26:25
8	10/26	vs. CLE	[L]	15	6	9	0	3-12	327	52	6.3	91	24	3.8	236	1-10	246	27/	14/	0	5-41.4	1-15	1-0	23	2	1	1	0	0	2/2	-	3/3	24:55
9	11/2	at CIN	[L]	20	9	8	3	6-13	312	62	5.0	159	29	5.5	153	2-9	162	31/	21/	1	7-35.4	5-39	1-1	21	3	1	2	0	0	3/3	-	0/0	30:19
10	11/9	at DET	[W]	13	5	7	1	4-13	256	52	4.9	103	27	3.8	153	7-45	198	18/	11/	1	4-45.3	6-46	1-0	14	2	1	1	0	0	2/2	-	0/1	29:01
11	11/16	vs. TEN	[L]	13	4	8	1	1-12	344	57	6.0	114	33	3.5	230	1-0	230	23/	13/	1	8-43.0	10-63	0-0	24	3	0	3	0	0	3/3	-	1/1	27:33
12	11/23	vs. MIN	[L]	15	9	5	1	4-13	226	57	4.0	122	34	3.6	104	3-16	120	20/	12/	1	3-46.3	5-49	0-0	30	3	2	0	1	0	3/3	-	3/3	30:29
13	12/1	at HOU	[L]	18	8	8	2	1-8	326	51	6.4	126	26	4.8	200	0-0	200	25/	14/	1	3-36.0	5-30	1-0	30	3	2	1	0	0	3/3	-	3/3	26:57
14	12/7	at CHI	[L]	16	5	10	1	5-15	296	61	4.9	86	26	3.3	210	1-9	219	34/	20/	1	6-44.5	1-5	3-0	23	2	0	2	0	0	2/2	-	3/3	27:57
15	12/14	vs. GB	[W]	18	4	13	1	10-16	338	63	5.4	84	28	3.0	254	3-24	278	32/	20/	1	2-43.5	3-30	1-0	16	1	0	1	0	0	1/1	-	3/3	32:03
16	12/18	vs. IND	[L]	20	1	17	2	6-10	396	52	7.6	32	18	1.8	364	0-0	364	34/	29/	0	2-41.0	6-50	0-0	31	4	0	3	1	0	4/4	-	1/2	28:07
17	12/28	at BAL	[L]	20	8	11	1	5-14	431	62	7.0	127	34	3.7	304	3-18	322	25/	18/	0	4-38.3	7-55	1-0	27	3	3	0	0	0	3/3	-	2/3	32:02
Totals			5-11	289	98	166	25	82-200	5,295	922	5.7	1,709	428	4.0	3,586	29-191	3,777	465/	297/	13	67-43.0	80-691	15-4	367	41	14	25	2	0	40/40	0/1	27/30	28:38

JACKSONVILLE JAGUARS 2007 OFFENSE GAME-BY-GAME

Wk.	Date	Opp	FIRST DOWNS			TOT. OFFENSE			RUSHING			PASSING			PUNTS			FUM.			T.O.P.										
			Tot	Run	Pass	Pen	3 RD	Yards	Plays	Avg.	Yards	Att.	Avg.	Net	Sacks	Gross	Att./Cmp./Int.	Avg.	Yards	Lost		Pts.	TD	Rn	Ps	Rt	Sfty	PAT	2PT	FGs	
1	9/9	vs. TEN	[L]	13	5	6	2	5-12	272	50	5.4	197	75	17	4.4	197	3-7	204	30/17/0	5-42.2	4-45	1-1	10	1	0	0	1/1	-	1/1	23:05	
2	9/16	vs. ATL	[W]	17	5	12	0	5-14	364	63	5.8	113	34	3.3	251	4-21	272	25/17/0	4-33.5	11-91	1-0	13	1	0	1	0	1/1	-	2/2	34:15	
3	9/23	at DEN	[W]	21	11	9	1	8-16	326	70	4.7	186	47	4.0	140	3-14	154	20/14/0	2-40.0	3-14	2-2	23	2	1	1	0	2/2	-	3/3	38:42	
5	10/7	at KC	[W]	20	7	12	1	8-15	357	66	5.4	156	35	4.5	201	4-17	218	27/20/0	4-45.0	5-30	0-0	17	2	1	1	0	2/2	-	1/2	36:43	
6	10/14	vs. HOU	[W]	25	9	13	3	5-10	457	61	7.5	244	26	9.4	213	1-8	221	34/22/0	0-0.0	3-28	3-3	37	5	2	2	1	0	4/5	-	1/2	29:20
7	10/22	vs. IND	[L]	18	9	8	1	5-13	226	66	3.4	117	27	4.3	109	3-19	128	36/17/2	1-47.0	2-20	2-1	7	1	1	0	0	1/1	-	0/0	25:53	
8	10/28	at TB	[W]	12	6	6	0	4-16	219	62	3.5	133	44	3.0	86	2-14	100	16/7/0	8-45.5	5-45	1-0	24	3	1	1	1	0	3/3	-	1/1	32:05
9	11/4	at NO	[L]	18	4	13	1	6-13	432	58	7.4	88	23	3.8	344	2-10	354	33/20/3	5-38.6	4-38	0-0	24	3	0	2	1	0	3/3	-	1/1	26:06
10	11/11	at TEN	[W]	19	10	7	2	6-16	262	68	3.9	166	44	3.8	96	1-5	101	23/13/0	5-43.0	4-35	1-1	28	4	3	1	0	4/4	-	0/0	34:23	
11	11/18	vs. SD	[W]	18	8	9	1	5-14	311	61	5.1	122	37	3.3	189	0-0	189	24/15/0	5-40.6	5-42	0-0	24	3	1	2	0	0	3/3	-	1/1	32:57
12	11/25	vs. BUF	[W]	21	6	14	1	9-16	416	64	6.5	124	26	4.8	292	1-4	296	37/23/0	1-51.0	1-5	1-1	36	3	2	1	0	0	3/3	-	5/5	29:15
13	12/2	at IND	[L]	27	12	14	1	6-10	411	63	6.5	168	31	5.4	243	3-14	257	29/24/1	0-0.0	8-64	1-1	25	3	1	2	0	0	2/2	1/1	1/2	35:45
14	12/9	vs. CAR	[W]	24	8	14	2	9-17	427	75	5.7	178	38	4.7	249	0-0	249	37/21/0	1-26.0	6-40	2-1	37	4	1	2	1	0	4/4	-	3/3	38:58
15	12/16	at PIT	[W]	25	13	11	1	5-14	421	75	5.6	224	42	5.3	197	0-0	197	33/17/1	5-29.0	1-10	0-0	29	4	1	3	0	0	2/3	0/1	1/1	37:39
16	12/23	vs. OAK	[W]	26	9	13	4	7-11	437	56	7.8	201	28	7.2	236	2-17	253	26/16/1	4-50.3	6-42	2-1	49	7	3	4	0	0	7/7	-	0/0	27:12
17	12/30	at HOU	[L]	24	5	19	0	7-12	381	64	6.0	96	23	4.2	285	2-17	302	39/25/0	4-49.8	8-45	1-1	28	4	0	4	0	0	4/4	-	0/0	31:47
Totals			11-5	328	127	180	21	100-219	5,719	1,022	5.6	2,391	522	4.6	3,328	31-167	3,495	469/288/8	54-41.6	76-594	18-13	411	50	18	28	4	0	46/48	1/2	21/24	32:08
WC 1/5 at PIT			[W]	14	8	5	1	4-11	239	54	4.4	135	29	4.7	104	4-36	140	21/9/2	4-50.0	6-40	0-0	31	4	2	1	1	0	4/4	-	1/2	27:01
DIV 1/12 at NE			[L]	22	4	15	3	4-10	350	56	6.3	80	22	3.6	270	1-8	278	33/22/1	1-50.0	5-42	2-1	20	2	0	2	0	0	2/2	-	2/2	27:18

JACKSONVILLE JAGUARS 2007 DEFENSE GAME-BY-GAME

Wk.	Date	Opp	FIRST DOWNS			TOT. OFFENSE			RUSHING			PASSING			PUNTS			FUM.			T.O.P.										
			Tot	Run	Pass	Pen	3 RD	Yards	Plays	Avg.	Yards	Att.	Avg.	Net	Sacks	Gross	Att./Cmp./Int.	Avg.	Yards	Lost		Pts.	TD	Rn	Ps	Rt	Sfty	PAT	2PT	FGs	
1	9/9	vs. TEN	[L]	22	15	5	2	6-12	350	69	5.1	282	49	5.8	68	2-10	78	18/11/1	3-30.0	4-29	3-1	13	1	1	0	0	1/1	-	2/2	36:55	
2	9/16	vs. ATL	[W]	13	3	9	1	7-14	248	52	4.8	82	25	3.3	166	7-34	200	20/12/0	5-39.2	5-44	0-0	7	1	1	0	0	1/1	-	0/2	25:45	
3	9/23	at DEN	[W]	11	2	9	0	4-8	265	42	6.3	47	18	2.6	218	1-4	222	23/16/1	2-63.0	6-36	2-2	14	2	1	1	0	0	2/2	-	0/0	21:18
5	10/7	at KC	[W]	14	0	14	0	4-14	271	56	4.8	10	10	1.0	261	3-18	279	43/25/1	7-46.0	3-25	1-0	7	1	0	1	0	1/1	-	0/1	23:17	
6	10/14	vs. HOU	[W]	23	5	18	0	2-10	390	69	5.7	61	24	2.5	329	2-12	341	43/30/1	2-44.5	8-58	2-2	17	1	0	1	0	0	0/0	1/1	3/3	30:40
7	10/22	vs. IND	[L]	24	12	10	2	7-14	384	72	5.3	141	33	4.3	243	2-16	259	37/23/1	3-40.3	4-27	1-0	29	3	2	1	0	1	3/3	-	2/2	34:07
8	10/28	at TB	[W]	18	5	12	1	4-14	385	64	6.0	136	21	6.5	249	2-18	267	41/19/3	6-44.5	7-74	0-0	23	2	1	1	0	0	2/2	-	3/3	27:55
9	11/4	at NO	[L]	32	6	25	1	4-10	538	75	7.2	103	25	4.1	435	1-10	445	49/35/0	3-44.3	2-20	2-1	41	5	1	3	1	0	5/5	-	2/4	33:54
10	11/11	at TEN	[W]	17	2	14	1	4-15	292	64	4.6	62	19	3.3	230	4-27	257	41/24/2	5-44.0	9-56	2-1	13	1	0	1	0	1/1	-	2/2	25:37	
11	11/18	vs. SD	[W]	18	6	11	1	4-12	388	60	6.5	79	20	4.0	309	0-0	309	40/22/2	4-44.8	4-31	0-0	17	2	1	1	0	0	2/2	-	1/1	27:03
12	11/25	vs. BUF	[W]	20	5	14	1	9-16	297	65	4.6	94	24	3.9	203	1-8	211	40/27/2	4-37.8	5-29	1-1	14	2	1	1	0	0	2/2	-	0/0	30:45
13	12/2	at IND	[L]	19	4	14	1	10-13	342	55	6.2	63	25	2.5	279	1-9	288	29/20/1	2-38.0	2-15	0-0	28	4	0	4	0	0	4/4	-	0/0	24:15
14	12/9	vs. CAR	[W]	10	3	6	1	2-12	149	54	2.8	50	15	3.3	99	1-6	105	38/16/1	5-48.4	5-50	1-1	6	0	0	0	0	0/0	-	2/0	21:02	
15	12/16	at PIT	[W]	13	7	6	0	5-13	217	55	3.9	111	17	6.5	106	5-40	146	33/16/0	7-40.9	4-34	2-0	22	3	0	3	0	0	2/2	1/1	0/0	22:21
16	12/23	vs. OAK	[W]	13	7	6	0	3-15	215	65	3.3	110	30	3.7	105	4-24	129	31/13/3	6-49.5	11-88	3-1	11	1	0	1	0	0	0/0	1/1	1/1	32:48
17	12/30	at HOU	[L]	19	10	8	1	5-9	290	53	5.5	170	34	5.0	120	1-8	128	18/11/1	2-36.5	3-20	0-0	42	6	3	1	2	0	6/6	-	0/0	28:13
Totals			11-5	286	92	181	13	80-201	5,021	970	5.2	1,605	390	4.1	3,416	37-244	3,660	543/319/20	66-43.5	82-636	20-10	304	35	12	20	3	1	32/32	3/3	18/23	27:52
WC 1/5 at PIT			[W]	24	5	17	2	7-14	340	74	4.6	43	26	1.7	297	6-40	337	42/29/3	4-44.3	5-50	1-1	29	4	2	2	0	0	2/2	0/2	1/1	32:59
DIV 1/12 at NE			[L]	24	11	12	1	6-10	403	58	6.9	145	29	5.0	258	1-4	262	28/26/0	1-30.0	6-74	0-0	31	4	1	3	0	0	4/4	-	1/2	32:42

JACKSONVILLE JAGUARS 2006 OFFENSE GAME-BY-GAME

Wk.	Date	Opp	FIRST DOWNS			3 RD	TOT. OFFENSE			RUSHING			PASSING			PUNTS			PEN.	FUM.			Tot.										
			Tot	Run	Pass		Pen	Down	Yards	Plays	Avg.	Yards	Att.	Avg.	Net	Sacks	Gross	Att./		Cmp./	Int.	Avg.		Yards	Lost	Pts.	TD	Rn	Ps	Rt	Sfty	PAT	2PT
1	9/10	vs. DAL	[W]	22	6	14	2	5-13	307	67	4.6	78	32	2.4	229	1-8	237	34/	23/	1	6-44.0	2-41	1-0	24	3	2	1	0	0	3/3	-	1/2	34-12
2	9/18	vs. PIT	[W]	17	3	13	1	6-18	362	70	5.2	110	30	3.7	252	1-8	260	39/	26/	1	6-41.8	10-86	1-0	9	0	0	0	0	0	0/0	-	3/3	37-25
3	9/24	at IND	[L]	20	12	7	1	9-16	297	69	4.3	191	40	4.8	106	1-1	107	28/	16/	2	4-46.5	4-38	0-0	14	2	1	1	0	0	2/2	-	0/2	39-24
4	10/1	at WAS	[L]	12	2	10	0	2-13	307	54	5.7	32	16	2.2	275	4-15	290	34/	20/	1	5-49.2	4-35	1-1	30	3	0	3	0	0	3/3	-	3/3	25-17
5	10/8	vs. NYJ	[W]	19	8	9	2	6-13	312	60	5.2	181	39	4.6	131	1-9	140	20/	9/	0	4-38.5	9-62	0-0	41	5	3	2	0	0	5/5	-	2/2	32-02
7	10/22	at HOU	[L]	14	7	5	2	3-12	220	54	4.1	102	25	4.1	118	1-7	125	28/	14/	0	7-42.1	7-35	2-2	7	1	1	0	0	1/1	-	0/0	26-30	
8	10/29	at PHI	[W]	16	13	3	0	4-14	285	64	4.5	209	46	4.5	76	1-11	87	17/	10/	0	5-39.8	5-44	2-1	13	1	1	0	0	1/1	-	2/2	36-51	
9	11/5	vs. TEN	[W]	17	8	8	1	5-13	342	54	6.3	173	30	5.8	169	2-8	177	22/	12/	0	5-41.0	4-20	0-0	37	4	0	3	1	0	4/4	-	3/3	30-11
10	11/12	vs. HOU	[L]	16	6	9	1	5-10	322	55	5.9	118	19	6.2	204	2-10	214	34/	15/	4	4-36.5	9-65	1-0	10	1	1	0	0	1/1	-	1/1	22-27	
11	11/20	vs. NYG	[W]	21	8	13	0	9-18	414	75	5.5	165	43	3.8	249	0-0	249	32/	19/	0	4-36.8	9-65	2-1	26	2	2	0	0	2/2	-	4/4	40-19	
12	11/26	at BUF	[L]	19	11	7	1	1-11	323	60	5.4	207	35	5.9	116	3-16	132	22/	16/	0	6-38.7	10-108	2-1	24	3	1	2	0	0	3/3	-	1/2	32-10
13	12/3	at MIA	[W]	18	8	10	0	7-12	353	57	6.2	150	31	4.8	203	4-26	229	22/	16/	0	3-38.3	7-60	1-1	24	3	1	2	0	0	3/3	-	1/1	36-56
14	12/10	vs. IND	[W]	23	16	4	3	2-9	447	57	7.8	375	42	8.9	72	1-7	79	14/	8/	1	1-20.0	3-31	0-0	44	5	4	0	1	0	5/5	-	3/4	31-37
15	12/17	at TEN	[L]	23	9	13	1	10-19	396	82	4.8	193	41	4.7	203	4-30	233	37/	22/	3	2-37.5	2-25	1-1	17	2	1	1	0	0	2/2	-	1/1	44-22
16	12/24	vs. NE	[L]	12	3	8	1	5-12	339	46	7.4	144	22	6.5	195	1-0	195	23/	17/	0	5-38.8	7-60	2-1	21	3	2	1	0	0	3/3	-	0/1	22-47
17	12/31	at KC	[L]	24	7	14	3	6-14	397	65	6.1	113	22	5.1	284	3-22	306	40/	23/	1	6-31.8	5-35	0-0	30	4	3	1	0	0	3/3	0-1	1/1	29-22
Totals	8-8	293	127	147	19	85-217	5,423	989	5.5	2,541	513	5.0	2,882	30-178	3,060	446/	266/	14	73-40.0	97-806	16-9	371	42	23	17	2	0	41/41	0-1	26/32	32-11		

JACKSONVILLE JAGUARS 2006 DEFENSE GAME-BY-GAME

Wk.	Date	Opp	FIRST DOWNS			3 RD	TOT. OFFENSE			RUSHING			PASSING			PUNTS			PEN.	FUM.			Tot.										
			Tot	Run	Pass		Pen	Down	Yards	Plays	Avg.	Yards	Att.	Avg.	Net	Sacks	Gross	Att./		Cmp./	Int.	Avg.		Yards	Lost	Pts.	TD	Rn	Ps	Rt	Sfty	PAT	2PT
1	9/10	vs. DAL	[W]	14	4	9	1	6/15	323	57	5.7	88	22	4.0	235	2-11	246	33/	16/	3	5-53.2	9-93	0-0	17	2	1	1	0	0	2/2	-	1/2	25-48
2	9/18	vs. PIT	[W]	9	0	7	2	3/13	153	48	3.2	26	14	1.9	127	2-14	141	32/	17/	2	8-44.8	3-25	1-0	0	0	0	0	0	0/0	-	0/0	22-35	
3	9/24	at IND	[L]	14	4	10	0	6/13	272	53	5.1	63	20	3.2	209	2-10	219	31/	14/	0	7-43.3	4-35	0-0	21	3	1	1	1	0	3/3	-	0/0	20-36
4	10/1	at WAS	[L]	22	11	11	0	7/14	481	70	6.9	152	40	3.8	329	0-0	329	30/	18/	1	5-30.8	4-40	1-1	36	4	1	3	0	0	3/3	-	3/3	36-32
5	10/8	vs. NYJ	[W]	11	6	3	2	3/14	177	58	3.1	132	34	3.9	45	6-26	71	18/	10/	3	6-40.8	6-59	1-1	0	0	0	0	0	0/0	-	0/0	27-58	
7	10/22	at HOU	[L]	21	10	10	1	5/14	349	69	5.1	131	34	3.9	218	1-6	224	34/	25/	0	5-43.4	3-17	0-0	27	3	1	2	0	0	3/3	-	2/3	33-30
8	10/29	at PHI	[W]	14	4	9	1	4/14	227	58	3.9	85	20	4.3	142	4-19	161	34/	18/	0	7-44.0	8-50	0-0	6	0	0	0	0	0/0	-	2/2	23-09	
9	11/5	vs. TEN	[W]	14	5	8	1	5/18	262	69	3.8	108	32	3.4	154	1-9	163	36/	15/	3	7-46.7	4-20	1-0	7	1	0	1	0	0	1/1	-	0/0	29-49
10	11/12	vs. HOU	[L]	21	9	9	3	8/19	306	80	3.8	148	42	3.5	158	3-18	176	35/	17/	0	5-34.2	6-51	1-0	13	1	1	0	0	1/1	-	2/4	37-33	
11	11/20	vs. NYG	[W]	13	3	8	2	4/13	247	56	4.4	25	14	1.8	222	1-8	230	41/	19/	2	6-40.2	5-35	1-1	10	1	0	1	0	0	1/1	-	1/1	19-41
12	11/26	at BUF	[L]	13	3	8	2	3/10	241	51	4.7	72	23	3.1	169	0-0	169	28/	21/	1	6-44.2	4-55	3-0	27	3	2	0	1	0	3/3	-	2/2	27-50
13	12/3	at MIA	[W]	20	7	12	1	7/14	309	65	4.8	68	19	3.6	241	4-26	267	42/	27/	2	3-41.0	1-10	0-0	10	1	0	1	0	0	1/1	-	1/2	29-04
14	12/10	vs. IND	[W]	23	6	15	2	7/16	339	72	4.7	34	20	1.7	305	2-8	313	50/	25/	1	6-32.3	7-71	0-0	17	2	2	0	0	2/2	-	1/1	28-23	
15	12/17	at TEN	[L]	5	2	3	0	0/8	98	34	2.9	41	16	2.6	57	3-28	85	15/	8/	0	5-43.8	4-40	1-0	24	3	0	0	0	3/3	-	1/2	15-38	
16	12/24	vs. NE	[L]	22	10	10	2	8/16	359	70	5.1	117	30	3.9	242	1-7	249	39/	28/	0	5-35.0	7-51	0-0	24	3	2	1	0	0	3/3	-	1/2	37-13
17	12/31	at KC	[L]	23	10	11	2	7/16	395	68	5.8	170	40	4.3	225	3-10	235	25/	16/	2	4-39.5	5-32	2-1	35	5	3	1	0	0	5/5	-	0/0	30-38
Totals	8-8	259	94	143	22	83-227	4,538	978	4.6	1,460	420	3.5	3,078	35-200	3,278	523/	294/	20	90-41.4	80-684	12-4	274	32	14	12	6	0	31/31	-	17/24	27-49		

JACKSONVILLE JAGUARS 2005 OFFENSE GAME-BY-GAME

Wk.	Date	Opp	FIRST DOWNS			3 RD	TOT. OFFENSE		RUSHING		PASSING		PEN. Yards	FUM.		Tot. T.O.P.															
			Tot	Run	Pass		Pen	Down	Yards	Plays	Avg.	Yards		Att.	Avg.		Int.	Cmp./	Loss	Pts.	TD	Rn	Ps	Rt	Sfty	PAT	2PT	Fgs			
1	9/11	vs. SEA	[W]	18	4	13	1	4-13	362	66	5.5	119	31	3.8	243	3-15	258	32/ 18/ 0	4-44.0	6-31	1-0	26	2	0	2	0	0	2/2	-	4/5	34:11
2	9/18	at IND	[L]	12	4	7	1	6-15	303	59	5.1	128	24	5.3	175	6-23	198	29/ 16/ 0	7-45.6	7-60	6-0	3	0	0	0	0	0/0	-	1/2	31:20	
3	9/25	at NYJ	[W]	16	8	7	1	10-20	308	73	4.2	139	47	3.0	169	2-8	177	24/ 16/ 1	6-50.0	9-85	3-2	26	3	1	2	0	0	2/2	-	2/2	40:31
4	10/2	vs. DEN	[L]	13	1	10	2	3-9	241	47	5.1	12	11	1.1	229	2-11	240	34/ 20/ 2	6-41.8	15-119	3-2	7	1	0	1	0	0	1/1	-	0/0	21:55
5	10/9	vs. CIN	[W]	19	8	7	4	2-11	342	61	5.6	181	37	4.9	161	0-0	161	24/ 10/ 0	5-39.8	10-98	1-1	23	2	0	2	0	0	2/2	-	3/3	29:25
6	10/16	at PIT	[W]	17	6	9	2	7-19	246	73	3.4	93	35	2.7	153	3-24	177	35/ 19/ 1	9-46.9	10-106	1-0	23	3	1	1	0	2/2	-	1/1	36:09	
8	10/30	at STL	[L]	16	6	10	0	6-14	427	61	7.0	221	28	7.9	206	2-7	213	31/ 18/ 1	3-25.7	4-25	1-0	21	3	1	2	0	0	3/3	-	0/2	31:22
9	11/6	vs. HOU	[W]	18	4	12	2	6-12	312	54	5.8	98	27	3.6	214	2-4	218	25/ 19/ 0	6-37.8	6-45	1-0	21	3	2	1	0	0	3/3	-	0/0	29:04
10	11/13	vs. BAL	[W]	20	8	10	2	5-14	338	66	5.1	133	35	3.8	205	1-6	211	30/ 16/ 0	5-40.6	5-42	0-0	30	3	1	1	1	0	3/3	-	3/3	34:29
11	11/20	at TEN	[W]	22	5	15	2	10-17	295	70	4.2	49	30	1.6	246	2-12	258	38/ 22/ 0	6-50.2	3-15	1-1	31	4	1	3	0	0	4/4	-	1/1	31:54
12	11/27	at AZ	[W]	19	8	9	2	8-15	295	61	4.8	162	33	4.9	133	0-0	133	28/ 14/ 0	4-39.0	11-81	0-0	24	3	2	0	1	0	3/3	-	1/2	31:41
13	12/4	at CLE	[W]	17	7	8	2	5-13	237	59	4.0	122	38	3.8	115	1-1	116	20/ 11/ 1	4-41.3	5-50	0-0	20	2	0	2	0	0	2/2	-	2/2	29:43
14	12/11	vs. IND	[L]	18	5	12	1	3-11	324	58	5.6	74	23	3.2	250	0-0	250	35/ 26/ 0	5-38.6	7-65	4-3	18	2	1	1	0	0	1/1	1/1	1/1	26:02
15	12/18	vs. SF	[W]	21	6	13	2	6-17	336	77	4.4	134	35	3.8	202	2-14	216	40/ 21/ 0	8-39.3	10-84	0-0	10	1	1	0	0	0	1/1	-	1/2	35:40
16	12/24	at HOU	[W]	30	11	14	5	5-11	448	67	6.7	172	33	5.2	276	3-16	292	31/ 18/ 0	2-49.0	6-50	2-0	38	5	4	1	0	0	5/5	-	1/2	32:18
17	1/1	vs. TEN	[W]	25	6	14	5	7-14	335	69	4.9	122	35	3.5	213	3-21	234	31/ 19/ 0	3-38.7	7-50	2-1	40	5	3	2	0	0	4/5	-	2/2	34:11
Totals			12-4	301	97	170	34	93-225	5,149	1,021	5.0	1,959	502	3.9	3,190	32-162	3,352	487/ 283/ 6	83-42.4	121-1006	27-11	361	42	18	21	3	0	38/39	1/1	23/30	31:33
WC 1/7/05 at NE			[L]	15	1	14	0	1-12	292	62	4.7	87	17	5.1	205	6-42	247	39/ 21/ 1	5-41.8	8-40	2-1	3	0	0	0	0	0	0/0	-	1/2	29:34

JACKSONVILLE JAGUARS 2005 DEFENSE GAME-BY-GAME

Wk.	Date	Opp	FIRST DOWNS			3 RD	TOT. OFFENSE		RUSHING		PASSING		PEN. Yards	FUM.		Tot. T.O.P.															
			Tot	Run	Pass		Pen	Down	Yards	Plays	Avg.	Yards		Att.	Avg.		Int.	Cmp./	Loss	Pts.	TD	Rn	Ps	Rt	Sfty	PAT	2PT	Fgs			
1	9/11	vs. SEA	[W]	20	5	13	2	3-9	322	58	5.6	97	19	5.1	225	3-21	246	37/ 21/ 1	5-46.0	5-29	3-3	14	2	0	2	0	0	2/2	-	0/0	25:49
2	9/18	at IND	[L]	18	10	7	1	7-16	268	66	4.1	146	38	3.8	122	0-0	122	28/ 13/ 2	7-46.1	6-45	0-0	10	1	1	0	0	0	1/1	-	1/1	28:40
3	9/25	at NYJ	[W]	12	4	5	3	3-12	168	51	3.3	89	25	3.6	79	4-16	95	22/ 11/ 2	7-48.6	6-44	3-1	20	2	1	0	1	0	2/2	-	2/2	25:34
4	10/2	vs. DEN	[L]	24	9	12	3	5-15	306	73	4.2	188	44	4.3	118	3-18	136	26/ 19/ 0	4-48.5	5-30	0-0	20	2	0	2	0	0	2/2	-	2/4	38:05
5	10/9	vs. CIN	[W]	20	6	12	2	4-13	364	61	6.0	132	26	5.1	232	2-7	239	33/ 22/ 0	6-36.0	12-94	2-1	20	2	0	2	0	0	2/2	-	2/2	30:35
6	10/16	at PIT	[W]	16	3	7	6	1-12	218	60	3.6	73	30	2.4	145	2-9	154	28/ 11/ 3	6-31.7	7-80	2-1	17	2	0	1	1	0	2/2	-	1/2	27:27
8	10/30	at STL	[L]	15	7	7	1	4-12	386	56	6.9	200	33	6.1	186	2-14	200	21/ 13/ 3	5-40.8	9-59	0-0	24	3	0	2	1	0	3/3	-	1/1	28:38
9	11/6	vs. HOU	[W]	17	7	10	0	4-12	279	59	4.7	88	23	3.8	191	6-28	219	30/ 22/ 0	5-44.0	4-30	5-1	14	2	1	1	0	0	2/2	-	0/0	30:56
10	11/13	vs. BAL	[W]	8	2	5	1	4-14	163	54	3.0	53	17	3.1	110	4-32	142	33/ 19/ 3	7-44.6	9-86	0-0	3	0	0	0	0	0/0	-	1/1	25:31	
11	11/20	at TEN	[W]	16	4	11	1	5-13	254	54	4.7	63	21	3.0	191	3-17	208	30/ 20/ 1	8-46.6	11-73	0-0	28	4	1	2	1	0	4/4	-	0/0	28:06
12	11/27	at AZ	[W]	23	2	16	5	3-11	368	65	5.7	67	16	4.2	301	3-14	315	46/ 29/ 1	4-40.0	11-105	1-1	17	2	0	2	0	0	2/2	-	1/2	28:19
13	12/4	at CLE	[W]	15	4	9	2	4-12	303	57	5.3	98	32	3.1	205	5-21	226	20/ 13/ 0	6-37.2	7-97	1-0	14	2	0	2	0	0	2/2	-	0/1	30:17
14	12/11	vs. IND	[L]	25	3	19	3	6-14	399	74	5.4	99	34	2.9	300	3-24	324	37/ 24/ 0	3-46.3	5-47	0-0	26	2	0	2	0	0	2/2	-	4/4	33:58
15	12/18	vs. SF	[W]	11	4	3	4	1-13	217	51	4.3	110	25	4.4	107	2-16	123	24/ 8/ 1	8-41.9	8-56	1-0	9	0	0	0	0	0/0	-	3/3	24:20	
16	12/24	at HOU	[W]	18	4	13	1	7-13	370	62	6.0	107	29	3.7	263	4-32	295	29/ 19/ 1	2-32.0	7-40	1-0	20	2	0	2	0	0	2/2	-	2/4	27:42
17	1/1	vs. TEN	[W]	15	5	9	1	6-14	270	62	4.4	99	22	4.5	171	1-8	179	39/ 21/ 1	5-48.0	18-140	2-1	13	2	0	2	0	0	1/2	-	0/0	25:49
Totals			12-4	273	79	158	36	67-205	4,655	963	4.8	1,709	434	3.9	2,946	47-277	3,223	482/ 285/ 19	88-42.8	130-1055	21-9	269	30	4	22	4	0	29/30	-	20/27	28:27
WC 1/7/05 at NE			[L]	17	6	10	1	7-14	307	59	5.2	118	28	4.2	189	4-12	201	27/ 15/ 0	5-39.2	4-32	4-0	28	4	0	3	1	0	4/4	-	0/0	30:26

JACKSONVILLE JAGUARS 2004 OFFENSE GAME-BY-GAME

Wk.	Date	Opp	FIRST DOWNS				3 RD		TOT. OFFENSE		RUSHING			PASSING			PUNTS		PEN.		FUM.			Tot.							
			Total	Run	Pass	Pen	DOWN	Yards	Plays	Avg.	Yards	Att.	Avg.	Net	Sacks	Gross	Att./Cmp./Int.	Avg.	Yards	Loss	Pts.	TD	Rn		Ps	Rt	Sfty	PAT	2PT	FGs	T.O.P.
1	9/12	at BUF	[W]	14	4	8	2	2-13	225	61	3.7	83	23	3.6	142	2-5	147	36/18/2	6-47.0	9-50	0-0	13	1	0	1	0	0	1-1	-	2-2	26:07
2	9/19	vs DEN	[W]	8	2	4	2	1-10	176	40	4.4	67	22	3.0	109	2-11	120	16/8/0	9-44.1	10-85	1-0	7	1	0	1	0	0	1-1	-	0-0	22:52
3	9/26	at TEN	[W]	15	7	6	2	3-11	253	51	5.0	136	29	4.7	117	2-7	124	20/14/0	7-39.0	9-87	3-0	15	2	1	1	0	0	1-1	-	1-1	0-0
4	10/3	vs IND	[L]	23	5	16	2	8-15	408	73	5.6	97	31	3.1	311	1-7	318	41/29/0	1-33.0	5-28	2-1	17	1	0	1	0	0	--	-	1-1	3-4
5	10/10	at SD	[L]	28	6	19	3	7-14	429	75	5.7	80	18	4.4	349	3-8	357	54/36/2	3-38.7	5-33	1-1	21	3	2	1	0	0	3-3	-	0-0	30:02
6	10/17	vs KC	[W]	19	4	14	1	6-13	378	63	6.0	101	23	4.4	277	4-21	298	36/24/0	5-46.0	5-46	0-0	22	3	1	2	0	0	2-2	-	1-1	0-1
7	10/24	at IND	[W]	20	5	15	0	5-11	414	60	6.9	128	27	4.7	286	3-14	300	30/23/1	1-36.0	6-48	2-1	27	2	0	2	0	0	1-1	-	1-1	4-4
8	10/31	at HOU	[L]	14	3	10	1	4-12	287	55	5.2	39	12	3.3	248	1-7	255	42/27/2	4-47.0	11-80	1-0	6	0	0	0	0	0	--	-	2-3	24:54
10	11/14	vs DET	ot	[W]	22	10	11	12-22	415	89	4.7	239	50	4.8	176	3-22	198	36/19/0	8-39.6	10-99	0-0	23	3	1	2	0	0	2-2	-	1-1	41:44
11	11/21	vs TEN	[L]	18	9	8	1	3-13	274	61	4.5	151	32	4.7	123	2-6	129	27/13/1	6-40.8	3-22	1-1	15	1	1	0	0	1	1-1	-	2-3	31:32
12	11/28	at MIN	[L]	18	7	10	1	7-15	379	63	6.0	154	27	5.7	225	2-10	235	34/19/0	2-54.0	6-45	3-2	16	1	0	1	0	0	1-1	-	3-3	31:17
13	12/5	vs PIT	[L]	20	5	11	4	6-14	359	63	5.7	100	34	2.9	259	2-9	268	27/16/0	3-47.7	3-25	1-0	16	1	0	1	0	0	1-1	-	3-5	34:37
14	12/12	vs CH	[W]	22	5	13	4	4-15	332	73	4.5	90	28	3.2	242	0-0	242	45/25/1	8-42.6	8-75	1-0	22	2	0	2	0	1	2-2	-	2-2	35:43
15	12/19	at GB	[W]	19	8	6	5	3-11	312	57	5.5	197	36	5.5	115	1-6	121	20/9/0	7-36.6	7-85	3-2	28	4	2	2	0	0	4-4	-	0-0	30:42
16	12/26	vs HOU	[L]	6	4	2	0	1-10	126	44	2.9	95	20	4.8	31	3-23	54	21/10/1	7-45.3	5-45	3-2	0	0	0	0	0	0	0-0	-	0-1	21:02
17	1/2	at OAK	[W]	13	4	8	1	8-1	242	63	3.8	93	34	2.7	149	1-0	149	28/15/1	7-43.6	7-87	1-1	13	1	1	0	0	0	1-1	-	2-2	30:53
Totals	9-7	279	88	161	30	80-217	5,009	991	5.1	1,850	446	4.2	3,159	32-156	3,315	513/305/11	84-42.8	109-940	23-11	261	26	9	17	0	2	21-21	4-4	24-31	30-28		

JACKSONVILLE JAGUARS 2004 DEFENSE GAME-BY-GAME

Wk.	Date	Opp	FIRST DOWNS				3 RD		TOT. OFFENSE		RUSHING			PASSING			PUNTS		PEN.		FUM.			Tot.							
			Total	Run	Pass	Pen	DOWN	Yards	Plays	Avg.	Yards	Att.	Avg.	Net	Sacks	Gross	Att./Cmp./Int.	Avg.	Yards	Loss	Pts.	TD	Rn		Ps	Rt	Sfty	PAT	2PT	FGs	T.O.P.
1	9/12	at BUF	[W]	16	5	10	1	7-14	242	63	3.8	95	36	2.6	147	1-6	153	26/17/0	5-44.6	7-78	3-2	10	1	0	1	0	0	1-1	-	1-2	33:53
2	9/19	vs DEN	[W]	20	4	13	3	6-17	356	74	4.8	106	35	3.0	250	0-0	250	39/23/0	7-41.4	7-57	3-1	6	0	0	0	0	0	0-0	-	2-3	37:08
3	9/26	at TEN	[W]	13	5	7	1	6-13	249	56	4.4	119	26	4.6	130	3-13	143	27/16/1	4-52.3	6-56	2-0	12	1	1	0	0	0	0-1	-	2-2	31:14
4	10/3	vs IND	[L]	23	7	14	2	3-8	337	56	6.0	117	27	4.3	220	0-0	220	29/20/1	3-48.0	3-26	0-0	24	3	1	2	0	0	3-3	-	1-1	24:27
5	10/10	at SD	[L]	18	8	10	0	9-15	386	62	6.2	176	35	5.0	210	1-1	211	26/17/0	4-41.5	4-44	0-0	34	4	2	2	0	0	4-4	-	2-2	29:58
6	10/17	vs KC	[W]	19	3	15	1	6-13	350	60	5.8	77	21	3.7	273	6-42	315	33/23/1	5-42.4	5-30	3-0	16	2	0	2	0	0	1-2	-	1-2	30:00
7	10/24	at IND	[W]	23	5	17	1	6-10	446	59	7.6	87	18	4.8	359	1-9	368	40/27/0	3-48.0	12-62	2-2	24	3	0	3	0	0	3-3	-	1-1	25:26
8	10/31	at HOU	[L]	24	6	15	3	4-13	369	67	5.5	93	32	2.9	276	0-0	276	35/26/0	4-38.8	8-75	2-2	20	2	0	1	1	0	2-2	-	2-2	35:06
10	11/14	vs DET	ot	[W]	10	4	3	2-14	190	54	3.5	81	19	4.3	109	2-12	121	33/11/1	6-44.2	8-45	0-0	17	2	0	0	2	0	2-2	-	1-2	23:44
11	11/21	vs TEN	[L]	14	4	10	0	4-13	295	60	4.9	103	27	3.8	192	3-17	209	30/18/2	5-43.2	4-49	1-0	18	2	1	1	0	0	1-1	-	1-1	28:28
12	11/28	at MIN	[L]	27	7	14	3	6-10	330	61	5.4	112	30	3.7	218	4-17	235	27/19/1	2-49.0	4-35	1-1	27	3	1	1	1	0	3-3	-	2-2	28:43
13	12/5	vs PIT	[L]	15	5	9	1	5-10	316	45	7.0	120	25	4.8	196	3-25	221	17/14/0	5-46.4	11-82	2-0	17	2	0	2	0	0	2-2	-	1-1	25:23
14	12/12	vs CH	[W]	10	0	9	1	2-12	210	52	4.0	31	14	2.2	179	5-33	212	33/17/1	7-48.3	13-104	2-1	3	0	0	0	0	0-0	-	1-2	24:17	
15	12/19	at GB	[W]	26	2	21	3	6-11	444	67	6.6	94	21	4.5	350	2-17	367	44/30/3	3-38.0	12-101	4-2	25	3	0	2	1	0	2-2	-	1-1	29:18
16	12/26	vs HOU	[L]	19	11	8	0	7-15	333	67	5.0	219	44	4.9	114	4-17	131	19/13/2	5-44.2	6-50	2-0	21	3	1	1	1	0	3-3	-	0-1	38:58
17	1/2	at OAK	[W]	16	7	6	3	5-17	281	69	4.1	147	28	5.3	134	2-8	142	39/15/3	6-39.7	8-72	3-1	6	0	0	0	0	0	0-0	-	2-2	29:07
Totals	9-7	290	83	181	26	84-205	5,134	972	5.3	1,777	438	4.1	3,357	37-217	3,574	497/306/16	74-44.1	118-966	30-12	280	31	7	18	6	0	27-28	2-3	21-28	29-32		

JACKSONVILLE JAGUARS 2003 OFFENSE GAME-BY-GAME

Wk.	Date	Opp	FIRST DOWNS			3 RD	TOT. OFFENSE			RUSHING			PASSING			PUNTS			FUM.			Tot.										
			Tot	Run	Pass		Pen	Down	Yards	Plays	Avg.	Yards	Att.	Avg.	Gross	Att./	Cmp./	Int.	Avg.	Yards	Pen.		Lost	Pts.	TD	Rn	Ps	Rt	Sfty	PAT	2PT	Fgs
1	9/ 7	at CAR	[L]	17	4	11	2	4-13	331	59	5.6	75	28	2.7	256	272	27/	23/	0	8-40.9	8-82	1-1	23	3	1	2	0	0	2-2	0-1	1-2	33:23
2	9/14	vs. BUF	[L]	20	7	12	1	4-14	287	65	4.4	95	22	4.3	192	214	40/	26/	0	4-44.3	8-97	0-0	17	2	1	1	0	0	2-2	-	1-2	28:50
3	9/21	at IND	[L]	15	7	7	1	5-15	266	55	4.8	152	25	6.1	114	122	28/	16/	0	4-38.8	7-38	2-1	13	1	0	1	0	0	1-1	-	2-4	23:48
4	9/28	at HOU	[L]	15	4	9	2	2-11	342	59	5.8	79	22	3.6	263	263	37/	18/	3	4-43.5	9-48	3-2	20	2	1	1	0	0	2-2	-	2-2	24:46
5	10/ 5	vs. SD	[W]	21	7	14	0	6-14	436	68	6.4	123	37	3.3	313	336	28/	19/	0	4-42.0	8-89	2-1	27	3	1	2	0	0	3-3	-	2-2	33:13
6	10/12	vs. MIA	[L]	22	7	11	4	8-17	332	76	4.4	88	30	2.9	244	256	42/	24/	3	1-42.0	7-50	5-2	10	1	1	0	0	0	1-1	-	1-2	32:54
8	10/26	vs. TEN	[L]	15	3	12	0	5-10	293	52	5.6	54	11	4.9	239	244	39/	24/	2	3-47.0	5-45	1-1	17	2	0	2	0	0	2-2	-	1-1	20:46
9	11/ 2	at BAL	[L]	20	6	13	1	3-14	320	71	4.5	134	33	4.1	186	208	34/	22/	1	7-44.1	7-52	4-2	17	2	0	1	1	0	2-2	-	1-1	34:53
10	11/ 9	vs. IND	[W]	20	10	8	2	9-14	353	62	5.7	174	38	4.6	174	174	24/	12/	1	4-36.0	7-47	1-1	28	4	3	1	0	0	4-4	-	0-0	31:39
11	11/16	at TEN	[L]	16	8	8	0	2-13	271	62	4.4	126	30	4.2	145	151	31/	15/	2	6-41.3	3-15	1-0	3	0	0	0	0	0	0-0	-	1-2	30:28
12	11/23	at NYJ	[L]	20	9	9	2	4-14	330	71	4.6	158	37	4.3	172	172	33/	17/	1	4-38.3	3-37	1-1	10	1	1	0	0	0	1-1	-	1-2	32:30
13	11/30	vs. TB	[W]	21	8	11	2	4-12	359	69	5.2	135	35	3.9	224	224	34/	20/	0	3-43.3	5-48	2-1	17	2	0	2	0	0	2-2	-	1-3	31:30
14	12/ 7	vs. HOU	[W]	23	11	8	4	7-17	390	70	5.6	208	40	5.2	182	194	29/	18/	0	6-41.0	7-70	1-0	27	3	2	1	0	0	3-3	-	2-3	35:46
15	12/14	at NE	[L]	17	5	12	0	6-14	354	61	5.8	72	20	3.6	282	288	40/	21/	2	5-43.2	8-60	2-0	13	1	0	1	0	0	1-1	-	2-3	32:41
16	12/21	vs. NO	[W]	22	11	8	3	6-13	374	63	5.9	243	45	5.4	131	131	17/	9/	2	2-34.5	7-69	0-0	20	2	1	1	0	0	2-2	-	2-3	32:03
17	12/28	at ATL	[L]	21	11	10	0	5-13	320	61	5.2	157	28	5.6	163	167	32/	19/	0	4-38.5	9-48	1-1	14	2	1	1	0	0	2-2	-	0-1	28:38
Totals	5-11	305	118	163	24	80-216	5,358	1,024	5.2	2,073	481	4.3	3,285	28-136	3,421	515/	303/	17	69-41.3	108-895	27-14	276	31	13	17	1	0	30-30	0-1	20-33	300-9	

JACKSONVILLE JAGUARS 2003 DEFENSE GAME-BY-GAME

Wk.	Date	Opp	FIRST DOWNS			3 RD	TOT. OFFENSE			RUSHING			PASSING			PUNTS			FUM.			Tot.										
			Tot	Run	Pass		Pen	Down	Yards	Plays	Avg.	Yards	Att.	Avg.	Gross	Att./	Cmp./	Int.	Avg.	Yards	Pen.		Lost	Pts.	TD	Rn	Ps	Rt	Sfty	PAT	2PT	Fgs
1	9/ 7	at CAR	[L]	17	7	9	1	4-14	242	61	4.0	122	26	4.7	120	141	30/	16/	2	7-40.7	9-83	4-0	24	3	0	3	0	1	1-1	0-2	1-1	26:37
2	9/14	vs. BUF	[L]	20	6	12	2	8-14	371	59	6.3	43	32	1.3	328	328	27/	20/	0	2-48.5	6-55	2-0	38	5	3	2	0	0	5-5	-	1-1	31:10
3	9/21	at IND	[L]	17	6	11	0	7-14	289	63	4.6	73	30	2.4	216	216	33/	21/	1	3-42.0	4-20	0-0	23	2	0	2	0	0	2-2	-	3-3	36:12
4	9/28	at HOU	[L]	21	7	12	2	7-16	339	75	4.5	110	37	3.0	229	234	37/	23/	2	4-34.8	4-43	4-2	24	3	2	1	0	0	3-3	-	1-2	35:14
5	10/ 5	vs. SD	[W]	21	4	14	3	5-11	346	58	6.0	69	13	5.3	277	296	41/	24/	0	6-40.3	10-61	3-2	21	3	0	3	0	0	3-3	-	0-0	26:47
6	10/12	vs. MIA	[L]	16	6	9	1	4-10	234	52	4.5	91	24	3.8	143	147	27/	14/	1	5-44.2	11-149	2-1	24	3	1	0	2	0	3-3	-	1-1	27:06
8	10/26	vs. TEN	[L]	23	11	11	1	8-14	320	65	4.9	133	38	3.5	187	187	27/	21/	1	3-49.7	8-49	0-0	30	3	2	1	0	0	3-3	-	3-3	39:14
9	11/ 2	at BAL	[L]	9	4	5	0	6-15	259	53	4.9	103	30	3.4	156	156	23/	10/	1	5-46.8	7-40	1-1	24	2	1	1	0	0	1-1	1-1	3-3	25:07
10	11/ 9	vs. IND	[W]	20	2	16	2	6-15	394	66	6.0	47	21	2.2	347	347	45/	28/	2	4-34.8	7-38	1-0	23	2	0	2	0	0	2-2	-	3-3	28:21
11	11/16	at TEN	[L]	13	5	8	0	7-15	246	60	4.1	96	32	3.0	150	166	26/	13/	1	4-43.5	2-12	2-2	10	1	0	1	0	0	1-1	-	1-2	29:32
12	11/23	at NYJ	[L]	17	1	15	1	4-13	282	62	4.5	61	21	2.9	221	236	39/	25/	1	6-39.0	6-45	0-0	13	1	0	1	0	0	1-1	-	2-2	27:30
13	11/30	vs. TB	[W]	16	6	9	1	2-12	221	59	3.7	77	19	4.1	144	156	38/	21/	1	5-36.6	7-80	0-0	10	1	1	0	0	0	1-1	-	1-2	28:30
14	12/ 7	vs. HOU	[W]	7	2	4	1	1-12	124	49	2.5	70	23	3.0	54	71	23/	11/	1	10-41.9	10-86	3-2	0	0	0	0	0	0-0	-	0-0	24:14	
15	12/14	at NE	[L]	18	6	12	0	8-16	296	68	4.4	84	32	2.6	212	228	34/	22/	0	4-40.3	4-55	1-1	27	3	2	1	0	0	3-3	-	2-2	27:19
16	12/21	vs. NO	[W]	20	0	16	4	6-13	350	64	5.5	61	25	2.4	289	296	38/	22/	0	3-36.0	4-30	2-1	19	2	0	2	0	0	1-2	-	2-2	27:57
17	12/28	at ATL	[L]	21	11	9	1	9-14	344	62	5.5	166	39	4.3	178	180	22/	12/	1	4-41.5	4-35	1-0	21	3	1	2	0	0	3-3	-	0-0	31:22
Totals	5-11	276	84	172	20	92-218	4,657	976	4.8	1,406	442	3.2	3,251	24-134	3,385	510/	303/	15	75-41.0	103-881	26-12	331	37	13	22	2	1	33-34	1-3	24-27	29:51	

JACKSONVILLE JAGUARS 2002 OFFENSE GAME-BY-GAME

Wk.	Date	Opp	FIRST DOWNS			3 RD			TOT. OFFENSE			RUSHING			PASSING			PUNTS			PEN.			FUM.			Tot.				
			Tot	Run	Pass	Pen	DOWN	Yards	Plays	Avg.	Yards	Att.	Avg.	Net	Sacks	Gross	Att./ Cmp./ Int.	Int. Avg.	Yards	Lost	Pts.	TD	Rn	Ps	Rt	Sfty	PAT	2PT	FGs	T.O.P.	
1	9/8	vs. IND	[L]	19	8	11	0	8-16	343	69	5.0	118	32	3.7	225	1-3	228	36/ 22/ 1	3-52.0	5-40	3-1	25	3	1	2	0	0	2/2	1/1	1/2	32:33
2	9/15	at KC	[W]	19	5	14	0	7-15	450	65	6.9	130	29	4.5	320	0-0	320	36/ 25/ 0	4-40.5	5-45	1-1	23	3	1	2	0	0	2/2	0/1	1/2	31:44
4	9/29	vs. NYJ	[W]	20	12	8	0	4-10	383	57	6.7	223	40	5.6	160	2-13	173	15/ 10/ 0	5-53.2	3-15	0-0	28	4	4	0	0	0	4/4	-	0/1	33:26
5	10/6	vs. PHI	[W]	16	4	10	2	2-11	267	51	5.2	70	27	2.6	197	1-0	197	23/ 13/ 0	5-44.6	4-21	0-0	28	3	1	1	1	0	2/2	1/1	2/2	25:02
6	10/13	at TEN	[L]	13	7	4	2	4-9	198	42	4.7	130	26	5.0	68	3-16	84	13/ 7/ 2	4-49.5	4-22	0-0	14	2	2	0	0	0	2/2	-	0/0	22:17
7	10/20	at BAL	[L]	22	8	14	0	6-16	397	78	5.1	173	30	5.8	224	2-7	231	46/ 24/ 3	4-38.3	5-30	1-0	10	1	1	0	0	0	1/1	-	1/2	32:01
8	10/27	vs. HOU	[L]	18	7	9	2	6-17	290	71	4.1	126	32	3.9	164	5-38	202	34/ 16/ 0	8-44.1	5-50	0-0	19	2	1	1	0	1	2/2	-	1/3	33:39
9	11/3	at NYG	[L]	16	6	9	1	5-14	329	60	5.5	126	20	6.3	203	2-27	230	38/ 23/ 0	3-36.0	8-63	1-1	17	2	0	2	0	0	2/2	-	1/1	26:56
10	11/10	vs. WAS	[W]	18	7	10	1	6-15	309	64	4.8	142	32	4.4	167	3-27	194	29/ 19/ 0	5-48.2	8-55	1-0	26	2	2	0	0	0	2/2	-	4/4	33:43
11	11/17	at HOU	[W]	16	5	11	0	4-12	321	58	5.5	122	28	4.4	199	5-25	224	25/ 15/ 1	6-43.0	7-62	1-0	24	3	1	2	0	0	3/3	-	1/2	28:52
12	11/24	at DAL	[L]	19	5	14	0	5-14	326	68	4.8	132	26	5.1	194	2-8	202	40/ 22/ 1	6-44.5	11-79	2-2	19	2	1	1	0	1	2/2	-	1/2	27:52
13	12/1	vs. PIT	[L]	13	4	7	2	3-11	226	47	4.8	102	21	4.9	124	3-22	146	23/ 12/ 0	6-41.7	0-0	0-0	23	3	1	2	0	0	2/2	0/1	1/1	21:19
14	12/8	vs. CLE	[L]	13	7	4	2	2-11	211	48	4.4	157	31	5.1	54	3-19	73	14/ 10/ 0	7-46.6	5-51	1-0	20	2	1	1	0	0	2/2	-	2/2	25:04
15	12/15	at CIN	[W]	20	6	13	1	3-12	321	61	5.3	109	30	3.6	212	3-11	223	28/ 19/ 0	5-42.0	5-54	0-0	29	4	1	3	0	0	3/3	1/1	0/0	30:01
16	12/22	vs. TEN	[L]	13	4	9	0	0-11	214	58	3.7	75	18	4.2	139	4-18	157	36/ 18/ 1	7-41.4	8-51	0-0	10	1	0	1	0	0	1/1	-	1/1	24:21
17	12/29	at IND	[L]	20	10	9	1	6-13	266	62	4.3	154	33	4.7	112	3-23	135	26/ 13/ 0	3-40.7	6-47	1-1	13	1	1	0	0	0	1/1	-	2/2	29:29
Totals				6-10 275	105	156	14	71-207	4,851 959	5.1	2,089 455	4.6	2,762	42-257	3,019 462/ 268/	9	81-44.2 89-685	6-Dec 328	38	19	18	1	2	33/33	3/5	19/27	28-39				

JACKSONVILLE JAGUARS 2002 DEFENSE GAME-BY-GAME

Wk.	Date	Opp	FIRST DOWNS			3 RD			TOT. OFFENSE			RUSHING			PASSING			PUNTS			PEN.			FUM.			Tot.				
			Tot	Run	Pass	Pen	DOWN	Yards	Plays	Avg.	Yards	Att.	Avg.	Net	Sacks	Gross	Att./ Cmp./ Int.	Int. Avg.	Yards	Lost	Pts.	TD	Rn	Ps	Rt	Sfty	PAT	2PT	FGs	T.O.P.	
1	9/8	vs. IND	[L]	18	5	13	0	9-14	307	60	5.1	104	28	3.7	203	1-8	211	31/ 19/ 0	3-47.3	2-14	2-2	28	4	0	3	1	0	4/4	-	0/1	27:27
2	9/15	at KC	[W]	18	7	11	0	6-13	336	61	5.5	140	28	5.0	196	1-3	199	32/ 16/ 2	4-43.5	5-48	0-0	16	1	0	1	0	0	1/1	-	3/3	28:16
4	9/29	vs. NYJ	[W]	18	2	15	1	5-13	345	63	5.5	78	22	3.5	267	2-14	281	39/ 21/ 2	3-48.3	4-25	4-2	3	0	0	0	0	0	0/0	-	1/1	26:34
5	10/6	vs. PHI	[W]	28	12	15	1	7-17	406	83	4.9	199	30	6.6	207	5-23	230	48/ 28/ 0	5-39.4	10-75	0-0	25	3	1	2	0	0	2/2	1/1	1/1	34:58
6	10/13	at TEN	[L]	25	10	14	1	10-17	370	77	4.8	152	40	3.8	218	1-8	226	36/ 26/ 0	1-30.0	5-55	2-1	23	2	1	1	0	0	2/2	-	3/4	37:43
7	10/20	at BAL	[L]	16	6	9	1	6-14	261	62	4.2	118	32	3.7	143	2-9	152	28/ 14/ 0	6-35.7	4-30	2-2	17	2	0	2	0	0	2/2	-	1/2	27:59
8	10/27	vs. HOU	[L]	12	3	7	2	3-13	242	53	4.6	81	31	2.6	161	4-23	184	18/ 11/ 0	7-37.6	9-60	2-1	21	2	1	1	0	0	1/1	1/1	2/3	26:21
9	11/3	at NYG	[L]	26	10	13	3	5-12	394	66	6.0	177	35	5.1	217	3-11	228	28/ 20/ 0	3-38.0	7-59	1-1	24	3	2	1	0	0	3/3	-	1/3	33:04
10	11/10	vs. WAS	[W]	23	3	16	4	3-12	307	69	4.4	68	16	4.3	239	2-17	256	51/ 27/ 3	5-31.4	6-49	1-0	7	1	0	1	0	0	1/1	-	0/1	26:17
11	11/17	at HOU	[W]	18	6	10	2	2-11	272	62	4.4	78	28	2.8	194	4-34	228	30/ 22/ 1	6-34.7	5-40	2-1	21	3	2	1	0	0	3/3	-	0/0	31:08
12	11/24	at DAL	[L]	21	7	12	2	2-9	405	58	7.0	118	31	3.8	287	3-14	301	24/ 16/ 2	5-38.8	10-75	2-1	21	3	1	2	0	0	3/3	-	0/1	32:08
13	12/1	vs. PIT	[L]	23	13	10	0	2-11	403	69	5.8	219	40	5.5	184	2-17	201	27/ 17/ 1	1-53.0	4-25	0-0	25	1	1	0	0	0	1/1	-	6/6	38:41
14	12/8	vs. CLE	[L]	21	8	11	2	7-15	417	71	5.9	173	33	5.2	244	3-20	264	35/ 21/ 2	5-39.8	10-68	0-0	21	3	1	2	0	0	3/3	-	0/2	34:56
15	12/15	at CIN	[W]	19	5	12	2	7-17	300	69	4.3	65	24	2.7	235	3-23	258	42/ 22/ 1	2-41.0	5-29	1-1	15	1	1	0	0	0	0/0	0/1	3/3	29:59
16	12/22	vs. TEN	[L]	20	8	11	1	4-11	298	62	4.8	175	40	4.4	123	0-0	123	22/ 14/ 0	6-39.7	4-30	0-0	28	4	2	1	1	0	4/4	-	0/1	35:39
17	12/29	at IND	[L]	18	7	9	2	5-13	272	57	4.8	126	29	4.3	146	0-0	146	28/ 20/ 0	3-36.0	6-35	1-1	20	2	1	1	0	0	2/2	-	2/2	30:31
Totals				6-10 324	112	188	24	83-212	5,335 1,042	5.1	2,071 487	4.3	3,264	36-224	3,488 519/ 314/	14	65-38.7 96-717	20-13 315	35	14	19	2	0	32/32	2/3	23/34	31-21				

JACKSONVILLE JAGUARS 2001 OFFENSE GAME-BY-GAME

Wk.	Date	Opp	FIRST DOWNS			TOT. OFFENSE			RUSHING			PASSING			PUNTS			FUM.			Tot.												
			Tot	Run	Pass	Pen	DOWN	Yards	Plays	Avg.	Yards	Att.	Avg.	Net	Sacks	Gross	Att./	Cmp./	Int.	Avg.		Yards	Lost	Pts.	TD	Rn	Ps	Rt	Sfty	PAT	2PT	Fgs	T.O.P.
1	9/9	vs PIT	16	6	9	1	4/12	299	56	5.3	101	29	3.5	198	1-0	198	26/	15/	0	6-45.7	4-31	2-20	21	3	0	3	0	0	3/3	-	0/1	28:50	
2	9/23	vs TEN	16	4	10	2	2/12	329	60	5.5	119	30	4.0	210	3-25	235	27/	17/	0	5-48.0	3-20	4-2	13	1	1	0	0	0	1/1	-	2/3	30:13	
3	9/30	vs CLE	14	5	8	1	4/12	259	58	4.5	98	19	5.2	161	2-9	170	37/	19/	2	6-47.8	8-63	2-0	14	2	0	1	1	0	2/2	-	0/1	24:20	
4	10/7	at SEA	18	3	14	1	4/14	256	63	4.1	57	21	2.7	199	3-34	233	39/	21/	0	4-44.5	4-24	3-2	15	1	0	1	0	0	-	0/1	3/4	26:54	
6	10/18	vs BUF	14	6	7	1	3/10	247	51	4.8	115	21	5.5	132	4-18	150	26/	16/	2	5-45.0	3-35	2-0	10	1	0	1	0	0	1/1	-	1/1	24:26	
7	10/28	at BAL	19	4	12	3	3/10	365	55	6.6	81	15	5.4	284	3-22	306	37/	25/	0	3-43.3	10-70	1-1	17	2	0	2	0	0	2/2	-	1/1	26:16	
8	11/4	at TEN	20	5	13	2	3/9	309	54	5.7	70	17	4.1	239	5-22	261	32/	21/	1	5-44.2	3-14	2-0	24	3	2	1	0	0	3/3	-	1/1	22:12	
9	11/11	vs CIN	21	9	10	2	3/11	261	60	4.4	97	25	3.9	164	3-25	189	32/	20/	0	8-44.9	6-32	1-0	30	4	2	2	0	1	4/4	-	0/0	28:08	
10	11/18	at PIT	14	1	10	3	3/11	234	52	4.5	48	16	3.0	186	5-39	225	31/	17/	0	7-46.6	7-35	4-3	7	1	0	0	1	0	1/1	-	0/1	25:09	
11	11/25	vs BAL	19	4	14	1	4/12	305	61	5.0	75	19	3.9	230	4-29	259	38/	23/	0	7-40.4	9-58	1-0	21	3	2	1	0	0	3/3	-	0/1	26:26	
12	12/3	vs GB	20	2	16	2	5/15	348	73	4.8	62	23	2.7	286	5-25	311	45/	26/	2	6-40.8	13-111	2-2	21	2	0	1	1	0	1/1	1/1	2/3	30:53	
13	12/9	at CIN	17	2	14	1	8/16	255	65	3.9	62	25	2.5	193	8-49	242	32/	23/	1	7-39.6	7-40	1-0	14	2	0	2	0	0	2/2	-	0/1	31:06	
14	12/16	at CLE	19	8	10	1	8/18	282	76	3.7	128	33	3.9	154	8-48	202	35/	20/	2	3-44.3	9-85	2-1	15	1	0	1	0	0	0/1	-	3/3	37:13	
15	12/23	at MIN	23	12	11	0	9/14	423	62	6.8	214	37	5.8	209	1-8	217	24/	17/	0	1-53.0	3-34	0-0	33	3	2	1	0	0	3/3	-	4/4	34:08	
16	12/30	vs KC	22	9	12	1	3/11	431	67	6.4	182	26	7.0	249	4-34	283	37/	22/	1	4-42.8	5-44	2-2	26	3	2	1	0	1	3/3	-	1/2	27:20	
17	1/6	at CHI	17	5	11	1	4/11	237	56	4.2	91	16	5.7	146	4-43	189	36/	19/	3	5-35.0	3-14	0-0	13	2	0	2	0	0	1/2	-	0/1	24:47	
Totals			6-10	289	85	181	23	70/198	4,840	969	5.0	1,600	372	4.3	3,240	63-430	3670	534/	321/	14	82-43.6	97-710	29-13	294	34	11	20	3	2	30/32	1/2	18/28	28:01

JACKSONVILLE JAGUARS 2001 DEFENSE GAME-BY-GAME

Wk.	Date	Opp	FIRST DOWNS			TOT. OFFENSE			RUSHING			PASSING			PUNTS			FUM.			Tot.												
			Tot	Run	Pass	Pen	DOWN	Yards	Plays	Avg.	Yards	Att.	Avg.	Net	Sacks	Gross	Att./	Cmp./	Int.	Avg.		Yards	Lost	Pts.	TD	Rn	Ps	Rt	Sfty	PAT	2PT	Fgs	T.O.P.
1	9/9	vs PIT	15	5	9	1	6/16	281	68	4.1	120	28	4.3	161	3-20	181	37/	21/	2	5-35.4	4-29	5-2	3	0	0	0	0	0	0/0	-	1/1	31:10	
2	9/23	vs TEN	13	5	7	1	1/14	264	62	4.3	87	22	4.0	177	4-38	215	36/	21/	0	6-47.0	6-65	0-0	6	0	0	0	0	0	0/0	-	2/3	29:47	
3	9/30	vs CLE	19	6	13	0	9/16	321	73	4.4	95	36	2.6	226	3-23	249	34/	24/	1	5-38.4	5-47	2-2	23	2	1	0	1	0	2/2	-	3/3	35:40	
4	10/7	at SEA	21	9	11	1	4/12	395	61	6.5	185	36	5.1	210	2-9	219	23/	15/	1	6-39.2	7-60	1-1	24	3	2	1	0	0	3/3	-	1/2	33:06	
6	10/18	vs BUF	19	5	12	2	6/14	317	67	4.7	98	35	2.8	219	2-19	238	30/	23/	0	4-37.0	5-31	0-0	13	1	0	1	0	0	1/1	-	2/4	35:34	
7	10/28	at BAL	23	7	15	1	6/13	305	68	4.5	114	32	3.6	191	5-31	222	31/	23/	1	5-32.4	4-34	2-0	18	2	1	1	0	0	0/0	0/2	2/2	33:44	
8	11/4	at TEN	27	10	16	1	9/15	362	71	5.1	146	33	4.4	216	4-25	241	34/	27/	0	4-57.5	8-48	0-0	28	4	2	2	0	0	4/4	-	0/2	37:48	
9	11/11	vs CIN	18	2	16	0	9/19	352	75	4.7	73	23	3.2	279	4-24	303	48/	28/	1	7-46.7	10-107	3-0	13	1	1	0	0	0	1/1	-	2/2	31:52	
10	11/18	at PIT	20	7	13	0	6/15	402	69	5.8	145	34	4.3	257	2-9	266	33/	21/	0	8-45.9	9-65	0-0	20	2	1	1	0	0	2/2	-	2/2	34:51	
11	11/25	vs BAL	24	6	17	1	8/15	361	74	4.9	115	42	2.7	246	2-13	259	30/	21/	1	5-37.4	6-39	4-1	24	3	2	1	0	0	3/3	-	1/2	33:34	
12	12/3	vs GB	20	3	13	4	3/13	389	64	6.1	37	21	1.8	352	1-10	362	42/	24/	0	7-46.9	9-81	2-1	28	4	1	3	0	0	4/4	-	0/2	29:07	
13	12/9	at CIN	12	3	9	0	3/13	200	58	3.4	60	27	2.2	140	1-7	147	30/	16/	1	6-35.5	7-54	0-0	10	1	1	0	0	0	1/1	-	1/1	28:54	
14	12/16	at CLE	11	3	8	0	3/11	220	48	4.6	47	15	3.1	173	3-11	184	30/	21/	1	3-27.3	5-72	2-1	10	1	0	0	1	0	1/1	-	1/1	22:47	
15	12/23	at MIN	16	3	11	2	4/14	214	60	3.6	28	14	2.0	186	4-32	218	42/	24/	1	6-35.0	3-33	2-1	3	0	0	0	0	0/0	-	1/1	25:52		
16	12/30	vs KC	23	5	15	3	4/11	365	68	5.4	92	31	3.0	273	2-21	294	35/	26/	2	3-40.3	5-55	4-2	30	3	1	2	0	0	3/3	-	3/3	32:40	
17	1/6	at CHI	19	10	8	1	6/16	322	70	4.6	169	40	4.2	153	1-6	159	29/	19/	0	3-32.7	3-14	1-1	33	3	2	1	0	0	3/3	-	4/4	35:13	
Totals			6-10	300	89	193	18	87/227	5,070	1,056	4.8	1,611	469	3.4	3,459	43-298	757	544/	354/	12	83-40.5	96-834	28-12	286	30	15	13	2	0	28/28	0/2	26/35	31:59

JACKSONVILLE JAGUARS 2000 OFFENSE GAME-BY-GAME

Wk.	Date	Opp	FIRST DOWNS			3 RD	TOT. OFFENSE			RUSHING			PASSING			PUNTS			FUM.	Tot.												
			Tot	Run	Pass		Pen	DOWN	Yards	Plays	Avg.	Yards	Att.	Avg.	Net	Sacks	Gross	Att./			Cmp./	Int.	Avg.	Yards	Pen.	Lost	Pts.	TD	Rn	Ps	Rt	Sfty
1	9/3	at CLE	[W]	28	9	19	0	10/16	398	78	5.1	119	40	3.0	279	4-22	301	34/24	0	3-39.0	1-5	1-0	27	3	2	1	0	0	3/3	-	2/2	37:10
2	9/10	at BAL	[L]	22	3	15	4	5/14	421	75	5.6	46	21	2.2	375	4-11	386	50/28	2	3-38.0	10-60	4-2	36	3	0	3	0	0	3/3	-	5/5	31:23
3	9/17	vs CIN	[W]	15	4	9	2	4/16	241	65	3.7	84	29	2.9	157	4-19	176	32/20	1	7-42.3	7-76	0-0	13	1	0	1	0	0	1/1	-	2/3	31:29
4	9/25	at IND	[L]	18	5	12	1	5/14	286	65	4.4	97	24	4.0	189	5-40	229	36/21	2	9-43.2	4-40	1-0	14	2	0	2	0	0	2/2	-	0/0	27:38
5	10/1	vs PIT	[L]	17	1	16	0	5/15	206	68	3.0	26	16	1.6	180	7-45	225	45/23	1	4-50.0	10-75	1-1	13	1	0	1	0	0	1/1	-	2/2	24:50
6	10/8	vs BAL	[L]	22	5	16	1	8/15	348	73	4.8	95	27	3.5	253	3-7	260	43/29	3	5-38.0	6-34	8-3	10	1	1	0	0	1/1	-	1/2	31:48	
7	10/16	at TEN	[L]	13	4	7	2	4/14	304	58	5.2	143	26	5.5	161	5-35	196	27/18	0	5-44.6	5-40	2-2	13	1	1	0	0	1/1	-	2/2	26:53	
8	10/22	vs WAS	[L]	21	7	13	1	8/17	385	74	5.2	146	26	5.6	239	6-32	271	42/21	2	5-48.0	5-42	3-2	16	1	0	1	0	0	1/1	-	3/3	32:18
9	10/29	at DAL	[W]	18	8	9	1	7/15	392	62	6.3	161	38	4.2	231	0-0	231	24/20	0	5-43.6	8-50	0-0	23	3	0	3	0	0	2/2	-	1/2	33:36
11	11/12	vs SEA	[L]	24	8	15	1	6/12	437	64	6.8	122	26	4.7	315	5-25	340	33/24	0	4-42.5	7-55	2-1	21	3	2	1	0	0	3/3	-	0/0	30:48
12	11/19	at PIT	[W]	20	11	9	0	6/14	417	70	6.0	240	36	6.7	177	3-13	190	31/17	1	5-42.8	8-55	1-1	34	4	3	1	0	0	4/4	-	2/2	34:20
13	11/26	vs TEN	[W]	16	5	11	0	6/14	334	56	6.0	111	28	4.0	223	3-14	237	25/15	2	3-53.7	4-25	0-0	16	1	0	1	0	0	1/1	-	3/3	29:19
14	12/3	vs CLE	[W]	28	15	11	2	10/18	449	82	5.5	244	47	5.2	205	2-13	218	33/16	0	5-39.2	9-59	0-0	48	6	5	1	0	0	6/6	-	2/2	37:11
15	12/10	vs ARZ	[W]	25	14	10	1	5/12	469	66	7.1	214	45	4.8	255	0-0	255	21/15	0	1-55.0	2-15	0-0	44	5	2	3	0	0	5/5	-	3/3	34:56
16	12/17	at CIN	[L]	17	8	9	0	6/15	276	63	4.4	114	34	3.4	162	1-8	170	28/19	0	8-28.9	6-47	3-1	14	2	1	1	0	0	2/2	-	0/1	37:15
17	12/23	at NYG	[L]	14	2	12	0	5/14	327	61	5.4	70	18	3.9	257	2-5	262	41/23	1	7-42.4	3-25	1-1	25	3	1	2	0	0	2/2	1/1	1/1	25:39
Totals	7-9	318	109	193	16	100/235	5,690	1,080	5.3	2,032	481	4.2	3,658	54-289	3,947	545/333/15	79-41.9	95-703	27-14	367	40	18	22	0	18	22	0	38/38	1/1	29/33	31:32	

JACKSONVILLE JAGUARS 2000 DEFENSE GAME-BY-GAME

Wk.	Date	Opp	FIRST DOWNS			3 RD	TOT. OFFENSE			RUSHING			PASSING			PUNTS			FUM.	Tot.												
			Tot	Run	Pass		Pen	DOWN	Yards	Plays	Avg.	Yards	Att.	Avg.	Net	Sacks	Gross	Att./			Cmp./	Int.	Avg.	Yards	Pen.	Lost	Pts.	TD	Rn	Ps	Rt	Sfty
1	9/3	at CLE	[W]	9	2	7	0	3/10	249	44	5.7	96	16	6.0	153	1-7	160	27/19	0	5-50.8	3-25	1-1	7	1	0	1	0	0	1/1	-	0/0	22:50
2	9/10	at BAL	[L]	17	4	11	2	3/13	331	61	5.4	89	18	4.9	242	3-20	262	40/23	2	7-41.1	8-65	1-0	39	5	0	5	0	0	4/4	1/1	1/1	28:37
3	9/17	vs CIN	[W]	14	4	7	3	4/17	233	69	3.4	71	23	3.1	162	5-21	183	41/18	2	7-42.0	6-44	3-2	0	0	0	0	0	0/0	-	0/2	28:31	
4	9/25	at IND	[L]	21	4	16	1	5/12	533	64	8.3	93	28	3.3	440	0-0	440	36/23	0	5-47.4	11-90	1-1	43	5	1	4	0	1	5/5	-	2/2	32:22
5	10/1	vs PIT	[L]	22	13	5	4	4/11	332	62	5.4	209	44	4.8	123	2-9	132	16/10	1	3-34.0	7-55	2-2	24	3	3	0	0	3/3	-	1/1	35:10	
6	10/8	vs BAL	[L]	10	1	9	0	3/17	194	66	2.9	56	25	2.2	138	2-16	154	39/17	0	9-41.9	5-25	1-1	15	0	0	0	0	0/0	-	5/5	28:12	
7	10/16	at TEN	[L]	18	8	10	0	6/12	409	59	6.9	175	38	4.6	234	0-0	234	21/13	0	3-49.3	10-89	1-1	27	3	1	2	0	0	3/3	-	2/3	33:07
8	10/22	vs WAS	[L]	18	9	8	1	2/9	399	54	7.4	130	30	4.3	269	0-0	269	24/16	1	6-45.0	6-59	1-1	35	5	2	3	0	0	5/5	-	0/0	27:42
9	10/29	at DAL	[W]	22	9	11	2	5/9	325	59	5.5	118	32	3.7	207	2-13	220	25/17	1	3-40.7	7-54	3-2	17	2	1	1	0	0	2/2	-	1/1	30:08
11	11/12	vs SEA	[L]	22	6	12	4	8/15	326	66	4.9	96	32	3.0	230	1-1	231	33/22	0	6-44.8	5-50	3-0	28	4	1	3	0	0	4/4	-	0/0	29:12
12	11/19	at PIT	[W]	15	7	7	1	5/12	302	56	5.4	147	24	6.1	155	5-33	188	27/13	2	4-46.0	4-30	3-3	24	3	2	1	0	0	1/1	1/2	1/2	25:40
13	11/26	vs TEN	[W]	17	6	10	1	6/14	334	57	5.9	117	31	3.8	217	2-11	228	24/13	0	5-38.2	4-40	1-0	13	1	1	0	0	1/1	-	2-3	30:41	
14	12/3	vs CLE	[W]	2	1	0	1	0/12	53	42	1.3	62	18	3.4	-9	6-42	33	18/7	0	12-43.1	9-85	2-1	0	0	0	0	0	0/0	-	0/0	22:49	
15	12/10	vs ARZ	[W]	11	2	9	0	6/13	189	49	3.9	40	19	2.1	149	4-32	181	26/15	1	5-47.8	4-53	0-0	10	1	0	1	0	0	1/1	-	1/2	25:04
16	12/17	at CIN	[L]	15	6	7	2	5/10	263	53	5.0	106	27	3.9	157	4-14	171	22/10	1	5-36.2	6-40	3-3	17	2	1	0	1	0	2/2	-	1/1	22:45
17	12/23	at NYG	[L]	19	3	15	1	9/17	373	73	5.1	80	31	2.6	293	3-28	321	39/22	1	5-29.8	1-10	0-0	28	4	1	2	1	0	4/4	-	0/1	34:21
Totals	7-9	252	85	144	23	74/203	4,845	934	5.2	1,685	436	3.9	3,160	40-247	3,407	458/258/12	90-42.5	96-814	26-18	327	39	14	23	2	1	36/36	2/3	17/24	28:28			

JACKSONVILLE JAGUARS 1999 OFFENSE GAME-BY-GAME

Wk.	Date	Opp	FIRST DOWNS			3 RD			TOT. OFFENSE			RUSHING			PASSING			PUNTS			FUM.			Tot.											
			Tot	Run	Pass	Pen	DOWN	Yards	Plays	Avg.	Yards	Att.	Avg.	Net	Sacks	Gross	Att./	Cmp./	Int.	Avg.	Yards	Pen.	Lost	Pts.	TD	Rn	Ps	Rt	Sfty	PAT	2PT	FGs	T.O.P.		
1	9/12	vs SF	[W]	18	7	11	0	2/13	344	67	5.1	247	2-18	265	31/	22/	0	5-43.4	6-57	0-0	41	4	1	1	2	0	0	0	3/3	1/1	4/4	35:02			
2	9/19	at CAR	[W]	27	12	14	1	7/16	414	80	5.2	200	2-14	214	32/	20/	0	3-47.7	5-35	1-1	22	2	0	0	0	0	0	1/1	0/1	3/4	38:09				
3	9/26	vs TEN	[L]	22	7	14	1	6/16	369	75	4.2	232	0-0	232	42/	22/	3	5-45.8	9-79	2-1	19	2	0	1	1	1	1	2/2	-	1/1	32:06				
4	10/3	at PIT	[W]	13	6	5	2	3/15	204	61	3.3	80	1-5	85	25/	10/	1	8-41.5	5-32	0-0	17	1	0	1	0	2	1/1	-	2/2	28:47					
5	10/11	at NYJ	[W]	16	11	5	0	7/17	322	71	4.5	197	2-18	215	35/	21/	0	7-45.9	7-67	2-1	16	1	1	0	0	0	1/1	-	3/3	32:33					
6	10/17	vs CLE	[W]	21	4	16	1	7/14	325	66	4.9	222	0-0	222	33/	24/	0	4-44.0	7-55	0-0	24	2	1	1	0	0	1/1	1/1	3/3	32:24					
8	10/31	at CIN	[W]	23	10	13	0	6/11	377	64	5.9	194	2-20	214	28/	17/	0	2-44.5	2-16	0-0	41	5	3	2	0	0	5/5	-	2/2	30:01					
9	11/7	at ATL	[W]	20	8	12	0	10/19	367	71	5.2	215	3-23	238	34/	19/	0	4-41.8	5-40	1-0	30	3	0	3	0	0	3/3	-	3/4	34:24					
10	11/14	vs BAL	[W]	9	1	6	2	6/19	132	61	2.2	85	6-33	118	29/	20/	0	9-42.6	4-30	1-0	6	0	0	0	0	0	0/0	-	2/3	32:51					
11	11/21	vs NO	[W]	30	9	17	4	3/7	494	62	8.0	355	3-17	372	32/	21/	1	2-26.0	4-50	0-0	41	5	2	2	1	0	5/5	-	2/2	27:52					
12	11/28	at BAL	[W]	24	3	20	1	9/18	388	75	5.2	328	3-10	338	47/	27/	2	6-43.2	8-41	1-1	30	4	1	2	1	0	2/2	2/2	0/0	32:35					
13	12/2	vs PIT	[W]	24	7	15	2	7/15	466	73	6.4	298	2-10	308	37/	25/	0	5-29.6	9-98	3-1	20	2	1	1	0	0	2/2	-	2/2	36:06					
14	12/13	vs DEN	[W]	18	9	6	3	4/13	265	60	4.4	104	3-11	115	25/	11/	0	7-41.1	3-20	4-0	27	3	3	0	0	0	3/3	-	2/2	27:35					
15	12/19	at CLE	[W]	20	7	13	0	6/14	442	67	6.6	261	1-6	267	33/	21/	1	3-43.0	4-57	1-1	24	3	2	1	0	0	3/3	-	1/3	31:44					
16	12/26	at TEN	[L]	16	5	8	3	1/9	237	55	4.3	172	4-24	196	33/	12/	3	6-38.5	4-29	1-0	14	2	1	0	1	0	2/2	-	0/0	21:30					
17	1/2	vs CIN	[W]	30	10	19	1	8/14	440	77	5.7	305	2-12	317	39/	28/	0	2-48.0	8-49	1-1	24	3	2	1	0	0	3/3	-	1/3	37:37					
Totals				14-2	331	116	194	21	92/230	5,586	1,085	5.1	2,091	514	4.1	3,495	36-221	3,716	535/	320/	11	78-41.8	90-755	18-7	396	42	20	16	6	3	37/37	4/5	31/38	31-57	
Div.				1/15	vs MIA	[W]	21	10	1	8/16	520	68	7.6	257	46	5.6	263	2-14	277	20/	12/	1	5-39.0	7-51	1-1	62	8	3	4	1	0	8/8	-	2/3	35:23
AFC				1/23	vs TEN	[L]	20	5	13	2	3/10	360	64	5.6	144	23	6.3	216	3-10	226	38/	19/	2	3-45.3	9-100	5-4	14	2	1	0	0	2/2	-	0/0	28-24

JACKSONVILLE JAGUARS 1999 DEFENSE GAME-BY-GAME

Wk.	Date	Opp	FIRST DOWNS			3 RD			TOT. OFFENSE			RUSHING			PASSING			PUNTS			FUM.			Tot.										
			Tot	Run	Pass	Pen	DOWN	Yards	Plays	Avg.	Yards	Att.	Avg.	Net	Sacks	Gross	Att./	Cmp./	Int.	Avg.	Yards	Pen.	Lost	Pts.	TD	Rn	Ps	Rt	Sfty	PAT	2PT	FGs	T.O.P.	
1	9/12	vs SF	[W]	11	3	6	2	1/14	203	59	3.4	109	4-32	141	35/	14/	3	8-46.5	2-10	3-2	3	0	0	0	0	0	0	0/0	-	1/1	24:58			
2	9/19	at CAR	[W]	16	5	11	0	2/9	283	48	5.9	196	4-20	216	26/	16/	1	5-45.0	5-37	0-0	20	3	0	3	0	0	2/2	0/1	0/0	21:51				
3	9/26	vs TEN	[L]	15	2	12	1	4/13	242	60	4.0	191	2-13	204	32/	17/	1	6-37.0	9-82	2-1	20	2	0	2	0	0	2/2	-	2/2	27:54				
4	10/3	at PIT	[W]	14	5	8	1	5/16	216	67	3.2	99	4-27	126	32/	15/	1	6-44.3	7-65	4-1	3	0	0	0	0	0	0/0	-	1/1	31:13				
5	10/11	at NYJ	[W]	13	6	7	0	3/16	230	66	3.5	141	4-23	164	38/	19/	2	7-45.1	2-15	1-0	6	0	0	0	0	0	0/0	-	2/2	27:27				
6	10/17	vs CLE	[W]	16	4	10	2	7/14	243	55	4.4	130	4-31	161	23/	18/	0	7-35.4	6-55	2-1	7	1	0	1	0	0	1/1	-	0/0	27:36				
8	10/31	at CIN	[W]	14	4	10	0	8/16	300	63	4.8	207	4-21	228	36/	20/	2	4-39.5	4-24	1-1	10	1	0	1	0	0	1/1	-	1/1	29:59				
9	11/7	at ATL	[W]	10	1	9	0	4/13	182	50	3.6	140	9-63	203	30/	17/	3	6-36.8	5-34	2-1	7	1	0	1	0	0	1/1	-	0/0	25:36				
10	11/14	vs BAL	[W]	13	4	8	1	2/14	242	61	4.0	154	4-22	176	33/	17/	0	9-37.9	6-29	3-1	3	0	0	0	0	0	0/0	-	1/1	27:09				
11	11/21	vs NO	[W]	21	8	12	1	6/12	339	58	5.8	233	2-18	251	27/	18/	1	4-43.0	8-42	2-0	23	3	3	0	0	0	2/2	0/1	1/2	32:08				
12	11/28	at BAL	[W]	14	3	11	0	3/12	280	59	4.7	199	3-15	214	34/	17/	1	5-37.8	6-39	4-2	23	2	0	2	0	0	2/2	-	3/3	27:25				
13	12/2	vs PIT	[W]	15	3	10	2	1/11	235	57	4.1	172	3-22	194	39/	19/	0	6-52.7	9-76	2-0	6	0	0	0	0	0	0/0	-	2/2	23:54				
14	12/13	vs DEN	[W]	18	4	13	1	7/14	358	61	5.9	268	1-7	275	33/	21/	2	6-41.5	9-83	4-0	24	3	1	2	0	0	3/3	-	1/1	32:25				
15	12/19	at CLE	[W]	19	5	12	2	7/16	269	67	4.0	197	6-44	241	41/	24/	0	8-42.5	5-40	1-1	14	2	1	1	0	0	2/2	-	0/0	28:16				
16	12/26	at TEN	[L]	26	9	15	2	11/18	476	76	6.3	328	0-0	328	39/	26/	0	4-40.0	4-33	0-0	41	5	0	5	0	0	5/5	-	2/2	38:30				
17	1/2	vs CIN	[W]	13	6	5	2	1/7	236	44	5.4	126	3-15	141	23/	13/	2	5-36.2	6-64	0-0	7	1	1	0	0	0	1/1	-	0/0	22:23				
Totals				14-2	248	72	159	17	72/215	4,334	951	4.6	1,444	373	3.9	2,890	57-373	3,263	521/	291/	19	96-41.4	93-728	31-11	217	24	6	18	0	0	22/22	0/2	17/18	28-03
Div.				1/15	vs MIA	[W]	10	0	6	4	2/13	131	64	2.0	18	1.2	110	5-31	141	41/	16/	2	9-39.6	9-88	6-5	7	1	0	1	0	1/1	-	0/0	24:37
AFC				1/23	vs TEN	[L]	17	8	7	2	3/10	289	58	5.0	177	34	5.2	112	23/	14/	1	5-39.8	5-39	5-3	33	4	2	1	0	4/4	-	1/1	31:36	

JACKSONVILLE JAGUARS 1998 OFFENSE GAME-BY-GAME

Wk.	Date	Opp	FIRST DOWNS			3 RD	TOT. OFFENSE			RUSHING			PASSING			PUNTS			FUM.			Tot.											
			Tot	Run	Pass		Pen	DOWN	Yards	Plays	Avg.	Yards	Att.	Avg.	Gross	Att./	Cmp./	Int.	Avg.	Yards	Lost		Pts.	TD									
1	9/6	at CHI	[W]	21	10	11	0	7/14	367	69	5.3	160	33	4.8	207	35/	22/	2	5-43.0	3-26	4-1	24	3	1	2	0	0	3/3	-	1/1	29:50		
2	9/13	vs KC	[W]	19	9	7	3	6/12	256	58	4.5	145	38	4.0	111	126	18/	11/	0	4-36.8	6-44	0-0	21	3	1	1	1	0	3/3	-	0/2	29:44	
3	9/20	vs BAL	[W]	21	4	16	1	4/14	519	69	7.5	154	32	4.8	365	376	34/	25/	0	8-38.0	8-60	1-1	24	3	1	2	0	0	3/3	-	1/2	33:51	
4	9/27	at TEN	[W]	19	6	10	3	8/15	297	67	4.4	148	37	4.0	149	155	28/	17/	2	3-51.3	10-72	1-1	27	3	1	2	0	0	3/3	-	2/2	32:54	
6	10/12	vs MIA	[W]	12	5	6	1	2/10	385	43	9	186	23	8.1	199	2-14	12/	1	7-44.7	8-86	1-0	28	4	2	2	0	0	4/4	-	0/1	20:54		
7	10/18	at BUF	[L]	16	7	9	0	7/16	238	65	3.7	134	34	3.9	104	119	28/	16/	0	5-52.4	8-58	1-0	16	1	1	0	0	1/1	-	3/3	34:02		
8	10/25	at DEN	[L]	24	5	18	1	5/14	348	69	5	66	16	4.1	282	353	46/	28/	0	4-39.5	9-56	2-1	24	3	0	3	0	0	3/3	-	1/2	26:13	
9	11/ 1	at BAL	[W]	20	8	10	2	5/10	364	56	6.5	111	32	3.5	253	258	22/	15/	1	3-45.0	10-73	0-0	45	6	2	2	2	0	6/6	-	1/1	28:04	
10	11/ 8	vs CIN	[W]	14	9	5	0	4/13	272	55	4.9	137	32	4.2	135	146	21/	9/	0	5-46.2	9-58	1-1	24	3	1	1	1	0	3/3	-	1/1	24:10	
11	11/15	vs TB	[W]	18	8	10	0	7/16	374	68	5.5	144	28	5.1	230	248	37/	22/	0	6-50.3	8-58	1-0	29	3	3	0	0	2/2	0/1	3/3	31:11		
12	11/22	at PIT	[L]	17	6	10	1	9/16	301	69	4.4	97	26	3.7	204	212	42/	18/	3	6-49.8	5-30	1-1	15	2	1	1	0	0	1/1	1/1	0/0	25:16	
13	11/29	at CIN	[W]	16	1	14	1	7/17	322	65	5	79	29	2.7	243	1-1	244	35/	19/	0	6-45.5	7-51	0-0	34	4	0	4	0	0	4/4	-	2/2	29:25
14	12/ 6	vs DET	[W]	24	12	8	4	8/13	426	68	6.3	205	43	4.8	221	1-7	228	24/	15/	0	2-40.5	7-45	0-0	37	4	2	2	0	0	4/4	-	3/3	35:39
15	12/13	vs TEN	[L]	15	4	9	2	4/12	241	54	4.5	69	23	3.0	172	178	29/	18/	1	6-50.7	9-65	1-0	13	1	1	0	0	0	1/1	-	2/2	29:51	
16	12/20	at MIN	[L]	15	9	3	3	3/13	207	59	3.5	138	28	4.9	69	4-19	88	27/	12/	2	8-43.6	7-56	3-2	10	1	0	1	0	0	1/1	-	1/1	26:28
17	12/28	vs PIT	[W]	16	8	7	1	8/15	297	55	5.4	129	33	3.9	168	3-24	192	19/	10/	0	7-42.4	7-60	1-0	21	3	2	1	0	0	3/3	-	0/0	26:13
Totals			11-5	287	111	153	23	94/220	5,214	989	5.3	2,102	487	4.3	3,112	39-231	3,343	463/	269/	12	85-45.0	121-898	18-8	392	47	19	24	4	0	45/45	1/2	21/26	28:59
WC	1/3	vs NE	[W]	17	6	9	2	7/18	308	73	4.2	160	37	4.3	148	2-13	161	34/	14/	0	6-44.8	25	2-0	25	2	1	1	0	0	1/1	0/1	4/4	30:00
DIV	1/10	at NYJ	[L]	14	5	8	1	4/12	251	53	4.7	95	22	4.3	156	0-0	156	31/	12/	3	3-37.0	24	1-1	24	3	0	3	0	0	3/3	-	1/1	20:44

JACKSONVILLE JAGUARS 1998 DEFENSE GAME-BY-GAME

Wk.	Date	Opp	FIRST DOWNS			3 RD	TOT. OFFENSE			RUSHING			PASSING			PUNTS			FUM.			Tot.											
			Tot	Run	Pass		Pen	DOWN	Yards	Plays	Avg.	Yards	Att.	Avg.	Gross	Att./	Cmp./	Int.	Avg.	Yards	Lost		Pts.	TD									
1.	9/6	at CHI	[W]	16	9	6	1	5/13	321	61	5.3	132	34	3.9	189	0-0	189	27/	16/	0	4-45.5	4-26	2-2	23	2	1	0	1	0	2/2	-	3/4	30:10
2	9/13	vs KC	[W]	23	7	14	2	3/11	364	64	5.7	111	25	4.4	253	2-10	263	37/	23/	0	4-43.3	5-54	3-2	16	1	1	0	0	0	1/1	-	3/3	30:16
3	9/20	vs BAL	[W]	11	3	8	0	2/15	313	61	5.1	81	25	3.2	232	2-16	248	34/	17/	1	10-49.1	7-54	0-0	10	1	0	1	0	0	1/1	-	1/1	26:09
4	9/27	at TEN	[W]	15	4	9	2	5/13	219	57	3.8	40	20	2.0	179	4-29	208	33/	17/	2	3-50.3	9-73	3-1	22	2	0	2	0	0	1/1	0/1	3/3	27:06
6	10/12	vs MIA	[W]	25	7	16	2	6/14	374	79	4.7	67	28	2.4	307	2-16	323	49/	30/	1	6-41.7	11-89	1-1	21	3	1	2	0	0	3/3	-	0/1	39:06
7	10/18	at BUF	[L]	22	7	12	3	8/15	337	63	5.3	110	23	4.8	227	1-1	228	39/	18/	0	5-39.2	6-53	1-1	17	2	1	1	0	0	2/2	-	1/1	25:58
8	10/25	at DEN	[L]	24	10	12	2	6/14	465	71	6.5	170	36	4.7	295	0-0	295	35/	21/	0	3-41.7	8-54	0-0	37	4	3	1	0	0	4/4	-	3/3	33:47
9	11/ 1	at BAL	[W]	22	6	14	2	5/10	357	59	6.1	126	23	5.5	231	2-12	243	34/	27/	1	4-32.5	9-70	5-4	19	3	0	3	0	0	1/1	0/2	0/0	31:56
10	11/ 8	vs CIN	[W]	19	5	12	2	4/16	318	71	4.5	118	27	4.4	200	4-35	235	40/	24/	1	6-41.2	4-40	4-1	11	1	0	1	0	0	0/0	1/1	1/1	35:50
11	11/15	vs TB	[W]	13	8	5	0	4/13	343	59	5.8	157	33	4.8	186	2-8	194	24/	10/	2	6-45.8	7-52	1-1	24	3	0	3	0	0	3/3	-	1/1	28:49
12	11/22	at PIT	[L]	18	5	13	0	9/18	329	70	4.7	121	34	3.6	208	0-0	208	36/	25/	0	7-36.9	3-25	0-0	30	3	0	1	2	0	3/3	-	3/3	34:44
13	11/29	at CIN	[W]	20	6	12	2	5/15	355	68	5.2	131	24	5.5	224	1-10	234	43/	24/	2	4-49.8	3-27	3-2	17	2	1	1	0	0	2/2	-	1/2	30:35
14	12/ 6	vs DET	[W]	16	3	12	1	6/15	332	60	5.5	120	22	5.5	212	5-38	250	33/	14/	0	3-39.3	9-76	0-0	22	2	0	2	0	0	1/1	0/1	3/4	24:21
15	12/13	vs TEN	[L]	20	7	13	0	6/15	354	68	5.2	131	27	4.9	223	2-9	232	39/	22/	1	4-48.3	9-73	1-1	16	1	0	1	0	0	1/1	-	3/3	30:09
16	12/20	at MIN	[L]	25	11	12	2	4/12	417	71	5.9	180	33	5.5	237	1-7	244	37/	20/	0	5-48.6	8-108	0-0	50	6	1	4	1	0	5/5	0/1	3/3	33:32
17	12/28	vs PIT	[W]	20	10	8	2	3/13	361	75	4.8	205	36	5.7	156	2-18	174	37/	17/	2	4-41.0	7-79	1-1	3	0	0	0	0	0	0/0	-	1/2	33:47
Totals			11-5	309	108	178	23	81/222	5,559	1,057	5.3	2,000	450	4.4	3,559	30-209	3,768	577/	325/	13	78-43.5	109-953	25-17	338	36	9	23	4	0	30/30	1/6	30/35	31:01
WC	1/ 3	vs NE	[W]	14	3	11	0	5/15	206	65	3.2	35	19	1.8	171	2-19	190	44/	21/	1	8-47.3	6-50	4-2	10	1	1	0	0	1/1	-	1/1	28:00	
DIV	1/10	at NYJ	[L]	29	11	17	1	10/14	429	77	5.6																						

JACKSONVILLE JAGUARS 1997 OFFENSE GAME-BY-GAME

Wk.	Date	Opp	FIRST DOWNS			3 RD			TOT. OFFENSE			RUSHING			PASSING			PUNTS			FUM.			Tot.									
			Tot	Run	Pass	Pen	DOWN	Yards	Plays	Avg.	Yards	Att.	Avg.	Net	Sacks	Gross	Att./	Cmp./	Int.	Avg.	Yards	Lost	Pts.		TD	Rn	Ps	Rt	Sfty	PAT	2PT	FGS	T.O.P.
1	8/31	at BAL	[W]	19	6	13	0	7/14	411	63	6.5	108	31	3.5	303	3-14	317	29/	23/	0	5-45.2	11-64	1-1	28	4	2	2	0	0	4/4	-	0/1	31:59
2	9/7	vs NYG	[W]	22	7	12	3	6/17	375	75	5.0	123	39	3.2	252	1-0	252	35/	23/	0	6-51.5	9-71	1-1	40	4	4	0	0	0	4/4	-	4/4	39:39
4	9/22	vs PIT	[W]	23	5	16	2	9/17	343	72	4.8	40	26	1.5	303	3-25	328	43/	25/	0	1-38.0	4-35	0-0	30	3	1	1	1	0	3/3	-	3/5	33:55
5	9/28	at WAS	[L]	11	3	8	0	3/13	204	56	3.6	70	22	3.2	134	3-19	153	31/	16/	2	3-46.0	7-68	0-0	12	0	0	0	0	0	0/0	-	4/4	24:52
6	10/5	vs CIN	[W]	21	8	10	3	6/12	308	63	4.9	160	33	4.8	148	3-16	164	27/	14/	0	5-50.6	5-40	1-0	21	3	0	3	0	0	3/3	-	0/1	30:37
7	10/12	vs PHI	[W]	21	12	8	1	2/7	306	48	6.4	149	24	6.2	157	4-6	163	20/	15/	0	4-48.5	7-35	2-1	38	5	5	0	0	0	5/5	-	1/1	23:30
8	10/19	at DAL	[L]	15	3	11	1	5/11	271	51	5.3	42	18	2.3	229	2-13	242	31/	21/	1	5-53.8	10-98	0-0	22	3	0	3	0	0	2/2	1/1	0/0	26:36
9	10/26	at PIT ot	[L]	16	3	11	2	4/14	267	58	4.6	73	23	3.2	194	4-20	214	31/	15/	1	7-36.1	11-69	3-0	17	2	0	2	0	0	2/2	-	1/1	24:20
10	11/2	at TEN	[W]	17	7	9	1	6/16	290	65	4.5	135	31	4.4	155	3-14	169	31/	17/	1	4-51.8	6-65	1-1	30	3	1	1	1	0	3/3	-	3/3	33:24
11	11/9	vs KC	[W]	16	8	8	0	0/8	332	51	6.5	150	27	5.6	182	3-17	199	21/	9/	1	7-42.3	5-39	1-1	24	3	2	1	0	0	3/3	-	1/1	23:46
12	11/16	vs TEN	[W]	21	6	14	1	8/15	352	68	5.2	103	36	2.9	249	2-18	267	30/	22/	0	5-45.2	4-58	2-2	17	2	1	1	0	0	2/2	-	1/1	32:53
13	11/23	at CIN	[L]	20	7	12	1	3/10	415	58	7.2	135	24	5.6	280	1-6	286	33/	20/	1	1-56.0	5-41	2-2	26	2	1	1	0	0	2/2	-	4/4	24:06
14	11/30	vs BAL	[W]	23	7	14	2	7/16	404	72	5.6	91	31	2.9	313	1-4	317	40/	25/	1	2-41.5	11-122	0-0	29	2	1	1	0	0	2/2	-	5/5	35:11
15	12/7	vs NE	[L]	23	10	12	1	8/15	341	73	4.7	107	27	4	234	4-17	251	42/	25/	0	3-38.3	9-63	2-2	20	3	0	2	1	0	2/2	0/1	0/1	32:29
16	12/14	at BUF	[W]	20	5	15	0	4/13	388	65	6.0	91	31	2.9	297	2-20	317	32/	24/	1	4-38.5	3-35	0-0	20	2	2	0	0	0	2/2	-	2/2	31:33
17	12/21	at OAK	[W]	20	6	14	0	4/11	417	60	7.0	143	31	4.6	274	1-9	283	28/	19/	0	4-36.8	3-11	1-0	20	2	0	2	0	0	2/2	-	2/2	28:25
Totals	11-5	308	103	187	18	82/209	5,424	998	5,4	1,720	454	3.8	3,704	3,704	3,704	40-218	3922	504/	313/	9	66-44.9	110-914	17-11	394	43	20	20	3	0	41/41	1/2	31/36	29:40
WC 12/27	at DEN	[L]	14	3	9	2	3/10	237	49	4.8	50	14	3.6	187	3-16	203	32/	18/	1	4-29.5	9-54	1-1	17	2	1	0	1	0	2/2	-	1/1	19:01	

JACKSONVILLE JAGUARS 1997 DEFENSE GAME-BY-GAME

Wk.	Date	Opp	FIRST DOWNS			3 RD			TOT. OFFENSE			RUSHING			PASSING			PUNTS			FUM.			Tot.									
			Tot	Run	Pass	Pen	DOWN	Yards	Plays	Avg.	Yards	Att.	Avg.	Net	Sacks	Gross	Att./	Cmp./	Int.	Avg.	Yards	Lost	Pts.		TD	Rn	Ps	Rt	Sfty	PAT	2PT	FGS	T.O.P.
1	8/31	at BAL	[W]	22	5	16	1	7/13	373	61	6.1	72	17	4.2	301	3-21	322	41/	24/	3	3-43.7	3-20	0-0	27	3	0	3	0	0	3/3	-	2/2	28:01
2	9/7	vs NYG	[W]	13	3	8	2	2/12	206	53	3.9	39	16	2.4	167	2-15	182	35/	16/	1	9-45.2	9-79	2-2	13	2	1	1	0	0	1/1	0/1	0/0	20:21
4	9/22	vs PIT	[W]	19	7	10	2	5/9	306	48	6.4	153	30	5.1	153	2-2	155	16/	11/	1	2-39.0	6-82	1-1	21	3	1	2	0	0	3/3	-	0/1#	26:05
5	9/28	at WAS	[L]	20	7	13	0	11/17	336	70	4.8	113	42	2.7	223	4-21	244	24/	16/	1	2-42.5	2-15	2-2	24	3	0	3	0	0	3/3	-	1/2	35:08
6	10/5	vs CIN	[W]	17	10	6	1	5/14	348	61	5.7	148	29	5.1	200	5-32	232	27/	16/	0	5-46.4	11-80	0-0	13	2	2	0	0	0	1/2#	-	0/0	29:23
7	10/12	vs PHI	[W]	23	4	18	1	8/16	393	73	5.4	90	27	3.3	303	4-22	325	42/	27/	1	#5-32.0	8-65	2-1	21	3	0	3	0	0	3/3	-	0/1	36:30
8	10/19	at DAL	[L]	24	6	15	3	7/14	337	67	5.0	99	33	3	238	2-24	262	32/	21/	0	3-44.0	4-40	1-0	26	3	1	2	0	0	2/2	0/1	2/3	33:24
9	10/26	at PIT ot	[L]	26	8	17	1	9/17	439	82	5.4	141	37	3.8	298	3-19	317	42/	25/	1	5-42.6	5-54	3-2	23	3	1	2	0	0	2/2	-	1/1	41:27
10	11/2	at TEN	[W]	15	6	8	1	4/11	302	51	5.9	107	27	4	195	2-16	211	22/	13/	1	3-50.0	9-59	3-1	24	3	2	0	1	0	3/3	-	1/3	26:36
11	11/9	vs KC	[W]	22	9	13	0	7/18	413	85	4.9	148	29	5.1	265	6-49	314	50/	29/	2	4-46.0	6-48	5-3	10	1	0	1	0	0	0/0	0/1	1/2	27:07
12	11/16	vs TEN	[W]	17	6	9	2	3/12	320	56	5.7	136	33	4.1	184	0-0	184	23/	9/	2	6-42.0	6-37	0-0	9	1	0	1	0	0	0/0	-	1/1	36:14
13	11/23	at CIN	[L]	24	10	13	1	7/15	327	73	4.5	124	36	3.4	203	1-8	211	36/	26/	0	6-34.8	5-79	1-0	31	4	2	2	0	0	4/4	-	1/1	35:54
14	11/30	vs BAL	[W]	17	6	9	2	5/12	221	55	4.0	58	22	2.6	163	4-25	188	29/	18/	0	6-43.0	6-71	1-0	27	4	1	2	1	0	3/3	0/1	0/0	24:49
15	12/7	vs NE	[L]	16	1	14	1	4/13	282	57	4.9	55	20	2.9	227	2-7	234	35/	26/	0	4-41.5	5-31	1-0	26	2	0	2	0	0	2/2	-	4/5	27:31
16	12/14	at BUF	[W]	24	12	10	2	9/17	335	76	4.4	143	33	4.3	192	2-18	210	41/	19/	1	4-37.8	0-0	3-2	14	1	1	0	0	0	0/0	1/1	2/2	28:27
17	12/21	at OAK	[W]	19	7	11	1	9/16	300	67	4.5	108	24	4.5	192	6-52	244	37/	24/	0	6-42.0	5-40	1-1	9	1	0	1	0	0	0/0	0/1	1/1	31:35
Totals	11-5	318	107	190	21	102/226	5,238	1,035	5.1	1,734	455	3.8	3,504	3,504	48-331	3885	532/	320/	14	73-41.9	90-800	26-15	318	39	12	24	3	0	31/32	1/6	17/25	30:20	
WC 12/27	at DEN	[L]	28	18	8	2	12/16	511	76	6.7	310	49	6.3	201	3-22	223	24/	16/	0	3-33.0	9-94	3-2	42	6	5	1	0	0	6/6	-	0/0	40:59	

JACKSONVILLE JAGUARS 1996 OFFENSE GAME-BY-GAME

Wk.	Date	Opp	FIRST DOWNS			3 RD	TOT. OFFENSE			RUSHING			PASSING			PUNTS			FUM.			Tot.	T.O.P.											
			Run	Pass	Pen		Yards	Plays	Avg.	Yards	Att.	Avg.	Sacks	Gross	Att./	Cmp./	Int.	Avg.	Yards	Lost	Pts.			TD	Rn	Ps	Rt	Sfty	PAT	2PT	Fgs			
1	9/ 1	vs PIT	[W]	22	7	12	3	10/16	313	71	4.4	119	36	3.3	194	4-18	212	31/	20/	2	5-41.4	4-35	1-0	24	3	1	2	0	0	3/3	-	1/1	35:06	
2	9/ 8	vs HOU	[L]	26	7	18	1	1/6	370	61	6.1	72	21	3.4	298	2-4	302	38/	27/	2	1-48.0	6-55	2-1	27	3	1	2	0	0	3/3	-	1/1	31:15	
3	9/15	at OAK	[L]	14	2	9	3	2/13	270	61	4.4	69	21	3.3	201	3-16	217	37/	18/	2	7-36.6	8-58	1-0	3	0	0	0	0	0/0	-	1/1	31:41		
4	9/22	at NE ot	[L]	12	1	11	0	5/14	442	52	8.5	29	11	2.6	413	2-19	432	39/	23/	1	5-40.6	17-148	2-1	25	3	0	3	0	0	2/2	1/1	1/2	24:58	
5	9/29	vs CAR	[W]	22	10	11	1	8/14	378	68	5.6	179	38	4.7	199	3-15	214	27/	15/	1	6-51.7	13-118	2-1	24	3	2	1	0	0	3/3	-	1/1	34:59	
6	10/ 6	at NO	[L]	22	7	12	3	6/15	382	70	5.5	141	34	4.1	241	1-9	250	35/	28/	0	3-41.0	10-99	3-2	13	1	0	1	0	0	1/1	-	2/3	37:19	
7	10/13	vs NYJ	[W]	10	2	7	1	5/14	289	51	5.7	72	23	3.1	217	5-31	248	23/	14/	0	7-39.3	15-123	2-0	21	2	0	2	0	0	1/1	1/1	2/2	26:57	
8	10/20	at STL	[L]	36	10	24	2	11/14	538	87	6.2	118	33	3.5	420	2-1	421	52/	37/	5	0-0.0	3-15	2-1	14	2	2	0	0	0	2/2	-	0/0	41:34	
9	10/27	at CIN	[L]	19	8	10	1	5/13	338	63	5.4	149	28	5.3	189	4-26	215	31/	18/	2	7-43.6	8-48	2-0	21	3	1	2	0	0	3/3	-	0/0	28:24	
11	11/10	vs BAL	[W]	22	3	17	2	4/12	418	63	6.6	86	20	4.3	332	6-22	354	37/	24/	1	4-49.3	8-65	1-1	30	3	2	1	0	0	1/1	1/2	3/3	26:27	
12	11/17	at PIT	[L]	20	2	14	4	3/12	239	71	3.4	78	18	4.3	161	6-54	215	47/	28/	2	8-43.4	12-84	5-2	3	0	0	0	0	0/0	-	1/1	33:21		
13	11/24	at BAL ot	[W]	23	5	16	2	9/16	374	75	5.0	82	27	3.0	292	2-14	306	46/	28/	2	4-50.8	13-80	1-0	28	3	1	2	0	0	2/2	1/1	2/3	35:25	
14	12/ 1	vs CIN	[W]	19	3	16	0	3/11	422	58	7.3	66	23	2.9	356	1-0	356	34/	21/	0	3-51.7	5-44	1-0	30	2	0	1	1	0	1/1	1/1	5/5	27:22	
15	12/ 8	at HOU	[W]	19	8	8	3	6/14	279	63	4.4	114	35	3.3	165	3-7	172	25/	15/	0	3-47.3	2-10	1-1	23	2	2	0	0	0	2/2	-	3/4	30:44	
16	12/15	vs SEA	[W]	18	7	10	1	5/12	351	60	5.9	133	31	4.3	218	3-13	231	26/	19/	0	3-36.7	2-21	2-0	20	2	0	2	0	0	2/2	-	2/3	30:35	
17	12/22	vs ATL	[W]	21	8	13	0	4/11	357	64	5.6	143	32	4.5	214	3-8	222	29/	18/	0	3-45.0	1-3	0-0	19	1	1	0	0	0	1/1	-	4/4	30:43	
Totals	9-7	325	90	208	27	87/208	5,760	1,038	5.5	1,650	431	3.8	4,110	50-257	4,367	557/	353/	20	69-43.7	127-1006	29-10	325	33	13	19	1	0	27/27	5/6	30/36	31-18			
WC 12/28	at BUF	[W]	18	5	13	0	7/17	409	70	5.8	184	35	5.3	225	2-14	239	33/	18/	2	5-50.6	6-42	0-0	30	3	1	1	1	0	3/3	-	3/4	33:06		
DIV 1/ 4	at DEN	[W]	22	9	11	2	8/15	443	67	6.6	203	36	5.6	240	2-5	245	29/	18/	0	3-39.7	3-18	0-0	30	3	1	2	0	0	3/3	-	3/3	32:24		
AFC 1/12	at NE	[L]	18	6	12	0	5/14	289	72	4	101	33	3.1	188	1-2	190	38/	20/	2	5-36.4	4-23	3-2	6	0	0	0	0	0	0/0	-	2/2	-	2/3	34:43

JACKSONVILLE JAGUARS 1996 DEFENSE GAME-BY-GAME

Wk.	Date	Opp	FIRST DOWNS			3 RD	TOT. OFFENSE			RUSHING			PASSING			PUNTS			FUM.			Tot.	T.O.P.										
			Run	Pass	Pen		Yards	Plays	Avg.	Yards	Att.	Avg.	Sacks	Gross	Att./	Cmp./	Int.	Avg.	Yards	Lost	Pts.			TD	Rn	Ps	Rt	Sfty	PAT	2PT	Fgs		
1	9/ 1	vs PIT	[W]	13	8	5	0	3-12	187	52	3.6	101	25	4.0	86	4-21	107	23/	12/	1	6-39.5	7-40	2-1	9	0	0	0	0	0/0	-	3/3	24:54	
2	9/ 8	vs HOU	[L]	21	9	10	2	6-11	401	54	7.4	181	31	5.8	220	1-6	226	22/	14/	0	2-43.5	7-60	2-1	34	4	1	3	0	0	4/4	-	2/2	28:45
3	9/15	at OAK	[L]	18	5	12	1	5-13	331	58	5.7	134	30	4.5	197	1-3	200	27/	18/	2	5-42.4	10-90	3-1	17	2	0	1	1	0	2/2	-	1/1	28:19
4	9/22	at NE ot	[L]	26	9	14	3	7-17	353	79	4.5	123	31	4.0	230	4-25	255	44/	27/	1	2-38.0	6-30	1-1	28	2	1	1	0	0	1/2	-	5/6	37:38
5	9/29	vs CAR	[W]	21	1	14	6	5-13	272	63	4.3	57	21	2.7	215	5-46	261	37/	17/	0	7-43.1	7-41	4-2	14	2	0	2	0	0	1/2	1/1	0/1	25:01
6	10/ 6	at NO	[L]	11	3	6	2	3-11	197	47	4.2	36	19	1.9	161	0-0	161	28/	15/	1	6-36.7	10-68	0-0	17	2	1	1	0	0	2/2	-	1/1	22:41
7	10/13	vs NYJ	[W]	24	5	15	4	8-17	367	74	5.0	91	30	3.0	276	0-0	276	44/	23/	2	4-48.5	3-25	1-0	17	2	0	2	0	0	2/2	-	1/2	33:03
8	10/20	at STL	[L]	9	5	3	1	4-10	204	39	5.2	83	20	4.2	121	2-8	129	17/	9/	1	5-48.6	7-55	2-0	17	2	0	1	1	0	2/2	-	1/1	18:26
9	10/27	at CIN	[L]	16	5	11	0	9-17	267	67	4.0	60	31	1.9	207	5-42	249	31/	20/	0	6-47.7	5-33	0-0	28	4	2	2	0	0	4/4	-	0/0	31:36
11	11/10	vs BAL	[W]	24	9	14	1	4-10	387	67	5.8	152	36	4.2	235	4-18	253	27/	17/	0	5-35.8	6-78	3-3	27	3	0	3	0	0	3/3	-	2/2	33:33
12	11/17	at PIT	[L]	15	9	6	0	7-15	198	59	3.4	108	32	3.4	90	2-19	109	25/	7/	1	6-39.8	6-58	1-0	28	4	1	2	1	0	4/4	-	0/1	26:39
13	11/24	at BAL ot	[W]	29	7	19	3	8-15	460	81	5.7	104	30	3.5	356	1-10	366	50/	31/	0	3-42.3	7-109	2-2	25	2	1	0	1	0	1/1	0/1	4/5	33:41
14	12/ 1	vs CIN	[W]	27	10	16	1	6-13	485	70	6.9	172	31	5.5	313	0-0	313	39/	23/	2	3-34.3	5-25	0-0	27	3	0	3	0	0	3/3	-	2/3	32:38
15	12/ 8	at HOU	[W]	21	7	14	0	5-11	361	62	5.8	74	20	3.7	287	5-21	308	37/	24/	1	3-44.3	4-45	4-3	17	2	1	1	0	0	2/2	-	1/2	29:16
16	12/15	vs SEA	[W]	19	8	10	1	6-14	306	62	4.9	159	29	5.5	147	2-9	156	31/	16/	1	4-41.5	5-33	1-0	13	1	0	1	0	0	1/1	-	2/2	29:25
17	12/22	vs ATL	[W]	21	10	11	0	7-12	309	58	5.3	146	31	4.7	163	1-9	172	26/	17/	0	4-43.8	2-10	0-0	17	2	1	1	0	0	2/2	-	1/2	29:17
Totals	9-7	316	110	181	25	93/211	5,095	993	5.1	1,781	447	4.0	3,314	37-237	3,551	509/	291/	13	71-42.0	97-800	26-14	335	37	9	24								

JACKSONVILLE JAGUARS 1995 OFFENSE GAME-BY-GAME

Wk.	Date	Opp	FIRST DOWNS			TOT. OFFENSE			RUSHING			PASSING			PUNTS			FUM.			T.O.P.										
			Tot	Run	Pass	Pen	3 RD	DOWN	Yards	Plays	Avg.	Yards	Att.	Avg.	Net	Sacks	Gross	Att./Cmp./Int.	Avg.	Yards		Lost	Phs.	TD	Rn	Ps	Rt	Sfty	PAT	2PT	FGs
1	9/3	vs HOU	[L]	10	6	4	0	2/12	146	52	2.8	101	22	4.6	45	4-24	69	26/10/1	8-43.1	6-30	2-1	3	0	0	0	0	0	0/0	-	1/2	24:16
2	9/10	at CIN	[L]	14	5	8	1	7/17	259	66	3.9	119	29	4.1	140	7-39	179	30/12/1	6-41.5	7-59	1-1	17	2	1	1	0	0	2/2	-	1/1	29:58
3	9/17	at NYJ	[L]	20	11	6	3	7/17	251	74	3.4	146	35	4.2	105	6-33	138	33/15/1	6-46.5	8-44	3-2	10	1	0	1	0	0	1/1	-	1/1	27:48
4	9/24	vs GB	[L]	13	2	10	1	5/15	201	57	3.5	76	23	3.3	125	5-31	156	29/16/0	8-45.4	8-52	0-0	14	2	0	2	0	0	2/2	-	0/0	26/09
5	10/1	at HOU	[W]	16	5	7	4	1/8	219	50	4.4	68	20	3.4	151	3-23	174	27/15/1	5-46.2	7-58	2-2	17	2	1	1	0	0	2/2	-	1/1	25/52
6	10/8	vs PIT	[W]	17	6	10	1	3/14	267	63	4.2	96	29	3.3	171	4-18	189	30/17/0	8-48.5	5-86	1-0	20	2	1	1	0	0	2/2	-	2/2	32/06
7	10/15	vs CHI	[L]	26	7	16	3	6/13	409	72	5.7	121	23	5.3	288	1-14	302	48/30/1	1-55.0	8-51	0-0	27	3	0	3	0	0	3/3	-	2/4	31:10
8	10/22	at CLE	[W]	24	12	9	3	12/17	315	74	4.3	159	45	3.5	156	1-8	164	28/16/1	3-37.0	10-64	2-1	23	3	1	1	1	0	2/3	-	1/1	32:24
9	10/29	at PIT	[L]	14	4	9	1	2/14	229	60	3.8	84	20	4.2	145	7-44	189	33/18/0	9-41.0	8-67	2-1	7	1	0	1	0	0	1/1	-	0/0	28:36
11	11/12	vs SEA	[L]	19	10	6	3	2/7	266	51	5.2	161	28	5.8	105	3-16	121	20/13/1	3-46.3	9-75	2-1	30	3	2	1	0	0	3/3	-	3/3	25:57
12	11/19	at TB	[L]	19	6	12	1	5/13	350	59	5.9	87	23	3.8	263	3-10	273	33/24/1	6-41.8	6-42	1-0	16	2	1	1	0	0	1/1	-	2/4	30:26
13	11/26	vs CIN	[L]	18	4	13	1	4/12	295	58	5.1	78	20	3.9	217	4-28	245	34/18/1	4-46.0	8-104	4-1	13	1	0	1	0	0	1/1	-	0/1	1/1
14	12/3	at DEN	[L]	13	2	11	0	3/12	260	52	5.0	69	21	3.3	191	3-7	198	28/15/1	5-43.2	10-67	1-1	23	3	0	1	2	0	2/2	-	0/1	1/1
15	12/10	vs IND	[L]	27	7	16	4	7/13	424	66	6.4	126	25	5.0	298	2-14	312	39/26/1	2-42.5	6-55	1-1	31	4	1	3	0	0	4/4	-	1/2	31:18
16	12/17	at DET	[L]	15	7	6	2	5/11	235	51	4.6	109	20	5.5	126	3-34	160	28/13/4	3-45.3	8-67	1-1	0	0	0	0	0	0/0	-	0/1	23:59	
17	12/24	vs CLE	[W]	18	6	11	1	3/10	373	57	6.5	105	27	3.9	268	1-7	275	29/17/0	5-38.0	7-49	0-0	24	2	1	1	0	0	1/1	-	1/1	3/3
Totals	4-12	283	100	154	29	74/205	4,495	962	4.7	1,705	410	4.2	2,790	57-354	3,144	495/275/15	82-43.8	121-970	23-13	275	31	9	19	3	0	27/28	1/3	20/27	28:37		

JACKSONVILLE JAGUARS 1995 DEFENSE GAME-BY-GAME

Wk.	Date	Opp	FIRST DOWNS			TOT. OFFENSE			RUSHING			PASSING			PUNTS			FUM.			T.O.P.										
			Tot	Run	Pass	Pen	3 RD	DOWN	Yards	Plays	Avg.	Yards	Att.	Avg.	Net	Sacks	Gross	Att./Cmp./Int.	Avg.	Yards		Lost	Phs.	TD	Rn	Ps	Rt	Sfty	PAT	2PT	FGs
1	9/3	vs HOU	[L]	14	8	6	0	6/16	240	64	3.8	160	41	3.9	80	0-0	80	23/13/0	9-44.4	10-69	3-1	10	1	0	1	0	0	1/1	-	1/1	35:44
2	9/10	at CIN	[L]	17	5	11	1	6/14	346	63	5.5	118	30	3.9	228	3-19	247	30/20/0	4-40.3	6-49	2-2	24	3	1	2	0	0	3/3	-	1/2	30:02
3	9/17	at NYJ	[L]	23	3	18	2	7/15	375	69	5.4	79	26	3.0	296	0-0	296	43/27/1	5-39.0	5-46	0-0	27	3	0	3	0	0	3/3	-	2/2	32:12
4	9/24	vs GB	[L]	16	5	10	1	9/16	322	61	5.3	129	29	4.4	193	2-9	202	30/20/1	4-49.0	9-70	2-0	24	3	1	2	0	0	3/3	-	1/2	33:51
5	10/1	at HOU	[W]	19	9	9	1	11/19	297	77	3.9	91	28	3.3	206	2-19	225	47/27/1	4-44.8	7-70	3-2	16	1	0	1	0	0	1/1	-	3/4	34:08
6	10/8	vs PIT	[W]	16	4	9	3	3/13	350	58	6.0	68	23	3.0	282	0-0	282	35/19/0	5-42.0	5-35	3-1	16	1	0	1	0	0	1/1	-	3/3	27:54
7	10/15	vs CHI	[L]	23	9	13	1	8/14	380	62	6.1	135	33	4.1	245	0-0	245	29/17/0	1-29.0	4-46	0-0	30	3	0	3	0	0	3/3	-	3/3	28:50
8	10/22	at CLE	[W]	20	3	14	3	6/12	387	59	6.6	89	24	3.7	298	1-1	299	34/20/2	2-40.5	6-66	2-2	15	1	0	1	0	0	0/0	-	0/1	3/3
9	10/29	at PIT	[L]	20	9	9	2	3/10	316	58	5.4	138	33	4.2	178	0-0	178	25/17/0	6-37.2	6-59	2-1	24	3	1	2	0	0	3/3	-	1/1	31:24
11	11/12	vs SEA	[L]	26	12	12	2	8/14	481	73	6.6	246	40	6.2	235	2-9	244	31/18/1	3-48.0	10-129	1-0	47	6	4	2	0	1	6/6	-	1/1	34:05
12	11/19	at TB	[L]	17	11	5	1	2/9	246	54	4.6	145	33	4.4	101	1-2	103	20/9/0	6-45.8	2-20	0-0	17	2	2	0	0	2/2	-	1/1	29:00	
13	11/26	vs CIN	[L]	21	7	12	2	6/13	323	66	4.9	113	27	4.2	210	0-0	210	39/19/3	4-42.8	14-98	0-0	17	2	1	1	0	0	2/2	-	1/1	29:34
14	12/3	at DEN	[L]	20	7	13	0	8/13	397	67	5.9	111	33	3.4	286	0-0	286	34/22/1	3-29.0	2-10	2-2	31	4	0	4	0	0	4/4	-	1/1	31:17
15	12/10	vs IND	[L]	15	9	6	0	8/13	219	52	4.2	91	35	2.6	128	1-1	129	16/9/0	2-43.0	6-72	0-0	41	5	2	2	1	0	5/5	-	2/2	28:42
16	12/17	at DET	[L]	28	11	13	4	7/14	386	71	5.4	156	41	3.8	230	2-3	233	28/19/0	1-28.0	3-51	1-1	44	5	3	2	0	0	5/5	-	3/3	36:01
17	12/24	vs CLE	[W]	26	9	17	0	9/17	450	76	5.9	134	28	4.8	316	3-9	325	45/28/3	2-50.5	7-70	1-1	21	3	2	1	0	0	3/3	-	0/1	31:52
Totals	4-12	320	121	177	22	107/222	5,515	1,050	5.4	2,003	504	4.0	3,512	17-72	3,584	509/304/13	61-42.0	102-958	22-11	404	46	17	28	1	0	45/45	0/1	27/31	31:23		



JAGUARS RECORD BOOK
REGULAR SEASON WEEK 13 vs. DENVER

TEAM RECORDS

ALL-TIME TEAM SPLITS

ALL-TIME RECORDS

All-Time Record (Regular Season & Playoffs)	159-199 (.444)
Regular Season Record	153-193 (.442)
at Home	93-80 (.538)
on Road	61-113 (.351)
Postseason Record	5-6 (.455)
at Home	2-1 (.667)
on Road	3-5 (.375)

vs. AFC/NFC OPPONENTS

Record vs. AFC Opponents	117-144 (.448)
at Home	68-63 (.519)
on Road	49-81 (.366)
vs. AFC East	15-26 (.375)
at Home	8-12 (.400)
on Road	7-14 (.333)
vs. AFC North	12-18 (.400)
at Home	6-9 (.400)
on Road	6-9 (.400)
vs. AFC South	33-54 (.379)
at Home	20-24 (.455)
on Road	13-30 (.302)
vs. AFC West	18-23 (.440)
at Home	12-9 (.571)
on Road	6-14 (.300)
Record vs. NFC Opponents	37-48 (.435)
at Home	25-18 (.581)
on Road	12-31 (.279)
vs. NFC East	11-13 (.458)
at Home	8-4 (.667)
on Road	3-9 (.250)
vs. NFC North	6-9 (.400)
at Home	3-4 (.429)
on Road	3-5 (.375)
vs. NFC South	6-10 (.375)
at Home	5-3 (.625)
on Road	1-7 (.125)
vs. NFC West	10-10 (.500)
at Home	7-3 (.700)
on Road	3-7 (.300)

vs. AFC CENTRAL/AFC SOUTH

Record vs. Own Division	72-76 (.486)
vs. AFC Central (1995-2001)	39-23 (.629)
at Home	22-9 (.710)
on Road	17-14 (.548)
vs. AFC South (2002-present)	33-54 (.379)
at Home	20-24 (.455)
on Road	13-30 (.302)

RECORDS BY MONTH

Record in August	1-0 (1.000)
at Home	0-0 (.000)
on Road	1-0 (1.000)
Record in September	33-44 (.429)
at Home	19-19 (.500)
on Road	14-25 (.359)
Record in October	33-53 (.384)
at Home	18-23 (.439)
on Road	15-30 (.333)
Record in November	44-41 (.518)
at Home	27-15 (.643)
on Road	17-26 (.395)
Record in December	39-51 (.433)
at Home	24-23 (.511)
on Road	15-28 (.349)
Record in January	4-4 (.500)
at Home	3-0 (1.000)
on Road	1-4 (.200)

RECORDS BY GAME DAY

Record on Monday	8-7 (.533)
at Home	7-4 (.636)
on Road	1-3 (.250)
Record on Thursday	4-6 (.400)
at Home	4-4 (.500)
on Road	0-2 (.000)
Record on Saturday	1-2 (.333)
at Home	0-0 (.000)
on Road	1-2 (.333)
Record on Sunday	141-178 (.442)
at Home	82-72 (.532)
on Road	59-106 (.358)

DAY & NIGHT SPLITS

Day Games	137-174 (.441)
at Home	78-68 (.534)
on Road	59-106 (.358)
Night Games	17-19 (.472)

at Home	15-12 (.556)
on Road	2-7 (.222)
on Monday	8-7 (.533)
at Home	7-4 (.636)
on Road	1-3 (.250)
on Thursday	4-6 (.400)
at Home	4-4 (.500)
on Road	0-2 (.000)
on Saturday	5-6 (.455)
at Home	4-4 (.500)
on Road	1-2 (.333)

RECORDS BY TIME ZONE

Eastern Time Zone	124-137 (.475)
Central Time Zone	23-40 (.365)
Mountain Time Zone	3-3 (.500)
Pacific Time Zone	2-11 (.154)

VENUE SPLITS

Grass Surface	132-141 (.484)
Artificial Turf Surface	22-52 (.297)
Dome	6-19 (.240)

SCORING SPLITS

Scoring First	104-51 (.671)
at Home	63-22 (.741)
on Road	41-29 (.586)
Opponent Scores First	50-142 (.260)
at Home	30-58 (.341)
on Road	20-84 (.192)
Scoring 20-Plus Points	124-56 (.689)
at Home	77-22 (.778)
on Road	47-33 (.586)
Scoring Less Than 20 Points	38-147 (.205)
at Home	21-63 (.250)
on Road	17-84 (.168)
Allowing 20-Plus Points	50-160 (.238)
at Home	27-67 (.287)
on Road	23-92 (.200)
Allowing Less Than 20 Points	113-45 (.715)
at Home	71-20 (.780)
on Road	42-25 (.627)
Games Decided by < 7 Points	88-188 (.319)
at Home	49-79 (.383)
on Road	38-109 (.259)
Games Decided by < 3 Points	39-185 (.174)
at Home	22-77 (.222)
on Road	17-108 (.136)
Led after 1st Quarter	89-38 (.700)
Trailing after 1st Quarter	41-119 (.256)
Led at Halftime	105-30 (.778)
Trailing at Halftime	34-143 (.192)
Tied at Halftime	16-20 (.444)
Led after 3rd Quarter	118-29 (.803)
Trailing after 3rd Quarter	26-151 (.147)
Overtime Games	7-8 (.467)
at Home	3-1 (.750)
on Road	4-7 (.364)

SPLIT-SEASON RECORDS

Record on Kickoff Weekend	11-11 (.500)
at Home	7-6 (.538)
on Road	4-5 (.444)
Day Games	11-11 (.500)
Night Games	0-0 (.000)
Record During Season's First Half (Games 1-8)	72-103 (.411)
at Home	43-43 (.500)
on Road	29-60 (.326)
Record During Season's Second Half (Games 9-16)	82-87 (.485)
at Home	50-37 (.575)
on Road	32-50 (.390)

COIN-TOSS RESULTS

Won Coin Toss (since 1999)	54-81 (.400)
at Home	30-38 (.441)
on Road	24-43 (.358)
Lost Coin Toss (since 1999)	64-83 (.435)
at Home	39-33 (.542)
on Road	25-50 (.333)

MISCELLANEOUS

Positive Turnover Ratio	105-40 (.724)
Negative Turnover Ratio	17-115 (.129)
Turnover Ratio is Even	32-38 (.457)
Time of Possession > 30:00	106-72 (.596)
Time of Possession < 30:00	48-121 (.284)
Have 300 Net Passing Yards	16-20 (.444)
Have 100-Yard Rusher	59-29 (.670)
Have 100-Yard Receiver	41-56 (.423)
Have Two 100-Yard Receivers	6-7 (.462)

CAREER RECORDS

SERVICE

SEASONS	
Brad Meester (2000-13)	14
MARCEDES LEWIS (2006-16)	11
Josh Scobee (2004-14)	11
Fred Taylor (1998-2008)	11
Jimmy Smith (1995-2005)	11
Rashean Mathis (2003-12)	10
Rob Meier (2000-08)	10
Greg Jones (2004-12)	9
Daryl Smith (2004-12)	9
David Garrard (2002-10)	9
Maurice Williams (2001-09)	9
Paul Spicer (2000-08)	9
Donovin Darius (1998-2006)	9
Mark Brunell (1995-2003)	9
Maurice Jones-Drew (2006-13)	8
Vince Manuwai (2003-10)	8
John Henderson (2002-09)	8
Joe Zelenka (2001-08)	8
Kyle Brady (1999-2006)	8
Tony Brackens (1996-2003)	8
Tony Boselli (1995-2001)	8
Mike Hollis (1995-2001)	8

GAMES PLAYED	
Brad Meester (2000-13)	209
Jimmy Smith (1995-2005)	171
Josh Scobee (2004-14)	168
MARCEDES LEWIS (2006-16)	154
Fred Taylor (1998-2008)	140
Rob Meier (2000-08)	138
Rashean Mathis (2003-12)	137
Joe Zelenka (2001-08)	128
Daryl Smith (2004-12)	126
John Henderson (2002-09)	124

CONSECUTIVE GAMES PLAYED	
Joe Zelenka (2001-08)	128
Josh Scobee (2007-14)	119
Tyson Alualu (2010-15)	96
Bryan Barker (1995-2000)	96
Brad Meester (2000-05)	92
Brad Meester (2008-13)	89
Jimmy Smith (1995-2000)	88
Marcus Stroud (2001-06)	86
John Henderson (2002-06)	82
Mike Hollis (1995-2000)	82

GAMES STARTED	
Brad Meester (2000-13)	209
Jimmy Smith (1995-2005)	150
Fred Taylor (1998-2008)	136
MARCEDES LEWIS (2006-16)	139
Rashean Mathis (2003-12)	129
Daryl Smith (2004-12)	124
John Henderson (2002-09)	120
Mark Brunell (1995-2003)	117
Donovin Darius (1998-2006)	115
Kyle Brady (1999-2006)	110

CONSECUTIVE GAMES STARTED	
Brad Meester (Sept. 3, 2000-Dec. 4, 2005)	92
Brad Meester (Oct. 26, 2008-Dec. 22, 2013)	89
Rashean Mathis (Sept. 7, 2003-Nov. 25, 2007)	74
Vince Manuwai (Nov. 30, 2003-Dec. 23, 2007)	68
Marcus Stroud (Sept. 8, 2002-Oct. 1, 2006)	68
Tyson Alualu (Sept. 12, 2011-Dec. 29, 2013)	64
Maurice Williams (Sept. 7, 2003-Dec. 31, 2006)	64
Chris Naeole (Sept. 8, 2002-Dec. 24, 2005)	63
Uche Nwaneri (Oct. 4, 2009-Dec. 23, 2012)	60
Kevin Hardy (Dec. 21, 1997-Nov. 18, 2001)	58

SCORING

POINTS	
Josh Scobee (2004-14)	1,022
Mike Hollis (1995-2001)	764
Maurice Jones-Drew (2006-13)	486
Fred Taylor (1998-2008)	424
Jimmy Smith (1995-2005)	418
James Stewart (1995-99)	228
Keenan McCardell (1996-2001)	190
JASON MYERS (2015-16)	176
MARCEDES LEWIS (2006-16)	168
Stacey Mack (1999-2002)	120

CONSECUTIVE GAMES SCORING	
Mike Hollis (Dec. 24, 1995-Sept. 10, 2000)	67
Josh Scobee (Jan. 2, 2005-Oct. 4, 2009)	61
Josh Scobee (Oct. 18, 2009-Oct. 28, 2012)	50
Josh Scobee (Sept. 15, 2013-Dec. 28, 2014)	31
JASON MYERS (Sept. 13, 2015-Nov. 27, 2016)	27
Mike Hollis (Oct. 16, 2000-Dec. 30, 2001)	25
Seth Marler (Sept. 7, 2003-Dec. 28, 2003)	16
Josh Scobee (Sept. 12-Dec. 19, 2004)	14
Mike Hollis (Sept. 3-Dec. 10, 1995)	14
<i>Several players tied</i>	8

TOUCHDOWNS	
Maurice Jones-Drew (2006-13)	81
Fred Taylor (1998-2008)	70
Jimmy Smith (1995-2005)	69
James Stewart (1995-99)	38
Keenan McCardell (1996-2001)	30
MARCEDES LEWIS (2006-16)	28
ALLEN ROBINSON (2014-16)	22
Stacey Mack (1999-2002)	20
ALLEN HURNS (2014-16)	19
Reggie Williams (2004-08)	18
David Garrard (2002-10)	17

CONSECUTIVE GAMES SCORING TD	
Fred Taylor (Sept. 20-Nov. 22, 1998)	8
Maurice Jones-Drew (Nov. 12-Dec. 31, 2006)	8
Allen Hurns (Sept. 27-Nov. 15, 2015)	7
Fred Taylor (Nov. 12-Dec. 23, 2000)	7
Allen Robinson (Nov. 29-Dec. 27, 2015)	5
Maurice Jones-Drew (Oct. 18-Nov. 22, 2009)	5
Maurice Jones-Drew (Nov. 4-Dec. 2, 2007)	5
Julius Thomas (Nov. 19-Dec. 13, 2015)	4
Mercedes Lewis (Dec. 1-22, 2013)	4
<i>Several players tied</i>	4

FIELD GOALS MADE	
Josh Scobee (2004-14)	235
Mike Hollis (1995-2001)	175
JASON MYERS (2015-16)	41
Seth Marler (2003)	20
John Carney (2007)	9
Tim Seder (2002)	8
Danny Boyd (2002)	5
Hayden Epstein (2002)	5
Steve Lindsey (1999-2000)	5
Richie Cunningham (2002)	1

CONSECUTIVE FIELD GOALS MADE	
Josh Scobee (Nov. 27, 2011-Nov. 4, 2012)	20
Mike Hollis (Nov. 1, 1998-Sept. 19, 1999)	20
Jason Myers (Nov. 15, 2015-Sept. 11, 2016)	16
Mike Hollis (Oct. 12-Nov. 30, 1997)	16
Josh Scobee (Sept. 11-Nov. 13, 2011)	15
Josh Scobee (Oct. 1-Nov. 26, 2006)	15
Josh Scobee (Dec. 23, 2012-Nov. 10, 2013)	14
Josh Scobee (Sept. 12-Nov. 14, 2010)	14
Mike Hollis (Sept. 3-Oct. 29, 2000)	13

CONSECUTIVE GAMES SCORING FG	
Josh Scobee (Nov. 14, 2010-Oct. 24, 2011)	15
Josh Scobee (Oct. 29, 2006-Dec. 16, 2007)	13
Mike Hollis (Sept. 12-Nov. 21, 1999)	10
Josh Scobee (Nov. 24, 2013-Sept. 21, 2014)	9
Josh Scobee (Sept. 15-Nov. 10, 2013)	8
Josh Scobee (Jan. 3-Oct. 24, 2010)	8
Josh Scobee (Nov. 13, 2005-Jan. 1, 2006)	8
Seth Marler (Sept. 7-Nov. 2, 2003)	8
Mike Hollis (Dec. 24, 1995-Oct. 13, 1996)	8

FIELD GOAL PERCENTAGE (MIN. 25 FGA)	
JASON MYERS (2015-16)	85.4
Josh Scobee (2004-14)	80.8
Mike Hollis (1995-2001)	80.6
Seth Marler (2003)	60.6

LONGEST FIELD GOALS	
Josh Scobee (Oct. 3, 2010 vs. Ind.)	59
JASON MYERS (Sept. 20, 2015 vs. Mia.)	58
Josh Scobee (Dec. 15, 2013 vs. Buf.)	55
Josh Scobee (Sept. 18, 2011 at NYJ)	55
JASON MYERS (Nov. 13, 2016 vs. Hou.)	54
Josh Scobee (Oct. 24, 2011 vs. Bal.)	54

EXTRA-POINT PERCENTAGE (MIN. 25 XPA)	
Seth Marler (2003)	100.0
Mike Hollis (1995-2001)	98.8
Josh Scobee (2004-14)	98.4
JASON MYERS (2015-16)	86.9

EXTRA POINTS MADE	
Josh Scobee (2004-14)	317
Mike Hollis (1995-2001)	239
JASON MYERS (2015-16)	52
Seth Marler (2003)	30
John Carney (2007)	20
Hayden Epstein (2002)	13
Tim Seder (2002)	11
Danny Boyd (2002)	7
Steve Lindsey (1999-2000)	5
Richie Cunningham (2002)	2

CONSECUTIVE EXTRA POINTS MADE	
Mike Hollis (Oct. 22, 1995-Dec. 9, 2001)	220
Josh Scobee (Nov. 8, 2009-Jan. 1, 2012)	82
Josh Scobee (Sept. 12, 2004-Jan. 1, 2006)	59
Josh Scobee (Dec. 16, 2007-Nov. 1, 2009)	58
Josh Scobee (Sept. 10, 2006-Dec. 16, 2007)	55
Josh Scobee (Sept. 16, 2012-Dec. 22, 2013)	39
Seth Marler (Sept. 7-Dec. 28, 2003)	30

CAREER RECORDS


PASSING

PASSING YARDS

Mark Brunell (1995-2003)	25,698
David Garrard (2002-10).....	16,003
BLAKE BORTLES (2014-16).....	10,085
Byron Leftwich (2003-06)	9,042
CHAD HENNE (2012-16).....	5,817
Blaine Gabbert (2011-13).....	4,357
Quinn Gray (2005-07).....	1,252
Steve Beuerlein (1995).....	952
Jonathan Quinn (1998-2001).....	748
Jamie Martin (1998-2000).....	662

CONSECUTIVE PASS COMPLETIONS

David Garrard (Nov. 14-21, 2010)	17
Byron Leftwich (Oct. 17-24, 2004)	15
Mark Brunell (Sept. 7, 2003 at Car.).....	13
Mark Brunell (Oct. 6, 1996 at N.O.).....	13



LONGEST PASS COMPLETIONS

BLAKE BORTLES (Dec. 27, 2015 at N.O.)	90t
Byron Leftwich (Sept. 28, 2003 at Hou.)	84t
CHAD HENNE (Nov. 18, 2012 at Hou.)	81t
BLAKE BORTLES (Dec. 13, 2015 vs. Ind.)	80t
Blaine Gabbert (Sept. 23, 2012 at Ind.)	80t
Quinn Gray (Nov. 4, 2007 at N.O.)	80t
Mark Brunell (Sept. 15, 2002 at K.C.).....	79t
Mark Brunell (Nov. 1, 1998 at Bal.).....	78t
David Garrard (Nov. 21, 2010 vs. Cle.).....	75
Mark Brunell (Nov. 9, 1997 vs. K.C.).....	75

AVG. GAIN PER ATTEMPT (MIN. 200 ATTEMPTS)

Mark Brunell (1995-2003)	7.11
David Garrard (2002-10).....	7.02
Quinn Gray (2005-07).....	6.96
Byron Leftwich (2003-06)	6.73
Steve Beuerlein (1995).....	6.70
BLAKE BORTLES (2014-16).....	6.63
CHAD HENNE (2012-15).....	6.54
Jonathan Quinn (1998-2001).....	5.98
Blaine Gabbert (2011-13).....	5.61

PASS ATTEMPTS

Mark Brunell (1995-2003)	3,616
David Garrard (2002-10).....	2,281
BLAKE BORTLES (2014-16).....	1,522
Byron Leftwich (2003-06)	1,344
CHAD HENNE (2012-16).....	889
Blaine Gabbert (2011-13).....	777
Quinn Gray (2005-07).....	180
Steve Beuerlein (1995).....	142
Jonathan Quinn (1998-2001).....	125
Jay Fiedler (1999).....	94

TOUCHDOWN PASSES

Mark Brunell (1995-2003)	144
David Garrard (2002-10).....	89
BLAKE BORTLES (2014-16).....	66
Byron Leftwich (2003-06)	51
CHAD HENNE (2012-16).....	27
Blaine Gabbert (2011-13).....	22
Quinn Gray (2005-07).....	12
Jamie Martin (1998-2000).....	4
Steve Beuerlein (1995).....	4
Jonathan Quinn (1998-2001).....	3

INTERCEPTIONS THROWN

Mark Brunell (1995-2003)	86
David Garrard (2002-10).....	54
BLAKE BORTLES (2014-16).....	48
Byron Leftwich (2003-06)	36
CHAD HENNE (2012-16).....	26
Blaine Gabbert (2011-13).....	24
Steve Beuerlein (1995).....	7
Quinn Gray (2005-07).....	5
Luke McCown (2009-11).....	4
Jonathan Quinn (1998-2001).....	4

INTERCEPTION % (MIN. 125 ATTEMPTS)

David Garrard (2002-10).....	2.37
Mark Brunell (1995-2003)	2.38
Byron Leftwich (2003-06)	2.68
Quinn Gray (2005-07).....	2.78
CHAD HENNE (2012-16).....	2.92
Blaine Gabbert (2011-13).....	3.09
Jonathan Quinn (1998-2001).....	3.20

LONGEST PASSING TOUCHDOWNS

BLAKE BORTLES (Dec. 27, 2015 at N.O.)	90
Byron Leftwich (Sept. 28, 2003 at Hou.)	84
CHAD HENNE (Nov. 18, 2012 at Hou.)	81
BLAKE BORTLES (Dec. 13, 2015 vs. Ind.)	80
Blaine Gabbert (Sept. 23, 2012 at Ind.)	80
Quinn Gray (Nov. 4, 2007 at N.O.)	80
Mark Brunell (Sept. 15, 2002 at K.C.).....	79
Mark Brunell (Nov. 1, 1998 at Bal.).....	78
Blaine Gabbert (Oct. 9, 2011 vs. Cin.).....	74

300-YARD PASSING GAMES

Mark Brunell (1995-2003)	22
BLAKE BORTLES (2014-16).....	10
David Garrard (2002-10).....	6
CHAD HENNE (2012-16).....	6
Byron Leftwich (2003-06)	5
Quinn Gray (2003-07).....	2

400-YARD PASSING GAMES

Mark Brunell (1995-2003)	2
--------------------------------	---

PASS COMPLETIONS

Mark Brunell (1995-2003)	2,184
David Garrard (2002-10).....	1,406
BLAKE BORTLES (2014-16).....	898
Byron Leftwich (2003-06)	789
CHAD HENNE (2012-16).....	513
Blaine Gabbert (2011-13).....	414
Quinn Gray (2005-07).....	101
Steve Beuerlein (1995).....	71
Jonathan Quinn (1998-2001).....	66
Jay Fiedler (1999).....	61

CONSECUTIVE GAMES WITH TD PASS

Blake Bortles (Sept. 13-Dec. 27, 2015).....	15
Mark Brunell (Oct. 7, 2001-Sept. 15, 2002).....	14
Byron Leftwich (Nov. 30, 2003-Oct. 24, 2004).....	12
Blake Bortles (Sept. 11-Nov. 27, 2016).....	11
Mark Brunell (Oct. 22-Dec. 23, 2000).....	9
David Garrard (Dec. 17, 2006-Oct. 14, 2007).....	8
Byron Leftwich (Sept. 25-Nov. 20, 2005)	8
Mark Brunell (Oct. 19-Dec. 7, 1997).....	8
Mark Brunell (Sept. 17-Nov. 12, 1995).....	8
<i>Two players tied</i>	7

CONSECUTIVE GAMES WITH NO INTs

David Garrard (Sept. 9-Nov. 25, 2007).....	8
David Garrard (Dec. 11, 2005-Nov. 5, 2006)	6
Mark Brunell (Oct. 11-Nov. 14, 1999)	5
Mark Brunell (Dec. 1, 1996-Sept. 22, 1997)	5
<i>Several players tied</i>	4

CONSECUTIVE PASSES WITH NO INTs

David Garrard (Sept. 9-Nov. 25, 2007)	209
David Garrard (Dec. 4, 2005-Nov. 12, 2006)	175
Mark Brunell (Nov. 24, 1996-Sept. 28, 1997).....	172
David Garrard (Nov. 22-Dec. 17, 2009)	155
Mark Brunell (Oct. 3-Nov. 21, 1999).....	148

PASSER RATING (MIN. 200 ATTEMPTS)

David Garrard (2002-10).....	85.8
Mark Brunell (1995-2003)	85.4
Byron Leftwich (2003-06)	80.5
BLAKE BORTLES (2014-16).....	80.2
CHAD HENNE (2012-16).....	75.4
Blaine Gabbert (2011-13).....	66.4

COMPLETION % (MIN. 125 ATTEMPTS)

David Garrard (2002-10).....	61.64
Mark Brunell (1995-2003)	60.40
BLAKE BORTLES (2014-16).....	59.00
Byron Leftwich (2003-06)	58.71
CHAD HENNE (2012-16).....	57.71
Quinn Gray (2005-07).....	56.11
Blaine Gabbert (2011-13).....	53.28
Jonathan Quinn (1998-2001).....	52.80
Steve Beuerlein (1995).....	50.00



CAREER RECORDS

RUSHING

RUSHING YARDS

Fred Taylor (1998-2008).....	11,271
Maurice Jones-Drew (2006-13).....	8,071
James Stewart (1995-99).....	2,951
Mark Brunell (1995-2003).....	2,219
David Garrard (2002-10).....	1,746
Stacey Mack (1999-2002).....	1,498
Natrone Means (1996-97).....	1,330
T.J. YELDON (2015-16).....	1,058
DENARD ROBINSON (2013-16).....	988
Rashad Jennings (2009-12).....	944

RUSHING ATTEMPTS

Fred Taylor (1998-2008).....	2,428
Maurice Jones-Drew (2006-13).....	1,804
James Stewart (1995-99).....	765
Mark Brunell (1995-2003).....	429
Natrone Means (1996-97).....	396
David Garrard (2002-10).....	380
Stacey Mack (1999-2002).....	372
Greg Jones (2004-12).....	270
T.J. YELDON (2015-16).....	262
DENARD ROBINSON (2013-16).....	242

RUSHING TOUCHDOWNS

Maurice Jones-Drew (2006-13).....	68
Fred Taylor (1998-2008).....	62
James Stewart (1995-99).....	33
Stacey Mack (1999-2002).....	19
David Garrard (2002-10).....	17
Mark Brunell (1995-2003).....	14
Natrone Means (1996-97).....	11
Greg Jones (2004-12).....	10
Byron Leftwich (2003-06).....	8
<i>Several players tied.....</i>	7

CONSECUTIVE GAMES WITH RUSHING TD

Maurice Jones-Drew (Nov. 12-Dec. 31, 2006).....	8
Maurice Jones-Drew (Oct. 18-Nov. 22, 2009).....	5
Maurice Jones-Drew (Nov. 11-Dec. 2, 2007).....	4
Fred Taylor (Dec. 3-23, 2000).....	4
Fred Taylor (Dec. 13, 1999-Jan. 2, 2000).....	4
James Stewart (Nov. 21-Dec. 13, 1999).....	4
Fred Taylor (Nov. 1-22, 1998).....	4
Natrone Means (Nov. 9-30, 1997).....	4

RUSHING AVERAGE (MIN. 100 ATTEMPTS)

BLAKE BORTLES (2014-16).....	6.69
Mark Brunell (1995-2003).....	5.17
Fred Taylor (1998-2008).....	4.64
David Garrard (2002-10).....	4.59
Maurice Jones-Drew (2006-13).....	4.47
Rashad Jennings (2009-12).....	4.21
DENARD ROBINSON (2013-16).....	4.08
Jordan Todman (2012-14).....	4.05
Stacey Mack (1999-2002).....	4.03
T.J. YELDON (2015-16).....	3.90

200-YARD RUSHING GAMES

Fred Taylor (1998-2008).....	1
------------------------------	---

100-YARD RUSHING GAMES

Fred Taylor (1998-2008).....	47
Maurice Jones-Drew (2006-13).....	27
James Stewart (1995-99).....	6
Stacey Mack (1999-2002).....	3
T.J. YELDON (2015-16).....	2
DENARD ROBINSON (2013-16).....	2
Rashad Jennings (2009-12).....	2
Greg Jones (2004-12).....	2

LONGEST RUNS FROM SCRIMMAGE

Maurice Jones-Drew (Nov. 1, 2009 at Ten.).....	80t
Fred Taylor (Dec. 9, 2007 vs. Car.).....	80t
Maurice Jones-Drew (Nov. 1, 2009 at Ten.).....	79t
Fred Taylor (Oct. 12, 1998 vs. Mia.).....	77t
Fred Taylor (Oct. 14, 2007 vs. Hou.).....	76
Fred Taylor (Dec. 10, 2006 vs. Ind.).....	76
Rashad Jennings (Dec. 12, 2010 vs. Oak.).....	74t
Maurice Jones-Drew (Dec. 24, 2006 vs. N.E.).....	74t

LONGEST RUSHING TDs

Maurice Jones-Drew (Nov. 1, 2009 at Ten.).....	80
Fred Taylor (Dec. 9, 2007 vs. Car.).....	80
Maurice Jones-Drew (Nov. 1, 2009 at Ten.).....	79
Fred Taylor (Oct. 12, 1998 vs. Mia.).....	77
Rashad Jennings (Dec. 12, 2010 vs. Oak.).....	74
Maurice Jones-Drew (Dec. 24, 2006 vs. N.E.).....	74
Fred Taylor (Oct. 30, 2005 at STL).....	71

CONSECUTIVE 100-YARD GAMES

Fred Taylor (Oct. 16-Dec. 17, 2000).....	9
Maurice Jones-Drew (Oct. 31-Dec. 12, 2010).....	6
Fred Taylor (Nov. 25-Dec. 23, 2007).....	5
Maurice Jones-Drew (Dec. 15, 2011-Jan. 1, 2012).....	3
Fred Taylor (Nov. 14-28, 2004).....	3
Fred Taylor (Nov. 23-Dec. 7, 2003).....	3
Stacey Mack (Dec. 16-30, 2001).....	3



RECEIVING

RECEPTIONS

Jimmy Smith (1995-2005).....	862
Keenan McCardell (1996-2001).....	499
MARCEDES LEWIS (2006-16).....	451
Maurice Jones-Drew (2006-13).....	335
Fred Taylor (1998-2008).....	286
Kyle Brady (1999-2006).....	241
Pete Mitchell (1995-2002).....	191
Reggie Williams (2004-08).....	189
Cecil Shorts III (2011-14).....	176
Mike Thomas (2009-12).....	171

RECEIVING YARDS

Jimmy Smith (1995-2005).....	12,287
Keenan McCardell (1996-2001).....	6,393
MARCEDES LEWIS (2006-16).....	4,184
Maurice Jones-Drew (2006-13).....	2,873
Kyle Brady (1999-2006).....	2,500
ALLEN ROBINSON (2014-16).....	2,539
Fred Taylor (1998-2008).....	2,361
Cecil Shorts III (2011-14).....	2,343
Reggie Williams (2004-08).....	2,322
Matt Jones (2005-08).....	2,153

RECEIVING TOUCHDOWNS

Jimmy Smith (1995-2005).....	67
Keenan McCardell (1996-2001).....	30
MARCEDES LEWIS (2006-16).....	28
ALLEN ROBINSON (2014-16).....	22
ALLEN HURNS (2014-16).....	19
Reggie Williams (2004-08).....	18
Ernest Wilford (2004-10).....	15
Matt Jones (2005-08).....	15
Mike Sims-Walker (2008-11).....	14
Kyle Brady (1999-2006).....	13

CONSECUTIVE GAMES WITH RECEPTION

Jimmy Smith (Oct. 29, 1995-Dec. 17, 2000).....	86
Jimmy Smith (Sept. 9, 2001-Jan. 1, 2006).....	76
Maurice Jones-Drew (Dec. 10, 2006-Dec. 19, 2010).....	65
Keenan McCardell (Dec. 28, 1998-Jan. 6, 2002).....	49
Keenan McCardell (Sept. 1, 1996-Dec. 13, 1998).....	45
ALLEN HURNS (Sept. 7, 2014-Oct. 27, 2016).....	38
Marcedes Lewis (Sept. 12, 2010-Sept. 9, 2012).....	32
Ernest Wilford (Dec. 26, 2004-Dec. 3, 2006).....	30
Kyle Brady (Sept. 12, 1999-Sept. 9, 2001).....	30

CONSECUTIVE GAMES WITH REC. TD

Allen Hurns (Sept. 27-Nov. 15, 2015).....	7
Allen Robinson (Nov. 29-Dec. 27, 2015).....	5
Julius Thomas (Nov. 19-Dec. 13, 2015).....	4
Marcedes Lewis (Dec. 1-22, 2013).....	4
Cecil Shorts III (Nov. 8-Dec. 2, 2012).....	4
Reggie Williams (Dec. 9-30, 2007).....	4
<i>Several players tied.....</i>	3

YARDS PER RECEPTION (MIN. 100 RECEPTIONS)

ALLEN HURNS (2014-16).....	14.57
Jimmy Smith (1995-2005).....	14.25
ALLEN ROBINSON (2014-16).....	14.03
Ernest Wilford (2004-10).....	13.86
Mike Sims-Walker (2008-11).....	13.49
Cecil Shorts III (2011-14).....	13.31
Matt Jones (2005-08).....	12.97
Keenan McCardell (1996-2001).....	12.81
Willie Jackson (1995-97).....	12.44

*An active streak

CAREER RECORDS

RECEIVING



200-YARD RECEIVING GAMES

Jimmy Smith (1995-2005).....	2
------------------------------	---

100-YARD RECEIVING GAMES

Jimmy Smith (1995-2005).....	46
Keenan McCardell (1996-2001).....	19
ALLEN HURNS (2014-16)	7
Cecil Shorts III (2011-14).....	7
ALLEN ROBINSON (2014-16)	7
Matt Jones (2005-08).....	6
Mike Sims-Walker (2008-10).....	6
Justin Blackmon (2012-13).....	3
<i>Several players tied</i>	2

LONGEST RECEPTIONS

Allen Robinson (Dec. 27, 2015 at N.O.).....	90t
Troy Edwards (Sept. 28, 2003 at Hou.).....	84t
Justin Blackmon (Nov. 18, 2012 at Hou.).....	81t
Allen Hurns (Dec. 13, 2015 vs. Ind.).....	80t
Cecil Shorts III (Sept. 23, 2012 at Ind.).....	80t
Reggie Williams (Nov. 4, 2007 at N.O.).....	80t
Patrick Johnson (Sept. 15, 2002 at K.C.).....	79t

CONSECUTIVE 100-YARD GAMES

Jimmy Smith (Oct. 24-Nov. 14, 2004).....	3
Jimmy Smith (Dec. 19, 1999-Jan. 2, 2000).....	3
Jimmy Smith (Nov. 21-Dec. 2, 1999).....	3
Jimmy Smith (Sept. 12-26, 1999).....	3
Jimmy Smith (Nov. 29-Dec. 13, 1998).....	3
Jimmy Smith (Nov. 9-23, 1997).....	3
Jimmy Smith (Aug. 31-Sept. 22, 1997).....	3
<i>Several players tied</i>	2

LONGEST RECEIVING TDs

Allen Robinson (Dec. 27, 2015 at N.O.).....	90
Troy Edwards (Sept. 28, 2003 at Hou.).....	84
Justin Blackmon (Nov. 18, 2012 at Hou.).....	81
Allen Hurns (Dec. 13, 2015 vs. Ind.).....	80
Cecil Shorts III (Sept. 23, 2012 at Ind.).....	80
Reggie Williams (Nov. 4, 2007 at N.O.).....	80
Patrick Johnson (Sept. 15, 2002 at K.C.).....	79
Fred Taylor (Nov. 1, 1998 at Bal.).....	78
Jason Hill (Oct. 9, 2011 vs. Cin.).....	74

YARDAGE

SCRIMMAGE YARDS

Fred Taylor (1998-2008).....	13,632
Jimmy Smith (1995-2005).....	12,286
Maurice Jones-Drew (2006-13).....	10,944
Keenan McCardell (1996-2001).....	6,393
MARCEDES LEWIS (2006-16)	4,184
James Stewart (1995-99).....	3,804
Kyle Brady (1999-2006).....	2,500
ALLEN ROBINSON (2014-16)	2,539
Reggie Williams (2004-08).....	2,366
Cecil Shorts III (2011-14).....	2,339

ALL-PURPOSE YARDS

Fred Taylor (1998-2008).....	13,640
Maurice Jones-Drew (2006-13).....	13,110
Jimmy Smith (1995-2005).....	12,875
Keenan McCardell (1996-2001).....	6,499
MARCEDES LEWIS (2006-16)	4,184
James Stewart (1995-99).....	3,793
Reggie Barlow (1996-2000).....	3,687
Mike Thomas (2009-12).....	3,276
Kyle Brady (1999-2006).....	2,567
Jordan Todman (2012-14).....	2,526

PUNTING

PUNTS

Bryan Barker (1995-2000).....	456
Chris Hanson (2001-06).....	424
Bryan Anger (2012-15).....	360
Adam Podlesh (2007-10).....	229
Nick Harris (2011).....	72
BRAD NORTMAN (2016)	52
Mark Royals (2003).....	45
Matt Turk (2011).....	27

PUNT YARDS

Bryan Barker (1995-2000).....	19,849
Chris Hanson (2001-06).....	18,190
Bryan Anger (2012-15).....	16,855
Adam Podlesh (2007-10).....	9,751
Nick Harris (2011).....	3,075
BRAD NORTMAN (2016)	2,411
Mark Royals (2003).....	1,852
Matt Turk (2011).....	1,072
Steve Weatherford (2008).....	915

GROSS AVERAGE (MIN. 100 PUNTS)

Bryan Anger (2012-15).....	46.8
Bryan Barker (1995-2000).....	43.5
Chris Hanson (2001-06).....	42.9
Adam Podlesh (2007-10).....	42.5

NET AVERAGE (MIN. 100 PUNTS)

Bryan Anger (2012-15).....	40.5
Adam Podlesh (2007-10).....	37.8
Bryan Barker (1995-2000).....	37.2
Chris Hanson (2001-06).....	35.9

LONGEST PUNTS

Bryan Barker (Oct. 11, 1999 at N.Y. Jets).....	83
BRAD NORTMAN (OCT. 2, 2016 VS. IND.)	78
Adam Podlesh (Oct. 28, 2007 at T.B.).....	76
Chris Hanson (Nov. 20, 2005 at Ten.).....	74
Bryan Anger (Oct. 4, 2012 vs. Det.).....	73
Bryan Anger (Dec. 14, 2014 at Bal.).....	69
Chris Hanson (Sept. 12, 2004 at Buf.).....	69
BRAD NORTMAN (SEPT. 11, 2016 VS. G.B.)	67
Bryan Anger (Nov. 30, 2014 vs. N.Y. Giants).....	66
Bryan Anger (Sept. 23, 2012 at Ind.).....	66
Bryan Anger (Dec. 23, 2012 vs. N.E.).....	65
Bryan Anger (Nov. 25, 2012 vs. Ten.).....	65
Bryan Anger (Oct. 7, 2012 vs. Chi.).....	65
Matt Turk (Sept. 11, 2011 vs. Ten.).....	65
Bryan Barker (Oct. 1, 2000 vs. Pit.).....	65

INSIDE THE 20 (MIN. 100 PUNTS)

Bryan Barker (1995-2000).....	151
Chris Hanson (2001-06).....	136
Bryan Anger (2011-15).....	113
Adam Podlesh (2007-10).....	75



CONSECUTIVE PUNTS WITHOUT BLOCK

Bryan Barker (1995-2000).....	456
Adam Podlesh (2007-10).....	229
Chris Hanson (2001-03).....	168

TOUCHBACKS (MIN. 100 PUNTS)

Adam Podlesh (2007-10).....	19
Bryan Anger (2012-15).....	27
Bryan Barker (1995-2000).....	43
Chris Hanson (2001-06).....	50

CAREER RECORDS

RETURNS

KICKOFF RETURNS

Maurice Jones-Drew (2006-13).....	79
Deji Karim (2010-11).....	77
Brian Witherspoon (2008-09).....	76
Reggie Barlow (1996-2000).....	70
Jordan Todman (2012-14).....	68
Willie Jackson (1995-97).....	58
David Allen (2003-04).....	52
Derrick Wimbush (2005-06).....	47
Elvis Joseph (2001-02).....	44
Shyrone Stith (2000).....	33

LONGEST KICKOFF RETURNS

Maurice Jones-Drew (Nov. 4, 2007 at N.O.).....	100t
Alvis Whitted (Dec. 26, 1999 at Ten.).....	98t
Elvis Joseph (Nov. 18, 2001 at Pit.).....	85t
Maurice Jones-Drew (Dec. 10, 2006 vs. Ind.).....	93t
Reggie Barlow (Dec. 7, 1997 vs. N.E.).....	92t

PUNT RETURN YARDS

Reggie Barlow (1996-2000).....	1,581
Alvin Pearman (2005-08).....	693
Mike Thomas (2009-12).....	620
David Allen (2003-04).....	468
RASHAD GREENE SR. (2015-16).....	432
Ace Sanders (2013-14).....	367
Chris Hudson (1995-98).....	348
Damon Gibson (2001-02).....	333
Bobby Shaw (2002).....	310
Jermaine Lewis (2003-04).....	272



KICKOFF RETURN YARDS

Maurice Jones-Drew (2006-12).....	2,054
Deji Karim (2010-11).....	1,900
Brian Witherspoon (2008-09).....	1,818
Jordan Todman (2012-14).....	1,762
Reggie Barlow (1996-2000).....	1,634
Willie Jackson (1995-97).....	1,206
Derrick Wimbush (2005-06).....	1,136
David Allen (2003-04).....	1,041
Elvis Joseph (2001-02).....	990
Shyrone Stith (2000).....	785

KICK RETURN AVERAGE (MIN. 50 RETURNS)

Maurice Jones-Drew (2006-13).....	26.00
Jordan Todman (2012-14).....	25.91
Deji Karim (2010-11).....	24.68
Brian Witherspoon (2008-09).....	23.92
Reggie Barlow (1996-2000).....	23.34
Willie Jackson (1995-97).....	20.79
David Allen (2003-04).....	20.02

PUNT RETURN AVERAGE (MIN. 25 RETURNS)

Bobby Shaw (2002).....	12.40
David Allen (2003-04).....	11.14
RASHAD GREENE SR. (2015-16).....	11.08
Chris Hudson (1995-98).....	10.88
Reggie Barlow (1996-2000).....	10.83
Jermaine Lewis (2003-04).....	9.71
Alvin Pearman (2005-08).....	8.56
Damon Gibson (2001-02).....	8.54
Mike Thomas (2009-12).....	8.27
Dennis Northcutt (2007-08).....	8.19

PUNT RETURN TOUCHDOWNS

Reggie Barlow (1996-2000).....	2
RASHAD GREENE (2015-16).....	1
Mike Thomas (2009-12).....	1
Bobby Shaw (2002).....	1

KICKOFF RETURN TOUCHDOWNS

Maurice Jones-Drew (2006-11).....	2
Derrick Wimbush (2005-06).....	1
Jimmy Smith (1995-2005).....	1
Elvis Joseph (2001-02).....	1
Alvis Whitted (1998-2001).....	1
Reggie Barlow (1996-2000).....	1



PUNT RETURNS

Reggie Barlow (1996-2000).....	146
Alvin Pearman (2005-08).....	81
Mike Thomas (2009-12).....	75
Ace Sanders (2013-14).....	57
David Allen (2003-04).....	42
Damon Gibson (2001-02).....	39
RASHAD GREENE SR. (2015-2016).....	39
Chris Hudson (1995-98).....	32
Dennis Northcutt (2007-08).....	31
Jermaine Lewis (2003-04).....	28
Bobby Shaw (2002).....	25

LONGEST PUNT RETURNS

Reggie Barlow (Sept. 13, 1998 vs. K.C.).....	85t
Mike Thomas (Dec. 18, 2010 at Ind.).....	78t
Reggie Barlow (Nov. 21, 1999 vs. N.O.).....	74t
RASHAD GREENE SR. (Dec. 13, 2015 vs. Ind.)..	73t
Bobby Shaw (Oct. 6, 2002 vs. Phi.).....	69t
Rashad Greene (Nov. 19, 2015 vs. Ten.).....	63
Chris Hudson (Oct. 6, 1996 at N.O.).....	60

DEFENSE

INTERCEPTIONS

Rashean Mathis (2003-12).....	30
Aaron Beasley (1996-2001).....	15
Donovin Darius (1998-2006).....	14
Derek Cox (2009-12).....	12
PAUL POSLUSZNY (2011-16).....	11
Mike Peterson (2003-08).....	8
Chris Hudson (1995-98).....	8
Reggie Nelson (2007-09).....	7
Deon Grant (2004-06).....	7
Marlon McCree (2001-03).....	7
Jason Craft (1999-2003).....	7

LONGEST INTERCEPTION RETURNS

Aaron Beasley (Sept. 12, 1999 vs. S.F.).....	93t
Rashean Mathis (Oct. 5, 2008 vs. Pit.).....	72t
Rashean Mathis (Sept. 21, 2008 at Ind.).....	61t
Paul Posluszny (Oct. 13, 2013 at Den.).....	59t
Dwayne Gratz (Dec. 28, 2014 at Hou.).....	55t
Rashean Mathis (Nov. 5, 2006 vs. Ten.).....	55
Scott Starks (Nov. 5, 2006 vs. Ten.).....	55t

CONSECUTIVE GAMES WITH INT

Brian Williams (Oct. 14-Nov. 11, 2007).....	3
Geno Hayes (Dec. 5-15, 2013).....	2
Derek Cox (Oct. 7-21, 2012).....	2
Morgan Trent (Dec. 24, 2011-Jan. 1, 2012).....	2
Rashean Mathis (Dec. 31, 2006-Sept. 9, 2007).....	2
Gerald Sensabaugh (Dec. 3-10, 2006).....	2
Rashean Mathis (Sept. 10-18, 2006).....	2
Rashean Mathis (Oct. 16-30, 2005).....	2
Donovin Darius (Nov. 21-28, 2004).....	2
Mike Peterson (Nov. 23-30, 2003).....	2
Marlon McCree (Dec. 1-8, 2002).....	2
Marlon McCree (Nov. 10-17, 2002).....	2
Donovin Darius (Oct. 31-Nov. 7, 1999).....	2
Chris Hudson (Sept. 20-27, 1998).....	2
Chris Hudson (Nov. 2-9, 1997).....	2
James Williams (Nov. 26-Dec. 3, 1995).....	2

INTs RETURNED FOR TOUCHDOWN

Rashean Mathis (2003-12).....	3
Aaron Beasley (1996-2001).....	2
Several players tied.....	1



CAREER RECORDS

DEFENSE

SACKS

Tony Brackens (1996-2003)	55.0
Joel Smeenge (1995-2000).....	34.0
John Henderson (2002-09).....	29.0
Paul Spicer (2001-08).....	28.5
Kevin Hardy (1996-2001)	28.5
Gary Walker (1999-2001).....	22.5
Marcus Stroud (2001-07).....	22.0

CONSECUTIVE GAMES WITH SACK

Tony Brackens (Nov. 11-Dec. 30, 2001).....	8
YANNICK NGAKOUÉ (SEPT. 18-OCT. 16, 2016).....	4
Gary Walker (Oct. 18-Nov. 11, 2001)	4
Tony Brackens (Nov. 28-Dec. 19, 1999).....	4
Kevin Hardy (Oct. 11-Nov. 7, 1999).....	4
Tony Brackens (Sept. 22-Oct. 12, 1997).....	4

TACKLES

Daryl Smith (2004-12).....	1,089
PAUL POSLUSZNY (2011-16)	877
Donovin Darius (1998-2006).....	858
Mike Peterson (2003-08).....	837
Kevin Hardy (1996-2001)	789
John Henderson (2002-09).....	563
Rashean Mathis (2003-12).....	554
Akin Ayodele (2002-05).....	489

TAKEAWAYS

Rashean Mathis (2003-12).....	35
Donovin Darius (1998-2006).....	20
Tony Brackens (1996-2003).....	18
Aaron Beasley (1996-2001)	18



FUMBLES

FUMBLES

Mark Brunell (1995-2003)	51
David Garrard (2002-10).....	44
Fred Taylor (1998-2008).....	25
Byron Leftwich (2003-06)	25
BLAKE BORTLES (2014-16).....	25
Maurice Jones-Drew (2006-13).....	22
Blaine Gabbert (2011-13).....	21

FUMBLES LOST

David Garrard (2002-10).....	21
Mark Brunell (1995-2003)	18
Fred Taylor (1998-2008).....	12
Maurice Jones-Drew (2006-13).....	10
Byron Leftwich (2003-06)	10

LONGEST FUMBLE RECOVERY RETURNS

Aaron Beasley (Nov. 8, 1998 vs. Cin.).....	90t
Donovin Darius (Nov. 1, 1998 at Bal.)	83t
Daryl Smith (Oct. 14, 2007 vs. Hou.)	77t
Ainsley Battles (Dec. 3, 2001 vs. G.B.).....	60t
Andre Branch (Dec. 14, 2015 vs. Ind.).....	49t

FORCED FUMBLES

Tony Brackens (1996-2003)	28
Daryl Smith (2004-12)	9
Joel Smeenge (1995-2000)	9
Aaron Beasley (1996-2001)	8
Kevin Hardy (1996-2001)	8
Marcus Stroud (2001-07).....	7
Donovin Darius (1998-2006).....	7
Akin Ayodele (2002-05)	7

OPPONENT FUMBLE RECOVERIES

Tony Brackens (1996-2003)	13
Donovin Darius (1998-2006).....	6
Fernando Bryant (1999-2003)	6
Kevin Hardy (1996-2001)	6
Bryan Schwartz (1995-99).....	6
Travis Davis (1995-98).....	6



BLOCKS

BLOCKED FIELD GOALS

Marcus Stroud (2001-07).....	2
Clyde Simmons (1996-97).....	2
TYSON ALUALU (2010-16)	1
Chris Clemons (2014-15)	1
Rashean Mathis (2003-10).....	1
John Henderson (2002-09).....	1

BLOCKED PUNTS

Donovin Darius (1998-2006).....	2
Dave Thomas (1995-99)	2

BLOCKED FIELD GOAL RETURNS

Chris Hudson (Sept. 22, 1997 vs. Pit.).....	1
Mickey Washington (Dec. 1, 1996 vs. Cin.).....	1

BLOCKED EXTRA POINTS

Sen'Derrick Marks (Nov. 20, 2016 at Det.)	1
Tony Brackens (Oct. 5, 1997 vs. Cin.)	1
Clyde Simmons (Sept. 22, 1996 at N.E.)	1

BLOCKED PUNT RETURNS

Mike Harris (Dec. 30, 2012 at Ten.).....	1
Zach Potter (Dec. 15, 2011 at Atl.)	1
Alvis Whitted (Nov. 1, 1998 at Bal.)	1
Jimmy Smith (Dec. 3, 1995 at Den.)	1

SINGLE-SEASON RECORDS

SCORING

POINTS

Mike Hollis (1997)	134
Mike Hollis (1999)	130
Josh Scobee (2006)	119
Mike Hollis (1996)	117
Jason Myers (2015)	110
Mike Hollis (1998)	108
Josh Scobee (2010)	107
Josh Scobee (2005)	107
Mike Hollis (2000)	105
Fred Taylor (1998)	102

TOUCHDOWNS

Fred Taylor (1998)	17
Maurice Jones-Drew (2009)	16
Maurice Jones-Drew (2006)	16
Allen Robinson (2015)	14
Maurice Jones-Drew (2008)	14
Fred Taylor (2000)	14
James Stewart (1999)	13
Maurice Jones-Drew (2011)	11
Several players tied	10

FIELD GOALS

Mike Hollis (1999)	31
Mike Hollis (1997)	31
Mike Hollis (1996)	30
Jason Myers (2015)	26
Josh Scobee (2006)	26
Josh Scobee (2012)	25
Josh Scobee (2000)	24
Mike Hollis (2000)	24
Several players tied	23

FIELD GOAL % (MIN. 25 ATTEMPTS)

Mike Hollis (2000)	92.3
Josh Scobee (2013)	92.0
Josh Scobee (2011)	92.0
Josh Scobee (2012)	89.3
Jason Myers (2015)	86.7
Mike Hollis (1997)	86.1
Mike Hollis (1996)	83.3
Mike Hollis (1999)	81.6
Josh Scobee (2006)	81.3
Mike Hollis (1998)	80.8



EXTRA POINTS

Mike Hollis (1998)	45
Josh Scobee (2010)	41
Josh Scobee (2006)	41
Mike Hollis (1997)	41
Josh Scobee (2005)	38
Mike Hollis (1999)	37
Josh Scobee (2008)	33
Mike Hollis (2000)	33
Jason Myers (2015)	32
Several players tied	30

PASSING

PASSING YARDS

Blake Bortles (2015)	4,428
Mark Brunell (1996) *Led NFL*	4,367
Mark Brunell (2000)	3,640
David Garrard (2008)	3,620
David Garrard (2009)	3,597
Mark Brunell (2001)	3,309
Mark Brunell (1997)	3,281
Chad Henne (2013)	3,241
Mark Brunell (1999)	3,060
Byron Leftwich (2004)	2,941

PASS ATTEMPTS

Blake Bortles (2015)	606
Mark Brunell (1996)	557
David Garrard (2008)	535
David Garrard (2009)	516
Mark Brunell (2000)	512
Chad Henne (2013)	503
Blake Bortles (2014)	475
Mark Brunell (2001)	473
Mark Brunell (1999)	441
Byron Leftwich (2004)	441

PASS COMPLETIONS

Blake Bortles (2015)	355
Mark Brunell (1996)	353
David Garrard (2008)	335
David Garrard (2009)	314
Mark Brunell (2000)	311
Chad Henne (2013)	305
Mark Brunell (2001)	289
Blake Bortles (2014)	280
Byron Leftwich (2004)	267
Mark Brunell (1997)	264

TOUCHDOWN PASSES

Blake Bortles (2015)	35
David Garrard (2010)	23
Mark Brunell (2000)	20
Mark Brunell (1998)	20
Mark Brunell (2001)	19
Mark Brunell (1996)	19
David Garrard (2007)	18
Mark Brunell (1997)	18
Mark Brunell (2002)	17
Several players tied	15

INTERCEPTIONS

Mark Brunell (1996)	20
Blake Bortles (2015)	18
Blake Bortles (2014)	17
Byron Leftwich (2003)	16
David Garrard (2010)	15
Chad Henne (2013)	14
Mark Brunell (2000)	14
David Garrard (2008)	13
Mark Brunell (2001)	13
Several players tied	11

INTERCEPTION % (MIN. 300 ATTEMPTS)

David Garrard (2007)	0.92
Mark Brunell (1997)	1.61
Byron Leftwich (2005)	1.66
Mark Brunell (2002)	1.68
David Garrard (2009)	1.94
Mark Brunell (1995)	2.02
Mark Brunell (1999)	2.04
Byron Leftwich (2004)	2.27
David Garrard (2008)	2.43
Mark Brunell (1998)	2.54

COMPLETION % (MIN. 300 ATTEMPTS)

David Garrard (2010)	64.48
David Garrard (2007)	64.00
Mark Brunell (1996)	63.38
David Garrard (2008)	62.62
Mark Brunell (2001)	61.10
David Garrard (2009)	60.85
Mark Brunell (2000)	60.74
Mark Brunell (1997)	60.69
Chad Henne (2013)	60.64
Byron Leftwich (2004)	60.54

PASSER RATING (MIN. 300 ATTEMPTS)

David Garrard (2007)	102.2
Mark Brunell (1997)	91.2
David Garrard (2010)	90.8
Mark Brunell (1998)	89.9
Byron Leftwich (2005)	89.3
Blake Bortles (2015)	88.2
Mark Brunell (2002)	85.7
Mark Brunell (2001)	84.1
Mark Brunell (2000)	84.0
Mark Brunell (1996)	84.0

AVG. GAIN PER ATTEMPT (MIN. 300 ATTEMPTS)

Mark Brunell (1996) *Led NFL*	7.84
David Garrard (2007)	7.72
Mark Brunell (1997)	7.54
David Garrard (2010)	7.47
Mark Brunell (1998)	7.35
Blake Bortles (2015)	7.31
Mark Brunell (2000)	7.11
Byron Leftwich (2005)	7.03
Mark Brunell (2001)	7.00
David Garrard (2009)	6.97

400-YARD PASSING GAMES

Mark Brunell (1996)	2
---------------------------	---

300-YARD PASSING GAMES

Blake Bortles (2015)	6
Mark Brunell (1996)	6
Several players tied	3

SINGLE-SEASON RECORDS

RUSHING

RUSHING YARDS

Maurice Jones-Drew (2011) *Led NFL*	1,606
Fred Taylor (2003)	1,572
Fred Taylor (2000)	1,399
Maurice Jones-Drew (2009)	1,391
Maurice Jones-Drew (2010)	1,324
Fred Taylor (2002)	1,314
Fred Taylor (2004)	1,224
Fred Taylor (1998)	1,223
Fred Taylor (2007)	1,202
Fred Taylor (2006)	1,146

RUSHING ATTEMPTS

Fred Taylor (2003)	345
Maurice Jones-Drew (2011)	343
Maurice Jones-Drew (2009)	312
Maurice Jones-Drew (2010)	299
Fred Taylor (2000)	292
Fred Taylor (2002)	287
Fred Taylor (1998)	264
Fred Taylor (2004)	260
James Stewart (1999)	249
Natrone Means (1997)	244

RUSHING TOUCHDOWNS

Maurice Jones-Drew (2009)	15
Fred Taylor (1998)	14
Maurice Jones-Drew (2006)	13
James Stewart (1999)	13
Maurice Jones-Drew (2008)	12
Fred Taylor (2000)	12
Maurice Jones-Drew (2007)	9
Stacey Mack (2002)	9
Stacey Mack (2001)	9
Natrone Means (1997)	9

RUSHING AVERAGE (MIN. 150 ATTEMPTS)

Maurice Jones-Drew (2006)	5.67
Fred Taylor (2007)	5.39
Fred Taylor (2006)	4.96
Fred Taylor (2000)	4.79
Fred Taylor (2004)	4.71
Maurice Jones-Drew (2011)	4.68
Fred Taylor (1998)	4.63
Maurice Jones-Drew (2007)	4.60
Fred Taylor (1999)	4.60
Fred Taylor (2002)	4.58

200-YARD RUSHING GAMES

Fred Taylor (2000)	1
--------------------	---



100-YARD RUSHING GAMES

Fred Taylor (2000)	9
Maurice Jones-Drew (2010)	7
Fred Taylor (2003)	7
Maurice Jones-Drew (2011)	6
Fred Taylor (1998)	6
Maurice Jones-Drew (2009)	5
Fred Taylor (2007)	5
Fred Taylor (2004)	5
Fred Taylor (2002)	5
Fred Taylor (2006)	4

RECEIVING

RECEPTIONS

Jimmy Smith (1999) *Led NFL*	116
Jimmy Smith (2001)	112
Keenan McCardell (2000)	94
Keenan McCardell (2001)	93
Jimmy Smith (2000)	91
Keenan McCardell (1997)	85
Keenan McCardell (1996)	85
Jimmy Smith (1996)	83
Jimmy Smith (1997)	82
Several players tied	80

RECEIVING YARDS

Jimmy Smith (1999)	1,636
Allen Robinson (2015)	1,400
Jimmy Smith (2001)	1,373
Jimmy Smith (1997)	1,324
Jimmy Smith (1996)	1,244
Jimmy Smith (2000)	1,213
Keenan McCardell (2000)	1,207
Jimmy Smith (1998)	1,182
Jimmy Smith (2004)	1,172
Keenan McCardell (1997)	1,164
Keenan McCardell (1996)	1,129
Keenan McCardell (2001)	1,110
Allen Hurns (2015)	1,031
Jimmy Smith (2002)	1,027
Jimmy Smith (2005)	1,023

YARDS PER RECEPTION (MIN. 50 RECEPTIONS)

Cecil Shorts III (2012)	17.80
Allen Robinson (2015)	17.50
Jimmy Smith (1997)	16.15
Allen Hurns (2015)	16.11
Jimmy Smith (2004)	15.84
Jimmy Smith (1998)	15.15
Jimmy Smith (1996)	14.99

RECEIVING TOUCHDOWNS

Allen Robinson (2015) *Led NFL*	14
Allen Hurns (2015)	10
Mercedes Lewis (2010)	10
Reggie Williams (2007)	10
Jimmy Smith (2001)	8
Jimmy Smith (2000)	8
Jimmy Smith (1998)	8

100-YARD RECEIVING GAMES

Jimmy Smith (1999)	9
Allen Robinson (2015)	6
Jimmy Smith (2001)	6
Jimmy Smith (1997)	6
Keenan McCardell (2000)	5
Jimmy Smith (2000)	5
Jimmy Smith (1998)	5

200-YARD RECEIVING GAMES

Justin Blackmon (2012)	1
Jimmy Smith (2000)	1
Jimmy Smith (1999)	1
Keenan McCardell (1996)	1



YARDAGE

SCRIMMAGE YARDS

Maurice Jones-Drew (2011)	1,980
Fred Taylor (2003)	1,942
Maurice Jones-Drew (2009)	1,765
Fred Taylor (2002)	1,722
Fred Taylor (1998)	1,644
Maurice Jones-Drew (2010)	1,641
Fred Taylor (2000)	1,639
Jimmy Smith (1999)	1,636
Fred Taylor (2004)	1,569
Allen Robinson (2015)	1,400

ALL-PURPOSE YARDS

Maurice Jones-Drew (2006)	2,250
Maurice Jones-Drew (2007)	2,014
Maurice Jones-Drew (2011)	1,964
Fred Taylor (2003)	1,942
Maurice Jones-Drew (2009)	1,881
Maurice Jones-Drew (2008)	1,739
Fred Taylor (2002)	1,722
Fred Taylor (1998)	1,653
Maurice Jones-Drew (2010)	1,641
Fred Taylor (2000)	1,638



SINGLE-SEASON RECORDS

PUNTING

PUNTS

Bryan Anger (2013).....	95
Bryan Anger (2014).....	94
Bryan Anger (2012).....	91
Bryan Barker (1998).....	85
Chris Hanson (2004).....	84
Chris Hanson (2005).....	82
Chris Hanson (2001).....	82
Bryan Barker (1995).....	82
Chris Hanson (2002).....	81
Bryan Anger (2015).....	80

GROSS AVERAGE (MIN. 50 PUNTS)

Bryan Anger (2012) *NFL rookie record*	47.8
Bryan Anger (2014).....	47.5
Bryan Anger (2015).....	46.3
Bryan Anger (2013).....	45.7
Bryan Barker (1998).....	45.0
Bryan Barker (1997).....	44.9
Chris Hanson (2002).....	44.2

NET AVERAGE (MIN. 50 PUNTS)

Bryan Anger (2012) *NFL rookie record*	40.8
Bryan Anger (2013).....	40.5
Bryan Anger (2014).....	39.6
Bryan Anger (2015).....	39.5
Adam Podlesh (2010).....	39.2
Bryan Barker (1997).....	38.8
Bryan Barker (1995) *Led NFL*	38.6

INSIDE THE 20 (MIN. 50 PUNTS)

Chris Hanson (2005).....	33
Bryan Barker (1999).....	32
Bryan Anger (2013).....	31
Bryan Anger (2012).....	31
Bryan Barker (2000).....	29
Chris Hanson (2004).....	28
Bryan Barker (1998).....	28

TOUCHBACKS (MIN. 50 PUNTS)

Adam Podlesh (2007)	2
Bryan Anger (2012).....	5
Several players tied.....	5



KICKOFF RETURNS

Brian Witherspoon (2008)	52
Deji Karim (2010).....	50
David Allen (2003).....	41
Derrick Wimbush (2005).....	39
Jordan Todman (2014).....	38
Shyrone Stith (2000).....	33
Willie Jackson (1997).....	32
Maurice Jones-Drew (2007)	31
Maurice Jones-Drew (2006)	31
Reggie Barlow (1998).....	30

KICKOFF RETURN TOUCHDOWNS

Maurice Jones-Drew (2007)	1
Maurice Jones-Drew (2006)	1
Several players tied.....	1

PUNT RETURNS

Alvin Pearman (2005).....	49
Reggie Barlow (1998).....	43
Damon Gibson (2001).....	38
Reggie Barlow (1999).....	38
Reggie Barlow (1997).....	36
Mike Thomas (2010).....	34
Ace Sanders (2014).....	32
Chris Hudson (2006).....	32
Chris Hudson (1996).....	32
Reggie Barlow (2000).....	29

PUNT RETURN AVERAGE (MIN. 15 RETURNS)

Rashad Greene (2015)	16.72
Reggie Barlow (1998).....	12.91
Bobby Shaw (2002).....	12.40
David Allen (2003).....	12.00
Reggie Barlow (1997).....	11.44
Brian Witherspoon (2008).....	11.29
Reggie Barlow (1999).....	10.89
Chris Hudson (1996).....	10.88
Mike Thomas (2010).....	10.53
Desmond Howard (1995).....	10.25

KICKOFF RETURN YARDS

Brian Witherspoon (2008)	1,250
Deji Karim (2010).....	1,248
Jordan Todman (2014).....	972
Derrick Wimbush (2005).....	955
Maurice Jones-Drew (2006)	860
David Allen (2003).....	831
Maurice Jones-Drew (2007)	811
Shyrone Stith (2000).....	785
Reggie Barlow (1998).....	747
Jordan Todman (2013).....	712

KICKOFF RETURN AVERAGE (MIN. 25 RETURNS)

Maurice Jones-Drew (2006)	27.74
Jordan Todman (2013).....	27.38
Maurice Jones-Drew (2007)	26.16
Jordan Todman (2014).....	25.58
Deji Karim (2010).....	24.96
Reggie Barlow (1998).....	24.90
Mike Thomas (2009).....	24.77
Derrick Wimbush (2005).....	24.49

PUNT RETURN YARDS

Reggie Barlow (1998).....	555
Reggie Barlow (1999).....	414
Reggie Barlow (1997).....	412
Alvin Pearman (2005).....	410
Mike Thomas (2010).....	358
Chris Hudson (1996).....	348
Damon Gibson (2001).....	333
David Allen (2003).....	324
Bobby Shaw (2002).....	310
Rashad Greene (2015).....	301

PUNT RETURN TOUCHDOWNS

Rashad Greene (2015)	1
Mike Thomas (2010).....	1
Bobby Shaw (2002).....	1
Reggie Barlow (1999).....	1
Reggie Barlow (1998).....	1

DEFENSE

INTERCEPTIONS

Rashean Mathis (2006).....	8
Marlon McCree (2002).....	6
Aaron Beasley (1999).....	6
Reggie Nelson (2007).....	5
Rashean Mathis (2005).....	5
Donovin Darius (2004).....	5
Rashean Mathis (2004).....	5
Deon Figures (1997).....	5
Several players tied.....	4

INTs RETURNED FOR TOUCHDOWN

Rashean Mathis (2008)	2
Aaron Beasley (1999).....	2
Several players tied.....	1

SACKS

Tony Brackens (1999)	12.0
Tony Brackens (2001).....	11.0
Kevin Hardy (1999).....	10.5
Bobby McCray (2006).....	10.0
Gary Walker (1999).....	10.0

TACKLES

Paul Posluszny (2012).....	231
Hardy Nickerson (2001).....	230
Russell Allen (2012).....	201
Paul Posluszny (2011).....	192
Mike Peterson (2005)	190
Wali Rainer (2002).....	188
Kevin Hardy (1998).....	186
Mike Peterson (2004).....	178

SINGLE-SEASON RECORDS

DEFENSE & FUMBLES

TAKEAWAYS

Donovin Darius (2004).....	9
Rashean Mathis (2006).....	8
Marlon McCree (2002).....	6
Aaron Beasley (1999).....	6

FORCED FUMBLES

Tony Brackens (1999).....	8
Tony Brackens (1997).....	6
Tony Brackens (2001).....	5
Tony Brackens (1996).....	5

FUMBLES

BLAKE BORTLES (2015)	14
Blaine Gabbert (2011).....	14
David Garrard (2009).....	14
Mark Brunell (1996).....	13
David Garrard (2010).....	11
Byron Leftwich (2003).....	11

OPPONENT FUMBLE RECOVERIES

Donovin Darius (2004).....	4
Bryan Schwartz (1998).....	4

FUMBLES LOST

David Garrard (2009).....	8
Byron Leftwich (2003).....	6
Blake Bortles (2015).....	5
Blaine Gabbert (2011).....	5
David Garrard (2010).....	4
<i>Several players tied</i>	3

SINGLE-GAME RECORDS

SCORING

POINTS

James Stewart (Oct. 12, 1997 vs. Phi.).....	30
Maurice Jones-Drew (Dec. 11, 2011 vs. T.B.).....	24
Fred Taylor (Nov. 19, 2000 at Pit.).....	24
<i>Several players tied</i>	18

FIELD GOALS

Josh Scobee (Oct. 10, 2010 at Buf.).....	5
Josh Scobee (Nov. 25, 2007 vs. Buf.).....	5
Mike Hollis (Sept. 10, 2000 at Bal.).....	5
Mike Hollis (Nov. 30, 1997 vs. Bal.).....	5
Mike Hollis (Dec. 1, 1996 vs. Cin.).....	5
<i>Several players tied</i>	4

TOUCHDOWNS

James Stewart (Oct. 12, 1997 vs. Phi.).....	5
Maurice Jones-Drew (Dec. 11, 2011 vs. T.B.).....	4
Fred Taylor (Nov. 19, 2000 at Pit.).....	4
<i>Several players tied</i>	3

EXTRA POINTS

Josh Scobee (Dec. 23, 2007 vs. Oak.).....	7
Mike Hollis (Dec. 3, 2000 vs. Cle.).....	6
Mike Hollis (Nov. 1, 1998 at Bal.).....	6
<i>Several players tied</i>	5



PASSING

PASSING YARDS

Mark Brunell (Sept. 22, 1996 at N.E.).....	432
Mark Brunell (Oct. 20, 1996 at STL).....	421
Mark Brunell (Sept. 10, 2000 at Bal.).....	386
Blake Bortles (Nov. 8, 2015 at NYJ).....	381
Mark Brunell (Sept. 20, 1998 vs. Bal.).....	376
Blake Bortles (Dec. 27, 2015 at N.O.).....	368
Byron Leftwich (Oct. 10, 2004 at S.D.).....	357
Mark Brunell (Dec. 1, 1996 vs. Cin.).....	356
Chad Henne (Nov. 18, 2012 at Hou.).....	354
Quinn Gray (Nov. 4, 2007 at N.O.).....	354
Mark Brunell (Nov. 10, 1996 vs. Bal.).....	354

PASSING TDs

Blake Bortles (Dec. 6, 2015 at Ten.).....	5
Blake Bortles (Oct. 11, 2015 at T.B.).....	4
Chad Henne (Nov. 18, 2012 at Hou.).....	4
David Garrard (Oct. 31, 2010 at Dal.).....	4
Quinn Gray (Dec. 30, 2007 at Hou.).....	4
Mark Brunell (Nov. 29, 1998 at Cin.).....	4
<i>Several players tied</i>	3

PASS ATTEMPTS

Byron Leftwich (Oct. 10, 2004 at S.D.).....	54
Blake Bortles (Oct. 27, 2016 at Ten.).....	54
Blake Bortles (Oct. 18, 2015 vs. Hou.).....	53
Mark Brunell (Oct. 20, 1996 at STL).....	52
Chad Henne (Dec. 29, 2013 at Ind.).....	51
Chad Henne (Dec. 23, 2012 vs. N.E.).....	51
Blake Bortles (Oct. 4, 2015 at Ind.).....	50
Mark Brunell (Sept. 10, 2000 at Bal.).....	50
Blake Bortles (Nov. 29, 2015 vs. S.D.).....	49
Blaine Gabbert (Oct. 28, 2012 at G.B.).....	49

INTERCEPTIONS

Mark Brunell (Oct. 20, 1996 at STL).....	5
Luke McCown (Sept. 18, 2011 at NYJ).....	4
David Garrard (Sept. 19, 2010 at S.D.).....	4
David Garrard (Nov. 12, 2006 vs. Hou.).....	4
<i>Several players tied</i>	3

AVG. GAIN PER ATTEMPT (MIN. 20 ATTEMPTS)

David Garrard (Oct. 21, 2010 at Dal.).....	12.38
Rob Johnson (Aug. 31, 1997 at Bal.).....	12.25
Byron Leftwich (Oct. 5, 2003 vs. S.D.).....	12.00
Mark Brunell (Nov. 1, 1998 at Bal.).....	11.85
Mark Brunell (Nov. 21, 1999 vs. N.O.).....	11.70
Mark Brunell (Sept. 22, 1996 at N.E.).....	11.08

PASS COMPLETIONS

Mark Brunell (Oct. 20, 1996 at STL).....	37
Byron Leftwich (Oct. 10, 2004 at S.D.).....	36
Blake Bortles (Oct. 27, 2016 at Ten.).....	33
Blake Bortles (Oct. 12, 2014 at Ten.).....	32
Blake Bortles (Nov. 13, 2016 vs. Hou.).....	32
Blake Bortles (Nov. 29, 2015 vs. S.D.).....	30
Blake Bortles (Oct. 18 vs. Hou.).....	30
Chad Henne (Dec. 29, 2013 at Ind.).....	30
David Garrard (Oct. 18, 2009 vs. STL).....	30
Mark Brunell (Oct. 15, 1995 vs. Chi.).....	30

COMPLETION % (MIN. 20 ATTEMPTS)

Mark Brunell (Sept. 7, 2003 at Car.).....	85.2
Mark Brunell (Oct. 29, 2000 at Dal.).....	83.3
Rob Johnson (Aug. 31, 1997 at Bal.).....	83.3
David Garrard (Dec. 2, 2007 at Ind.).....	82.8
David Garrard (Oct. 31, 2010 at Dal.).....	81.0
David Garrard (Oct. 10, 2010 at Buf.).....	80.0
Mark Brunell (Oct. 6, 1996 at N.O.).....	80.0

SINGLE-GAME RECORDS

RUSHING

RUSHING YARDS

Fred Taylor (Nov. 19, 2000 at Pit.)	234
Fred Taylor (Dec. 21, 2003 vs. N.O.)	194
Maurice Jones-Drew (Dec. 5, 2010 at Ten.)	186
Fred Taylor (Dec. 6, 1998 vs. Det.)	183
Fred Taylor (Dec. 3, 2000 vs. Cle.)	181
Maurice Jones-Drew (Sept. 23, 2012 at Ind.)	177
Maurice Jones-Drew (Nov. 1, 2009 at Ten.)	177
Maurice Jones-Drew (Jan. 1, 2012 vs. Ind.)	169
Maurice Jones-Drew (Dec. 10, 2006 vs. Ind.)	166
Fred Taylor (Oct. 30, 2005 at STL)	165

RUSHING TOUCHDOWNS

James Stewart (Oct. 12, 1997 vs. Phi.)	5
Maurice Jones-Drew (Oct. 18, 2009 vs. STL)	3
Maurice Jones-Drew (Sept. 27, 2009 at Hou.)	3
Fred Taylor (Dec. 3, 2000 vs. Cle.)	3
Fred Taylor (Nov. 19, 2000 at Pit.)	3
Fred Taylor (Nov. 15, 1998 vs. T.B.)	3
Several players tied	2

RUSHING ATTEMPTS

Fred Taylor (Dec. 21, 2003 vs. N.O.)	34
Maurice Jones-Drew (Oct. 18, 2009 vs. STL)	33
Fred Taylor (Nov. 23, 2003 at NYJ)	32
Fred Taylor (Dec. 17, 2000 at Cin.)	32
Fred Taylor (Dec. 6, 1998 vs. Det.)	32
Maurice Jones-Drew (Dec. 5, 2010 at Ten.)	31
Fred Taylor (Oct. 29, 2000 at Dal.)	31
Several players tied	30

RUSHING AVERAGE (MIN. 10 ATTEMPTS)

Maurice Jones-Drew (Dec. 10, 2006 vs. Ind.)	11.07
Maurice Jones-Drew (Oct. 14, 2007 vs. Hou.)	10.42
Fred Taylor (Oct. 31, 1999 at Cin.)	8.53
Maurice Jones-Drew (Sept. 24, 2006 at Ind.)	7.92
Stacey Mack (Dec. 30, 2001 vs. K.C.)	7.81
Fred Taylor (Nov. 19, 2000 at Pit.)	7.80
Fred Taylor (Oct. 30, 2005 at STL)	7.50
Fred Taylor (Dec. 19, 2004 at G.B.)	7.50



RECEIVING & YARDAGE

RECEPTIONS

Keenan McCardell (Oct. 20, 1996 at STL)	16
Jimmy Smith (Sept. 10, 2000 at Bal.)	15
Justin Blackmon (Oct. 13, 2013 at Den.)	14
Jimmy Smith (Jan. 2, 2000 vs. Cin.)	14
Allen Hurns (Oct. 4, 2015 at Ind.)	11
Keenan McCardell (Dec. 23, 2000 at NYG)	11
Keenan McCardell (Oct. 1, 2000 vs. Pit.)	11
Keenan McCardell (Dec. 7, 1997 vs. N.E.)	11
Several players tied	10

RECEIVING TDs

Allen Robinson (Dec. 6, 2015 at Ten.)	3
Jimmy Smith (Sept. 10, 2000 at Bal.)	3
Several players tied	2

YARDS PER RECEPTION (MIN. 4 RECEPTIONS)

Justin Blackmon (Nov. 18, 2012 at Hou.)	33.7
Ernest Wilford (Dec. 24, 2005 at Hou.)	29.5
Andre Rison (Sept. 22, 1996 at N.E.)	28.8
Jimmy Smith (Nov. 9, 1997 vs. K.C.)	28.0

RECEIVING YARDS

Jimmy Smith (Sept. 10, 2000 at Bal.)	291
Justin Blackmon (Nov. 18, 2012 at Hou.)	236
Keenan McCardell (Oct. 20, 1996 at STL)	232
Jimmy Smith (Nov. 21, 1999 vs. N.O.)	220
Justin Blackmon (Oct. 13, 2013 at Den.)	190
Jimmy Smith (Jan. 2, 2000 vs. Cin.)	165
Jimmy Smith (Sept. 22, 1997 vs. Pit.)	164
Jimmy Smith (Dec. 1, 1996 vs. Cin.)	162
Pete Mitchell (Nov. 19, 1995 at T.B.)	161
Jimmy Smith (Nov. 16, 1997 vs. Ten.)	158

SCRIMMAGE YARDS

Jimmy Smith (Sept. 10, 2000 at Bal.)	291
Fred Taylor (Nov. 19, 2000 at Pit.)	248
Fred Taylor (Sept. 29, 2002 vs. NYJ)	237
Justin Blackmon (Nov. 18, 2012 at Hou.)	236
Keenan McCardell (Oct. 20, 1996 at STL)	232
Fred Taylor (Dec. 21, 2003 at N.O.)	225
Maurice Jones-Drew (Nov. 21, 2010 vs. Cle.)	220
Jimmy Smith (Nov. 21, 1999 vs. N.O.)	220
Fred Taylor (Sept. 20, 1998 vs. Bal.)	213
Fred Taylor (Dec. 6, 1998 vs. Det.)	206



ALL-PURPOSE YARDS

Maurice Jones-Drew (Dec. 10, 2006 vs. Ind.)	303
Jimmy Smith (Sept. 10, 2000 at Bal.)	291
Maurice Jones-Drew (Oct. 14, 2007 vs. Hou.)	260
Fred Taylor (Nov. 19, 2000 at Pit.)	248
Maurice Jones-Drew (Sept. 24, 2006 at Ind.)	244
Fred Taylor (Sept. 29, 2002 vs. NYJ)	237
Justin Blackmon (Nov. 18, 2012 at Hou.)	236
Keenan McCardell (Oct. 20, 1996 at STL)	232
Fred Taylor (Dec. 21, 2003 vs. N.O.)	225
Several players tied	220

PUNTING

PUNTS

Bryan Anger (Sept. 8, 2013 vs. K.C.)	11
Adam Podlesh (Nov. 16, 2008 vs. Ten.)	10
Bryan Anger (Oct. 21, 2012 at Oak.)	9
Bryan Anger (Sept. 16, 2012 vs. Hou.)	9
Nick Harris (Dec. 24, 2011 at Ten.)	9
Nick Harris (Nov. 27, 2011 vs. Hou.)	9
Chris Hanson (Oct. 16, 2005 at Pit.)	9
Chris Hanson (Sept. 19, 2004 vs. Den.)	9
Bryan Barker (Sept. 25, 2000 at Ind.)	9
Bryan Barker (Nov. 14, 1999 vs. Bal.)	9
Bryan Barker (Oct. 29, 1995 at Pit.)	9

PUNTS INSIDE 20

Bryan Barker (Nov. 14, 1999 vs. Bal.)	8
Bryan Anger (Nov. 17, 2013 vs. Ari.)	6
Bryan Barker (Oct. 3, 1999 vs. Pit.)	6

GROSS AVERAGE (MIN. 4 PUNTS)

Bryan Anger (Dec. 23, 2012 vs. N.E.)	56.3
Bryan Anger (Oct. 11, 2015 at T.B.)	55.3
BRAD NORTMAN (Oct. 16, 2016 at CHI.)	55.0
Bryan Barker (Oct. 19, 1997 at Dal.)	53.8
BRAD NORTMAN (Oct. 2, 2016 vs. Ind.)	53.6
Bryan Anger (Sept. 9, 2012 at Min.)	53.5
Bryan Anger (Sept. 23, 2012 at Ind.)	53.5

NET AVERAGE (MIN. 4 PUNTS)

BRAD NORTMAN (Oct. 16, 2016 at CHI.)	52.2
Bryan Anger (Nov. 4, 2012 vs. Det.)	50.5
Adam Podlesh (Dec. 23, 2007 vs. Oak.)	49.8
Chris Hanson (Nov. 10, 2002 vs. Was.)	48.2
Bryan Anger (Dec. 26, 2012 at Mia.)	47.4



SINGLE-GAME RECORDS

RETURNS

KICKOFF RETURNS

Deji Karim (Oct. 18, 2010 vs. Ten.)	7
Jermaine Lewis (Oct. 10, 2004 at S.D.)	7
Curtis Marsh (Nov. 12, 1995 vs. Sea.)	7
<i>Several players tied</i>	6

KICKOFF RETURN AVERAGE (MIN. 3 RETURNS)

Maurice Jones-Drew (Nov. 4, 2007 at N.O.)	47.33
Derrick Wimbush (Nov. 27, 2005 at Ari.)	46.00
Brian Witherspoon (Sept. 7, 2008 at Ten.)	41.33
Randy Jordan (Oct. 13, 1996 vs. NYJ)	39.67
Tiquan Underwood (Sept. 12, 2010 vs. Den.)	38.33



KICKOFF RETURN YARDS

Reggie Barlow (Oct. 25, 1998 at Den.)	206
Jordan Todman (Sept. 28, 2014 at S.D.)	174
Jordan Todman (Nov. 2, 2014 at Cin.)	173
Curtis Marsh (Nov. 12, 1995 vs. Sea.)	169
Deji Karim (Oct. 18, 2010 vs. Ten.)	168
Reggie Barlow (Dec. 7, 1997 vs. N.E.)	157
Rashad Jennings (Nov. 18, 2012 at Hou.)	149
David Allen (Dec. 14, 2003 at N.E.)	147
Alvis Whitted (Dec. 26, 1999 at Ten.)	147
Mike Thomas (Nov. 1, 2009 at Ten.)	146

PUNT RETURNS

Alvin Pearman (Dec. 18, 2005 vs. S.F.)	7
Alvin Pearman (Nov. 13, 2005 vs. Bal.)	7
Ace Sanders (Nov. 17, 2013 vs. Ari.)	6
Mike Thomas (Oct. 24, 2011 vs. Bal.)	6
David Allen (Dec. 7, 2003 vs. Hou.)	6
Reggie Barlow (Dec. 3, 2000 vs. Cle.)	6
R. Jay Soward (Oct. 8, 2000 vs. Bal.)	6
Reggie Barlow (Nov. 14, 1999 vs. Bal.)	6
Reggie Barlow (Sept. 20, 1998 vs. Bal.)	6
<i>Several players tied</i>	5

PUNT RETURN TDs

Rashad Greene (Dec. 13, 2015 vs. Ind.)	1
Mike Thomas (Dec. 19, 2010 at Ind.)	1
Bobby Shaw (Oct. 6, 2002 vs. Phi.)	1
Reggie Barlow (Nov. 21, 1999 vs. N.O.)	1
Reggie Barlow (Sept. 13, 1998 vs. K.C.)	1

KICKOFF RETURN TDs

Maurice Jones-Drew (Nov. 4, 2007 at N.O.)	1
Maurice Jones-Drew (Dec. 10, 2006 vs. Ind.)	1
Derrick Wimbush (Nov. 27, 2005 at Ari.)	1
Elvis Joseph (Nov. 18, 2001 at Pit.)	1
Alvis Whitted (Dec. 26, 1999 at Ten.)	1
Reggie Barlow (Dec. 7, 1997 vs. N.E.)	1
Jimmy Smith (Dec. 3, 1995 at Den.)	1

PUNT RETURN YARDS

Reggie Barlow (Sept. 13, 1998 vs. K.C.)	134
Mike Thomas (Dec. 19, 2010 at Ind.)	99
Desmond Howard (Sept. 24, 1995 vs. G.B.)	82
Reggie Barlow (Sept. 20, 1998 vs. Bal.)	81
Reggie Barlow (Nov. 21, 1999 vs. N.O.)	80
Reggie Barlow (Nov. 23, 1997 at Cin.)	79
Jermaine Lewis (Sept. 19, 2004 vs. Den.)	78
Rashad Greene (Nov. 19, 2015 vs. Ten.)	76
Reggie Barlow (Nov. 2, 1997 at Ten.)	76
<i>Several players tied</i>	73

PUNT RETURN YARD AVG.

Reggie Barlow (Sept. 13, 1998 vs. K.C.)	44.67
Reggie Barlow (Nov. 23, 1997 at Cin.)	26.33
Reggie Barlow (Nov. 2, 1997 at Ten.)	25.33
Mike Thomas (Dec. 19, 2010 at Ind.)	24.75
Reggie Barlow (Nov. 29, 1998 at Cin.)	23.00
Brian Witherspoon (Nov. 29, 2009 at S.F.)	21.00
Desmond Howard (Sept. 24, 1995 vs. G.B.)	20.50
Dennis Northcutt (Dec. 9, 2007 vs. Car.)	20.00

DEFENSE, FUMBLES & BLOCKS

INTERCEPTIONS

Davon House (Nov. 15, 2015 at Bal.)	2
Derek Cox (Oct. 31, 2010 at Dal.)	2
Rashean Mathis (Nov. 5, 2006 vs. Ten.)	2
Rashean Mathis (Sept. 18, 2006 vs. Pit.)	2
Terry Cousin (Nov. 13, 2005 vs. Bal.)	2
Rashean Mathis (Oct. 30, 2005 at STL)	2
Donovin Darius (Jan. 2, 2005 at Oak.)	2
Rashean Mathis (Dec. 19, 2004 at G.B.)	2
Marlon McCree (Sept. 15, 2002 at K.C.)	2
Rayna Stewart (Sept. 10, 2000 at Bal.)	2
Aaron Beasley (Sept. 12, 1999 vs. S.F.)	2
Deon Figures (Aug. 31, 1997 at Bal.)	2
<i>Several players tied</i>	1

TAKEAWAYS

Darren Carrington (Oct. 1, 1995 at Hou.)	3
--	---

FORCED FUMBLES

Tony Brackens (Oct. 3, 1999 vs. Pit.)	3
<i>Several players tied</i>	2

OPPONENT FUMBLE RECOVERIES

Telvin Smith (Nov. 23, 2014 at Ind.)	2
Tony Brackens (Sept. 29, 1996 vs. Car.)	2
Darren Carrington (Oct. 1, 1995 at Hou.)	2

INTs RETURNED FOR TOUCHDOWN

Telvin Smith (Oct. 25, 2015 vs. Buf.)	1
Dwayne Gratz (Dec. 28, 2014 at Hou.)	1
Paul Posluszny (Oct. 13, 2013 at Den.)	1
Rashean Mathis (Sept. 21, 2008 at Ind.)	1
Rashean Mathis (Oct. 5, 2008 vs. Pit.)	1
Clint Ingram (Dec. 9, 2007 vs. Car.)	1
Aaron Glenn (Oct. 28, 2007 at T.B.)	1
Scott Starks (Nov. 5, 2006 vs. Ten.)	1
Mike Peterson (Nov. 13, 2005 vs. Bal.)	1
Rashean Mathis (Oct. 16, 2005 at Pit.)	1
Tony Brackens (Nov. 28, 1999 at Bal.)	1
Aaron Beasley (Sept. 26, 1999 vs. Ten.)	1
Aaron Beasley (Sept. 12, 1999 vs. S.F.)	1
Mickey Washington (Oct. 22, 1995 at Cle.)	1

BLOCKED PUNTS

Hayes Pullard III (Nov. 29, 2015 vs. S.D.)	1
J.T. Thomas (Sept. 8, 2013 vs. K.C.)	1
Mike Harris (Dec. 30, 2012 at Ten.)	1
Kassim Osgood (Dec. 15, 2011 at Atl.)	1
Rashad Jennings (Sept. 19, 2010 at S.D.)	1
Jorge Cordova (Dec. 10, 2006 vs. Ind.)	1
Gerald Sensabaugh (Oct. 8, 2006 vs. NYJ)	1
Derrick Wimbush (Oct. 9, 2005 vs. Cin.)	1
Eric Westmoreland (Oct. 27, 2002 vs. Hou.)	1
Donovin Darius (Sept. 10, 2001 vs. Pit.)	1
Donovin Darius (Oct. 1, 2000 vs. Pit.)	1
Dave Thomas (Nov. 14, 1999 vs. Bal.)	1
Alvis Whitted (Nov. 1, 1998 at Bal.)	1
Dave Thomas (Oct. 12, 1997 vs. Phi.)	1
Mike Dumas (Dec. 3, 1995 at Den.)	1

SACKS

Chris Clemons (Nov. 23, 2014 at Ind.)	3.0
Paul Spicer (Sept. 25, 2005 at NYJ)	3.0
John Henderson (Oct. 6, 2002 vs. Phi.)	3.0
Kelvin Prichett (Oct. 5, 1997 vs. Cin.)	3.0

TACKLES

Hardy Nickerson (Nov. 25, 2001 vs. Bal.)	23
Russell Allen (Sept. 16, 2012 vs. Hou.)	22
Wali Rainer (Oct. 13, 2002 at Ten.)	22
T.J. Slaughter (Nov. 25, 2001 vs. Bal.)	22
Paul Posluszny (Dec. 19, 2012 at Mia.)	21
Bryan Schwartz (Dec. 17, 1995 at Det.)	21
Russell Allen (Nov. 18, 2012 at Hou.)	20
Daryl Smith (Dec. 18, 2010 at Ind.)	20
Kevin Hardy (Nov. 1, 1998 at Bal.)	20

BLOCKED FIELD GOALS

Tyson Alualu (Dec. 27, 2015 at N.O.)	1
Chris Clemons (Sept. 13, 2015 vs. Car.)	1
Rashean Mathis (Oct. 2, 2005 vs. Den.)	1
John Henderson (Dec. 8, 2002 vs. Cle.)	1
Marcus Stroud (Sept. 8, 2002 vs. Ind.)	1
Marcus Stroud (Dec. 3, 2001 vs. G.B.)	1
Clyde Simmons (Sept. 22, 1997 vs. Pit.)	1
Clyde Simmons (Dec. 1, 1996 vs. Cin.)	1

ROOKIE RECORDS

SCORING & PASSING

POINTS (SEASON)

Fred Taylor (1998).....	102
Maurice Jones-Drew (2006)	96
Josh Scobee (2004).....	93
Seth Marler (2003).....	90
Allen Hurns (2014).....	36
Justin Blackmon (2012).....	32
Willie Jackson (1995)	32
Matt Jones (2005).....	30
Hayden Epstein (2002)	28
Several players tied.....	18

TOUCHDOWNS (SEASON)

Fred Taylor (1998).....	17
Maurice Jones-Drew (2006)	16
Allen Hurns (2014).....	6
Matt Jones (2005).....	5
Justin Blackmon (2012).....	5
Greg Jones (2004).....	3
LaBrandon Toefield (2003).....	3
Elvis Joseph (2001).....	3
James Stewart (1995).....	3
Several players tied.....	2

PASSING YARDS (SEASON)

Blake Bortles (2014)	2,908
Byron Leftwich (2003)	2,819
Blaine Gabbert (2011)	2,214
Jonathan Quinn (1998).....	387
David Garrard (2002).....	231
LaBrandon Toefield (2003).....	32
Rob Johnson (1995).....	24
Ace Sanders (2013)	21
Matt Jones (2005)	12

PASSING YARDS (GAME)

Blake Bortles (Oct. 12, 2014 at Ten.)	336
Byron Leftwich (Oct. 5, 2003 vs. S.D.).....	336
Blake Bortles (Nov. 9, 2014 vs. Dal.).....	290
Byron Leftwich (Dec. 14, 2003).....	288
Byron Leftwich (Oct. 12, 2003).....	256
Blake Bortles (Sept. 28, 2014 at S.D.).....	254
Blake Bortles (Nov. 2, 2014 at Cin.).....	247
Byron Leftwich (Sept. 28, 2003 at Hou.)	231
Byron Leftwich (Nov. 30, 2003 vs. T.B.).....	224
Blake Bortles (Sept. 21, 2014 vs. Ind.).....	223

PASS ATTEMPTS (SEASON)

Blake Bortles (2014)	475
Byron Leftwich (2003).....	418
Blaine Gabbert (2011)	413
Jonathan Quinn (1998).....	64
David Garrard (2002).....	46
Rob Johnson (1995).....	7
Matt Jones (2005).....	3
LaBrandon Toefield (2003).....	2
Ace Sanders (2013)	1

PASS ATTEMPTS (GAME)

Blake Bortles (Oct. 12, 2014 at Ten.)	46
Byron Leftwich (Oct. 12, 2003 vs. Mia.).....	42
Blaine Gabbert (Dec. 24, 2011 at Ten.).....	42
Blaine Gabbert (Oct. 2, 2011 vs. N.O.).....	42
Blaine Gabbert (Nov. 20, 2011 at Cle.)	41
Byron Leftwich (Dec. 14, 2003 at N.E.)	40
Blake Bortles (Dec. 14, 2014 at Bal.)	37
Blake Bortles (Dec. 7, 2014 vs. Hou.).....	39
Blake Bortles (Nov. 9, 2014 vs. Dal.).....	37
Blake Bortles (Sept. 28, 2014 at S.D.).....	37

PASS COMPLETIONS (SEASON)

Blake Bortles (2014)	280
Byron Leftwich (2003)	239
Blaine Gabbert (2011)	210
Jonathan Quinn (1998).....	34
David Garrard (2002).....	23
Rob Johnson (1995).....	3
Matt Jones (2005).....	2
LaBrandon Toefield (2003).....	1
Ace Sanders (2013)	1

PASS COMPLETIONS (GAME)

Blake Bortles (Oct. 12, 2014 at Ten.)	32
Blake Bortles (Sept. 28, 2014 at S.D.).....	29
Byron Leftwich (Oct. 12, 2003 vs. Mia.).....	24
Blake Bortles (Nov. 9, 2014 vs. Dal.).....	22
Blake Bortles (Nov. 2, 2014 at Cin.).....	22
Blake Bortles (Oct. 5, 2014 vs. Pit.).....	22
Blaine Gabbert (Nov. 20, 2011 at Cle.)	22
Byron Leftwich (Nov. 2, 2003 at Bal.)	22
Several players tied.....	21

PASSING TDs (SEASON)

Byron Leftwich (2003)	14
Blaine Gabbert (2011)	12
Blake Bortles (2014)	11
Jonathan Quinn (1998).....	2
David Garrard (2002).....	1
Ace Sanders (2013)	1

PASSING TDs (GAME)

Blake Bortles (Nov. 2, 2014 at Cin.).....	2
Blake Bortles (Sept. 21, 2014 vs. Ind.).....	2
Blaine Gabbert (Dec. 11, 2011 vs. T.B.)	2
Blaine Gabbert (Dec. 5, 2011 vs. S.D.)	2
Byron Leftwich (Oct. 5, 2003 vs. S.D.).....	2
Byron Leftwich (Nov. 30, 2003 vs. T.B.).....	2
Several players tied.....	1

INTERCEPTIONS (SEASON)

Blake Bortles (2014)	17
Byron Leftwich (2003)	16
Blaine Gabbert (2011).....	11
Jonathan Quinn (1998).....	3
David Garrard (2002).....	2
Rob Johnson (1995).....	1

INTERCEPTIONS (GAME)

Blake Bortles (Oct. 19, 2014 vs. Cle.).....	3
Byron Leftwich (Oct. 12, 2003 vs. Mia.).....	3
Byron Leftwich (Sept. 28, 2003 at Hou.)	3
Several players tied.....	2



RUSHING

RUSHING YARDS (SEASON)

Fred Taylor (1998).....	1,223
Maurice Jones-Drew (2006)	941
T.J. Yeldon (2015).....	740
James Stewart (1995).....	525
Blake Bortles (2014)	419
Elvis Joseph (2001).....	294
LaBrandon Toefield (2003).....	212
Rashad Jennings (2009).....	202
Greg Jones (2004).....	162
Deji Karim (2010)	160

RUSHING YARDS (GAME)

Fred Taylor (Dec. 6, 1998 vs. Det.).....	183
Maurice Jones-Drew (Dec. 10, 2006 vs. Ind.)	166
Maurice Jones-Drew (Dec. 24, 2006 vs. N.E.)	131
Fred Taylor (Nov. 15, 1998 vs. T.B.).....	128
Fred Taylor (Sept. 20, 1998 vs. Bal.)	128
Fred Taylor (Nov. 8, 1998 vs. Cin.)	118
Fred Taylor (Sept. 27, 1998 at Ten.).....	116
T.J. Yeldon (Oct. 25, 2015 vs. Buf.)	115
T.J. Yeldon (Oct. 4, 2015 at Ind.).....	105
Fred Taylor (Dec. 20, 1998 at Min.).....	105

RUSHING ATTEMPTS (SEASON)

Fred Taylor (2003).....	264
T.J. Yeldon (2015).....	182
Maurice Jones-Drew (2006)	166
James Stewart (1995).....	137
Elvis Joseph (2001).....	68
Greg Jones (2004).....	62
Blake Bortles (2014)	419
LaBrandon Toefield (2003).....	53
Blaine Gabbert (2011)	48
Rashad Jennings (2009).....	39
Alvin Pearman (2005).....	39

ROOKIE RECORDS

RUSHING

RUSHING ATTEMPTS (GAME)

Fred Taylor (Dec. 6, 1998 vs. Det.).....	32
Fred Taylor (Nov. 8, 1998 vs. Cin.).....	27
Maurice Jones-Drew (Dec. 17, 2006 at Ten.).....	25
Fred Taylor (Sept. 27, 1998 at Ten.).....	25
T.J. Yeldon (Sept. 20, 2015 vs. Mia.).....	25
Fred Taylor (Dec. 20, 1998 at Min.).....	23
Fred Taylor (Sept. 20, 1998 vs. Bal.).....	23
T.J. Yeldon (Oct. 4, 2015 at Ind.).....	22
Fred Taylor (Nov. 1, 1998 at Bal.).....	22
Maurice Jones-Drew (Oct. 29, 2006 at Phi.).....	21
Fred Taylor (Dec. 28, 1998 vs. Pit.).....	21

RUSHING TDs (SEASON)

Fred Taylor (1998).....	14
Maurice Jones-Drew (2006).....	13
Greg Jones (2004).....	3
T.J. Yeldon (2015).....	2
Storm Johnson (2014).....	2
Byron Leftwich (2003).....	2
LaBrandon Toefield (2003).....	2
David Garrard (2002).....	2
James Stewart (1995).....	2
<i>Several players tied</i>	1

RUSHING TDs (GAME)

Fred Taylor (Nov. 15, 1998 vs. T.B.).....	3
Maurice Jones-Drew (Dec. 24, 2006 vs. N.E.).....	2
Maurice Jones-Drew (Dec. 10, 2006 vs. Ind.).....	2
Maurice Jones-Drew (Oct. 8, 2006 vs. NYJ).....	2
David Garrard (Oct. 13, 2002 at Ten.).....	2
Fred Taylor (Oct. 12, 1998 vs. Mia.).....	2
Fred Taylor (Dec. 6, 1998 vs. Det.).....	2
<i>Several players tied</i>	1

RECEIVING & YARDAGE

RECEPTIONS (SEASON)

Justin Blackmon (2012).....	64
Willie Jackson (1995).....	53
Allen Hurns (2014).....	51
Ace Sanders (2013).....	51
Allen Robinson (2014).....	48
Mike Thomas (2009).....	48
Maurice Jones-Drew (2006).....	46
Fred Taylor (1998).....	44
Pete Mitchell (1995).....	41
Marqise Lee (2014).....	37

RECEPTIONS (GAME)

Pete Mitchell (Nov. 19, 1995 at T.B.).....	10
Fred Taylor (Sept. 20, 1998 vs. Bal.).....	9
Allen Robinson (Oct. 12, 2014 at Ten.).....	8
Ace Sanders (Dec. 1, 2013 at Cle.).....	8
Ace Sanders (Nov. 17, 2013 vs. Ari.).....	8
Zach Miller (Jan. 3, 2010 at Cle.).....	8
<i>Several players tied</i>	7

RECEIVING YARDS (SEASON)

Justin Blackmon (2012).....	865
Allen Hurns (2014).....	677
Willie Jackson (1995).....	589
Allen Robinson (2014).....	548
Pete Mitchell (1995).....	527
Ace Sanders (2013).....	484
Mike Thomas (2009).....	453
Maurice Jones-Drew (2006).....	436
Matt Jones (2005).....	432
Marqise Lee (2014).....	422

RECEIVING TDs (SEASON)

Allen Hurns (2014).....	6
Justin Blackmon (2012).....	5
Matt Jones (2005).....	5
Willie Jackson (1995).....	5
Fred Taylor (1998).....	3
<i>Several players tied</i>	2

YARDS/REC. (SEASON) (MIN. 25 RECEPTIONS)

Justin Blackmon (2012).....	13.52
Allen Hurns (2014).....	13.27
Pete Mitchell (1995).....	12.85
Matt Jones (2005).....	12.00
Allen Robinson (2014).....	11.42
Marqise Lee (2014).....	11.41
Willie Jackson (1995).....	11.11
Reggie Williams (2004).....	9.93
Fred Taylor (1998).....	9.57
Ace Sanders (2013).....	9.49

YARDS/REC. (GAME) (MIN. 4 RECEPTIONS)

Justin Blackmon (Nov. 18, 2012 at Hou.).....	33.71
Allen Hurns (Sept. 7, 2014 at Phi.).....	27.50
Matt Jones (Nov. 13, 2005 vs. Bal.).....	23.40
Willie Jackson (Dec. 24, 1995 vs. Cle.).....	20.25
T.J. Yeldon (Dec. 6, 2015 at Ten.).....	19.75
Willie Jackson (Dec. 10, 1995 vs. Ind.).....	18.83
Allen Robinson (Sept. 14, 2014 at Was.).....	18.75
Mike Sims-Walker (Oct. 5, 2008 vs. Pit.).....	17.83

SCRIMMAGE YARDS (SEASON)

Fred Taylor (1998).....	1,644
Maurice Jones-Drew (2006).....	1,377
T.J. Yeldon (2015).....	1,019
Justin Blackmon (2012).....	888
James Stewart (1995).....	715
Allen Hurns (2014).....	677
Willie Jackson (1995).....	589
Allen Robinson (2014).....	548

ALL-PURPOSE YARDS (SEASON)

Maurice Jones-Drew (2006).....	2,250
Fred Taylor (1998).....	1,653
Brian Witherspoon (2008).....	1,442
Deji Karim (2010).....	1,418
Mike Thomas (2009).....	1,301
David Allen (2003).....	1,223
T.J. Yeldon (2015).....	1,019

100-YARD RECEIVING GAMES (SEASON)

Allen Hurns (2014).....	2
Justin Blackmon (2012).....	1
Matt Jones (2005).....	1
Pete Mitchell (1995).....	1

DEFENSE

SACKS (SEASON)

Tony Brackens (1996).....	7.0
John Henderson (2002).....	6.5
Kevin Hardy (1996).....	5.5
YANNICK NGAKOUE (2016).....	6.0
Tyson Alualu (2010).....	3.5
Derrick Harvey (2008).....	3.5
Bobby McCray (2004).....	3.5
Chris Smith (2014).....	3.0
Akin Ayodele (2002).....	3.0
Larry Smith (1999).....	3.0

TACKLES (SEASON)

Bryan Schwartz (1995).....	161
Kevin Hardy (1996).....	130
Clint Ingram (2006).....	117
Akin Ayodele (2002).....	108
T.J. Slaughter (2000).....	108

TACKLES (GAME)

Bryan Schwartz (Dec. 17, 1995 at Det.).....	21
Bryan Schwartz (Dec. 24, 1995 vs. Cle.).....	19
Bryan Schwartz (Dec. 10, 1995 vs. Ind.).....	17

INTERCEPTIONS (SEASON)

Reggie Nelson (2007).....	5
Derek Cox (2009).....	4
Dwayne Gratz (2013).....	2
Rashean Mathis (2003).....	2
Fernando Bryant (1999).....	2
Kevin Hardy (1996).....	2

TAKEAWAYS (SEASON)

Derek Cox (2009).....	5
Reggie Nelson (2007).....	5
Fernando Bryant (1999).....	5



OPPONENT RECORDS

SCORING

POINTS

Jeff Reed, Pittsburgh (12/1/02).....19
Several players tied (K. Moreno, Den., 2013)18

TOUCHDOWNS

Several players tied (D. Martin, T.B., 2013) 3

PASSING

PASSING YARDS

Matt Schaub, Hou. (11/18/12).....527
 Drew Brees, N.O. (11/4/07).....445
 Peyton Manning, Ind. (9/25/00).....440
 Carson Palmer, Ari. (11/17/13).....419
 Drew Brees, N.O. (12/27/15).....412

PASS ATTEMPTS

Matt Schaub, Hou. (11/16/12).....55
 Vinny Testaverde, Bal. (11/24/96).....50
 Rich Gannon, K.C. (11/9/97).....50
 Shane Matthews, Was. (11/10/02).....50
 Peyton Manning, Ind. (12/10/06).....50

INTERCEPTIONS THROWN

Jon Kitna, Dal. (10/31/10)..... 4
Several players tied (J. Russell, Oak. 2007) 3

TOUCHDOWN PASSES

Steve McNair, Ten. (12/26/99)..... 5
 Tony Banks, Bal. (9/10/00)..... 5
 Matt Schaub, Hou. (11/18/12)..... 5
Several players tied (P. Rivers, S.D., 2015) 4

PASS COMPLETIONS

Matt Schaub, Hou. (11/18/12).....43
 Drew Brees, N.O. (11/4/07).....35
 Jon Kitna, Dal. (10/31/10).....34
 Joe Flacco, Bal. (11/15/15).....34
Two players tied33

RUSHING

RUSHING YARDS

Chris Johnson, Ten. (11/1/09).....228
 Arian Foster, Hou. (1/2/10).....180
 Steven Jackson, Stl. (10/30/05).....179
 Shawn Alexander, Sea. (10/7/01).....176
 Chris Brown, Ten. (9/9/07).....175

RUSHING ATTEMPTS

Terry Allen, Was. (9/28/97).....36
Several players tied (A. Foster, Hou., 2011)33

LONGEST RUSHING TDs

Chris Johnson, Ten. (11/1/09).....89
 Marcus Mariota, Ten. (12/6/15).....87
 Joey Galloway, Sea. (11/12/95).....86
 LeSean McCoy, Buf. (11/27/16).....75

RUSHING TOUCHDOWNS

Several players tied (K. Moreno, Den., 2013)..... 3

YARDAGE

SCRIMMAGE YARDS

Andre Johnson, Hou. (11/18/12).....273
 Josh Gordon, Cle. (12/1/13).....261
 Chris Johnson, Ten. (11/1/09).....239
 Terrell Davis, Den. (10/25/98).....212
 Albert Connell, Was. (10/22/00).....211

ALL-PURPOSE YARDS

Andre Johnson, Hou. (11/18/12).....273
 Ridel Anthony, T.B. (11/15/98).....269
 Josh Gordon, Cle. (12/1/13).....261
 Eddy Drummond, Det. (11/14/04).....257
 Andre Davis, Hou. (12/30/07).....254

RECEIVING

RECEPTIONS

Reggie Wayne, Ind. (10/3/10).....15
 Tim Brown, Oak. (12/21/97).....14
 David Boston, S.D. (10/5/03).....14
 Andre Johnson, Hou. (11/18/12).....14
Several players tied (A. Johnson, Hou. 2013)13

RECEIVING YARDS

Andre Johnson, Hou. (11/18/12).....273
 Josh Gordon, Cle. (12/1/13).....261
 Albert Connell, Was. (10/22/00).....211
 Terrell Owens, Buf. (11/22/09).....197
Several players tied (R. Wayne, Ind., 2010).....196

LONGEST RECEPTIONS

Terrell Owens, Buf. (11/22/09).....98
 Josh Gordon, Cle. (12/1/13).....95
 Michael Floyd, Ari. (11/17/13).....91
 Kevin Curtis, Stl. (10/30/05).....83
 Kenny Britt, Ten. (9/11/11).....80

RECEIVING TOUCHDOWNS

Several players tied (R. Moss, N.E., 2009)..... 3

KICKING

FIELD GOALS

Jeff Reed, Pit. (12/1/02)..... 6
 Adam Vinatieri, N.E. (9/22/96)..... 5
 Matt Stover, Bal. (10/8/00)..... 5

LONGEST FIELD GOALS

Jason Elam, Den. (10/25/98).....63
 Blair Walsh, Min. (9/9/12).....55
 Ryan Longwell, Min. (11/23/08).....54
Several players tied (N. Rackers, Hou., 2011)53

PUNTING

PUNTS

Chris Gardocki, Cle. (12/3/00).....12
Several players tied (B. Hartmann, Hou., 2011)10

LONGEST PUNTS

Brian Moorman, Buf. (9/12/04).....80
 Josh Miller, Pit. (12/2/99).....75
 Kyle Larson, Cin. (10/9/05).....75
 Craig Hentrich, Ten. (11/5/06).....73

INSIDE THE 20 (MIN. 5 PUNTS)

Several players tied (D. Colquitt, K.C., 2013)..... 5

GROSS AVERAGE (MIN. 4 PUNTS)

Craig Hentrich, Ten. (11/4/01).....57.5
 Mat McBriar, Dal. (9/10/06).....53.2
 Josh Miller, Pit. (12/2/99).....52.7

EXTRA POINTS

Several players tied (P. Dawson, S.F., 2013) 6

MOST BLOCKED KICKS (FGs, PATs)

Several players tied (Z. Smith, Bal., 2015)..... 1

OPPONENT RECORDS

DEFENSE

SACKS

Ryan Kerrigan, Was. (9/14/14).....	4.0
Connor Barwin, Hou. (11/27/11).....	4.0
John Abraham, Atl. (12/15/11)	3.5
Whitney Mercilus, Hou. (1/3/16).....	3.5

TACKLES

Steven Tulloch, Ten. (12/5/10)	17
Keith Brooking, Atl. (12/28/03).....	15
Jonathan Joseph, Cin. (11/2/08)	15
Jerod Mayo, N.E. (12/27/09)	15

INTERCEPTIONS

Samari Rolle, Ten. (12/26/99).....	3
Several players tied (M.Williams, NYJ, 2015)	2

LONGEST INTERCEPTION RETURN TDs

Anthony Henry, Cle. (12/16/01)	97t
Anthony Parker, Stl. (10/20/96).....	92t
Adam Jones, Ten. (12/17/06)	83t
Matt Giordano, Stl. (10/6/12)	82t

RETURNS

PUNT RETURNS

Jacoby Jones, Hou. (11/27/11).....	7
Dexter McCluster, K.C. (9/8/13).....	7
Several players tied (T. Holliday, Hou., 2012)	6

PUNT RETURN YARDS

Eddie Drummond, Det. (11/14/04)	199
Darius Reynaud, Ten. (12/30/12)	160
Jacoby Jones, Hou. (11/27/11).....	116
Roscoe Parrish, Buf. (11/26/06).....	104

LONGEST PUNT RETURNS

Eddie Drummond, Det. (11/14/04)	83t
Peter Warrick, Cin. (12/17/00).....	82t
Terrence Wilkins, Ind. (9/24/06)	82t
Roscoe Parrish, Buf. (11/26/06).....	82t

KICKOFF RETURNS

MarTey Jenkins, Ari. (12/10/00).....	8
Nate Jacquet, Min. (12/23/01)	8
Justin Miller, NYJ (10/8/06).....	8

KICKOFF RETURN YARDS

Andre Davis, Hou. (12/30/07).....	234
Glyn Milburn, Chi. (9/6/98).....	197
Adam Jones, Ten. (11/20/05)	196

LONGEST KICKOFF RETURNS

Andre Davis, Hou. (12/30/07).....	104t
Andre Davis, Hou. (12/30/07).....	97t
Aaron Bailey, Ind. (12/10/95)	95t
Chad Simpson, Ind. (12/17/09)	93t
Glyn Milburn, Chi. (9/6/98).....	88t



LEAGUE STATISTICS

REGULAR SEASON WEEK 13 vs. DENVER

WEEK 12 / THROUGH MONDAY, NOVEMBER 28, 2016

OFFENSE	Dal.	Minn.	K.C.	Atl.	Miami	Balt.	S.F.	Chi.
GAMES (Won-Lost)	10-1	6-5	8-3	7-4	7-4	6-5	1-10	2-9
FIRST DOWNS	270	197	212	254	196	209	210	210
Rushing	109	49	59	74	67	48	80	55
Passing	142	129	139	163	112	135	116	145
Penalty	19	19	14	17	17	26	14	10
YDS GAINED (tot)	4484	3244	3611	4526	3656	3676	3571	3852
Avg per Game	407.6	294.9	328.3	411.5	332.4	334.2	324.6	350.2
RUSHING (net)	1730	782	1062	1192	1276	966	1391	1083
Avg per Game	157.3	71.1	96.5	108.4	116.0	87.8	126.5	98.5
Rushes	363	275	267	279	270	267	317	241
Yards per Rush	4.8	2.8	4.0	4.3	4.7	3.6	4.4	4.5
PASSING (net)	2754	2462	2549	3334	2380	2710	2180	2769
Avg per Game	250.4	223.8	231.7	303.1	216.4	246.4	198.2	251.7
Passes Att.	342	381	402	380	330	452	358	406
Completed	232	266	265	262	217	286	202	249
Pct Completed	67.8	69.8	65.9	68.9	65.8	63.3	56.4	61.3
Yards Gained	2843	2651	2707	3516	2574	2886	2330	2901
Sacked	15	26	28	27	26	23	28	22
Yards Lost	89	189	158	182	194	176	150	132
Had intercepted	2	3	4	6	8	10	9	9
Yards Opp Ret	0	35	95	20	53	133	105	89
Opp TDs on Int	0	0	0	1	1	0	0	1
PUNTS	33	56	57	30	60	60	64	52
Avg Yards	46.5	44.5	46.1	46.8	45.9	46.7	44.9	44.1
PUNT RETURNS	17	26	25	17	26	23	17	22
Avg Return	9.8	11.0	15.0	10.7	8.5	7.3	7.7	8.7
Returned for TD	0	2	0	0	1	0	0	1
KICKOFF RETURNS	11	20	26	19	24	17	22	27
Avg Return	21.4	27.6	24.6	22.7	26.9	25.6	19.5	20.8
Returned for TD	0	1	1	0	1	0	0	0
PENALTIES	69	72	70	75	84	92	66	78
Yards Penalized	574	620	523	642	808	798	555	647
FUMBLES BY	13	11	11	5	14	14	22	19
Fumbles Lost	5	5	6	3	5	5	11	7
Opp Fumbles	17	14	21	15	15	18	15	12
Opp Fum Lost	6	8	11	5	5	8	8	3
POSS. TIME (avg)	32:50	30:42	29:33	29:36	28:12	31:22	26:33	28:02
TOUCHDOWNS	37	25	25	41	30	19	26	20
Rushing	19	7	7	12	12	6	11	5
Passing	18	12	13	26	15	11	15	13
Returns	0	6	5	3	3	2	0	2
EXTRA-PT KICKS	34/34	19/24	21/22	36/37	28/28	15/15	25/25	19/20
2-PT CONVERSIONS	0/2	1/1	2/2	2/4	1/1	3/4	1/1	0/0
FIELD GOALS/FGA	20/22	15/19	25/28	24/26	13/16	27/27	15/16	13/17
POINTS SCORED	316	218	252	358	249	218	228	178
DEFENSE	Dal.	Minn.	K.C.	Atl.	Miami	Balt.	S.F.	Chi.
POINTS ALLOWED	213	192	214	302	240	201	344	264
OPP FIRST DOWNS	234	208	231	262	228	183	255	225
Rushing	54	57	61	65	65	33	98	61
Passing	161	128	152	172	132	131	132	140
Penalty	19	23	18	25	31	19	25	24
OPP YARDS GAINED	3984	3377	4201	4191	3981	3276	4669	3775
Avg per Game	362.2	307.0	381.9	381.0	361.9	297.8	424.5	343.2
OPP RUSHING (net)	900	1102	1335	1087	1454	824	1890	1137
Avg per Game	81.8	100.2	121.4	98.8	132.2	74.9	171.8	103.4
Rushes	218	260	307	259	316	244	373	297
Yards per Rush	4.1	4.2	4.3	4.2	4.6	3.4	5.1	3.8
OPP PASSING (net)	3084	2275	2866	3104	2527	2452	2779	2638
Avg per Game	280.4	206.8	260.5	282.2	229.7	222.9	252.6	239.8
Passes Att.	434	406	409	463	389	397	382	386
Completed	305	235	253	310	237	251	236	254
Pct Completed	70.3	57.9	61.9	67.0	60.9	63.2	61.8	65.8
Sacked	20	28	24	24	25	26	19	24
Yards Lost	94	220	147	155	172	188	93	156
INTERCEPTED BY	4	12	13	7	10	11	7	5
Yards Returned	41	249	198	182	147	68	49	49
Returned for TD	0	2	3	2	1	0	0	0
OPP PUNT RETURNS	13	17	25	12	26	28	30	17
Avg return	11.4	7.9	5.4	10.5	8.8	11.8	9.4	11.9
OPP KICKOFF RET	20	24	20	21	20	17	32	24
Avg return	23.0	27.0	25.6	22.0	21.2	21.1	19.2	22.5
OPP TOUCHDOWNS	24	19	24	35	26	25	41	28
Rushing	5	5	4	9	8	4	14	9
Passing	19	13	20	25	17	20	26	17
Returns	0	1	0	1	1	1	1	2

WEEK 12 / THROUGH MONDAY, NOVEMBER 28, 2016

OFFENSE	Phil.	Cin.	Hou.	G.B.	Denv.	Jax	L.A.	N.E.
GAMES (Won-Lost)	5-6	3-7-1	6-5	5-6	7-4	2-9	4-7	9-2
FIRST DOWNS	221	240	208	248	214	227	182	248
Rushing	77	66	70	60	60	49	50	77
Passing	126	145	122	159	130	151	115	141
Penalty	18	29	16	29	24	27	17	30
YDS GAINED (tot)	3696	4052	3486	4014	3711	3676	3246	4248
Avg per Game	336.0	368.4	316.9	364.9	337.4	334.2	295.1	386.2
RUSHING (net)	1264	1197	1331	1080	1098	1059	914	1274
Avg per Game	114.9	108.8	121.0	98.2	99.8	96.3	83.1	115.8
Rushes	295	290	311	249	302	252	271	319
Yards per Rush	4.3	4.1	4.3	4.3	3.6	4.2	3.4	4.0
PASSING (net)	2432	2855	2155	2934	2613	2617	2332	2974
Avg per Game	221.1	259.5	195.9	266.7	237.5	237.9	212.0	270.4
Passes Att.	393	408	400	456	384	441	376	371
Completed	249	259	238	291	232	263	228	251
Pct Completed	63.4	63.5	59.5	63.8	60.4	59.6	60.6	67.7
Yards Gained	2593	3043	2307	3091	2789	2749	2517	3097
Sacked	25	32	20	24	31	23	27	20
Yards Lost	161	188	152	157	176	132	185	123
Had intercepted	8	6	13	8	8	13	12	1
Yards Opp Ret	70	76	105	85	93	209	149	2
Opp TDs on Int	0	0	0	0	1	2	3	0
PUNTS	47	56	48	32	54	52	64	46
Avg Yards	45.4	45.8	48.4	44.9	45.9	46.4	46.7	44.2
PUNT RETURNS	16	24	28	13	24	29	30	30
Avg Return	13.3	6.7	12.0	9.9	8.3	6.3	8.6	8.6
Returned for TD	0	0	1	0	0	0	0	0
KICKOFF RETURNS	21	25	21	19	13	29	24	21
Avg Return	31.2	25.8	18.6	19.2	22.5	22.2	25.5	19.1
Returned for TD	2	0	0	0	0	0	0	0
PENALTIES	90	63	62	70	87	85	89	66
Yards Penalized	707	494	601	587	704	809	774	611
FUMBLES BY	18	15	13	19	16	18	13	20
Fumbles Lost	5	7	6	8	8	9	5	7
Opp Fumbles	17	10	12	8	13	11	14	20
Opp Fum Lost	7	3	4	3	10	4	7	6
POSS. TIME (avg)	31:47	29:48	30:38	31:33	29:10	28:51	29:39	30:14
TOUCHDOWNS	25	23	18	31	28	24	18	35
Rushing	11	11	4	4	8	4	5	13
Passing	11	12	12	27	17	20	12	22
Returns	3	0	2	0	3	0	1	0
EXTRA-PT KICKS	21/22	19/23	17/18	26/28	25/26	21/22	17/17	31/34
2-PT CONVERSIONS	3/3	0/0	0/0	1/3	1/2	2/2	0/1	0/1
FIELD GOALS/FGA	25/29	18/23	23/28	20/23	23/27	15/18	15/18	16/20
POINTS SCORED	254	213	194	274	266	214	170	293
DEFENSE	Phil.	Cin.	Hou.	G.B.	Denv.	Jax	L.A.	N.E.
POINTS ALLOWED	213	245	236	289	219	293	236	197
OPP FIRST DOWNS	206	227	195	215	217	207	226	225
Rushing	65	66	63	51	65	70	68	62
Passing	116	139	110	146	126	111	131	143
Penalty	25	22	22	18	26	26	27	20
OPP YARDS GAINED	3733	4032	3484	3859	3453	3530	3738	3885
Avg per Game	339.4	366.5	316.7	350.8	313.9	320.9	339.8	353.2
OPP RUSHING (net)	1131	1326	1183	992	1320	1283	1235	1095
Avg per Game	102.8	120.5	107.5	90.2	120.0	116.6	112.3	99.5
Rushes	265	302	288	263	310	316	287	272
Yards per Rush	4.3	4.4	4.1	3.8	4.3	4.1	4.3	4.0
OPP PASSING (net)	2602	2706	2301	2867	2133	2247	2503	2790
Avg per Game	236.5	246.0	209.2	260.6	193.9	204.3	227.5	253.6
Passes Att.	379	389	352	363	388	361	401	414
Completed	226	254	219	236	219	235	258	260
Pct Completed	59.6	65.3	62.2	65.0	56.4	65.1	64.3	62.8
Sacked	26	21	20	28	35	24	22	22
Yards Lost	158	126	128	203	193	132	161	135
INTERCEPTED BY	9	11	6	8	10	3	6	5
Yards Returned	100	62	62	89	197	39	15	35
Returned for TD	1	0	1	0	2	0	0	0
OPP PUNT RETURNS	15	29	31	11	26	21	21	16
Avg return	10.6	9.9	11.7	8.9	6.8	14.5	4.5	5.5
OPP KICKOFF RET	21	27	35	24	21	9	15	26
Avg return	17.9	23.2	22.1	28.7	21.4	18.4	19.7	18.8
OPP TOUCHDOWNS	24	28	25	33	22	31	31	22
Rushing	6	8	10	9	10	13	8	6
Passing	17	20	14	22	10	15	20	16
Returns	1	0	1	2	2	3	3	0

WEEK 12 / THROUGH MONDAY, NOVEMBER 28, 2016

OFFENSE	Det.	N.O.	Buff.	Oak.	Wash.	Ariz.	NY-G	Pitt.
GAMES (Won-Lost)	7-4	5-6	6-5	9-2	6-4-1	4-6-1	8-3	6-5
FIRST DOWNS	217	277	217	236	255	255	203	222
Rushing	50	73	94	63	66	64	49	57
Passing	142	188	100	145	167	162	134	147
Penalty	25	16	23	28	22	29	20	18
YDS GAINED (tot)	3625	4775	3739	4300	4690	4060	3695	4013
Avg per Game	329.5	434.1	339.9	390.9	426.4	369.1	335.9	364.8
RUSHING (net)	889	1261	1731	1235	1227	1175	874	1110
Avg per Game	80.8	114.6	157.4	112.3	111.5	106.8	79.5	100.9
Rushes	239	290	327	288	275	280	254	258
Yards per Rush	3.7	4.3	5.3	4.3	4.5	4.2	3.4	4.3
PASSING (net)	2736	3514	2008	3065	3463	2885	2821	2903
Avg per Game	248.7	319.5	182.5	278.6	314.8	262.3	256.5	263.9
Passes Att.	391	457	319	424	438	458	413	422
Completed	261	327	195	281	300	269	261	271
Pct Completed	66.8	71.6	61.1	66.3	68.5	58.7	63.2	64.2
Yards Gained	2883	3637	2146	3115	3571	3115	2902	3026
Sacked	25	18	31	13	14	33	14	14
Yards Lost	147	123	138	50	108	230	81	123
Had intercepted	5	8	4	5	7	13	10	8
Yards Opp Ret	85	210	31	36	105	182	71	52
Opp TDs on Int	0	2	0	0	1	1	0	0
PUNTS	44	41	52	52	29	61	62	51
Avg Yards	48.9	48.9	42.3	48.6	43.5	40.6	47.2	45.2
PUNT RETURNS	14	19	20	33	17	29	26	14
Avg Return	14.6	9.5	11.1	9.8	15.3	6.2	6.8	9.8
Returned for TD	2	0	0	0	1	0	0	0
KICKOFF RETURNS	24	23	23	19	17	16	21	15
Avg Return	22.0	16.4	21.8	20.8	22.2	21.9	24.6	22.0
Returned for TD	0	0	0	0	0	0	0	0
PENALTIES	75	66	87	105	79	73	62	75
Yards Penalized	660	607	764	867	603	596	645	716
FUMBLES BY	5	13	11	10	13	18	16	13
Fumbles Lost	3	8	2	4	5	6	9	2
Opp Fumbles	11	15	20	19	17	16	14	15
Opp Fum Lost	4	10	6	9	7	8	4	7
POSS. TIME (avg)	29:12	31:28	29:15	31:29	31:05	31:25	26:55	29:50
TOUCHDOWNS	26	41	34	35	30	29	28	33
Rushing	4	10	20	12	9	11	5	8
Passing	19	31	11	22	20	17	20	24
Returns	3	0	3	1	1	1	3	1
EXTRA-PT KICKS	22/24	38/39	27/30	29/29	25/27	25/26	24/28	26/26
2-PT CONVERSIONS	1/1	1/2	4/4	4/5	0/3	0/3	0/0	3/7
FIELD GOALS/FGA	21/24	16/22	14/18	20/26	25/31	14/17	13/14	12/16
POINTS SCORED	247	334	281	307	280	245	231	266
DEFENSE	Det.	N.O.	Buff.	Oak.	Wash.	Ariz.	NY-G	Pitt.
POINTS ALLOWED	238	307	236	275	264	228	213	222
OPP FIRST DOWNS	229	234	234	228	250	193	218	215
Rushing	71	65	75	67	76	65	62	59
Passing	137	152	132	133	148	110	138	132
Penalty	21	17	27	28	26	18	18	24
OPP YARDS GAINED	3888	4075	3761	4294	4066	3234	3892	3946
Avg per Game	353.5	370.5	341.9	390.4	369.6	294.0	353.8	358.7
OPP RUSHING (net)	1128	1090	1256	1286	1284	1088	980	1048
Avg per Game	102.5	99.1	114.2	116.9	116.7	98.9	89.1	95.3
Rushes	267	280	305	278	274	294	278	250
Yards per Rush	4.2	3.9	4.1	4.6	4.7	3.7	3.5	4.2
OPP PASSING (net)	2760	2985	2505	3008	2782	2146	2912	2898
Avg per Game	250.9	271.4	227.7	273.5	252.9	195.1	264.7	263.5
Passes Att.	385	403	357	394	393	364	457	415
Completed	285	254	217	240	263	222	268	267
Pct Completed	74.0	63.0	60.8	60.9	66.9	61.0	58.6	64.3
Sacked	20	22	33	17	28	29	25	24
Yards Lost	115	157	211	104	184	198	166	169
INTERCEPTED BY	7	7	8	10	7	10	10	7
Yards Returned	71	74	148	113	64	143	117	55
Returned for TD	1	0	1	1	0	1	1	0
OPP PUNT RETURNS	24	21	24	21	13	22	25	21
Avg return	5.5	7.6	6.0	11.6	7.4	9.8	11.0	10.3
OPP KICKOFF RET	15	28	35	29	16	15	24	15
Avg return	21.8	24.3	20.9	20.7	23.3	24.9	24.4	23.1
OPP TOUCHDOWNS	27	34	26	32	32	26	19	24
Rushing	5	13	13	12	16	13	9	10
Passing	22	17	13	20	14	9	10	13
Returns	0	4	0	0	2	4	0	1

WEEK 12 / THROUGH MONDAY, NOVEMBER 28, 2016

OFFENSE	T.B.	S.D.	Car.	Sea.	Ind.	NY-J	Clev.	Tenn.
GAMES (Won-Lost)	6-5	5-6	4-7	7-3-1	5-6	3-8	0-12	6-6
FIRST DOWNS	242	246	230	201	232	202	217	250
Rushing	55	63	70	51	65	60	51	83
Passing	157	152	139	135	143	118	144	139
Penalty	30	31	21	15	24	24	22	28
YDS GAINED (tot)	3998	4083	3881	3761	3876	3686	3765	4587
Avg per Game	363.5	371.2	352.8	341.9	352.4	335.1	313.8	382.3
RUSHING (net)	1178	1097	1204	978	1049	1224	1081	1698
Avg per Game	107.1	99.7	109.5	88.9	95.4	111.3	90.1	141.5
Rushes	322	286	306	266	268	282	245	356
Yards per Rush	3.7	3.8	3.9	3.7	3.9	4.3	4.4	4.8
PASSING (net)	2820	2986	2677	2783	2827	2462	2684	2889
Avg per Game	256.4	271.5	243.4	253.0	257.0	223.8	223.7	240.8
Passes Att.	417	401	391	380	412	378	443	380
Completed	259	251	225	247	259	219	261	245
Pct Completed	62.1	62.6	57.5	65.0	62.9	57.9	58.9	64.5
Yards Gained	2975	3128	2885	2988	3067	2560	2986	3018
Sacked	23	26	27	26	38	22	45	18
Yards Lost	155	142	208	205	240	98	302	129
Had intercepted	11	12	12	5	10	15	12	8
Yards Opp Ret	185	285	81	61	122	101	55	153
Opp TDs on Int	1	2	3	0	1	1	0	2
PUNTS	52	42	52	56	42	52	62	54
Avg Yards	45.6	45.4	48.3	44.9	50.1	43.1	45.4	45.0
PUNT RETURNS	19	23	20	22	16	16	22	23
Avg Return	10.5	7.6	5.7	9.5	6.4	5.4	6.0	6.9
Returned for TD	0	0	0	0	0	0	0	0
KICKOFF RETURNS	15	19	25	22	24	25	21	25
Avg Return	15.7	18.3	20.2	21.0	27.1	23.4	17.6	20.2
Returned for TD	0	0	0	0	1	0	0	0
PENALTIES	81	69	73	82	77	67	77	90
Yards Penalized	698	517	621	710	684	557	570	833
FUMBLES BY	16	17	10	15	11	18	20	13
Fumbles Lost	7	11	9	4	3	7	8	5
Opp Fumbles	18	16	13	13	11	16	9	5
Opp Fum Lost	11	9	5	4	5	3	3	2
POSS. TIME (avg)	31:14	31:11	30:57	28:23	30:37	30:45	27:16	30:35
TOUCHDOWNS	30	36	32	23	30	21	22	38
Rushing	5	9	14	9	8	8	8	12
Passing	23	23	15	13	20	12	13	26
Returns	2	4	3	1	2	1	1	0
EXTRA-PT KICKS	22/24	32/35	24/27	18/22	28/28	19/21	16/18	32/34
2-PT CONVERSIONS	3/6	0/1	3/5	0/1	1/2	0/0	2/4	0/4
FIELD GOALS/FGA	13/19	21/24	18/22	22/25	20/22	17/20	15/20	16/18
POINTS SCORED	249	313	276	224	270	196	197	308
DEFENSE	T.B.	S.D.	Car.	Sea.	Ind.	NY-J	Clev.	Tenn.
POINTS ALLOWED	264	291	281	187	301	266	352	296
OPP FIRST DOWNS	227	226	226	227	250	226	274	247
Rushing	67	66	57	65	67	55	89	54
Passing	143	145	159	137	158	151	166	171
Penalty	17	15	10	25	25	20	19	22
OPP YARDS GAINED	4062	3972	3900	3692	4345	3836	4800	4352
Avg per Game	369.3	361.1	354.5	335.6	395.0	348.7	400.0	362.7
OPP RUSHING (net)	1274	988	873	1102	1279	945	1687	1108
Avg per Game	115.8	89.8	79.4	100.2	116.3	85.9	140.6	92.3
Rushes	291	253	264	313	278	266	373	269
Yards per Rush	4.4	3.9	3.3	3.5	4.6	3.6	4.5	4.1
OPP PASSING (net)	2788	2984	3027	2590	3066	2891	3113	3244
Avg per Game	253.5	271.3	275.2	235.5	278.7	262.8	259.4	270.3
Passes Att.	379	437	419	395	406	412	407	468
Completed	234	275	281	248	268	264	263	284
Pct Completed	61.7	62.9	67.1	62.8	66.0	64.1	64.6	60.7
Sacked	27	20	32	31	22	19	17	30
Yards Lost	161	141	189	200	129	126	107	205
INTERCEPTED BY	9	14	11	10	3	6	8	11
Yards Returned	155	194	121	58	19	90	62	68
Returned for TD	2	2	1	0	0	0	1	0
OPP PUNT RETURNS	20	22	28	24	14	25	31	27
Avg return	5.5	5.4	12.0	8.1	9.5	8.6	8.0	11.4
OPP KICKOFF RET	19	14	18	14	23	20	15	17
Avg return	22.4	22.5	17.3	22.1	20.1	24.3	23.4	24.2
OPP TOUCHDOWNS	31	34	31	20	33	29	43	34
Rushing	9	15	6	9	8	6	13	6
Passing	20	16	21	10	22	18	28	21
Returns	2	3	4	1	3	5	2	7

WEEK 12 / THROUGH MONDAY, NOVEMBER 28, 2016

OFFENSE	NFL/Avg
GAMES (Won-Lost)	---
FIRST DOWNS	226.5
Rushing	64.5
Passing	140.1
Penalty	21.9
YDS GAINED (tot)	3915.1
Avg per Game	353.9
RUSHING (net)	1178.4
Avg per Game	106.5
Rushes	284.7
Yards per Rush	4.1
PASSING (net)	2736.7
Avg per Game	247.4
Passes Att.	400.1
Completed	253.8
Pct Completed	63.4
Yards Gained	2893.6
Sacked	24.5
Yards Lost	157.0
Had intercepted	8.3
Yards Opp Ret	97.9
Opp TDs on Int	0.7
PUNTS	50.5
Avg Yards	45.8
PUNT RETURNS	21.9
Avg Return	9.0
Returned for TD	0.3
KICKOFF RETURNS	21.0
Avg Return	22.2
Returned for TD	0.2
PENALTIES	76.8
Yards Penalized	659.4
FUMBLES BY	14.4
Fumbles Lost	6.1
Opp Fumbles	14.4
Opp Fum Lost	6.1
POSS. TIME (avg)	30:00
TOUCHDOWNS	28.5
Rushing	9.1
Passing	17.7
Returns	1.8
EXTRA POINTS (tot)	94%
Kicks Made/2Pt	52%
FIELD GOALS/FGA	18/22
POINTS SCORED	253.7

DEFENSE	NFL/Avg
POINTS ALLOWED	253.7
OPP FIRST DOWNS	226.5
Rushing	64.5
Passing	140.1
Penalty	21.9
OPP YARDS GAINED	3915.1
Avg per Game	353.9
OPP RUSHING (net)	1178.4
Avg per Game	106.5
Rushes	284.7
Yards per Rush	4.1
OPP PASSING (net)	2736.7
Avg per Game	247.4
Passes Att.	400.1
Completed	253.8
Pct Completed	63.4
Sacked	24.5
Yards Lost	157.0
INTERCEPTED BY	8.3
Yards Returned	97.9
Returned for TD	0.7
OPP PUNT RETURNS	21.9
Avg return	9.0
OPP KICKOFF RET	21.0
Avg return	22.2
OPP TOUCHDOWNS	28.5
Rushing	9.1
Passing	17.7
Returns	1.8

WEEK 12 / THROUGH MONDAY, NOVEMBER 28, 2016

TEAM RANKINGS

American Football Conference

Offense Defense

	Total	Rush	Pass	Total	Rush	Pass
Balt.	11T	16	7	1	*1	4
Buff.	8	*1	16	5	8	5
Cin.	5	8	5	12	13	7
Cleve.	16	15	13	16	16	9
Denver	9	10	10	2	12	*1
Hou.	15	3	15	3	7	3
Ind.	7	14	6	15	9	16
Jax	11T	13	9	4	10	2
K.C.	14	12	11	13	14	10
Miami	13	4	14	10	15	6
N.E.	2	5	3	7	6	8
Jets	10	7	12	6	2	11
Oak.	1	6	1	14	11	15
Pitt.	6	9	4	8	5	12
S.D.	4	11	2	9	3	14
Tenn.	3	2	8	11	4	13

National Football Conference

Offense Defense

	Total	Rush	Pass	Total	Rush	Pass
Ariz.	5	9	5	*1	6	1
Atl.	3	7	3	15	5	16
Car.	8	6	12	10	1	14
Chi.	9	10	9	6	12	6
Dallas	4	1	10	11	2	15
Det.	13	14	11	8	10	7
G.B.	6	11	4	7	4	11
L.A.	15	13	15	5	13	3
Minn.	16	16	13	2	8T	2
N.O.	*1	4	*1	14	7	13
Giants	12	15	6	9	3	12
Phil.	11	3	14	4	11	5
S.F.	14	2	16	16	16	8
Sea.	10	12	8	3	8T	4
T.B.	7	8	7	12	14	10
Wash.	2	5	2	13	15	9

National Football League

Offense Defense

	Total	Rush	Pass	Total	Rush	Pass
Ariz.	9	17	9	*1	11	2
Atl.	3	15	3	27	10	32
Balt.	23T	28	18	2	*1	6
Buff.	18	*1	32	10	21	8
Car.	14	13	19	17	2	29
Chi.	16	21	15	11	18	12
Cin.	10	14	10	23	28	13
Cleve.	30	26	26	31	31	19
Dallas	4	2	16	21	3	31
Denver	19	19	22	4	27	*1
Det.	26	30	17	15	16	14
G.B.	11	22	7	13	7	21
Hou.	29	5	31	5	19	5
Ind.	15	25	11	30	23	30
Jax	23T	24	21	6	24	3
K.C.	27	23	23	28	29	20
L.A.	31	29	29	9	20	7
Miami	25	6	28	20	30	9
Minn.	32	32	24T	3	14T	4
N.E.	6	7	6	14	13	18
N.O.	*1	9	*1	26	12	27
Giants	21	31	12	16	5	24
Jets	22	12	24T	12	4	22
Oak.	5	10	4	29	26	28
Phil.	20	8	27	8	17	11
Pitt.	12	18	8	18	9	23
S.D.	8	20	5	19	6	26
S.F.	28	4	30	32	32	15
Sea.	17	27	14	7	14T	10
T.B.	13	16	13	24	22	17
Tenn.	7	3	20	22	8	25
Wash.	2	11	2	25	25	16

T = Tied for position

*** = League Leader**

WEEK 12 / THROUGH MONDAY, NOVEMBER 28, 2016

AFC / TEAM/OFFENSE RANK

Tm	(A)	(B)	(C)	(D)	(E)	(F)	(G)	(H)	(I)	(J)	(K)	(L)	(M)	(N)	(O)	(P)	(Q)
BAL	11t	15	16	16	7	13	9	5	12	16	12	10	4	4	10	11	1
BUF	8	8	1	1	16	12	4	15	9	9	5	3	10	16	13	5	13
CIN	5	7	8	10	5	7	5	11	3	11	2	12	3	9	12	13	12
CLE	16	13	15	4	13	15	12	16	15	15	3t	15	16	11	6	16	15t
DEN	9	12	10	15	10	8	7	13	10	7	3t	8	7	7	4	7t	6
HOU	15	16	3	8	15	16	15	4	13	6	15	2	14	3	11	15	9
IND	7	10	14	13	6	9	11	14	5	4	8	13	1	1	1	6	2
JAC	11t	14	13	9	9	14	13	6	7	12	10t	14	8	5	16	12	8
KC	14	11	12	12	11	11	2	10	11	14	1	1	5	6	3	9	3
MIA	13	4	4	3	14	5	10	12	16	13	16	7	2	8	7	10	10
NE	2	2	5	11	3	1	1	7	1	2	6	6	13	14	5	3	11
NYJ	10	9	7	5	12	10	16	8	14	10	9	16	6	15	15	14	7
OAK	1	3	6	7	1	3	3	1	4	8	7	4	11	2	2	2	14
PIT	6	5	9	6	4	6	6	2	8	5	10t	5	9	12	9	7t	15t
SD	4	6	11	14	2	4	14	9	2	3	13t	9	15	10	8	1	5
TEN	3	1	2	2	8	2	8	3	6	1	13t	11	12	13	14	4	4

AFC / OPPONENT/DEFENSE RANK

Tm	(A)	(B)	(C)	(D)	(E)	(F)	(G)	(H)	(I)	(J)	(K)	(L)	(M)	(N)	(O)	(P)	(Q)	(R)	(S)
BAL	1	2	1	1	4	2	4	4	1	2	16	15	6	6	8	2	1	8	1
BUF	5	5	8	7	5	7	9	1	14	12	2	4	5	2	2	6t	16	3	11
CIN	12	10	13	12	7	10	3	11	10	7	6t	10	12	8	9	9	9	12	8
CLE	16	14	16	13	9	16	10	16	16	16	15	6	13	11	12	16	3t	16	16
DEN	2	1	12	10	1	1	5	2	5	4	8	5	8	16	16	4	12	2	3
HOU	3	4	7	6	3	5	11	9	2	5	1	14	9	9	7	6t	13	13	10
IND	15	15	9	14	16	14	16	10	15	14	6t	9	3	15	15	15	10t	11	14
JAC	4	3	10	5	2	3	15	3	3	13	11	16	1	12	13	14	15	15	5
KC	13	12	14	11	10	12	2	7	13	15	9	1	16	7	1	3	3t	5	15
MIA	10	6	15	15	6	4	6	5	11t	1	14	8	7	1	5	8	5	10	13
NE	7	7	6	4	8	6	14	12	6	11	4	3	2	4	3	1	2	1	2
NYJ	6	8	2	2	11	13	13	13	7t	6	3	7	15	5	14	10	14	14	12
OAK	14	16	11	16	15	15	7	15	11t	3	5	13	4	13	6	12	10t	6	9
PIT	8	13	5	9	12	11	12	8	4	8	13	11	11	3	4	5	7	4	7
SD	9	9	3	3	14	9	1	14	7t	9	12	2	10	10	11	13	6	7	6
TEN	11	11	4	8	13	8	8	6	9	10	10	12	14	14	10	11	8	9	4

- (A) Total Yards per Game
- (B) Yards per Play
- (C) Rushing Yards per Game
- (D) Rushing Yards per Attempt
- (E) Passing Net Yards per Game
- (F) Passing Net Yards per Play
- (G) Passing, Percent Had Intercepted
- (H) Sacks per Pass Play
- (I) First Downs per Game
- (J) Third Down Efficiency
- (K) Fourth Down Efficiency
- (L) Punt Return Average
- (M) Kickoff Return Average
- (N) Gross Punting Average
- (O) Net Punting Average
- (P) Points per Game
- (Q) Field Goal Percentage
- (R) Points per Game Differential
- (S) Net Yards per Game Differential

WEEK 12 / THROUGH MONDAY, NOVEMBER 28, 2016

NFC / TEAM/OFFENSE RANK

Tm	(A)	(B)	(C)	(D)	(E)	(F)	(G)	(H)	(I)	(J)	(K)	(L)	(M)	(N)	(O)	(P)	(Q)
ARI	5	11	9	9	5	13	14	15	3t	7	15	15	8	16	16	10	10
ATL	3	1	7	8	3	1	5	13	5	9	4	5	5	5	5	1	3
CAR	8	10	6	10	12	10	15	12	8	8	6	16	12	3	14	5	11
CHI	9	5	10	2	9	8	10	6	11t	12	16	11	11	14	13	15	14
DAL	4	4	1	1	10	2	1	4	2	3	1	8	9	7	11	3	4
DET	13	7	14	11	11	7	3	9	10	6	3	2	7	2	1	9	6
GB	6	8	11	6	4	11	8	5	6	2	10	7	14	10t	8	6	7
LA	15	15	13	15	15	15	16	14	16	16	13t	12	3	6	2	16	9
MIN	16	16	16	16	13	12	2	10	15	10	13t	4	2	13	6	14	13
NO	1	3	4	5	1	4	7	3	1	1	2	9	15	1	3	2	15
NYG	12	9	15	14	6	6	11	2	13	14	7	14	4	4	7	11	2
PHI	11	13	3	7	14	14	9	8	9	15	8t	3	1	9	12	7	8
SF	14	14	2	4	16	16	12	16	11t	11	8t	13	13	10t	10	12	1
SEA	10	6	12	12	8	5	4	11	14	13	5	10	10	12	9	13	5
TB	7	12	8	13	7	9	13	7	7	5	12	6	16	8	4	8	16
WAS	2	2	5	3	2	3	6	1	3t	4	11	1	6	15	15	4	12

NFC / OPPONENT/DEFENSE RANK

Tm	(A)	(B)	(C)	(D)	(E)	(F)	(G)	(H)	(I)	(J)	(K)	(L)	(M)	(N)	(O)	(P)	(Q)	(R)	(S)
ARI	1	1	6	4	1	2	2	1	1	3	6t	10	14	8	15	6	12	8	1
ATL	15	9	5	9	16	6	13	14	16	13	10t	11	6	16	12	14	7	2	5
CAR	10	7	1	1	14	10	3	4	7t	4	13	16	1	14	16	12	2	11	9
CHI	6	6	12	6	6	8	15	9	6	6	16	15	9	13	14	9t	15	15	7
DAL	11	15	2	8	15	11	16	16	12t	11	10t	14	10	3	3	3t	3	1	4
DET	8	11	10	10	7	12	10	13	11	14	5	3	5	5	2	8	6	10	14
GB	7	14	4	5	11	16	7	3	4	10	12	8	16	2	6	13	16	12t	6
LA	5	5	13	13	3	3	14	10	7t	7t	15	1	4	7	7	7	4t	14	15
MIN	2	2	8t	11	2	1	1	7	3	7t	1	6	15	9	4	2	13	6	12
NO	14	10	7	7	13	15	12	12	12t	9	2	5	12	12	9	15	14	5	2
NYG	9	4	3	3	12	4	8	11	5	2	6t	13	13	11	13	3t	11	7	13
PHI	4	8	11	12	5	7	5t	8	2	5	4	12	2	10	11	3t	4t	3	10
SF	16	16	16	16	8	14	9	15	15	16	6t	9	3	6	10	16	10	16	16
SEA	3	3	8t	2	4	5	4	2	9t	12	3	7	7	1	1	1	1	4	8
TB	12	12	14	14	10	13	5t	6	9t	1	14	2	8	4	8	9t	9	12t	11
WAS	13	13	15	15	9	9	11	5	14	15	6t	4	11	15	5	9t	8	9	3

- (A) Total Yards per Game
- (B) Yards per Play
- (C) Rushing Yards per Game
- (D) Rushing Yards per Attempt
- (E) Passing Net Yards per Game
- (F) Passing Net Yards per Play
- (G) Passing, Percent Had Intercepted
- (H) Sacks per Pass Play
- (I) First Downs per Game
- (J) Third Down Efficiency
- (K) Fourth Down Efficiency
- (L) Punt Return Average
- (M) Kickoff Return Average
- (N) Gross Punting Average
- (O) Net Punting Average
- (P) Points per Game
- (Q) Field Goal Percentage
- (R) Points per Game Differential
- (S) Net Yards per Game Differential

WEEK 12 / THROUGH MONDAY, NOVEMBER 28, 2016**NFL / TEAM/OFFENSE RANK**

Tm	(A)	(B)	(C)	(D)	(E)	(F)	(G)	(H)	(I)	(J)	(K)	(L)	(M)	(N)	(O)	(P)	(Q)
BAL	23t	29	28	29	18	28	18	9	24	32	26	23	6	10	19	24t	1
BUF	18	15	1	1	32	27	6	31	18t	18	7	6	18	31	27	8	26
CIN	10	13	14	19	10	14	9	27	10	22	4	26	5	16	26	27	25
CLE	30	26	26	7	26	31	25	32	29	31	5t	30	30	19	13	30	29t
DEN	19	25	19	28	22	18	16	29	20	16	5t	20	12	14	9	13t	14
HOU	29	31	5	15	31	32	31	8	25	14	30	5	28	5	22	29	19
IND	15	19	25	23	11	19	22	30	12	10	15	27	3	1	3	12	5t
JAC	23t	27	24	17	21	30	27	10	15	23	22t	28	14	12	30	26	16t
KC	27	24	23	21	23	23	4	22	21	28	3	2	8	13	8	16	7
MIA	25	8	6	4	28	10	21	28	31	27	32	19	4	15	14	17t	21
NE	6	6	7	20	6	4	1	12	6t	6	8t	17	27	27	11	6	23
NYJ	22	18	12	10	24t	20	32	15	27	19	16t	32	10	30	29	28	15
OAK	5	7	10	13	4	7	5	1	11	17	12t	11	21	4	4	5	27
PIT	12	9	18	12	8	11	14	3	16	11	22t	12	15	21	18	13t	29t
SD	8	11	20	24	5	8	28	18	8	8	27t	22	29	18	15	4	10t
TEN	7	5	3	2	20	6	17	7	14	5	27t	24	24	22	28	7	8
ARI	9	21	17	18	9	24	26	25	3t	12	27t	29	17	32	32	20	18
ATL	3	1	15	16	3	1	10	23	5	15	10	8	11	8	7	1	4
CAR	14	20	13	22	19	17	29	21	13	13	12t	31	23	6	25	10	20
CHI	16	10	21	5	15	15	19	13	22t	24	31	16	22	28	24	31	28
DAL	4	4	2	3	16	2	2	6	2	3	1	13	19	11	21	3	5t
DET	26	14	30	25	17	13	7	17	18t	9	8t	3	16	3	1	19	10t
GB	11	16	22	11	7	21	13	11	6t	2	19	10	26	23t	16	11	12
LA	31	30	29	31	29	26	30	24	32	30	22t	18	7	9	2	32	16t
MIN	32	32	32	32	24t	22	3	19	30	20	22t	7	2	26	10	24t	24
NO	1	3	9	9	1	5	12	5	1	1	2	14	31	2	5	2	31
NYG	21	17	31	30	12	12	20	4	26	26	14	25	9	7	12	21	3
PHI	20	23	8	14	27	25	15	16	17	29	16t	4	1	20	23	15	13
SF	28	28	4	8	30	29	23	26	22t	21	16t	21	25	23t	20	22	2
SEA	17	12	27	26	14	9	8	20	28	25	11	15	20	25	17	23	9
TB	13	22	16	27	13	16	24	14	9	7	21	9	32	17	6	17t	32
WAS	2	2	11	6	2	3	11	2	3t	4	20	1	13	29	31	9	22

- (A) Total Yards per Game
- (B) Yards per Play
- (C) Rushing Yards per Game
- (D) Rushing Yards per Attempt
- (E) Passing Net Yards per Game
- (F) Passing Net Yards per Play
- (G) Passing, Percent Had Intercepted
- (H) Sacks per Pass Play
- (I) First Downs per Game
- (J) Third Down Efficiency
- (K) Fourth Down Efficiency
- (L) Punt Return Average
- (M) Kickoff Return Average
- (N) Gross Punting Average
- (O) Net Punting Average
- (P) Points per Game
- (Q) Field Goal Percentage

WEEK 12 / THROUGH MONDAY, NOVEMBER 28, 2016

NFL / OPPONENT/DEFENSE RANK

Tm	(A)	(B)	(C)	(D)	(E)	(F)	(G)	(H)	(I)	(J)	(K)	(L)	(M)	(N)	(O)	(P)	(Q)	(R)	(S)
BAL	2	4	1	2	6	4	5	12	1	2	28	29	10	10	18	4	1	15t	5
BUF	10	11	21	14	8	13	15	1	25t	21	3	7	9	3	3	12t	31	5	20
CIN	23	19	28	26	13	18	4	23	18t	11	9t	20	22	14	20	17	18	25	16
CLE	31	29	31	27	19	32	18	32	30	32	27	12	24	20	23	31	4t	32	31
DEN	4	2	27	21	1	1	8	2	9	5	12	8	12	32	31	9	23	4	8
HOU	5	9	19	13	5	10	23	18	3	7	2	28	15	16	10	12t	25t	26	18
IND	30	31	23	28	30	29	32	22	28t	26	9t	18	7	27	30	28	19t	24	28
JAC	6	6	24	12	3	5	31	11	5	24	20	32	3	22	28	27	30	29	11
KC	28	21	29	24	20	21	2	16	24	30	14	2	30	13	1	8	4t	8	30
MIA	20	12	30	29	9	9	9	13	21t	1	25t	15	11	2	8	16	8	19t	27
NE	14	14	13	11	18	12	29	24	11t	20	5	4t	4	6	6	3	2t	2	6
NYJ	12	15	4	5	22	22	27	28	13t	9	4	14	27	9	29	21	27	28	24
OAK	29	32	26	30	28	30	10	31	21t	4	6t	27	8	23	9	23	19t	10	17
PIT	18	22	9	17	23	19	24	17	7t	12	22t	21	21	4	7	10	15	6	15
SD	19	17	6	10	26	17	1	30	13t	17	21	3	18t	19	22	26	12t	13	12
TEN	22	20	8	15	25	16	14	14	17	18	15t	25	25	25	21	22	16	18	9
ARI	1	1	11	6	2	3	6	3	2	8	15t	19	29	17	27	11	24	15t	1
ATL	27	18	10	18	32	11	25	26	32	27	22t	22	14	31	24	29	12t	3	7
CAR	17	13	2	1	29	23	7	6	13t	10	29	31	1	29	32	24	6	21	19
CHI	11	10	18	8	12	15	28	15	11t	14	32	30	18t	28	26	18t	29	30	13
DAL	21	28	3	16	31	24	30	29	25t	23	22t	26	20	7	5	5t	7	1	4
DET	15	24	16	19	14	25	20	25	23	28	13	6	13	11	4	15	11	19t	26
GB	13	27	7	7	21	31	16	5	7t	22	25t	16	32	5	13	25	32	22t	10
LA	9	8	20	23	7	6	26	19	13t	15t	31	1	6	15	14	12t	9t	27	29
MIN	3	3	14t	20	4	2	3	9	6	15t	1	11	31	18	11	2	25t	12	23
NO	26	23	12	9	27	28	22	21	25t	19	6t	10	26	26	16	30	28	11	2
NYG	16	7	5	4	24	7	17	20	10	6	15t	24	28	24	25	5t	22	14	25
PHI	8	16	17	22	11	14	12t	10	4	13	9t	23	2	21	19	5t	9t	7	21
SF	32	30	32	32	15	27	19	27	31	31	15t	17	5	12	17	32	21	31	32
SEA	7	5	14t	3	10	8	11	4	18t	25	8	13	16	1	2	1	2t	9	14
TB	24	25	22	25	17	26	12t	8	18t	3	30	4t	17	8	15	18t	17	22t	22
WAS	25	26	25	31	16	20	21	7	28t	29	15t	9	23	30	12	18t	14	17	3

- (A) Total Yards per Game
- (B) Yards per Play
- (C) Rushing Yards per Game
- (D) Rushing Yards per Attempt
- (E) Passing Net Yards per Game
- (F) Passing Net Yards per Play
- (G) Passing, Percent Had Intercepted
- (H) Sacks per Pass Play
- (I) First Downs per Game
- (J) Third Down Efficiency
- (K) Fourth Down Efficiency
- (L) Punt Return Average
- (M) Kickoff Return Average
- (N) Gross Punting Average
- (O) Net Punting Average
- (P) Points per Game
- (Q) Field Goal Percentage
- (R) Points per Game Differential
- (S) Net Yards per Game Differential

WEEK 12 / THROUGH MONDAY, NOVEMBER 28, 2016**AFC / TOTAL OFFENSE**

Rank	Team	Total	Rushing	Passing	Total	Rushing	Passing
1)	Oakland	4300	1235	3065	390.9	112.3	278.6
2)	New England	4248	1274	2974	386.2	115.8	270.4
3)	Tennessee	4587	1698	2889	382.3	141.5	240.8
4)	San Diego	4083	1097	2986	371.2	99.7	271.5
5)	Cincinnati	4052	1197	2855	368.4	108.8	259.5
6)	Pittsburgh	4013	1110	2903	364.8	100.9	263.9
7)	Indianapolis	3876	1049	2827	352.4	95.4	257.0
8)	Buffalo	3739	1731	2008	339.9	157.4	182.5
9)	Denver	3711	1098	2613	337.4	99.8	237.5
10)	New York Jets	3686	1224	2462	335.1	111.3	223.8
11t)	Baltimore	3676	966	2710	334.2	87.8	246.4
11t)	Jacksonville	3676	1059	2617	334.2	96.3	237.9
13)	Miami	3656	1276	2380	332.4	116.0	216.4
14)	Kansas City	3611	1062	2549	328.3	96.5	231.7
15)	Houston	3486	1331	2155	316.9	121.0	195.9
16)	Cleveland	3765	1081	2684	313.8	90.1	223.7

AFC / TOTAL DEFENSE

Rank	Team	Total	Rushing	Passing	Total	Rushing	Passing
1)	Baltimore	3276	824	2452	297.8	74.9	222.9
2)	Denver	3453	1320	2133	313.9	120.0	193.9
3)	Houston	3484	1183	2301	316.7	107.5	209.2
4)	Jacksonville	3530	1283	2247	320.9	116.6	204.3
5)	Buffalo	3761	1256	2505	341.9	114.2	227.7
6)	New York Jets	3836	945	2891	348.7	85.9	262.8
7)	New England	3885	1095	2790	353.2	99.5	253.6
8)	Pittsburgh	3946	1048	2898	358.7	95.3	263.5
9)	San Diego	3972	988	2984	361.1	89.8	271.3
10)	Miami	3981	1454	2527	361.9	132.2	229.7
11)	Tennessee	4352	1108	3244	362.7	92.3	270.3
12)	Cincinnati	4032	1326	2706	366.5	120.5	246.0
13)	Kansas City	4201	1335	2866	381.9	121.4	260.5
14)	Oakland	4294	1286	3008	390.4	116.9	273.5
15)	Indianapolis	4345	1279	3066	395.0	116.3	278.7
16)	Cleveland	4800	1687	3113	400.0	140.6	259.4

WEEK 12 / THROUGH MONDAY, NOVEMBER 28, 2016**NFC / TOTAL OFFENSE**

Rank	Team	Total	Rushing	Passing	Total	Rushing	Passing
1)	New Orleans	4775	1261	3514	434.1	114.6	319.5
2)	Washington	4690	1227	3463	426.4	111.5	314.8
3)	Atlanta	4526	1192	3334	411.5	108.4	303.1
4)	Dallas	4484	1730	2754	407.6	157.3	250.4
5)	Arizona	4060	1175	2885	369.1	106.8	262.3
6)	Green Bay	4014	1080	2934	364.9	98.2	266.7
7)	Tampa Bay	3998	1178	2820	363.5	107.1	256.4
8)	Carolina	3881	1204	2677	352.8	109.5	243.4
9)	Chicago	3852	1083	2769	350.2	98.5	251.7
10)	Seattle	3761	978	2783	341.9	88.9	253.0
11)	Philadelphia	3696	1264	2432	336.0	114.9	221.1
12)	New York Giants	3695	874	2821	335.9	79.5	256.5
13)	Detroit	3625	889	2736	329.5	80.8	248.7
14)	San Francisco	3571	1391	2180	324.6	126.5	198.2
15)	Los Angeles	3246	914	2332	295.1	83.1	212.0
16)	Minnesota	3244	782	2462	294.9	71.1	223.8

NFC / TOTAL DEFENSE

Rank	Team	Total	Rushing	Passing	Total	Rushing	Passing
1)	Arizona	3234	1088	2146	294.0	98.9	195.1
2)	Minnesota	3377	1102	2275	307.0	100.2	206.8
3)	Seattle	3692	1102	2590	335.6	100.2	235.5
4)	Philadelphia	3733	1131	2602	339.4	102.8	236.5
5)	Los Angeles	3738	1235	2503	339.8	112.3	227.5
6)	Chicago	3775	1137	2638	343.2	103.4	239.8
7)	Green Bay	3859	992	2867	350.8	90.2	260.6
8)	Detroit	3888	1128	2760	353.5	102.5	250.9
9)	New York Giants	3892	980	2912	353.8	89.1	264.7
10)	Carolina	3900	873	3027	354.5	79.4	275.2
11)	Dallas	3984	900	3084	362.2	81.8	280.4
12)	Tampa Bay	4062	1274	2788	369.3	115.8	253.5
13)	Washington	4066	1284	2782	369.6	116.7	252.9
14)	New Orleans	4075	1090	2985	370.5	99.1	271.4
15)	Atlanta	4191	1087	3104	381.0	98.8	282.2
16)	San Francisco	4669	1890	2779	424.5	171.8	252.6

WEEK 12 / THROUGH MONDAY, NOVEMBER 28, 2016**NFL / TOTAL OFFENSE**

Rank	Team	Total	Rushing	Passing	Total	Rushing	Passing
1)	New Orleans	4775	1261	3514	434.1	114.6	319.5
2)	Washington	4690	1227	3463	426.4	111.5	314.8
3)	Atlanta	4526	1192	3334	411.5	108.4	303.1
4)	Dallas	4484	1730	2754	407.6	157.3	250.4
5)	Oakland	4300	1235	3065	390.9	112.3	278.6
6)	New England	4248	1274	2974	386.2	115.8	270.4
7)	Tennessee	4587	1698	2889	382.3	141.5	240.8
8)	San Diego	4083	1097	2986	371.2	99.7	271.5
9)	Arizona	4060	1175	2885	369.1	106.8	262.3
10)	Cincinnati	4052	1197	2855	368.4	108.8	259.5
11)	Green Bay	4014	1080	2934	364.9	98.2	266.7
12)	Pittsburgh	4013	1110	2903	364.8	100.9	263.9
13)	Tampa Bay	3998	1178	2820	363.5	107.1	256.4
14)	Carolina	3881	1204	2677	352.8	109.5	243.4
15)	Indianapolis	3876	1049	2827	352.4	95.4	257.0
16)	Chicago	3852	1083	2769	350.2	98.5	251.7
17)	Seattle	3761	978	2783	341.9	88.9	253.0
18)	Buffalo	3739	1731	2008	339.9	157.4	182.5
19)	Denver	3711	1098	2613	337.4	99.8	237.5
20)	Philadelphia	3696	1264	2432	336.0	114.9	221.1
21)	New York Giants	3695	874	2821	335.9	79.5	256.5
22)	New York Jets	3686	1224	2462	335.1	111.3	223.8
23t)	Baltimore	3676	966	2710	334.2	87.8	246.4
23t)	Jacksonville	3676	1059	2617	334.2	96.3	237.9
25)	Miami	3656	1276	2380	332.4	116.0	216.4
26)	Detroit	3625	889	2736	329.5	80.8	248.7
27)	Kansas City	3611	1062	2549	328.3	96.5	231.7
28)	San Francisco	3571	1391	2180	324.6	126.5	198.2
29)	Houston	3486	1331	2155	316.9	121.0	195.9
30)	Cleveland	3765	1081	2684	313.8	90.1	223.7
31)	Los Angeles	3246	914	2332	295.1	83.1	212.0
32)	Minnesota	3244	782	2462	294.9	71.1	223.8

NFL / TOTAL DEFENSE

Rank	Team	Total	Rushing	Passing	Total	Rushing	Passing
1)	Arizona	3234	1088	2146	294.0	98.9	195.1
2)	Baltimore	3276	824	2452	297.8	74.9	222.9
3)	Minnesota	3377	1102	2275	307.0	100.2	206.8
4)	Denver	3453	1320	2133	313.9	120.0	193.9
5)	Houston	3484	1183	2301	316.7	107.5	209.2
6)	Jacksonville	3530	1283	2247	320.9	116.6	204.3
7)	Seattle	3692	1102	2590	335.6	100.2	235.5
8)	Philadelphia	3733	1131	2602	339.4	102.8	236.5
9)	Los Angeles	3738	1235	2503	339.8	112.3	227.5
10)	Buffalo	3761	1256	2505	341.9	114.2	227.7
11)	Chicago	3775	1137	2638	343.2	103.4	239.8
12)	New York Jets	3836	945	2891	348.7	85.9	262.8
13)	Green Bay	3859	992	2867	350.8	90.2	260.6
14)	New England	3885	1095	2790	353.2	99.5	253.6
15)	Detroit	3888	1128	2760	353.5	102.5	250.9
16)	New York Giants	3892	980	2912	353.8	89.1	264.7
17)	Carolina	3900	873	3027	354.5	79.4	275.2
18)	Pittsburgh	3946	1048	2898	358.7	95.3	263.5
19)	San Diego	3972	988	2984	361.1	89.8	271.3
20)	Miami	3981	1454	2527	361.9	132.2	229.7
21)	Dallas	3984	900	3084	362.2	81.8	280.4
22)	Tennessee	4352	1108	3244	362.7	92.3	270.3
23)	Cincinnati	4032	1326	2706	366.5	120.5	246.0
24)	Tampa Bay	4062	1274	2788	369.3	115.8	253.5
25)	Washington	4066	1284	2782	369.6	116.7	252.9
26)	New Orleans	4075	1090	2985	370.5	99.1	271.4
27)	Atlanta	4191	1087	3104	381.0	98.8	282.2
28)	Kansas City	4201	1335	2866	381.9	121.4	260.5
29)	Oakland	4294	1286	3008	390.4	116.9	273.5
30)	Indianapolis	4345	1279	3066	395.0	116.3	278.7
31)	Cleveland	4800	1687	3113	400.0	140.6	259.4
32)	San Francisco	4669	1890	2779	424.5	171.8	252.6

WEEK 12 / THROUGH MONDAY, NOVEMBER 28, 2016**AFC / TAKE-AWAYS, GIVE-AWAYS**

Rank	Team	TAKE-AWAYS			GIVE-AWAYS			Net Diff
		Int	Fum	Total	Int	Fum	Total	
1)	Kansas City	13	11	24	4	6	10	= +14
2)	Oakland	10	9	19	5	4	9	= +10
3)	Buffalo	8	6	14	4	2	6	= +8
4t)	Baltimore	11	8	19	10	5	15	= +4
4t)	Denver	10	10	20	8	8	16	= +4
4t)	Pittsburgh	7	7	14	8	2	10	= +4
7)	New England	5	6	11	1	7	8	= +3
8)	Miami	10	5	15	8	5	13	= +2
9)	Cincinnati	11	3	14	6	7	13	= +1
10t)	San Diego	14	9	23	12	11	23	= 0
10t)	Tennessee	11	2	13	8	5	13	= 0
12)	Indianapolis	3	5	8	10	3	13	= -5
13t)	Cleveland	8	3	11	12	8	20	= -9
13t)	Houston	6	4	10	13	6	19	= -9
15)	New York Jets	6	3	9	15	7	22	= -13
16)	Jacksonville	3	4	7	13	9	22	= -15
Totals		136	95	231	137	95	232	= -1

NFC / TAKE-AWAYS, GIVE-AWAYS

Rank	Team	TAKE-AWAYS			GIVE-AWAYS			Net Diff
		Int	Fum	Total	Int	Fum	Total	
1)	Minnesota	12	8	20	3	5	8	= +12
2)	Seattle	10	4	14	5	4	9	= +5
3t)	Atlanta	7	5	12	6	3	9	= +3
3t)	Dallas	4	6	10	2	5	7	= +3
3t)	Detroit	7	4	11	5	3	8	= +3
3t)	Philadelphia	9	7	16	8	5	13	= +3
7t)	Tampa Bay	9	11	20	11	7	18	= +2
7t)	Washington	7	7	14	7	5	12	= +2
9)	New Orleans	7	10	17	8	8	16	= +1
10)	Arizona	10	8	18	13	6	19	= -1
11)	Los Angeles	6	7	13	12	5	17	= -4
12t)	Carolina	11	5	16	12	9	21	= -5
12t)	Green Bay	8	3	11	8	8	16	= -5
12t)	New York Giants	10	4	14	10	9	19	= -5
12t)	San Francisco	7	8	15	9	11	20	= -5
16)	Chicago	5	3	8	9	7	16	= -8
Totals		129	100	229	128	100	228	= +1

NFL / TAKE-AWAYS, GIVE-AWAYS

Rank	Team	TAKE-AWAYS			GIVE-AWAYS			Net Diff
		Int	Fum	Total	Int	Fum	Total	
1)	Kansas City	13	11	24	4	6	10	= +14
2)	Minnesota	12	8	20	3	5	8	= +12
3)	Oakland	10	9	19	5	4	9	= +10
4)	Buffalo	8	6	14	4	2	6	= +8
5)	Seattle	10	4	14	5	4	9	= +5
6t)	Baltimore	11	8	19	10	5	15	= +4
6t)	Denver	10	10	20	8	8	16	= +4
6t)	Pittsburgh	7	7	14	8	2	10	= +4
9t)	New England	5	6	11	1	7	8	= +3
9t)	Atlanta	7	5	12	6	3	9	= +3
9t)	Dallas	4	6	10	2	5	7	= +3
9t)	Detroit	7	4	11	5	3	8	= +3
9t)	Philadelphia	9	7	16	8	5	13	= +3
14t)	Miami	10	5	15	8	5	13	= +2
14t)	Tampa Bay	9	11	20	11	7	18	= +2
14t)	Washington	7	7	14	7	5	12	= +2
17t)	Cincinnati	11	3	14	6	7	13	= +1
17t)	New Orleans	7	10	17	8	8	16	= +1
19t)	San Diego	14	9	23	12	11	23	= 0
19t)	Tennessee	11	2	13	8	5	13	= 0
21)	Arizona	10	8	18	13	6	19	= -1
22)	Los Angeles	6	7	13	12	5	17	= -4
23t)	Indianapolis	3	5	8	10	3	13	= -5
23t)	Carolina	11	5	16	12	9	21	= -5
23t)	Green Bay	8	3	11	8	8	16	= -5
23t)	New York Giants	10	4	14	10	9	19	= -5
23t)	San Francisco	7	8	15	9	11	20	= -5
28)	Chicago	5	3	8	9	7	16	= -8
29t)	Cleveland	8	3	11	12	8	20	= -9
29t)	Houston	6	4	10	13	6	19	= -9
31)	New York Jets	6	3	9	15	7	22	= -13
32)	Jacksonville	3	4	7	13	9	22	= -15
Totals		265	195	460	265	195	460	= 0

WEEK 12 / THROUGH MONDAY, NOVEMBER 28, 2016**AFC / TEAM/OFFENSE INSIDE THE 20**

Rank	Team	Poss	Pts	TD	TD%	FG	Score	Score%
1)	Tennessee	40	225	29	72.5	9	38	95.0
2)	Indianapolis	35	193	24	68.6	8	32	91.4
3)	Buffalo	33	180	22	66.7	8	30	90.9
4)	Pittsburgh	30	148	19	63.3	6	25	83.3
5)	Oakland	38	208	24	63.2	13	37	97.4
6)	Jacksonville	32	159	20	62.5	6	26	81.3
7)	New England	42	212	26	61.9	11	37	88.1
8)	Cleveland	30	141	17	56.7	8	25	83.3
9)	Miami	34	162	18	52.9	12	30	88.2
10)	Cincinnati	35	161	18	51.4	13	31	88.6
11)	San Diego	47	216	24	51.1	17	41	87.2
12)	Baltimore	26	119	13	50.0	9	22	84.6
13)	Denver	36	162	17	47.2	15	32	88.9
14)	Houston	30	132	13	43.3	14	27	90.0
15)	Kansas City	38	159	16	42.1	16	32	84.2
16)	New York Jets	36	145	15	41.7	14	29	80.6

AFC / OPPONENTS/DEFENSE INSIDE THE 20

Rank	Team	Poss	Pts	TD	TD%	FG	Score	Score%
1)	Pittsburgh	36	145	15	41.7	14	29	80.6
2)	Kansas City	35	152	17	48.6	11	28	80.0
3)	Denver	35	171	18	51.4	15	33	94.3
4t)	Houston	33	162	17	51.5	14	31	93.9
4t)	New York Jets	33	155	17	51.5	12	29	87.9
6)	Baltimore	27	120	14	51.9	8	22	81.5
7)	Indianapolis	37	177	20	54.1	14	34	91.9
8)	Oakland	44	205	24	54.5	13	37	84.1
9)	Miami	31	146	17	54.8	9	26	83.9
10)	Jacksonville	38	194	21	55.3	16	37	97.4
11)	Tennessee	43	205	24	55.8	13	37	86.0
12)	Buffalo	34	165	19	55.9	11	30	88.2
13)	New England	33	161	19	57.6	10	29	87.9
14)	Cincinnati	34	166	20	58.8	10	30	88.2
15)	San Diego	40	214	26	65.0	11	37	92.5
16)	Cleveland	42	230	28	66.7	11	39	92.9

WEEK 12 / THROUGH MONDAY, NOVEMBER 28, 2016**NFC / TEAM/OFFENSE INSIDE THE 20**

Rank	Team	Poss	Pts	TD	TD%	FG	Score	Score%
1)	Carolina	34	188	24	70.6	7	31	91.2
2)	New Orleans	47	261	33	70.2	10	43	91.5
3)	Dallas	45	240	29	64.4	13	42	93.3
4)	San Francisco	32	165	20	62.5	8	28	87.5
5)	Detroit	29	158	18	62.1	11	29	100.0
6)	New York Giants	28	143	17	60.7	9	26	92.9
7)	Arizona	37	179	22	59.5	9	31	83.8
8)	Atlanta	41	212	24	58.5	15	39	95.1
9)	Tampa Bay	38	181	21	55.3	12	33	86.8
10)	Green Bay	46	221	25	54.3	16	41	89.1
11)	Seattle	35	164	18	51.4	14	32	91.4
12)	Philadelphia	39	189	20	51.3	16	36	92.3
13)	Chicago	32	138	16	50.0	9	25	78.1
14)	Los Angeles	23	107	11	47.8	10	21	91.3
15)	Minnesota	32	133	15	46.9	10	25	78.1
16)	Washington	46	191	20	43.5	18	38	82.6

NFC / OPPONENTS/DEFENSE INSIDE THE 20

Rank	Team	Poss	Pts	TD	TD%	FG	Score	Score%
1)	Philadelphia	34	137	15	44.1	11	26	76.5
2)	New York Giants	36	156	16	44.4	15	31	86.1
3)	Carolina	37	171	17	45.9	17	34	91.9
4)	Seattle	32	141	16	50.0	9	25	78.1
5)	Minnesota	29	140	15	51.7	12	27	93.1
6)	Chicago	37	175	20	54.1	13	33	89.2
7)	New Orleans	38	177	21	55.3	10	31	81.6
8)	Dallas	39	187	22	56.4	13	35	89.7
9)	Arizona	27	132	16	59.3	7	23	85.2
10)	Tampa Bay	34	176	21	61.8	10	31	91.2
11)	San Francisco	45	236	28	62.2	14	42	93.3
12)	Detroit	39	200	25	64.1	9	34	87.2
13)	Green Bay	31	167	20	64.5	10	30	96.8
14)	Washington	37	197	25	67.6	8	33	89.2
15)	Los Angeles	36	195	25	69.4	8	33	91.7
16)	Atlanta	40	237	30	75.0	8	38	95.0

WEEK 12 / THROUGH MONDAY, NOVEMBER 28, 2016**NFL / TEAM/OFFENSE INSIDE THE 20**

Rank	Team	Poss	Pts	TD	TD%	FG	Score	Score%
1)	Tennessee	40	225	29	72.5	9	38	95.0
2)	Carolina	34	188	24	70.6	7	31	91.2
3)	New Orleans	47	261	33	70.2	10	43	91.5
4)	Indianapolis	35	193	24	68.6	8	32	91.4
5)	Buffalo	33	180	22	66.7	8	30	90.9
6)	Dallas	45	240	29	64.4	13	42	93.3
7)	Pittsburgh	30	148	19	63.3	6	25	83.3
8)	Oakland	38	208	24	63.2	13	37	97.4
9t)	Jacksonville	32	159	20	62.5	6	26	81.3
9t)	San Francisco	32	165	20	62.5	8	28	87.5
11)	Detroit	29	158	18	62.1	11	29	100.0
12)	New England	42	212	26	61.9	11	37	88.1
13)	New York Giants	28	143	17	60.7	9	26	92.9
14)	Arizona	37	179	22	59.5	9	31	83.8
15)	Atlanta	41	212	24	58.5	15	39	95.1
16)	Cleveland	30	141	17	56.7	8	25	83.3
17)	Tampa Bay	38	181	21	55.3	12	33	86.8
18)	Green Bay	46	221	25	54.3	16	41	89.1
19)	Miami	34	162	18	52.9	12	30	88.2
20t)	Cincinnati	35	161	18	51.4	13	31	88.6
20t)	Seattle	35	164	18	51.4	14	32	91.4
22)	Philadelphia	39	189	20	51.3	16	36	92.3
23)	San Diego	47	216	24	51.1	17	41	87.2
24t)	Baltimore	26	119	13	50.0	9	22	84.6
24t)	Chicago	32	138	16	50.0	9	25	78.1
26)	Los Angeles	23	107	11	47.8	10	21	91.3
27)	Denver	36	162	17	47.2	15	32	88.9
28)	Minnesota	32	133	15	46.9	10	25	78.1
29)	Washington	46	191	20	43.5	18	38	82.6
30)	Houston	30	132	13	43.3	14	27	90.0
31)	Kansas City	38	159	16	42.1	16	32	84.2
32)	New York Jets	36	145	15	41.7	14	29	80.6

NFL / OPPONENTS/DEFENSE INSIDE THE 20

Rank	Team	Poss	Pts	TD	TD%	FG	Score	Score%
1)	Pittsburgh	36	145	15	41.7	14	29	80.6
2)	Philadelphia	34	137	15	44.1	11	26	76.5
3)	New York Giants	36	156	16	44.4	15	31	86.1
4)	Carolina	37	171	17	45.9	17	34	91.9
5)	Kansas City	35	152	17	48.6	11	28	80.0
6)	Seattle	32	141	16	50.0	9	25	78.1
7)	Denver	35	171	18	51.4	15	33	94.3
8t)	Houston	33	162	17	51.5	14	31	93.9
8t)	New York Jets	33	155	17	51.5	12	29	87.9
10)	Minnesota	29	140	15	51.7	12	27	93.1
11)	Baltimore	27	120	14	51.9	8	22	81.5
12t)	Chicago	37	175	20	54.1	13	33	89.2
12t)	Indianapolis	37	177	20	54.1	14	34	91.9
14)	Oakland	44	205	24	54.5	13	37	84.1
15)	Miami	31	146	17	54.8	9	26	83.9
16t)	Jacksonville	38	194	21	55.3	16	37	97.4
16t)	New Orleans	38	177	21	55.3	10	31	81.6
18)	Tennessee	43	205	24	55.8	13	37	86.0
19)	Buffalo	34	165	19	55.9	11	30	88.2
20)	Dallas	39	187	22	56.4	13	35	89.7
21)	New England	33	161	19	57.6	10	29	87.9
22)	Cincinnati	34	166	20	58.8	10	30	88.2
23)	Arizona	27	132	16	59.3	7	23	85.2
24)	Tampa Bay	34	176	21	61.8	10	31	91.2
25)	San Francisco	45	236	28	62.2	14	42	93.3
26)	Detroit	39	200	25	64.1	9	34	87.2
27)	Green Bay	31	167	20	64.5	10	30	96.8
28)	San Diego	40	214	26	65.0	11	37	92.5
29)	Cleveland	42	230	28	66.7	11	39	92.9
30)	Washington	37	197	25	67.6	8	33	89.2
31)	Los Angeles	36	195	25	69.4	8	33	91.7
32)	Atlanta	40	237	30	75.0	8	38	95.0

WEEK 12 / THROUGH MONDAY, NOVEMBER 28, 2016**AFC / OFFENSE/TEAMS: FIRST DOWNS, THIRD DOWNS, FOURTH DOWNS**

Rank	Team	FIRST DOWNS				THIRD DOWNS			FOURTH DOWNS		
		Total	Rush	Pass	Pen	Made	Att	Pct	Made	Att	Pct
1)	New England	248	77	141	30	69	148	46.6	5	8	62.5
2)	San Diego	246	63	152	31	60	139	43.2	2	6	33.3
3)	Cincinnati	240	66	145	29	53	145	36.6	5	7	71.4
4)	Oakland	236	63	145	28	58	148	39.2	5	9	55.6
5)	Indianapolis	232	65	143	24	62	146	42.5	7	13	53.8
6)	Tennessee	250	83	139	28	74	158	46.8	3	9	33.3
7)	Jacksonville	227	49	151	27	54	148	36.5	5	12	41.7
8)	Pittsburgh	222	57	147	18	59	139	42.4	5	12	41.7
9)	Buffalo	217	94	100	23	56	143	39.2	7	11	63.6
10)	Denver	214	60	130	24	60	153	39.2	6	9	66.7
11)	Kansas City	212	59	139	14	52	149	34.9	7	9	77.8
12)	Baltimore	209	48	135	26	54	162	33.3	5	13	38.5
13)	Houston	208	70	122	16	65	161	40.4	4	14	28.6
14)	New York Jets	202	60	118	24	55	142	38.7	4	8	50.0
15)	Cleveland	217	51	144	22	54	157	34.4	10	15	66.7
16)	Miami	196	67	112	17	44	126	34.9	0	4	0.0
	Totals	3576	1032	2163	381	929	2364	39.3	80	159	50.3

AFC / DEFENSE/OPPONENTS: FIRST DOWNS, THIRD DOWNS, FOURTH DOWNS

Rank	Team	FIRST DOWNS				THIRD DOWNS			FOURTH DOWNS		
		Total	Rush	Pass	Pen	Made	Att	Pct	Made	Att	Pct
1)	Baltimore	183	33	131	19	51	152	33.6	9	12	75.0
2)	Houston	195	63	110	22	54	145	37.2	1	8	12.5
3)	Jacksonville	207	70	111	26	68	162	42.0	5	9	55.6
4)	Pittsburgh	215	59	132	24	58	150	38.7	10	16	62.5
5)	Denver	217	65	126	26	58	157	36.9	5	12	41.7
6)	New England	225	62	143	20	59	143	41.3	4	13	30.8
7t)	New York Jets	226	55	151	20	53	139	38.1	2	7	28.6
7t)	San Diego	226	66	145	15	55	140	39.3	8	13	61.5
9)	Tennessee	247	54	171	22	63	158	39.9	6	12	50.0
10)	Cincinnati	227	66	139	22	55	143	38.5	4	10	40.0
11t)	Miami	228	65	132	31	48	144	33.3	6	9	66.7
11t)	Oakland	228	67	133	28	47	134	35.1	3	9	33.3
13)	Kansas City	231	61	152	18	72	155	46.5	5	11	45.5
14)	Buffalo	234	75	132	27	59	142	41.5	2	10	20.0
15)	Indianapolis	250	67	158	25	56	130	43.1	2	5	40.0
16)	Cleveland	274	89	166	19	73	153	47.7	5	7	71.4
	Totals	3613	1017	2232	364	929	2347	39.6	77	163	47.2

WEEK 12 / THROUGH MONDAY, NOVEMBER 28, 2016

NFC / OFFENSE/TEAMS: FIRST DOWNS, THIRD DOWNS, FOURTH DOWNS

Rank	Team	FIRST DOWNS				THIRD DOWNS			FOURTH DOWNS		
		Total	Rush	Pass	Pen	Made	Att	Pct	Made	Att	Pct
1)	New Orleans	277	73	188	16	76	152	50.0	8	9	88.9
2)	Dallas	270	109	142	19	64	132	48.5	7	7	100.0
3t)	Arizona	255	64	162	29	63	152	41.4	2	6	33.3
3t)	Washington	255	66	167	22	69	144	47.9	5	11	45.5
5)	Atlanta	254	74	163	17	48	121	39.7	8	13	61.5
6)	Green Bay	248	60	159	29	74	151	49.0	6	13	46.2
7)	Tampa Bay	242	55	157	30	68	152	44.7	3	7	42.9
8)	Carolina	230	70	139	21	61	151	40.4	5	9	55.6
9)	Philadelphia	221	77	126	18	50	145	34.5	7	14	50.0
10)	Detroit	217	50	142	25	57	133	42.9	5	8	62.5
11t)	Chicago	210	55	145	10	48	134	35.8	2	10	20.0
11t)	San Francisco	210	80	116	14	58	156	37.2	7	14	50.0
13)	New York Giants	203	49	134	20	49	140	35.0	6	11	54.5
14)	Seattle	201	51	135	15	48	137	35.0	3	5	60.0
15)	Minnesota	197	49	129	19	58	150	38.7	5	12	41.7
16)	Los Angeles	182	50	115	17	51	148	34.5	5	12	41.7
	Totals	3672	1032	2319	321	942	2298	41.0	84	161	52.2

NFC / DEFENSE/OPPONENTS: FIRST DOWNS, THIRD DOWNS, FOURTH DOWNS

Rank	Team	FIRST DOWNS				THIRD DOWNS			FOURTH DOWNS		
		Total	Rush	Pass	Pen	Made	Att	Pct	Made	Att	Pct
1)	Arizona	193	65	110	18	57	150	38.0	5	10	50.0
2)	Philadelphia	206	65	116	25	54	139	38.8	6	15	40.0
3)	Minnesota	208	57	128	23	57	146	39.0	1	10	10.0
4)	Green Bay	215	51	146	18	57	137	41.6	8	12	66.7
5)	New York Giants	218	62	138	18	63	170	37.1	5	10	50.0
6)	Chicago	225	61	140	24	58	149	38.9	10	11	90.9
7t)	Carolina	226	57	159	10	56	146	38.4	8	10	80.0
7t)	Los Angeles	226	68	131	27	57	146	39.0	7	8	87.5
9t)	Seattle	227	65	137	25	67	157	42.7	4	11	36.4
9t)	Tampa Bay	227	67	143	17	45	134	33.6	5	6	83.3
11)	Detroit	229	71	137	21	62	139	44.6	3	7	42.9
12t)	Dallas	234	54	161	19	54	129	41.9	5	8	62.5
12t)	New Orleans	234	65	152	17	55	136	40.4	3	9	33.3
14)	Washington	250	76	148	26	61	132	46.2	5	10	50.0
15)	San Francisco	255	98	132	25	76	160	47.5	2	4	50.0
16)	Atlanta	262	65	172	25	63	145	43.4	10	16	62.5
	Totals	3635	1047	2250	338	942	2315	40.7	87	157	55.4

WEEK 12 / THROUGH MONDAY, NOVEMBER 28, 2016

NFL / OFFENSE/TEAMS: FIRST DOWNS, THIRD DOWNS, FOURTH DOWNS

Rank	Team	FIRST DOWNS				THIRD DOWNS			FOURTH DOWNS		
		Total	Rush	Pass	Pen	Made	Att	Pct	Made	Att	Pct
1)	New Orleans	277	73	188	16	76	152	50.0	8	9	88.9
2)	Dallas	270	109	142	19	64	132	48.5	7	7	100.0
3t)	Arizona	255	64	162	29	63	152	41.4	2	6	33.3
3t)	Washington	255	66	167	22	69	144	47.9	5	11	45.5
5)	Atlanta	254	74	163	17	48	121	39.7	8	13	61.5
6t)	New England	248	77	141	30	69	148	46.6	5	8	62.5
6t)	Green Bay	248	60	159	29	74	151	49.0	6	13	46.2
8)	San Diego	246	63	152	31	60	139	43.2	2	6	33.3
9)	Tampa Bay	242	55	157	30	68	152	44.7	3	7	42.9
10)	Cincinnati	240	66	145	29	53	145	36.6	5	7	71.4
11)	Oakland	236	63	145	28	58	148	39.2	5	9	55.6
12)	Indianapolis	232	65	143	24	62	146	42.5	7	13	53.8
13)	Carolina	230	70	139	21	61	151	40.4	5	9	55.6
14)	Tennessee	250	83	139	28	74	158	46.8	3	9	33.3
15)	Jacksonville	227	49	151	27	54	148	36.5	5	12	41.7
16)	Pittsburgh	222	57	147	18	59	139	42.4	5	12	41.7
17)	Philadelphia	221	77	126	18	50	145	34.5	7	14	50.0
18t)	Buffalo	217	94	100	23	56	143	39.2	7	11	63.6
18t)	Detroit	217	50	142	25	57	133	42.9	5	8	62.5
20)	Denver	214	60	130	24	60	153	39.2	6	9	66.7
21)	Kansas City	212	59	139	14	52	149	34.9	7	9	77.8
22t)	Chicago	210	55	145	10	48	134	35.8	2	10	20.0
22t)	San Francisco	210	80	116	14	58	156	37.2	7	14	50.0
24)	Baltimore	209	48	135	26	54	162	33.3	5	13	38.5
25)	Houston	208	70	122	16	65	161	40.4	4	14	28.6
26)	New York Giants	203	49	134	20	49	140	35.0	6	11	54.5
27)	New York Jets	202	60	118	24	55	142	38.7	4	8	50.0
28)	Seattle	201	51	135	15	48	137	35.0	3	5	60.0
29)	Cleveland	217	51	144	22	54	157	34.4	10	15	66.7
30)	Minnesota	197	49	129	19	58	150	38.7	5	12	41.7
31)	Miami	196	67	112	17	44	126	34.9	0	4	0.0
32)	Los Angeles	182	50	115	17	51	148	34.5	5	12	41.7
	Totals	7248	2064	4482	702	1871	4662	40.1	164	320	51.3

NFL / DEFENSE/OPPONENTS: FIRST DOWNS, THIRD DOWNS, FOURTH DOWNS

Rank	Team	FIRST DOWNS				THIRD DOWNS			FOURTH DOWNS		
		Total	Rush	Pass	Pen	Made	Att	Pct	Made	Att	Pct
1)	Baltimore	183	33	131	19	51	152	33.6	9	12	75.0
2)	Arizona	193	65	110	18	57	150	38.0	5	10	50.0
3)	Houston	195	63	110	22	54	145	37.2	1	8	12.5
4)	Philadelphia	206	65	116	25	54	139	38.8	6	15	40.0
5)	Jacksonville	207	70	111	26	68	162	42.0	5	9	55.6
6)	Minnesota	208	57	128	23	57	146	39.0	1	10	10.0
7t)	Pittsburgh	215	59	132	24	58	150	38.7	10	16	62.5
7t)	Green Bay	215	51	146	18	57	137	41.6	8	12	66.7
9)	Denver	217	65	126	26	58	157	36.9	5	12	41.7
10)	New York Giants	218	62	138	18	63	170	37.1	5	10	50.0
11t)	New England	225	62	143	20	59	143	41.3	4	13	30.8
11t)	Chicago	225	61	140	24	58	149	38.9	10	11	90.9
13t)	New York Jets	226	55	151	20	53	139	38.1	2	7	28.6
13t)	San Diego	226	66	145	15	55	140	39.3	8	13	61.5
13t)	Carolina	226	57	159	10	56	146	38.4	8	10	80.0
13t)	Los Angeles	226	68	131	27	57	146	39.0	7	8	87.5
17)	Tennessee	247	54	171	22	63	158	39.9	6	12	50.0
18t)	Cincinnati	227	66	139	22	55	143	38.5	4	10	40.0
18t)	Seattle	227	65	137	25	67	157	42.7	4	11	36.4
18t)	Tampa Bay	227	67	143	17	45	134	33.6	5	6	83.3
21t)	Miami	228	65	132	31	48	144	33.3	6	9	66.7
21t)	Oakland	228	67	133	28	47	134	35.1	3	9	33.3
23)	Detroit	229	71	137	21	62	139	44.6	3	7	42.9
24)	Kansas City	231	61	152	18	72	155	46.5	5	11	45.5
25t)	Buffalo	234	75	132	27	59	142	41.5	2	10	20.0
25t)	Dallas	234	54	161	19	54	129	41.9	5	8	62.5
25t)	New Orleans	234	65	152	17	55	136	40.4	3	9	33.3
28t)	Indianapolis	250	67	158	25	56	130	43.1	2	5	40.0
28t)	Washington	250	76	148	26	61	132	46.2	5	10	50.0
30)	Cleveland	274	89	166	19	73	153	47.7	5	7	71.4
31)	San Francisco	255	98	132	25	76	160	47.5	2	4	50.0
32)	Atlanta	262	65	172	25	63	145	43.4	10	16	62.5
	Totals	7248	2064	4482	702	1871	4662	40.1	164	320	51.3

WEEK 12 / THROUGH MONDAY, NOVEMBER 28, 2016**AFC / FIRST-DOWN PLAYS BY TEAMS**

Rank	Team	Yds/Play	Plays	Yards
1)	Miami	5.90	288	1700
2)	Tennessee	5.84	339	1979
3)	New England	5.83	326	1899
4)	Buffalo	5.64	299	1685
5)	San Diego	5.49	331	1816
6)	Oakland	5.47	323	1767
7)	Kansas City	5.41	308	1665
8)	Jacksonville	5.29	321	1697
9)	Cleveland	5.25	326	1712
10)	Indianapolis	5.23	320	1672
11)	Cincinnati	5.13	326	1674
12)	Baltimore	5.03	316	1591
13)	Pittsburgh	4.98	309	1540
14)	Denver	4.91	313	1537
15)	New York Jets	4.76	295	1404
16)	Houston	4.62	317	1463
	TOTAL	5.30	5057	26801

AFC / FIRST-DOWN PLAYS BY OPPONENTS

Rank	Team	Yds/Play	Plays	Yards
1)	Baltimore	4.44	283	1256
2)	Jacksonville	4.64	295	1368
3)	Denver	5.05	318	1605
4)	Kansas City	5.12	325	1665
5)	Pittsburgh	5.23	302	1580
6)	New England	5.24	313	1639
7)	Miami	5.28	329	1737
8)	New York Jets	5.31	318	1687
9)	San Diego	5.38	322	1732
10)	Cleveland	5.41	360	1949
11)	Cincinnati	5.51	320	1764
12)	Buffalo	5.55	318	1765
13)	Tennessee	5.65	343	1939
14)	Houston	5.67	289	1639
15)	Indianapolis	5.73	332	1904
16)	Oakland	6.31	318	2007
	TOTAL	5.36	5085	27236

WEEK 12 / THROUGH MONDAY, NOVEMBER 28, 2016**NFC / FIRST-DOWN PLAYS BY TEAMS**

Rank	Team	Yds/Play	Plays	Yards
1)	Atlanta	7.53	333	2506
2)	New Orleans	6.47	353	2283
3)	Chicago	6.36	305	1939
4)	Washington	6.11	332	2030
5)	Carolina	5.88	329	1933
6)	Dallas	5.81	335	1948
7)	San Francisco	5.76	310	1786
8)	Philadelphia	5.66	320	1812
9)	Seattle	5.65	302	1707
10)	Arizona	5.45	351	1913
11)	Los Angeles	5.11	290	1482
12)	Green Bay	5.02	324	1628
13)	Detroit	4.99	292	1457
14)	New York Giants	4.95	302	1494
15)	Tampa Bay	4.80	336	1614
16)	Minnesota	4.69	289	1356
	TOTAL	5.66	5103	28888

NFC / FIRST-DOWN PLAYS BY OPPONENTS

Rank	Team	Yds/Play	Plays	Yards
1)	Arizona	4.92	297	1461
2)	Los Angeles	4.99	316	1576
3)	Minnesota	5.06	311	1575
4)	Seattle	5.20	327	1700
5)	Atlanta	5.32	338	1797
6)	Chicago	5.34	312	1665
7)	Washington	5.63	324	1824
8)	Philadelphia	5.64	299	1685
9)	Carolina	5.66	329	1862
10)	New York Giants	5.85	327	1914
11)	Green Bay	5.87	290	1702
12)	Dallas	5.89	308	1814
13)	New Orleans	5.95	323	1921
14)	Detroit	6.02	305	1837
15)	San Francisco	6.06	347	2103
16)	Tampa Bay	6.26	322	2017
	TOTAL	5.61	5075	28453

WEEK 12 / THROUGH MONDAY, NOVEMBER 28, 2016**NFL / FIRST-DOWN PLAYS BY TEAMS**

Rank	Team	Yds/Play	Plays	Yards
1)	Atlanta	7.53	333	2506
2)	New Orleans	6.47	353	2283
3)	Chicago	6.36	305	1939
4)	Washington	6.11	332	2030
5)	Miami	5.90	288	1700
6)	Carolina	5.88	329	1933
7)	Tennessee	5.84	339	1979
8)	New England	5.83	326	1899
9)	Dallas	5.81	335	1948
10)	San Francisco	5.76	310	1786
11)	Philadelphia	5.66	320	1812
12)	Seattle	5.65	302	1707
13)	Buffalo	5.64	299	1685
14)	San Diego	5.49	331	1816
15)	Oakland	5.47	323	1767
16)	Arizona	5.45	351	1913
17)	Kansas City	5.41	308	1665
18)	Jacksonville	5.29	321	1697
19)	Cleveland	5.25	326	1712
20)	Indianapolis	5.23	320	1672
21)	Cincinnati	5.13	326	1674
22)	Los Angeles	5.11	290	1482
23)	Baltimore	5.03	316	1591
24)	Green Bay	5.02	324	1628
25)	Detroit	4.99	292	1457
26)	Pittsburgh	4.98	309	1540
27)	New York Giants	4.95	302	1494
28)	Denver	4.91	313	1537
29)	Tampa Bay	4.80	336	1614
30)	New York Jets	4.76	295	1404
31)	Minnesota	4.69	289	1356
32)	Houston	4.62	317	1463
	TOTAL	5.48	10160	55689

NFL / FIRST-DOWN PLAYS BY OPPONENTS

Rank	Team	Yds/Play	Plays	Yards
1)	Baltimore	4.44	283	1256
2)	Jacksonville	4.64	295	1368
3)	Arizona	4.92	297	1461
4)	Los Angeles	4.99	316	1576
5)	Denver	5.05	318	1605
6)	Minnesota	5.06	311	1575
7)	Kansas City	5.12	325	1665
8)	Seattle	5.20	327	1700
9)	Pittsburgh	5.23	302	1580
10)	New England	5.24	313	1639
11)	Miami	5.28	329	1737
12)	New York Jets	5.31	318	1687
13)	Atlanta	5.32	338	1797
14)	Chicago	5.34	312	1665
15)	San Diego	5.38	322	1732
16)	Cleveland	5.41	360	1949
17)	Cincinnati	5.51	320	1764
18)	Buffalo	5.55	318	1765
19)	Washington	5.63	324	1824
20)	Philadelphia	5.64	299	1685
21)	Tennessee	5.65	343	1939
22)	Carolina	5.66	329	1862
23)	Houston	5.67	289	1639
24)	Indianapolis	5.73	332	1904
25)	New York Giants	5.85	327	1914
26)	Green Bay	5.87	290	1702
27)	Dallas	5.89	308	1814
28)	New Orleans	5.95	323	1921
29)	Detroit	6.02	305	1837
30)	San Francisco	6.06	347	2103
31)	Tampa Bay	6.26	322	2017
32)	Oakland	6.31	318	2007
	TOTAL	5.48	10160	55689

WEEK 12 / THROUGH MONDAY, NOVEMBER 28, 2016**AFC / KICKOFFS (Receiving Team)**

Rank	Team	TotKO	AdjKO	TB	TB%	EZ	EZ%	OB	I20	Avg.Start
1)	Indianapolis	67	64	41	64.1	51	76.1	1	4	27.1
2)	New England	49	46	28	60.9	35	71.4	0	5	26.0
3)	Cincinnati	55	55	30	54.5	44	80.0	0	6	25.8
4)	Miami	56	54	30	55.6	46	82.1	0	10	25.6
5)	Baltimore	45	43	27	62.8	38	84.4	0	5	25.2
6)	Jacksonville	66	66	37	56.1	48	72.7	0	7	25.0
7)	Kansas City	51	49	24	49.0	40	78.4	1	10	24.8
8)	New York Jets	58	55	31	56.4	43	74.1	0	7	24.8
9)	Tennessee	66	59	34	57.6	38	57.6	3	6	24.6
10)	Buffalo	54	54	31	57.4	43	79.6	0	6	24.6
11)	Oakland	61	60	40	66.7	46	75.4	2	7	24.6
12)	Pittsburgh	53	53	38	71.7	46	86.8	0	4	24.5
13)	Houston	56	50	32	64.0	39	69.6	1	7	24.2
14)	Denver	53	52	39	75.0	50	94.3	0	7	23.9
15)	San Diego	62	57	39	68.4	49	79.0	1	8	23.5
16)	Cleveland	65	65	44	67.7	49	75.4	0	10	23.1
	Totals	917	882	545	61.8	705	79.9	9	109	24.8

AFC / KICKOFFS (Kicking Team)

Rank	Team	TotKO	AdjKO	TB	TB%	EZ	EZ%	OB	I20	Avg.Start
1)	New England	61	59	34	57.6	42	68.9	1	11	23.5
2)	Indianapolis	61	60	37	61.7	45	73.8	0	8	23.9
3)	Cincinnati	51	50	23	46.0	37	72.5	0	11	24.0
4)	Oakland	63	62	34	54.8	43	68.3	0	10	24.1
5)	Houston	52	50	14	28.0	27	51.9	1	7	24.2
6)	Miami	52	52	32	61.5	41	78.8	0	7	24.3
7)	San Diego	69	69	55	79.7	63	91.3	0	5	24.5
8)	Jacksonville	49	43	36	83.7	39	79.6	2	2	24.7
9)	Baltimore	52	52	35	67.3	41	78.8	0	3	24.9
10)	Pittsburgh	55	52	37	71.2	45	81.8	1	2	25.3
11)	New York Jets	49	48	28	58.3	40	81.6	0	8	25.3
12)	Tennessee	66	63	45	71.4	53	80.3	2	5	25.3
13)	Denver	63	59	39	66.1	43	68.3	0	9	25.4
14)	Cleveland	49	46	30	65.2	37	75.5	2	3	25.7
15)	Buffalo	59	56	22	39.3	36	61.0	0	12	25.9
15t)	Kansas City	59	56	36	64.3	47	79.7	1	5	25.9
	Totals	910	877	537	61.2	679	77.4	10	108	24.8

Note: Average team drive start DOES NOT include onside kicks or kickoffs at the end of a half unless either kickoff is returned for a touchdown. All other kickoffs (returned kickoffs, fair catches, touchback and kickoffs out of bounds) are included. Kickoffs resulting in the kicking team retaining possession are not included.

ADJ KO: Adjusted kickoffs are used to compute the Avg. Team Drive Start.

I20: The number of drives that start inside (not including) the 20 yd line.

WEEK 12 / THROUGH MONDAY, NOVEMBER 28, 2016**NFC / KICKOFFS (Receiving Team)**

Rank	Team	TotKO	AdjKO	TB	TB%	EZ	EZ%	OB	I20	Avg.Start
1)	Philadelphia	51	49	28	57.1	38	74.5	1	7	28.3
2)	Minnesota	48	44	26	59.1	38	79.2	0	4	27.0
3)	Seattle	47	45	22	48.9	30	63.8	1	5	25.9
4)	Dallas	52	47	36	76.6	39	75.0	2	1	25.3
5)	New York Giants	55	55	33	60.0	46	83.6	1	6	25.3
6)	Washington	56	55	37	67.3	42	75.0	1	5	25.2
7)	Arizona	56	55	38	69.1	43	76.8	0	10	25.0
8)	Los Angeles	49	49	25	51.0	40	81.6	0	7	24.9
9)	Atlanta	61	56	37	66.1	46	75.4	0	6	24.5
10)	Green Bay	65	64	44	68.8	49	75.4	1	9	24.4
11)	San Francisco	68	65	46	70.8	58	85.3	0	9	24.3
12)	Carolina	60	58	34	58.6	44	73.3	0	10	24.2
13)	Chicago	62	60	34	56.7	43	69.4	0	10	24.0
14)	Tampa Bay	57	57	42	73.7	47	82.5	0	6	23.9
15)	Detroit	55	55	31	56.4	45	81.8	0	10	23.5
16)	New Orleans	66	66	43	65.2	51	77.3	0	11	23.2
	Totals	908	880	556	63.2	699	79.4	7	116	24.8

NFC / KICKOFFS (Kicking Team)

Rank	Team	TotKO	AdjKO	TB	TB%	EZ	EZ%	OB	I20	Avg.Start
1)	Philadelphia	60	58	38	65.5	49	81.7	0	13	22.2
2)	Los Angeles	44	43	28	65.1	36	81.8	0	7	23.3
3)	Carolina	62	61	44	72.1	50	80.6	0	8	23.5
4)	Tampa Bay	55	53	34	64.2	48	87.3	0	9	23.5
5)	Chicago	44	42	18	42.9	35	79.5	0	10	24.1
6)	Atlanta	76	76	55	72.4	65	85.5	0	12	24.2
7)	Dallas	67	65	46	70.8	58	86.6	0	6	24.3
8)	Detroit	55	50	37	74.0	45	81.8	1	6	24.8
9)	San Francisco	53	50	19	38.0	28	52.8	0	10	25.0
10)	Seattle	56	55	42	76.4	50	89.3	0	3	25.2
11)	Washington	65	63	47	74.6	53	81.5	1	7	25.5
12)	New Orleans	65	63	35	55.6	49	75.4	1	7	25.8
13)	Arizona	51	49	35	71.4	44	86.3	0	4	26.3
14)	Minnesota	51	50	26	52.0	36	70.6	1	4	26.5
15)	New York Giants	51	49	26	53.1	33	64.7	1	3	26.9
16)	Green Bay	60	58	34	58.6	46	76.7	1	8	26.9
	Totals	915	885	564	63.7	725	81.9	6	117	24.9

Note: Average team drive start DOES NOT include inside kicks or kickoffs at the end of a half unless either kickoff is returned for a touchdown. All other kickoffs (returned kickoffs, fair catches, touchback and kickoffs out of bounds) are included. Kickoffs resulting in the kicking team retaining possession are not included.

ADJ KO: Adjusted kickoffs are used to compute the Avg. Team Drive Start.

I20: The number of drives that start inside (not including) the 20 yd line.

WEEK 12 / THROUGH MONDAY, NOVEMBER 28, 2016**NFL / KICKOFFS (Receiving Team)**

Rank	Team	TotKO	AdjKO	TB	TB%	EZ	EZ%	OB	I20	Avg.Start
1)	Philadelphia	51	49	28	57.1	38	74.5	1	7	28.3
2)	Indianapolis	67	64	41	64.1	51	76.1	1	4	27.1
3)	Minnesota	48	44	26	59.1	38	79.2	0	4	27.0
4)	New England	49	46	28	60.9	35	71.4	0	5	26.0
5)	Seattle	47	45	22	48.9	30	63.8	1	5	25.9
6)	Cincinnati	55	55	30	54.5	44	80.0	0	6	25.8
7)	Miami	56	54	30	55.6	46	82.1	0	10	25.6
8)	Dallas	52	47	36	76.6	39	75.0	2	1	25.3
9)	New York Giants	55	55	33	60.0	46	83.6	1	6	25.3
10)	Washington	56	55	37	67.3	42	75.0	1	5	25.2
11)	Baltimore	45	43	27	62.8	38	84.4	0	5	25.2
12)	Jacksonville	66	66	37	56.1	48	72.7	0	7	25.0
13)	Arizona	56	55	38	69.1	43	76.8	0	10	25.0
14)	Los Angeles	49	49	25	51.0	40	81.6	0	7	24.9
15)	Kansas City	51	49	24	49.0	40	78.4	1	10	24.8
16)	New York Jets	58	55	31	56.4	43	74.1	0	7	24.8
17)	Tennessee	66	59	34	57.6	38	57.6	3	6	24.6
18)	Buffalo	54	54	31	57.4	43	79.6	0	6	24.6
19)	Oakland	61	60	40	66.7	46	75.4	2	7	24.6
20)	Atlanta	61	56	37	66.1	46	75.4	0	6	24.5
21)	Pittsburgh	53	53	38	71.7	46	86.8	0	4	24.5
22)	Green Bay	65	64	44	68.8	49	75.4	1	9	24.4
23)	San Francisco	68	65	46	70.8	58	85.3	0	9	24.3
24)	Houston	56	50	32	64.0	39	69.6	1	7	24.2
25)	Carolina	60	58	34	58.6	44	73.3	0	10	24.2
26)	Chicago	62	60	34	56.7	43	69.4	0	10	24.0
27)	Tampa Bay	57	57	42	73.7	47	82.5	0	6	23.9
28)	Denver	53	52	39	75.0	50	94.3	0	7	23.9
29)	San Diego	62	57	39	68.4	49	79.0	1	8	23.5
30)	Detroit	55	55	31	56.4	45	81.8	0	10	23.5
31)	New Orleans	66	66	43	65.2	51	77.3	0	11	23.2
32)	Cleveland	65	65	44	67.7	49	75.4	0	10	23.1
	Totals	1825	1762	1101	62.51	404	79.7	16	225	24.8

Note: Average opponent drive start DOES NOT include inside kicks or kickoffs at the end of a half unless either kickoff is returned for a touchdown. All other kickoffs (returned kickoffs, fair catches, touchback and kickoffs out of bounds) are included. Kickoffs resulting in the kicking team retaining possession are not included.

ADJ KO: Adjusted kickoffs are used to compute the Avg. Team Drive Start.

I20: The number of drives that start inside (not including) the 20 yd line.

WEEK 12 / THROUGH MONDAY, NOVEMBER 28, 2016**NFL / KICKOFFS (Kicking Team)**

Rank	Team	TotKO	AdjKO	TB	TB%	EZ	EZ%	OB	I20	Avg.Start
1)	Philadelphia	60	58	38	65.5	49	81.7	0	13	22.2
2)	Los Angeles	44	43	28	65.1	36	81.8	0	7	23.3
3)	Carolina	62	61	44	72.1	50	80.6	0	8	23.5
4)	New England	61	59	34	57.6	42	68.9	1	11	23.5
5)	Tampa Bay	55	53	34	64.2	48	87.3	0	9	23.5
6)	Indianapolis	61	60	37	61.7	45	73.8	0	8	23.9
7)	Cincinnati	51	50	23	46.0	37	72.5	0	11	24.0
8)	Chicago	44	42	18	42.9	35	79.5	0	10	24.1
9)	Oakland	63	62	34	54.8	43	68.3	0	10	24.1
10)	Atlanta	76	76	55	72.4	65	85.5	0	12	24.2
11)	Houston	52	50	14	28.0	27	51.9	1	7	24.2
12)	Miami	52	52	32	61.5	41	78.8	0	7	24.3
13)	Dallas	67	65	46	70.8	58	86.6	0	6	24.3
14)	San Diego	69	69	55	79.7	63	91.3	0	5	24.5
15)	Jacksonville	49	43	36	83.7	39	79.6	2	2	24.7
16)	Detroit	55	50	37	74.0	45	81.8	1	6	24.8
17)	Baltimore	52	52	35	67.3	41	78.8	0	3	24.9
18)	San Francisco	53	50	19	38.0	28	52.8	0	10	25.0
19)	Seattle	56	55	42	76.4	50	89.3	0	3	25.2
20)	Pittsburgh	55	52	37	71.2	45	81.8	1	2	25.3
21)	New York Jets	49	48	28	58.3	40	81.6	0	8	25.3
22)	Tennessee	66	63	45	71.4	53	80.3	2	5	25.3
23)	Denver	63	59	39	66.1	43	68.3	0	9	25.4
24)	Washington	65	63	47	74.6	53	81.5	1	7	25.5
25)	Cleveland	49	46	30	65.2	37	75.5	2	3	25.7
26)	New Orleans	65	63	35	55.6	49	75.4	1	7	25.8
27)	Buffalo	59	56	22	39.3	36	61.0	0	12	25.9
27t)	Kansas City	59	56	36	64.3	47	79.7	1	5	25.9
29)	Arizona	51	49	35	71.4	44	86.3	0	4	26.3
30)	Minnesota	51	50	26	52.0	36	70.6	1	4	26.5
31)	New York Giants	51	49	26	53.1	33	64.7	1	3	26.9
32)	Green Bay	60	58	34	58.6	46	76.7	1	8	26.9
	Totals	1825	1762	1101	62.51	404	79.7	16	225	24.8

Note: Average team drive start DOES NOT include onside kicks or kickoffs at the end of a half unless either kickoff is returned for a touchdown. All other kickoffs (returned kickoffs, fair catches, touchback and kickoffs out of bounds) are included. Kickoffs resulting in the kicking team retaining possession are not included.

ADJ KO: Adjusted kickoffs are used to compute the Avg. Team Drive Start.

I20: The number of drives that start inside (not including) the 20 yd line.

WEEK 12 / THROUGH MONDAY, NOVEMBER 28, 2016

AFC / SINGLE-GAME HIGHS / PLAYERS

Most Points-- 18, Gordon, S.D. at Atl., 10/23 (OT), (3 td, 0 fg, 0 xp, 0 2pt)
Most Points-- 18, Hill, K.C. at Denv., 11/27 (OT), (3 td, 0 fg, 0 xp, 0 2pt)
Most Points-- 18, (7 times in Non-Overtime Games)
Passing Yards-- 513, Carr, Oak. at T.B., 10/30 (OT), (40-59, 513, 4 td, 0 int)
Passing Yards-- 408, Roethlisberger, Pitt. vs. Dal., 11/13, (37-46, 408, 3 td, 0 int)
Longest Pass-- 95, Flacco, Balt. vs. Pitt., 11/6, (to Wallace, Mike, td)
Passing Touchdowns-- 5, Roethlisberger, Pitt. vs. K.C., 10/2, (22-27, 300, 5 td, 0 int)
Rushing Yards-- 214, Ajayi, Miami vs. Buff., 10/23, (28-214, 1 td)
Rushing Attempts-- 32, D. Williams, Pitt. vs. Cin., 9/18, (32-94, 0 td)
Rushing Attempts-- 32, Gordon, S.D. vs. Tenn., 11/6, (32-196, 1 td)
Longest Rush-- 85, Crowell, Clev. vs. Balt., 9/18, td
Receptions-- 14, Brown, Pitt. vs. Dal., 11/13, (14-154, 1 td)
Receiving Yards-- 180, Green, Cin. at NY-J, 9/11, (12-180, 1 td)
Kickoff Return Yards-- 160, Todman, Ind. at G.B., 11/6, (2-160, 1 td)
Kickoff Returns-- 5, (3 times in Non-Overtime Games)
Longest Kickoff Return-- 99, Todman, Ind. at G.B., 11/6, td
Punt Return Yards-- 74, Grant, Miami vs. Tenn., 10/9, (1-74, 0 fc, 1 td)
Punt Returns-- 5, Norwood, Denv. vs. K.C., 11/27 (OT), (5-14, 3 fc, 0 td)
Punt Returns-- 5, (5 times in Non-Overtime Games)
Longest Punt Return-- 74, Grant, Miami vs. Tenn., 10/9, td
Interceptions-- 2, (10 times in Non-Overtime Games)
Longest Interception Return-- 60, Alonso, Miami at S.D., 11/13, td
Sacks-- 3.5, Ford, K.C. at Ind., 10/30
Scrimmage Yards-- 261, Gordon, S.D. vs. Tenn., 11/6, (Rush 32-196, Rec 4-65)
Longest Punt-- 78, Nortman, Jax vs. Ind., 10/2
Punts-- 10, Darr, Miami at L.A., 11/20, (10-453, 45.3)
Field Goals Made-- 5, Nugent, Cin. vs. Miami, 9/29, (5-5, 47 lg)
Field Goals Made-- 5, Vinatieri, Ind. vs. Chi., 10/9, (5-5, 54 lg)
Longest Field Goal-- 57, Tucker, Balt. vs. Cin., 11/27

NFC / SINGLE-GAME HIGHS / PLAYERS

Most Points-- 18, (6 times in Non-Overtime Games)
Passing Yards-- 503, Ryan, Atl. vs. Car., 10/2, (28-37, 503, 4 td, 1 int)
Longest Pass-- 98, Brees, N.O. vs. Oak., 9/11, (to Cooks, Brandin, td)
Passing Touchdowns-- 4, (11 times in Non-Overtime Games)
Rushing Yards-- 158, Ingram, N.O. at S.F., 11/6, (15-158, 1 td)
Rushing Attempts-- 33, D. Johnson, Ariz. vs. Sea., 10/23 (OT), (33-113, 0 td)
Rushing Attempts-- 30, Elliott, Dal. vs. Chi., 9/25, (30-140, 0 td)
Rushing Attempts-- 30, Rodgers, T.B. at Car., 10/10, (30-101, 0 td)
Longest Rush-- 75, Ingram, N.O. at S.F., 11/6, td
Receptions-- 13, Diggs, Minn. vs. Det., 11/6 (OT), (13-80, 0 td)
Receptions-- 13, Adams, G.B. vs. Chi., 10/20, (13-132, 2 td)
Receptions-- 13, Diggs, Minn. at Wash., 11/13, (13-164, 0 td)
Receiving Yards-- 300, J. Jones, Atl. vs. Car., 10/2, (12-300, 1 td)
Kickoff Return Yards-- 163, Cunningham, L.A. at N.O., 11/27, (5-163, 0 td)
Kickoff Returns-- 6, Ginn, Car. vs. S.F., 9/18, (6-130, 0 td)
Longest Kickoff Return-- 104, Patterson, Minn. vs. Ariz., 11/20, td
Punt Return Yards-- 100, Roberts, Det. at Chi., 10/2, (2-100, 0 fc, 1 td)
Punt Return Yards-- 100, Sherels, Minn. vs. Hou., 10/9, (4-100, 1 fc, 1 td)
Punt Returns-- 5, B. Golden, Ariz. vs. Sea., 10/23 (OT), (5-20, 0 fc, 0 td)
Punt Returns-- 5, Humphries, T.B. at Ariz., 9/18, (5-43, 1 fc, 0 td)
Longest Punt Return-- 85, Roberts, Det. at Chi., 10/2, td
Longest Punt Return-- 85, Crowder, Wash. at Balt., 10/9, td
Interceptions-- 2, (8 times in Non-Overtime Games)
Longest Interception Return-- 100, Rhodes, Minn. vs. Ariz., 11/20, td
Sacks-- 3.5, Beasley, Atl. at Denv., 10/9
Scrimmage Yards-- 300, J. Jones, Atl. vs. Car., 10/2, (Rush 0-0, Rec 12-300)
Longest Punt-- 78, Hekker, L.A. at NY-J, 11/13
Punts-- 10, Hekker, L.A. at S.F., 9/12, (10-431, 43.1)
Field Goals Made-- 5, Hopkins, Wash. at NY-G, 9/25, (5-5, 49 lg)
Longest Field Goal-- 60, Catanzaro, Ariz. at Buff., 9/25

WEEK 12 / THROUGH MONDAY, NOVEMBER 28, 2016

NFL / SINGLE-GAME HIGHS / PLAYERS

Most Points-- 18, Gordon, S.D. at Atl., 10/23 (OT), (3 td, 0 fg, 0 xp, 0 2pt)
Most Points-- 18, Hill, K.C. at Denv., 11/27 (OT), (3 td, 0 fg, 0 xp, 0 2pt)
Most Points-- 18, (13 times in Non-Overtime Games)
Passing Yards-- 513, Carr, Oak. at T.B., 10/30 (OT), (40-59, 513, 4 td, 0 int)
Passing Yards-- 503, Ryan, Atl. vs. Car., 10/2, (28-37, 503, 4 td, 1 int)
Longest Pass-- 98, Brees, N.O. vs. Oak., 9/11, (to Cooks, Brandin, td)
Passing Touchdowns-- 5, Roethlisberger, Pitt. vs. K.C., 10/2, (22-27, 300, 5 td, 0 int)
Rushing Yards-- 214, Ajayi, Miami vs. Buff., 10/23, (28-214, 1 td)
Rushing Attempts-- 33, D. Johnson, Ariz. vs. Sea., 10/23 (OT), (33-113, 0 td)
Rushing Attempts-- 32, D. Williams, Pitt. vs. Cin., 9/18, (32-94, 0 td)
Rushing Attempts-- 32, Gordon, S.D. vs. Tenn., 11/6, (32-196, 1 td)
Longest Rush-- 85, Crowell, Clev. vs. Balt., 9/18, td
Receptions-- 14, Brown, Pitt. vs. Dal., 11/13, (14-154, 1 td)
Receiving Yards-- 300, J. Jones, Atl. vs. Car., 10/2, (12-300, 1 td)
Kickoff Return Yards-- 163, Cunningham, L.A. at N.O., 11/27, (5-163, 0 td)
Kickoff Returns-- 6, Ginn, Car. vs. S.F., 9/18, (6-130, 0 td)
Longest Kickoff Return-- 104, Patterson, Minn. vs. Ariz., 11/20, td
Punt Return Yards-- 100, Roberts, Det. at Chi., 10/2, (2-100, 0 fc, 1 td)
Punt Return Yards-- 100, Sherels, Minn. vs. Hou., 10/9, (4-100, 1 fc, 1 td)
Punt Returns-- 5, B. Golden, Ariz. vs. Sea., 10/23 (OT), (5-20, 0 fc, 0 td)
Punt Returns-- 5, Norwood, Denv. vs. K.C., 11/27 (OT), (5-14, 3 fc, 0 td)
Punt Returns-- 5, (6 times in Non-Overtime Games)
Longest Punt Return-- 85, Roberts, Det. at Chi., 10/2, td
Longest Punt Return-- 85, Crowder, Wash. at Balt., 10/9, td
Interceptions-- 2, (18 times in Non-Overtime Games)
Longest Interception Return-- 100, Rhodes, Minn. vs. Ariz., 11/20, td
Sacks-- 3.5, Beasley, Atl. at Denv., 10/9
Sacks-- 3.5, Ford, K.C. at Ind., 10/30
Scrimmage Yards-- 300, J. Jones, Atl. vs. Car., 10/2, (Rush 0-0, Rec 12-300)
Longest Punt-- 78, Nortman, Jax vs. Ind., 10/2
Longest Punt-- 78, Hekker, L.A. at NY-J, 11/13
Punts-- 10, Hekker, L.A. at S.F., 9/12, (10-431, 43.1)
Punts-- 10, Darr, Miami at L.A., 11/20, (10-453, 45.3)
Field Goals Made-- 5, (3 times in Non-Overtime Games)
Longest Field Goal-- 60, Catanzaro, Ariz. at Buff., 9/25

WEEK 12 / THROUGH MONDAY, NOVEMBER 28, 2016

300-Yard Passing Games

513, Carr, OAK at TB 10/30 (ot) (40-59, 4 TD)
503, Ryan, ATL vs. CAR 10/02 (28-37, 4 TD)
465, Brees, NO vs. CAR 10/16 (34-49, 4 TD)
458, Cousins, WAS at CIN 10/30 (ot) (38-56, 2 TD)
449, Cousins, WAS at DAL 11/24 (41-53, 3 TD)
423, Brees, NO vs. OAK 09/11 (28-42, 4 TD)
408, Roethlisberger, PIT vs. DAL 11/13 (37-46, 3 TD)
406, Brady, NE at CLE 10/09 (28-40, 3 TD)
405, Winston, TB vs. LA 09/25 (36-58, 3 TD)
403, Manning, NYG vs. BAL 10/16 (32-46, 3 TD)
398, Kaepernick, SF vs. NO 11/06 (24-39, 2 TD)
397, Hoyer, CHI at IND 10/09 (33-43, 2 TD)
396, Ryan, ATL at OAK 09/18 (26-34, 3 TD)
387, Tannehill, MIA at NE 09/18 (32-45, 2 TD)
385, Luck, IND vs. DET 09/11 (31-47, 4 TD)
385, Stafford, DET at GB 09/25 (28-41, 3 TD)
380, Roethlisberger, PIT vs. NYJ 10/09 (34-47, 4 TD)
376, Brady, NE vs. CIN 10/16 (29-35, 3 TD)
376, Brees, NO vs. ATL 09/26 (36-54, 3 TD)
376, Palmer, ARI vs. SF 11/13 (30-49, 1 TD)
375, Cousins, WAS vs. GB 11/20 (21-30, 3 TD)
374, Fitzpatrick, NYJ at BUF 09/15 (24-34, 1 TD)
371, A. Rodgers, GB at TEN 11/13 (31-51, 2 TD)
371, Rivers, SD at ATL 10/23 (ot) (27-44, 1 TD)
368, Siemian, DEN vs. KC 11/27 (ot) (20-34, 3 TD)
368, Manning, NYG vs. NO 09/18 (32-41, 0 TD)
367, Brees, NO at KC 10/23 (37-48, 3 TD)
366, Dalton, CIN at PIT 09/18 (31-54, 1 TD)
366, Dalton, CIN at NYJ 09/11 (23-30, 1 TD)
364, Wentz, PHI at NYG 11/06 (27-47, 0 TD)
364, Cousins, WAS vs. DAL 09/18 (28-46, 1 TD)
363, A. Smith, KC vs. SD 09/11 (ot) (34-48, 2 TD)
363, Palmer, ARI at CAR 10/30 (35-46, 3 TD)
359, Rivers, SD at OAK 10/09 (21-30, 4 TD)
353, Newton, CAR vs. SF 09/18 (24-40, 4 TD)
353, Luck, IND at TEN 10/23 (27-39, 3 TD)
351, A. Rodgers, GB at WAS 11/20 (26-41, 3 TD)
350, Manning, NYG vs. WAS 09/25 (25-38, 1 TD)
348, Wilson, SEA at NE 11/13 (25-37, 3 TD)
344, Ryan, ATL at TB 11/03 (25-34, 4 TD)
342, Palmer, ARI vs. SEA 10/23 (ot) (29-49, 0 TD)
341, McCown, CLE vs. NYJ 10/30 (25-49, 2 TD)
340, Stafford, DET at IND 09/11 (31-39, 3 TD)
337, Bortles, JAX at TEN 10/27 (33-54, 3 TD)
336, Kessler, CLE at TEN 10/16 (26-41, 2 TD)
335, Ryan, ATL at SEA 10/16 (27-42, 3 TD)
334, Ryan, ATL vs. TB 09/11 (27-39, 2 TD)
331, Winston, TB at KC 11/20 (24-39, 1 TD)
331, Luck, IND vs. SD 09/25 (24-37, 1 TD)
329, Cousins, WAS vs. PIT 09/12 (30-43, 0 TD)
329, Bortles, JAX at SD 09/18 (31-50, 2 TD)
326, A. Rodgers, GB vs. CHI 10/20 (39-56, 3 TD)
326, Rivers, SD vs. MIA 11/13 (23-44, 3 TD)
326, Rivers, SD at IND 09/25 (26-39, 0 TD)
323, Brees, NO at SF 11/06 (28-39, 3 TD)
322, McCown, CLE vs. NYG 11/27 (25-43, 1 TD)
322, Luck, IND vs. CHI 10/09 (28-39, 2 TD)
322, Newton, CAR at NO 10/16 (27-47, 2 TD)
321, Rivers, SD vs. NO 10/02 (28-43, 2 TD)
321, Keenum, LA at DET 10/16 (27-32, 3 TD)
320, Bortles, JAX vs. GB 09/11 (24-39, 1 TD)
319, Prescott, DAL at PIT 11/13 (22-32, 2 TD)
319, Tannehill, MIA vs. CLE 09/25 (ot) (25-39, 3 TD)
319, Carr, OAK at NO 09/11 (24-38, 1 TD)
317, Hoyer, CHI at DAL 09/25 (30-49, 2 TD)
317, Carr, OAK vs. SD 10/09 (25-40, 2 TD)
316, Brady, NE vs. SEA 11/13 (23-32, 0 TD)
316, Barkley, CHI vs. TEN 11/27 (28-54, 3 TD)
315, Carr, OAK vs. CAR 11/27 (26-38, 2 TD)
315, Brady, NE at BUF 10/30 (22-33, 4 TD)
313, A. Rodgers, GB at PHI 11/28 (30-39, 2 TD)
313, Mariota, TEN at SD 11/06 (27-43, 3 TD)
312, Winston, TB vs. CHI 11/13 (23-33, 2 TD)
312, Siemian, DEN at CIN 09/25 (23-35, 4 TD)
310, Brees, NO vs. LA 11/27 (28-36, 4 TD)
309, Wilson, SEA at NYJ 10/02 (23-32, 3 TD)
308, Dalton, CIN vs. CLE 10/23 (19-28, 2 TD)
307, Bradford, MIN at WAS 11/13 (31-40, 2 TD)
307, Flacco, BAL at NYG 10/16 (26-48, 0 TD)

304, Palmer, ARI vs. TB 09/18 (17-30, 3 TD)
303, Brees, NO vs. DEN 11/13 (21-29, 3 TD)
302, Hoyer, CHI vs. JAX 10/16 (30-49, 0 TD)
302, Hoyer, CHI vs. DET 10/02 (28-36, 2 TD)
302, Flacco, BAL at CLE 09/18 (25-45, 2 TD)
301, Wentz, PHI vs. PIT 09/25 (23-31, 2 TD)
301, Prescott, DAL vs. BAL 11/20 (27-36, 3 TD)
301, Cousins, WAS at DET 10/23 (30-39, 1 TD)
300, Roethlisberger, PIT at WAS 09/12 (27-37, 3 TD)
300, Roethlisberger, PIT vs. KC 10/02 (22-27, 5 TD)

WEEK 12 / THROUGH MONDAY, NOVEMBER 28, 2016

100-Yard Receiving Games

300, J. Jones, ATL vs. CAR 10/02 (12 rec., 1 TD)
222, Beckham, NYG vs. BAL 10/16 (8 rec., 2 TD)
205, M. Jones, DET at GB 09/25 (6 rec., 2 TD)
182, Diggs, MIN vs. GB 09/18 (9 rec., 1 TD)
181, Olsen, CAR vs. TB 10/10 (9 rec., 0 TD)
180, Green, CIN at NYJ 09/11 (12 rec., 1 TD)
174, J. Jones, ATL vs. SD 10/23 (ot) (9 rec., 0 TD)
174, Hilton, IND vs. SD 09/25 (8 rec., 1 TD)
173, Cooks, NO vs. CAR 10/16 (7 rec., 1 TD)
173, Green, CIN vs. MIA 09/29 (10 rec., 1 TD)
173, Cooper, OAK at TB 10/30 (ot) (12 rec., 1 TD)
172, Snead, NO vs. OAK 09/11 (9 rec., 1 TD)
171, Hilton, IND vs. CHI 10/09 (10 rec., 1 TD)
169, Green, CIN vs. CLE 10/23 (8 rec., 1 TD)
165, Tate, DET vs. LA 10/16 (8 rec., 1 TD)
164, Baldwin, SEA vs. SF 09/25 (8 rec., 1 TD)
164, Diggs, MIN at WAS 11/13 (13 rec., 0 TD)
162, Sanders, DEN vs. KC 11/27 (ot) (7 rec., 1 TD)
162, Woods, BUF at SEA 11/07 (10 rec., 0 TD)
162, R. Gronkowski, NE vs. CIN 10/16 (7 rec., 1 TD)
156, Adams, GB at TEN 11/13 (6 rec., 0 TD)
154, Brown, PIT vs. DAL 11/13 (14 rec., 1 TD)
150, Evans, TB vs. ATL 11/03 (11 rec., 2 TD)
144, Pryor, CLE at MIA 09/25 (ot) (8 rec., 0 TD)
144, Jo. Brown, ARI vs. LA 10/02 (10 rec., 0 TD)
143, Cooks, NO vs. OAK 09/11 (6 rec., 2 TD)
140, Ty. Williams, SD at ATL 10/23 (ot) (7 rec., 0 TD)
140, Brown, PIT at PHI 09/25 (12 rec., 0 TD)
139, Coates, PIT vs. NYJ 10/09 (6 rec., 2 TD)
139, J. Jones, ATL at SEA 10/16 (7 rec., 1 TD)
138, Cooper, OAK vs. SD 10/09 (6 rec., 1 TD)
137, Cooper, OAK at NO 09/11 (6 rec., 0 TD)
136, Britt, LA at DET 10/16 (7 rec., 2 TD)
135, Landry, MIA at NE 09/18 (10 rec., 0 TD)
135, J. Jones, ATL at PHI 11/13 (10 rec., 0 TD)
134, Witten, DAL at CLE 11/06 (8 rec., 1 TD)
133, Hilton, IND at TEN 10/23 (7 rec., 1 TD)
133, Wright, TEN vs. CLE 10/16 (8 rec., 1 TD)
132, Fitzgerald, ARI vs. SF 11/13 (12 rec., 0 TD)
132, Evans, TB vs. LA 09/25 (10 rec., 1 TD)
132, Coleman, ATL at DEN 10/09 (4 rec., 1 TD)
132, Adams, GB vs. CHI 10/20 (13 rec., 2 TD)
131, Pryor, CLE vs. NYG 11/27 (6 rec., 0 TD)
130, Meredith, CHI at IND 10/09 (9 rec., 1 TD)
130, Thomas, NO at KC 10/23 (10 rec., 0 TD)
129, Cooper, OAK vs. KC 10/16 (10 rec., 0 TD)
129, Ware, KC vs. SD 09/11 (ot) (7 rec., 0 TD)
128, Sproles, PHI vs. PIT 09/25 (6 rec., 1 TD)
127, Thielen, MIN vs. HOU 10/09 (7 rec., 1 TD)
126, Brown, PIT at WAS 09/12 (8 rec., 2 TD)
126, Decker, NYJ at BUF 09/15 (6 rec., 1 TD)
126, Nelson, GB at TEN 11/13 (12 rec., 1 TD)
125, M. Wilson, CHI vs. TEN 11/27 (8 rec., 1 TD)
125, Ty. Williams, SD vs. MIA 11/13 (5 rec., 1 TD)
124, Walker, TEN vs. GB 11/13 (9 rec., 1 TD)
124, Wallace, BAL vs. PIT 11/06 (4 rec., 1 TD)
122, Matthews, TEN at IND 11/20 (9 rec., 0 TD)
122, Olsen, CAR vs. SF 09/18 (5 rec., 1 TD)
121, Beckham, NYG vs. WAS 09/25 (7 rec., 0 TD)
121, Green, CIN vs. WAS 10/30 (ot) (9 rec., 0 TD)
120, Inman, SD vs. NO 10/02 (7 rec., 1 TD)
120, Wallace, BAL at NYJ 10/23 (10 rec., 0 TD)
120, Landry, MIA vs. CLE 09/25 (ot) (7 rec., 1 TD)
119, Inman, SD at HOU 11/27 (6 rec., 1 TD)
118, M. Jones, DET vs. TEN 09/18 (8 rec., 0 TD)
118, D. Jackson, WAS at DAL 11/24 (4 rec., 1 TD)
117, Sanders, DEN at CIN 09/25 (9 rec., 2 TD)
117, Ty. Williams, SD at OAK 10/09 (5 rec., 1 TD)
117, Shepard, NYG vs. NO 09/18 (8 rec., 0 TD)
117, Benjamin, SD at OAK 10/09 (7 rec., 0 TD)
116, Garcon, WAS vs. GB 11/20 (6 rec., 1 TD)
116, Bryant, DAL at PIT 11/13 (6 rec., 1 TD)
115, Ginn, CAR at OAK 11/27 (4 rec., 1 TD)
115, Benjamin, SD vs. JAX 09/18 (6 rec., 2 TD)
114, B. Marshall, NYJ at PIT 10/09 (8 rec., 1 TD)
114, Matthews, PHI vs. CLE 09/11 (7 rec., 1 TD)
114, Bennett, NE vs. MIA 09/18 (5 rec., 1 TD)
114, Hogan, NE at CLE 10/09 (4 rec., 0 TD)
113, Adams, GB at PHI 11/28 (5 rec., 2 TD)

113, Graham, SEA at NYJ 10/02 (6 rec., 0 TD)
113, Hopkins, HOU vs. KC 09/18 (7 rec., 1 TD)
113, Meredith, CHI vs. JAX 10/16 (11 rec., 0 TD)
113, Bryant, DAL vs. PHI 10/30 (ot) (4 rec., 1 TD)
112, Goodwin, BUF vs. NYJ 09/15 (2 rec., 1 TD)
111, J. Jones, ATL at TB 11/03 (8 rec., 1 TD)
111, S. Smith, BAL vs. OAK 10/02 (8 rec., 1 TD)
111, Royal, CHI vs. DET 10/02 (7 rec., 1 TD)
110, Crabtree, OAK vs. CAR 11/27 (8 rec., 0 TD)
109, R. Gronkowski, NE at CLE 10/09 (5 rec., 0 TD)
109, R. Gronkowski, NE at BUF 10/30 (5 rec., 1 TD)
109, Bennett, NE vs. BUF 10/02 (5 rec., 0 TD)
109, Enunwa, NYJ vs. NE 11/27 (5 rec., 1 TD)
109, Britt, LA at NYJ 11/13 (7 rec., 0 TD)
109, Fleener, NO vs. ATL 09/26 (7 rec., 1 TD)
108, Crowder, WAS at DET 10/23 (7 rec., 0 TD)
108, Kelce, KC vs. TB 11/20 (7 rec., 0 TD)
108, Cobb, GB vs. NYG 10/09 (9 rec., 0 TD)
108, Benjamin, CAR vs. SF 09/18 (7 rec., 2 TD)
108, Thomas, NO vs. LA 11/27 (9 rec., 2 TD)
108, Crabtree, OAK at TB 10/30 (ot) (8 rec., 0 TD)
107, Fuller, HOU vs. CHI 09/11 (5 rec., 1 TD)
107, Crowder, WAS at CIN 10/30 (ot) (9 rec., 1 TD)
107, Lee, JAX vs. OAK 10/23 (7 rec., 0 TD)
107, A. Robinson, JAX vs. HOU 11/13 (9 rec., 1 TD)
106, Brown, PIT vs. NE 10/23 (7 rec., 0 TD)
106, Parker, MIA at NE 09/18 (8 rec., 0 TD)
106, Patton, SF vs. NO 11/06 (6 rec., 0 TD)
106, J. Jones, ATL at OAK 09/18 (5 rec., 1 TD)
105, Cook, GB at WAS 11/20 (6 rec., 1 TD)
105, Jeffery, CHI at HOU 09/11 (4 rec., 0 TD)
105, Evans, TB at KC 11/20 (6 rec., 0 TD)
104, Evans, TB vs. SEA 11/27 (8 rec., 2 TD)
104, C. Coleman, CLE vs. BAL 09/18 (5 rec., 2 TD)
104, Baldwin, SEA vs. PHI 11/20 (4 rec., 0 TD)
104, Fuller, HOU vs. KC 09/18 (4 rec., 0 TD)
103, Diggs, MIN at TEN 09/11 (7 rec., 0 TD)
103, D. Johnson, ARI at ATL 11/27 (8 rec., 1 TD)
103, Rogers, PIT at BAL 11/06 (6 rec., 0 TD)
103, Parker, MIA at SD 11/13 (5 rec., 0 TD)
103, Graham, SEA vs. BUF 11/07 (8 rec., 2 TD)
102, Eifert, CIN vs. WAS 10/30 (ot) (9 rec., 1 TD)
102, Bryant, DAL at WAS 09/18 (7 rec., 0 TD)
102, Kerley, SF vs. ARI 10/06 (8 rec., 1 TD)
102, Crabtree, OAK at TEN 09/25 (8 rec., 0 TD)
102, Pitta, BAL at CLE 09/18 (9 rec., 0 TD)
102, Bennett, NE vs. SEA 11/13 (7 rec., 0 TD)
102, D. Jackson, WAS vs. PIT 09/12 (6 rec., 0 TD)
102, Crowder, WAS vs. GB 11/20 (3 rec., 1 TD)
101, Floyd, ARI vs. SF 11/13 (5 rec., 0 TD)
101, Nelson, GB vs. DET 09/25 (6 rec., 2 TD)
101, B. Marshall, NYJ at BUF 09/15 (6 rec., 0 TD)
101, Kelce, KC at DEN 11/27 (ot) (8 rec., 0 TD)
101, Kelce, KC at IND 10/30 (7 rec., 1 TD)
101, Pryor, CLE vs. NYJ 10/30 (6 rec., 0 TD)
100, Bernard, CIN at PIT 09/18 (9 rec., 1 TD)
100, Humphries, TB vs. LA 09/25 (9 rec., 0 TD)
100, Thomas, DEN at CIN 09/25 (6 rec., 1 TD)
100, Stills, MIA vs. BUF 10/23 (5 rec., 1 TD)
100, Graham, SEA vs. SF 09/25 (6 rec., 1 TD)

WEEK 12 / THROUGH MONDAY, NOVEMBER 28, 2016

100-Yard Rushing Games

214, Ajayi, MIA vs. BUF 10/23 (28 att., 1 TD)
204, Ajayi, MIA vs. PIT 10/16 (25 att., 2 TD)
196, Gordon, SD vs. TEN 11/06 (32 att., 1 TD)
168, Hill, CIN vs. CLE 10/23 (9 att., 1 TD)
158, Ingram, NO at SF 11/06 (15 att., 1 TD)
157, Elliott, DAL at GB 10/16 (28 att., 0 TD)
157, D. Johnson, ARI at SF 10/06 (27 att., 2 TD)
154, Rodgers, TB at SF 10/23 (26 att., 0 TD)
153, Howard, CHI vs. MIN 10/31 (26 att., 1 TD)
152, Freeman, ATL at NO 09/26 (14 att., 0 TD)
150, McCoy, BUF at LA 10/09 (18 att., 0 TD)
149, L. Miller, HOU vs. IND 10/16 (ot) (24 att., 1 TD)
146, Bell, PIT at CLE 11/20 (28 att., 1 TD)
146, Ingram, NO vs. LA 11/27 (14 att., 1 TD)
144, Bell, PIT vs. KC 10/02 (18 att., 0 TD)
143, D. Williams, PIT at WAS 09/12 (26 att., 2 TD)
140, Elliott, DAL vs. CHI 09/25 (30 att., 0 TD)
140, McCoy, BUF vs. SF 10/16 (19 att., 3 TD)
138, Elliott, DAL at SF 10/02 (23 att., 1 TD)
137, Kelley, WAS vs. GB 11/20 (24 att., 3 TD)
135, Jones, WAS vs. PHI 10/16 (16 att., 1 TD)
134, Elliott, DAL vs. CIN 10/09 (15 att., 2 TD)
133, Crowell, CLE vs. BAL 09/18 (18 att., 1 TD)
131, Ware, KC at OAK 10/16 (24 att., 1 TD)
127, Blount, NE at PIT 10/23 (24 att., 2 TD)
124, Blount, NE at SF 11/20 (19 att., 0 TD)
123, Murray, TEN vs. GB 11/13 (17 att., 1 TD)
123, Blount, NE vs. MIA 09/18 (29 att., 1 TD)
123, Murray, TEN vs. JAX 10/27 (21 att., 1 TD)
121, Murray, TEN at MIA 10/09 (27 att., 0 TD)
120, Bell, PIT at IND 11/24 (23 att., 1 TD)
120, Crowell, CLE at WAS 10/02 (16 att., 1 TD)
118, Howard, CHI at IND 10/09 (16 att., 0 TD)
117, Jones, WAS vs. CLE 10/02 (22 att., 1 TD)
114, Murray, OAK vs. DEN 11/06 (20 att., 3 TD)
114, Murray, TEN vs. OAK 09/25 (16 att., 1 TD)
114, Elliott, DAL at PIT 11/13 (21 att., 2 TD)
113, West, BAL vs. OAK 10/02 (21 att., 1 TD)
113, D. Johnson, ARI vs. SEA 10/23 (ot) (33 att., 0 TD)
113, Kaepernick, SF at MIA 11/27 (10 att., 0 TD)
111, Ajayi, MIA vs. NYJ 11/06 (24 att., 1 TD)
111, D. Johnson, ARI vs. NYJ 10/17 (22 att., 3 TD)
111, Howard, CHI vs. DET 10/02 (23 att., 0 TD)
111, Gordon, SD at DEN 10/30 (23 att., 0 TD)
110, McCoy, BUF vs. ARI 09/25 (17 att., 2 TD)
109, Mathews, PHI vs. ATL 11/13 (19 att., 2 TD)
107, C. Anderson, DEN vs. HOU 10/24 (16 att., 1 TD)
107, Ivory, JAX at KC 11/06 (18 att., 0 TD)
107, Murray, TEN vs. IND 10/23 (25 att., 1 TD)
106, Michael, SEA vs. SF 09/25 (20 att., 2 TD)
106, L. Miller, HOU vs. CHI 09/11 (28 att., 0 TD)
106, Gore, IND at HOU 10/16 (ot) (22 att., 0 TD)
105, Blount, NE vs. HOU 09/22 (24 att., 2 TD)
104, L. Miller, HOU at OAK 11/21 (24 att., 1 TD)
104, Hogan, CLE at CIN 10/23 (7 att., 1 TD)
103, McCoy, BUF vs. JAX 11/27 (19 att., 2 TD)
103, D. Johnson, ARI at MIN 11/20 (22 att., 1 TD)
103, Lacy, GB vs. DET 09/25 (17 att., 0 TD)
103, Hyde, SF at SEA 09/25 (21 att., 2 TD)
102, Gordon, SD vs. JAX 09/18 (24 att., 1 TD)
102, Hightower, NO vs. SEA 10/30 (26 att., 0 TD)
101, Rodgers, TB at CAR 10/10 (30 att., 0 TD)
100, Forte, NYJ at BUF 09/15 (30 att., 3 TD)
100, Whittaker, CAR vs. SF 09/18 (16 att., 0 TD)
100, Howard, CHI at TB 11/13 (15 att., 0 TD)
100, Forte, NYJ vs. BAL 10/23 (30 att., 1 TD)

WEEK 12 / THROUGH MONDAY, NOVEMBER 28, 2016**AFC / LEADING PASSERS**

Player, Team	Att	Comp	Pct		Avg		Pct			Pct Rating	
			Comp	Yds	Gain	TD	TD	Long	Int	Int	Points
Brady, N.E.	256	175	68.4	2201	8.60	18	7.0	63	1	0.4	116.7
Mariota, Ten.	378	243	64.3	2998	7.93	25	6.6	60	8	2.1	101.9
Carr, Oak.	423	281	66.4	3115	7.36	22	5.2	75t	5	1.2	100.5
Roethlisberger, Pit.	373	242	64.9	2745	7.36	23	6.2	72t	7	1.9	99.5
Tannehill, Mia.	329	217	66.0	2574	7.82	15	4.6	74t	8	2.4	94.7
Luck, Ind.	375	236	62.9	2827	7.54	19	5.1	64t	8	2.1	93.9
Rivers, S.D.	399	251	62.9	3128	7.84	23	5.8	59	12	3.0	93.9
*Kessler, Cle.	192	126	65.6	1369	7.13	6	3.1	44	2	1.0	92.6
Dalton, Cin.	408	259	63.5	3043	7.46	12	2.9	71	6	1.5	89.7
A. Smith, K.C.	346	229	66.2	2297	6.64	10	2.9	46t	4	1.2	89.7
Siemian, Den.	325	195	60.0	2396	7.37	15	4.6	76t	7	2.2	89.2
Taylor, Buf.	313	193	61.7	2101	6.71	11	3.5	84t	4	1.3	87.8
Bortles, Jac.	441	263	59.6	2749	6.23	20	4.5	51t	13	2.9	80.6
Flacco, Bal.	450	285	63.3	2877	6.39	11	2.4	95t	10	2.2	80.4
Fitzpatrick, NY-J	330	190	57.6	2252	6.82	10	3.0	57	13	3.9	72.2
Oswelier, Hou.	400	238	59.5	2307	5.77	12	3.0	53	13	3.3	72.2

AFC / LEADING PASSERS, RANKS

Player, Team	Att	Comp	Pct		Avg		Pct			Pct Rating	
			Comp	Yds	Gain	TD	TD	Long	Int	Int	Points
Brady, N.E.	15	15	1	14	1	7	1		1	1	1
Mariota, Ten.	7	6	7	4	2	1	2		9t	8	2
Carr, Oak.	3	2	2	2	8	4	5		5	4	3
Roethlisberger, Pit.	9	7	6	8	9	2t	3		7t	7	4
Tannehill, Mia.	12	11	4	9	4	8t	8		9t	12	5
Luck, Ind.	8	9	10	6	5	6	6		9t	9	6
Rivers, S.D.	6	5	11	1	3	2t	4		13	14	7
*Kessler, Cle.	16	16	5	16	10	16t	11		2	2	8
Dalton, Cin.	4	4	8	3	6	10t	14		6	6	9
A. Smith, K.C.	10	10	3	12	13	14t	15		3t	3	10
Siemian, Den.	13	12	13	10	7	8t	7		7t	10	11
Taylor, Buf.	14	13	12	15	12	12t	10		3t	5	12
Bortles, Jac.	2	3	14	7	15	5	9		14t	13	13
Flacco, Bal.	1	1	9	5	14	12t	16		12	11	14
Fitzpatrick, NY-J	11	14	16	13	11	14t	12		14t	16	15
Oswelier, Hou.	5	8	15	11	16	10t	13		14t	15	16

WEEK 12 / THROUGH MONDAY, NOVEMBER 28, 2016**AFC / FOURTH-QUARTER PASSING LEADERS**

Rank	Player, Team	Att	Comp	Comp%	Yards	YPA	TD	TD%	Int	Int%	Rating
1)	Carr, Oak.	103	69	67.0	946	9.18	9	8.7	1	1.0	121.3
2)	Siemian, Den.	82	50	61.0	820	10.00	8	9.8	2	2.4	116.9
3)	Brady, N.E.	59	40	67.8	570	9.66	3	5.1	0	0.0	115.8
4)	Roethlisberger, Pit.	105	72	68.6	865	8.24	7	6.7	1	1.0	111.8
5)	Luck, Ind.	119	75	63.0	932	7.83	8	6.7	2	1.7	102.6
6)	A. Smith, K.C.	100	69	69.0	667	6.67	5	5.0	2	2.0	95.7
7)	Tannehill, Mia.	91	57	62.6	704	7.74	6	6.6	3	3.3	94.8
8)	Bortles, Jac.	153	94	61.4	1050	6.86	10	6.5	4	2.6	92.8
9)	Mariota, Ten.	108	68	63.0	717	6.64	7	6.5	3	2.8	92.2
10)	Taylor, Buf.	67	38	56.7	422	6.30	4	6.0	1	1.5	89.3
11)	Oswelier, Hou.	115	70	60.9	641	5.57	4	3.5	2	1.7	80.4
12)	Dalton, Cin.	116	72	62.1	748	6.45	3	2.6	3	2.6	78.5
13)	Rivers, S.D.	108	66	61.1	798	7.39	4	3.7	5	4.6	76.9
14)	*Kessler, Cle.	49	28	57.1	320	6.53	1	2.0	1	2.0	75.2
15)	Flacco, Bal.	115	64	55.7	598	5.20	3	2.6	2	1.7	71.6
16)	McCown, Cle.	75	41	54.7	457	6.09	3	4.0	4	5.3	64.1
17)	Fitzpatrick, NY-J	86	45	52.3	572	6.65	2	2.3	9	10.5	41.6

AFC / THIRD-DOWN PASSING LEADERS

Rank	Player, Team	Att	Comp	Comp%	Yards	YPA	TD	TD%	Int	Int%	Rating
1)	Brady, N.E.	65	47	72.3	795	12.23	7	10.8	0	0.0	149.2
2)	Roethlisberger, Pit.	93	55	59.1	789	8.48	10	10.8	1	1.1	118.1
3)	Mariota, Ten.	116	75	64.7	1041	8.97	10	8.6	3	2.6	111.3
4)	Siemian, Den.	89	55	61.8	733	8.24	8	9.0	3	3.4	103.8
5)	Carr, Oak.	116	70	60.3	816	7.03	6	5.2	0	0.0	98.9
6)	Tannehill, Mia.	97	56	57.7	709	7.31	5	5.2	1	1.0	93.5
7)	Taylor, Buf.	85	49	57.6	601	7.07	5	5.9	2	2.4	89.4
8)	Dalton, Cin.	111	66	59.5	756	6.81	4	3.6	2	1.8	84.5
9)	Rivers, S.D.	103	64	62.1	690	6.70	4	3.9	3	2.9	82.6
10)	Flacco, Bal.	127	74	58.3	837	6.59	4	3.1	2	1.6	82.0
11)	Luck, Ind.	87	48	55.2	603	6.93	4	4.6	3	3.4	77.9
12)	Oswelier, Hou.	111	66	59.5	697	6.28	3	2.7	3	2.7	75.5
13)	A. Smith, K.C.	84	45	53.6	406	4.83	1	1.2	1	1.2	65.9
14)	Fitzpatrick, NY-J	90	49	54.4	558	6.20	0	0.0	4	4.4	54.8
15)	Bortles, Jac.	117	66	56.4	629	5.38	5	4.3	9	7.7	53.7

WEEK 12 / THROUGH MONDAY, NOVEMBER 28, 2016**AFC / LEADING RUSHERS**

Rank	Player, Team	Att	Yards	Avg	Long	TD
1)	Murray, Ten.	229	1043	4.6	75t	8
2)	Gordon, S.D.	234	908	3.9	48	9
3)	L. Miller, Hou.	211	881	4.2	45	3
4)	Blount, N.E.	212	869	4.1	44	12
5)	Ajayi, Mia.	161	847	5.3	62t	7
6)	McCoy, Buf.	157	819	5.2	75t	9
7)	Forte, NY-J	202	759	3.8	32	7
8)	Ware, K.C.	149	705	4.7	46	2
9)	Bell, Pit.	151	699	4.6	44	3
10)	Gore, Ind.	178	670	3.8	22	4
11)	Hill, Cin.	147	644	4.4	74t	6
12)	Crowell, Cle.	145	605	4.2	85t	5
13)	West, Bal.	153	600	3.9	35	4
14)	*Booker, Den.	128	475	3.7	18	2
15)	Murray, Oak.	120	471	3.9	42	9
16)	Taylor, Buf. (QB)	70	439	6.3	49	5
17)	C. Anderson, Den.	110	437	4.0	28	4
18)	Ivory, Jac.	93	350	3.8	42	2
19)	Bernard, Cin.	91	337	3.7	17	2
20)	Gillislee, Buf.	56	326	5.8	44t	4
21)	Yeldon, Jac.	89	318	3.6	16	1
22)	*Henry, Ten.	70	312	4.5	22	2
23)	Mariota, Ten. (QB)	49	310	6.3	41	2
24)	Powell, NY-J	48	308	6.4	35t	1
25)	*Richard, Oak.	53	304	5.7	75t	1
26)	*Washington, Oak.	63	302	4.8	30	0
27)	Bortles, Jac. (QB)	45	294	6.5	27	1
28)	D. Williams, Pit.	75	276	3.7	17	3
29)	D. Johnson, Cle.	56	271	4.8	17	1
30)	Luck, Ind. (QB)	51	246	4.8	24	1
31)	Blue, Hou.	46	225	4.9	19	0
32)	West, K.C.	51	191	3.7	28	0
33)	Dalton, Cin. (QB)	37	153	4.1	15	3
34)	*Dixon, Bal.	40	150	3.8	20	0
35)	Tannehill, Mia. (QB)	33	144	4.4	18	1
36)	Woodhead, S.D.	19	116	6.1	23	0
37)	Fitzpatrick, NY-J (QB)	26	113	4.3	14	0
38t)	Oswieiler, Hou. (QB)	24	112	4.7	21	1
38t)	J. White, N.E.	28	112	4.0	16	0
40)	*Hogan, Cle. (QB)	8	105	13.1	28t	1
41)	D. Williams, Mia.	24	102	4.3	23	3
42)	*Drake, Mia.	18	88	4.9	12	1
43)	*Brissett, N.E. (QB)	16	83	5.2	27t	1
44)	Bibbs, Den.	24	80	3.3	10	0
45)	D. Robinson, Jac.	20	74	3.7	9	0
46t)	Turbin, Ind.	22	73	3.3	18	3
46t)	*J. Williams, Buf.	20	73	3.7	9	1
48)	Hunt, Hou.	15	69	4.6	17	0
49t)	Burkhead, Cin.	11	68	6.2	17	0
49t)	*Hill, K.C. (WR)	11	68	6.2	18	1

AFC / THIRD-AND-ONE RUSHING LEADERS

Rank	Player, Team	Att	FD	Pct
1t)	Murray, Oak.	6	6	100.0
1t)	Forte, NY-J	5	5	100.0
1t)	Gillislee, Buf.	4	4	100.0
1t)	Ajayi, Mia.	3	3	100.0
1t)	Mariota, Ten.	3	3	100.0
1t)	Powell, NY-J	3	3	100.0
1t)	Siemian, Den.	3	3	100.0
8)	Bell, Pit.	7	6	85.7
9)	Luck, Ind.	6	5	83.3
10t)	Ware, K.C.	10	8	80.0
10t)	Felton, Buf.	5	4	80.0
12t)	Blount, N.E.	4	3	75.0
12t)	L. Miller, Hou.	4	3	75.0
14)	Gordon, S.D.	10	7	70.0
15)	Murray, Ten.	9	6	66.7
16t)	*Henry, Ten.	5	3	60.0
16t)	West, Bal.	5	3	60.0
18)	*Booker, Den.	6	3	50.0
19)	C. Anderson, Den.	8	3	37.5

WEEK 12 / THROUGH MONDAY, NOVEMBER 28, 2016**AFC / LEADERS IN RECEPTIONS**

Rank	Player, Team	Rec	Yards	Avg	Long	TD
1)	Brown, Pit.	82	998	12.2	51	10
2t)	Green, Cin.	66	964	14.6	54t	4
2t)	Cooper, Oak.	66	922	14.0	64t	3
4t)	Landry, Mia.	64	733	11.5	42t	2
4t)	Edelman, N.E.	64	617	9.6	33	2
6)	Pryor, Cle.	62	855	13.8	54	4
7)	Sanders, Den.	61	830	13.6	64	4
8t)	Hilton, Ind.	60	942	15.7	63t	5
8t)	Thomas, Den.	60	738	12.3	55t	5
8t)	Crabtree, Oak.	60	711	11.9	56	6
11t)	Kelce, K.C. (TE)	57	675	11.8	44	3
11t)	Bell, Pit. (RB)	57	437	7.7	23	1
13)	Hopkins, Hou.	55	610	11.1	35	3
14)	A. Robinson, Jac.	53	591	11.2	35	6
15)	Pitta, Bal. (TE)	52	439	8.4	30	0
16t)	Wallace, Bal.	51	792	15.5	95t	4
16t)	Ty. Williams, S.D.	51	790	15.5	51t	5
18t)	B. Marshall, NY-J	49	668	13.6	41	3
18t)	Walker, Ten. (TE)	49	657	13.4	47	6
20t)	Matthews, Ten.	48	669	13.9	60	7
20t)	S. Smith, Bal.	48	536	11.2	52t	3
22)	Lee, Jac.	46	581	12.6	51	2
23t)	*Hill, K.C.	45	428	9.5	49	5
23t)	D. Johnson, Cle. (RB)	45	410	9.1	32	0
23t)	Murray, Ten. (RB)	45	309	6.9	35	3
26t)	Enunwa, NY-J	43	643	15.0	69t	4
26t)	J. White, N.E. (RB)	43	375	8.7	36	4
28t)	Bennett, N.E. (TE)	42	540	12.9	58	4
28t)	Woods, Buf.	42	493	11.7	29	1
30)	Parker, Mia.	41	549	13.4	56	2
31t)	Benjamin, S.D.	40	522	13.1	54	3
31t)	Barnidge, Cle. (TE)	40	468	11.7	43	1
33t)	Fiedorowicz, Hou. (TE)	39	429	11.0	26t	3
33t)	Doyle, Ind. (TE)	39	411	10.5	24	4
33t)	Bernard, Cin. (RB)	39	336	8.6	32	1
36t)	Inman, S.D.	38	527	13.9	57t	2
36t)	*Boyd, Cin.	38	411	10.8	30	1
38t)	Gordon, S.D. (RB)	37	365	9.9	35	2
38t)	Powell, NY-J (RB)	37	247	6.7	18	1
40t)	*Sharpe, Ten.	36	464	12.9	34t	2
40t)	LaFell, Cin.	36	457	12.7	49	4
40t)	Clay, Buf. (TE)	36	323	9.0	33	0
43t)	Hurns, Jac.	35	477	13.6	42t	3
43t)	Yeldon, Jac. (RB)	35	220	6.3	17	1
45t)	Conley, K.C.	34	380	11.2	33	0
45t)	Griffin, Hou. (TE)	34	289	8.5	45	1
47)	Crowell, Cle. (RB)	32	294	9.2	44	0
48t)	*Fuller, Hou.	30	449	15.0	53	2
48t)	Maclin, K.C.	30	376	12.5	38	2
48t)	Gates, S.D. (TE)	30	290	9.7	19	5
48t)	Thomas, Jac. (TE)	30	281	9.4	24	4

WEEK 12 / THROUGH MONDAY, NOVEMBER 28, 2016**AFC / RECEIVING YARDAGE LEADERS**

Rank	Player, Team	Yards	Rec	Avg	Long	TD
1)	Brown, Pit.	998	82	12.2	51	10
2)	Green, Cin.	964	66	14.6	54t	4
3)	Hilton, Ind.	942	60	15.7	63t	5
4)	Cooper, Oak.	922	66	14.0	64t	3
5)	Pryor, Cle.	855	62	13.8	54	4
6)	Sanders, Den.	830	61	13.6	64	4
7)	Wallace, Bal.	792	51	15.5	95t	4
8)	Ty. Williams, S.D.	790	51	15.5	51t	5
9)	Thomas, Den.	738	60	12.3	55t	5
10)	Landry, Mia.	733	64	11.5	42t	2
11)	Crabtree, Oak.	711	60	11.9	56	6
12)	Kelce, K.C. (TE)	675	57	11.8	44	3
13)	Matthews, Ten.	669	48	13.9	60	7
14)	B. Marshall, NY-J	668	49	13.6	41	3
15)	Walker, Ten. (TE)	657	49	13.4	47	6
16)	Enunwa, NY-J	643	43	15.0	69t	4
17)	Edelman, N.E.	617	64	9.6	33	2
18)	Hopkins, Hou.	610	55	11.1	35	3
19)	A. Robinson, Jac.	591	53	11.2	35	6
20)	Lee, Jac.	581	46	12.6	51	2
21)	Parker, Mia.	549	41	13.4	56	2
22t)	Bennett, N.E. (TE)	540	42	12.9	58	4
22t)	R. Gronkowski, N.E. (TE)	540	25	21.6	53t	3
24)	S. Smith, Bal.	536	48	11.2	52t	3
25)	Inman, S.D.	527	38	13.9	57t	2
26)	Benjamin, S.D.	522	40	13.1	54	3
27)	Woods, Buf.	493	42	11.7	29	1
28)	Stills, Mia.	480	26	18.5	74t	5
29)	Hurns, Jac.	477	35	13.6	42t	3
30)	Barnidge, Cle. (TE)	468	40	11.7	43	1
31)	*Sharpe, Ten.	464	36	12.9	34t	2
32)	Hogan, N.E.	461	23	20.0	63	2
33)	LaFell, Cin.	457	36	12.7	49	4
34)	*Fuller, Hou.	449	30	15.0	53	2
35)	Pitta, Bal. (TE)	439	52	8.4	30	0
36)	Bell, Pit. (RB)	437	57	7.7	23	1
37)	Fiedorowicz, Hou. (TE)	429	39	11.0	26t	3
38)	*Hill, K.C.	428	45	9.5	49	5
39)	Coates, Pit.	425	20	21.3	72t	2
40t)	*Boyd, Cin.	411	38	10.8	30	1
40t)	Doyle, Ind. (TE)	411	39	10.5	24	4
42)	D. Johnson, Cle. (RB)	410	45	9.1	32	0
43)	Dorsett, Ind.	395	24	16.5	64t	1
44)	Conley, K.C.	380	34	11.2	33	0
45t)	Maclin, K.C.	376	30	12.5	38	2
45t)	Wright, Ten.	376	25	15.0	48t	3
47)	J. White, N.E. (RB)	375	43	8.7	36	4
48)	Ware, K.C. (RB)	372	24	15.5	46t	1
49)	*Henry, S.D. (TE)	371	26	14.3	59	5
50)	Gordon, S.D. (RB)	365	37	9.9	35	2

WEEK 12 / THROUGH MONDAY, NOVEMBER 28, 2016**AFC / THIRD-DOWN RECEIVING LEADERS**

Rank	Player, Team	Rec	Yards	Avg	Long	TD
1t)	Hopkins, Hou.	21	222	10.6	24	0
1t)	Landry, Mia.	21	218	10.4	39	0
3t)	Cooper, Oak.	19	312	16.4	34t	1
3t)	Crabtree, Oak.	19	284	14.9	56	2
3t)	D. Johnson, Cle. (RB)	19	177	9.3	28	0
6t)	Ty. Williams, S.D.	17	243	14.3	44t	1
6t)	Pitta, Bal. (TE)	17	171	10.1	30	0
6t)	A. Robinson, Jac.	17	169	9.9	19	1
9t)	Edelman, N.E.	16	205	12.8	33	1
9t)	Murray, Ten. (RB)	16	158	9.9	35	1
9t)	Powell, NY-J (RB)	16	99	6.2	11	1
12t)	Thomas, Den.	15	229	15.3	55t	4
12t)	Brown, Pit.	15	223	14.9	26t	3
12t)	Hilton, Ind.	15	206	13.7	27	1
12t)	*Boyd, Cin.	15	152	10.1	22	1
16t)	Pryor, Cle.	14	201	14.4	36	1
16t)	Sanders, Den.	14	197	14.1	41t	1
16t)	Lee, Jac.	14	183	13.1	38	1
16t)	B. Marshall, NY-J	14	172	12.3	41	0
16t)	Kelce, K.C. (TE)	14	170	12.1	21	0
16t)	Barnidge, Cle. (TE)	14	143	10.2	17	1
22t)	Walker, Ten. (TE)	13	203	15.6	47	2
22t)	Wright, Ten.	13	190	14.6	48	1
22t)	Green, Cin.	13	189	14.5	48t	1
25t)	Wallace, Bal.	12	183	15.3	66t	1
25t)	Matthews, Ten.	12	168	14.0	29t	3
25t)	Amendola, N.E.	12	148	12.3	32	2
25t)	Woods, Buf.	12	136	11.3	24	0
25t)	Gates, S.D. (TE)	12	122	10.2	17	1
25t)	Bernard, Cin. (RB)	12	99	8.3	32	0
31t)	S. Smith, Bal.	11	115	10.5	19	1
31t)	J. White, N.E. (RB)	11	88	8.0	19t	1
33t)	Coates, Pit.	10	230	23.0	72t	2
33t)	*Fuller, Hou.	10	194	19.4	35	1
33t)	Rogers, Pit.	10	153	15.3	32	1
33t)	Benjamin, S.D.	10	103	10.3	21	1
33t)	Fiedorowicz, Hou. (TE)	10	92	9.2	18	1
33t)	Juszczyk, Bal. (RB)	10	74	7.4	18	0
39t)	R. Gronkowski, N.E. (TE)	9	231	25.7	38	1
39t)	Aiken, Bal.	9	127	14.1	29	0
39t)	Inman, S.D.	9	100	11.1	22	0
39t)	Yeldon, Jac. (RB)	9	69	7.7	17	0
43t)	*Sharpe, Ten.	8	151	18.9	34t	2
43t)	Enunwa, NY-J	8	98	12.3	34	0
43t)	Clay, Buf. (TE)	8	89	11.1	33	0
43t)	Conley, K.C.	8	83	10.4	18	0
43t)	Doyle, Ind. (TE)	8	64	8.0	20	2
43t)	Roberts, Oak.	8	55	6.9	19	1
43t)	Thomas, Jac. (TE)	8	54	6.8	22t	2
50t)	*Mitchell, N.E.	7	158	22.6	56t	1
50t)	Dorsett, Ind.	7	151	21.6	64t	1
50t)	Perriman, Bal.	7	130	18.6	41	1
50t)	Parker, Mia.	7	94	13.4	46	0
50t)	Eifert, Cin. (TE)	7	82	11.7	22	1
50t)	D. Williams, Mia. (RB)	7	72	10.3	19	2
50t)	Griffin, Hou. (TE)	7	63	9.0	23	0
50t)	Hawkins, Cle.	7	57	8.1	17	1
50t)	Turbin, Ind. (RB)	7	52	7.4	19	0
50t)	Bell, Pit. (RB)	7	39	5.6	18	1

WEEK 12 / THROUGH MONDAY, NOVEMBER 28, 2016**AFC / LEADING SCORERS, NONKICKERS**

Rank	Player, Team	TD	Rush	Rec	Ret	X2	Pts
1)	Blount, N.E. (RB)	12	12	0	0	0	72
2t)	Gordon, S.D. (RB)	11	9	2	0	0	66
2t)	Murray, Ten. (RB)	11	8	3	0	0	66
4)	McCoy, Buf. (RB)	10	9	1	0	1	62
5)	Brown, Pit. (WR)	10	0	10	0	0	60
6)	Murray, Oak. (RB)	9	9	0	0	0	54
7)	Forte, NY-J (RB)	8	7	1	0	0	48
8t)	Ajayi, Mia. (RB)	7	7	0	0	0	42
8t)	Gore, Ind. (RB)	7	4	3	0	0	42
8t)	*Hill, K.C. (WR)	7	1	5	1	0	42
8t)	Matthews, Ten. (WR)	7	0	7	0	0	42
12t)	Crabtree, Oak. (WR)	6	0	6	0	1	38
12t)	A. Robinson, Jac. (WR)	6	0	6	0	1	38
14t)	Hill, Cin. (RB)	6	6	0	0	0	36
14t)	Walker, Ten. (TE)	6	0	6	0	0	36
16t)	Pryor, Cle. (WR)	5	1	4	0	1	32
16t)	Roberts, Oak. (WR)	5	0	5	0	1	32
16t)	Taylor, Buf. (QB)	5	5	0	0	1	32
16t)	Thomas, Den. (WR)	5	0	5	0	1	32
20t)	C. Anderson, Den. (RB)	5	4	1	0	0	30
20t)	Crowell, Cle. (RB)	5	5	0	0	0	30
20t)	Gates, S.D. (TE)	5	0	5	0	0	30
20t)	Gillislee, Buf. (RB)	5	4	1	0	0	30
20t)	*Henry, S.D. (TE)	5	0	5	0	0	30
20t)	Hilton, Ind. (WR)	5	0	5	0	0	30
20t)	Moncrief, Ind. (WR)	5	0	5	0	0	30
20t)	Stills, Mia. (WR)	5	0	5	0	0	30
20t)	D. Williams, Mia. (RB)	5	3	2	0	0	30
20t)	Ty. Williams, S.D. (WR)	5	0	5	0	0	30
30t)	Bell, Pit. (RB)	4	3	1	0	1	26
30t)	Wallace, Bal. (WR)	4	0	4	0	1	26
32t)	Amendola, N.E. (WR)	4	0	4	0	0	24
32t)	Bennett, N.E. (TE)	4	0	4	0	0	24
32t)	Doyle, Ind. (TE)	4	0	4	0	0	24
32t)	Enunwa, NY-J (WR)	4	0	4	0	0	24
32t)	Green, Cin. (WR)	4	0	4	0	0	24
32t)	Hunter, Mia.-Buf. (WR)	4	0	4	0	0	24
32t)	LaFell, Cin. (WR)	4	0	4	0	0	24
32t)	L. Miller, Hou. (RB)	4	3	1	0	0	24
32t)	Sanders, Den. (WR)	4	0	4	0	0	24
32t)	Thomas, Jac. (TE)	4	0	4	0	0	24
32t)	West, Bal. (RB)	4	4	0	0	0	24
32t)	J. White, N.E. (RB)	4	0	4	0	0	24
32t)	D. Williams, Pit. (RB)	4	3	1	0	0	24
45)	Cooper, Oak. (WR)	3	0	3	0	2	22
46t)	Kelce, K.C. (TE)	3	0	3	0	1	20
46t)	S. Smith, Bal. (WR)	3	0	3	0	1	20
48t)	Benjamin, S.D. (WR)	3	0	3	0	0	18
48t)	Bernard, Cin. (RB)	3	2	1	0	0	18
48t)	*C. Coleman, Cle. (WR)	3	0	3	0	0	18
48t)	Dalton, Cin. (QB)	3	3	0	0	0	18
48t)	Fiedorowicz, Hou. (TE)	3	0	3	0	0	18
48t)	*Fuller, Hou. (WR)	3	0	2	1	0	18
48t)	Goodwin, Buf. (WR)	3	0	3	0	0	18
48t)	R. Gronkowski, N.E. (TE)	3	0	3	0	0	18
48t)	Hawkins, Cle. (WR)	3	0	3	0	0	18
48t)	Heyward-Bey, Pit. (WR)	3	1	2	0	0	18
48t)	Hopkins, Hou. (WR)	3	0	3	0	0	18
48t)	Hurns, Jac. (WR)	3	0	3	0	0	18
48t)	James, Pit. (TE)	3	0	3	0	0	18
48t)	B. Marshall, NY-J (WR)	3	0	3	0	0	18
48t)	*Mitchell, N.E. (WR)	3	0	3	0	0	18
48t)	Olawale, Oak. (RB)	3	2	1	0	0	18
48t)	Turbin, Ind. (RB)	3	3	0	0	0	18
48t)	Ware, K.C. (RB)	3	2	1	0	0	18
48t)	Wright, Ten. (WR)	3	0	3	0	0	18

WEEK 12 / THROUGH MONDAY, NOVEMBER 28, 2016**AFC / LEADING SCORERS, KICKERS**

Rank	Player, Team	PAT	FG	Pct	Long	Pts
1t)	Santos, K.C.	21/22	25/28	.893	54	96
1t)	Tucker, Bal.	15/15	27/27	1.000	57	96
3)	Lambo, S.D.	32/35	21/24	.875	47	95
4)	McManus, Den.	25/26	23/27	.852	55	94
5)	Janikowski, Oak.	29/29	20/26	.769	56	89
6)	Vinatieri, Ind.	28/28	20/22	.909	54	88
7)	Novak, Hou.	17/18	23/28	.821	53	86
8)	Succop, Ten.	32/34	16/18	.889	51	80
9)	Gostkowski, N.E.	31/34	16/20	.800	53	79
10)	Nugent, Cin.	19/23	18/23	.783	47	73
11)	Folk, NY-J	19/21	17/20	.850	51	70
12)	Carpenter, Buf.	27/30	14/18	.778	54	69
13)	Franks, Mia.	28/28	13/16	.813	41	67
14)	Myers, Jac.	21/22	15/18	.833	54	66
15)	Boswell, Pit.	26/26	12/16	.750	49	62
16)	Parkey, Cle.	13/14	14/18	.778	51	55
17)	Murray, Cle.	3/ 4	1/ 2	.500	35	6

AFC / TOUCHBACKS ON KICKOFFS

Rank	Player, Team	TB
1)	Lambo, S.D.	55
2)	Succop, Ten.	45
3)	McManus, Den.	39
4t)	Boswell, Pit.	37
4t)	McAfee, Ind.	37
6t)	Myers, Jac.	36
6t)	Santos, K.C.	36
8)	Tucker, Bal.	35
9t)	Gostkowski, N.E.	34
9t)	Janikowski, Oak.	34
11)	Franks, Mia.	32
12)	Folk, NY-J	28
13)	Parkey, Cle.	26
14)	Nugent, Cin.	23
15)	Carpenter, Buf.	15
16)	Novak, Hou.	14
17)	Gay, Buf.	7
18)	Murray, Cle.	4

WEEK 12 / THROUGH MONDAY, NOVEMBER 28, 2016

AFC / MOST YARDS FROM SCRIMMAGE

Rank	Player, Team	Total			Rushing			Receiving		
		Yards	Att+Rec	Avg	Yards	Att	Avg	Yards	Rec	Avg
1)	Murray, Ten. (RB)	1352	274	4.9	1043	229	4.6	309	45	6.9
2)	Gordon, S.D. (RB)	1273	271	4.7	908	234	3.9	365	37	9.9
3)	Bell, Pit. (RB)	1136	208	5.5	699	151	4.6	437	57	7.7
4)	Ware, K.C. (RB)	1077	173	6.2	705	149	4.7	372	24	15.5
5)	L. Miller, Hou. (RB)	1032	238	4.3	881	211	4.2	151	27	5.6
6)	Brown, Pit. (WR)	1007	85	11.8	9	3	3.0	998	82	12.2
7)	McCoy, Buf. (RB)	994	185	5.4	819	157	5.2	175	28	6.3
8)	Green, Cin. (WR)	964	66	14.6	0	0	---	964	66	14.6
9)	Forte, NY-J (RB)	961	228	4.2	759	202	3.8	202	26	7.8
10)	Hilton, Ind. (WR)	942	60	15.7	0	0	---	942	60	15.7
11)	Ajayi, Mia. (RB)	934	177	5.3	847	161	5.3	87	16	5.4
12)	Cooper, Oak. (WR)	922	66	14.0	0	0	---	922	66	14.0
13)	Blount, N.E. (RB)	900	218	4.1	869	212	4.1	31	6	5.2
14)	Crowell, Cle. (RB)	899	177	5.1	605	145	4.2	294	32	9.2
15)	Pryor, Cle. (WR)	876	70	12.5	21	8	2.6	855	62	13.8
16)	Gore, Ind. (RB)	874	207	4.2	670	178	3.8	204	29	7.0
17)	Sanders, Den. (WR)	830	61	13.6	0	0	---	830	61	13.6
18)	Wallace, Bal. (WR)	823	56	14.7	31	5	6.2	792	51	15.5
19)	Ty. Williams, S.D. (WR)	790	51	15.5	0	0	---	790	51	15.5
20)	Hill, Cin. (RB)	767	162	4.7	644	147	4.4	123	15	8.2
21)	Landry, Mia. (WR)	751	67	11.2	18	3	6.0	733	64	11.5
22)	Thomas, Den. (WR)	738	60	12.3	0	0	---	738	60	12.3
23)	Crabtree, Oak. (WR)	711	60	11.9	0	0	---	711	60	11.9
24)	West, Bal. (RB)	704	169	4.2	600	153	3.9	104	16	6.5
25)	D. Johnson, Cle. (RB)	681	101	6.7	271	56	4.8	410	45	9.1
26)	Murray, Oak. (RB)	676	146	4.6	471	120	3.9	205	26	7.9
27)	Bernard, Cin. (RB)	673	130	5.2	337	91	3.7	336	39	8.6
28)	Kelce, K.C. (TE)	670	58	11.6	-5	1	-5.0	675	57	11.8
29)	Matthews, Ten. (WR)	669	48	13.9	0	0	---	669	48	13.9
30t)	Edelman, N.E. (WR)	668	75	8.9	51	11	4.6	617	64	9.6
30t)	B. Marshall, NY-J (WR)	668	49	13.6	0	0	---	668	49	13.6
32)	Walker, Ten. (TE)	660	50	13.2	3	1	3.0	657	49	13.4
33)	Enunwa, NY-J (WR)	643	43	15.0	0	0	---	643	43	15.0
34)	*Booker, Den. (RB)	616	146	4.2	475	128	3.7	141	18	7.8
35)	Hopkins, Hou. (WR)	610	55	11.1	0	0	---	610	55	11.1
36)	Lee, Jac. (WR)	606	50	12.1	25	4	6.3	581	46	12.6
37)	A. Robinson, Jac. (WR)	591	53	11.2	0	0	---	591	53	11.2
38)	C. Anderson, Den. (RB)	565	126	4.5	437	110	4.0	128	16	8.0
39)	Powell, NY-J (RB)	555	85	6.5	308	48	6.4	247	37	6.7
40)	Bennett, N.E. (TE)	550	44	12.5	10	2	5.0	540	42	12.9
41)	Parker, Mia. (WR)	549	41	13.4	0	0	---	549	41	13.4
42)	R. Gronkowski, N.E. (TE)	540	25	21.6	0	0	---	540	25	21.6
43)	Yeldon, Jac. (RB)	538	124	4.3	318	89	3.6	220	35	6.3
44)	S. Smith, Bal. (WR)	536	48	11.2	0	0	---	536	48	11.2
45)	Inman, S.D. (WR)	527	38	13.9	0	0	---	527	38	13.9
46)	Benjamin, S.D. (WR)	521	41	12.7	-1	1	-1.0	522	40	13.1
47)	Woods, Buf. (WR)	499	43	11.6	6	1	6.0	493	42	11.7
48)	*Hill, K.C. (WR)	496	56	8.9	68	11	6.2	428	45	9.5
49)	J. White, N.E. (RB)	487	71	6.9	112	28	4.0	375	43	8.7
50)	Stills, Mia. (WR)	480	26	18.5	0	0	---	480	26	18.5

WEEK 12 / THROUGH MONDAY, NOVEMBER 28, 2016**AFC / LEADERS IN FIRST DOWNS**

Rank	Player, Team	Rush	Rec	Tot
1)	Gordon, S.D. (RB)	53	18	71
2)	Murray, Ten. (RB)	49	16	65
3)	Bell, Pit. (RB)	35	25	60
4t)	Brown, Pit. (WR)	1	50	51
4t)	Ware, K.C. (RB)	39	12	51
6)	Blount, N.E. (RB)	49	1	50
7t)	Ajayi, Mia. (RB)	42	5	47
7t)	Gore, Ind. (RB)	37	10	47
7t)	L. Miller, Hou. (RB)	41	6	47
10t)	McCoy, Buf. (RB)	35	9	44
10t)	Pryor, Cle. (WR)	2	42	44
12)	Crowell, Cle. (RB)	30	13	43
13t)	Crabtree, Oak. (WR)	0	41	41
13t)	Forte, NY-J (RB)	33	8	41
13t)	Green, Cin. (WR)	0	41	41
13t)	Hilton, Ind. (WR)	0	41	41
13t)	Murray, Oak. (RB)	33	8	41
18t)	Hopkins, Hou. (WR)	0	40	40
18t)	Sanders, Den. (WR)	0	40	40
20)	A. Robinson, Jac. (WR)	0	39	39
21t)	Cooper, Oak. (WR)	0	38	38
21t)	Landry, Mia. (WR)	1	37	38
23t)	Edelman, N.E. (WR)	3	33	36
23t)	Kelce, K.C. (TE)	0	36	36
23t)	B. Marshall, NY-J (WR)	0	36	36
23t)	Wallace, Bal. (WR)	2	34	36
27t)	Hill, Cin. (RB)	30	5	35
27t)	Ty. Williams, S.D. (WR)	0	35	35
29)	Thomas, Den. (WR)	0	34	34
30)	Lee, Jac. (WR)	1	32	33
31t)	Matthews, Ten. (WR)	0	32	32
31t)	Powell, NY-J (RB)	17	15	32
33t)	Bernard, Cin. (RB)	15	16	31
33t)	D. Johnson, Cle. (RB)	12	19	31
33t)	West, Bal. (RB)	27	4	31
36)	Enunwa, NY-J (WR)	0	30	30
37t)	C. Anderson, Den. (RB)	22	6	28
37t)	*Hill, K.C. (WR)	5	23	28
37t)	Woods, Buf. (WR)	1	27	28
40t)	*Booker, Den. (RB)	23	4	27
40t)	S. Smith, Bal. (WR)	0	27	27
40t)	J. White, N.E. (RB)	7	20	27
40t)	Yeldon, Jac. (RB)	15	12	27
44t)	Barnidge, Cle. (TE)	0	25	25
44t)	Walker, Ten. (TE)	0	25	25
46t)	*Boyd, Cin. (WR)	0	24	24
46t)	Parker, Mia. (WR)	0	24	24
46t)	*Sharpe, Ten. (WR)	0	24	24
49t)	Conley, K.C. (WR)	0	23	23
49t)	Fiedorowicz, Hou. (TE)	0	23	23
49t)	Hurns, Jac. (WR)	0	23	23
49t)	Inman, S.D. (WR)	0	23	23
49t)	LaFell, Cin. (WR)	0	23	23
49t)	Taylor, Buf. (QB)	23	0	23

WEEK 12 / THROUGH MONDAY, NOVEMBER 28, 2016**AFC / LEADING PUNTERS**

Rank	Player, Team	No	Yards	Lg	Avg	TB	Blk	Dwn	OB	Opp Ret	In Yds	Net 20	Net Avg
1)	McAfee, Ind.	42	2105	74	50.1	8	0	3	6	14	133	13	43.1
2)	King, Oak.	52	2529	72	48.6	3	0	9	9	21	243	25	42.8
3)	Lechler, Hou.	48	2323	62	48.4	3	0	1	5	31	364	17	39.6
4)	Koch, Bal.	60	2802	68	46.7	4	0	7	12	28	331	26	39.9
5)	Nortman, Jac.	52	2411	78	46.4	7	0	11	3	21	304	17	37.8
6)	Berry, Pit.	50	2306	63	46.1	2	1	7	7	21	217	18	40.2
7)	Colquitt, K.C.	57	2628	64	46.1	6	0	5	3	25	134	27	41.6
8)	*Dixon, Den.	54	2480	68	45.9	3	0	7	4	26	177	17	41.5
9)	Darr, Mia.	60	2753	66	45.9	4	0	6	5	26	230	19	40.7
10)	Huber, Cin.	56	2562	63	45.8	5	0	7	3	29	287	16	38.8
11)	*Kaser, S.D.	42	1908	62	45.4	4	0	4	4	22	118	16	40.7
12)	Colquitt, Cle.	62	2815	65	45.4	2	0	8	3	31	248	17	40.8
13)	Kern, Ten.	54	2428	71	45.0	3	0	5	2	27	307	21	38.2
14)	Allen, N.E.	46	2031	57	44.2	3	0	8	4	16	88	15	40.9
15)	*Edwards, NY-J	52	2239	59	43.1	2	0	7	5	25	216	16	38.1
16)	Schmidt, Buf.	52	2201	58	42.3	2	0	6	14	24	145	17	38.8

AFC / LEADING PUNTERS, NET AVERAGE

Rank	Player, Team	No	Yards	Lg	Avg	TB	Blk	Dwn	OB	Opp Ret	In Yds	Net 20	Net Avg
1)	McAfee, Ind.	42	2105	74	50.1	8	0	3	6	14	133	13	43.1
2)	King, Oak.	52	2529	72	48.6	3	0	9	9	21	243	25	42.8
3)	Colquitt, K.C.	57	2628	64	46.1	6	0	5	3	25	134	27	41.6
4)	*Dixon, Den.	54	2480	68	45.9	3	0	7	4	26	177	17	41.5
5)	Allen, N.E.	46	2031	57	44.2	3	0	8	4	16	88	15	40.9
6)	Colquitt, Cle.	62	2815	65	45.4	2	0	8	3	31	248	17	40.8
7)	Darr, Mia.	60	2753	66	45.9	4	0	6	5	26	230	19	40.7
8)	*Kaser, S.D.	42	1908	62	45.4	4	0	4	4	22	118	16	40.7
9)	Berry, Pit.	50	2306	63	46.1	2	1	7	7	21	217	18	40.2
10)	Koch, Bal.	60	2802	68	46.7	4	0	7	12	28	331	26	39.9
11)	Lechler, Hou.	48	2323	62	48.4	3	0	1	5	31	364	17	39.6
12)	Huber, Cin.	56	2562	63	45.8	5	0	7	3	29	287	16	38.8
13)	Schmidt, Buf.	52	2201	58	42.3	2	0	6	14	24	145	17	38.8
14)	Kern, Ten.	54	2428	71	45.0	3	0	5	2	27	307	21	38.2
15)	*Edwards, NY-J	52	2239	59	43.1	2	0	7	5	25	216	16	38.1
16)	Nortman, Jac.	52	2411	78	46.4	7	0	11	3	21	304	17	37.8

WEEK 12 / THROUGH MONDAY, NOVEMBER 28, 2016**AFC / PUNT RETURN LEADERS**

Rank	Player, Team	Ret	FC	Yards	Avg	Long	TD
1)	*Hill, K.C.	24	6	375	15.6	50	0
2)	Tate, Buf.	18	10	208	11.6	43	0
3)	*Ervin, Hou.	21	17	223	10.6	57	0
4)	*Richard, Oak.	26	2	250	9.6	47	0
5)	Norwood, Den.	23	14	199	8.7	17	0
6)	*Grant, Mia.	16	2	134	8.4	74t	1
7)	Amendola, N.E.	14	7	115	8.2	30	0
8)	Hester, Bal.	21	13	165	7.9	28	0
9)	*Erickson, Cin.	16	15	123	7.7	18	0
10)	Mariani, Ten.	22	15	157	7.1	17	0
11)	D. Johnson, Cle.	17	1	112	6.6	18	0
12)	Greene, Jac.	21	5	131	6.2	42	0

AFC / KICKOFF RETURN LEADERS

Rank	Player, Team	Ret	Yards	Avg	Long	TD
1)	*Erickson, Cin.	15	451	30.1	84	0
2)	Hester, Bal.	16	409	25.6	60	0
3)	Tate, Buf.	15	367	24.5	45	0
4)	*Grant, Mia.	14	341	24.4	45	0
5)	Mariani, Ten.	20	441	22.1	37	0
6)	*Ervin, Hou.	14	263	18.8	33	0

WEEK 12 / THROUGH MONDAY, NOVEMBER 28, 2016**AFC / LEADERS IN INTERCEPTIONS**

Rank	Player, Team	Int	Yards	Avg	Long	TD
1)	Hayward, S.D.	6	100	16.7	31	1
2)	Peters, K.C.	5	47	9.4	28	0
3)	Gilmore, Buf.	4	104	26.0	49	0
4t)	Talib, Den.	3	86	28.7	46t	1
4t)	Nelson, Oak.	3	59	19.7	40	0
4t)	Stewart, Den.	3	36	12.0	25	0
4t)	Kirkpatrick, Cin.	3	21	7.0	21	0
4t)	Mosley, Bal.	3	12	4.0	12	0
4t)	Haden, Cle.	3	9	3.0	9	0
4t)	Cox, Ten.	3	3	1.0	3	0
11t)	Alonso, Mia.	2	70	35.0	60t	1
11t)	Sorensen, K.C.	2	48	24.0	48t	1
11t)	Robey-Coleman, Buf.	2	44	22.0	41t	1
11t)	Berry, K.C.	2	42	21.0	42t	1
11t)	McCain, Ten.	2	33	16.5	33	0
11t)	Collins, N.E.-Cle.	2	31	15.5	18	0
11t)	*Boddy-Calhoun, Cle.	2	27	13.5	27t	1
11t)	S. Smith, Oak.	2	27	13.5	27	0
11t)	Taylor, Cle.	2	26	13.0	29	0
11t)	Gilchrist, NY-J	2	25	12.5	25	0
11t)	Weddle, Bal.	2	25	12.5	25	0
11t)	*Young, Bal.	2	22	11.0	16	0
11t)	Butler, Ind.	2	19	9.5	19	0
11t)	Abdul-Quddus, Mia.	2	16	8.0	9	0
11t)	M. Williams, NY-J	2	14	7.0	14	0
11t)	*Burns, Pit.	2	9	4.5	9	0
11t)	Demps, Hou.	2	8	4.0	6	0
11t)	McCourty, Ten.	2	7	3.5	6	0
11t)	Amerson, Oak.	2	0	0.0	0	0
11t)	Iloka, Cin.	2	0	0.0	0	0
11t)	Lippett, Mia.	2	0	0.0	0	0

WEEK 12 / THROUGH MONDAY, NOVEMBER 28, 2016**AFC / LEADERS IN SACKS**

Rank	Player, Team	Sacks
1)	Miller, Den. (LB)	12.5
2t)	Alexander, Buf. (LB)	10.0
2t)	Ford, K.C. (LB)	10.0
4t)	Mack, Oak. (DE)	9.0
4t)	Orakpo, Ten. (LB)	9.0
6)	Wake, Mia. (DE)	8.5
7t)	Morgan, Ten. (LB)	8.0
7t)	Suggs, Bal. (LB)	8.0
7t)	Walden, Ind. (LB)	8.0
10)	Dunlap, Cin. (DE)	6.5
11t)	Ingram, S.D. (LB)	6.0
11t)	*Ngakoue, Jac. (DE)	6.0
11t)	L. Williams, NY-J (DT)	6.0
14)	Wolfe, Den. (DE)	5.5
15t)	Hughes, Buf. (LB)	5.0
15t)	Jernigan, Bal. (DE)	5.0
15t)	Ray, Den. (LB)	5.0
15t)	Suh, Mia. (DT)	5.0
19t)	Atkins, Cin. (DT)	4.5
19t)	*Bosa, S.D. (DE)	4.5
19t)	Branch, Mia. (DE)	4.5
19t)	Jackson, Jac. (DT)	4.5
19t)	Mercilus, Hou. (LB)	4.5
24t)	Flowers, N.E. (DE)	4.0
24t)	Harrison, Pit. (LB)	4.0
24t)	Irvin, Oak. (LB)	4.0
24t)	McKinney, Hou. (LB)	4.0
28t)	Dareus, Buf. (NT)	3.5
28t)	McLendon, NY-J (DT)	3.5
28t)	Moats, Pit. (LB)	3.5
28t)	Sheard, N.E. (DE)	3.5
28t)	Simon, Hou. (LB)	3.5
28t)	K. Williams, Buf. (DE)	3.5
34t)	*Brown, S.D. (LB)	3.0
34t)	Z. Brown, Buf. (LB)	3.0
34t)	Casey, Ten. (DE)	3.0
34t)	Clarke, Cin. (DE)	3.0
34t)	Clowney, Hou. (DE)	3.0
34t)	Heyward, Pit. (DE)	3.0
34t)	Houston, K.C. (LB)	3.0
34t)	M. Johnson, Cin. (DE)	3.0
34t)	*Judon, Bal. (LB)	3.0
34t)	Mathis, Ind. (LB)	3.0
34t)	*Ogbah, Cle. (LB)	3.0
34t)	Tuitt, Pit. (DE)	3.0
34t)	Ware, Den. (LB)	3.0
47t)	Alualu, Jac. (DE)	2.5
47t)	Chickillo, Pit. (LB)	2.5
47t)	Fowler, Jac. (DE)	2.5
47t)	Hali, K.C. (LB)	2.5
47t)	Hightower, N.E. (LB)	2.5
47t)	J. Jones, Mia. (DE)	2.5
47t)	Mauldin, NY-J (LB)	2.5
47t)	McGee, Oak. (DT)	2.5
47t)	*A. Washington, Buf. (DE)	2.5
47t)	Wilkerson, NY-J (DE)	2.5

WEEK 12 / THROUGH MONDAY, NOVEMBER 28, 2016**AFC / FUMBLE RECOVERIES**

Rank	Player, Team	TotRec	OffRec	DefRec
1)	Alonso, Mia.	4	0	4
2t)	Fitzpatrick, NY-J	3	3	0
2t)	Hester, Bal.	3	3	0
2t)	Ivory, Jac.	3	3	0
2t)	Luck, Ind.	3	3	0
2t)	Peters, K.C.	3	0	3
2t)	Roethlisberger, Pit.	3	3	0
2t)	Taylor, Buf.	3	3	0
9t)	Aiken, Bal.	2	2	0
9t)	Amendola, N.E.	2	2	0
9t)	Bell, Pit.	2	2	0
9t)	*Booker, Den.	2	2	0
9t)	Brady, N.E.	2	2	0
9t)	P. Brown, Buf.	2	0	2
9t)	Dalton, Cin.	2	2	0
9t)	Flowers, N.E.	2	0	2
9t)	*Grant, Mia.	2	2	0
9t)	Greene, Jac.	2	2	0
9t)	D. Jackson, Ind.	2	0	2
9t)	*C. Jones, N.E.	2	2	0
9t)	*Kessler, Cle.	2	2	0
9t)	*Louis, Cle.	2	2	0
9t)	Mack, Oak.	2	0	2
9t)	*J. Marshall, NY-J	2	2	0
9t)	McCown, Cle.	2	2	0
9t)	Mercilus, Hou.	2	0	2
9t)	L. Miller, Hou.	2	2	0
9t)	Nelson, Oak.	2	0	2
9t)	Nelson, K.C.	2	0	2
9t)	Orr, Bal.	2	0	2
9t)	Osweiler, Hou.	2	2	0
9t)	Rivers, S.D.	2	2	0
9t)	*Sims, Ten.	2	0	2
9t)	A. Smith, K.C.	2	2	0
9t)	Ward, Den.	2	0	2

AFC / OFFENSIVE FUMBLE RECOVERIES

Rank	Player, Team	Ret	Yards	Avg	Long	TD
1t)	Fitzpatrick, NY-J	3	0	0.0	0	0
1t)	Hester, Bal.	3	0	0.0	0	0
1t)	Ivory, Jac.	3	0	0.0	0	0
1t)	Roethlisberger, Pit.	3	0	0.0	0	0
1t)	Luck, Ind.	3	-1	-0.3	0	0
1t)	Taylor, Buf.	3	-3	-1.0	0	0
7t)	Bell, Pit.	2	4	2.0	4	0
7t)	*Louis, Cle.	2	1	0.5	1	0
7t)	Amendola, N.E.	2	0	0.0	0	0
7t)	*Booker, Den.	2	0	0.0	0	0
7t)	Brady, N.E.	2	0	0.0	0	0
7t)	Dalton, Cin.	2	0	0.0	0	0
7t)	*Grant, Mia.	2	0	0.0	0	0
7t)	Greene, Jac.	2	0	0.0	0	0
7t)	*C. Jones, N.E.	2	0	0.0	0	0
7t)	*Kessler, Cle.	2	0	0.0	0	0
7t)	*J. Marshall, NY-J	2	0	0.0	0	0
7t)	McCown, Cle.	2	0	0.0	0	0
7t)	L. Miller, Hou.	2	0	0.0	0	0
7t)	Osweiler, Hou.	2	0	0.0	0	0
7t)	Rivers, S.D.	2	0	0.0	0	0
7t)	A. Smith, K.C.	2	0	0.0	0	0
7t)	Aiken, Bal.	2	-2	-1.0	0	0

AFC / DEFENSIVE FUMBLE RECOVERIES

Rank	Player, Team	Ret	Yards	Avg	Long	TD
1)	Alonso, Mia.	4	2	0.5	2	0
2)	Peters, K.C.	3	31	10.3	21	0
3t)	Mercilus, Hou.	2	7	3.5	5	0
3t)	P. Brown, Buf.	2	0	0.0	0	0
3t)	D. Jackson, Ind.	2	0	0.0	0	0
3t)	Mack, Oak.	2	0	0.0	0	0
3t)	Nelson, Oak.	2	0	0.0	0	0
3t)	Nelson, K.C.	2	0	0.0	0	0
3t)	Orr, Bal.	2	0	0.0	0	0
3t)	*Sims, Ten.	2	0	0.0	0	0
3t)	Ward, Den.	2	0	0.0	0	0
3t)	Flowers, N.E.	2	-3	-1.5	0	0

WEEK 12 / THROUGH MONDAY, NOVEMBER 28, 2016**NFC / LEADING PASSERS**

Player, Team	Att	Comp	Pct		Avg		Pct			Pct Rating	
			Comp	Yds	Gain	TD	TD	Long	Int	Int	Points
Ryan, Atl.	380	262	68.9	3516	9.25	26	6.8	76t	6	1.6	114.3
Brees, N.O.	456	326	71.5	3587	7.87	30	6.6	98t	8	1.8	109.1
*Prescott, Dal.	340	231	67.9	2835	8.34	18	5.3	83t	2	0.6	108.6
Cousins, Was.	437	299	68.4	3540	8.10	20	4.6	70t	7	1.6	101.4
Stafford, Det.	391	261	66.8	2883	7.37	19	4.9	73t	5	1.3	99.3
Bradford, Min.	348	248	71.3	2415	6.94	12	3.4	46	3	0.9	98.3
Hoyer, Chi.	200	134	67.0	1445	7.22	6	3.0	64	0	0.0	98.0
A. Rodgers, G.B.	449	289	64.4	3074	6.85	27	6.0	58	7	1.6	97.8
Wilson, Sea.	368	238	64.7	2865	7.79	11	3.0	59	4	1.1	93.9
Manning, NY-G	413	261	63.2	2902	7.03	20	4.8	75t	10	2.4	90.1
Winston, T.B.	406	249	61.3	2900	7.14	22	5.4	45t	11	2.7	89.7
Kaepernick, S.F.	208	115	55.3	1440	6.92	10	4.8	65t	3	1.4	87.0
*Wentz, Phi.	392	249	63.5	2593	6.61	11	2.8	73t	8	2.0	83.4
Palmer, Ariz	414	252	60.9	2931	7.08	15	3.6	58	11	2.7	83.3
Newton, Car.	339	189	55.8	2432	7.17	13	3.8	88t	8	2.4	81.4
Keenum, L.A.	313	191	61.0	2169	6.93	9	2.9	65t	11	3.5	76.8

NFC / LEADING PASSERS, RANKS

Player, Team	Att	Comp	Pct		Avg		Pct			Pct Rating	
			Comp	Yds	Gain	TD	TD	Long	Int	Int	Points
Ryan, Atl.	9	4	3	3	1	3	1		7	8	1
Brees, N.O.	1	1	1	1	4	1	2		10t	10	2
*Prescott, Dal.	12	12	5	10	2	8	5		2	2	3
Cousins, Was.	3	2	4	2	3	5t	9		8t	9	4
Stafford, Det.	8	5t	7	8	6	7	6		6	5	5
Bradford, Min.	11	10	2	13	12	11	12		3t	3	6
Hoyer, Chi.	16	15	6	15	7	16	13		1	1	7
A. Rodgers, G.B.	2	3	9	4	15	2	3		8t	7	8
Wilson, Sea.	10	11	8	9	5	12t	14		5	4	9
Manning, NY-G	5	5t	11	6	11	5t	7		13	13	10
Winston, T.B.	6	8t	12	7	9	4	4		14t	15	11
Kaepernick, S.F.	15	16	16	16	14	14	8		3t	6	12
*Wentz, Phi.	7	8t	10	11	16	12t	16		10t	11	13
Palmer, Ariz	4	7	14	5	10	9	11		14t	14	14
Newton, Car.	13	14	15	12	8	10	10		10t	12	15
Keenum, L.A.	14	13	13	14	13	15	15		14t	16	16

WEEK 12 / THROUGH MONDAY, NOVEMBER 28, 2016**NFC / FOURTH-QUARTER PASSING LEADERS**

Rank	Player, Team	Att	Comp	Comp%	Yards	YPA	TD	TD%	Int	Int%	Rating
1)	Brees, N.O.	128	92	71.9	999	7.80	11	8.6	3	2.3	113.4
2)	Cousins, Was.	106	72	67.9	972	9.17	7	6.6	2	1.9	111.0
3)	*Prescott, Dal.	85	59	69.4	683	8.04	4	4.7	0	0.0	109.1
4)	A. Rodgers, G.B.	103	66	64.1	785	7.62	8	7.8	2	1.9	105.0
5)	Stafford, Det.	103	72	69.9	835	8.11	5	4.9	2	1.9	102.2
6)	Hoyer, Chi.	70	48	68.6	509	7.27	2	2.9	0	0.0	99.0
7)	Bradford, Min.	101	76	75.2	718	7.11	3	3.0	2	2.0	96.1
8)	Ryan, Atl.	82	47	57.3	702	8.56	6	7.3	3	3.7	94.7
9)	Wilson, Sea.	114	71	62.3	804	7.05	3	2.6	1	0.9	88.5
10)	Winston, T.B.	108	63	58.3	677	6.27	5	4.6	2	1.9	84.5
11)	Newton, Car.	83	49	59.0	642	7.73	3	3.6	3	3.6	80.5
12)	Manning, NY-G	108	66	61.1	811	7.51	5	4.6	5	4.6	80.4
13)	*Wentz, Phi.	103	60	58.3	601	5.83	1	1.0	1	1.0	74.1
14)	Kaepernick, S.F.	83	39	47.0	405	4.88	2	2.4	0	0.0	69.6
15)	Palmer, Ariz	118	72	61.0	766	6.49	5	4.2	7	5.9	69.4
16)	Cutler, Chi.	33	19	57.6	233	7.06	0	0.0	1	3.0	66.9
17)	Barkley, Chi.	44	21	47.7	261	5.93	2	4.5	2	4.5	62.8
18)	Keenum, L.A.	98	52	53.1	547	5.58	4	4.1	5	5.1	61.9
19)	Gabbert, S.F.	47	26	55.3	316	6.72	2	4.3	4	8.5	54.9

NFC / THIRD-DOWN PASSING LEADERS

Rank	Player, Team	Att	Comp	Comp%	Yards	YPA	TD	TD%	Int	Int%	Rating
1)	Brees, N.O.	112	78	69.6	912	8.14	11	9.8	2	1.8	119.3
2)	Ryan, Atl.	86	59	68.6	627	7.29	4	4.7	0	0.0	105.1
3)	A. Rodgers, G.B.	115	73	63.5	961	8.36	11	9.6	5	4.3	103.6
4)	*Prescott, Dal.	93	62	66.7	796	8.56	4	4.3	1	1.1	103.2
5)	Cousins, Was.	113	75	66.4	976	8.64	7	6.2	3	2.7	103.0
6)	Bradford, Min.	98	69	70.4	673	6.87	5	5.1	2	2.0	97.9
7)	Stafford, Det.	103	67	65.0	837	8.13	3	2.9	2	1.9	91.8
8)	Winston, T.B.	113	73	64.6	887	7.85	6	5.3	4	3.5	91.6
9)	Keenum, L.A.	90	54	60.0	625	6.94	5	5.6	2	2.2	90.3
10)	Palmer, Ariz	105	67	63.8	756	7.20	4	3.8	3	2.9	86.1
11)	Wilson, Sea.	98	53	54.1	749	7.64	2	2.0	1	1.0	81.5
12)	Manning, NY-G	112	60	53.6	687	6.13	6	5.4	3	2.7	79.0
13)	Newton, Car.	102	53	52.0	754	7.39	4	3.9	3	2.9	77.0
14)	*Wentz, Phi.	98	55	56.1	620	6.33	3	3.1	2	2.0	76.9

WEEK 12 / THROUGH MONDAY, NOVEMBER 28, 2016**NFC / LEADING RUSHERS**

Rank	Player, Team	Att	Yards	Avg	Long	TD
1)	*Elliott, Dal.	243	1199	4.9	60t	11
2)	D. Johnson, Ariz	210	921	4.4	58t	10
3)	*Howard, Chi.	149	766	5.1	69	2
4)	Freeman, Atl.	161	729	4.5	48	5
5)	Ingram, N.O.	136	721	5.3	75t	3
6)	Gurley, L.A.	200	641	3.2	24t	4
7)	Hyde, S.F.	154	594	3.9	34	6
8)	Michael, Sea.-G.B.	118	473	4.0	41t	6
9t)	*Kelley, Was.	98	461	4.7	66	4
9t)	Stewart, Car.	127	461	3.6	47	7
11)	Jones, Was.	99	460	4.6	57	3
12)	Mathews, Phi.	102	427	4.2	30	7
13)	Hightower, N.O.	103	417	4.0	30	1
14)	Jennings, NY-G	115	395	3.4	25	2
15)	Rodgers, T.B.	88	393	4.5	45	1
16)	Kaepernick, S.F. (QB)	46	373	8.1	30	1
17)	Lacy, G.B.	71	360	5.1	31	0
18)	Riddick, Det.	88	355	4.0	42	1
19)	Sproles, Phi.	66	325	4.9	19	0
20)	McKinnon, Min.	106	316	3.0	25	1
21)	*Smallwood, Phi.	66	290	4.4	19	1
22)	Asiata, Min.	90	287	3.2	29	5
23)	A. Rodgers, G.B. (QB)	46	285	6.2	23	3
24)	Newton, Car. (QB)	65	274	4.2	28	5
25)	Martin, T.B.	88	268	3.0	17	1
26)	C. Thompson, Was.	55	259	4.7	20	1
27)	Coleman, Atl.	67	243	3.6	30t	6
28)	A. Morris, Dal.	60	220	3.7	17	2
29)	Whittaker, Car.	43	205	4.8	25	0
30)	*Barber, T.B.	48	198	4.1	44t	1
31)	*Prescott, Dal. (QB)	41	180	4.4	18	5
32t)	Gabbert, S.F. (QB)	39	172	4.4	24	2
32t)	*Prosise, Sea.	30	172	5.7	72t	1
34)	Wilson, Sea. (QB)	47	159	3.4	17	1
35)	Stafford, Det. (QB)	27	156	5.8	24	0
36t)	Montgomery, G.B. (WR)	29	147	5.1	30	0
36t)	*Perkins, NY-G	43	147	3.4	14	0
36t)	Vereen, NY-G	31	147	4.7	25	1
39)	Langford, Chi.	40	145	3.6	23	3
40)	Artis-Payne, Car.	36	144	4.0	14	2
41)	Starks, G.B.	57	141	2.5	11	0
42)	Forsett, Bal.-Det.	44	136	3.1	11	0
43)	Harris, S.F.	32	131	4.1	19	0
44)	*D. Washington, Det.	46	127	2.8	28	1
45)	Barner, Phi.	24	123	5.1	19	2
46)	Rawls, Sea.	45	120	2.7	18	0
47)	Sims, T.B.	41	116	2.8	23	1
48)	Carey, Chi.	28	115	4.1	24	0
49)	Darkwa, NY-G	30	111	3.7	17	2
50t)	Winston, T.B. (QB)	37	110	3.0	14	1
50t)	Zenner, Det.	37	110	3.0	19	1

NFC / THIRD-AND-ONE RUSHING LEADERS

Rank	Player, Team	Att	FD	Pct
1t)	Jones, Was.	6	6	100.0
1t)	Kuhn, N.O.	5	5	100.0
1t)	Hyde, S.F.	4	4	100.0
1t)	Freeman, Atl.	3	3	100.0
1t)	*Kelley, Was.	3	3	100.0
1t)	Lasike, Chi.	3	3	100.0
1t)	Stewart, Car.	3	3	100.0
8)	Newton, Car.	8	7	87.5
9)	Jennings, NY-G	6	5	83.3
10)	Gurley, L.A.	9	7	77.8
11t)	*Elliott, Dal.	12	9	75.0
11t)	D. Johnson, Ariz	8	6	75.0
11t)	A. Rodgers, G.B.	4	3	75.0
14)	Asiata, Min.	8	5	62.5
15)	Coleman, Atl.	5	3	60.0

WEEK 12 / THROUGH MONDAY, NOVEMBER 28, 2016**NFC / LEADERS IN RECEPTIONS**

Rank	Player, Team	Rec	Yards	Avg	Long	TD
1)	Fitzgerald, Ariz	78	802	10.3	32	5
2)	Evans, T.B.	73	1020	14.0	45t	10
3)	Diggs, Min.	67	747	11.1	46	2
4t)	J. Jones, Atl.	65	1140	17.5	75t	5
4t)	Beckham, NY-G	65	915	14.1	75t	8
4t)	*Thomas, N.O.	65	789	12.1	35	7
7t)	Baldwin, Sea.	61	767	12.6	59	5
7t)	Nelson, G.B.	61	754	12.4	58	9
9)	Reed, Was. (TE)	59	630	10.7	33	5
10t)	Olsen, Car. (TE)	58	790	13.6	78t	3
10t)	Adams, G.B.	58	776	13.4	50	8
10t)	Beasley, Dal.	58	647	11.2	47	5
13t)	Matthews, Phi.	57	686	12.0	54	3
13t)	Tate, Det.	57	617	10.8	61	2
15t)	Crowder, Was.	55	725	13.2	55t	6
15t)	D. Johnson, Ariz (RB)	55	613	11.1	58	3
17t)	Britt, L.A.	54	788	14.6	47	4
17t)	Cobb, G.B.	54	558	10.3	47	3
19t)	Garcon, Was.	52	636	12.2	70t	2
19t)	Witten, Dal. (TE)	52	553	10.6	35	2
21t)	Cooks, N.O.	51	736	14.4	98t	6
21t)	Graham, Sea. (TE)	51	706	13.8	40	4
21t)	Snead, N.O.	51	593	11.6	49	4
24t)	Benjamin, Car.	48	736	15.3	50	5
24t)	Rudolph, Min. (TE)	48	468	9.8	22	5
24t)	Boldin, Det.	48	392	8.2	29	6
24t)	Riddick, Det. (RB)	48	356	7.4	23	4
28t)	Sanu, Atl.	47	495	10.5	59	3
28t)	Miller, Chi. (TE)	47	486	10.3	34	4
30)	Thielen, Min.	45	571	12.7	36t	3
31t)	*Shepard, NY-G	44	476	10.8	32t	5
31t)	Austin, L.A.	44	401	9.1	43t	3
33t)	M. Jones, Det.	42	730	17.4	73t	4
33t)	Kerley, S.F.	42	448	10.7	33t	3
35t)	Brate, T.B. (TE)	41	442	10.8	38	5
35t)	Kendricks, L.A. (TE)	41	420	10.2	44	2
37t)	Jeffery, Chi.	40	630	15.8	54	1
37t)	Humphries, T.B.	40	448	11.2	42	1
39t)	Sproles, Phi. (RB)	39	352	9.0	73t	1
39t)	Patterson, Min.	39	324	8.3	30	2
41t)	D. Jackson, Was.	38	585	15.4	67t	3
41t)	Ertz, Phi. (TE)	38	373	9.8	30	1
43)	Fleener, N.O. (TE)	37	461	12.5	50t	3
44t)	Ginn, Car.	36	489	13.6	88t	2
44t)	C. Thompson, Was. (RB)	36	248	6.9	38	1
46t)	Ebron, Det. (TE)	35	451	12.9	61	1
46t)	Meredith, Chi.	35	449	12.8	50t	2
48t)	Bryant, Dal.	33	550	16.7	53	5
48t)	Royal, Chi.	33	369	11.2	64	2
48t)	Freeman, Atl. (RB)	33	269	8.2	27	2

WEEK 12 / THROUGH MONDAY, NOVEMBER 28, 2016**NFC / RECEIVING YARDAGE LEADERS**

Rank	Player, Team	Yards	Rec	Avg	Long	TD
1)	J. Jones, Atl.	1140	65	17.5	75t	5
2)	Evans, T.B.	1020	73	14.0	45t	10
3)	Beckham, NY-G	915	65	14.1	75t	8
4)	Fitzgerald, Ariz	802	78	10.3	32	5
5)	Olsen, Car. (TE)	790	58	13.6	78t	3
6)	*Thomas, N.O.	789	65	12.1	35	7
7)	Britt, L.A.	788	54	14.6	47	4
8)	Adams, G.B.	776	58	13.4	50	8
9)	Baldwin, Sea.	767	61	12.6	59	5
10)	Nelson, G.B.	754	61	12.4	58	9
11)	Diggs, Min.	747	67	11.1	46	2
12t)	Benjamin, Car.	736	48	15.3	50	5
12t)	Cooks, N.O.	736	51	14.4	98t	6
14)	M. Jones, Det.	730	42	17.4	73t	4
15)	Crowder, Was.	725	55	13.2	55t	6
16)	Graham, Sea. (TE)	706	51	13.8	40	4
17)	Matthews, Phi.	686	57	12.0	54	3
18)	Beasley, Dal.	647	58	11.2	47	5
19)	Garcon, Was.	636	52	12.2	70t	2
20t)	Jeffery, Chi.	630	40	15.8	54	1
20t)	Reed, Was. (TE)	630	59	10.7	33	5
22)	Tate, Det.	617	57	10.8	61	2
23)	D. Johnson, Ariz (RB)	613	55	11.1	58	3
24)	Snead, N.O.	593	51	11.6	49	4
25)	D. Jackson, Was.	585	38	15.4	67t	3
26)	Thielen, Min.	571	45	12.7	36t	3
27)	Cobb, G.B.	558	54	10.3	47	3
28)	Witten, Dal. (TE)	553	52	10.6	35	2
29)	Bryant, Dal.	550	33	16.7	53	5
30)	Sanu, Atl.	495	47	10.5	59	3
31)	Ginn, Car.	489	36	13.6	88t	2
32)	Miller, Chi. (TE)	486	47	10.3	34	4
33)	*Shepard, NY-G	476	44	10.8	32t	5
34)	Rudolph, Min. (TE)	468	48	9.8	22	5
35)	Cruz, NY-G	462	27	17.1	48	1
36)	Fleener, N.O. (TE)	461	37	12.5	50t	3
37)	Ebron, Det. (TE)	451	35	12.9	61	1
38)	Davis, Was. (TE)	450	31	14.5	44	2
39)	Meredith, Chi.	449	35	12.8	50t	2
40t)	Humphries, T.B.	448	40	11.2	42	1
40t)	Kerley, S.F.	448	42	10.7	33t	3
42)	Quick, L.A.	445	30	14.8	65t	3
43)	Brate, T.B. (TE)	442	41	10.8	38	5
44)	Kendricks, L.A. (TE)	420	41	10.2	44	2
45)	Floyd, Ariz	410	28	14.6	39	3
46)	Austin, L.A.	401	44	9.1	43t	3
47)	Jo. Brown, Ariz	399	31	12.9	29	1
48)	Boldin, Det.	392	48	8.2	29	6
49)	McDonald, S.F. (TE)	382	22	17.4	75t	4
50)	Williams, Dal.	381	27	14.1	47	2

WEEK 12 / THROUGH MONDAY, NOVEMBER 28, 2016**NFC / THIRD-DOWN RECEIVING LEADERS**

Rank	Player, Team	Rec	Yards	Avg	Long	TD
1)	Evans, T.B.	22	331	15.0	39	3
2t)	Reed, Was. (TE)	21	279	13.3	33	1
2t)	Cobb, G.B.	21	273	13.0	47	1
4t)	Beasley, Dal.	20	219	11.0	29	2
4t)	Britt, L.A.	20	205	10.3	34	1
6t)	Crowder, Was.	19	311	16.4	55t	3
6t)	Snead, N.O.	19	194	10.2	23	0
6t)	D. Johnson, Ariz (RB)	19	189	9.9	24	2
9)	Rudolph, Min. (TE)	18	154	8.6	22	3
10t)	Thielen, Min.	17	253	14.9	29	2
10t)	Tate, Det.	17	225	13.2	61	1
10t)	Olsen, Car. (TE)	17	183	10.8	34	2
10t)	Boldin, Det.	17	161	9.5	29	1
10t)	Fitzgerald, Ariz	17	148	8.7	19	0
15t)	Baldwin, Sea.	16	264	16.5	59	2
15t)	Matthews, Phi.	16	223	13.9	54	1
15t)	Royal, Chi.	16	204	12.8	64	0
18t)	Nelson, G.B.	15	225	15.0	39	4
18t)	Brate, T.B. (TE)	15	168	11.2	20	1
20t)	Benjamin, Car.	14	261	18.6	44t	1
20t)	*Shepard, NY-G	14	179	12.8	32	2
20t)	Sanu, Atl.	14	158	11.3	22	0
20t)	Beckham, NY-G	14	155	11.1	26	1
20t)	Diggs, Min.	14	154	11.0	33	0
20t)	Austin, L.A.	14	138	9.9	43t	3
26)	Witten, Dal. (TE)	13	128	9.8	31	0
27t)	Graham, Sea. (TE)	12	200	16.7	40	1
27t)	*Thomas, N.O.	12	162	13.5	35	1
27t)	Sproles, Phi. (RB)	12	123	10.3	73t	1
30t)	Quick, L.A.	11	194	17.6	65t	2
30t)	Adams, G.B.	11	163	14.8	38	3
30t)	Humphries, T.B.	11	146	13.3	29	0
30t)	Kerley, S.F.	11	105	9.5	33t	2
30t)	C. Thompson, Was. (RB)	11	85	7.7	38	0
30t)	Riddick, Det. (RB)	11	74	6.7	12	0
36t)	Garcon, Was.	10	110	11.0	27	0
36t)	Asiata, Min. (RB)	10	86	8.6	23	0
36t)	Ertz, Phi. (TE)	10	85	8.5	21	0
39t)	Ebron, Det. (TE)	9	184	20.4	61	1
39t)	Bryant, Dal.	9	179	19.9	50t	2
39t)	J. Jones, Atl.	9	156	17.3	53	0
39t)	Cruz, NY-G	9	146	16.2	40	1
39t)	Meredith, Chi.	9	91	10.1	18	0
39t)	Patterson, Min.	9	86	9.6	30	0
45t)	Cooks, N.O.	8	165	20.6	87t	2
45t)	M. Jones, Det.	8	139	17.4	47	0
45t)	D. Jackson, Was.	8	122	15.3	67t	2
45t)	Miller, Chi. (TE)	8	105	13.1	34	1
45t)	Jo. Brown, Ariz	8	101	12.6	20	1
45t)	Kendricks, L.A. (TE)	8	85	10.6	24	0
45t)	Starks, G.B. (RB)	8	75	9.4	31t	1
45t)	Tamme, Atl. (TE)	8	58	7.3	17t	2
45t)	Cunningham, L.A. (RB)	8	49	6.1	12	0

WEEK 12 / THROUGH MONDAY, NOVEMBER 28, 2016**NFC / LEADING SCORERS, NONKICKERS**

Rank	Player, Team	TD	Rush	Rec	Ret	X2	Pts
1)	D. Johnson, Ariz (RB)	13	10	3	0	0	78
2)	*Elliott, Dal. (RB)	12	11	1	0	0	72
3)	Evans, T.B. (WR)	10	0	10	0	1	62
4)	Nelson, G.B. (WR)	9	0	9	0	0	54
5)	Mathews, Phi. (RB)	8	7	1	0	1	50
6t)	Adams, G.B. (WR)	8	0	8	0	0	48
6t)	Beckham, NY-G (WR)	8	0	8	0	0	48
8t)	Hyde, S.F. (RB)	7	6	1	0	1	44
8t)	Ingram, N.O. (RB)	7	3	4	0	1	44
10t)	Coleman, Atl. (RB)	7	6	1	0	0	42
10t)	Crowder, Was. (WR)	7	0	6	1	0	42
10t)	Freeman, Atl. (RB)	7	5	2	0	0	42
10t)	Michael, Sea.-G.B. (RB)	7	6	1	0	0	42
10t)	Stewart, Car. (RB)	7	7	0	0	0	42
10t)	*Thomas, N.O. (WR)	7	0	7	0	0	42
16t)	Boldin, Det. (WR)	6	0	6	0	0	36
16t)	Cooks, N.O. (WR)	6	0	6	0	0	36
18)	Newton, Car. (QB)	5	5	0	0	1	32
19t)	Asiata, Min. (RB)	5	5	0	0	0	30
19t)	Baldwin, Sea. (WR)	5	0	5	0	0	30
19t)	Beasley, Dal. (WR)	5	0	5	0	0	30
19t)	Benjamin, Car. (WR)	5	0	5	0	0	30
19t)	Brate, T.B. (TE)	5	0	5	0	0	30
19t)	Bryant, Dal. (WR)	5	0	5	0	0	30
19t)	Fitzgerald, Ariz (WR)	5	0	5	0	0	30
19t)	Gabriel, Atl. (WR)	5	1	4	0	0	30
19t)	J. Jones, Atl. (WR)	5	0	5	0	0	30
19t)	*Kelley, Was. (RB)	5	4	1	0	0	30
19t)	*Prescott, Dal. (QB)	5	5	0	0	0	30
19t)	Reed, Was. (TE)	5	0	5	0	0	30
19t)	Riddick, Det. (RB)	5	1	4	0	0	30
19t)	Rudolph, Min. (TE)	5	0	5	0	0	30
19t)	*Shepard, NY-G (WR)	5	0	5	0	0	30
34t)	Britt, L.A. (WR)	4	0	4	0	0	24
34t)	Fleener, N.O. (TE)	4	1	3	0	0	24
34t)	Graham, Sea. (TE)	4	0	4	0	0	24
34t)	Gurley, L.A. (RB)	4	4	0	0	0	24
34t)	M. Jones, Det. (WR)	4	0	4	0	0	24
34t)	Kuhn, N.O. (RB)	4	3	1	0	0	24
34t)	McDonald, S.F. (TE)	4	0	4	0	0	24
34t)	Miller, Chi. (TE)	4	0	4	0	0	24
34t)	Snead, N.O. (WR)	4	0	4	0	0	24
43t)	Funchess, Car. (WR)	3	0	3	0	1	20
43t)	Olsen, Car. (TE)	3	0	3	0	1	20
43t)	A. Rodgers, G.B. (QB)	3	3	0	0	1	20
43t)	Sanu, Atl. (WR)	3	0	3	0	1	20
47t)	Austin, L.A. (WR)	3	0	3	0	0	18
47t)	Cobb, G.B. (WR)	3	0	3	0	0	18
47t)	Coleman, N.O. (WR)	3	0	3	0	0	18
47t)	Draughn, S.F. (RB)	3	1	2	0	0	18
47t)	Floyd, Ariz (WR)	3	0	3	0	0	18
47t)	*Howard, Chi. (RB)	3	2	1	0	0	18
47t)	D. Jackson, Was. (WR)	3	0	3	0	0	18
47t)	Jones, Was. (RB)	3	3	0	0	0	18
47t)	Kerley, S.F. (WR)	3	0	3	0	0	18
47t)	Langford, Chi. (RB)	3	3	0	0	0	18
47t)	Mathews, Phi. (WR)	3	0	3	0	0	18
47t)	Patterson, Min. (WR)	3	0	2	1	0	18
47t)	Quick, L.A. (WR)	3	0	3	0	0	18
47t)	Roberts, Det. (WR)	3	0	1	2	0	18
47t)	Royal, Chi. (WR)	3	0	2	1	0	18
47t)	Smith, S.F. (WR)	3	0	3	0	0	18
47t)	Tamme, Atl. (TE)	3	0	3	0	0	18
47t)	Thielen, Min. (WR)	3	0	3	0	0	18

WEEK 12 / THROUGH MONDAY, NOVEMBER 28, 2016**NFC / LEADING SCORERS, KICKERS**

Rank	Player, Team	PAT	FG	Pct	Long	Pts
1)	Bryant, Atl.	36/37	24/26	.923	53	108
2)	Hopkins, Was.	25/27	25/31	.806	50	100
3)	Sturgis, Phi.	21/22	25/29	.862	55	96
4)	Bailey, Dal.	34/34	20/22	.909	56	94
5t)	Crosby, G.B.	26/28	20/23	.870	46	86
5t)	*Lutz, N.O.	38/39	16/22	.727	57	86
7)	Prater, Det.	22/24	21/24	.875	58	85
8)	Hauschka, Sea.	18/22	22/25	.880	53	84
9)	Gano, Car.	24/27	18/22	.818	54	78
10)	Dawson, S.F.	25/25	15/16	.938	53	70
11)	Catanzaro, Ariz	25/26	14/17	.824	60	67
12)	Zuerlein, L.A.	17/17	15/18	.833	54	62
13)	*Aguayo, T.B.	22/24	13/19	.684	43	61
14)	Barth, Chi.	19/20	13/17	.765	54	58
15)	Walsh, Min.	15/19	12/16	.750	50	51
16)	J. Brown, NY-G	9/ 9	11/12	.917	48	42
17)	Gould, NY-G	13/16	2/ 2	1.000	46	19
18)	Forbath, Min.	4/ 5	3/ 3	1.000	30	13
19)	Bullock, NY-G	2/ 3	0/ 0	---	--	2

NFC / TOUCHBACKS ON KICKOFFS

Rank	Player, Team	TB
1)	Bosher, Atl.	48
2)	Hopkins, Was.	47
3)	Bailey, Dal.	46
4)	Gano, Car.	44
5)	Hauschka, Sea.	42
6)	Sturgis, Phi.	38
7)	Martin, Det.	37
8t)	Catanzaro, Ariz	35
8t)	*Lutz, N.O.	35
10t)	*Aguayo, T.B.	34
10t)	Crosby, G.B.	34
12)	Zuerlein, L.A.	28
13)	Walsh, Min.	19
14)	Barth, Chi.	18
15)	Pinion, S.F.	16
16)	J. Brown, NY-G	15
17)	Gould, NY-G	8
18t)	Forbath, Min.	7
18t)	*Wile, Atl.	7
20t)	Bullock, NY-G	3
20t)	Dawson, S.F.	3

WEEK 12 / THROUGH MONDAY, NOVEMBER 28, 2016**NFC / MOST YARDS FROM SCRIMMAGE**

Rank	Player, Team	Total			Rushing			Receiving		
		Yards	Att+Rec	Avg	Yards	Att	Avg	Yards	Rec	Avg
1)	D. Johnson, Ariz (RB)	1534	265	5.8	921	210	4.4	613	55	11.1
2)	*Elliott, Dal. (RB)	1502	267	5.6	1199	243	4.9	303	24	12.6
3)	J. Jones, Atl. (WR)	1140	65	17.5	0	0	---	1140	65	17.5
4)	Evans, T.B. (WR)	1020	73	14.0	0	0	---	1020	73	14.0
5)	*Howard, Chi. (RB)	1008	171	5.9	766	149	5.1	242	22	11.0
6)	Freeman, Atl. (RB)	998	194	5.1	729	161	4.5	269	33	8.2
7)	Ingram, N.O. (RB)	969	166	5.8	721	136	5.3	248	30	8.3
8)	Beckham, NY-G (WR)	915	65	14.1	0	0	---	915	65	14.1
9)	Gurley, L.A. (RB)	882	230	3.8	641	200	3.2	241	30	8.0
10)	Fitzgerald, Ariz (WR)	807	80	10.1	5	2	2.5	802	78	10.3
11)	Olsen, Car. (TE)	790	58	13.6	0	0	---	790	58	13.6
12)	*Thomas, N.O. (WR)	789	65	12.1	0	0	---	789	65	12.1
13)	Britt, L.A. (WR)	788	54	14.6	0	0	---	788	54	14.6
14)	Adams, G.B. (WR)	776	58	13.4	0	0	---	776	58	13.4
15)	Baldwin, Sea. (WR)	763	62	12.3	-4	1	-4.0	767	61	12.6
16)	Cooks, N.O. (WR)	762	56	13.6	26	5	5.2	736	51	14.4
17)	Diggs, Min. (WR)	757	70	10.8	10	3	3.3	747	67	11.1
18)	Nelson, G.B. (WR)	754	61	12.4	0	0	---	754	61	12.4
19)	Benjamin, Car. (WR)	736	48	15.3	0	0	---	736	48	15.3
20)	M. Jones, Det. (WR)	733	43	17.0	3	1	3.0	730	42	17.4
21)	Crowder, Was. (WR)	723	57	12.7	-2	2	-1.0	725	55	13.2
22)	Hyde, S.F. (RB)	714	175	4.1	594	154	3.9	120	21	5.7
23)	Riddick, Det. (RB)	711	136	5.2	355	88	4.0	356	48	7.4
24)	Graham, Sea. (TE)	706	51	13.8	0	0	---	706	51	13.8
25)	Matthews, Phi. (WR)	686	57	12.0	0	0	---	686	57	12.0
26)	Sproles, Phi. (RB)	677	105	6.4	325	66	4.9	352	39	9.0
27)	Beasley, Dal. (WR)	654	59	11.1	7	1	7.0	647	58	11.2
28)	Garcon, Was. (WR)	636	52	12.2	0	0	---	636	52	12.2
29t)	Jeffery, Chi. (WR)	630	40	15.8	0	0	---	630	40	15.8
29t)	Reed, Was. (TE)	630	59	10.7	0	0	---	630	59	10.7
31)	Tate, Det. (WR)	615	65	9.5	-2	8	-0.3	617	57	10.8
32)	Snead, N.O. (WR)	593	51	11.6	0	0	---	593	51	11.6
33)	Cobb, G.B. (WR)	591	64	9.2	33	10	3.3	558	54	10.3
34)	D. Jackson, Was. (WR)	585	38	15.4	0	0	---	585	38	15.4
35)	Hightower, N.O. (RB)	583	119	4.9	417	103	4.0	166	16	10.4
36)	Thielen, Min. (WR)	582	46	12.7	11	1	11.0	571	45	12.7
37)	Coleman, Atl. (RB)	577	88	6.6	243	67	3.6	334	21	15.9
38)	Michael, Sea.-G.B. (RB)	569	138	4.1	473	118	4.0	96	20	4.8
39)	Witten, Dal. (TE)	553	52	10.6	0	0	---	553	52	10.6
40)	Ginn, Car. (WR)	552	45	12.3	63	9	7.0	489	36	13.6
41)	Bryant, Dal. (WR)	550	33	16.7	0	0	---	550	33	16.7
42)	Jennings, NY-G (RB)	538	137	3.9	395	115	3.4	143	22	6.5
43)	Jones, Was. (RB)	533	107	5.0	460	99	4.6	73	8	9.1
44)	Mathews, Phi. (RB)	521	113	4.6	427	102	4.2	94	11	8.5
45)	C. Thompson, Was. (RB)	507	91	5.6	259	55	4.7	248	36	6.9
46)	Stewart, Car. (RB)	501	131	3.8	461	127	3.6	40	4	10.0
47)	Sanu, Atl. (WR)	500	48	10.4	5	1	5.0	495	47	10.5
48)	*Shepard, NY-G (WR)	498	45	11.1	22	1	22.0	476	44	10.8
49)	Austin, L.A. (WR)	492	63	7.8	91	19	4.8	401	44	9.1
50)	Miller, Chi. (TE)	486	47	10.3	0	0	---	486	47	10.3

WEEK 12 / THROUGH MONDAY, NOVEMBER 28, 2016**NFC / LEADERS IN FIRST DOWNS**

Rank	Player, Team	Rush	Rec	Tot
1)	*Elliott, Dal. (RB)	71	9	80
2)	D. Johnson, Ariz (RB)	48	30	78
3)	Evans, T.B. (WR)	0	62	62
4)	Freeman, Atl. (RB)	42	13	55
5)	*Howard, Chi. (RB)	40	10	50
6)	J. Jones, Atl. (WR)	0	49	49
7)	Fitzgerald, Ariz (WR)	0	46	46
8t)	Gurley, L.A. (RB)	34	11	45
8t)	Ingram, N.O. (RB)	30	15	45
10)	*Thomas, N.O. (WR)	0	43	43
11)	Beckham, NY-G (WR)	0	42	42
12)	Olsen, Car. (TE)	0	41	41
13t)	Diggs, Min. (WR)	1	39	40
13t)	Nelson, G.B. (WR)	0	40	40
15)	Beasley, Dal. (WR)	0	39	39
16t)	Cobb, G.B. (WR)	4	34	38
16t)	Reed, Was. (TE)	0	38	38
18t)	Baldwin, Sea. (WR)	0	37	37
18t)	Benjamin, Car. (WR)	0	37	37
18t)	Britt, L.A. (WR)	0	37	37
21)	Riddick, Det. (RB)	18	18	36
22t)	Adams, G.B. (WR)	0	35	35
22t)	Graham, Sea. (TE)	0	35	35
22t)	Hyde, S.F. (RB)	30	5	35
22t)	Snead, N.O. (WR)	0	35	35
26t)	Garcon, Was. (WR)	0	34	34
26t)	Hightower, N.O. (RB)	24	10	34
28)	M. Jones, Det. (WR)	0	33	33
29t)	Jones, Was. (RB)	28	4	32
29t)	Matthews, Phi. (WR)	0	32	32
31t)	Cooks, N.O. (WR)	1	30	31
31t)	Jeffery, Chi. (WR)	0	31	31
31t)	Sproles, Phi. (RB)	17	14	31
34t)	Crowder, Was. (WR)	1	29	30
34t)	Michael, Sea.-G.B. (RB)	27	3	30
34t)	Stewart, Car. (RB)	29	1	30
37t)	Mathews, Phi. (RB)	24	5	29
37t)	Thielen, Min. (WR)	1	28	29
39t)	Boldin, Det. (WR)	0	28	28
39t)	Miller, Chi. (TE)	0	28	28
39t)	Rudolph, Min. (TE)	0	28	28
39t)	*Shepard, NY-G (WR)	1	27	28
39t)	Tate, Det. (WR)	1	27	28
39t)	Witten, Dal. (TE)	0	28	28
45t)	Brate, T.B. (TE)	0	27	27
45t)	Jennings, NY-G (RB)	21	6	27
45t)	Kerley, S.F. (WR)	0	27	27
48t)	Asiata, Min. (RB)	20	6	26
48t)	Bryant, Dal. (WR)	0	26	26
48t)	C. Thompson, Was. (RB)	13	13	26

WEEK 12 / THROUGH MONDAY, NOVEMBER 28, 2016**NFC / LEADING PUNTERS**

Rank	Player, Team	No	Yards	Lg	Avg	TB	Blk	Dwn	OB	Opp Ret	In Yds	Net 20	Avg
1)	Lee, Car.	36	1769	76	49.1	4	0	7	1	17	236	18	40.4
2)	Morstead, N.O.	41	2006	66	48.9	5	0	5	4	21	159	17	42.6
3)	Martin, Det.	44	2152	63	48.9	1	0	3	3	24	133	16	45.4
4)	Wing, NY-G	62	2925	63	47.2	6	0	12	8	25	276	19	40.8
5)	Hekker, L.A.	64	2989	78	46.7	1	0	8	7	21	94	35	44.9
6)	C. Jones, Dal.	33	1534	63	46.5	4	0	3	4	13	148	14	39.6
7)	Ryan, Sea.	55	2513	62	45.7	3	1	10	3	24	195	20	40.3
8)	Anger, T.B.	52	2369	59	45.6	4	0	5	3	20	110	25	41.9
9)	D. Jones, Phi.	47	2133	72	45.4	6	0	9	4	15	159	14	39.4
10t)	Pinion, S.F.	64	2876	65	44.9	3	0	7	1	30	282	17	39.6
10t)	Schum, G.B.	32	1438	65	44.9	2	0	4	6	11	98	8	40.6
12)	Locke, Min.	56	2493	72	44.5	3	0	12	1	17	134	28	41.1
13)	O'Donnell, Chi.	52	2291	67	44.1	2	0	3	4	17	203	18	39.4
14)	Way, Was.	29	1262	61	43.5	4	0	3	4	13	96	11	37.4
15)	Quigley, Ariz	34	1416	55	41.6	2	1	5	1	8	75	13	37.2

NFC / LEADING PUNTERS, NET AVERAGE

Rank	Player, Team	No	Yards	Lg	Avg	TB	Blk	Dwn	OB	Opp Ret	In Yds	Net 20	Avg
1)	Martin, Det.	44	2152	63	48.9	1	0	3	3	24	133	16	45.4
2)	Hekker, L.A.	64	2989	78	46.7	1	0	8	7	21	94	35	44.9
3)	Morstead, N.O.	41	2006	66	48.9	5	0	5	4	21	159	17	42.6
4)	Anger, T.B.	52	2369	59	45.6	4	0	5	3	20	110	25	41.9
5)	Locke, Min.	56	2493	72	44.5	3	0	12	1	17	134	28	41.1
6)	Wing, NY-G	62	2925	63	47.2	6	0	12	8	25	276	19	40.8
7)	Schum, G.B.	32	1438	65	44.9	2	0	4	6	11	98	8	40.6
8)	Lee, Car.	36	1769	76	49.1	4	0	7	1	17	236	18	40.4
9)	Ryan, Sea.	55	2513	62	45.7	3	1	10	3	24	195	20	40.3
10)	Pinion, S.F.	64	2876	65	44.9	3	0	7	1	30	282	17	39.6
11)	C. Jones, Dal.	33	1534	63	46.5	4	0	3	4	13	148	14	39.6
12)	D. Jones, Phi.	47	2133	72	45.4	6	0	9	4	15	159	14	39.4
13)	O'Donnell, Chi.	52	2291	67	44.1	2	0	3	4	17	203	18	39.4
14)	Way, Was.	29	1262	61	43.5	4	0	3	4	13	96	11	37.4
15)	Quigley, Ariz	34	1416	55	41.6	2	1	5	1	8	75	13	37.2

WEEK 12 / THROUGH MONDAY, NOVEMBER 28, 2016**NFC / PUNT RETURN LEADERS**

Rank	Player, Team	Ret	FC	Yards	Avg	Long	TD
1)	Crowder, Was.	15	11	244	16.3	85t	1
2)	Roberts, Det.	14	13	205	14.6	85t	2
3)	Sproles, Phi.	15	11	212	14.1	66	0
4)	Sherels, Min.	17	10	227	13.4	79t	2
5)	Weems, Atl.	17	12	182	10.7	73	0
6)	Humphries, T.B.	19	18	199	10.5	25	0
7)	Whitehead, Dal.	17	4	166	9.8	39	0
8)	Lockett, Sea.	22	15	208	9.5	62	0
9)	Austin, L.A.	29	14	260	9.0	47	0
10)	Royal, Chi.	19	15	166	8.7	65t	1
11)	Kerley, S.F.	16	22	131	8.2	26	0
12)	Jo. Brown, Ariz	17	11	119	7.0	32	0
13)	Harris, NY-G	16	8	102	6.4	17	0
14)	Ginn, Car.	20	19	113	5.7	16	0

NFC / KICKOFF RETURN LEADERS

Rank	Player, Team	Ret	Yards	Avg	Long	TD
1)	Patterson, Min.	16	500	31.3	104t	1
2)	Cunningham, L.A.	18	507	28.2	61	0
3)	Harris, NY-G	16	410	25.6	46	0
4)	Lockett, Sea.	14	348	24.9	43	0
5)	Weems, Atl.	16	374	23.4	42	0
6)	Roberts, Det.	22	481	21.9	42	0
7)	Thompson, Chi.	23	491	21.3	40	0
8)	Ginn, Car.	16	335	20.9	59	0

WEEK 12 / THROUGH MONDAY, NOVEMBER 28, 2016**NFC / LEADERS IN INTERCEPTIONS**

Rank	Player, Team	Int	Yards	Avg	Long	TD
1)	Collins, NY-G	5	72	14.4	44t	1
2t)	Rhodes, Min.	4	129	32.3	100t	1
2t)	Sherman, Sea.	4	37	9.3	31	0
4t)	Cooper, Ariz	3	95	31.7	60t	1
4t)	Davis, Car.	3	35	11.7	31	0
4t)	Clinton-Dix, G.B.	3	32	10.7	20	0
4t)	Swearinger, Ariz	3	13	4.3	12	0
4t)	McLeod, Phi.	3	5	1.7	5	0
9t)	*D. Jones, Atl.	2	132	66.0	90t	1
9t)	Conte, T.B.	2	73	36.5	53	1
9t)	Bush, Det.	2	39	19.5	39t	1
9t)	Alford, Atl.	2	34	17.0	30t	1
9t)	McDougald, T.B.	2	32	16.0	32	0
9t)	Vaccaro, N.O.	2	30	15.0	30	0
9t)	Porter, Chi.	2	28	14.0	25	0
9t)	Hodges, S.F.	2	27	13.5	21	0
9t)	Jenkins, NY-G	2	26	13.0	23	0
9t)	Peterson, Ariz	2	25	12.5	25	0
9t)	Slay, Det.	2	24	12.0	13	0
9t)	Coleman, Car.	2	20	10.0	12	1
9t)	Sendejo, Min.	2	18	9.0	16	0
9t)	Church, Dal.	2	14	7.0	14	0
9t)	Barron, L.A.	2	8	4.0	7	0
9t)	Moore, N.O.	2	8	4.0	8	0
9t)	Chancellor, Sea.	2	5	2.5	5	0
9t)	Thomas, Sea.	2	5	2.5	5	0
9t)	Waynes, Min.	2	4	2.0	4	0
9t)	Hicks, Phi.	2	3	1.5	3	0
9t)	Grimes, T.B.	2	1	0.5	1	0
9t)	Rodgers-Cromarti, NY-G	2	0	0.0	0	0

WEEK 12 / THROUGH MONDAY, NOVEMBER 28, 2016**NFC / LEADERS IN SACKS**

Rank	Player, Team	Sacks
1)	Avril, Sea. (DE)	10.0
2)	Beasley, Atl. (LB)	9.5
3)	Kerrigan, Was. (LB)	9.0
4t)	Jones, Ariz (LB)	8.0
4t)	Perry, G.B. (LB)	8.0
6t)	Clark, Sea. (DE)	7.5
6t)	Hunter, Min. (DE)	7.5
8t)	M. Golden, Ariz (LB)	7.0
8t)	Hyder, Det. (DE)	7.0
8t)	Murphy, Was. (DE)	7.0
8t)	Pierre-Paul, NY-G (DE)	7.0
12t)	Addison, Car. (DE)	6.5
12t)	Young, Chi. (LB)	6.5
14t)	Donald, L.A. (DT)	6.0
14t)	Griffen, Min. (DE)	6.0
14t)	McCoy, T.B. (DT)	6.0
17t)	Peppers, G.B. (LB)	5.5
17t)	*N. Spence, T.B. (DE)	5.5
17t)	Vernon, NY-G (DE)	5.5
20t)	*Floyd, Chi. (LB)	5.0
20t)	Graham, Phi. (DE)	5.0
20t)	Jordan, N.O. (DE)	5.0
20t)	Robison, Min. (DE)	5.0
24t)	Clayborn, Atl. (DE)	4.5
24t)	Fairley, N.O. (DT)	4.5
26t)	Barwin, Phi. (DE)	4.0
26t)	Brooks, S.F. (LB)	4.0
26t)	Cox, Phi. (DT)	4.0
26t)	Hicks, Chi. (DE)	4.0
26t)	Lotulelei, Car. (DT)	4.0
26t)	Matthews, G.B. (LB)	4.0
26t)	Quinn, L.A. (DE)	4.0
33t)	Ayers, T.B. (DE)	3.5
33t)	T. Crawford, Dal. (DE)	3.5
33t)	P. Smith, Was. (LB)	3.5
33t)	Taylor, Det. (DE)	3.5
37t)	Alexander, T.B. (LB)	3.0
37t)	Baker, Was. (DE)	3.0
37t)	Bennett, Sea. (DE)	3.0
37t)	Bryant, Cle.-Det. (LB)	3.0
37t)	*Buckner, S.F. (DE)	3.0
37t)	Burnett, G.B. (DB)	3.0
37t)	Campbell, Ariz (DE)	3.0
37t)	Collins, NY-G (DB)	3.0
37t)	Daniels, G.B. (DE)	3.0
37t)	Ellerbe, N.O. (LB)	3.0
37t)	Freeney, Atl. (DE)	3.0
37t)	Hankins, NY-G (DT)	3.0
37t)	C. Johnson, Car. (DE)	3.0
37t)	Joseph, Min. (DT)	3.0
37t)	Short, Car. (DT)	3.0
37t)	Wright, Sea. (LB)	3.0

WEEK 12 / THROUGH MONDAY, NOVEMBER 28, 2016**NFC / FUMBLE RECOVERIES**

Rank	Player, Team	TotRec	OffRec	DefRec
1)	*Wentz, Phi.	6	6	0
2t)	Cousins, Was.	5	5	0
2t)	Palmer, Ariz	5	5	0
4t)	Keenum, L.A.	3	3	0
4t)	Keo, Den.-N.O.	3	1	2
4t)	*Prescott, Dal.	3	3	0
4t)	Sproles, Phi.	3	3	0
4t)	Watford, Ariz	3	3	0
4t)	Wilson, Sea.	3	3	0
4t)	Winston, T.B.	3	3	0
11t)	*Buckner, S.F.	2	0	2
11t)	Cobb, G.B.	2	1	1
11t)	Compton, Was.	2	0	2
11t)	T. Crawford, Dal.	2	0	2
11t)	Cunningham, L.A.	2	2	0
11t)	Cutler, Chi.	2	2	0
11t)	Davis, Car.	2	0	2
11t)	*Garnett, S.F.	2	2	0
11t)	Glowinski, Sea.	2	2	0
11t)	Thompson, Car.	2	0	2
11t)	*Howard, Chi.	2	2	0
11t)	Hoyer, Chi.	2	2	0
11t)	Humphries, T.B.	2	2	0
11t)	Jefferson, Ariz	2	0	2
11t)	Jones, Ariz	2	0	2
11t)	Jones, Was.	2	2	0
11t)	Kaepernick, S.F.	2	2	0
11t)	Kruger, N.O.	2	0	2
11t)	McCoy, T.B.	2	0	2
11t)	*Poole, Atl.	2	0	2
11t)	Ryan, Sea.	2	2	0
11t)	Ryan, Atl.	2	2	0
11t)	Sendejo, Min.	2	0	2
11t)	H. Smith, Min.	2	1	1
11t)	Stupar, N.O.	2	0	2
11t)	Thielen, Min.	2	2	0
11t)	*Thomas, N.O.	2	2	0
11t)	Whitehead, Dal.	2	2	0
11t)	Wilson, Det.	2	1	1

NFC / OFFENSIVE FUMBLE RECOVERIES

Rank	Player, Team	Ret	Yards	Avg	Long	TD
1)	*Wentz, Phi.	6	0	0.0	0	0
2t)	Cousins, Was.	5	0	0.0	0	0
2t)	Palmer, Ariz	5	0	0.0	0	0
4t)	Keenum, L.A.	3	0	0.0	0	0
4t)	*Prescott, Dal.	3	0	0.0	0	0
4t)	Sproles, Phi.	3	0	0.0	0	0
4t)	Watford, Ariz	3	0	0.0	0	0
4t)	Wilson, Sea.	3	0	0.0	0	0
4t)	Winston, T.B.	3	0	0.0	0	0
10t)	*Thomas, N.O.	2	10	5.0	10	0
10t)	Cunningham, L.A.	2	0	0.0	0	0
10t)	Cutler, Chi.	2	0	0.0	0	0
10t)	*Garnett, S.F.	2	0	0.0	0	0
10t)	Glowinski, Sea.	2	0	0.0	0	0
10t)	*Howard, Chi.	2	0	0.0	0	0
10t)	Hoyer, Chi.	2	0	0.0	0	0
10t)	Humphries, T.B.	2	0	0.0	0	0
10t)	Jones, Was.	2	0	0.0	0	0
10t)	Kaepernick, S.F.	2	0	0.0	0	0
10t)	Ryan, Sea.	2	0	0.0	0	0
10t)	Ryan, Atl.	2	0	0.0	0	0
10t)	Thielen, Min.	2	0	0.0	0	0
10t)	Whitehead, Dal.	2	0	0.0	0	0

NFC / DEFENSIVE FUMBLE RECOVERIES

Rank	Player, Team	Ret	Yards	Avg	Long	TD
1t)	Davis, Car.	2	46	23.0	46t	1
1t)	*Poole, Atl.	2	10	5.0	10	0
1t)	Thompson, Car.	2	9	4.5	9t	1
1t)	Sendejo, Min.	2	5	2.5	3	0
1t)	Kruger, N.O.	2	1	0.5	1	0
1t)	*Buckner, S.F.	2	0	0.0	0	0
1t)	Compton, Was.	2	0	0.0	0	0
1t)	T. Crawford, Dal.	2	0	0.0	0	0
1t)	Jefferson, Ariz	2	0	0.0	0	0
1t)	Jones, Ariz	2	0	0.0	0	0
1t)	Keo, Den.-N.O.	2	0	0.0	0	0
1t)	McCoy, T.B.	2	0	0.0	0	0
1t)	Stupar, N.O.	2	0	0.0	0	0

WEEK 12 / THROUGH MONDAY, NOVEMBER 28, 2016

NFL / LEADING PASSERS

Player, Team	Att	Comp	Pct		Avg		Pct			Pct Rating	
			Comp	Yds	Gain	TD	TD	Long	Int	Int	Points
Brady, N.E.	256	175	68.4	2201	8.60	18	7.0	63	1	0.4	116.7
Ryan, Atl.	380	262	68.9	3516	9.25	26	6.8	76t	6	1.6	114.3
Brees, N.O.	456	326	71.5	3587	7.87	30	6.6	98t	8	1.8	109.1
*Prescott, Dal.	340	231	67.9	2835	8.34	18	5.3	83t	2	0.6	108.6
Mariota, Ten.	378	243	64.3	2998	7.93	25	6.6	60	8	2.1	101.9
Cousins, Was.	437	299	68.4	3540	8.10	20	4.6	70t	7	1.6	101.4
Carr, Oak.	423	281	66.4	3115	7.36	22	5.2	75t	5	1.2	100.5
Roethlisberger, Pit.	373	242	64.9	2745	7.36	23	6.2	72t	7	1.9	99.5
Stafford, Det.	391	261	66.8	2883	7.37	19	4.9	73t	5	1.3	99.3
Bradford, Min.	348	248	71.3	2415	6.94	12	3.4	46	3	0.9	98.3
Hoyer, Chi.	200	134	67.0	1445	7.22	6	3.0	64	0	0.0	98.0
A. Rodgers, G.B.	449	289	64.4	3074	6.85	27	6.0	58	7	1.6	97.8
Tannehill, Mia.	329	217	66.0	2574	7.82	15	4.6	74t	8	2.4	94.7
Luck, Ind.	375	236	62.9	2827	7.54	19	5.1	64t	8	2.1	93.9
Rivers, S.D.	399	251	62.9	3128	7.84	23	5.8	59	12	3.0	93.9
Wilson, Sea.	368	238	64.7	2865	7.79	11	3.0	59	4	1.1	93.9
*Kessler, Cle.	192	126	65.6	1369	7.13	6	3.1	44	2	1.0	92.6
Manning, NY-G	413	261	63.2	2902	7.03	20	4.8	75t	10	2.4	90.1
Dalton, Cin.	408	259	63.5	3043	7.46	12	2.9	71	6	1.5	89.7
Winston, T.B.	406	249	61.3	2900	7.14	22	5.4	45t	11	2.7	89.7
A. Smith, K.C.	346	229	66.2	2297	6.64	10	2.9	46t	4	1.2	89.7
Siemian, Den.	325	195	60.0	2396	7.37	15	4.6	76t	7	2.2	89.2
Taylor, Buf.	313	193	61.7	2101	6.71	11	3.5	84t	4	1.3	87.8
Kaepernick, S.F.	208	115	55.3	1440	6.92	10	4.8	65t	3	1.4	87.0
*Wentz, Phi.	392	249	63.5	2593	6.61	11	2.8	73t	8	2.0	83.4
Palmer, Ariz	414	252	60.9	2931	7.08	15	3.6	58	11	2.7	83.3
Newton, Car.	339	189	55.8	2432	7.17	13	3.8	88t	8	2.4	81.4
Bortles, Jac.	441	263	59.6	2749	6.23	20	4.5	51t	13	2.9	80.6
Flacco, Bal.	450	285	63.3	2877	6.39	11	2.4	95t	10	2.2	80.4
Keenum, L.A.	313	191	61.0	2169	6.93	9	2.9	65t	11	3.5	76.8
Fitzpatrick, NY-J	330	190	57.6	2252	6.82	10	3.0	57	13	3.9	72.2
Osweiler, Hou.	400	238	59.5	2307	5.77	12	3.0	53	13	3.3	72.2

NFL / LEADING PASSERS, RANKS

Player, Team	Att	Comp	Pct		Avg		Pct			Pct Rating	
			Comp	Yds	Gain	TD	TD	Long	Int	Int	Points
Brady, N.E.	29	29	5	27	2	14t	1		2	2	1
Ryan, Atl.	15	7	3	3	1	3	2		12t	14	2
Brees, N.O.	1	1	1	1	6	1	4		18t	16	3
*Prescott, Dal.	22	21	6	15	3	14t	9		3t	3	4
Mariota, Ten.	16	16	16	8	5	4	3		18t	19	5
Cousins, Was.	5	2	4	2	4	9t	16		14t	15	6
Carr, Oak.	6	5	9	5	14	7t	10		10t	8	7
Roethlisberger, Pit.	18	17	13	18	15	5t	5		14t	17	8
Stafford, Det.	14	8t	8	12	12	12t	12		10t	10	9
Bradford, Min.	20	15	2	22	22	20t	22		5t	4	10
Hoyer, Chi.	31	30	7	30	16	31t	25t		1	1	11
A. Rodgers, G.B.	3	3	15	6	25	2	6		14t	13	12
Tannehill, Mia.	25	23	11	20	8	16t	17		18t	25	13
Luck, Ind.	17	20	21	16	10	12t	11		18t	20	14
Rivers, S.D.	12	12	22	4	7	5t	7		29	29	15
Wilson, Sea.	19	18t	14	14	9	23t	27		7t	6	16
*Kessler, Cle.	32	31	12	32	19	31t	23		3t	5	17
Manning, NY-G	8	8t	20	10	21	9t	13		24t	24	18
Dalton, Cin.	9	10	18	7	11	20t	28		12t	12	19
Winston, T.B.	10	13t	24	11	18	7t	8		26t	27	20
A. Smith, K.C.	21	22	10	25	28	27t	29		7t	7	21
Siemian, Den.	26	24	27	23	13	16t	15		14t	21	22
Taylor, Buf.	27t	25	23	29	27	23t	21		7t	9	23
Kaepernick, S.F.	30	32	32	31	24	27t	14		5t	11	24
*Wentz, Phi.	13	13t	17	19	29	23t	31		18t	18	25
Palmer, Ariz	7	11	26	9	20	16t	20		26t	26	26
Newton, Car.	23	28	31	21	17	19	19		18t	23	27
Bortles, Jac.	4	6	28	17	31	9t	18		30t	28	28
Flacco, Bal.	2	4	19	13	30	23t	32		24t	22	29
Keenum, L.A.	27t	26	25	28	23	30	30		26t	31	30
Fitzpatrick, NY-J	24	27	30	26	26	27t	24		30t	32	31
Osweiler, Hou.	11	18t	29	24	32	20t	25t		30t	30	32

WEEK 12 / THROUGH MONDAY, NOVEMBER 28, 2016**NFL / FOURTH-QUARTER PASSING LEADERS**

Rank	Player, Team	Att	Comp	Comp%	Yards	YPA	TD	TD%	Int	Int%	Rating
1)	Carr, Oak.	103	69	67.0	946	9.18	9	8.7	1	1.0	121.3
2)	Siemian, Den.	82	50	61.0	820	10.00	8	9.8	2	2.4	116.9
3)	Brady, N.E.	59	40	67.8	570	9.66	3	5.1	0	0.0	115.8
4)	Brees, N.O.	128	92	71.9	999	7.80	11	8.6	3	2.3	113.4
5)	Roethlisberger, Pit.	105	72	68.6	865	8.24	7	6.7	1	1.0	111.8
6)	Cousins, Was.	106	72	67.9	972	9.17	7	6.6	2	1.9	111.0
7)	*Prescott, Dal.	85	59	69.4	683	8.04	4	4.7	0	0.0	109.1
8)	A. Rodgers, G.B.	103	66	64.1	785	7.62	8	7.8	2	1.9	105.0
9)	Luck, Ind.	119	75	63.0	932	7.83	8	6.7	2	1.7	102.6
10)	Stafford, Det.	103	72	69.9	835	8.11	5	4.9	2	1.9	102.2
11)	Hoyer, Chi.	70	48	68.6	509	7.27	2	2.9	0	0.0	99.0
12)	Bradford, Min.	101	76	75.2	718	7.11	3	3.0	2	2.0	96.1
13)	A. Smith, K.C.	100	69	69.0	667	6.67	5	5.0	2	2.0	95.7
14)	Tannehill, Mia.	91	57	62.6	704	7.74	6	6.6	3	3.3	94.8
15)	Ryan, Atl.	82	47	57.3	702	8.56	6	7.3	3	3.7	94.7
16)	Bortles, Jac.	153	94	61.4	1050	6.86	10	6.5	4	2.6	92.8
17)	Mariota, Ten.	108	68	63.0	717	6.64	7	6.5	3	2.8	92.2
18)	Taylor, Buf.	67	38	56.7	422	6.30	4	6.0	1	1.5	89.3
19)	Wilson, Sea.	114	71	62.3	804	7.05	3	2.6	1	0.9	88.5
20)	Winston, T.B.	108	63	58.3	677	6.27	5	4.6	2	1.9	84.5
21)	Newton, Car.	83	49	59.0	642	7.73	3	3.6	3	3.6	80.5
22)	Manning, NY-G	108	66	61.1	811	7.51	5	4.6	5	4.6	80.4
23)	Osweiler, Hou.	115	70	60.9	641	5.57	4	3.5	2	1.7	80.4
24)	Dalton, Cin.	116	72	62.1	748	6.45	3	2.6	3	2.6	78.5
25)	Rivers, S.D.	108	66	61.1	798	7.39	4	3.7	5	4.6	76.9
26)	*Kessler, Cle.	49	28	57.1	320	6.53	1	2.0	1	2.0	75.2
27)	*Wentz, Phi.	103	60	58.3	601	5.83	1	1.0	1	1.0	74.1
28)	Flacco, Bal.	115	64	55.7	598	5.20	3	2.6	2	1.7	71.6
29)	Kaepernick, S.F.	83	39	47.0	405	4.88	2	2.4	0	0.0	69.6
30)	Palmer, Ariz	118	72	61.0	766	6.49	5	4.2	7	5.9	69.4
31)	Cutler, Chi.	33	19	57.6	233	7.06	0	0.0	1	3.0	66.9
32)	McCown, Cle.	75	41	54.7	457	6.09	3	4.0	4	5.3	64.1
33)	Barkley, Chi.	44	21	47.7	261	5.93	2	4.5	2	4.5	62.8
34)	Keenum, L.A.	98	52	53.1	547	5.58	4	4.1	5	5.1	61.9
35)	Gabbert, S.F.	47	26	55.3	316	6.72	2	4.3	4	8.5	54.9
36)	Fitzpatrick, NY-J	86	45	52.3	572	6.65	2	2.3	9	10.5	41.6

NFL / THIRD-DOWN PASSING LEADERS

Rank	Player, Team	Att	Comp	Comp%	Yards	YPA	TD	TD%	Int	Int%	Rating
1)	Brady, N.E.	65	47	72.3	795	12.23	7	10.8	0	0.0	149.2
2)	Brees, N.O.	112	78	69.6	912	8.14	11	9.8	2	1.8	119.3
3)	Roethlisberger, Pit.	93	55	59.1	789	8.48	10	10.8	1	1.1	118.1
4)	Mariota, Ten.	116	75	64.7	1041	8.97	10	8.6	3	2.6	111.3
5)	Ryan, Atl.	86	59	68.6	627	7.29	4	4.7	0	0.0	105.1
6)	Siemian, Den.	89	55	61.8	733	8.24	8	9.0	3	3.4	103.8
7)	A. Rodgers, G.B.	115	73	63.5	961	8.36	11	9.6	5	4.3	103.6
8)	*Prescott, Dal.	93	62	66.7	796	8.56	4	4.3	1	1.1	103.2
9)	Cousins, Was.	113	75	66.4	976	8.64	7	6.2	3	2.7	103.0
10)	Carr, Oak.	116	70	60.3	816	7.03	6	5.2	0	0.0	98.9
11)	Bradford, Min.	98	69	70.4	673	6.87	5	5.1	2	2.0	97.9
12)	Tannehill, Mia.	97	56	57.7	709	7.31	5	5.2	1	1.0	93.5
13)	Stafford, Det.	103	67	65.0	837	8.13	3	2.9	2	1.9	91.8
14)	Winston, T.B.	113	73	64.6	887	7.85	6	5.3	4	3.5	91.6
15)	Keenum, L.A.	90	54	60.0	625	6.94	5	5.6	2	2.2	90.3
16)	Taylor, Buf.	85	49	57.6	601	7.07	5	5.9	2	2.4	89.4
17)	Palmer, Ariz	105	67	63.8	756	7.20	4	3.8	3	2.9	86.1
18)	Dalton, Cin.	111	66	59.5	756	6.81	4	3.6	2	1.8	84.5
19)	Rivers, S.D.	103	64	62.1	690	6.70	4	3.9	3	2.9	82.6
20)	Flacco, Bal.	127	74	58.3	837	6.59	4	3.1	2	1.6	82.0
21)	Wilson, Sea.	98	53	54.1	749	7.64	2	2.0	1	1.0	81.5
22)	Manning, NY-G	112	60	53.6	687	6.13	6	5.4	3	2.7	79.0
23)	Luck, Ind.	87	48	55.2	603	6.93	4	4.6	3	3.4	77.9
24)	Newton, Car.	102	53	52.0	754	7.39	4	3.9	3	2.9	77.0
25)	*Wentz, Phi.	98	55	56.1	620	6.33	3	3.1	2	2.0	76.9
26)	Osweiler, Hou.	111	66	59.5	697	6.28	3	2.7	3	2.7	75.5
27)	A. Smith, K.C.	84	45	53.6	406	4.83	1	1.2	1	1.2	65.9
28)	Fitzpatrick, NY-J	90	49	54.4	558	6.20	0	0.0	4	4.4	54.8
29)	Bortles, Jac.	117	66	56.4	629	5.38	5	4.3	9	7.7	53.7

WEEK 12 / THROUGH MONDAY, NOVEMBER 28, 2016**NFL / LEADING RUSHERS**

Rank	Player, Team	Att	Yards	Avg	Long	TD
1)	*Elliott, Dal.	243	1199	4.9	60t	11
2)	Murray, Ten.	229	1043	4.6	75t	8
3)	D. Johnson, Ariz	210	921	4.4	58t	10
4)	Gordon, S.D.	234	908	3.9	48	9
5)	L. Miller, Hou.	211	881	4.2	45	3
6)	Blount, N.E.	212	869	4.1	44	12
7)	Ajayi, Mia.	161	847	5.3	62t	7
8)	McCoy, Buf.	157	819	5.2	75t	9
9)	*Howard, Chi.	149	766	5.1	69	2
10)	Forte, NY-J	202	759	3.8	32	7
11)	Freeman, Atl.	161	729	4.5	48	5
12)	Ingram, N.O.	136	721	5.3	75t	3
13)	Ware, K.C.	149	705	4.7	46	2
14)	Bell, Pit.	151	699	4.6	44	3
15)	Gore, Ind.	178	670	3.8	22	4
16)	Hill, Cin.	147	644	4.4	74t	6
17)	Gurley, L.A.	200	641	3.2	24t	4
18)	Crowell, Cle.	145	605	4.2	85t	5
19)	West, Bal.	153	600	3.9	35	4
20)	Hyde, S.F.	154	594	3.9	34	6
21)	*Booker, Den.	128	475	3.7	18	2
22)	Michael, Sea.-G.B.	118	473	4.0	41t	6
23)	Murray, Oak.	120	471	3.9	42	9
24t)	*Kelley, Was.	98	461	4.7	66	4
24t)	Stewart, Car.	127	461	3.6	47	7
26)	Jones, Was.	99	460	4.6	57	3
27)	Taylor, Buf. (QB)	70	439	6.3	49	5
28)	C. Anderson, Den.	110	437	4.0	28	4
29)	Mathews, Phi.	102	427	4.2	30	7
30)	Hightower, N.O.	103	417	4.0	30	1
31)	Jennings, NY-G	115	395	3.4	25	2
32)	Rodgers, T.B.	88	393	4.5	45	1
33)	Kaepernick, S.F. (QB)	46	373	8.1	30	1
34)	Lacy, G.B.	71	360	5.1	31	0
35)	Riddick, Det.	88	355	4.0	42	1
36)	Ivory, Jac.	93	350	3.8	42	2
37)	Bernard, Cin.	91	337	3.7	17	2
38)	Gillislee, Buf.	56	326	5.8	44t	4
39)	Sproles, Phi.	66	325	4.9	19	0
40)	Yeldon, Jac.	89	318	3.6	16	1
41)	McKinnon, Min.	106	316	3.0	25	1
42)	*Henry, Ten.	70	312	4.5	22	2
43)	Mariota, Ten. (QB)	49	310	6.3	41	2
44)	Powell, NY-J	48	308	6.4	35t	1
45)	*Richard, Oak.	53	304	5.7	75t	1
46)	*Washington, Oak.	63	302	4.8	30	0
47)	Bortles, Jac. (QB)	45	294	6.5	27	1
48)	*Smallwood, Phi.	66	290	4.4	19	1
49)	Asiata, Min.	90	287	3.2	29	5
50)	A. Rodgers, G.B. (QB)	46	285	6.2	23	3

WEEK 12 / THROUGH MONDAY, NOVEMBER 28, 2016**NFL / THIRD-AND-ONE RUSHING LEADERS**

Rank	Player, Team	Att	FD	Pct
1t)	Jones, Was.	6	6	100.0
1t)	Murray, Oak.	6	6	100.0
1t)	Forte, NY-J	5	5	100.0
1t)	Kuhn, N.O.	5	5	100.0
1t)	Gillislee, Buf.	4	4	100.0
1t)	Hyde, S.F.	4	4	100.0
1t)	Ajayi, Mia.	3	3	100.0
1t)	Freeman, Atl.	3	3	100.0
1t)	*Kelley, Was.	3	3	100.0
1t)	Lasike, Chi.	3	3	100.0
1t)	Mariota, Ten.	3	3	100.0
1t)	Powell, NY-J	3	3	100.0
1t)	Siemian, Den.	3	3	100.0
1t)	Stewart, Car.	3	3	100.0
15)	Newton, Car.	8	7	87.5
16)	Bell, Pit.	7	6	85.7
17t)	Jennings, NY-G	6	5	83.3
17t)	Luck, Ind.	6	5	83.3
19t)	Ware, K.C.	10	8	80.0
19t)	Felton, Buf.	5	4	80.0
21)	Gurley, L.A.	9	7	77.8
22t)	*Elliott, Dal.	12	9	75.0
22t)	D. Johnson, Ariz	8	6	75.0
22t)	Blount, N.E.	4	3	75.0
22t)	L. Miller, Hou.	4	3	75.0
22t)	A. Rodgers, G.B.	4	3	75.0
27)	Gordon, S.D.	10	7	70.0
28)	Murray, Ten.	9	6	66.7
29)	Asiata, Min.	8	5	62.5
30t)	Coleman, Atl.	5	3	60.0
30t)	*Henry, Ten.	5	3	60.0
30t)	West, Bal.	5	3	60.0
33)	*Booker, Den.	6	3	50.0
34)	C. Anderson, Den.	8	3	37.5

WEEK 12 / THROUGH MONDAY, NOVEMBER 28, 2016**NFL / LEADERS IN RECEPTIONS**

Rank	Player, Team	Rec	Yards	Avg	Long	TD
1)	Brown, Pit.	82	998	12.2	51	10
2)	Fitzgerald, Ariz	78	802	10.3	32	5
3)	Evans, T.B.	73	1020	14.0	45t	10
4)	Diggs, Min.	67	747	11.1	46	2
5t)	Green, Cin.	66	964	14.6	54t	4
5t)	Cooper, Oak.	66	922	14.0	64t	3
7t)	J. Jones, Atl.	65	1140	17.5	75t	5
7t)	Beckham, NY-G	65	915	14.1	75t	8
7t)	*Thomas, N.O.	65	789	12.1	35	7
10t)	Landry, Mia.	64	733	11.5	42t	2
10t)	Edelman, N.E.	64	617	9.6	33	2
12)	Pryor, Cle.	62	855	13.8	54	4
13t)	Sanders, Den.	61	830	13.6	64	4
13t)	Baldwin, Sea.	61	767	12.6	59	5
13t)	Nelson, G.B.	61	754	12.4	58	9
16t)	Hilton, Ind.	60	942	15.7	63t	5
16t)	Thomas, Den.	60	738	12.3	55t	5
16t)	Crabtree, Oak.	60	711	11.9	56	6
19)	Reed, Was. (TE)	59	630	10.7	33	5
20t)	Olsen, Car. (TE)	58	790	13.6	78t	3
20t)	Adams, G.B.	58	776	13.4	50	8
20t)	Beasley, Dal.	58	647	11.2	47	5
23t)	Matthews, Phi.	57	686	12.0	54	3
23t)	Kelce, K.C. (TE)	57	675	11.8	44	3
23t)	Tate, Det.	57	617	10.8	61	2
23t)	Bell, Pit. (RB)	57	437	7.7	23	1
27t)	Crowder, Was.	55	725	13.2	55t	6
27t)	D. Johnson, Ariz (RB)	55	613	11.1	58	3
27t)	Hopkins, Hou.	55	610	11.1	35	3
30t)	Britt, L.A.	54	788	14.6	47	4
30t)	Cobb, G.B.	54	558	10.3	47	3
32)	A. Robinson, Jac.	53	591	11.2	35	6
33t)	Garcon, Was.	52	636	12.2	70t	2
33t)	Witten, Dal. (TE)	52	553	10.6	35	2
33t)	Pitta, Bal. (TE)	52	439	8.4	30	0
36t)	Wallace, Bal.	51	792	15.5	95t	4
36t)	Ty. Williams, S.D.	51	790	15.5	51t	5
36t)	Cooks, N.O.	51	736	14.4	98t	6
36t)	Graham, Sea. (TE)	51	706	13.8	40	4
36t)	Snead, N.O.	51	593	11.6	49	4
41t)	B. Marshall, NY-J	49	668	13.6	41	3
41t)	Walker, Ten. (TE)	49	657	13.4	47	6
43t)	Benjamin, Car.	48	736	15.3	50	5
43t)	Matthews, Ten.	48	669	13.9	60	7
43t)	S. Smith, Bal.	48	536	11.2	52t	3
43t)	Rudolph, Min. (TE)	48	468	9.8	22	5
43t)	Boldin, Det.	48	392	8.2	29	6
43t)	Riddick, Det. (RB)	48	356	7.4	23	4
49t)	Sanu, Atl.	47	495	10.5	59	3
49t)	Miller, Chi. (TE)	47	486	10.3	34	4

WEEK 12 / THROUGH MONDAY, NOVEMBER 28, 2016**NFL / RECEIVING YARDAGE LEADERS**

Rank	Player, Team	Yards	Rec	Avg	Long	TD
1)	J. Jones, Atl.	1140	65	17.5	75t	5
2)	Evans, T.B.	1020	73	14.0	45t	10
3)	Brown, Pit.	998	82	12.2	51	10
4)	Green, Cin.	964	66	14.6	54t	4
5)	Hilton, Ind.	942	60	15.7	63t	5
6)	Cooper, Oak.	922	66	14.0	64t	3
7)	Beckham, NY-G	915	65	14.1	75t	8
8)	Pryor, Cle.	855	62	13.8	54	4
9)	Sanders, Den.	830	61	13.6	64	4
10)	Fitzgerald, Ariz	802	78	10.3	32	5
11)	Wallace, Bal.	792	51	15.5	95t	4
12t)	Olsen, Car. (TE)	790	58	13.6	78t	3
12t)	Ty. Williams, S.D.	790	51	15.5	51t	5
14)	*Thomas, N.O.	789	65	12.1	35	7
15)	Britt, L.A.	788	54	14.6	47	4
16)	Adams, G.B.	776	58	13.4	50	8
17)	Baldwin, Sea.	767	61	12.6	59	5
18)	Nelson, G.B.	754	61	12.4	58	9
19)	Diggs, Min.	747	67	11.1	46	2
20)	Thomas, Den.	738	60	12.3	55t	5
21t)	Benjamin, Car.	736	48	15.3	50	5
21t)	Cooks, N.O.	736	51	14.4	98t	6
23)	Landry, Mia.	733	64	11.5	42t	2
24)	M. Jones, Det.	730	42	17.4	73t	4
25)	Crowder, Was.	725	55	13.2	55t	6
26)	Crabtree, Oak.	711	60	11.9	56	6
27)	Graham, Sea. (TE)	706	51	13.8	40	4
28)	Matthews, Phi.	686	57	12.0	54	3
29)	Kelce, K.C. (TE)	675	57	11.8	44	3
30)	Matthews, Ten.	669	48	13.9	60	7
31)	B. Marshall, NY-J	668	49	13.6	41	3
32)	Walker, Ten. (TE)	657	49	13.4	47	6
33)	Beasley, Dal.	647	58	11.2	47	5
34)	Enunwa, NY-J	643	43	15.0	69t	4
35)	Garcon, Was.	636	52	12.2	70t	2
36t)	Jeffery, Chi.	630	40	15.8	54	1
36t)	Reed, Was. (TE)	630	59	10.7	33	5
38t)	Edelman, N.E.	617	64	9.6	33	2
38t)	Tate, Det.	617	57	10.8	61	2
40)	D. Johnson, Ariz (RB)	613	55	11.1	58	3
41)	Hopkins, Hou.	610	55	11.1	35	3
42)	Snead, N.O.	593	51	11.6	49	4
43)	A. Robinson, Jac.	591	53	11.2	35	6
44)	D. Jackson, Was.	585	38	15.4	67t	3
45)	Lee, Jac.	581	46	12.6	51	2
46)	Thielen, Min.	571	45	12.7	36t	3
47)	Cobb, G.B.	558	54	10.3	47	3
48)	Witten, Dal. (TE)	553	52	10.6	35	2
49)	Bryant, Dal.	550	33	16.7	53	5
50)	Parker, Mia.	549	41	13.4	56	2

WEEK 12 / THROUGH MONDAY, NOVEMBER 28, 2016**NFL / THIRD-DOWN RECEIVING LEADERS**

Rank	Player, Team	Rec	Yards	Avg	Long	TD
1)	Evans, T.B.	22	331	15.0	39	3
2t)	Reed, Was. (TE)	21	279	13.3	33	1
2t)	Cobb, G.B.	21	273	13.0	47	1
2t)	Hopkins, Hou.	21	222	10.6	24	0
2t)	Landry, Mia.	21	218	10.4	39	0
6t)	Beasley, Dal.	20	219	11.0	29	2
6t)	Britt, L.A.	20	205	10.3	34	1
8t)	Cooper, Oak.	19	312	16.4	34t	1
8t)	Crowder, Was.	19	311	16.4	55t	3
8t)	Crabtree, Oak.	19	284	14.9	56	2
8t)	Snead, N.O.	19	194	10.2	23	0
8t)	D. Johnson, Ariz (RB)	19	189	9.9	24	2
8t)	D. Johnson, Cle. (RB)	19	177	9.3	28	0
14)	Rudolph, Min. (TE)	18	154	8.6	22	3
15t)	Thielen, Min.	17	253	14.9	29	2
15t)	Ty. Williams, S.D.	17	243	14.3	44t	1
15t)	Tate, Det.	17	225	13.2	61	1
15t)	Olsen, Car. (TE)	17	183	10.8	34	2
15t)	Pitta, Bal. (TE)	17	171	10.1	30	0
15t)	A. Robinson, Jac.	17	169	9.9	19	1
15t)	Boldin, Det.	17	161	9.5	29	1
15t)	Fitzgerald, Ariz	17	148	8.7	19	0
23t)	Baldwin, Sea.	16	264	16.5	59	2
23t)	Matthews, Phi.	16	223	13.9	54	1
23t)	Edelman, N.E.	16	205	12.8	33	1
23t)	Royal, Chi.	16	204	12.8	64	0
23t)	Murray, Ten. (RB)	16	158	9.9	35	1
23t)	Powell, NY-J (RB)	16	99	6.2	11	1
29t)	Thomas, Den.	15	229	15.3	55t	4
29t)	Nelson, G.B.	15	225	15.0	39	4
29t)	Brown, Pit.	15	223	14.9	26t	3
29t)	Hilton, Ind.	15	206	13.7	27	1
29t)	Brate, T.B. (TE)	15	168	11.2	20	1
29t)	*Boyd, Cin.	15	152	10.1	22	1
35t)	Benjamin, Car.	14	261	18.6	44t	1
35t)	Pryor, Cle.	14	201	14.4	36	1
35t)	Sanders, Den.	14	197	14.1	41t	1
35t)	Lee, Jac.	14	183	13.1	38	1
35t)	*Shepard, NY-G	14	179	12.8	32	2
35t)	B. Marshall, NY-J	14	172	12.3	41	0
35t)	Kelce, K.C. (TE)	14	170	12.1	21	0
35t)	Sanu, Atl.	14	158	11.3	22	0
35t)	Beckham, NY-G	14	155	11.1	26	1
35t)	Diggs, Min.	14	154	11.0	33	0
35t)	Barnidge, Cle. (TE)	14	143	10.2	17	1
35t)	Austin, L.A.	14	138	9.9	43t	3
47t)	Walker, Ten. (TE)	13	203	15.6	47	2
47t)	Wright, Ten.	13	190	14.6	48	1
47t)	Green, Cin.	13	189	14.5	48t	1
47t)	Witten, Dal. (TE)	13	128	9.8	31	0

WEEK 12 / THROUGH MONDAY, NOVEMBER 28, 2016**NFL / LEADING SCORERS, NONKICKERS**

Rank	Player, Team	TD	Rush	Rec	Ret	X2	Pts
1)	D. Johnson, Ariz (RB)	13	10	3	0	0	78
2t)	Blount, N.E. (RB)	12	12	0	0	0	72
2t)	*Elliott, Dal. (RB)	12	11	1	0	0	72
4t)	Gordon, S.D. (RB)	11	9	2	0	0	66
4t)	Murray, Ten. (RB)	11	8	3	0	0	66
6t)	Evans, T.B. (WR)	10	0	10	0	1	62
6t)	McCoy, Buf. (RB)	10	9	1	0	1	62
8)	Brown, Pit. (WR)	10	0	10	0	0	60
9t)	Murray, Oak. (RB)	9	9	0	0	0	54
9t)	Nelson, G.B. (WR)	9	0	9	0	0	54
11)	Mathews, Phi. (RB)	8	7	1	0	1	50
12t)	Adams, G.B. (WR)	8	0	8	0	0	48
12t)	Beckham, NY-G (WR)	8	0	8	0	0	48
12t)	Forte, NY-J (RB)	8	7	1	0	0	48
15t)	Hyde, S.F. (RB)	7	6	1	0	1	44
15t)	Ingram, N.O. (RB)	7	3	4	0	1	44
17t)	Ajayi, Mia. (RB)	7	7	0	0	0	42
17t)	Coleman, Atl. (RB)	7	6	1	0	0	42
17t)	Crowder, Was. (WR)	7	0	6	1	0	42
17t)	Freeman, Atl. (RB)	7	5	2	0	0	42
17t)	Gore, Ind. (RB)	7	4	3	0	0	42
17t)	*Hill, K.C. (WR)	7	1	5	1	0	42
17t)	Matthews, Ten. (WR)	7	0	7	0	0	42
17t)	Michael, Sea.-G.B. (RB)	7	6	1	0	0	42
17t)	Stewart, Car. (RB)	7	7	0	0	0	42
17t)	*Thomas, N.O. (WR)	7	0	7	0	0	42
27t)	Crabtree, Oak. (WR)	6	0	6	0	1	38
27t)	A. Robinson, Jac. (WR)	6	0	6	0	1	38
29t)	Boldin, Det. (WR)	6	0	6	0	0	36
29t)	Cooks, N.O. (WR)	6	0	6	0	0	36
29t)	Hill, Cin. (RB)	6	6	0	0	0	36
29t)	Walker, Ten. (TE)	6	0	6	0	0	36
33t)	Newton, Car. (QB)	5	5	0	0	1	32
33t)	Pryor, Cle. (WR)	5	1	4	0	1	32
33t)	Roberts, Oak. (WR)	5	0	5	0	1	32
33t)	Taylor, Buf. (QB)	5	5	0	0	1	32
33t)	Thomas, Den. (WR)	5	0	5	0	1	32
38t)	C. Anderson, Den. (RB)	5	4	1	0	0	30
38t)	Asiata, Min. (RB)	5	5	0	0	0	30
38t)	Baldwin, Sea. (WR)	5	0	5	0	0	30
38t)	Beasley, Dal. (WR)	5	0	5	0	0	30
38t)	Benjamin, Car. (WR)	5	0	5	0	0	30
38t)	Brate, T.B. (TE)	5	0	5	0	0	30
38t)	Bryant, Dal. (WR)	5	0	5	0	0	30
38t)	Crowell, Cle. (RB)	5	5	0	0	0	30
38t)	Fitzgerald, Ariz (WR)	5	0	5	0	0	30
38t)	Gabriel, Atl. (WR)	5	1	4	0	0	30
38t)	Gates, S.D. (TE)	5	0	5	0	0	30
38t)	Gillislee, Buf. (RB)	5	4	1	0	0	30
38t)	*Henry, S.D. (TE)	5	0	5	0	0	30
38t)	Hilton, Ind. (WR)	5	0	5	0	0	30
38t)	J. Jones, Atl. (WR)	5	0	5	0	0	30
38t)	*Kelley, Was. (RB)	5	4	1	0	0	30
38t)	Moncrief, Ind. (WR)	5	0	5	0	0	30
38t)	*Prescott, Dal. (QB)	5	5	0	0	0	30
38t)	Reed, Was. (TE)	5	0	5	0	0	30
38t)	Riddick, Det. (RB)	5	1	4	0	0	30
38t)	Rudolph, Min. (TE)	5	0	5	0	0	30
38t)	*Shepard, NY-G (WR)	5	0	5	0	0	30
38t)	Stills, Mia. (WR)	5	0	5	0	0	30
38t)	D. Williams, Mia. (RB)	5	3	2	0	0	30
38t)	Ty. Williams, S.D. (WR)	5	0	5	0	0	30

WEEK 12 / THROUGH MONDAY, NOVEMBER 28, 2016**NFL / LEADING SCORERS, KICKERS**

Rank	Player, Team	PAT	FG	Pct	Long	Pts
1)	Bryant, Atl.	36/37	24/26	.923	53	108
2)	Hopkins, Was.	25/27	25/31	.806	50	100
3t)	Santos, K.C.	21/22	25/28	.893	54	96
3t)	Sturgis, Phi.	21/22	25/29	.862	55	96
3t)	Tucker, Bal.	15/15	27/27	1.000	57	96
6)	Lambo, S.D.	32/35	21/24	.875	47	95
7t)	Bailey, Dal.	34/34	20/22	.909	56	94
7t)	McManus, Den.	25/26	23/27	.852	55	94
9)	Janikowski, Oak.	29/29	20/26	.769	56	89
10)	Vinatieri, Ind.	28/28	20/22	.909	54	88
11t)	Crosby, G.B.	26/28	20/23	.870	46	86
11t)	*Lutz, N.O.	38/39	16/22	.727	57	86
11t)	Novak, Hou.	17/18	23/28	.821	53	86
14)	Prater, Det.	22/24	21/24	.875	58	85
15)	Hauschka, Sea.	18/22	22/25	.880	53	84
16)	Succop, Ten.	32/34	16/18	.889	51	80
17)	Gostkowski, N.E.	31/34	16/20	.800	53	79
18)	Gano, Car.	24/27	18/22	.818	54	78
19)	Nugent, Cin.	19/23	18/23	.783	47	73
20t)	Dawson, S.F.	25/25	15/16	.938	53	70
20t)	Folk, NY-J	19/21	17/20	.850	51	70
22)	Carpenter, Buf.	27/30	14/18	.778	54	69
23t)	Catanzaro, Ariz	25/26	14/17	.824	60	67
23t)	Franks, Mia.	28/28	13/16	.813	41	67
25)	Myers, Jac.	21/22	15/18	.833	54	66
26t)	Boswell, Pit.	26/26	12/16	.750	49	62
26t)	Zuerlein, L.A.	17/17	15/18	.833	54	62
28)	*Aguayo, T.B.	22/24	13/19	.684	43	61
29)	Barth, Chi.	19/20	13/17	.765	54	58
30)	Parkey, Cle.	13/14	14/18	.778	51	55
31)	Walsh, Min.	15/19	12/16	.750	50	51
32)	J. Brown, NY-G	9/ 9	11/12	.917	48	42
33)	Gould, NY-G	13/16	2/ 2	1.000	46	19
34)	Forbath, Min.	4/ 5	3/ 3	1.000	30	13
35)	Murray, Cle.	3/ 4	1/ 2	.500	35	6
36)	Bullock, NY-G	2/ 3	0/ 0	---	--	2

NFL / TOUCHBACKS ON KICKOFFS

Rank	Player, Team	TB
1)	Lambo, S.D.	55
2)	Bosher, Atl.	48
3)	Hopkins, Was.	47
4)	Bailey, Dal.	46
5)	Succop, Ten.	45
6)	Gano, Car.	44
7)	Hauschka, Sea.	42
8)	McManus, Den.	39
9)	Sturgis, Phi.	38
10t)	Boswell, Pit.	37
10t)	Martin, Det.	37
10t)	McAfee, Ind.	37
13t)	Myers, Jac.	36
13t)	Santos, K.C.	36
15t)	Catanzaro, Ariz	35
15t)	*Lutz, N.O.	35
15t)	Tucker, Bal.	35
18t)	*Aguayo, T.B.	34
18t)	Crosby, G.B.	34
18t)	Gostkowski, N.E.	34
18t)	Janikowski, Oak.	34
22)	Franks, Mia.	32
23t)	Folk, NY-J	28
23t)	Zuerlein, L.A.	28
25)	Parkey, Cle.	26
26)	Nugent, Cin.	23
27)	Walsh, Min.	19
28)	Barth, Chi.	18
29)	Pinion, S.F.	16
30t)	J. Brown, NY-G	15
30t)	Carpenter, Buf.	15
32)	Novak, Hou.	14
33)	Gould, NY-G	8
34t)	Forbath, Min.	7
34t)	Gay, Buf.	7
34t)	*Wile, Atl.	7
37)	Murray, Cle.	4
38t)	Bullock, NY-G	3
38t)	Dawson, S.F.	3

WEEK 12 / THROUGH MONDAY, NOVEMBER 28, 2016

NFL / MOST YARDS FROM SCRIMMAGE

Rank	Player, Team	Total			Rushing			Receiving		
		Yards	Att+Rec	Avg	Yards	Att	Avg	Yards	Rec	Avg
1)	D. Johnson, Ariz (RB)	1534	265	5.8	921	210	4.4	613	55	11.1
2)	*Elliott, Dal. (RB)	1502	267	5.6	1199	243	4.9	303	24	12.6
3)	Murray, Ten. (RB)	1352	274	4.9	1043	229	4.6	309	45	6.9
4)	Gordon, S.D. (RB)	1273	271	4.7	908	234	3.9	365	37	9.9
5)	J. Jones, Atl. (WR)	1140	65	17.5	0	0	---	1140	65	17.5
6)	Bell, Pit. (RB)	1136	208	5.5	699	151	4.6	437	57	7.7
7)	Ware, K.C. (RB)	1077	173	6.2	705	149	4.7	372	24	15.5
8)	L. Miller, Hou. (RB)	1032	238	4.3	881	211	4.2	151	27	5.6
9)	Evans, T.B. (WR)	1020	73	14.0	0	0	---	1020	73	14.0
10)	*Howard, Chi. (RB)	1008	171	5.9	766	149	5.1	242	22	11.0
11)	Brown, Pit. (WR)	1007	85	11.8	9	3	3.0	998	82	12.2
12)	Freeman, Atl. (RB)	998	194	5.1	729	161	4.5	269	33	8.2
13)	McCoy, Buf. (RB)	994	185	5.4	819	157	5.2	175	28	6.3
14)	Ingram, N.O. (RB)	969	166	5.8	721	136	5.3	248	30	8.3
15)	Green, Cin. (WR)	964	66	14.6	0	0	---	964	66	14.6
16)	Forte, NY-J (RB)	961	228	4.2	759	202	3.8	202	26	7.8
17)	Hilton, Ind. (WR)	942	60	15.7	0	0	---	942	60	15.7
18)	Ajayi, Mia. (RB)	934	177	5.3	847	161	5.3	87	16	5.4
19)	Cooper, Oak. (WR)	922	66	14.0	0	0	---	922	66	14.0
20)	Beckham, NY-G (WR)	915	65	14.1	0	0	---	915	65	14.1
21)	Blount, N.E. (RB)	900	218	4.1	869	212	4.1	31	6	5.2
22)	Crowell, Cle. (RB)	899	177	5.1	605	145	4.2	294	32	9.2
23)	Gurley, L.A. (RB)	882	230	3.8	641	200	3.2	241	30	8.0
24)	Pryor, Cle. (WR)	876	70	12.5	21	8	2.6	855	62	13.8
25)	Gore, Ind. (RB)	874	207	4.2	670	178	3.8	204	29	7.0
26)	Sanders, Den. (WR)	830	61	13.6	0	0	---	830	61	13.6
27)	Wallace, Bal. (WR)	823	56	14.7	31	5	6.2	792	51	15.5
28)	Fitzgerald, Ariz (WR)	807	80	10.1	5	2	2.5	802	78	10.3
29t)	Olsen, Car. (TE)	790	58	13.6	0	0	---	790	58	13.6
29t)	Ty. Williams, S.D. (WR)	790	51	15.5	0	0	---	790	51	15.5
31)	*Thomas, N.O. (WR)	789	65	12.1	0	0	---	789	65	12.1
32)	Britt, L.A. (WR)	788	54	14.6	0	0	---	788	54	14.6
33)	Adams, G.B. (WR)	776	58	13.4	0	0	---	776	58	13.4
34)	Hill, Cin. (RB)	767	162	4.7	644	147	4.4	123	15	8.2
35)	Baldwin, Sea. (WR)	763	62	12.3	-4	1	-4.0	767	61	12.6
36)	Cooks, N.O. (WR)	762	56	13.6	26	5	5.2	736	51	14.4
37)	Diggs, Min. (WR)	757	70	10.8	10	3	3.3	747	67	11.1
38)	Nelson, G.B. (WR)	754	61	12.4	0	0	---	754	61	12.4
39)	Landry, Mia. (WR)	751	67	11.2	18	3	6.0	733	64	11.5
40)	Thomas, Den. (WR)	738	60	12.3	0	0	---	738	60	12.3
41)	Benjamin, Car. (WR)	736	48	15.3	0	0	---	736	48	15.3
42)	M. Jones, Det. (WR)	733	43	17.0	3	1	3.0	730	42	17.4
43)	Crowder, Was. (WR)	723	57	12.7	-2	2	-1.0	725	55	13.2
44)	Hyde, S.F. (RB)	714	175	4.1	594	154	3.9	120	21	5.7
45t)	Crabtree, Oak. (WR)	711	60	11.9	0	0	---	711	60	11.9
45t)	Riddick, Det. (RB)	711	136	5.2	355	88	4.0	356	48	7.4
47)	Graham, Sea. (TE)	706	51	13.8	0	0	---	706	51	13.8
48)	West, Bal. (RB)	704	169	4.2	600	153	3.9	104	16	6.5
49)	Matthews, Phi. (WR)	686	57	12.0	0	0	---	686	57	12.0
50)	D. Johnson, Cle. (RB)	681	101	6.7	271	56	4.8	410	45	9.1

WEEK 12 / THROUGH MONDAY, NOVEMBER 28, 2016**NFL / LEADERS IN FIRST DOWNS**

Rank	Player, Team	Rush	Rec	Tot
1)	*Elliott, Dal. (RB)	71	9	80
2)	D. Johnson, Ariz (RB)	48	30	78
3)	Gordon, S.D. (RB)	53	18	71
4)	Murray, Ten. (RB)	49	16	65
5)	Evans, T.B. (WR)	0	62	62
6)	Bell, Pit. (RB)	35	25	60
7)	Freeman, Atl. (RB)	42	13	55
8t)	Brown, Pit. (WR)	1	50	51
8t)	Ware, K.C. (RB)	39	12	51
10t)	Blount, N.E. (RB)	49	1	50
10t)	*Howard, Chi. (RB)	40	10	50
12)	J. Jones, Atl. (WR)	0	49	49
13t)	Ajayi, Mia. (RB)	42	5	47
13t)	Gore, Ind. (RB)	37	10	47
13t)	L. Miller, Hou. (RB)	41	6	47
16)	Fitzgerald, Ariz (WR)	0	46	46
17t)	Gurley, L.A. (RB)	34	11	45
17t)	Ingram, N.O. (RB)	30	15	45
19t)	McCoy, Buf. (RB)	35	9	44
19t)	Pryor, Cle. (WR)	2	42	44
21t)	Crowell, Cle. (RB)	30	13	43
21t)	*Thomas, N.O. (WR)	0	43	43
23)	Beckham, NY-G (WR)	0	42	42
24t)	Crabtree, Oak. (WR)	0	41	41
24t)	Forte, NY-J (RB)	33	8	41
24t)	Green, Cin. (WR)	0	41	41
24t)	Hilton, Ind. (WR)	0	41	41
24t)	Murray, Oak. (RB)	33	8	41
24t)	Olsen, Car. (TE)	0	41	41
30t)	Diggs, Min. (WR)	1	39	40
30t)	Hopkins, Hou. (WR)	0	40	40
30t)	Nelson, G.B. (WR)	0	40	40
30t)	Sanders, Den. (WR)	0	40	40
34t)	Beasley, Dal. (WR)	0	39	39
34t)	A. Robinson, Jac. (WR)	0	39	39
36t)	Cobb, G.B. (WR)	4	34	38
36t)	Cooper, Oak. (WR)	0	38	38
36t)	Landry, Mia. (WR)	1	37	38
36t)	Reed, Was. (TE)	0	38	38
40t)	Baldwin, Sea. (WR)	0	37	37
40t)	Benjamin, Car. (WR)	0	37	37
40t)	Britt, L.A. (WR)	0	37	37
43t)	Edelman, N.E. (WR)	3	33	36
43t)	Kelce, K.C. (TE)	0	36	36
43t)	B. Marshall, NY-J (WR)	0	36	36
43t)	Riddick, Det. (RB)	18	18	36
43t)	Wallace, Bal. (WR)	2	34	36
48t)	Adams, G.B. (WR)	0	35	35
48t)	Graham, Sea. (TE)	0	35	35
48t)	Hill, Cin. (RB)	30	5	35
48t)	Hyde, S.F. (RB)	30	5	35
48t)	Snead, N.O. (WR)	0	35	35
48t)	Ty. Williams, S.D. (WR)	0	35	35

WEEK 12 / THROUGH MONDAY, NOVEMBER 28, 2016**NFL / LEADING PUNTERS**

Rank	Player, Team	No	Yards	Lg	Avg	TB	Blk	Dwn	OB	Opp Ret	In Yds	Net 20	Avg
1)	McAfee, Ind.	42	2105	74	50.1	8	0	3	6	14	133	13	43.1
2)	Lee, Car.	36	1769	76	49.1	4	0	7	1	17	236	18	40.4
3)	Morstead, N.O.	41	2006	66	48.9	5	0	5	4	21	159	17	42.6
4)	Martin, Det.	44	2152	63	48.9	1	0	3	3	24	133	16	45.4
5)	King, Oak.	52	2529	72	48.6	3	0	9	9	21	243	25	42.8
6)	Lechler, Hou.	48	2323	62	48.4	3	0	1	5	31	364	17	39.6
7)	Wing, NY-G	62	2925	63	47.2	6	0	12	8	25	276	19	40.8
8)	Hekker, L.A.	64	2989	78	46.7	1	0	8	7	21	94	35	44.9
9)	Koch, Bal.	60	2802	68	46.7	4	0	7	12	28	331	26	39.9
10)	C. Jones, Dal.	33	1534	63	46.5	4	0	3	4	13	148	14	39.6
11)	Nortman, Jac.	52	2411	78	46.4	7	0	11	3	21	304	17	37.8
12)	Berry, Pit.	50	2306	63	46.1	2	1	7	7	21	217	18	40.2
13)	Colquitt, K.C.	57	2628	64	46.1	6	0	5	3	25	134	27	41.6
14)	*Dixon, Den.	54	2480	68	45.9	3	0	7	4	26	177	17	41.5
15)	Darr, Mia.	60	2753	66	45.9	4	0	6	5	26	230	19	40.7
16)	Huber, Cin.	56	2562	63	45.8	5	0	7	3	29	287	16	38.8
17)	Ryan, Sea.	55	2513	62	45.7	3	1	10	3	24	195	20	40.3
18)	Anger, T.B.	52	2369	59	45.6	4	0	5	3	20	110	25	41.9
19)	*Kaser, S.D.	42	1908	62	45.4	4	0	4	4	22	118	16	40.7
20)	Colquitt, Cle.	62	2815	65	45.4	2	0	8	3	31	248	17	40.8
21)	D. Jones, Phi.	47	2133	72	45.4	6	0	9	4	15	159	14	39.4
22)	Kern, Ten.	54	2428	71	45.0	3	0	5	2	27	307	21	38.2
23t)	Pinion, S.F.	64	2876	65	44.9	3	0	7	1	30	282	17	39.6
23t)	Schum, G.B.	32	1438	65	44.9	2	0	4	6	11	98	8	40.6
25)	Locke, Min.	56	2493	72	44.5	3	0	12	1	17	134	28	41.1
26)	Allen, N.E.	46	2031	57	44.2	3	0	8	4	16	88	15	40.9
27)	O'Donnell, Chi.	52	2291	67	44.1	2	0	3	4	17	203	18	39.4
28)	Way, Was.	29	1262	61	43.5	4	0	3	4	13	96	11	37.4
29)	*Edwards, NY-J	52	2239	59	43.1	2	0	7	5	25	216	16	38.1
30)	Schmidt, Buf.	52	2201	58	42.3	2	0	6	14	24	145	17	38.8
31)	Quigley, Ariz	34	1416	55	41.6	2	1	5	1	8	75	13	37.2

NFL / LEADING PUNTERS, NET AVERAGE

Rank	Player, Team	No	Yards	Lg	Avg	TB	Blk	Dwn	OB	Opp Ret	In Yds	Net 20	Avg
1)	Martin, Det.	44	2152	63	48.9	1	0	3	3	24	133	16	45.4
2)	Hekker, L.A.	64	2989	78	46.7	1	0	8	7	21	94	35	44.9
3)	McAfee, Ind.	42	2105	74	50.1	8	0	3	6	14	133	13	43.1
4)	King, Oak.	52	2529	72	48.6	3	0	9	9	21	243	25	42.8
5)	Morstead, N.O.	41	2006	66	48.9	5	0	5	4	21	159	17	42.6
6)	Anger, T.B.	52	2369	59	45.6	4	0	5	3	20	110	25	41.9
7)	Colquitt, K.C.	57	2628	64	46.1	6	0	5	3	25	134	27	41.6
8)	*Dixon, Den.	54	2480	68	45.9	3	0	7	4	26	177	17	41.5
9)	Locke, Min.	56	2493	72	44.5	3	0	12	1	17	134	28	41.1
10)	Allen, N.E.	46	2031	57	44.2	3	0	8	4	16	88	15	40.9
11)	Wing, NY-G	62	2925	63	47.2	6	0	12	8	25	276	19	40.8
12)	Colquitt, Cle.	62	2815	65	45.4	2	0	8	3	31	248	17	40.8
13)	Darr, Mia.	60	2753	66	45.9	4	0	6	5	26	230	19	40.7
14)	*Kaser, S.D.	42	1908	62	45.4	4	0	4	4	22	118	16	40.7
15)	Schum, G.B.	32	1438	65	44.9	2	0	4	6	11	98	8	40.6
16)	Lee, Car.	36	1769	76	49.1	4	0	7	1	17	236	18	40.4
17)	Ryan, Sea.	55	2513	62	45.7	3	1	10	3	24	195	20	40.3
18)	Berry, Pit.	50	2306	63	46.1	2	1	7	7	21	217	18	40.2
19)	Koch, Bal.	60	2802	68	46.7	4	0	7	12	28	331	26	39.9
20)	Pinion, S.F.	64	2876	65	44.9	3	0	7	1	30	282	17	39.6
21)	C. Jones, Dal.	33	1534	63	46.5	4	0	3	4	13	148	14	39.6
22)	Lechler, Hou.	48	2323	62	48.4	3	0	1	5	31	364	17	39.6
23)	D. Jones, Phi.	47	2133	72	45.4	6	0	9	4	15	159	14	39.4
24)	O'Donnell, Chi.	52	2291	67	44.1	2	0	3	4	17	203	18	39.4
25)	Huber, Cin.	56	2562	63	45.8	5	0	7	3	29	287	16	38.8
26)	Schmidt, Buf.	52	2201	58	42.3	2	0	6	14	24	145	17	38.8
27)	Kern, Ten.	54	2428	71	45.0	3	0	5	2	27	307	21	38.2
28)	*Edwards, NY-J	52	2239	59	43.1	2	0	7	5	25	216	16	38.1
29)	Nortman, Jac.	52	2411	78	46.4	7	0	11	3	21	304	17	37.8
30)	Way, Was.	29	1262	61	43.5	4	0	3	4	13	96	11	37.4
31)	Quigley, Ariz	34	1416	55	41.6	2	1	5	1	8	75	13	37.2

WEEK 12 / THROUGH MONDAY, NOVEMBER 28, 2016**NFL / PUNT RETURN LEADERS**

Rank	Player, Team	Ret	FC	Yards	Avg	Long	TD
1)	Crowder, Was.	15	11	244	16.3	85t	1
2)	*Hill, K.C.	24	6	375	15.6	50	0
3)	Roberts, Det.	14	13	205	14.6	85t	2
4)	Sproles, Phi.	15	11	212	14.1	66	0
5)	Sherels, Min.	17	10	227	13.4	79t	2
6)	Tate, Buf.	18	10	208	11.6	43	0
7)	Weems, Atl.	17	12	182	10.7	73	0
8)	*Ervin, Hou.	21	17	223	10.6	57	0
9)	Humphries, T.B.	19	18	199	10.5	25	0
10)	Whitehead, Dal.	17	4	166	9.8	39	0
11)	*Richard, Oak.	26	2	250	9.6	47	0
12)	Lockett, Sea.	22	15	208	9.5	62	0
13)	Austin, L.A.	29	14	260	9.0	47	0
14)	Royal, Chi.	19	15	166	8.7	65t	1
15)	Norwood, Den.	23	14	199	8.7	17	0
16)	*Grant, Mia.	16	2	134	8.4	74t	1
17)	Amendola, N.E.	14	7	115	8.2	30	0
18)	Kerley, S.F.	16	22	131	8.2	26	0
19)	Hester, Bal.	21	13	165	7.9	28	0
20)	*Erickson, Cin.	16	15	123	7.7	18	0
21)	Mariani, Ten.	22	15	157	7.1	17	0
22)	Jo. Brown, Ariz	17	11	119	7.0	32	0
23)	D. Johnson, Cle.	17	1	112	6.6	18	0
24)	Harris, NY-G	16	8	102	6.4	17	0
25)	Greene, Jac.	21	5	131	6.2	42	0
26)	Ginn, Car.	20	19	113	5.7	16	0

NFL / KICKOFF RETURN LEADERS

Rank	Player, Team	Ret	Yards	Avg	Long	TD
1)	Patterson, Min.	16	500	31.3	104t	1
2)	*Erickson, Cin.	15	451	30.1	84	0
3)	Cunningham, L.A.	18	507	28.2	61	0
4)	Harris, NY-G	16	410	25.6	46	0
5)	Hester, Bal.	16	409	25.6	60	0
6)	Lockett, Sea.	14	348	24.9	43	0
7)	Tate, Buf.	15	367	24.5	45	0
8)	*Grant, Mia.	14	341	24.4	45	0
9)	Weems, Atl.	16	374	23.4	42	0
10)	Mariani, Ten.	20	441	22.1	37	0
11)	Roberts, Det.	22	481	21.9	42	0
12)	Thompson, Chi.	23	491	21.3	40	0
13)	Ginn, Car.	16	335	20.9	59	0
14)	*Ervin, Hou.	14	263	18.8	33	0

WEEK 12 / THROUGH MONDAY, NOVEMBER 28, 2016**NFL / LEADERS IN INTERCEPTIONS**

Rank	Player, Team	Int	Yards	Avg	Long	TD
1)	Hayward, S.D.	6	100	16.7	31	1
2t)	Collins, NY-G	5	72	14.4	44t	1
2t)	Peters, K.C.	5	47	9.4	28	0
4t)	Rhodes, Min.	4	129	32.3	100t	1
4t)	Gilmore, Buf.	4	104	26.0	49	0
4t)	Sherman, Sea.	4	37	9.3	31	0
7t)	Cooper, Ariz	3	95	31.7	60t	1
7t)	Talib, Den.	3	86	28.7	46t	1
7t)	Nelson, Oak.	3	59	19.7	40	0
7t)	Stewart, Den.	3	36	12.0	25	0
7t)	Davis, Car.	3	35	11.7	31	0
7t)	Clinton-Dix, G.B.	3	32	10.7	20	0
7t)	Kirkpatrick, Cin.	3	21	7.0	21	0
7t)	Swearinger, Ariz	3	13	4.3	12	0
7t)	Mosley, Bal.	3	12	4.0	12	0
7t)	Haden, Cle.	3	9	3.0	9	0
7t)	McLeod, Phi.	3	5	1.7	5	0
7t)	Cox, Ten.	3	3	1.0	3	0
19t)	*D. Jones, Atl.	2	132	66.0	90t	1
19t)	Conte, T.B.	2	73	36.5	53	1
19t)	Alonso, Mia.	2	70	35.0	60t	1
19t)	Sorensen, K.C.	2	48	24.0	48t	1
19t)	Robey-Coleman, Buf.	2	44	22.0	41t	1
19t)	Berry, K.C.	2	42	21.0	42t	1
19t)	Bush, Det.	2	39	19.5	39t	1
19t)	Alford, Atl.	2	34	17.0	30t	1
19t)	McCain, Ten.	2	33	16.5	33	0
19t)	McDougald, T.B.	2	32	16.0	32	0
19t)	Collins, N.E.-Cle.	2	31	15.5	18	0
19t)	Vaccaro, N.O.	2	30	15.0	30	0
19t)	Porter, Chi.	2	28	14.0	25	0
19t)	*Boddy-Calhoun, Cle.	2	27	13.5	27t	1
19t)	Hodges, S.F.	2	27	13.5	21	0
19t)	S. Smith, Oak.	2	27	13.5	27	0
19t)	Jenkins, NY-G	2	26	13.0	23	0
19t)	Taylor, Cle.	2	26	13.0	29	0
19t)	Gilchrist, NY-J	2	25	12.5	25	0
19t)	Peterson, Ariz	2	25	12.5	25	0
19t)	Weddle, Bal.	2	25	12.5	25	0
19t)	Slay, Det.	2	24	12.0	13	0
19t)	*Young, Bal.	2	22	11.0	16	0
19t)	Coleman, Car.	2	20	10.0	12	1
19t)	Butler, Ind.	2	19	9.5	19	0
19t)	Sendejo, Min.	2	18	9.0	16	0
19t)	Abdul-Quddus, Mia.	2	16	8.0	9	0
19t)	Church, Dal.	2	14	7.0	14	0
19t)	M. Williams, NY-J	2	14	7.0	14	0
19t)	*Burns, Pit.	2	9	4.5	9	0
19t)	Barron, L.A.	2	8	4.0	7	0
19t)	Demps, Hou.	2	8	4.0	6	0
19t)	Moore, N.O.	2	8	4.0	8	0
19t)	McCourty, Ten.	2	7	3.5	6	0
19t)	Chancellor, Sea.	2	5	2.5	5	0
19t)	Thomas, Sea.	2	5	2.5	5	0
19t)	Waynes, Min.	2	4	2.0	4	0
19t)	Hicks, Phi.	2	3	1.5	3	0
19t)	Grimes, T.B.	2	1	0.5	1	0
19t)	Amerson, Oak.	2	0	0.0	0	0
19t)	Iloka, Cin.	2	0	0.0	0	0
19t)	Lippett, Mia.	2	0	0.0	0	0
19t)	Rodgers-Cromarti, NY-G	2	0	0.0	0	0

WEEK 12 / THROUGH MONDAY, NOVEMBER 28, 2016**NFL / LEADERS IN SACKS**

Rank	Player, Team	Sacks
1)	Miller, Den. (LB)	12.5
2t)	Alexander, Buf. (LB)	10.0
2t)	Avril, Sea. (DE)	10.0
2t)	Ford, K.C. (LB)	10.0
5)	Beasley, Atl. (LB)	9.5
6t)	Kerrigan, Was. (LB)	9.0
6t)	Mack, Oak. (DE)	9.0
6t)	Orakpo, Ten. (LB)	9.0
9)	Wake, Mia. (DE)	8.5
10t)	Jones, Ariz (LB)	8.0
10t)	Morgan, Ten. (LB)	8.0
10t)	Perry, G.B. (LB)	8.0
10t)	Suggs, Bal. (LB)	8.0
10t)	Walden, Ind. (LB)	8.0
15t)	Clark, Sea. (DE)	7.5
15t)	Hunter, Min. (DE)	7.5
17t)	M. Golden, Ariz (LB)	7.0
17t)	Hyder, Det. (DE)	7.0
17t)	Murphy, Was. (DE)	7.0
17t)	Pierre-Paul, NY-G (DE)	7.0
21t)	Addison, Car. (DE)	6.5
21t)	Dunlap, Cin. (DE)	6.5
21t)	Young, Chi. (LB)	6.5
24t)	Donald, L.A. (DT)	6.0
24t)	Griffen, Min. (DE)	6.0
24t)	Ingram, S.D. (LB)	6.0
24t)	McCoy, T.B. (DT)	6.0
24t)	*Ngakoue, Jac. (DE)	6.0
24t)	L. Williams, NY-J (DT)	6.0
30t)	Peppers, G.B. (LB)	5.5
30t)	*N. Spence, T.B. (DE)	5.5
30t)	Vernon, NY-G (DE)	5.5
30t)	Wolfe, Den. (DE)	5.5
34t)	*Floyd, Chi. (LB)	5.0
34t)	Graham, Phi. (DE)	5.0
34t)	Hughes, Buf. (LB)	5.0
34t)	Jernigan, Bal. (DE)	5.0
34t)	Jordan, N.O. (DE)	5.0
34t)	Ray, Den. (LB)	5.0
34t)	Robison, Min. (DE)	5.0
34t)	Suh, Mia. (DT)	5.0
42t)	Atkins, Cin. (DT)	4.5
42t)	*Bosa, S.D. (DE)	4.5
42t)	Branch, Mia. (DE)	4.5
42t)	Clayborn, Atl. (DE)	4.5
42t)	Fairley, N.O. (DT)	4.5
42t)	Jackson, Jac. (DT)	4.5
42t)	Mercilus, Hou. (LB)	4.5
49t)	Barwin, Phi. (DE)	4.0
49t)	Brooks, S.F. (LB)	4.0
49t)	Cox, Phi. (DT)	4.0
49t)	Flowers, N.E. (DE)	4.0
49t)	Harrison, Pit. (LB)	4.0
49t)	Hicks, Chi. (DE)	4.0
49t)	Irvin, Oak. (LB)	4.0
49t)	Lotulelei, Car. (DT)	4.0
49t)	Matthews, G.B. (LB)	4.0
49t)	McKinney, Hou. (LB)	4.0
49t)	Quinn, L.A. (DE)	4.0

WEEK 12 / THROUGH MONDAY, NOVEMBER 28, 2016**NFL / FUMBLE RECOVERIES**

Rank	Player, Team	TotRec	OffRec	DefRec
1)	*Wentz, Phi.	6	6	0
2t)	Cousins, Was.	5	5	0
2t)	Palmer, Ariz	5	5	0
4)	Alonso, Mia.	4	0	4
5t)	Fitzpatrick, NY-J	3	3	0
5t)	Hester, Bal.	3	3	0
5t)	Ivory, Jac.	3	3	0
5t)	Keenum, L.A.	3	3	0
5t)	Keo, Den.-N.O.	3	1	2
5t)	Luck, Ind.	3	3	0
5t)	Peters, K.C.	3	0	3
5t)	*Prescott, Dal.	3	3	0
5t)	Roethlisberger, Pit.	3	3	0
5t)	Sproles, Phi.	3	3	0
5t)	Taylor, Buf.	3	3	0
5t)	Watford, Ariz	3	3	0
5t)	Wilson, Sea.	3	3	0
5t)	Winston, T.B.	3	3	0

NFL / OFFENSIVE FUMBLE RECOVERIES

Rank	Player, Team	Ret	Yards	Avg	Long	TD
1)	*Wentz, Phi.	6	0	0.0	0	0
2t)	Cousins, Was.	5	0	0.0	0	0
2t)	Palmer, Ariz	5	0	0.0	0	0
4t)	Fitzpatrick, NY-J	3	0	0.0	0	0
4t)	Hester, Bal.	3	0	0.0	0	0
4t)	Ivory, Jac.	3	0	0.0	0	0
4t)	Keenum, L.A.	3	0	0.0	0	0
4t)	*Prescott, Dal.	3	0	0.0	0	0
4t)	Roethlisberger, Pit.	3	0	0.0	0	0
4t)	Sproles, Phi.	3	0	0.0	0	0
4t)	Watford, Ariz	3	0	0.0	0	0
4t)	Wilson, Sea.	3	0	0.0	0	0
4t)	Winston, T.B.	3	0	0.0	0	0
4t)	Luck, Ind.	3	-1	-0.3	0	0
4t)	Taylor, Buf.	3	-3	-1.0	0	0

NFL / DEFENSIVE FUMBLE RECOVERIES

Rank	Player, Team	Ret	Yards	Avg	Long	TD
1)	Alonso, Mia.	4	2	0.5	2	0
2)	Peters, K.C.	3	31	10.3	21	0
3t)	Davis, Car.	2	46	23.0	46t	1
3t)	*Poole, Atl.	2	10	5.0	10	0
3t)	Thompson, Car.	2	9	4.5	9t	1
3t)	Mercilus, Hou.	2	7	3.5	5	0
3t)	Sendejo, Min.	2	5	2.5	3	0
3t)	Kruger, N.O.	2	1	0.5	1	0
3t)	P. Brown, Buf.	2	0	0.0	0	0
3t)	*Buckner, S.F.	2	0	0.0	0	0
3t)	Compton, Was.	2	0	0.0	0	0
3t)	T. Crawford, Dal.	2	0	0.0	0	0
3t)	D. Jackson, Ind.	2	0	0.0	0	0
3t)	Jefferson, Ariz	2	0	0.0	0	0
3t)	Jones, Ariz	2	0	0.0	0	0
3t)	Keo, Den.-N.O.	2	0	0.0	0	0
3t)	Mack, Oak.	2	0	0.0	0	0
3t)	McCoy, T.B.	2	0	0.0	0	0
3t)	Nelson, Oak.	2	0	0.0	0	0
3t)	Nelson, K.C.	2	0	0.0	0	0
3t)	Orr, Bal.	2	0	0.0	0	0
3t)	*Sims, Ten.	2	0	0.0	0	0
3t)	Stupar, N.O.	2	0	0.0	0	0
3t)	Ward, Den.	2	0	0.0	0	0
3t)	Flowers, N.E.	2	-3	-1.5	0	0

WEEK 12 / THROUGH MONDAY, NOVEMBER 28, 2016

Team/Offense Rank (Within League)

	BAL	BUF	CIN	CLE	DEN	HOU	IND	JAX	KC	MIA	NE	NYJ	OAK	PIT	SD	TEN	ARI	ATL	CAR	CHI	DAL	DET	GB	LA	MIN	NO	NYG	PHI	SF	SEA	TB	WAS
	23t	18	10	30	19	29	15	23t	27	25	6	22	5	12	8	7	9	3	14	16	4	26	11	31	32	1	21	20	28	17	13	2
	29	15	13	26	25	31	19	27	24	8	6	18	7	9	11	5	21	1	20	10	4	14	16	30	32	3	17	23	28	12	22	2
	28	1	14	26	19	5	25	24	23	6	7	12	10	18	20	3	17	15	13	21	2	30	22	29	32	9	31	8	4	27	16	11
	29	1	19	7	28	15	23	17	21	4	20	10	13	12	24	2	16	22	5	3	25	11	31	32	9	30	14	8	26	27	6	6
	18	32	10	26	22	31	11	21	23	28	6	24t	4	8	5	20	3	19	15	16	17	7	29	24t	1	12	27	30	14	13	2	2
	28	27	14	31	18	32	19	30	23	10	4	20	7	11	8	6	4	17	15	2	13	21	26	22	5	12	25	29	9	16	3	3
	18	6	9	25	16	31	22	27	4	21	1	32	5	14	28	17	26	10	29	19	2	7	13	30	3	12	20	15	23	8	24	11
	9	31	27	32	29	8	30	10	22	28	12	15	1	3	18	7	25	23	21	13	6	17	11	24	19	5	4	16	26	20	14	2
	24	18t	10	29	20	25	12	15	21	31	6t	27	11	16	8	14	5	13	22t	2	18t	6t	32	30	1	26	17	22t	28	9	3t	3t
	32	18	22	31	16	14	10	23	28	27	6	19	17	11	8	5	12	15	13	24	3	9	2	30	20	1	26	29	21	25	7	4
	26	7	4	5t	5t	30	15	22t	3	32	8t	16t	12t	22t	27t	27t	10	12t	31	1	8t	19	22t	22t	2	14	16t	16t	11	21	20	20
	23	6	26	30	20	5	27	28	2	19	17	32	11	12	22	24	8	31	16	13	3	10	18	7	14	25	4	21	15	9	1	1
	6	18	5	30	12	28	3	14	8	4	27	10	21	15	29	24	11	23	22	19	16	26	7	2	31	9	1	25	20	32	13	13
	10	31	16	19	14	5	1	12	13	15	27	30	4	21	18	22	8	6	28	11	3	23t	9	26	2	7	20	23t	25	17	29	29
	19	27	26	13	9	22	3	30	8	14	11	29	4	18	15	28	7	25	24	21	1	16	2	10	5	12	23	20	17	6	31	31
	24t	8	27	30	13t	29	12	26	16	17t	6	28	5	13t	4	7	20	1	10	31	3	19	11	32	24t	2	21	15	22	23	17t	9
	1	26	25	29t	14	19	5t	16t	7	21	23	15	27	29t	10t	8	18	4	20	28	5t	10t	12	16t	24	31	3	13	2	9	32	22

Opponent/Defense Rank (Within League)

	BAL	BUF	CIN	CLE	DEN	HOU	IND	JAX	KC	MIA	NE	NYJ	OAK	PIT	SD	TEN	ARI	ATL	CAR	CHI	DAL	DET	GB	LA	MIN	NO	NYG	PHI	SF	SEA	TB	WAS
	2	10	23	31	4	5	30	6	28	20	14	12	29	18	19	22	1	27	17	11	21	15	13	9	3	26	16	8	32	7	24	25
	4	11	19	29	2	9	31	6	21	12	14	15	32	22	17	20	1	18	13	10	28	24	27	8	3	23	7	16	30	5	25	26
	1	21	28	31	27	19	23	24	29	30	13	4	26	9	6	8	11	10	2	18	3	16	7	20	14t	12	5	17	32	14t	22	25
	2	14	26	27	21	13	28	12	24	29	11	5	30	17	10	15	6	18	1	8	16	19	7	23	20	9	4	22	32	3	25	31
	6	8	13	19	1	5	30	3	20	9	18	22	28	23	26	25	2	32	29	12	31	14	21	7	4	27	24	11	15	10	17	16
	4	13	18	32	1	10	29	5	21	9	12	22	30	19	17	16	3	11	23	15	24	25	31	6	2	28	7	14	27	8	26	20
	5	15	4	18	8	23	32	31	2	9	29	27	10	24	1	14	6	25	7	28	30	20	16	26	3	22	17	12t	19	11	12t	21
	12	1	23	32	2	18	22	11	16	13	24	28	31	17	30	14	3	26	6	15	29	25	5	19	9	21	20	10	27	4	8	7
	1	25t	18t	30	9	3	28t	5	24	21t	11t	13t	21t	7t	13t	17	2	32	13t	11t	25t	23	7t	13t	6	25t	10	4	31	18t	18t	28t
	2	21	11	32	5	7	26	24	30	1	20	9	4	12	17	18	8	27	10	14	23	28	22	15t	15t	19	6	13	31	25	3	29
	28	3	9t	27	12	2	9t	20	14	25t	5	4	6t	22t	21	15t	15t	22t	29	32	22t	13	25t	31	1	6t	15t	9t	15t	8	30	15t
	29	7	20	12	8	28	18	32	2	15	4t	14	27	21	3	25	19	22	31	30	26	6	16	1	11	10	24	23	17	13	4t	9
	10	9	22	24	12	15	7	3	30	11	4	27	8	21	18t	25	14	1	18t	20	13	32	6	31	26	28	2	5	16	17	23	23
	10	3	14	20	32	16	27	22	13	2	6	9	23	4	19	25	31	29	28	7	11	5	15	15	18	26	24	21	12	1	8	30
	18	3	20	23	31	10	30	28	1	8	6	29	9	7	22	21	24	32	26	5	4	13	14	11	16	25	19	17	2	15	12	12
	4	12t	17	31	9	12t	28	27	8	16	3	21	23	10	26	22	11	29	24	18t	5t	15	25	12t	2	30	5t	5t	32	1	18t	18t
	1	31	18	4t	23	25t	19t	30	4t	8	2t	27	19t	15	12t	16	24	12t	6	29	7	11	32	9t	25t	28	22	9t	21	2t	17	14