

2016

SEASON



DECEMBER 4, 2016
12:00PM SOLDIER FIELD



San Francisco 49ers (1-10) vs. Chicago Bears (2-9)
 Sunday, December 4, 2016 -- Noon CT
 Soldier Field (Natural Grass) -- 61,500



REGULAR SEASON GAME 12 vs. SAN FRANCISCO

The Chicago Bears (2-9) play at Soldier Field, the site of both of their wins this season, for the second consecutive week when they take on the San Francisco 49ers (1-10) on Sunday, December 4.

The Bears will face off against San Francisco for the third consecutive season for the first time since the 2004-06 seasons when the Bears defeated the 49ers at Soldier Field three times in a row (23-13, 10/31/04; 17-9, 11/13/05; 41-10, 10/29/06).

The last time the two clubs met, the Monsters of the Midway fell to San Francisco in overtime, 20-26. Robbie Gould converted two FG attempts and running backs Matt Forte and Ka'Deem Carey each found their way into the endzone once. Deonte Thompson recorded a career-long 74-yard kickoff return to kick off the fourth quarter.

This week the Chicago Bears will have four players participating in the NFL's first ever My Cause, My Cleats campaign. Players across the league will wear custom cleats reflecting their commitment to charitable causes during Week 13 games. The four players participating are Sam Acho in support of Living Hope Ministries, DeAndre Houston-Carson in support of the Orphan Network, Jordan Howard in support of the Pulmonary Fibrosis Foundation and Patrick Scales in support of Colleen's Dream Foundation.

Following Sunday's game, the Bears have four remaining contests, with three coming against divisional opponents (at Detroit 12/11; vs. Green Bay 12/18; at Minnesota 1/1).

CHICAGO BEARS 2016 SCHEDULE

PRESEASON

Day	Date	Opponent	CT	Network
Thur.	Aug. 11	DENVER BRONCOS	L	0-22
Thur.	Aug. 18	@ New England Patriots	L	22-23
Sat.	Aug. 27	KANSAS CITY CHIEFS	L	7-23
Thur.	Sep. 1	@ Cleveland Browns	W	21-7

REGULAR SEASON

Day	Date	Opponent	CT	Network
Sun.	Sept. 11	@ Houston Texans	L	14-23
Mon.	Sept. 19	PHILADELPHIA EAGLES	L	14-29
Sun.	Sept. 25	@ Dallas Cowboys	L	17-31
Sun.	Oct. 2	DETROIT LIONS	W	17-14
Sun.	Oct. 9	@ Indianapolis Colts	L	23-29
Sun.	Oct. 16	JACKSONVILLE JAGUARS	L	16-17
Thur.	Oct. 20	@ Green Bay Packers	L	10-26
Mon.	Oct. 31	MINNESOTA VIKINGS	W	20-10
Sun.	Nov. 6	BYE WEEK		
Sun.	Nov. 13	@ Tampa Bay Buccaneers	L	10-36
Sun.	Nov. 20	@ New York Giants	L	16-22
Sun.	Nov. 27	TENNESSEE TITANS	L	21-27
Sun.	Dec. 4	SAN FRANCISCO 49ERS	Noon*	FOX
Sun.	Dec. 11	@ Detroit Lions	Noon*	CBS
Sun.	Dec. 18	GREEN BAY PACKERS	Noon*	FOX
Sat.	Dec. 24	WASHINGTON REDSKINS	Noon*	FOX
Sun.	Jan. 1	@ Minnesota Vikings	Noon*	FOX

* Game times tentative and subject to flex scheduling

BEARS MEDIA ITINERARY

Wednesday, November 30

11:15am.....Practice open to media until team activities
Head Coach John Fox available post-practice
Def. Coord. Vic Fangio available post-practice
STs Coord. Jeff Rodgers available post-practice
 1:30pm.....Head Coach John Fox conference call
 1:40pm.....Matt Barkley conference call
 2:00pm-2:45pm.....Open Locker Room
 TBD.....49ers player conference call
 TBD.....Head Coach Chip Kelly conference call

Friday, December 2

10:50am.....Practice open to media until team activities
Head Coach John Fox available post-practice
 Post Practice.....Open Locker Room

Saturday, December 3

No Availability

Sunday, December 4 49ers vs. BEARS (NOON)

Thursday, December 1

11:10am.....Practice open to media until team activities
Head Coach John Fox available post-practice
Off. Coord. Dowell Loggains available post-practice
 2:00pm-2:45pm.....Open Locker Room

- All practices held at Halas Hall unless otherwise noted
 - Times/availability are subject to change
 - All times are CT

TELEVISION

FOX

Play-by-Play.....Kenny Albert
 Color Analyst.....Daryl Johnston
 Sideline Reporter.....Laura Okmin

RADIO

WBBM Radio (780 AM & 105.9 FM)

Play-by-Play.....Jeff Joniak
 Color Analyst.....Tom Thayer
 Sideline Reporter.....Zach Zaidman

WVIV-FM 93.5/103.1FM & WRTO-AM 1200AM

Play-by-Play.....Hector Lozano
 Color Analyst.....Omar Ramos

www.facebook.com/chicagobears

Twitter: @chicagobears
 @chibearspromos

www.ChicagoBears.com

CHICAGO BEARS

Halas Hall 1520 Football Drive Lake Forest, IL 60045-4829 CHICAGOBEARS.COM

BEARS

THE HEAD COACHES

CHICAGO BEARS

John Fox

John Fox was named the 15th head coach in Chicago Bears history on January 16, 2015. Before joining the Bears, John Fox was a head coach with the Denver Broncos (2011-14) and Carolina Panthers (2002-10). He has compiled a 127-108 (.540) regular season record, six division titles, six double-digit win seasons and seven playoff appearances. In the postseason, Fox has amassed an 8-7 (.533) record as a head coach with three conference championship game appearances leading to two trips to the Super Bowl (XXXVIII with Carolina in 2003 and XLVIII with Denver in 2013). Prior to coaching the Panthers, Fox was the defensive coordinator for the N.Y. Giants (1997-2001). In 2000, Fox helped the Giants reach Super Bowl XXXV, including posting the first shutout in a conference title game since 1986. Before joining the Giants, he was a Rams' consultant (1996), defensive coordinator for the Raiders (1994- 95), defensive backs coach for the Chargers (1992-93) and Steelers (1989-91), and secondary coach for the USFL's L.A. Express (1985). Fox also coached collegiately at San Diego St. (1978), U.S. International (1979) Boise St. (1980), Long Beach St. (1981), Utah (1982), Kansas (1983), Iowa St. (1984), and Pittsburgh (1986-88).

SAN FRANCISCO 49ERS

Chip Kelly

Chip Kelly became the 19th head coach in franchise history on January 14, 2016, after spending the previous three seasons as head coach of the Philadelphia Eagles. He has compiled a 27-31 (.466) career regular season record. Kelly won 10 games in each of his first two seasons with the Philadelphia Eagles, including a NFC East Division championship in his first season in 2013, becoming the second head coach in league history to win a division title in his first season in the NFL. Prior to joining the Eagles organization, Kelly spent 22 seasons at the collegiate level. As head coach of the University of Oregon, he produced a 46-7 (.868) overall record and victories in the Rose Bowl and Fiesta Bowl while transforming the school into one of the nation's premier college football destinations.

HEAD COACH COMPARISON

CHICAGO		SAN FRANCISCO	
<u>John Fox</u>		<u>Chip Kelly</u>	
127-108 (.540)	Regular Season Record (pct.)	27-31 (.466)	
8-7	Playoff Record	0-0	
15th	Years as NFL head coach	4th	
2nd	Years as team's head coach	1st	
1-0	Career Head-to-Head (Reg. Season)	0-1	
1-4	Career vs. Team (Reg. Season)	1-0	

IMPORTANT NFL DATES

REGULAR SEASON

Sept. 8-12	2016 Kickoff Weekend
Nov. 1	Trade Deadline
Jan. 7-8, 2017	AFC-NFC Wild Card Playoffs
Jan. 14-15	AFC-NFC Divisional Playoffs
Jan. 22	AFC-NFC Championship Games
Jan. 29	Pro Bowl; Orlando, Florida
Feb. 5	Super Bowl LI; Houston, Texas.

QUICK FACTS

CHICAGO BEARS -- NFC NORTH DIVISION

Team Colors: Navy Blue, Orange and White

1920 Football Drive, Lake Forest, IL 60045

Telephone: (847) 295-6600

Official website: www.ChicagoBears.com

Facebook: www.facebook.com/chicagobears

Twitter: @chicagobears & @chibearspromos

Head Coach	John Fox
Defensive Coordinator	Vic Fangio
Offensive Coordinator	Dowell Loggains
Special Teams Coordinator	Jeff Rodgers
Defensive Quality Control	Sean Desai
Defensive Backs	Ed Donatell
Running Backs	Stan Drayton
Assistant Defensive Backs	Sam Garnes
Strength and Conditioning	Jason George
Assistant Special Teams	Richard Hightower
Outside Linebackers	Clint Hurr
Wide Receivers	Curtis Johnson
Offensive Line	Dave Magazu
Offensive Assistant	Kevin Mawae
Offensive Assistant	Ben McDaniels
Asst. Strength and Conditioning	Pierre Ngo
Asst. Strength and Conditioning	Rick Perry
Linebackers	Glenn Pires
Quarterbacks	Dave Ragone
Defensive Line	Jay Rodgers
Tight Ends	Frank Smith
Assistant Offensive Line	Ben Wilkerson

SAN FRANCISCO 49ERS - NFC WEST DIVISION

Team Colors: 49ers Gold and 49ers Red

4949 Marie P. DeBartolo Way, Santa Clara, CA 95054

Telephone: (408) 562-4949

www.49ers.com

Head Coach	Chip Kelly
Offensive Coordinator	Crutis Modkins
Defensive Coordinator	Jim O'Neil
Special Teams Coordinator	Derius Swinton II
Asst. Defensive Backs	Roy Anderson
Defensive Line	Jerry Azzinaro
Senior Analyst	Dana Bible
Wide Receivers	Bob Bicknell
Inside Linebackers	Joe Bowden
Asst. Special Teams	Michael Clay
Quarterbacks	Ryan Day
Offensive Line	Pat Flaherty
Defensive Backs	Jeff Haffey
Offensive Quality Control	Mick Lombardi
Defensive Quality Control	Tem Lukabu
Tight Ends	Jeff Nixon
Special Projects	Kevin O'Connell
Asst. Defensive Line	Vince Oghobase
Strength, Conditioning and Nutrition Asst.	Kurt Schmidt
Outside Linebackers	Jason Tarver
Director of Human Performance	Mark Uyeyama
Asst. Offensive Line	Eric Wolford

BEARS-49ERS CONNECTIONS

49ers who are former Bears:

- Offensive line coach Pat Flaherty was the tight ends coach for the Bears from 2001-03 and special teams coordinator Derius Swinton II was the assistant special teams coach for the Bears in 2015.

49ers with connections to Illinois:

- DB Jimmie Ward played collegiately at Northern Illinois.

Bears who are former 49ers:

- Defensive coordinator Vic Fangio held his same position with the 49ers from 2011-14, Defensive backs coach Ed Donatell held his same position with the 49ers from 2011-14, special teams coordinator Jeff Rodgers coached for the 49ers from 2003-04 as the special teams quality control coach and again from 2005-07 as the assistant special teams coach and assistant special teams coach Richard Hightower held his same position for the 49ers in 2015.

Bears with connections to California:

- Head coach John Fox has coached at San Diego State (1978) and Long Beach State (1981), wide receivers coach Curtis Johnson has coached at San Diego State (1989-93) and Cal (1995) and defensive backs coach Ed Donatell coached at Cal State Fullerton (1989).

- QB Matt Barkley played collegiately at USC and played football at Mater Dei High School in Santa Ana.

- QB David Fales played collegiately at San Jose State and played football at Palma School in Salinas.

- DL Akiem Hicks played football at Del Campo High School in Fair Oaks.

- OL Charles Leno, Jr. played football at San Leandro High School.

- TE Logan Paulsen played collegiately at UCLA and played football at Chaminade College Prep in West Hills.

- LB John Timu played football at Jordan High School in Long Beach.

- WR Marquess Wilson played football at Tulare Union High School in Tulare.

Coaching Connections:

- In 2012, Bears defensive quality control coach Sean Desai was the running backs coach and special teams coordinator at Temple while 49ers quarterbacks coach Ryan Day was the offensive coordinator.

- From 2013-14, Bears head coach John Fox held his same position with the Denver Broncos while 49ers special teams coordinator Darius Swinton II was the assistant special teams coach. Also on that staff was Bears coaches Jeff Rodgers, Sam Barnes, Dave Magazu, and Jay Rodgers.

HEAD-TO-HEAD COMPARISON

2016 REGULAR SEASON

CHICAGO (NFL Rank)		SAN FRANCISCO (NFL Rank)
16.2 (31)	Points Scored	20.7 (22)
350.2 (16)	Total Offense	324.6 (28)
98.5 (21)	Rushing Offense	125.5 (4)
251.1 (15)	Passing Offense	198.2 (30)
24.0 (18t)	Points Allowed	31.3 (32)
343.2 (11)	Total Defense	424.5 (32)
103.4 (18)	Rushing Defense	171.8 (32)
239.8 (12)	Passing Defense	252.6 (15)
-8 (28)	Turnover Ratio	-5 (23t)

BEARS-49ERS SERIES

THE SERIES: The regular season record between the two clubs is tied at 30-30-1, but the 49ers have won all three post-season games between the teams (1984, '88, '94) to forge their 33-30-1 overall lead in the series which began in 1950.

The series began in San Francisco's first year in the NFL, as the Bears handed the 49ers a 32-20 defeat. Chicago won the first three games played between the two teams (twice in 1950 and once in 1951), tied for the longest win streak of the series matched on three other occasions (1955-56, 1976-79; 2004-2006).

From 1952-1966 the Bears and 49ers met twice annually with San Francisco holding a slight 15-14-1 edge in the series during that span. Both teams swept the series on two occasions during that stretch (Chicago: 1956 and 1958; San Francisco: 1953 and 1957). The one tie came in 1966 with both teams deadlocked at 30-30.

From 1967-79, Chicago and San Francisco played once a year with the exception of 1973 and 1977. The Bears won the first two meetings during that time before the 49ers compiled their longest win streak of the series, claiming six-straight contests from 1969-75. Chicago won four of the next five meetings (wins in 1976, '78, '79 and '93; loss in 1981) before San Francisco claimed victory in the first postseason meeting between the teams in 1984.

The teams then alternated wins in '85 (Bears) and '87 (49ers). In 1988 Chicago claimed the regular season meeting before San Francisco won the rematch in the conference championship. The 49ers then won four-straight meetings (1989, '91, '94 playoffs and 2000), before the Bears snapped the streak in 2001. San Francisco took the next meeting in 2003 before Chicago won three-straight ('04, '05 and '06). San Francisco won in '09, '12 and '15, with the Bears claiming a win in 2014.

BEARS-49ERS: W-30 L-33 T-1

1950 — Bears, 32-20 (KZ) Bears, 17-0 (W)	1963 — 49ers, 20-14 (KZ) Bears, 27-7 (W)	49ers, 28-3 (S) CC 1989 — 49ers, 26-0 (SF)
1951 — Bears, 13-7 (W)	1964 — 49ers, 31-21 (KZ) Bears, 23-21 (W)	1991 — 49ers, 52-14 (SF)
1952 — 49ers, 40-16 (W) Bears, 20-17 (KZ)	1965 — 49ers, 52-24 (KZ) Bears, 61-20 (W)	1994 — 49ers, 44-15 (SF) SR 2000 — 49ers, 17-0 (SF)
1953 — 49ers, 35-28 (W) 49ers, 24-14 (KZ)	1966 — Tie 30-30 (W) 49ers, 41-14 (KZ)	2001 — BEARS, 37-31 + (S)
1954 — 49ers, 31-24 (W) Bears, 31-27 (KZ)	1967 — Bears, 28-14 (KZ) 1968 — Bears, 27-19 (W)	2003 — 49ers, 49-7 (SF)
1955 — 49ers, 20-19 (W) Bears, 34-23 (KZ)	1969 — 49ers, 42-21 (KZ) 1970 — 49ers, 37-16 (W)	2004 — BEARS, 23-13 (S)
1956 — Bears, 31-7 (W) Bears, 38-21 (KZ)	1971 — 49ers, 13-0 (SF) 1972 — 49ers, 34-21 (S)	2005 — BEARS, 17-9 (S)
1957 — 49ers, 21-17 (W) 49ers, 21-17 (KZ)	1974 — 49ers, 34-0 (S) 1975 — 49ers, 31-3 (SF)	2006 — BEARS, 41-10 (S)
1958 — Bears, 28-6 (W) Bears, 27-14 (KZ)	1976 — BEARS, 19-12 (SF) 1978 — BEARS, 16-13 (SF)	2009 — 49ers, 10-6 (SF) th nfl
1959 — 49ers, 20-17 (KZ) Bears, 14-3 (W)	1979 — BEARS, 28-27 (SF) 1981 — 49ers, 28-17 (SF)	2012 — 49ers, 32-7 (SF) mnf
1960 — Bears, 27-10 (W) 49ers, 25-7 (KZ)	1983 — BEARS, 13-3 (S) 1984 — 49ers, 23-0 (SF) CC	2014 — BEARS, 28-20 (LE) snf
1961 — Bears, 31-0 (W) 49ers, 41-31 (KZ)	1985 — BEARS, 26-10 (SF) 1987 — 49ers, 41-0 (SF)	2014 — 49ers, 26-20 (S) +
1962 — Bears, 30-14 (KZ) 49ers, 34-27 (W)	1988 — BEARS, 10-9 (S);	KEY: KZ = Kezar Stadium, San Francisco; W = Wrigley Field, Chicago; SF = 3Com Park/Candlestick Park, San Francisco; S = Soldier Field; LE = Levi's Stadium, Santa Clara + = Overtime, Bold = Post-Season Game; CC = Conference Championship; SR = Second Round Playoffs; th nfl = Thursday Night Football; snf = Sunday Night Football.

NFC NORTH STANDINGS 2016 Regular Season Standings

Team	W	L	Pct.	PF	PA	Home	Away	Div	Streak
Detroit	7	4	.636	247	238	5-1	2-3	2-2	Won 3
Minnesota	6	5	.545	218	192	4-1	2-4	1-3	Lost 1
Green Bay	5	6	.455	274	289	3-2	2-4	2-1	Won 1
CHICAGO	2	9	.182	178	264	2-3	0-6	2-1	Lost 3

Bears One-Liners: Offense

QUARTERBACKS

Matt Barkley (NFL Career): In his 4th NFL season, completing 64-of-119 passes for 697 yards with 3 TDs and 8 interceptions in 6 games (1 start) with the Philadelphia Eagles (2013-15), Arizona Cardinals (2016) and Chicago Bears (2016)

- Completed 30-of-50 pass attempts for 300 yards and 4 interceptions in 4 games with the Eagles (2013-14)

(2016 Season):

- Completed 34/69 pass attempts for 397 yards, 3 TDs and 4 INTs
- Promoted to the Bears active roster 9/22
- Made first career start vs. TEN (11/27)
- Threw his first career TD pass vs. TEN (11/27)
- Did not play games 3-6

Jay Cutler (NFL Career): In his 11th NFL season having started all 139 games played with Denver (2006-08) and Chicago (2009-16), completing 2,782-of-4,491 pass attempts (61.9 percent) for 32,467 yards, 208 touchdowns and 146 interceptions for a QB rating of 85.7

- Has added 1,650 rushing yards and 9 touchdowns on 367 career carries (4.5 ypc)
- Pro Bowl selection after 2008 season
- 8-time team captain with Denver (2008) and Chicago (2009-13 & 2015-16) [Bears had weekly captains during 2014 season]
- 38th in NFL history in passing yards
- 38th in NFL history in passing touchdowns

(2016 Season):

- Completed 81-of-137 pass attempts for 1,059 yards with 4 touchdowns and 5 interceptions for a 78.1 passer rating... Added 5 rush attempts for 24 yards
- Left the game vs. PHI (9/19) early with a hand injury
- Inactive games 3-7 with a right thumb injury
- Inactive game 11 with a right shoulder injury
- Named team captain for the eighth time in his career

David Fales (NFL Career): In his 3rd NFL season, without appearing in a regular season game with the Chicago Bears (2014-16)

(2016 Season):

- Signed to the Bears active roster from the Baltimore Ravens practice squad on 11/23

RUNNING BACKS

Ka'Deem Carey (NFL Career): In his 3rd NFL season appearing in 34 games (1 start), posting 107 carries for 432 yards (4.0 ypc) and 2 TDs

- Added 13 receptions for 131 yards (10.1 ypr) and 1 TD
- One special teams, owns 4 kickoff returns for 76 yards
- Selected by Chicago in the fourth round (117th overall) of the 2014 NFL Draft

(2016 Season):

- Rushed 28 times for 115 yards (4.1 avg)
- Added 5 catches for 55 yards (11.0 avg)
- Returned 2 kickoffs for 38 yards
- Inactive with a hamstring injury vs. DET (10/2)

Bears One-Liners: Offense

Jordan Howard (NFL Career): In his 1st professional season after being selected by the Chicago Bears in the 5th round (150th overall) of the 2016 NFL Draft

(College): Appeared in 32 career games over three seasons with UAB (2013-14) and Indiana (2015), compiling 3,681 rushing yards on 647 attempts (5.7avg) and 24 rushing touchdowns, with 24 receptions for 261 yards (10.9) and 3 receiving touchdowns

- Earned first team all-Big Ten (2015), first team all-CUSA (2014), and CUSA all-Freshman team (2013) honors
- Set UAB's single-season rushing yards record in the football program's final season (2014) with 1,587 yards

(2016 Season):

- Owns 766 rush yards on 149 attempts (5.1 avg) and 2 TDs
- Added 22 receptions for 242 yards (11.0 avg) and 1 TD
- Rushed for 100+ yards in 4 contests
- Became the first Bears rookie to rush for 100+ yards in his first two starts (111 vs. DET 10/2; 118 at IND 10/9)
- Posted a season-high 153 yards on the ground vs. MIN (10/31)
- Ranks 2nd among rookies in rush yards
- Ranks 3rd among rookie RBs in YPC (minimum of 20 attempts)
- Ranks 2nd among rookie RBs in yards from scrimmage
- Week 8 FedEx Ground Player of the Week award Winner
- Will be wearing cleats to support the Pulmonary Fibrosis Foundation Week 13 as part of the NFL's *My Cleats* initiative

Jeremy Langford (NFL Career): In his 2nd professional season appearing in 23 games (5 starts), rushing 188 times for 682 yards (3.6 avg) and 9 TDs

- Added 35 catches for 357 yards (10.2 avg) and 1 TD
- Selected by Chicago in the 4th round (106th overall) of the 2015 NFL Draft

(2016 Season):

- Owns 145 rush yards on 40 attempts (3.6 avg) and 3 TDs
- Added 13 receptions for 78 yards (6.0 avg)
- Left the game at DAL (9/25) early with an ankle injury
- Inactive with an ankle injury games 4-7

Paul Lasike (NFL Career): In his 1st professional season appearing in 7 games (2 starts), rushing 2 times for 3 yards

- Added 1 catches for 3 yards

(2016 Season):

- Gained 3 yards on 2 rush attempts and 3 yards on 1 reception in 7 games (2 starts)

Bears One-Liners: Offense

WIDE RECEIVERS

Joshua Bellamy (NFL Career): In his 5th NFL season, appearing in 39 games (3 starts) with Kansas City (2012), Washington (2013) and Chicago (2014-16), hauling in 29 receptions for 347 yards (12.0 avg) and 2 touchdowns.

- Has 5 kickoff returns for 113 yards (22.6 ypr), 16 special teams tackles and 1 opponent fumble recovery on a muffed punt
- Rushed 1 time for 7 yards

(2016 Season):

- Appeared as sub in 11 contests, posting 10 catches for 123 yards (12.3 avg) and 1 rush for 7 yards on offense and 4 STTs

Daniel Braverman (NFL Career): In his rookie season after being selected by the Chicago Bears in the 7th round (230th overall) of the 2016 NFL Draft

(College): Started 27-of-37 games over three seasons at Western Michigan (2012, '14-15), hauling in 213 passes for 2,509 yards (11.8 avg) and 19 touchdowns

- Added 76 yards on 12 rush attempts (6.3 avg)
- On special teams, posted 24 punt returns for 109 yards (4.5 avg) and 15 kickoff returns for 312 yards (20.8 avg)

(2016 Season):

- Signed to the active roster 11/29

Cameron Meredith (NFL Career): In his 2nd season NFL season, posting 46 receptions for 569 yards (12.4 avg) in 20 games (6 starts) after signing as an undrafted free agent with the Bears out of Illinois State

(2016 Season):

- Owns 35 catches for 449 yards (12.8 avg) in 9 games (6 starts)
- Inactive games 1-2
- Led the team in receptions (11) and receiving yards (113) vs. JAX (10/16), he also led the Bears in those categories at IND (10/9). Posted 20 catches for 243 yards (12.2 avg) in those two contests. Prior to the Colts game, he owned 17 career catches for 172 yards.

Eddie Royal (NFL Career): In his 9th season in the NFL between Denver (2008-11), San Diego (2012-14) and Chicago (2015-16), hauling in 408 receptions for 4,357 (10.7 ypc) and 28 touchdowns

- Has added 275 rushing yards on 35 carries (7.9 ypc)
- As a returner, has 1,354 yards and 3 TDs on 131 punt returns (10.3 ypr) and 1,375 yards and 1 TD on 57 kickoff returns (24.1 ypr)
- One of 13 players in NFL history to score on a punt return and kickoff return in the same contest (October 19, 2009 at San Diego)
- Set Broncos rookie records for catches (91), receiving yards (980), receiving TDs (5) and 100-yard receiving games (3), with current Bears QB Jay Cutler as his QB
- 91 receptions in '08 are tied for 2nd most by a rookie in NFL history with Odell Beckham ('14), trailing the 101 by Anquan Boldin ('03)

(2016 Season):

- Owns 33 receptions for 369 yards (11.2 avg) and 2 TDs
- Added 19 punt returns for 166 yards (8.7 avg) and 1 TD on special teams
- Did not finish due to a toe injury vs. JAX (10/16)
- Inactive games 7-8

Bears One-Liners: Offense

Deonte Thompson (NFL Career): In his 5th NFL season, appearing in 32 games (2 starts) with Baltimore (2012-13), Buffalo (2014) and Chicago (2015), grabbing 24 receptions for 286 yards (11.9 ypr) and 1 TD

- Added 59 kickoff returns for 1,490 yards (25.3 ypr)

(2016 Season):

- Owns 23 kickoff returns for 491 yards (21.3 avg) and 7 catches for 58 yards and 1 TD in 11 games (2 starts)
- Scored his first career TD vs. TEN (11/27)

Marquess Wilson (NFL Career): In his 4th NFL season, appearing in 30 games (14 starts) with the Chicago Bears (2013-16), posting 777 receiving yards on 56 catches (13.9 avg) and 3 TDs

(2016 Season):

- Owns 9 catches for 160 yards and 1 TD
- Posted career highs in receptions (8) and receiving yards (125) vs. TEN (11/27)
- Activated from PUP 11/15

TIGHT ENDS

Ben Braunecker (NFL Career): Begins rookie season after signing with the Bears as an undrafted free agent out of Harvard

(College): Registered 68 receptions for 1,168 (17.2 avg) and 10 touchdowns in 25 games over four seasons at Harvard (2012-15)

(2016 Season):

- Appeared in 8 games with 1 start, totaling 2 catches for 22 yards
- Added 1 STT
- Signed to the active roster 10/1

Daniel Brown (NFL Career): In his 2nd NFL season, posting 9 receptions for 88 yards (9.8 ypr) and 1 TD in 9 games (1 starts) with the Baltimore Ravens (2015-16) and Chicago Bears (2016)

(2016 Season):

- Owns 3 receptions for 24 yards (8.0 avg) and 1 TD
- Scored his first career TD vs. TEN (11/27)
- Appeared in 2 games with BAL
- Acquired from waivers by the Bears 10/24
- Inactive games 8-10

Logan Paulsen (NFL Career): In his 7th professional season, appearing in 86 games with 52 starts for the Washington Redskins (2010-15) and Chicago Bears (2016), recording 82 receptions for 816 yards (10.0 avg) and 6 TDs

(2016 Season):

- Owns 3 catches for 15 yards (5.0 avg) in 11 games with 10 starts
- Adds 1 STT

Bears One-Liners: Offense

OFFENSIVE LINE

Mike Adams (NFL Career): In his 5th professional season, appearing in 52 games with 21 starts for the Pittsburgh Steelers (2012-14) and Chicago Bears (2016)

(2016 Season):

- Appeared as a sub games 1-9, 11
- Started at RT game 10

Cornelius Edison (NFL Career): In his 1st professional season, appearing in 3 games for the Chicago Bears (2016)

(2016 Season):

- Appeared as a sub games 8, 10-11

Eric Kush (NFL Career): In his 3rd professional season, appearing in 14 games with 4 starts for the Kansas City Chiefs (2013), St. Louis Rams (2015) and Chicago Bears (2016)

(2016 Season):

- Inactive games 1-6, 9
- Started at LG games 7-8, 11
- Appeared as a sub at LG game 10

Ted Larsen (NFL Career): In his 7th NFL season, starting 60-of-97 career contests for the Tampa Bay Buccaneers (2010-13), Arizona Cardinals (2014-15) and Chicago Bears (2016)

- Started 34 games at left guard, 16 games at right guard and 10 games at center during his NFL career in the regular season

(2016 Season):

- Started 3-of-11 games at RG

Charles Leno, Jr. (NFL Career): In his 3rd NFL season with Chicago, seeing action in 33 contests with 25 starts

- 24 starts at LT and 1 start as a sixth eligible lineman
- Selected by the Bears in the seventh round (246th overall) of the 2014 NFL Draft out of Boise State

(2016 Season):

- Started at LT games 1-11
- One of two Bears to start every game on offense this season (Cody Whitehair)

Bobbie Massie (NFL Career): In his 5th NFL season, appearing in 64 games with 56 starts in four seasons with the Arizona Cardinals (2012-15) and Chicago Bears (2016)

- Part of an offensive line that allowed just 27 sacks in in 2015 (tied for 4th fewest in the NFL) and 28 sacks in 2014 (tied for the 6th fewest in the NFL)
- Helped the Cardinals gain 6,692 yards from scrimmage in 2015, which ranked 2nd in the NFL and 2nd in franchise history.

(2016 Season):

- Started at RT games 1-9, 11
- Left the game early with a concussion at TB (11/13)
- Inactive with a concussion at NYG (11/20)

Bears One-Liners: Offense

Josh Sitton (NFL Career): In his 9th professional season, appearing in 129 games with 120 starts (64 at RG, 55 at LG and 1 at LT) with the Green Bay Packers (2008-15) and Chicago Bears (2016)

- 2010 Offensive Lineman of the Year (NFL Alumni Association), first-team all-Pro (Sporting News 2014), first-team all-NFL (PFWA, 2014), second-team all-Pro (AP, 2013-15) and was named a Pro Bowl alternate in 2010-11 and '13
- Helped the Packers offense rank first in the NFL in scoring (30.4), sixth in yards per game (386.1) and tied for first in giveaways with a franchise-record low 13 in 2014
- Part of an offensive line that tied for ninth in the league in sacks allowed with 30 in 2014
- Part of an offense that set Green Bay records in points (560), total net yards (6,482) and total net passing yards (4,924) in 2011

(2016 Season):

- Started at LG games 1-6, 9-10
- Left the game early with an ankle injury at NYG (11/20)
- Inactive with an ankle injury games 7-8, 11

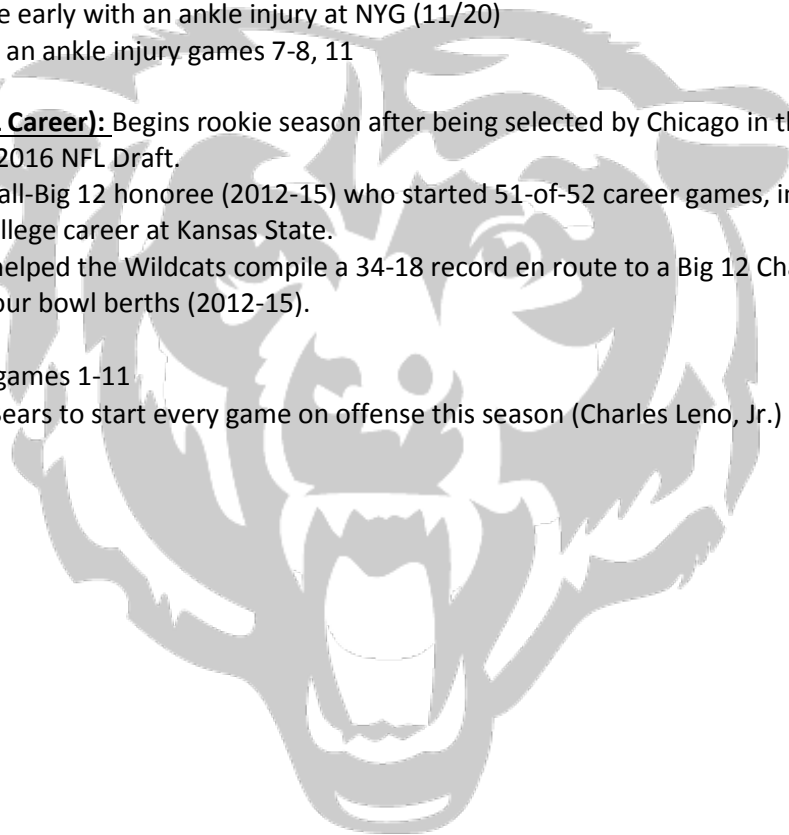
Cody Whitehair (NFL Career): Begins rookie season after being selected by Chicago in the 2nd round (56th overall) of the 2016 NFL Draft.

(College): Four-time all-Big 12 honoree (2012-15) who started 51-of-52 career games, including 41 straight to end his college career at Kansas State.

- Since 2012, helped the Wildcats compile a 34-18 record en route to a Big 12 Championship (2012) and four bowl berths (2012-15).

(2016 Season):

- Started at C games 1-11
- One of two Bears to start every game on offense this season (Charles Leno, Jr.)



Bears One-Liners: Defense

(all stats based on press box stats)

DEFENSIVE LINE

Jonathan Bullard (NFL Career): In his rookie season after being selected in the 3rd round (72nd overall) of the 2016 NFL Draft

(College): Started 36-of-50 career contests at Florida, posting 178 tackles, 12 sacks, 33.5 TFLs and 5 pass breakups

- Earned All-America and all-SEC honors following his senior season

- 17.5 TFLs in 2015 were the most by a Gator since former Bear Alex Brown Notched 18 in 1999

(2016 Season):

- Owns 14 tackles, 1 sack and 2 TFLs in 10 games (1 start)
- Posted his first career sack at IND (10/9)
- Started his first game at TB (11/13)
- DNP vs. DET (10/2)

Eddie Goldman (NFL Career): In his 2nd NFL season appearing in 19 games (15 starts), collecting 37 tackles, 6 sacks, 6 TFLs and 1 PBU

- Ranked 4th in the NFL among rookies with 4.5 sacks in 2015
- Selected by the Bears in the 2nd round (39th overall) of the 2015 NFL Draft

(2016 Season):

- Posted 15 tackles, 1.5 sacks, 1 TFL and 1 pass breakup
- Left the game early with an ankle injury vs. PHI (9/19)
- Inactive games 3-8, 10 with an ankle injury

Akiem Hicks (NFL Career): In his 5th professional season, starting 44-of-72 contests with 169 tackles, 13.5 sacks, 28 TFLs, 2 forced fumbles, 2 fumble recoveries and 2 pass breakups with the New Orleans Saints (2012-15), New England Patriots (2015) and Chicago Bears (2016)

- His 119 tackles with New Orleans ranked 2nd among the defensive linemen on the Saints from 2012-15
- Led the Saints d-line in tackles in 2013 (56) and placed 2nd in 2014 (41)
- Ranked 4th on the Saints in sacks from 2012-15 (6.5)
- 3 sacks ranked tied for 3rd among the Patriots defensive linemen in 2015

(2016 Season):

- In 11 games (11 starts), owns 29 tackles, 6 TFLs, 4 sacks, 1 FF and 1 FR
- Added 1 blocked FG on special teams at GB (10/20)
- Recorded his first sack as a Bear vs. DET (10/2)
- Tied his career single-game high for sacks (2) vs. MIN (10/31)
- Leads the Bears d-line in tackles (29) and sacks (4)

Mitch Unrein (NFL Career): Appeared in 78 games with 13 starts over seven seasons with Denver (2011-14), San Diego (2015) and Chicago (2015-16), recording 83 tackles – including 2 TFLs and a sack – and 1 fumble recovery

- Saw action in 6 postseason contests with Denver, recording 6 tackles – including 1 TFL
- Occasionally lines up on offensive in the red zone, notching 1 reception for a 1-yard score

(2016 Season):

- Notched 16 tackles in 8 games with 6 starts
- Inactive with a back injury games 9-11

Bears One-Liners: Defense

(all stats based on press box stats)

Cornelius Washington (NFL Career): In his 4th season, seeing action in 26 games (2 starts), recording 21 tackles, 3 sacks, 5 TFLs, 1 pass breakup and 3 special teams stops with Chicago (2013-16)

- Recorded first career sack on November 23, 2014 versus Tampa Bay

(2016 Season):

- Tallied 14 tackles, 2 sacks, 1 pass breakup and 2 TFLs
- Made his first career start at NYG (11/20)
- Inactive vs. PHI (9/1)

LINEBACKERS

Sam Acho (NFL Career): In his 6th pro season, appearing in 77 games with 44 starts with the Arizona Cardinals (2011-14) and Chicago Bears (2015-16), producing 168 tackles, 14 sacks, 20 TFLs, 3 interceptions, 10 pass breakups, 9 forced fumbles and 3 fumble recoveries (2 defensive and one of his own teammate's on special teams)

- Has added 22 tackles on special teams
- In 1 postseason contest with the Cardinals, registered 7 tackles including a strip-sack that was recovered by Arizona's defense

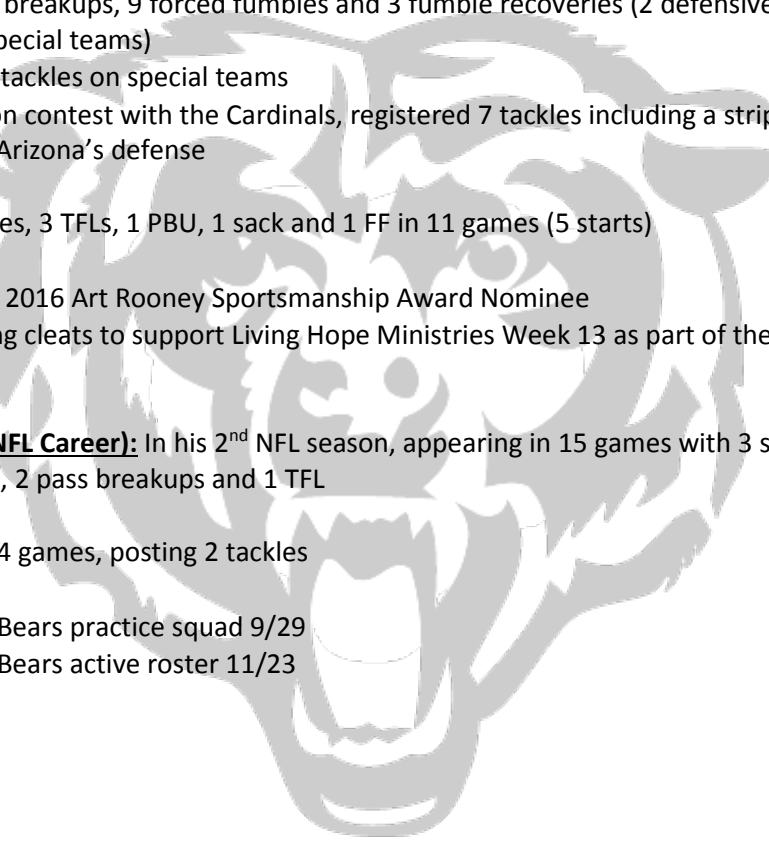
(2016 Season):

- Owns 22 tackles, 3 TFLs, 1 PBU, 1 sack and 1 FF in 11 games (5 starts)
- Added 2 STTs
- Chicago Bears 2016 Art Rooney Sportsmanship Award Nominee
- Will be wearing cleats to support Living Hope Ministries Week 13 as part of the NFL's *My Cleats* initiative

Jonathan Anderson (NFL Career): In his 2nd NFL season, appearing in 15 games with 3 starts, tallying 36 tackles, 1 interception, 2 pass breakups and 1 TFL

(2016 Season):

- Saw action in 4 games, posting 2 tackles
- Waived 9/27
- Signed to the Bears practice squad 9/29
- Signed to the Bears active roster 11/23



Bears One-Liners: Defense

(all stats based on press box stats)

Leonard Floyd (NFL Career): In his rookie season after being selected by the Bears in the 1st round (9th overall) of the 2016 NFL Draft

(College): Started 32-of-38 career games for Georgia, posting 184 tackles, 17 sacks, 28.5 TFLs, 5 forced fumbles, 2 fumble recoveries and 4 pass breakups

- Following his junior year, named second-team all-SEC and was Sports Illustrated honorable mention All-America.
- Won Charley Trippi Most Versatile Award and was a Butkus Award finalist.

(2016 Season):

- Owns 25 tackles, 5.0 sacks, 4 TFLs, 1 PBU, 1 forced fumble and 1 fumble recovery for a TD in 8 games with 8 starts
- 5.0 sacks ranks third among all rookies
- First Bears rookie since 2009 to record a sack in Week 1
- Recorded 2 sacks at GB (10/20), the first multi-sack game of his career
- Scored a TD off a fumble recovery at GB (10/20). He is the first Bears rookie to score a defensive TD since David Bass in 2013
- Inactive with a calf injury games 5-6
- Left the game early with a concussion at NYG (11/20)
- Inactive with a concussion vs. TEN (11/27)

Christian Jones (NFL Career): In his 3rd season with the Bears, appearing in 42 contests with 20 starts, recording 152 tackles - including 2 sacks and 5 additional TFLs - 2 FRs and 6 PBUs

- Added 15 special teams tackles
- Finished third on the Bears in both defensive tackles (98) and special teams tackles (11) in 2014 rookie season and second in defensive tackles (98) in 2015

(2016 Season):

- Owns 5 tackles and 1 pass breakup on defense and 9 tackles on special teams

Nick Kwiatkoski (NFL Career): In his rookie season after being selected by Chicago in the 4th round (113th overall) of the 2016 NFL Draft

(College): Appeared in 48 games with 37 starts in four seasons (2012-15) for West Virginia, notching 303 tackles, 28 TFLs, 6 interceptions, 2 sacks, 3 forced fumbles and 3 pass breakups

- Earned first-team all-Big 12 following his senior season

(2016 Season):

- In 9 games (2 starts), produced 9 tackles and 1 FF
- Inactive games 1-2
- Started his first career game he appeared in at DAL (9/25)

Bears One-Liners: Defense

(all stats based on press box stats)

Pernell McPhee (NFL Career): In his 6th season, appearing in 79 games with the Ravens (2011-14) and Bears (2015), starting 18 contests, posting 153 tackles, 25 sacks, 1 interception, 10 pass breakups, 35 TFLs, 5 forced fumbles and 1 fumble recovery

- Added 1 blocked field goal on special teams
- Helped Ravens to Super Bowl Championship after 2012 season, posting 4 tackles and 1 sack, 2 PBUs, 1 FF and 1 FR during playoff run

(2016 Season):

- Owns 8 tackles, 2 sacks, 2 TFLs and 1 FF
- Appeared as a sub games 7-11
- Elevated to the active roster from PUP 10/20

John Timu (NFL Career): In his 2nd season, appearing in 13 contests with 4 starts, recording 25 tackles, 2 TFLs and 2 FRs

- Adds 2 tackles on special teams

(2016 Season):

- In 6 games (1 start), tallied 2 tackles and 1 TFL
- Added 1 tackle on special teams
- Signed to the active roster 9/28
- Inactive games 9-10

Willie Young (NFL Career): In his 6th NFL season, totaling 171 tackles, 29.0 sacks, 1 INT, 13 PBUs, 41 TFLs, 2 FF and 2 FRs in 89 career games, including 38 starts, with the Detroit Lions (2010-13) and Chicago Bears (2014-16)

- Led team with career-high 10 sacks in 2014, adding 6.5 sacks in 2015, after having just 6 sacks total in previous 4 NFL seasons (2010-13)
- Became 1-of-3 Bears players with a sack in 5-straight games in 2015 (Games 9-14) along with Brian Urlacher (2000) and Steve McMichael (1983 & 1991) since sacks became an official NFL statistic in 1982

(2016 Season):

- Started 7-of-11 contests, recording 30 tackles, 6.5 sacks, 1 FF, 2 PBUs and 7 TFLs
- Leads the team in sacks (6.5)
- Leads the team in TFLs (7)

DEFENSIVEBACKS

Adrian Amos (NFL Career): In his 2nd NFL season starting all 27 games he has appeared in, notching 117 tackles, 1 sack, 4 TFLs, 1 FF, 1 FR and 6 PBUs

- In 2015, became first Bears rookie to lead the team in defensive tackles (108 based on coaches review) since Brian Urlacher in 2000
- Selected by the Bears in the fifth round (142nd overall) of the 2015 NFL Draft

(2016 Season):

- In 11 games (11 starts), owns 50 tackles, 2 TFLs, 4 PBUs, 1 forced fumble and 1 fumble recovery
- Added 3 STTs
- Left the game early with a concussion vs. PHI (9/19)

Bears One-Liners: Defense

(all stats based on press box stats)

Deon Bush (NFL Career): Starts his rookie season after being selected by Chicago in the 4th round (124th overall) of the 2016 NFL Draft

(College): Three-time all-ACC honoree (2013-15) who started 32-of-45 career games in four seasons (2012-15) with Miami

- Totaled 168 tackles, 10 TFLs, 5 sacks, 9 forced fumbles, 3 fumble recoveries, 13 pass breakups and 4 interceptions

(2016 Season):

- Owns 10 tackles on defense and 1 STT in 7 games (2 starts)
- Inactive Games 1-2 & 4-5
- Appeared as a sub Games 3, 6-9
- Made first career start at NYG (11/20)

Bryce Callahan (NFL Career): In his 2nd NFL season appearing in 17 contests (10 starts), collecting 48 tackles - including 4 TFLs and 1 sack - and 6 PBUs

(2016 Season):

- Posted 26 tackles and 3 PBUs in 8 games with 7 starts
- Added 1 STT
- Left the game early with a concussion vs. PHI (9/19)
- Inactive game 3 with a concussion and games 8-9 with a hamstring injury

Deiondre' Hall (NFL Career): Begins his rookie season with the Bears after being selected in the 4th round (127th overall) of the 2016 NFL Draft

(College): Played in 51 games over four seasons (2012-15) for UNI, posting 13 interceptions, including 4 interception return touchdowns, 242 tackles, 16 TFLs, 3 forced fumbles, 3 sacks and 15 pass breakups

- Added 15 kickoff returns for 313 yards (20.9 avg) and 5 punt returns for 39 yards (7.8 avg) on special teams
- Also posted 2 receptions for 45 yards (22.5 avg) on offense

(2016 Season):

- Tallied 3 tackles, 1 interception and 3 pass breakups in 4 games... Adds 2 STTs
- Recorded his first INT vs. DET (10/2)
- Inactive with an ankle injury games 5-11

Bears One-Liners: Defense

(all stats based on press box stats)

DeAndre Houston-Carson (NFL Career): In his rookie season after being selected in the 6th round (185th overall) of the 2016 NFL Draft by the Bears

(College): Started every game he appeared in (45) over four seasons at William & Mary (2012-15)

- Finished his career with 293 tackles, 11.5 TFLs, 34 pass breakups, 1 forced fumble, 2 fumble recoveries and 2 sacks
- Also tallied 10 interceptions with 1 returned for a touchdown
- On special teams, notched 9 blocked kicks and 4 punt returns for 11 yards
- Following his senior season, became the third player in the program's history to earn consensus first-team All-America honors and was named Colonial Athletic Association co-Defensive Player of the Year

(2016 Season):

- Owns 2 STTs in 5 games
- Inactive games 6-11
- Will be wearing cleats to support the Orphan Network Week 13 as part of the NFL's *My Cleats* initiative

Demontre Hurst (NFL Career): In his 3rd NFL season appearing in 27 contests (3 starts), collecting 41 tackles, 1 interception, 2 PBUs, 1 TFL and 1 FF

(2016 Season):

- Appeared in 5 games, tallying 5 tackles, 1 PBU and 1 STT

Harold Jones-Quartey (NFL Career): In his 2nd NFL season starting 13-of-23 contests with Chicago (2015-16), tallying 67 defensive tackles, 2 INTs, 1 TFL, 5 PBUs and 1 forced fumble to go along with 8 special teams stops

(2016 Season):

- In 10 games (9 starts), produced 46 tackles, 1 INT, 3 PBUs and 1 TFL
- Added 3 STTs

Cre'Von LeBlanc (NFL Career): Acquired from waivers by the Bears prior to the start of the regular season. Originally entered the NFL as an undrafted free agent with the New England Patriots

(College): Appeared in 44 games in four seasons at FAU (2012-15), totaling 180 tackles (133 solo), 3 TFLs, 6 interceptions and 23 pass breakups on defense

- Added 30 kick returns for 671 yards (22.4 avg) and 8 punt returns for 38 yards (4.8 avg) on special teams

(2016 Season):

- Owns 28 tackles and 4 PBUs in 9 contests (5 starts)
- Inactive games 1-2
- Left the game early with a concussion at NYG (11/20)

Bears One-Liners: Defense

(all stats based on press box stats)

Sherrick McManis (NFL Career): In his 7th professional season, appearing in 89 contests (5 starts) with Houston (2010-11) and Chicago (2012-16), recording 26 tackles and 1 interception

- Has added 62 special teams stops, 1 blocked punt (which was returned by the Bears for a TD), 1 forced fumble and 2 fumble recoveries on special teams

(2016 Season):

- Owns 3 tackles in 11 games on defense and adds 9 STTs
- Leads the Bears in STTs (9)
- Saw action at DB at NYG (11/20)
- Named team captain

Tracy Porter (NFL Career): In his 9th NFL season, collecting 359 tackles, 13 interceptions - with 3 returned for touchdowns - 71 pass breakups, 2.5 sacks, 17 TFLs, 6 forced fumbles and 3 fumble recoveries in 92 career contests (83 starts) with the New Orleans Saints (2008-11), Denver Broncos (2012), Oakland Raiders (2013), Washington Redskins (2014) and Chicago Bears (2015-16)

- Started 6 postseason contests, including Super Bowl XLIV where he sealed the Saints victory over the Colts when he returned a Peyton Manning interception 74-yards for a score
- One of four players in NFL history to record a 4th quarter interception in the conference title game and the Super Bowl in the same season (vs. MIN, 1/24/10; at IND, 2/7/10).
- Including the playoffs, 11 of his 13 career INTs have come in the fourth quarter

(2016 Season):

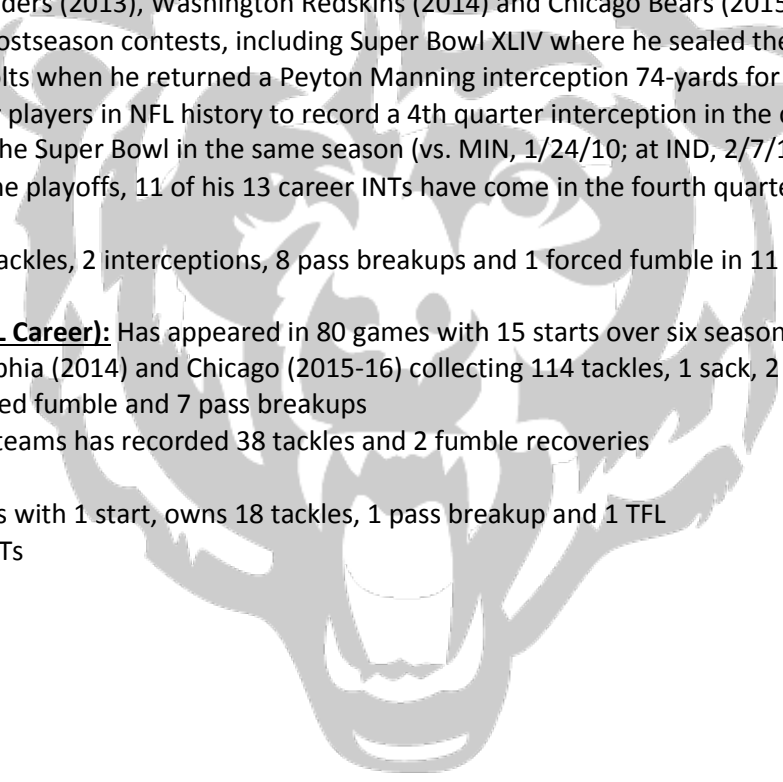
- Tallied 36 tackles, 2 interceptions, 8 pass breakups and 1 forced fumble in 11 games (11 starts)

Chris Prosinski (NFL Career): Has appeared in 80 games with 15 starts over six seasons with Jacksonville (2011-14), Philadelphia (2014) and Chicago (2015-16) collecting 114 tackles, 1 sack, 2 TFLs, 1 interception, 1 forced fumble and 7 pass breakups

- On special teams has recorded 38 tackles and 2 fumble recoveries

(2016 Season):

- In 11 games with 1 start, owns 18 tackles, 1 pass breakup and 1 TFL
- Added 5 STTs



Bears One-Liners: Special Teams

PLACE KICKERS (1)

Connor Barth (NFL Career): In his 9th NFL season appearing in 94 games for the Kansas City Chiefs (2008), Tampa Bay Buccaneers (2009-13 & 2015), Denver Broncos (2014) and Chicago Bears (2016), converting 152-of-181 field goal attempts (84.0 pct.) and 193-of-195 extra points (99.0 pct.)

- Owns 649 career points

(2016 Season):

- Converted 19/20 extra points and is 13/17 on FG attempts

PUNTERS (1)

Pat O'Donnell (NFL Career): In his 3rd campaign with Chicago after being selected in the sixth round (191st overall) of the 2014 NFL Draft, hitting 193 punts for 8,495 yards (44.0 gross avg.), landing 66 punts inside-the-20 with 9 touchbacks, 2 blocked punts and 735 return yards for a net average of 38.9

- Named to Mel Kiper's ESPN All-Rookie team in 2014
- In Bears single-season annals, ranked 2nd in net punting average (since 1976), 4th in gross punting average & tied for 6th in punts-inside-the-20 (since 1976) in 2015

(2016 Season):

- Punted 52 times for 2,291 yards (44.1 avg), with 18 punts downed inside the opponents 20 yard line and 203 return yards for a net average of 39.4

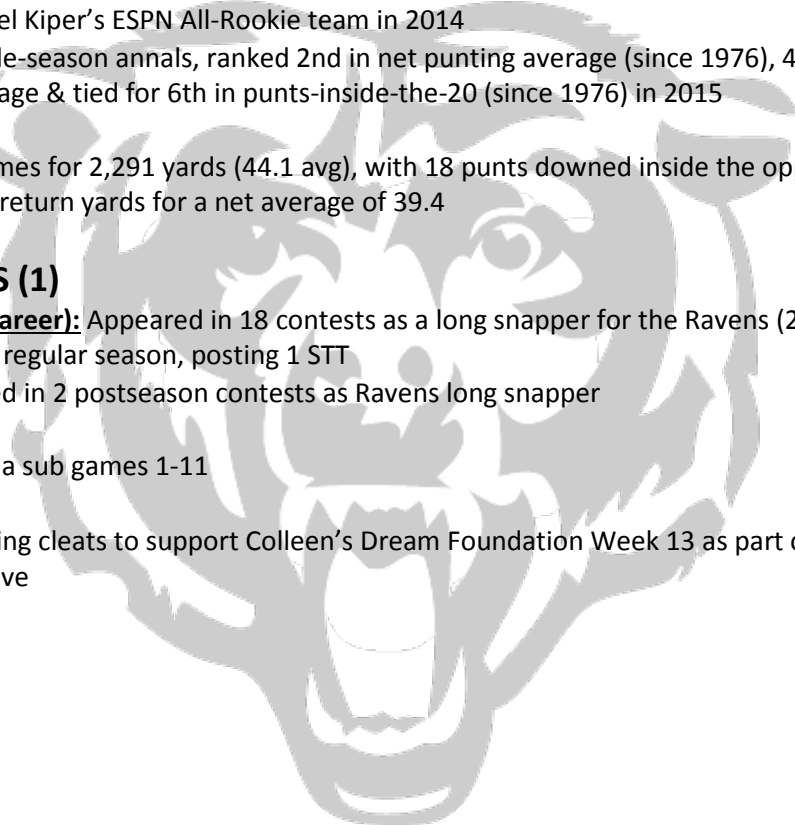
LONG SNAPPERS (1)

Patrick Scales (NFL Career): Appeared in 18 contests as a long snapper for the Ravens (2014) and Bears (2015-16) during the regular season, posting 1 STT

- Also appeared in 2 postseason contests as Ravens long snapper

(2016 Season):

- Appeared as a sub games 1-11
- Tallied 1 STT
- Will be wearing cleats to support Colleen's Dream Foundation Week 13 as part of the NFL's *My Cleats* initiative



BEARS NOTES

CUTLER'S BEARS PASSING RANKS

In 102 games played, Jay Cutler is the Bears top quarterback in every major passing category. He is tops in passer rating (85.2), completions (2,020), attempts (3,271), completion percentage (61.8), passing yards (23,443), passing yards per game (229.8), passing touchdowns (154) and 300-yard passing games (16).

CUTLER'S ALL-TIME PASSING RANKS

Bears Franchise History

Category	Rank (Stat)	Leader (Stat)
Passer Rating *	1st (85.2)	
Completions	1st (2,020)	
Attempts	1st (3,271)	
Yards	1st (23,443)	
Passing Yards/Game	1st (229.8)	
Comp. % *	1st (61.8)	
Passing Touchdowns	1st (154)	
Yards Per Attempt *	6th (7.17)	S. Luckman (8.42)
300-yd pass games	1st (16)	

* Minimum 500 attempts

JEFFERY 5TH IN 100+ RECEIVING YARD GAMES IN BEARS HISTORY

Bears WR Alshon Jeffery recorded his 13th 100-yard receiving game after posting 4 catches for 105 yards at HOU (9/11), breaking a tie for fifth most in franchise history.

MOST GAMES WITH 100+ RECEIVING YARDS

Bears Regular Season History

	Player	Seasons	GP	Games w/ 100+ Rec. Yards (Team Record)
1	Harlon Hill	1954-61	89	19 (11-7-1)
2	Johnny Morris	1958-67	121	15 (8-7)
3	Brandon Marshall	2011-14	45	15 (9-6)
4	Mike Ditka	1961-66	84	14 (9-4-1)
5	Alshon Jeffery	2012-16	60	13 (4-9)
6	Curtis Conway	1993-99	92	12 (6-6)
7t	Dick Gordon	1965-71	97	9 (6-3)
7t	Jeff Graham	1994-95	32	9 (4-5)
7t	Ken Kavanaugh	1940-50	90	9 (7-2)

BEARS NOTES

JEFFERY 8TH IN RECEPTIONS IN FRANCHISE HISTORY

WR Alshon Jeffery currently ranks 8th in receptions in Bears history.

BEARS ALL-TIME RECEPTIONS LEADERS

	Player	Seasons	Receptions
1	Walter Payton	1975-87	492
2	Matt Forte	2008-15	487
3	Johnny Morris	1958-67	356
4t	Marty Booker	1999-08	329
4t	Curtis Conway	1993-99	329
6	Mike Ditka	1961-66	316
7	Neal Anderson	1986-93	302
8	<i>Alshon Jeffery</i>	<i>2012-16</i>	<i>292</i>
9	Brandon Marshall	2012-14	279
10	Matt Suhey	1980-89	260

JEFFERY 6TH IN RECEIVING YARDS IN BEARS HISTORY

WR Alshon Jeffery ranks 6th in Bears history in receiving yards.

BEARS ALL-TIME RECEIVING YARDS LEADERS

	Player	Seasons	Yards
1	Johnny Morris	1958-67	5,059
2	Harlon Hill	1954-61	4,616
3	Walter Payton	1975-87	4,538
4	Mike Ditka	1961-66	4,503
5	Curtis Conway	1993-99	4,498
6	<i>Alshon Jeffery</i>	<i>2012-16</i>	<i>4,358</i>
7	Matt Forte	2008-15	4,116
8	Marty Booker	1999-08	3,895
9	Willie Gault	1983-87	3,650
10	Ken Kavanaugh	1940-50	3,626

BEARS NOTES

JEFFERY TIED FOR 9TH IN RECEIVING TOUCHDOWNS IN BEARS HISTORY

WR Alshon Jeffery ranks tied for 9th in Bears history in receiving touchdowns.

BEARS ALL-TIME RECEIVING TOUCHDOWN LEADERS

	Player	Seasons	TDS
1	Ken Kavanaugh	1940-50	50
2	Harlon Hill	1954-61	40
3	Dick Gordon	1965-71	35
4	Mike Ditka	1961-66	34
5t	Curtis Conway	1993-99	31
5t	Brandon Marshall	2012-14	31
5t	Johnny Morris	1958-67	31
8	Willie Gault	1983-87	27
9t	Marty Booker	1999-08	25
9t	Alshon Jeffery	2012-16	25
9t	Bill McColl	1952-59	25

ROYAL ONE OF FOUR ACTIVE PLAYERS W/25+ REC. TDS, 3+ PR TDS & 1+ KR TD

WR Eddie Royal is one of four active players and with at least 25 receiving touchdowns, 3 punt return touchdowns and 1 kickoff return touchdown.

Player	Years	Rec TD	PR TD	KR TD
Eddie Royal	2008-16	27	3	1
Steve Smith	2001-16	76	4	2
Antonio Brown	2010-16	40	4	1
Darren Sproles	2005-16	29	7	2

ROYAL RECORDS 6TH 100-YARD RECEIVING GAME

WR Eddie Royal recorded his 6th career 100-yard receiving game and his first as a Bear when he tallied 7 receptions for 111 yards (15.9 avg) vs. DET (10/2/16).

Date	Opponent	Rec	Yds	Avg	TDs
11/6/08	at CLE	6	164	27.3	1
9/8/08	at OAK	9	146	16.2	1
10/3/10	at TEN	8	113	14.1	1
10/2/16	vs. DET	7	111	15.9	1
9/28/14	vs. JAX	5	105	21.0	2
9/28/08	at KC	9	104	11.6	0

ROYAL POSTS 200+ RECEIVING YARDS & 100+ PUNT RETURN YARDS

WR Eddie Royal owned 241 yards receiving on 18 catches (13.4 avg) on offense and 139 yards on 10 punt returns (13.9 avg) through the first four games of the season. He is the first Bears player since at least 1960 to record 200+ yards receiving and 100+ punt return yards in the club's first four games.

BEARS NOTES

MILLER NOTCHES 3RD CAREER MULTI-TOUCHDOWN GAME

TE Zach Miller hauled in 2 touchdowns at DAL (9/25) which marked Miller's third career multi-touchdown game and second as a Bear.

MILLER'S MULTI-TD GAMES

TDs	Opp	Date
2	at CLE	1/30/10*
2	at STL	11/15/15
2	at DAL	9/25/16

*With Jacksonville

MILLER TIES CAREER HIGH FOR SINGLE GAME RECEPTIONS

TE Zach Miller tied a career high when he posted 8 receptions at DAL 9/25.

MILLER'S SINGLE-GAME RECEPTION HIGHS

Rec.	Opp	Date
8	at CLE	1/3/10
8	at DAL	9/25/16
7	at TB	12/27/15
7	vs. MIN	10/31/16
6	at MIN	12/20/15
6	vs. JAX	10/16/16

MILLER SETS CAREER HIGH FOR SINGLE-SEASON RECEIVING YARDS

TE Zach Miller recorded 3 catches for 61 yards and 1 TD at NYG (11/20). Miller now has a career-high 486 receiving yards this season.

Zach Miller Career Stats

		REC	YDS	AVG	LG	TD
2016	CHI	44	486	10.9	34	4
2015	CHI	34	439	12.9	87t	5
2010	JAX	20	216	10.8	52t	1
2009	JAX	21	212	10.1	62	2
2011	JAX	4	42	10.5	14t	1

HOYER THROWS FOR 300 YDS. & 0 INTS IN CONSECUTIVE GAMES

QB Brian Hoyer threw for 300+ yards in three consecutive games without an interception when he threw for a career-high 397 yards on 43 attempts (33 completions) at IND (10/9) preceded by 317 yards at DAL (9/25) and 302 yards vs. DET (10/2). The last time a Bears QB threw for 300+ passing yards in three consecutive games was in 2013 when Josh McCown threw for 352 yards at STL (11/24/13), 355 yards at MIN (12/1/13) and 348 yards vs. DAL (12/9/13).

BEARS NOTES

HOYER HAS FOUR CONSECUTIVE 300+ PASSING YARD GAMES

QB Brian Hoyer completed 30-of-49 pass attempts for 302 yards vs. JAX (10/16) and became the first QB in Bears history to throw for 300+ passing yards in four consecutive games.

Date	Opponent	Att	Cmp	Yds
9/25	at DAL	49	30	317
10/2	vs. DET	36	28	302
10/9	at IND	43	33	397
10/16	vs. JAX	49	30	302

HOYER POSTS 2ND HIGHEST PASSER RATING OF CAREER

QB Brian Hoyer completed 28-of-36 pass attempts for 302 yards and 2 touchdowns and 0 interceptions for a 120.1 passer rating vs. DET (10/2/16), the second highest of his career.

Date	Opponent	Att	Cmp	Yds	TD	INT	Rate
9/21/14	vs. BAL	25	19	290	1	0	127.1
10/2/16	vs. DET	36	28	302	2	0	120.1
10/9/16	at IND	43	33	397	2	0	120.0

HOWARD FIRST BEARS 100-YARD RUSHER SINCE 9/13/15

RB Jordan Howard rushed 23 times for 111 yards (4.8 avg) vs. DET (10/2/16). Howard became the first 100-yard rusher since Matt Forte vs. Green Bay (9/13/15) when he rushed 24 times for 141 yards and 1 touchdown.

HOWARD GAINS 100 YARDS IN FIRST START

RB Jordan Howard gained 111 yards on 23 rushes in his first career start vs. DET (10/2/16). Howard is the first Bears rookie to gain 100+ yards rushing in his first start since Matt Forte rushed for 123 yards on 23 attempts at IND (9/7/08).

HOWARD FIRST BEARS ROOKIE TO GAIN 100+ YARDS IN FIRST TWO STARTS

RB Jordan Howard tallied 118 rushing yards at IND (10/9). He is the first Bears rookie to rush for 100+ yards in his first two starts and the first Bears rookie to gain 100+ yards in consecutive games since Anthony Thomas (188 at CIN 10/21/01; 127 vs. SF 10/28/01).

BEARS NOTES

HOWARD POSTS 69-YARD GAIN

RB Jordan Howard posted a run of 69 yards vs. MIN (10/31). The 69 yard gain by Howard ranks as the 8th longest rush in the NFL this season.

	Player	Date	Opp	Lg
1	Isaiah Crowell	9/18	BAL	85t
2t	Mark Ingram	11/6	SF	75t
2t	LeSean McCoy	11/27	JAX	75t
2t	Demarco Murray	11/13	GB	75t
2t	Jalen Richard	9/11	NO	75t
6	Jeremy Hill	10/23	CLE	74t
7	C.J. Prosise	11/20	PHI	72t
8	Jordan Howard	10/31	MIN	69

HOWARD WITH FOUR 100+ YARD RUSHING GAMES

RB Jordan Howard rushed 15 times for 100 yards at TB (11/13), his fourth 100+ yard rushing game of the season. The last Bears rookie to record such a feat was Anthony Thomas in 2001.

Opponent	Date	Yards
vs. DET	10/2	111
at IND	10/9	118
vs. MIN	10/31	153
at TB	11/13	100

HOWARD 2ND AMONG ROOKIES IN RUSH YARDS

RB Jordan Howard ranks 2nd among NFL rookies in rush yards with 766 yards on the ground.

2016 ROOKIE RUSHING YARDS LEADERS

	Player	Team	Yards
1	Ezekiel Elliot	DAL	1,199
2	Jordan Howard	CHI	766
3	Devontae Booker	DEN	475
4	Robert Kelley	WAS	461
5	Derrick Henry	TEN	312

BEARS NOTES

HOWARD 3rd AMONG ROOKIES IN YARDS PER CARRY

RB Jordan Howard has carried the ball 149 times for 766 yards (5.1 avg). His 5.1 ypc ranks 3rd among rookie RBs (minimum 20 carries).

2016 ROOKIE RUSHING AVG LEADERS

	Player	Team	Att	Yards	YPC
1	Jalen Richard	OAK	53	281	5.7
2	C.J. Prosise	SEA	30	172	5.7
3	Jordan Howard	CHI	149	766	5.1
4	Ezekiel Elliott	DAL	243	1,199	4.9
5	DeAndre Washington	OAK	63	302	4.8

HOWARD 2ND AMONG ROOKIES IN YARDS FROM SCRIMMAGE

RB Jordan Howard has totaled 1,008 yards from scrimmage (766 rushing and 242 receiving), which ranks 2nd among rookie RBs.

2016 ROOKIE YARDS FROM SCRIMMAGE

	Player	Team	RshYds	RecYards	YScm
1	Ezekiel Elliott	DAL	1,199	303	1,502
2	Jordan Howard	CHI	766	242	1,008
3	Devontae Booker	DEN	475	141	616
4	Jalen Richard	OAK	304	173	477
5	Robert Kelley	WAS	461	4	465

BARKLEY RANKS 3RD IN FRANCHISE HISTORY IN SINGLE-GAME PASS ATTEMPTS

QB Matt Barkley attempted 54 passes vs. TEN (11/27), which ranks 3rd all-time in Bears single-game history.

	Date	Opp	Player	Attempts
1	11/16/97	vs. NYJ	Erik Kramer	60
2	10/25/64	at WAS	Bill Wade	57
3	11/27/16	vs. TEN	Matt Barkley	54
4t	11/12/09	at SF	Jay Cutler	52
4t	9/30/07	at DET	Brian Griese	52
4t	10/23/49	at NYG	Johnny Lujack	52

BEARS NOTES

FLOYD RECORDS A ½ SACK WEEK 1

LB Leonard Floyd recorded a ½ sack in the third quarter at Houston, becoming the 6th Bear rookie in franchise history, and first since 2009, to record a sack in Week 1.

SACKS BY BEARS ROOKIE IN WEEK 1

Player	Sacks	Date	Opp.
Leonard Floyd	0.5	9/11/16	at HOU
Al Afalava	1.0	9/13/09	at GB
Marcus Harrison	1.0	9/7/08	at IND
Mark Anderson	1.0	9/10/06	at GB
Russell Davis	1.0	9/12/99	vs. KC
Alonzo Spellman	1.0	9/6/92	vs. DET

FLOYD FIRST BEARS ROOKIE TO SCORE A DEFENSIVE TOUCHDOWN SINCE 2008

LB Leonard Floyd scored a TD off a fumble recovery at GB (10/20). He is the first Bears rookie to score a defensive TD since David Bass did so against BAL (11/17/13).

BEARS DEFENSIVE ROOKIE SCORES (since 1960)

Player	Opp	Date
Virgil Livers	NO	12/21/75
Todd Bell	DET	11/22/81
Myron Baker	TB	9/26/93
Michael Lowery	STL	12/08/96
Mike Brown	NO	10/8/00
Lance Briggs	GB	12/7/03
Zack Bowman	MIN	10/19/08
David Bass	BAL	11/17/13
Leonard Floyd	GB	10/20/16

FLOYD MULTI-SACK GAMES

LB Leonard Floyd owns 2 career multi-sack games: 2 at GB (10/20) and 1.5 at TB (11/13).

Date	Opp	Sacks
10/20	at GB	2
11/13	at TB	1.5

FLOYD RANKS 3rd AMONG ROOKIES IN SACKS

LB Leonard Floyd owns 5.0 sacks which is tied for 1st among all rookies.

	Player	Team	Sacks
1	Yannick Ngakoue	JAX	6.0
2	Noah Spence	TB	5.5
3	Leonard Floyd	CHI	5.0
4	Joey Bosa	SD	4.5
5	Emmanuel Ogbah	CLE	3.5

BEARS NOTES

FLOYD RANKS TIED FOR 4TH IN SACKS BY A BEARS ROOKIE

LB Leonard Floyd's 5.0 sacks rank 5th all-time among Bears rookies (since 1950).

	Player	Games	Sacks
1	Mark Anderson	16	12.0
2	Brian Urlacher	16	8.0
3	Sean McInerney	3	6.5
4t	Trace Armstrong	15	5.0
4t	Leonard Floyd	8	5.0

YOUNG MULTI-SACK PERFORMANCES

LB Willie Young tallied a career-high 3 sacks at IND (10/9) and 2 sacks vs. JAX (10/16), giving him 5 multi-sack games in his career, all with the Bears.

Date	Opp	Sacks
10/9/16	at IND	3
9/14/14	at SF	2
10/12/14	at ATL	2
10/16/16	vs. JAX	2
12/6/15	vs. SF	1.5

McMANIS TIES SINGLE-GAME CAREER HIGH FOR SPECIAL TEAMS TACKLES

DB Sherrick McManis tied his single-game career high for special teams tackles when he tallied 3 at NYG (11/20).

Date	Opp	STTs
12/9/13	vs. DAL	3
11/20/16	at NYG	3

O'DONNELL TALLIES SECOND BEST NET PUNTING AVG OF CAREER

P Pat O'Donnell finished with a net punting avg. of 45.8 at NYG (11/20), which ranks 2nd among his personal career highs (minimum 3 punts).

Date	Opp	Punt	Yds	Ret	RetYds	NetAvg
12/15/14	vs. NO	6	299	3	21	46.3
11/20/16	at NYG	6	289	3	14	45.8
10/19/14	vs. MIA	3	159	2	22	45.7
11/27/14	at DET	6	288	2	14	45.7
10/18/15	at DET	5	222	3	0	44.4

BEARS NOTES

O'DONNELL POSTS SECOND LONGEST PUNT OF CAREER

P Pat O'Donnell was credited with a 67-yard punt at NYG (11/20), the second longest punt of his career.

	Date	Opp	Punt	Yds	Lg
1	9/27/15	at SEA	10	477	72
2	11/20/16	at NYG	6	289	67
3	10/26/14	at NE	4	189	61
4	11/27/14	at DET	6	288	61
5	10/5/14	at CAR	4	205	59

THOMPSON RECORDS FIFTH LONGEST KICKOFF RETURN OF CAREER

WR Deonte Thompson recorded a 40-yard KR at NYG (11/20), the fifth longest KR of his career.



	Date	Opp	Lg
1	12/6/15	SF	74 (2 ret-92 yds)
2t	9/16/12	at PHI	49 (3 ret-100 yds)
2t	12/20/15	at MIN	49 (5 ret-103 yds)
4	10/6/13	at MIA	47 (4 ret-128 yds)
5	11/20/16	at NYG	40 (4 ret-116 yds)

BEARS GAIN 522 TOTAL NET YARDS

The Chicago Bears put up 522 total net yards (125 rushing, 397 passing) at IND (10/9) which ranks 5th most in single game franchise history (since 1950).

Date	Opp	Tot	Rush	Pass
12/7/80	vs. GB	594	267	327
12/12/65	vs. SF	584	183	401
12/17/61	vs. MIN	552	205	347
9/24/89	at DET	542	219	323
10/9/16	at IND	522	125	397

TIME OF POSSESSION

Chicago's 35:47 TOP vs. JAX (10/16) was a season high.

Date	Opp	TOP
10/16	vs. JAX	35:47
10/2	vs. DET	33:14
10/31	vs. MIN	32:41
11/27	vs. TEN	30:35
11/20	at NYG	30:29

BEARS NOTES

TOUCHDOWN DRIVES

The Bears recorded a 9-play, 96-yard drive which resulted in a TD at IND (10/9). This was the Bears longest drive resulting in TD this season.

	Date	Opp	Plays	Yds
1	10/9	at IND	9	96
2	10/16	vs. JAX	16	86
3	11/27	vs. TEN	13	84
4	11/13	at TB	4	83
5	10/2	vs. DET	10	83

BEARS PITCH 1ST HALF SHUTOUT

The Bears did not allow a score in the first half vs. JAX (10/16), the first time in 64 contests since the Bears defeated the Lions 13-7 on Monday Night Football on 10/22/12.

BEARS SCORE ON FIRST THREE POSSESSIONS

The Bears scored on their first three possessions at NYG (11/20), the last time they accomplished that feat was at DET (10/18/15)

At DET (10/18/15)

POSS	PLAYS	YDS	GIVEN UP
4:41	10	71	FG
4:51	10	62	TD
4:27	10	67	FG

At NYG (11/20)

POSS	PLAYS	YDS	GIVEN UP
5:14	9	61	TD
3:40	7	39	FG
4:35	8	79	TD

BEARS RANK 2ND IN THE NFL IN YARDS AFTER CATCH ALLOWED

The Bears have allowed an average of 4.3 YAC, 2nd fewest in the NFL.

	Team	YAC/Rec
1	NE	4.1
2	CHI	4.3
3	LA	4.5
4	DEN	4.6
5	KC	4.7

BEARS NOTES

BEARS PASS ATTEMPTS IN A SINGLE GAME

The Bears attempted 54 passes vs. TEN (11/27), which ranks 5th in Bears single-game history since 1950.

	Date	Opp	Attempts
1	11/16/97	vs. NYJ	65
2	10/31/99	at WAS	63
3	10/25/64	at WAS	58
4	12/26/99	at STL	55
5	11/27/16	vs. TEN	54



CHICAGO BEARS 2016 ALPHABETICAL ROSTER

Current with 53 players; Last updated November 29, 2016

No.	Name	Pos	Ht	Wt	Age	Exp	College	Hometown
49	Acho, Sam	LB	6-3	260	28	6	Texas	Dallas, Texas
76	Adams, Mike	OL	6-7	323	26	5	Ohio State	Farrell, Penn.
38	Amos, Adrian	DB	6-0	214	23	2	Penn State	Baltimore, Md.
58	Anderson, Jonathan	LB	6-1	235	25	2	TCU	Corpus Christi, Texas
12	Barkley, Matt	QB	6-2	227	26	4	USC	Newport Beach, Calif
4	Barth, Connor	K	5-11	200	30	9	North Carolina	Wilmington, N.C.
20	Bausby, De'Vante	DB	6-2	190	23	1	Pittsburg State	Kansas City, Mo.
11	Bellamy, Joshua	WR	6-0	211	27	2	Louisville	St. Petersburg, Fla.
84	Braunecker, Ben	TE	6-4	255	22	R	Harvard	Ferdinand, Ind.
83	Braverman, Daniel	WR	5-10	185	23	R	Western Michigan	Miami, Fla.
85	Brown, Daniel	TE	6-5	243	24	2	James Madison	Windsor, Virginia
74	Bullard, Jonathan	DL	6-3	290	23	R	Florida	Shelby, N.C.
26	Bush, Deon	DB	6-0	200	23	R	Miami (Fla.)	Miami, Fla.
37	Callahan, Bryce	DB	5-9	191	25	2	Rice	Cypress, Texas
25	Carey, Ka'Deem	RB	5-10	215	24	3	Arizona	Tuscon, Ariz.
6	Cutler, Jay	QB	6-3	231	33	11	Vanderbilt	Santa Claus, Ind.
60	Edison, Cornelius	OL	6-3	309	23	1	Portland State	University Place, Wash.
9	Fales, David	QB	6-1	212	26	2	San Jose State	Salinas, Calif
94	Floyd, Leonard	LB	6-4	240	24	R	Georgia	Atlanta, Ga.
91	Goldman, Eddie	DL	6-4	320	22	2	Florida State	Washington, D.C.
32	Hall, Deiondre	DB	6-2	201	22	R	Northern Iowa	Blue Springs, Mo.
96	Hicks, Akiem	DL	6-5	336	27	5	Regina	Elk Grove, Calif.
36	Houston-Carson, DeAndre	DB	6-1	203	23	R	William & Mary	Woodford, Va.
24	Howard, Jordan	RB	6-0	222	22	R	Indiana	Birmingham, Ala.
30	Hurst, Demontre	DB	5-10	191	25	3	Oklahoma	Lancaster, Texas
52	Jones, Christian	LB	6-3	251	25	3	Florida State	Winter Park, Fla.
29	Jones-Quartey, Harold	DB	5-11	210	23	2	Findlay	Columbus, Ohio
64	Kush, Eric	OL	6-4	313	27	3	California (PA)	Bridgeville, Penn.
44	Kwiatkoski, Nick	LB	6-2	242	23	R	West Virginia	Bethel Park, Pa.
33	Langford, Jeremy	RB	6-0	211	24	2	Michigan State	Wayne, Mich.
62	Larsen, Ted	OL	6-2	315	29	7	NC State	Wichita, Kan.
47	Lasike, Paul	FB	5-11	258	26	1	BYU	Auckland, Auckland
22	LeBlanc, Cre'Von	DB	5-11	190	22	R	Florida Atlantic	Palm Beach, Fla.
72	Leno, Jr., Charles	OL	6-3	305	25	3	Boise State	Oakland, Calif.
70	Massie, Bobby	OL	6-6	320	27	5	Mississippi	Lynchburg, Va.
27	McManis, Sherrick	DB	6-1	192	28	7	Northwestern	Peoria, Ill.
92	McPhee, Pernell	LB	6-3	273	27	6	Mississippi State	Pahokee, Fla.
81	Meredith, Cameron	WR	6-3	207	24	2	Illinois State	Westchester, Ill.
16	O'Donnell, Pat	P	6-4	217	25	3	Miami (Fla.)	Lake Worth, Fla.
82	Paulsen, Logan	TE	6-5	268	29	7	UCLA	Northridge, Calif.
21	Porter, Tracy	DB	5-11	200	30	9	Indiana	Port Allen, La.
31	Prosinski, Chris	DB	6-1	213	29	6	Wyoming	Buffalo, Wyo.
19	Royal, Eddie	WR	5-10	190	30	9	Virginia Tech	Alexandria, Va.
48	Scales, Patrick	LS	6-4	242	28	2	Utah State	Louisville, Ky.
71	Sitton, Josh	OL	6-3	318	30	9	UCF	Pensacola, Fla.
14	Thompson, Deonte	WR	6-0	205	27	4	Florida	Belle Glade, Fla.
53	Timu, John	LB	6-0	245	24	2	Washington	Long Beach, Calif.
98	Unrein, Mitch	DL	6-4	299	29	6	Wyoming	Eaton, Colo.
90	Washington, Cornelius	DL	6-4	292	27	4	Georgia	Hephzibah, Ga.
65	Whitehair, Cody	OL	6-4	310	24	R	Kansas State	Kearney, Neb.
69	Wilson, CJ	DL	6-3	290	29	7	East Carolina	Belhaven, N.C.
10	Wilson, Marquess	WR	6-4	206	24	4	Washington State	Tulare, Calif.
97	Young, Willie	LB	6-4	258	31	7	NC State	Palm Beach Gardens, Fla.
NON-FOOTBALL ILLNESS								
45	Robertson-Harris, Roy	LB	6-7	268	23	R	UTEP	Oakland, Calif.
RESERVE / INJURED								
57	Barrow, Lamin	LB	6-1	237	26	3	LSU	Marrero, La.
71	Becton, Nick	OL	6-6	322	26	3	Virginia Tech	Wilmington, N.C.
22	Boykin, Brandon	DB	5-10	185	26	5	Georgia	Fayetteville, Ga.
95	Ferguson, Ego	DL	6-2	300	25	3	LSU	Miami, Fla.
23	Fuller, Kyle	DB	5-11	190	24	3	Virginia Tech	Baltimore, Md.
55	Grasu, Hroniss	OL	6-3	303	25	2	Oregon	Northridge, Calif.
99	Houston, Lamarr	LB	6-3	274	29	7	Texas	San Francisco, Calif.
2	Hoyer, Brian	QB	6-2	215	31	8	Michigan State	North Olmsted, Ohio
75	Long, Kyle	OL	6-6	320	27	4	Oregon	Ivy, Va.
43	Mason, Danny	LB	6-3	235	26	1	Texas A&M-Commerce	Louisville, Ky.
86	Miller, Zach	TE	6-5	243	32	7	Nebraska-Omaha	Wahoo, Neb.
8	Shaw, Connor	QB	6-1	210	25	2	South Carolina	Flowery Branch, Ga.
93	Sutton, Will	DL	6-0	297	25	3	Arizona State	Corona, Calif.
59	Trevathan, Danny	LB	6-1	239	26	5	Kentucky	Youngstown, Ohio
13	White, Kevin	WR	6-3	216	24	2	West Virginia	Plainfield, N.J.
PRACTICE SQUAD INJURED LIST								
88	Anderson, Busta	TE	6-4	246	24	2	South Carolina	Powder Springs, Ga.
SUSPENDED								
50	Freeman, Jerrell	LB	6-0	236	30	5	Mary Hardin-Baylor	Waco, Texas
17	Jeffery, Alshon	WR	6-3	218	26	5	South Carolina	St. Matthews, S.C.
PRACTICE SQUAD								
18	Anderson, Dres	WR	6-2	190	24	1	Utah	Riverside, Calif
43	Cobb, David	RB	5-11	229	23	2	Minnesota	Killeen, Texas
39	Glenn, Jacoby	DB	6-0	185	23	2	Central Florida	Prichard, Ala.
79	Okoye, Lawrence	OL	6-6	310	25	1	None	Croydon, England
87	Perillo, Justin	TE	6-3	250	25	3	Maine	Wilmington, Del.
78	Poehls, Will	OL	6-8	334	25	1	Montana	Chandler, Ariz.
46	Powell, Ronald	LB	6-3	237	25	3	Florida	Moreno Valley, Calif.
73	Richardson, Cyril	OL	6-5	343	25	3	Baylor	New Orleans, La.
67	Staten, Jimmy	DL	6-3	311	25	3	Middle Tennessee	Waycross, Ga.
15	Woodrum, Josh	QB	6-3	231	24	R	Liberty	Roanoke, Va.

CHICAGO BEARS 2016 NUMERICAL ROSTER

Current with 53 players; Last updated November 29, 2016

No	Name	Pos	Ht	Wt	Age	Exp	College	Acquired	2016			
									G	S	DNP	IA
4	Connor Barth	K	5-11	200	30	9	North Carolina	WFA-16 (NO)	0	0	0	0
6	Jay Cutler	QB	6-3	231	33	11	Vanderbilt	TR-09 (DEN)	0	0	0	0
9	David Fales	QB	6-1	212	26	2	San Jose State	WFA-16 (BAL)	0	0	0	0
10	Marquess Wilson	WR	6-4	206	24	4	Washington State	D7-13	0	0	0	0
11	Joshua Bellamy	WR	6-0	211	27	2	Louisville	WC-14 (WAS)	0	0	0	0
12	Matt Barkley	QB	6-2	227	26	4	USC	WFA-16 (ARI)	0	0	0	0
14	Deonte Thompson	WR	6-0	205	27	4	Florida	WFA-15 (BUF)	0	0	0	0
16	Pat O'Donnell	P	6-4	217	25	3	Miami (Fla.)	D6b-14	0	0	0	0
19	Eddie Royal	WR	5-10	190	30	9	Virginia Tech	UFA-15 (SD)	0	0	0	0
20	DeVante Bausby	DB	6-2	190	23	1	Pittsburg State	WFA-15 (KC)	0	0	0	0
21	Tracy Porter	DB	5-11	200	30	9	Indiana	WFA-15 (WAS)	0	0	0	0
22	Cre'Von LeBlanc	DB	5-11	190	22	R	Florida Atlantic	WC-16 (NE)	0	0	0	0
24	Jordan Howard	RB	6-0	222	22	R	Indiana	D5-16	0	0	0	0
25	Ka'Deem Carey	RB	5-10	215	24	3	Arizona	D4a-14	0	0	0	0
26	Deon Bush	DB	6-0	200	23	R	Miami (Fla.)	D4b-16	0	0	0	0
27	Sherrick McManis	DB	6-1	192	28	7	Northwestern	TR-12 (HOU)	0	0	0	0
29	Harold Jones-Quartey	DB	5-11	210	23	2	Findlay	WC-15 (ARZ)	0	0	0	0
30	Demontre Hurst	DB	5-10	191	25	3	Oklahoma	UnFA-13	0	0	0	0
31	Chris Pronski	DB	6-1	213	29	6	Wyoming	WFA-15 (PHI)	0	0	0	0
32	Deiondre Hall	DB	6-2	201	22	R	Northern Iowa	D4c-16	0	0	0	0
33	Jeremy Langford	RB	6-0	211	24	2	Michigan State	D4-15	0	0	0	0
36	DeAndre Houston-Carson	DB	6-1	203	23	R	William & Mary	D6-16	0	0	0	0
37	Bryce Callahan	DB	5-9	191	25	2	Rice	UnFA-15	0	0	0	0
38	Adrian Amos	DB	6-0	214	23	2	Penn State	D5-15	0	0	0	0
44	Nick Kwiatkoski	LB	6-2	242	23	R	West Virginia	D4a-16	0	0	0	0
47	Paul Lasike	FB	5-11	258	26	1	BYU	WFA-15 (ARZ)	0	0	0	0
48	Patrick Scales	LS	6-4	242	28	2	Utah State	WFA-15 (BAL)	0	0	0	0
49	Sam Acho	LB	6-3	260	28	6	Texas	UFA-15 (ARZ)	0	0	0	0
52	Christian Jones	LB	6-3	251	25	3	Florida State	UnFA-14	0	0	0	0
53	John Timu	LB	6-0	245	24	2	Washington	UnFA-15	0	0	0	0
58	Jonathan Anderson	LB	6-1	235	25	2	TCU	UnFA-15	0	0	0	0
60	Cornelius Edison	OL	6-3	309	23	1	Portland State	UnFA-15	0	0	0	0
62	Ted Larsen	OL	6-2	315	29	7	NC State	UFA-16 (ARZ)	0	0	0	0
64	Eric Kush	OL	6-4	313	27	3	California (PA)	WC-16 (LA)	0	0	0	0
65	Cody Whitehair	OL	6-4	310	24	R	Kansas State	D2-16	0	0	0	0
69	CJ Wilson	DL	6-3	290	29	7	East Carolina	WFA-16 (NO)	0	0	0	0
70	Bobby Massie	OL	6-6	320	27	5	Mississippi	UFA-16 (ARZ)	0	0	0	0
71	Josh Sitton	OL	6-3	318	30	9	UCF	WFA-16 (GB)	0	0	0	0
72	Charles Leno, Jr.	OL	6-3	305	25	3	Boise State	D7-14	0	0	0	0
74	Jonathan Bullard	DL	6-3	290	23	R	Florida	D3-16	0	0	0	0
76	Mike Adams	OL	6-7	323	26	5	Ohio State	WFA-16 (PIT)	0	0	0	0
81	Cameron Meredith	WR	6-3	207	24	2	Illinois State	UnFA-15	0	0	0	0
82	Logan Paulsen	TE	6-5	268	29	7	UCLA	WFA-16 (WAS)	0	0	0	0
83	Daniel Braverman	WR	5-10	185	23	R	Western Michigan	D7-16	0	0	0	0
84	Ben Braunecker	TE	6-4	255	22	R	Harvard	UnFA-16	0	0	0	0
85	Daniel Brown	TE	6-5	243	24	2	James Madison	WFA-16 (BAL)	0	0	0	0
90	Cornelius Washington	DL	6-4	292	27	4	Georgia	D6-13	0	0	0	0
91	Eddie Goldman	DL	6-4	320	22	2	Florida State	D2-15	0	0	0	0
92	Pernell McPhee	LB	6-3	273	27	6	Mississippi State	UFA-15 (BAL)	0	0	0	0
94	Leonard Floyd	LB	6-4	240	24	R	Georgia	D1-16	0	0	0	0
96	Akiem Hicks	DL	6-5	336	27	5	Regina	UFA-16 (NE)	0	0	0	0
97	Willie Young	LB	6-4	258	31	7	NC State	UFA-14 (DET)	0	0	0	0
98	Mitch Unrein	DL	6-4	299	29	6	Wyoming	WFA-15 (SD)	0	0	0	0
NON-FOOTBALL ILLNESS												
45	Roy Robertson-Harris	LB	6-7	268	23	R	UTEP	UnFA-16	0	0	0	0
RESERVE / INJURED												
2	Brian Hoyer	QB	6-2	215	31	8	Michigan State	WFA-16 (HOU)	0	0	0	0
8	Connor Shaw	QB	6-1	210	25	2	South Carolina	WC-16 (CLE)	0	0	0	0
13	Kevin White	WR	6-3	216	24	2	West Virginia	D1-15	0	0	0	0
22	Brandon Boykin	DB	5-10	185	26	5	Georgia	WFA-16 (CAR)	0	0	0	0
23	Kyle Fuller	DB	5-11	190	24	3	Virginia Tech	D1-14	0	0	0	0
43	Danny Mason	LB	6-3	235	26	1	Texas A&M-Commerce	WFA-15 (DEN)	0	0	0	0
55	Hroniss Grasu	OL	6-3	303	25	2	Oregon	D3-15	0	0	0	0
57	Lamin Barrow	LB	6-1	237	26	3	LSU	WFA-15 (DEN)	0	0	0	0
59	Danny Trevathan	LB	6-1	239	26	5	Kentucky	UFA-16 (DEN)	0	0	0	0
71	Nick Becton	OL	6-6	322	26	3	Virginia Tech	WFA-15 (NO)	0	0	0	0
75	Kyle Long	OL	6-6	320	27	4	Oregon	D1-13	0	0	0	0
86	Zach Miller	TE	6-5	243	32	7	Nebraska-Omaha	WFA-13 (TB)	0	0	0	0
93	Will Sutton	DL	6-0	297	25	3	Arizona State	D3-14	0	0	0	0
95	Ego Ferguson	DL	6-2	300	25	3	LSU	D2-14	0	0	0	0
99	Lamarr Houston	LB	6-3	274	29	7	Texas	UFA-14 (OAK)	0	0	0	0
PRACTICE SQUAD INJURED LIST												
88	Busta Anderson	TE	6-4	246	24	2	South Carolina	WFA-16 (SF)	0	0	0	0
SUSPENDED												
17	Alshon Jeffery	WR	6-3	218	26	5	South Carolina	D2-12	0	0	0	0
50	Jerrell Freeman	LB	6-0	236	30	5	Mary Hardin-Baylor	UFA-16 (IND)	0	0	0	0
PRACTICE SQUAD												
15	Josh Woodrum	QB	6-3	231	24	R	Liberty	WFA-16 (IND)	0	0	0	0
18	Dres Anderson	WR	6-2	190	24	1	Utah	WFA-16 (SF)	0	0	0	0
39	Jacoby Glenn	DB	6-0	185	23	2	Central Florida	UnFA-15	0	0	0	0
43	David Cobb	RB	5-11	229	23	2	Minnesota	WFA-16 (PIT)	0	0	0	0
46	Ronald Powell	LB	6-3	237	25	3	Florida	WFA-16 (TB)	0	0	0	0
67	Jimmy Staten	DL	6-3	311	25	3	Middle Tennessee	WFA-16 (KC)	0	0	0	0
73	Cyril Richardson	OL	6-5	343	25	3	Baylor	WFA-16 (BUF)	0	0	0	0
78	Will Poehls	OL	6-8	334	25	1	Montana	WFA-16 (BUF)	0	0	0	0
79	Lawrence Okoye	OL	6-6	310	25	1	None	WFA-16 (DAL)	0	0	0	0
87	Justin Perillo	TE	6-3	250	25	3	Maine	WFA-16 (GB)	0	0	0	0

CHICAGO BEARS 2016 POSITIONAL ROSTER

Current with 53 players; Last updated November 29, 2016

OFFENSE (24)

No	QUARTERBACKS (3)	Pos	Ht	Wt	Age	Exp	College	Acquired
6	Cutler, Jay	QB	6-3	231	33	11	Vanderbilt	TR-09 (DEN)
12	Barkley, Matt	QB	6-2	227	26	4	USC	WFA-16 (ARI)
9	Fales, David	QB	6-1	212	26	2	San Jose State	WFA-16 (BAL)
No	RUNNING BACKS (4)	Pos	Ht	Wt	Age	Exp	College	Acquired
25	Carey, Ka'Deem	RB	5-10	215	24	3	Arizona	D4a-14
24	Howard, Jordan	RB	6-0	222	22	R	Indiana	D5-16
33	Langford, Jeremy	RB	6-0	211	24	2	Michigan State	D4-15
47	Lasike, Paul	FB	5-11	258	26	1	BYU	WFA-15 (ARZ)
No	WIDE RECEIVERS (6)	Pos	Ht	Wt	Age	Exp	College	Acquired
11	Bellamy, Joshua	WR	6-0	211	27	2	Louisville	WC-14 (WAS)
83	Braverman, Daniel	WR	5-10	185	23	R	Western Michigan	D7-16
81	Meredith, Cameron	WR	6-3	207	24	2	Illinois State	UnFA-15
19	Royal, Eddie	WR	5-10	190	30	9	Virginia Tech	UFA-15 (SD)
14	Thompson, Deonte	WR	6-0	205	27	4	Florida	WFA-15 (BUF)
10	Wilson, Marquess	WR	6-4	206	24	4	Washington State	D7-13
No	TIGHT ENDS (3)	Pos	Ht	Wt	Age	Exp	College	Acquired
84	Braunecker, Ben	TE	6-4	255	22	R	Harvard	UnFA-16
85	Brown, Daniel	TE	6-5	243	24	2	James Madison	WFA-16 (BAL)
82	Paulsen, Logan	TE	6-5	268	29	7	UCLA	WFA-16 (WAS)
No	OFFENSIVE LINEMEN (8)	Pos	Ht	Wt	Age	Exp	College	Acquired
76	Adams, Mike	OL	6-7	323	26	5	Ohio State	WFA-16 (PIT)
64	Kush, Eric	OL	6-4	313	27	3	California (PA)	WC-16 (LA)
62	Larsen, Ted	OL	6-2	315	29	7	NC State	UFA-16 (ARZ)
72	Leno, Jr., Charles	OL	6-3	305	25	3	Boise State	D7-14
70	Massie, Bobby	OL	6-6	320	27	5	Mississippi	UFA-16 (ARZ)
71	Sitton, Josh	OL	6-3	318	30	9	UCF	WFA-16 (GB)
60	Edison, Cornelius	OL	6-3	309	23	1	Portland State	UnFA-15
65	Whitehair, Cody	OL	6-4	310	24	R	Kansas State	D2-16

CHICAGO BEARS 2016 POSITIONAL ROSTER

Current with 53 players; Last updated November 29, 2016

DEFENSE (26)

No	DEFENSIVE LINEMEN (6)	Pos	Ht	Wt	Age	Exp	College	Acquired
74	Bullard, Jonathan	DL	6-3	290	23	R	Florida	D3-16
91	Goldman, Eddie	DL	6-4	320	22	2	Florida State	D2-15
96	Hicks, Akiem	DL	6-5	336	27	5	Regina	UFA-16 (NE)
98	Unrein, Mitch	DL	6-4	299	29	6	Wyoming	WFA-15 (SD)
90	Washington, Cornelius	DL	6-4	292	27	4	Georgia	D6-13
69	Wilson, CJ	DL	6-3	290	29	7	East Carolina	WFA-16 (NO)

No	LINEBACKERS (8)	Pos	Ht	Wt	Age	Exp	College	Acquired
49	Acho, Sam	LB	6-3	260	28	6	Texas	UFA-15 (ARZ)
58	Anderson, Jonathan	LB	6-1	235	25	2	TCU	UFA-15
94	Floyd, Leonard	LB	6-4	240	24	R	Georgia	D1-16
52	Jones, Christian	LB	6-3	251	25	3	Florida State	UnFA-14
44	Kwiatkoski, Nick	LB	6-2	242	23	R	West Virginia	D4a-16
92	McPhee, Pernell	LB	6-3	273	27	6	Mississippi State	UFA-15 (BAL)
53	Timu, John	LB	6-0	245	24	2	Washington	UnFA-15
97	Young, Willie	LB	6-4	258	31	7	NC State	UFA-14 (DET)

No	DEFENSIVE BACKS (12)	Pos	Ht	Wt	Age	Exp	College	Acquired
38	Amos, Adrian	DB	6-0	214	23	2	Penn State	D5-15
20	Bausby, De'Vante	DB	6-2	190	23	1	Pittsburg State	WFA-15 (KC)
26	Bush, Deon	DB	6-0	200	23	R	Miami (Fla.)	D4b-16
37	Callahan, Bryce	DB	5-9	191	25	2	Rice	UnFA-15
32	Hall, Deiondre	DB	6-2	201	22	R	Northern Iowa	D4c-16
36	Houston-Carson, DeAndre	DB	6-1	203	23	R	William & Mary	D6-17
30	Hurst, Demontre	DB	5-10	191	25	3	Oklahoma	UnFA-13
29	Jones-Quartey, Harold	DB	5-11	210	23	2	Findlay	WC-15 (ARZ)
22	LeBlanc, Cre'Von	DB	5-11	190	22	R	Florida Atlantic	WC-16 (NE)
27	McManis, Sherrick	DB	6-1	192	28	7	Northwestern	TR-12 (HOU)
21	Porter, Tracy	DB	5-11	200	30	9	Indiana	WFA-15 (WAS)
31	Prosinski, Chris	DB	6-1	213	29	6	Wyoming	WFA-15 (PHI)

SPECIALISTS (3)

No	KICKERS/PUNTERS (2)	Pos	Ht	Wt	Age	Exp	College	Acquired
4	Barth, Connor	K	5-11	200	30	9	North Carolina	WFA-16 (NO)
16	O'Donnell, Pat	P	6-4	217	25	3	Miami (Fla.)	D6b-14

No	LONG SNAPPERS (1)	Pos	Ht	Wt	Age	Exp	College	Acquired
48	Scales, Patrick	LS	6-4	242	28	2	Utah State	WFA-15 (BAL)

CHICAGO BEARS 2016 UNOFFICIAL DEPTH CHART

Current with 53 players; Last updated November 29, 2016

OFFENSE

WR 81 Cameron Meredith	14 Deonte Thompson	<u>83</u> <u>Daniel Braverman</u>
TE 82 Logan Paulsen	84 Ben Braunecker	85 Daniel Brown
RT 70 Bobby Massie	76 Mike Adams	
RG 62 Ted Larsen	64 Eric Kush	
C <u>65</u> <u>Cody Whitehair</u>	62 Ted Larsen	60 Cornelius Edison
LG 71 Josh Sitton	64 Eric Kush	
LT 72 Charles Leno, Jr.	76 Mike Adams	
QB 6 Jay Cutler	12 Matt Barkley	9 David Fales
RB 33 Jeremy Langford	25 Ka'Deem Carey	<u>24</u> <u>Jordan Howard</u>
WR 19 Eddie Royal	10 Marquess Wilson	11 Joshua Bellamy
FB 47 Paul Lasike		

DEFENSE

DE 96 Akiem Hicks	90 Cornelius Washington	
NT 91 Eddie Goldman	69 CJ Wilson	
DE 98 Mitch Unrein	<u>74</u> <u>Jonathan Bullard</u>	
OLB 92 Pernell McPhee	<u>94</u> <u>Leonard Floyd</u>	
ILB <u>44</u> <u>Nick Kwiatkoski</u>	53 John Timu	
ILB 52 Christian Jones	58 Jonathan Anderson	
OLB 97 Willie Young	49 Sam Acho	
CB 21 Tracy Porter	27 Sherrick McManis	20 De'Vante Bausby
S 29 Harold Jones-Quartey	<u>26</u> <u>Deon Bush</u>	30 Demontre Hurst
S 38 Adrian Amos	31 Chris Prosinski	<u>36</u> <u>DeAndre Houston-Carson</u>
CB 37 Bryce Callahan	<u>32</u> <u>Deiondre Hall</u>	<u>22</u> <u>Cre'Von LeBlanc</u>

SPECIAL TEAMS

P 16 Pat O'Donnell
K 4 Connor Barth
LS 48 Patrick Scales
H 16 Pat O'Donnell
KR 14 Deonte Thompson
PR 19 Eddie Royal

Underline denotes rookie

(Parenthesis denotes injured/suspended)

David **Fales** (rhymes with 'nails')

Akiem Hicks (ah-KEEM)

Demontre Hurst (Duh-mon-tray)

Alshon Jeffery (AL-shon jeff-ree)

Harold Jones-**Quartey** (quar-tay)

Nick **Kwiatkoski** (kwit-KOW-skee)

Paul **Lasike** (luh-SEE-kay)

Cre'Von LeBlanc (KRAY-von luh-BLONK)

Sherrick McManis (SHARE-rick mick-MAN-us)

Deonte Thompson (dee-ON-tay)

John **Timu** (TEE-moo)

Mitch **Unrein** (Un-Rhine)

Marquess Wilson (mar-keese)

COACHES

Sean **Desai** (d-sigh)

Vic **Fangio** (fan-geo)

Dowell Loggains (dowel LOG-ins)

Dave **Magazu** (mag-ah-zoo)

Glenn **Pires** (rhymes with tires)

Chicago Bears / Week 12 / Through Sunday, November 27, 2016 / Regular Season

Won 2, Lost 9

9/11/2016	L	14- 23	at Houston Texans
9/19/2016	L	14- 29	Philadelphia Eagles
9/25/2016	L	17- 31	at Dallas Cowboys
10/2/2016	W	17- 14	Detroit Lions
10/9/2016	L	23- 29	at Indianapolis Colts
10/16/2016	L	16- 17	Jacksonville Jaguars
10/20/2016	L	10- 26	at Green Bay Packers
10/31/2016	W	20- 10	Minnesota Vikings
11/13/2016	L	10- 36	at Tampa Bay Buccaneers
11/20/2016	L	16- 22	at New York Giants
11/27/2016	L	21- 27	Tennessee Titans

Total First Downs

	Chicago	Opponent
Rushing	55	61
Passing	145	140
Penalty	10	24
3rd Down: Made/Att	48/134	58/149
3rd Down Pct.	35.8%	38.9%
4th Down: Made/Att	2/10	10/11
4th Down Pct.	20.0%	90.9%

Possession Avg. **28:02** **31:58**

Total Net Yards **3852** **3775**

Avg. Per Game **350.2** **343.2**

Total Plays **669** **707**

Avg. Per Play **5.8** **5.3**

Net Yards Rushing **1083** **1137**

Avg. Per Game **98.5** **103.4**

Total Rushes **241** **297**

Net Yards Passing **2769** **2638**

Avg. Per Game **251.7** **239.8**

Sacked/Yards Lost **22/132** **24/156**

Gross Yards **2901** **2794**

Attempts/Completions **406/249** **386/254**

Completion Pct. **61.3%** **65.8%**

Had Intercepted **9** **5**

Punts/Average **52/44.1** **49/47.4**

Net Punting Avg. **39.4** **42.7**

Penalties/Yards **78/647** **68/646**

Fumbles/Ball Lost **19/7** **12/3**

Touchdowns **20** **28**

Rushing **5** **9**

Passing **13** **17**

Returns **2** **2**

Score By Periods

	Q1	Q2	Q3	Q4	OT	Pts
Team	39	64	31	44	0	178
Opponents	39	79	57	89	0	264

Scoring

	TD	Ru	Pa	Rt	PAT	FG	2Pt	Pts
C.Barth	0	0	0	0	19/20	13/17	0	58
Z.Miller	4	0	4	0	0/0	0/0	0	24
E.Royal	3	0	2	1	0/0	0/0	0	18
J.Langford	3	3	0	0	0/0	0/0	0	18
J.Howard	3	2	1	0	0/0	0/0	0	18
C.Meredith	2	0	2	0	0/0	0/0	0	12
D.Brown	1	0	1	0	0/0	0/0	0	6
A.Jeffery	1	0	1	0	0/0	0/0	0	6
D.Thompson	1	0	1	0	0/0	0/0	0	6
M.Wilson	1	0	1	0	0/0	0/0	0	6
L.Floyd	1	0	0	1	0/0	0/0	0	6
Team	20	5	13	2	19/20	13/17	0	178
Opponents	28	9	17	2	23/27	23/25	1	264

2-Pt. Conversions: Team 0/0, Opponents: 1/1

Sacks: W.Young 6.5, L.Floyd 5.0, A.Hicks 4.0, P.McPhee 2.0,

C.Washington 2.0, E.Goldman 1.5, D.Trevathan 1.0, S.Acho 1.0,

J.Bullard 1.0 **Team: 24.0, Opponents: 21.0**

Rushing	No.	Yds	Avg Long	TD
J.Howard	149	766	5.1 69	2
J.Langford	40	145	3.6 23	3
K.Carey	28	115	4.1 24	0
J.Cutler	5	24	4.8 12	0
K.White	1	9	9.0 9	0
P.Lasike	3	8	2.7 5	0
J.Bellamy	1	7	7.0 7	0
J.Bell	3	6	2.0 6	0
C.Meredith	1	6	6.0 6	0
M.Barkley	3	-1	-0.3 0	0
B.Hoyer	7	-2	-0.3 3	0
Team	241	1083	4.5 69	5
Opponents	297	1137	3.8 30	9

Receiving	No.	Yds	Avg Long	TD
Z.Miller	47	486	10.3 34	4
A.Jeffery	40	630	15.8 54	1
C.Meredith	35	449	12.8 50t	2
E.Royal	33	369	11.2 64	2
J.Howard	22	242	11.0 34	1
K.White	19	187	9.8 32	0
J.Langford	13	78	6.0 14	0
J.Bellamy	10	123	12.3 25	0
M.Wilson	9	160	17.8 35	1
D.Thompson	7	58	8.3 14	1
K.Carey	5	55	11.0 16	0
D.Brown	3	24	8.0 9	1
L.Paulsen	3	15	5.0 7	0
B.Braunecker	2	22	11.0 14	0
P.Lasike	1	3	3.0 3	0
Team	249	2901	11.7 64	13
Opponents	254	2794	11.0 51t	17

Interceptions	No.	Yds	Avg Long	TD
T.Porter	2	28	14.0 25	0
J.Glenn	1	21	21.0 21	0
H.Jones-Quartey	1	0	0.0 0	0
D.Hall	1	0	0.0 0	0
Team	5	49	9.8 25	0
Opponents	9	89	9.9 28	1

Punting	No	Yds	Avg	Net	TB	In	Lg	B
P.O'Donnell	52	2291	44.1	39.4	2	18	67	0
Team	52	2291	44.1	39.4	2	18	67	0
Opponents	49	2324	47.4	42.7	2	18	74	0

Punt Returns	Ret	FC	Yds	Avg Long	TD
E.Royal	19	15	166	8.7 65t	1
C.LeBlanc	3	2	26	8.7 13	0
B.Callahan	0	2	0	0 0	0
Team	22	19	192	8.7 65t	1
Opponents	17	26	203	11.9 85t	1

Kickoff Returns	No.	Yds	Avg Long	TD
D.Thompson	23	491	21.3 40	0
K.Carey	2	38	19.0 22	0
B.Callahan	1	17	17.0 17	0
J.Bellamy	1	15	15.0 15	0
Team	27	561	20.8 40	0
Opponents	24	540	22.5 46	0

Field Goals	1-19	20-29	30-39	40-49	50+
C.Barth	0/0	4/4	6/7	2/3	1/3
Team	0/0	4/4	6/7	2/3	1/3
Opponents	1/1	7/7	6/7	5/6	4/4

Fumbles Lost: J.Cutler 2, C.Meredith 2, J.Howard 1, B.Hoyer 1, J.Langford 1 **Total: 7**

Opponent Fumble Recoveries: A.Hicks 1, A.Amos 1, L.Floyd 1 **Total: 3**

Passing Att Cmp Yds Cmp% Yds/Att TD TD% Int Int% Long Sack Lost Rating

B.Hoyer	200	134	1445	67.0%	7.2	6	3.0%	0	0.0%	64	4/	18	98.0
J.Cutler	137	81	1059	59.1%	7.7	4	2.9%	5	3.6%	54	17/	104	78.1
M.Barkley	69	34	397	49.3%	5.8	3	4.3%	4	5.8%	26	1/	10	57.5
Team	406	249	2901	61.3%	7.1	13	3.2%	9	2.2%	64	22/	132	84.4
Opponents	386	254	2794	65.8%	7.2	17	4.4%	5	1.3%	51t	24/	156	96.4

2016 CHICAGO BEARS DEFENSE / SPECIAL TEAMS STATS

SEASONS STATS (Based on press box statistics; Bold denotes TD)

Please note; Similar to NFL press box stats: INTs also count as PBU

Sacks count as TFLs unless a strip-sack; Sacks also count as a QBP

Full sacks and TFLs count as solo tackles; Assisted sacks and TFLs count as assisted tackles

DEFENSIVE STATS										
Player	TT	ST	AT	TFL	QBP	S - YL	INT - YR	PBU	FF	FR - YR
Jerrell Freeman	91	69	22	6	2	0 - 0	0 - 0	2	1	0 0
Danny Trevathan	66	49	17	1	1	1 - 7	0 - 0	4	0	0 - 0
Adrian Amos	50	44	6	2	0	0 - 0	0 - 0	4	1	1 21
Harold Jones-Quartey	46	37	9	1	0	0 - 0	1 - 0	3	0	0 - 0
Tracy Porter	36	33	3	0	0	0 - 0	2 - 28	8	1	0 - 0
Willie Young	30	18	12	7	7	6.5 - 30	0 - 0	2	1	0 - 0
Akiem Hicks	29	18	11	6	6	4 - 31	0 - 0	1	1	1 - 0
Cre'Von LeBlanc	28	26	2	0	1	0 - 0	0 - 0	4	0	0 - 0
Bryce Callahan	27	26	1	0	1	0 - 0	0 - 0	3	0	0 - 0
Jacoby Glenn	26	23	3	0	0	0 - 0	1 - 21	6	1	0 - 0
Leonard Floyd	25	16	9	4	6	5 - 42	0 - 0	1	1	1 - 0
Sam Acho	22	14	8	3	5	1 - 3	0 - 0	1	1	0 - 0
Chris Prosinski	18	13	5	1	0	0 - 0	0 - 0	1	1	0 - 0
Mitch Unrein	16	7	9	0	1	0 - 0	0 - 0	0	0	0 - 0
Will Sutton	15	8	7	0	1	0 - 0	0 - 0	1	0	0 - 0
Eddie Goldman	15	10	5	1	3	1.5 - 11	0 - 0	1	0	0 - 0
Jonathan Bullard	14	11	3	2	2	1 - 3	0 - 0	0	0	0 - 0
Cornelius Washington	14	9	5	3	2	2 - 12	0 - 0	1	0	0 - 0
DeVante Bausby	12	11	1	0	0	0 - 0	0 0	0	0	0 - 0
Deon Bush	10	6	4	0	0	0 - 0	0 - 0	0	0	0 - 0
Nick Kwiatkoski	9	5	4	0	0	0 - 0	0 - 0	0	0	0 - 0
Pernell McPhee	8	7	1	2	6	2 - 18	0 - 0	0	1	0 - 0
Demontre Hurst	5	5	0	0	0	0 0	0 - 0	1	0	0 - 0
Christian Jones	5	4	1	0	0	0 - 0	0 - 0	1	0	0 - 0
C.J. Wilson	5	2	3	0	2	0 - 0	0 - 0	0	0	0 - 0
Lamarr Houston	4	2	2	0	1	0 - 0	0 - 0	0	0	0 - 0
Deiondre Hall	3	2	1	0	0	0 - 0	1 - 0	3	0	0 - 0
Sherrick McManis	3	3	0	0	0	0 - 0	0 - 0	1	0	0 - 0
Jonathan Anderson	2	1	1	0	0	0 - 0	0 - 0	0	0	0 - 0
John Timu	2	2	0	1	0	0 - 0	0 - 0	0	0	0 - 0
Team Totals	636	481	155	40	47	24 - 157	5 - 49	49	10	3 - 21

SPECIAL TEAMS						
Player	TT	ST	AT	BK	FF	FR
Sherrick McManis	9	8	1	0	0	0
Christian Jones	9	5	4	0	0	0
Josh Bellamy	4	3	1	0	0	0
Chris Prosinski	5	5	0	0	0	0
Adrian Amos	3	3	0	0	0	0
Jonathan Anderson	3	2	1	0	0	0
Harold Jones-Quartey	3	2	1	0	0	0
Sam Acho	2	1	1	0	0	0
Deiondre Hall	2	1	1	0	0	0
DeAndre Houston-Carson	2	0	2	0	0	0
Nick Kwiatkoski	2	2	0	0	1	0
Logan Paulsen	2	2	0	0	0	0
Ben Braunecker	1	1	0	0	0	0
Deon Bush	1	1	0	0	0	0
Bryce Callahan	1	1	0	0	0	0
Demontre Hurst	1	1	0	0	0	0
John Timu	1	1	0	0	0	0
Patrick Scales	1	1	0	0	0	0
Akeim Hicks	0	0	0	1	0	0
Team Totals	52	40	12	1	1	0

DEFENSIVE / SPECIAL TEAMS SCORING PLAYS (2)

Royal: 65 yd PR for TD (9/19 vs. PHI)

Floyd: Fum rec in endzone (10/20 at GB)

Special Teams Stats Key: TT (total tackles), ST (solo tackles),
AT (assisted tackles), BK (blocked kicks), FF (forced fumbles),
FR (fumble recoveries)

Defensive Stats Key: TT (total tackles), ST (solo tackles), AT (assisted tackles), TFL (tackles for loss),

QBP (QB Pressure), S-YL (sacks-yards lost), INT-YR (interceptions-yards returned),

PBU (pass break-ups), FF (forced fumbles), FR-YR (fumble recoveries-yards returned),

BK (blocked kick/punt)

QUARTERBACK SACKS (24.0)

Young-6.5, Floyd-5.0, Hicks-4.0, Washington-2.0, Bullard-1.0, Trevathan-1.0, Acho-1.0, McPhee-2.0
Goldman-1.5

OPPONENT FUMBLE RECOVERIES (3)

Glenn-1, Hicks-1, Floyd-1

INTERCEPTIONS (5)

Tracy Porter-2, Harold Jones-Quartey-1, Deiondre Hall-1, Jacoby Glenn-1

2016 Chicago Bears

Select Team ▼ Go

Record: 2-9 (4th NFC North)

Head Coach: John Fox

2016 ▼ Regular Season ▼ All Games ▼ Submit

Quarterbacks												
Name	Pos	G	GS	OffPl	OffPl/G	OffPl%	DefPl	DefPl/G	DefPl%	SpTmPl	SpTmPl/G	SpTmPl%
Brian Hoyer	QB	6	5	314	52.3	82.6	0	0.0	0.0	0	0.0	0.0
Jay Cutler	QB	5	5	275	55.0	95.2	0	0.0	0.0	0	0.0	0.0
Matt Barkley	QB	2	1	108	54.0	84.4	0	0.0	0.0	0	0.0	0.0
Running Backs												
Name	Pos	G	GS	OffPl	OffPl/G	OffPl%	DefPl	DefPl/G	DefPl%	SpTmPl	SpTmPl/G	SpTmPl%
Jordan Howard	RB	10	8	441	44.1	68.8	0	0.0	0.0	4	0.4	1.5
Jeremy Langford	RB	7	3	165	23.6	38.0	0	0.0	0.0	0	0.0	0.0
Ka'Deem Carey	RB	9	0	83	9.2	14.7	0	0.0	0.0	73	8.1	29.3
Paul Lasike	RB	7	2	54	7.7	11.9	0	0.0	0.0	23	3.3	11.6
Joique Bell	RB	4	0	6	1.5	2.3	0	0.0	0.0	25	6.3	23.4
Raheem Mostert	RB	2	0	0	0.0	0.0	0	0.0	0.0	17	8.5	34.0
Receivers												
Name	Pos	G	GS	OffPl	OffPl/G	OffPl%	DefPl	DefPl/G	DefPl%	SpTmPl	SpTmPl/G	SpTmPl%
Alshon Jeffery	WR	9	9	516	57.3	93.3	0	0.0	0.0	2	0.2	0.8
Zach Miller	TE	10	8	511	51.1	82.8	0	0.0	0.0	6	0.6	2.2
Cameron Meredith	WR	9	6	443	49.2	75.2	0	0.0	0.0	2	0.2	0.8
Eddie Royal	WR	9	1	311	34.6	52.9	0	0.0	0.0	37	4.1	14.9
Logan Paulsen	TE	11	10	306	27.8	43.9	0	0.0	0.0	113	10.3	37.8
Kevin White	WR	4	4	191	47.8	78.9	0	0.0	0.0	0	0.0	0.0
Joshua Bellamy	WR	11	0	147	13.4	21.1	0	0.0	0.0	202	18.4	67.6
Deonte Thompson	WR	11	2	109	9.9	15.6	0	0.0	0.0	94	8.5	31.4
Marquess Wilson	WR	2	1	76	38.0	52.8	0	0.0	0.0	0	0.0	0.0
Ben Braunecker	TE	8	1	68	8.5	13.0	0	0.0	0.0	145	18.1	67.1
Daniel Brown	TE	1	0	49	49.0	61.3	0	0.0	0.0	6	6.0	23.1
Greg Scruggs	TE	3	0	8	2.7	4.6	0	0.0	0.0	17	5.7	20.5
Patrick Scales	TE	11	0	0	0.0	0.0	0	0.0	0.0	90	8.2	30.1
Offensive Linemen												
Name	Pos	G	GS	OffPl	OffPl/G	OffPl%	DefPl	DefPl/G	DefPl%	SpTmPl	SpTmPl/G	SpTmPl%
Charles Leno Jr.	T	11	11	697	63.4	100.0	0	0.0	0.0	38	3.5	12.7
Cody Whitehair	C	11	11	697	63.4	100.0	0	0.0	0.0	5	0.5	1.7
Bobby Massie	T	10	10	600	60.0	94.8	0	0.0	0.0	33	3.3	12.2
Josh Sitton	G	8	8	481	60.1	94.7	0	0.0	0.0	28	3.5	12.6
Kyle Long	T	8	8	430	53.8	87.4	0	0.0	0.0	24	3.0	11.0
Ted Larsen	C	11	3	268	24.4	38.5	0	0.0	0.0	38	3.5	12.7
Eric Kush	G	4	3	215	53.8	85.0	0	0.0	0.0	13	3.3	12.4
Mike Adams	T	11	1	97	8.8	13.9	0	0.0	0.0	38	3.5	12.7
Cornelius Edison	C	3	0	0	0.0	0.0	0	0.0	0.0	11	3.7	13.6
Defensive Linemen												
Name	Pos	G	GS	OffPl	OffPl/G	OffPl%	DefPl	DefPl/G	DefPl%	SpTmPl	SpTmPl/G	SpTmPl%
Akiem Hicks	DE	11	11	0	0.0	0.0	637	57.9	84.5	53	4.8	17.7
Mitch Unrein	DE	8	6	1	0.1	0.2	288	36.0	52.0	67	8.4	31.0
Cornelius Washington	DE	10	2	0	0.0	0.0	262	26.2	38.4	23	2.3	8.5
Jonathan Bullard	DE	10	1	0	0.0	0.0	212	21.2	30.7	34	3.4	12.3
Will Sutton	DT	8	6	0	0.0	0.0	173	21.6	31.2	71	8.9	32.9
Eddie Goldman	NT	4	3	0	0.0	0.0	144	36.0	51.4	11	2.8	10.0
C.J. Wilson	DT	2	0	0	0.0	0.0	41	20.5	32.8	13	6.5	23.6
Linebackers												
Name	Pos	G	GS	OffPl	OffPl/G	OffPl%	DefPl	DefPl/G	DefPl%	SpTmPl	SpTmPl/G	SpTmPl%
Jerrell Freeman	LB	10	10	0	0.0	0.0	690	69.0	99.1	12	1.2	4.4
Danny Trevathan	LB	9	8	0	0.0	0.0	565	62.8	90.7	3	0.3	1.2
Willie Young	LB	11	7	0	0.0	0.0	529	48.1	70.2	28	2.5	9.4
Sam Acho	LB	11	5	0	0.0	0.0	398	36.2	52.8	177	16.1	59.2
Leonard Floyd	LB	8	8	0	0.0	0.0	356	44.5	62.7	2	0.3	0.9
Nick Kwiatkoski	LB	9	2	0	0.0	0.0	136	15.1	22.4	128	14.2	52.7
Pernell McPhee	LB	5	0	0	0.0	0.0	131	26.2	37.6	2	0.4	1.5
Christian Jones	LB	11	2	0	0.0	0.0	79	7.2	10.5	215	19.5	71.9
Lamarr Houston	LB	2	0	0	0.0	0.0	32	16.0	21.8	0	0.0	0.0
John Timu	LB	6	1	0	0.0	0.0	23	3.8	5.8	103	17.2	64.8
Jonathan Anderson	LB	4	0	0	0.0	0.0	20	5.0	7.3	94	23.5	86.2
Defensive Backs												
Name	Pos	G	GS	OffPl	OffPl/G	OffPl%	DefPl	DefPl/G	DefPl%	SpTmPl	SpTmPl/G	SpTmPl%
Adrian Amos	S	11	11	0	0.0	0.0	716	65.1	95.0	79	7.2	26.4
Tracy Porter	CB	11	11	0	0.0	0.0	696	63.3	92.3	3	0.3	1.0

Harold Jones-Quartey	S	11	9	0	0.0	0.0	521	47.4	69.1	75	6.8	25.1
Cre'von LeBlanc	CB	9	5	0	0.0	0.0	477	53.0	78.6	23	2.6	9.5
Bryce Callahan	CB	8	7	0	0.0	0.0	344	43.0	62.5	6	0.8	2.8
Jacoby Glenn	CB	7	3	0	0.0	0.0	244	34.9	49.5	59	8.4	31.1
Chris Prosinski	S	11	1	0	0.0	0.0	162	14.7	21.5	242	22.0	80.9
Deon Bush	S	7	2	0	0.0	0.0	130	18.6	27.3	58	8.3	31.0
De'Vante Bausby	CB	4	0	0	0.0	0.0	115	28.8	40.6	0	0.0	0.0
Demontre Hurst	CB	5	0	0	0.0	0.0	95	19.0	28.9	61	12.2	43.0
Deiondre' Hall	CB	5	0	0	0.0	0.0	52	10.4	15.5	40	8.0	30.3
Sherrick McManis	CB	11	0	0	0.0	0.0	18	1.6	2.4	256	23.3	85.6
DeAndre Houston-Carson	S	7	0	0	0.0	0.0	8	1.1	1.7	94	13.4	48.5

Special Teams

<u>Name</u>	<u>Pos</u>	<u>G</u>	<u>GS</u>	<u>OffPl</u>	<u>OffPl/G</u>	<u>OffPl%</u>	<u>DefPl</u>	<u>DefPl/G</u>	<u>DefPl%</u>	<u>SpTmPl</u>	<u>SpTmPl/G</u>	<u>SpTmPl%</u>
Patrick O'Donnell	P	11	0	0	0.0	0.0	0	0.0	0.0	91	8.3	30.4
Connor Barth	K	11	0	0	0.0	0.0	0	0.0	0.0	82	7.5	27.4

-OffPl%, DefPl%, and SpTmPl% statistics are in relation to the number of team plays only in games played by that individual player.
 -Note that some plays that are negated by penalty are counted in players' participation total. Fake punts/FGs are counted as special teams plays.

BEARS TOP 5 CAREER REGULAR SEASON GAME HIGHS

PASSING

Matt Barkley
(NFL career)

- Attempts**
1. **54 vs. TEN (11/27/16)**
 2. 26 vs. NYG (10/27/13)
 3. 20 vs. DAL (10/20/13)
 4. **15 at GB (10/20/16)**
 5. 3 at OAK (11/3/13)

- Completions**
1. **28 vs. TEN (11/27/16)**
 2. 17 vs. NYG (10/27/13)
 3. 11 vs. DAL (10/20/13)
 4. **6 at GB (10/20/16)**
 5. 2 at OAK (11/3/13)

- Passing Yards**
1. **316 vs. TEN (11/27/16)**
 2. 158 vs. NYG (10/27/13)
 3. 129 vs. DAL (10/20/13)
 4. **81 at GB (10/20/16)**
 5. 13 at OAK (11/3/13)

- Longest Passes**
- 1t. 26 vs. DAL (10/20/13)
 - 1t. 26 at GB (10/20/16)
 3. **25 vs. NYG (10/27/16)**
 4. **23 vs. TEN (11/27/16)**
 5. 10 at OAK (11/3/13)

- Passing Touchdowns**
1. **3 vs. TEN (11/27/16)**

- Passer Rating (Min. 5 att)**
1. 75.7 at OAK (11/3/13)
 2. **72.8 vs. TEN (11/27/16)**
 3. 65.9 vs. NYG (10/27/13)
 4. 39.6 vs. CAR (11/10/14)
 5. 35.2 vs. DAL (10/20/13)

Jay Cutler
(NFL career)

- Attempts**
1. 52 at SF (11/12/09)
 2. 50 vs. SD (9/14/08)
 - 3t. 49 vs. BUF (9/7/14)
 - 3t. 49 at SD (12/28/08)
 - 3t. 49 at KC (9/28/08)

- Completions**
1. 36 vs. SD (9/14/08)
 2. 34 vs. BUF (9/7/14)
 3. 33 at SD (12/28/08)
 - 4t. 32 vs. DAL (12/4/14)
 - 4t. 32 vs. KC (12/7/08)

- Passing Yards**
1. 447 at CLE (11/6/08)
 2. 381 at ATL (10/12/14)
 3. 372 vs. DET (9/12/10)
 4. 369 vs. ARZ (11/8/09)
 5. 361 at KC (9/28/08)

- Longest Passes**
1. 93t at CLE (11/6/08)
 2. 89t vs. DET (9/12/10)
 3. 87t at STL (11/15/15)
 4. 83t at STL (11/15/15)
 5. 74 at ATL (10/12/14)

- Passing Touchdowns**
- 1t. 4 at SF (9/14/14)
 - 1t. 4 vs. PHI (11/28/10)
 - 1t. 4 at DET (1/3/10)
 - 1t. 4 vs. MIN (12/28/09)
 - 1t. 4 vs. SD (9/14/08)
 - 1t. 4 vs. KC (12/9/07)

- Passer Rating (Min. 5 att)**
1. 151.0 at STL (11/15/15)
 2. 146.2 vs. PHI (11/28/10)
 3. 141.0 vs. KC (12/9/07)
 4. 140.3 at DAL (10/1/12)
 5. 138.1 at TEN (11/4/12)

Jay Cutler
(Bears career)

- Attempts**
1. 52 at SF (11/12/09)
 2. 49 vs. BUF (9/7/14)
 3. 48 at DET (11/27/14)
 - 4t. 47 at DET (9/29/13)
 - 4t. 47 vs. ARZ (11/08/09)

- Completions**
1. 34 vs. BUF (9/7/14)
 2. 32 vs. DAL (12/4/14)
 - 3t. 31 at DET (11/27/14)
 - 3t. 31 vs. MIN (11/16/14)
 - 3t. 29 at SF (11/12/09)
 - 5t. 29 vs. ARZ (11/8/09)

- Passing Yards**
1. 381 at ATL (10/12/14)
 2. 372 vs. DET (9/12/10)
 3. 369 vs. ARZ (11/8/09)
 4. 358 vs. NO (10/6/13)
 5. 353 at DET (10/18/15)

- Longest Passes**
1. 89t vs. DET (9/12/10)
 2. 87t at STL (11/15/15)
 3. 83t at STL (11/15/15)
 4. 74 at ATL (10/12/14)
 5. 71 vs. STL (12/6/09)

- Passing Touchdowns**
- t1. 4 at SF (9/14/14)
 - t1. 4 vs. PHI (11/28/10)
 - t1. 4 at DET (1/3/10)
 - t1. 4 vs. MIN (12/28/09)
 - 5t. 3, 12 times

- Passer Rating (Min. 5 att)**
1. 151.0 at STL (11/15/15)
 2. 146.2 vs. PHI (11/28/10)
 3. 140.3 at DAL (10/1/12)
 4. 138.1 at TEN (11/4/12)
 5. 136.7 at DAL (9/19/10)

BEARS TOP 5 CAREER REGULAR SEASON GAME HIGHS (cont.)

PASSING

Brian Hoyer
(NFL career)

Attempts

1. 54 at MIN (9/22/13)
2. 50 vs. HOU (11/16/14)
- 3t. 49 at MIA (10/25/15)
- 3t. 49 at DAL (9/25/16)**
- 5. 49 vs. JAX (10/16/16)**

Longest Passes

1. 81t at CAR (12/21/14)
2. 70 vs. BAL (9/21/14)
3. 65 at JAX (10/19/14)
- 4. 64 vs. DET (10/2/16)**
5. 53 at SF (12/30/12)

Completions

- 1. 33 at IND (10/9/16)**
- 2t. 30 at MIN (9/22/13)
- 2t. 30 at DAL (9/25/16)**
- 4. 30 vs. JAX (10/16/16)**
- 5. 28 vs. DET (10/2/16)**

Passing Touchdowns

- t1. 3 at MIN (9/22/13)
- t1. 3 at TEN (10/5/14)
- t1. 3 at JAX (10/18/15)
- t1. 3 at MIA (10/25/15)
- t1. 3 at BUF (12/6/15)

Passing Yards

- 1. 397 at IND (10/9/16)**
2. 330 vs. HOU (11/16/14)
3. 322 at ATL (11/23/14)
4. 321 at MIN (9/22/13)
- 5. 317 at DAL (9/25/16)**

Passer Rating (Min. 5 att)

1. 127.1 vs. BAL (9/21/14)
- 2. 120.1 vs. DET (10/2/16)**
- 3. 120.0 at IND (10/9/16)**
4. 119.3 at JAX (10/18/15)
5. 113.0 vs. PIT (10/12/14)

RUSHING

Matt Barkley
(NFL career)

Carries

1. 3 vs. CAR (11/10/14)
- 2t. 2 at OAK (11/3/13)
- 2t. 2 vs. TEN (11/27/16)**
- 4. 1 at GB (10/20/16)**

Rushing Touchdowns

Carries

- 1t. 14 at STL (11/15/15)
- 1t. 14 vs. GB (9/28/14)
- 3. 10 at GB (10/20/16)**
- 4t. 9 vs. DEN (11/22/15)
- 4t. 9 vs. JAX (10/16/16)**

Rushing Touchdowns

- t1. 1 at TB (12/27/15)
- t1. 1 vs. SF (12/6/15)

Carries

- t1. 8 vs. BUF (12/21/08)
- t1. 8 vs. KC (12/7/08)
- t3. 7 vs. PHI (11/28/10)
- t3. 7 at CLE (11/6/08)
5. 6 at OAK (12/2/07)

Rushing Touchdowns

1. 2 vs. BUF (12/7/08)
- t2. 1, seven times

Rushing Yards

Rushing Yards

1. 72 vs. GB (9/28/14)
2. 56 at STL (11/15/15)
- 3. 50 vs. JAX (10/16/16)**
- 4. 48 at GB (10/20/16)**
5. 33 at NE (10/26/14)

Longest Rushes

Longest Rushes

- 1. 24 at GB (10/20/16)**
- 2. 16 vs. JAX (10/16/16)**
3. 15 at ATL (10/12/14)
- 4t. 13 at NE (10/26/14)
- 4t. 13 vs. GB (9/28/14)

Ka'Deem Carey

Jay Cutler
(NFL career)

Rushing Yards

1. 42 at SD (12/24/07)
2. 41 vs. PIT (10/21/07)
- t3. 39 at MIN (12/28/14)
- t3. 39 at BUF (11/7/10)
5. 37 vs. GB (9/27/10)

Longest Rushes

1. 31 vs. PIT (10/21/07)
2. 30 at ATL (10/18/09)
3. 26 at STL (11/15/15)
- t4. 25 at SF (9/14/14)
- t4. 25 vs. MIN (11/14/10)

BEARS TOP 5 CAREER REGULAR SEASON GAME HIGHS (cont.)

RUSHING

	<u>Carries</u>	<u>Rushing Yards</u>	<u>Longest Rushes</u>
Jordan Howard	1. 26 vs. MIN (10/31/16)	1. 153 vs. MIN (10/31/16)	1. 69 vs. MIN (10/31/16)
	2. 23 vs. DET (10/2/16)	2. 118 at IND (10/9/16)	2. 57 at IND (10/9/16)
	3. 17 at NYG (11/20/16)	3. 111 vs. DET (10/2/16)	3. 36 at DAL (9/25/16)
	4. 16 at IND (10/9/16)	4. 100 at TB (11/13/16)	4. 27 at NYG (11/20/16)
	5t. 15, twice	5. 77 at NYG (11/20/16)	5. 17 vs. DET (10/2/16)

Rushing Touchdowns

1. **1, twice**

	<u>Carries</u>	<u>Rushing Yards</u>	<u>Longest Rushes</u>
Brian Hoyer (NFL career)	1. 6 vs. TEN (10/18/09)	1. 19 at CAR (12/21/14)	1. 20 at TB (10/25/09)
	2. 5 at JAX (10/18/15)	2. 17 at TB (10/25/09)	2. 15 at CIN (11/16/15)
	t3. 4 at BUF (12/26/10)	t3. 15 at CIN (11/16/15)	t3. 14 at IND (10/8/15)
	t3. 4 vs. CIN (9/29/13)	t3. 15 at BUF (12/6/15)	t3. 14 at IND (12/6/15)
	t.3 4 at CIN (11/6/14)	5. 14 vs. IND (10/8/15)	t4. 11, twice

Rushing Touchdowns

1. 1 vs. TEN (10/18/09)

	<u>Carries</u>	<u>Rushing Yards</u>	<u>Longest Rushes</u>
Jeremy Langford	1. 20 at STL (11/15/15)	1. 83 at TB (12/27/15)	1. 23 at STL (11/15/15)
	2. 19 at TB (12/27/15)	2. 73 at STL (11/15/15)	t2. 16 at SD (11/9/15)
	3. 18 at SD (11/9/15)	3. 72 at SD (11/9/15)	t2. 16 vs. PHI (9/19/16)
	4. 17 at HOU (9/11/16)	4. 59 vs SF (12/6/15)	4. 15 at HOU (9/11/16)
	5. 13 vs. DEN (11/22/15)	5. 57 at HOU (9/11/16)	t5. 14, twice

Rushing Touchdowns

- t1. **1, eight times**

RECEIVING

	<u>Receptions</u>	<u>Receiving Yards</u>	<u>Longest Receptions</u>
Joshua Bellamy	1. 6 at KC (10/11/15)	1. 57 vs. DEN (11/22/15)	1. 48t vs. ARZ (9/20/15)
	2t. 4 vs. DEN (11/22/15)	2. 49 vs. DET (1/3/16)	2. 38 vs. DEN (11/22/15)
	2t. 4 vs. TEN (11/27/16)	3. 48 vs. ARZ (9/20/15)	3. 34t vs. DET (1/3/16)
	3. 3 vs. DET (1/3/16)	4. 41 vs. TEN (11/27/16)	4. 23 at NYG (11/20/16)
	5t. 2, twice	5. 32 at NYG (11/20/16)	5. 16 vs. SF (12/6/15)

Receiving Touchdowns

- t1. 1 vs. DET (1/3/16)
- t1. 1 vs. ARZ (9/20/15)

BEARS TOP 5 CAREER REGULAR SEASON GAME HIGHS (cont.)

RECEIVING

	<u>Receptions</u>	<u>Receiving Yards</u>	<u>Longest Receptions</u>
Daniel Brown	<ol style="list-style-type: none"> 1. 5 vs. SEA (12/13/15) 2. 3 vs. TEN (11/27/16) 3. 1 at MIA (12/6/15) 4. 5. 	<ol style="list-style-type: none"> 1. 47 vs. SEA (12/13/15) 2. 24 vs. TEN (11/27/16) 3. 17 at MIA (12/6/15) 4. 5. 	<ol style="list-style-type: none"> 1. 31 vs. SEA (12/13/15) 2. 17 at MIA (12/6/15) 3. 9 vs. TEN (11/27/16) 4. 5.
	<u>Receiving Touchdowns</u>		
	<ol style="list-style-type: none"> 1. 1 vs. TEN (11/27/16) 		
	<u>Receptions</u>	<u>Receiving Yards</u>	<u>Longest Receptions</u>
Ben Braunecker	<ol style="list-style-type: none"> 1. 1 vs. MIN (10/31/16) 2. 1 vs. TEN (11/27/16) 3. 4. 5. 	<ol style="list-style-type: none"> 1. 14 vs. TEN (11/27/16) 2. 8 vs. MIN (10/31/16) 3. 4. 5. 	<ol style="list-style-type: none"> 1. 14 vs. TEN (11/27/16) 2. 8 vs. MIN (10/31/16) 3. 4. 5.
	<u>Receiving Touchdowns</u>		
	<ol style="list-style-type: none"> 1. 1 vs. TEN (11/27/16) 		
	<u>Receptions</u>	<u>Receiving Yards</u>	<u>Longest Receptions</u>
Ka'Deem Carey	<ol style="list-style-type: none"> 1. 3 vs. NO (12/15/14) 2. 2 at MIN (12/20/15) 3t. 1, seven times 	<ol style="list-style-type: none"> 1. 39 vs. NO (12/15/14) 2. 18 at MIN (12/20/15) 3. 16 at TB (11/13/16) 4. 15 at IND (10/9/16) 5. 12 vs. TEN (11/27/16) 	<ol style="list-style-type: none"> 1. 18 vs. NO (12/15/14) 2. 16 at TB (11/13/16) 3. 15 at IND (10/9/16) 4. 12 vs. TEN (11/27/16) 5t. 11, three times
	<u>Receiving Touchdowns</u>		
	<ol style="list-style-type: none"> 1. 1 at TB (12/27/15) 		
	<u>Receptions</u>	<u>Receiving Yards</u>	<u>Longest Receptions</u>
Jordan Howard	<ol style="list-style-type: none"> 1t. 4 at DAL (9/25/16) 1t. 4 vs. MIN (10/31/16) 3t. 3 vs. DET (10/2/16) 3t. 3 at IND (10/9/16) 3t. 3 vs. TEN (11/27/16) 	<ol style="list-style-type: none"> 1. 49 vs. MIN (10/31/16) 2. 47 at DAL (9/25/16) 3. 45 at IND (11/9/16) 4. 43 vs. TEN (11/27/16) 5. 22 at NYG (11/20/16) 	<ol style="list-style-type: none"> 1. 34 vs. MIN (10/31/16) 2. 23 vs. TEN (11/27/16) 3. 22 at NYG (11/20/16) 4. 21t at IND (10/9/16) 5. 15 at DAL (9/25/16)
	<u>Receiving Touchdowns</u>		
	<ol style="list-style-type: none"> 1. 1 at IND (10/9/16) 		

BEARS TOP 5 CAREER REGULAR SEASON GAME HIGHS (cont.)

RECEIVING

Alshon Jeffery	<u>Receptions</u>	<u>Receiving Yards</u>	<u>Longest Receptions</u>
	1. 12 at MIN (12/1/13)	1. 249 at MIN (12/1/13)	1. 80t at MIN (12/1/13)
	2. 11 vs. MIN (11/16/14)	2. 218 vs. NO (10/6/13)	2. 74 at ATL (10/12/14)
	t3. 10 at SD (11/9/15)	3. 151 at SD (11/9/15)	3. 67 vs. GB (12/29/13)
	t3. 10 vs. MIN (11/1/15)	4. 147 at DET (10/18/15)	4. 58 vs. NO (10/6/13)
	t3. 10 vs. NO (10/6/13)	5. 136 at ATL (10/12/14)	5. 55 at DET (12/30/12)
	<u>Receiving Touchdowns</u>		
	t1. 2 at DET (11/27/14)		
	t1. 2 at MIN (12/1/13)		
	t3. 1, 21 times		
Jeremy Langford	<u>Receptions</u>	<u>Receiving Yards</u>	<u>Longest Receptions</u>
	1. 7 at STL (11/15/15)	1. 109 at STL (11/15/15)	1. 83t at STL (11/15/15)
	2. 4 at TB (11/13/16)	2. 70 at SD (11/9/15)	2. 31 at SD (11/9/15)
	3t. 3, four times	3. 30 at NYG (11/20/16)	3. 23 at SD (11/9/15)
		4. 27 vs. WAS (12/13/15)	4. 17 at DET (10/18/15)
		5t. 17, twice	5. 16 at SD (11/9/15)
	<u>Receiving Touchdowns</u>		
	1. 1 at STL (11/15/15)		
Cameron Meredith	<u>Receptions</u>	<u>Receiving Yards</u>	<u>Longest Receptions</u>
	1. 11 vs. JAX (10/16/16)	1. 130 at IND (10/9/16)	1. 50 at TB (11/13/16)
	2. 9 at IND (10/9/16)	2. 113 vs. JAX (10/16/16)	2. 36 vs. JAX (10/16/16)
	3t. 4 at KC (10/11/15)	3. 52 at KC (10/11/15)	3. 30 at IND (10/9/16)
	3t. 4 vs. DET (10/2/16)	4. 50 at TB (11/13/16)	4. 24 at DAL (9/25/16)
	5. 4 at NYG (11/20/16)	5. 49 at NYG (11/20/16)	5. 22 vs. ARZ (9/20/15)
	<u>Receiving Touchdowns</u>		
	1. 1 at IND (10/9/16)		
	2. 1 at TB (11/13/16)		
Zach Miller (NFL career)	<u>Receptions</u>	<u>Receiving Yards</u>	<u>Longest Receptions</u>
	1. 8 at CLE (1/3/10)	1. 107 at STL (11/15/15)	1. 87t at STL (11/15/15)
	2. 8 at DAL (9/25/16)	2. 88 vs. MIN (10/31/16)	2. 62 vs. HOU (12/6/09)
	3. 7 at TB (12/27/15)	3. 85 vs. WAS (12/13/15)	3. 52t vs. HOU (11/14/10)
	3t. 7 at IND (10/9/16)	4. 79 vs. HOU (11/14/10)	4. 34 at NYG (11/20/16)
	3t. 7 vs. MIN (10/31/16)	5. 78 at DAL (9/25/16)	5. 30 vs. WAS (12/13/15)
	<u>Receiving Touchdowns</u>		
	t1. 2 at STL (11/15/15)		
	t1. 2 at CLE (1/3/10)		
	t1. 2 at DAL (9/25/16)		
t4. 1, seven times			

BEARS TOP 5 CAREER REGULAR SEASON GAME HIGHS (cont.)

RECEIVING

Eddie Royal
(NFL career)

- Receptions**
1. 11 at SD (12/28/08)
 - 2t. 10 at SF (12/20/14)
 - 2t. 10 vs. NE (10/11/09)
 - 4t. 9 at BAL (11/30/14)
 - 4t. 9 at NE (10/20/08)
 - 4t. 9 at KC (9/28/08)
 - 4t. 9 at OAK (9/8/08)

- Receiving Yards**
1. 164 at CLE (11/6/08)
 - 2t. 146 at OAK (9/8/08)
 - 2t. 113 at TEN (10/3/10)
 - 4. 111 vs. DET (10/2/16)**
 5. 105 vs. JAX (9/28/14)

- Longest Receptions**
1. 93t at CLE (11/6/08)
 - 2. 64 vs. DET (10/2/16)**
 3. 59t at NYJ (11/30/08)
 4. 54 at KC (11/24/13)
 5. 47t vs. JAX (9/28/14)

- Receiving Touchdowns**
1. 3 at PHI (9/15/13)
 - 2t. 2 vs. JAX (9/28/14)
 - 2t. 2 at BUF (9/21/14)
 - 2t. 2 vs. HOU (9/9/13)
 - 2t. 1, 19 times

Deonte Thompson

- Receptions**
- 1. 5 vs. TEN (11/27/16)**
 2. 4 at CIN (12/30/12)
 3. 4 at BUF (9/29/13)
 4. 3 at CLE (11/3/13)
 5. 2 at MIA (10/6/13)

- Receiving Yards**
1. 50 at BUF (9/29/13)
 2. 45 vs. DET (1/3/16)
 - 3. 44 vs. TEN (11/27/16)**
 4. 36 vs. WAS (12/13/15)
 5. 26 at CIN (12/30/12)

- Longest Receptions**
1. 45 vs. DET (1/3/16)
 2. 36 vs. WAS (12/13/15)
 3. 33 at BUF (9/29/13)
 4. 25 vs. CIN (9/10/12)
 - 5. 14 vs. TEN (11/27/16)**

- Receiving Touchdowns**
- 1. 1 vs. TEN (11/27/16)**

Kevin White

- Receptions**
- 1t. 6 at DAL (9/25/16)**
 - 1t. 6 vs. DET (10/2/16)**
 - 3. 4 vs. PHI (9/19/16)**
 - 4. 3 at HOU (9/11/16)**

- Receiving Yards**
- 1. 62 at DAL (9/25/16)**
 - 2. 55 vs. DET (10/2/16)**
 - 3. 36 vs. PHI (9/19/16)**
 - 4. 34 at HOU (9/11/16)**

- Longest Receptions**
- 1. 32 at DAL (9/25/16)**
 - 2t. 19 at HOU (9/11/16)**
 - 2t. 19 vs. PHI (9/19/16)**
 - 2t. 19 vs. DET (10/2/16)**

- Receiving Touchdowns**
- 1.

Marquess Wilson

- Receptions**
- 1. 8 vs. TEN (11/27/16)**
 2. 7 vs. DET (12/21/14)
 - 3t. 6 vs. OAK (10/4/15)
 - 3t. 6 at KC (10/11/15)
 - 5t. 4, twice

- Receiving Yards**
- 1. 125 vs. TEN (11/27/16)**
 2. 102 vs. DEN (11/22/15)
 3. 85 at KC (10/11/15)
 4. 80 vs. OAK (10/4/15)
 5. 66 vs. DET (12/21/14)

- Longest Receptions**
1. 50 vs. GB (9/13/15)
 2. 46 at DET (10/18/15)
 3. 40 vs. DEN (11/22/15)
 - 4t. 35 vs. OAK (10/4/15)
 - 4t. 35 at NYG (11/20/16)**

- Receiving Touchdowns**
1. 1 vs. NO (12/15/14)
 2. 1 at KC (10/11/15)
 - 3. 1 vs. TEN (11/27/16)**

CURRENT BEARS CAREER 300-YARD PASSING GAMES

Matt Barkley (NFL Career) 1 total 0-1 record	<u>By Date</u>		<u>By Yards</u>	
	1. 316 vs. TEN (11/27/16)	L	1. 316 vs. TEN (11/27/16)	L
Jay Cutler (NFL Career) 26 total 12-14 record	<u>By Date</u>		<u>By Yards</u>	
	1. 304 at BUF (9/9/07)	W	1. 447 at CLE (11/6/08)	W
	2. 302 at CHI (11/25/07)	L	2. 381 at ATL (10/12/14)	W
	3. 300 at OAK (9/8/08)	W	3. 372 vs. DET (9/12/10)	W
	4. 350 vs. SD (9/14/08)	W	4. 369 vs. ARZ (11/8/09)	L
	5. 361 at KC (9/28/08)	L	5. 361 at KC (9/28/08)	L
	6. 307 vs. MIA (11/2/08)	L	6. 359 vs. BUF (12/21/08)	L
	7. 447 at CLE (11/6/08)	W	7. 358 vs. NO (10/6/13)	L
	8. 357 at NYJ (11/30/08)	W	8. 357 at NYJ (11/30/08)	W
	9. 359 vs. BUF (12/21/08)	L	9. 353 at DET (10/18/15)	L
	10. 316 at SD (12/28/08)	L	10. 350 vs. SD (9/14/08)	W
	11. 300 at ATL (10/18/09)	L	11. 349 vs. BUF (9/7/14)	L
	12. 369 vs. ARZ (11/8/09)	L	12. 345 at SD (11/9/15)	W
	13. 307 at SF (11/12/09)	L	13. 341 vs. DAL (12/4/14)	L
	14. 372 vs. DET (9/12/10)	W	14. 333 vs. IND (9/9/12)	W
	15. 312 vs. ATL (9/11/11)	W	15. 330 vs. MIN (11/16/14)	W
	16. 302 vs. GB (9/25/11)	L	16. 317 at DET (9/29/13)	L
	17. 333 vs. IND (9/9/12)	W	17. 316 at SD (12/28/08)	L
	18. 317 at DET (9/29/13)	L	18. 315 vs. WAS (12/13/15)	L
	19. 358 vs. NO (10/6/13)	L	19. 312 vs. ATL (9/11/11)	W
	20. 349 vs. BUF (9/7/14)	L	t20. 307 vs. MIA (11/2/08)	L
	21. 381 at ATL (10/12/14)	W	t20. 307 at SF (11/12/09)	L
	22. 330 vs. MIN (11/16/14)	W	22. 304 at BUF (9/9/07)	W
	23. 341 vs. DAL (12/4/14)	L	t23. 302 at CHI (11/25/07)	L
	24. 353 at DET (10/18/15)	L	t23. 302 vs. GB (9/25/11)	L
	25. 345 at SD (11/9/15)	W	t25. 300 at OAK (9/8/08)	W
	26. 315 vs. WAS (12/13/15)	L	t25. 300 at ATL (10/18/09)	L

CURRENT BEARS CAREER 300-YARD PASSING GAMES (cont.)

	<u>By Date</u>		<u>By Yards</u>			
Jay Cutler (Bears Career) 16 total 6-10 record	1.	300 at ATL (10/18/09)	L	1.	381 at ATL (10/12/14)	W
	2.	369 vs. ARZ (11/8/09)	L	2.	372 vs. DET (9/12/10)	W
	3.	307 at SF (11/12/09)	L	3.	369 vs. ARZ (11/8/09)	L
	4.	372 vs. DET (9/12/10)	W	4.	358 vs. NO (10/6/13)	L
	5.	312 vs. ATL (9/11/11)	W	5.	353 at DET (10/18/15)	L
	6.	302 vs. GB (9/25/11)	L	6.	349 vs. BUF (9/7/14)	L
	7.	333 vs. IND (9/9/12)	W	7.	345 at SD (11/9/15)	W
	8.	317 at DET (9/29/13)	L	8.	333 vs. IND (9/9/12)	W
	9.	358 vs. NO (10/6/13)	L	9.	341 vs. DAL (12/4/14)	L
	10.	349 vs. BUF (9/7/14)	L	10.	330 vs. MIN (11/16/14)	W
	11.	381 at ATL (10/12/14)	W	11.	317 at DET (9/29/13)	L
	12.	330 vs. MIN (11/16/14)	W	12.	315 vs. WAS (12/13/15)	L
	13.	341 vs. DAL (12/4/14)	L	13.	312 vs. ATL (9/11/11)	W
	14.	353 at DET (10/18/15)	L	14.	307 at SF (11/12/09)	L
	15.	345 at SD (11/9/15)	W	15.	302 vs. GB (9/25/11)	L
	16.	315 vs. WAS (12/13/15)	L	16.	300 at ATL (10/18/09)	L

	<u>By Date</u>		<u>By Yards</u>			
Brian Hoyer (NFL Career) 9 total 4-5 record	1.	321 at MIN (9/22/13)	W	1. 397 at IND (10/9/16)	L	
	2.	300 vs. TB (11/2/14)	W	2.	330 vs. HOU (11/16/14)	L
	3.	330 vs. HOU (11/16/14)	L	3.	322 at ATL (11/23/14)	W
	4.	322 at ATL (11/23/14)	W	4.	321 at MIN (9/22/13)	W
	5.	312 vs. IND (10/8/15)	L	5. 317 at DAL (9/25/16)	L	
	6. 317 at DAL (9/25/16)	L	6.	312 vs. IND (10/8/15)	L	
	7. 302 vs. DET (10/2/16)	W	7t. 302 vs. DET (10/2/16)	W		
	8. 397 at IND (10/9/16)	L	7t. 302 vs. JAX (10/16/16)	L		
	9. 302 vs. JAX (10/16/16)	L	9.	300 vs. TB (11/2/14)	W	

	<u>By Date</u>		<u>By Yards</u>	
Brian Hoyer (Bears Career) 3 total 1-2 record	1. 317 at DAL (9/25/16)	L	1. 317 at DAL (9/25/16)	L
	2. 302 vs. DET (10/2/16)	W	2t. 302 vs. DET (10/2/16)	W
	3. 302 vs. JAX (10/16/16)	L	2t. 302 vs. JAX (10/16/16)	L

CURRENT BEARS CAREER 100-YARD RECEIVING GAMES

Alshon Jeffery 13 total 4-9 record	<u>By Date</u>		<u>By Yards</u>	
	1.	107 at DET (9/29/13) L	1.	249 at MIN (12/1/13) L
	2.	218 vs. NO (10/6/13) L	2.	218 vs. NO (10/6/13) L
	3.	105 at WAS (10/20/13) L	3.	151 at SD (11/9/15) W
	4.	114 vs. DET (11/10/13) L	4.	147 at DET (10/18/15) L
	5.	249 at MIN (12/1/13) L	5.	136 at ATL (10/12/14) W
	6.	105 at NYJ (9/22/14) W	6.	135 vs. MIN (11/16/14) W
	7.	136 at ATL (10/12/14) W	7.	116 vs. MIN (11/1/15) L
	8.	135 vs. MIN (11/16/14) W	8.	114 vs. DET (11/10/13) L
	9.	147 at DET (10/18/15) L	t9.	107 vs. WAS (12/13/15) L
	10.	116 vs. MIN (11/1/15) L	t9.	107 at DET (9/29/13) L
	11.	151 at SD (11/9/15) W	t11.	105 at NYJ (9/22/14) W
	12.	107 vs. WAS (12/13/15) L	t11.	105 at WAS (10/20/13) L
	13. 105 a HOU (9/11/16) L		t11. 105 a HOU (9/11/16) L	
Jeremy Langford 1 total 1-0 record	<u>By Date</u>		<u>By Yards</u>	
	1.	109 at STL (11/15/15) W	1.	109 at STL (11/15/15) W
Cam Meredith 2 total 0-2	<u>By Date</u>		<u>By Yards</u>	
	1.	130 at IND (10/9/16) L	1.	130 at IND (10/9/16) L
	2.	113 vs. JAX (10/16/16) L	2.	113 vs. JAX (10/16/16) L
Zach Miller 1 total 1-0 record	<u>By Date</u>		<u>By Yards</u>	
	1.	107 at STL (11/15/15) W	1.	107 at STL (11/15/15) W
Eddie Royal 6 total 5-1 record	<u>By Date</u>		<u>By Yards</u>	
	1.	146 at OAK (9/8/08) W	1.	164 at CLE (11/6/08) W
	2.	104 at KC (9/28/08) L	2.	146 at OAK (9/8/08) W
	3.	164 at CLE (11/6/08) W	3.	113 at TEN (10/3/10) W
	4.	113 at TEN (10/3/10) W	4. 111 vs. DET (10/2/16) W	
	5.	105 vs. JAX (9/28/14) W	5.	105 vs. JAX (9/28/14) W
	6. 111 vs. DET (10/2/16) W	6.	104 at KC (9/28/08) L	
Marquess Wilson 2 total 0-2 record	<u>By Date</u>		<u>By Yards</u>	
	1.	102 vs. DEN (11/22/15) L	1.	125 vs. TEN (11/27/16) L
	2.	125 vs. TEN (11/27/16) L	2.	102 vs. DEN (11/22/15) L

2016 CHICAGO BEARS



2016 STAT PACK

CHICAGO BEARS 2016 GAME-BY-GAME PARTICIPATION

	Regular Season				@HOU	PHI	@DAL	DET	@IND	JAX	@GB	MIN	@TB	@NYG	TEN	SF	@DET	GB	WAS	@MIN	Consecutive	
	GP	GS	DNP	INA	9/11	9/19	9/25	10/2	10/9	10/16	10/20	10/31	11/13	11/20	11/27	12/4	12/11	12/18	12/24	1/1	GP	GS
49	Acho, Sam	11	5	0	0	sub	sub	OLB	OLB	OLB	OLB	sub	sub	sub	sub	OLB					26	1
76	Adams, Mike	11	1	0	0	sub	sub	sub	sub	sub	sub	sub	sub	RT	sub						11	0
38	Amos, Adrian	11	11	0	0	S	S	S	S	S	S	S	S	S	S						27	27
58	Anderson, Jonathan	4	0	0	0	sub	sub	sub	ps	ps	ps	ps	ps	ps	sub						1	0
12	Barkley, Matt	2	1	7	0	ps	ps	dnp	dnp	dnp	dnp	dnp	dnp	QB	QB						1	1
4	Barth, Connor	11	0	0	0	sub	sub	sub	sub	sub	sub	sub	sub	sub	sub						23	0
20	Bausby, DeVante	3	0	0	1	ps	ps	ps	ps	ps	ps	sub	sub	sub	nwt	X					0	0
11	Bellamy, Josh	11	0	0	0	sub	sub	sub	sub	sub	sub	sub	sub	sub	sub						31	0
84	Braunecker, Ben	8	1	0	0	ps	ps	ps	ps	sub	sub	TE	sub	sub	sub						8	0
83	Braverman, Daniel	0	0	0	0	ps	ps	ps	ps	ps	ps	ps	ps	ps	ps						0	0
85	Brown, Daniel	1	0	0	3	nwt	nwt	nwt	nwt	nwt	nwt	X	X	X	sub						1	0
74	Bullard, Jonathan	10	1	1	0	sub	sub	sub	dnp	sub	sub	sub	sub	DE	sub	sub					7	0
26	Bush, Deon	7	2	0	4	X	X	sub	X	X	sub	sub	sub	S	S						6	2
37	Callahan, Bryce	8	7	0	3	NB	NB	X	CB	CB	CB	X	X	NB	sub						2	0
25	Carey, Ka'Deem	9	0	0	2	sub	sub	X	X	sub	sub	sub	sub	sub	sub						6	0
6	Cutler, Jay	5	5	0	6	QB	QB	X	X	X	X	QB	QB	QB	X						0	0
60	Edison, Cornelius	3	0	0	0	ps	ps	ps	ps	ps	ps	sub	ps	sub	sub						2	0
9	Fales, David	0	0	1	0	nwt	nwt	nwt	nwt	nwt	nwt	nwt	nwt	nwt	dnp						0	0
94	Floyd, Leonard	8	8	0	3	OLB	OLB	OLB	OLB	X	X	OLB	OLB	OLB	X						0	0
50	Freeman, Jerrell	10	10	0	0	ILB	ILB	ILB	ILB	ILB	ILB	ILB	ILB	ILB	sub						0	0
91	Goldman, Eddie	4	3	0	7	NT	NT	X	X	X	X	X	sub	X	NT						1	1
32	Hall, Deiondre	4	0	0	7	sub	sub	sub	sub	X	X	X	X	X	X						0	0
96	Hicks, Akiem	11	11	0	0	DE	DE	DE	DE	DE	DE	DE	DE	DE	DE						15	11
36	Houston-Carson, DeAndre	6	0	0	5	sub	sub	sub	sub	sub	X	X	sub	X	X						0	0
24	Howard, Jordan	10	8	1	0	dnp	sub	sub	RB	RB	RB	RB	RB	RB	RB						10	8
17	Jeffery, Alshon	9	9	0	0	WR	WR	WR	WR	WR	WR	WR	WR	WR	sub	sub					0	0
52	Jones, Christian	11	2	0	0	sub	sub	sub	sub	OLB	OLB	sub	sub	sub	sub						13	0
29	Jones-Quartey, Harold	11	9	0	0	S	S	S	S	S	S	S	S	sub	sub						18	0
64	Kush, Eric	4	3	0	7	X	X	X	X	X	X	LG	LG	X	sub	LB					2	0
44	Kwiatkoski, Nick	9	2	0	2	X	X	ILB	sub	sub	sub	sub	sub	sub	sub	ILB					9	1
33	Langford, Jeremy	7	3	0	4	RB	RB	RB	X	X	X	X	sub	sub	sub	sub					4	0
47	Lasike, Paul	7	2	0	0	FB	sub	ps	ps	sub	sub	ps	ps	FB	sub	sub					3	0
62	Larsen, Ted	11	3	0	0	sub	sub	sub	sub	sub	sub	sub	RG	sub	RG	RG					18	2
22	LeBlanc, Cre'Von	8	5	0	2	X	X	sub	sub	sub	sub	NB	CB	CB	CB	CB					9	5
72	Leno Jr., Charles	11	11	0	0	LT	LT	LT	LT	LT	LT	LT	LT	LT	LT						27	24
70	Massie, Bobby	10	10	0	1	RT	RT	RT	RT	RT	RT	RT	RT	RT	X	RT					1	1
92	McPhee, Pernell	5	0	0	0	pup	pup	pup	pup	pup	pup	sub	sub	sub	sub	sub					5	0
27	McManis, Sherrick	11	0	0	0	sub	sub	sub	sub	sub	sub	sub	sub	sub	sub	sub					37	0
81	Meredith, Cameron	9	7	0	2	X	X	sub	sub	WR	WR	WR	WR	WR	WR	WR					9	7
16	O'Donnell, Patrick	11	0	0	0	sub	sub	sub	sub	sub	sub	sub	sub	sub	sub	sub					23	0
85	Paulsen, Logan	11	10	0	0	TE	TE	sub	TE	TE	TE	TE	TE	TE	TE	TE					11	8
21	Porter, Tracy	11	11	0	0	CB	CB	CB	CB	CB	CB	CB	CB	CB	CB	CB					25	24
31	Proskinski, Chris	11	1	0	0	sub	sub	sub	sub	sub	sub	S	sub	sub	sub	sub					32	0
19	Royal, Eddie	9	1	0	2	sub	sub	WR	sub	sub	sub	X	X	sub	sub	sub					3	0
48	Scales, Patrick	11	0	0	0	sub	sub	sub	sub	sub	sub	sub	sub	sub	sub	sub					16	0
71	Silton, Josh	8	8	0	3	LG	LG	LG	LG	LG	LG	X	X	LG	LG	X					0	0
14	Thompson, Deonte	11	2	0	0	sub	sub	sub	sub	sub	sub	sub	sub	sub	WR	WR					19	2
53	Timu, John	6	1	0	2	ps	ps	ps	ILB	sub	sub	sub	sub	X	X	sub					1	0
98	Unrein, Mitch	8	6	0	3	sub	sub	DE	DE	DE	DE	DE	DE	X	X	X					0	0
90	Washington, Cornelius	10	2	0	1	sub	X	sub	sub	sub	sub	sub	sub	sub	DE	DE					9	2
65	Whitehair, Cody	11	11	0	0	C	C	C	C	C	C	C	C	C	C	C					11	11
69	Wilson, CJ	2	0	0	0	nwt	nwt	nwt	nwt	nwt	nwt	nwt	nwt	nwt	sub	sub					2	0
10	Wilson, Marquess	2	1	0	0	pup	pup	pup	pup	pup	pup	pup	pup	pup	sub	WR					2	1
97	Young, Willie	11	7	0	0	OLB	OLB	sub	sub	sub	sub	OLB	OLB	OLB	OLB	OLB					24	5

CAPS = starter / sub = reserve / x = inactive / dnp = did not play / 3TE = third tight end / NB = nickel back / 3S = third safety / ps = practice squad / nwt = not with team / sus = suspended/ exp = roster exemption

43	Bell, Joique	4	0	0	0	nwt	nwt	nwt	sub	sub	sub	sub	WAIVED 10/24				0	0				
23	Fuller, Kyle	0	0	0	3	X	X	X	INJURED RESERVE 9/28				0	0								
39	Glenn, Jacoby	7	3	0	0	CB	CB	CB	sub	sub	sub	sub	WAIVED 10/25				0	0				
99	Houston, Lamarr	1	0	0	0	sub	sub	X	INJURED RESERVE 9/22				0	0								
2	Hoyer, Brian	6	5	1	0	dnp	sub	QB	QB	QB	QB	QB	INJURED RESERVE 10/24				0	0				
75	Long, Kyle	8	8	0	1	RG	RG	RG	RG	RG	RG	X	RG	INJURED RESERVE 11/15				0	0			
86	Miller, Zach	10	8	0	0	sub	TE	TE	TE	TE	TE	TE	sub	TE	INJURED RESERVE 11/23				0	0		
35	Mostert, Raheem	2	0	0	0	nwt	nwt	sub	sub	WAIVED 10/3				0	0							
87	Scruggs, Greg	3	0	0	0	sub	sub	sub	WAIVED 9/27				0	0								
67	Staten, Jimmy	0	0	1	0	nwt	ps	ps	ps	ps	ps	ps	ps	dnp	WAIVED 11/21				0	0		
93	Sutton, Will	8	6	0	1	X	sub	NT	NT	NT	NT	sub	NT	NT	INJURED RESERVE 11/15				0	0		
59	Trevathan, Danny	9	8	0	2	ILB	ILB	X	X	ILB	ILB	sub	ILB	ILB	ILB	ILB	INJURED RESERVE 11/29				0	0
13	White, Kevin	4	4	0	0	WR	WR	WR	WR	INJURED RESERVE 10/5				0	0							

CHICAGO BEARS 2016 GAME-BY-GAME LINE-UPS

OFFENSIVE STARTERS BY GAME													
DATE	OPPONENT	WR	LT	LG	C	RG	RT	TE	WR	QB	RB	FB/TE/3WR	
9/11	@ HOU	Jeffery	Leno	Sitton	Whitehair	Long	Massie	Paulsen	White	Cutler	Langford	Lasike	
9/19	vs PHI	Jeffery	Leno	Sitton	Whitehair	Long	Massie	Paulsen	White	Cutler	Langford	Miller	
9/25	@ DAL	Jeffery	Leno	Sitton	Whitehair	Long	Massie	Miller	White	Hoyer	Langford	Royal	
10/2	vs DET	Jeffery	Leno	Sitton	Whitehair	Long	Massie	Miller	White	Hoyer	Howard	Paulsen	
10/9	@ IND	Jeffery	Leno	Sitton	Whitehair	Long	Massie	Miller	Meredith	Hoyer	Howard	Paulsen	
10/16	vs JAX	Jeffery	Leno	Sitton	Whitehair	Long	Massie	Miller	Meredith	Hoyer	Howard	Paulsen	
10/20	@ GB	Jeffery	Leno	Kush	Whitehair	Long	Massie	Miller	Paulsen (3TE)	Hoyer	Howard	Braunecker	
10/31	vs MIN	Jeffery	Leno	Kush	Whitehair	Larsen	Massie	Miller	Meredith	Cutler	Howard	Paulsen	
11/13	@ TB	Jeffery	Leno	Sitton	Whitehair	Long	Massie	Paulsen	Meredith	Cutler	Howard	Lasike	
11/20	@ NYG	Thompson	Leno	Sitton	Whitehair	Larsen	Adams	Miller	Meredith	Cutler	Howard	Paulsen	
11/27	vs TEN	Thompson	Leno	Kush	Whitehair	Larsen	Massie	Paulsen	Meredith	Barkley	Howard	Wilson	
12/4	vs SF												
12/11	@ DET												
12/18	vs GB												
12/24	vs WAS												
1/1	@ MIN												

DEFENSIVE STARTERS BY GAME													
DATE	OPPONENT	DE	NT	DE	OLB	ILB	ILB	OLB	CB	CB	S	S	
9/11	@ HOU	Hicks	Goldman	Callahan (3CB)	Floyd	Freeman	Trevathan	Young	Porter	Glenn	Amos	Jones-Quartey	
9/19	vs PHI	Hicks	Goldman	Callahan (3CB)	Floyd	Freeman	Trevathan	Young	Porter	Glenn	Amos	Jones-Quartey	
9/25	@ DAL	Hicks	Sutton	Unrein	Floyd	Freeman	Kwiatkoski	Acho	Porter	Glenn	Amos	Jones-Quartey	
10/2	vs DET	Hicks	Sutton	Unrein	Floyd	Freeman	Timu	Acho	Porter	Callahan	Amos	Jones-Quartey	
10/9	@ IND	Hicks	Sutton	Unrein	Jones	Freeman	Trevathan	Acho	Porter	Callahan	Amos	Jones-Quartey	
10/16	vs JAX	Hicks	Sutton	Unrein	Jones	Freeman	Trevathan	Acho	Porter	Callahan	Amos	Jones-Quartey	
10/20	@ GB	Hicks	LeBlanc (3CB)	Unrein	Floyd	Freeman	Prosinski (3S)	Young	Porter	Callahan	Amos	Jones-Quartey	
10/31	vs MIN	Hicks	Sutton	Unrein	Floyd	Freeman	Trevathan	Young	Porter	LeBlanc	Amos	Jones-Quartey	
11/13	@ TB	Hicks	Sutton	Bullard	Floyd	Freeman	Trevathan	Young	Porter	LeBlanc	Amos	Jones-Quartey	
11/20	@ NYG	Hicks	Callahan (3CB)	Washington	Floyd	Freeman	Trevathan	Young	Porter	LeBlanc	Amos	Bush	
11/27	vs TEN	Hicks	Goldman	Washington	Acho	Kwiatkoski	Trevathan	Young	Porter	LeBlanc	Amos	Bush	
12/4	vs SF												
12/11	@ DET												
12/18	vs GB												
12/24	vs WAS												
1/1	@ MIN												

SPECIALISTS BY GAME					INACTIVES BY GAME									
DATE	OPPONENT	K	P		Inactive Players									
9/11	@ HOU	Barth	O'Donnell		Bush	Fuller	Kush	Kwiatkoski	LeBlanc	Meredith	Sutton			
9/19	vs PHI	Barth	O'Donnell		Bush	Fuller	Kush	Kwiatkoski	LeBlanc	Meredith	Washington			
9/25	@ DAL	Barth	O'Donnell		Callahan	Carey	Cutler	Fuller	Goldman	Kush	Trevathan			
10/2	vs DET	Barth	O'Donnell		Bush	Carey	Cutler	Goldman	Kush	Langford	Trevathan			
10/9	@ IND	Barth	O'Donnell		Bush	Cutler	Floyd	Goldman	Hall	Kush	Langford			
10/16	vs JAX	Barth	O'Donnell		Cutler	Floyd	Goldman	Hall	Houston-Carson	Kush	Langford			
10/20	@ GB	Barth	O'Donnell		Cutler	Goldman	Hall	Houston-Carson	Langford	Royal	Sitton			
10/31	vs MIN	Barth	O'Donnell		Brown	Callahan	Goldman	Hall	Long	Royal	Sitton			
11/13	@ TB	Barth	O'Donnell		Brown	Callahan	Hall	Houston-Carson	Kush	Timu	Unrein			
11/20	@ NYG	Barth	O'Donnell		Brown	Goldman	Hall	Houston-Carson	Massie	Timu	Unrein			
11/27	vs TEN	Barth	O'Donnell		Bausby	Cutler	Floyd	Hall	Houston-Carson	Sitton	Unrein			
12/4	vs SF													
12/11	@ DET													
12/18	vs GB													
12/24	vs WAS													
1/1	@ MIN													

CHICAGO BEARS 2016 GAME-BY-GAME OFFENSIVE STATS

	@HOU	PHI	@DAL	DET	@IND	JAX	@GB	MIN	@TB	@NYG	TEN	SF	@DET	GB	WAS	@MIN	Season
	9/11	9/19	9/25	10/2	10/9	10/16	10/20	10/31	11/13	11/20	11/27	12/4	12/11	12/18	12/24	1/1	Totals
First Downs	14	16	21	23	25	22	13	19	15	17	25						210
Rushing	3	6	3	6	7	5	3	7	6	6	3						55
Passing	10	9	18	16	17	16	9	12	8	10	20						145
Penalty	1	1	0	1	1	1	1	0	1	1	2						10
Third Downs	13	10	10	13	9	17	8	14	11	12	17						134
Converted	4	4	2	5	2	7	2	7	2	4	9						48
Efficiency	31.0%	40.0%	20.0%	38.0%	22.0%	41.0%	25.0%	50.0%	18.0%	33.0%	53.0%						35.8%
Fourth Downs	2	1	1	1	1	1	0	0	0	0	3						10
Converted	0	0	1	0	0	0	0	0	0	0	1						2
Efficiency	0.0%	0.0%	100.0%	0.0%	0.0%	0.0%	0.0%	0.0%	0.0%	0.0%	33.0%						20.0%
Total Net Yards	258	284	390	408	522	389	189	403	283	315	411						3,852
Plays	54	50	64	67	62	77	45	61	54	59	76						669
Avg. Per Play	4.8	5.7	6.1	6.1	8.4	5.1	4.2	6.6	5.2	5.3	5.4						5.8
Net Yards Rushing	73	64	73	114	125	92	69	158	122	93	95						1,083
Attempts	20	18	15	29	19	27	18	29	20	25	22						241
Avg. Per Rush	3.7	3.6	4.9	3.9	6.6	3.4	3.8	5.4	6.1	3.7	4.3						4.5
Touchdowns	1	1	0	0	0	1	0	1	0	1	0						5
Net Yards Passing	185	220	312	294	397	297	120	245	161	222	316						2,769
Sacked	5	3	1	2	0	1	1	1	4	4	0						22
Yards Lost	31	15	5	8	0	5	10	7	21	30	0						132
Gross Yards	216	235	317	302	397	302	130	252	182	252	316						2,901
Attempts	29	29	49	36	43	49	26	31	30	30	54						406
Completions	16	21	30	28	33	30	10	20	16	17	28						249
Completion Pct.	55.2%	72.4%	61.2%	77.8%	76.7%	61.2%	38.5%	64.2%	53.3%	56.7%	51.9%						61.3%
Yards Per Attempt	5.4	7.6	6.5	7.7	9.2	5.9	4.4	7.7	6.1	8.4	5.9						7.1
Touchdowns	1	0	2	2	2	0	0	1	1	1	3						13
Interceptions	1	1	0	0	0	0	2	0	2	1	2						9
Touchdowns	2	2	2	2	2	1	0	2	1	2	3						20
Rushing	1	1	0	0	0	1	0	1	0	1	0						5
Passing	1	0	2	2	2	0	0	1	1	1	3						13
Returns	0	1	0	0	0	0	1	0	0	0	0						2
Penalties	4	7	6	8	10	10	10	2	9	5	7						78
Yards Lost	30	60	45	55	80	87	108	20	74	40	48						647
Fumbles	2	2	4	0	3	1	0	0	3	2	2						19
Fumbles Lost	0	2	2	0	1	0	0	0	2	0	0						7
Punts	7	4	4	4	2	6	5	5	5	6	4						52
Gross Avg.	42.3	37.8	39.8	49	46.0	43.5	45	44.4	43.6	48.2	45.5						44.1
Net Avg.	38.1	37.8	39.0	14	36.0	43.0	43.8	41.4	42.6	45.8	43.5						39.4
Inside-the-20	2	1	1	0	0	4	3	3	2	2	0						18
Touchbacks	0	0	0	2	0	0	0	0	0	0	0						2
FGs Attempted	0	1	1	2	4	3	1	2	1	2	0						17
FGs Made	0	0	1	1	3	3	1	2	1	1	0						13
PATs Made-Att.	2-2	2-2	2-2	2-2	2-2	1-1	1-1	2-2	1-1	1-2	3-3						19-20
Kicking M-A	2-2	2-2	2-2	2-2	2-2	1-1	1-1	2-2	1-1	1-2	3-3						19-20
2-pt Rushing M-A	0-0	0-0	0-0	0-0	0-0	0-0	0-0	0-0	0-0	0-0	0-0						0-0
2-pt Passing M-A	0-0	0-0	0-0	0-0	0-0	0-0	0-0	0-0	0-0	0-0	0-0						0-0
Kickoffs-EZ-TB	3-2-0	3-2-0	4-3-3	4-4-1	6-5-3	5-5-4	3-3-1	5-5-3	3-1-1	4-4-1	4-1-1						44-35-18
Safeties	0	0	0	0	0	0	0	0	0	0	0						0
Points Scored	14	14	17	17	23	16	10	20	10	16	21						178
Time of Possession	23:41	23:55	24:41	33:14	30:05	35:47	20:24	32:41	22:51	30:29	30:35						28:02
	@HOU	PHI	@DAL	DET	@IND	JAC	@GB	MIN	@TB	@NYG	TEN	SF	@DET	GB	WAS	@MIN	
	9/11	9/19	9/25	10/2	10/9	10/16	10/20	10/31	11/13	11/20	11/27	12/4	12/11	12/18	12/24	1/1	

* - Overtime

OPPONENT 2016 GAME-BY-GAME OFFENSIVE STATS

	@HOU	PHI	@DAL	DET	@IND	JAX	@GB	MIN	@TB	@NYG	TEN	SF	@DET	GB	WAS	@MIN	Season
	9/11	9/19	9/25	10/2	10/9	10/16	10/20	10/31	11/13	11/20	11/27	12/4	12/11	12/18	12/24	1/1	Totals
First Downs	17	21	25	16	20	20	32	15	22	19	18						225
Rushing	5	7	14	5	5	3	5	1	2	7	7						61
Passing	12	12	10	9	14	12	21	13	17	11	9						140
Penalty	0	2	1	2	1	5	6	1	3	1	2						24
Third Downs	20	15	11	12	12	10	16	13	15	14	11						149
Converted	12	3	5	4	3	2	9	2	8	5	5						58
Efficiency	60.0%	20.0%	45.0%	33.3%	25.0%	20.0%	56.0%	15.0%	53.0%	36.0%	45.0%						38.9%
Fourth Downs	0	3	1	0	1	0	2	2	0	2	0						11
Converted	0	3	1	0	1	0	1	2	0	2	0						10
Efficiency	0.0%	100.0%	100.0%	0.0%	100.0%	0.0%	50.0%	100.0%	0.0%	100.0%	0.0%						90.9%
Total Net Yards	346	280	447	263	396	317	406	258	360	329	375						3,775
Plays	72	68	65	56	65	55	81	60	68	65	52						707
Avg. Per Play	4.8	4.1	6.9	4.7	6.1	5.8	5.0	4.3	5.3	5.1	7.2						5.3
Net Yards Rushing	129	100	199	66	98	54	103	57	80	102	149						1,137
Attempts	35	32	41	18	21	20	23	18	31	29	29						297
Avg. Per Rush	3.7	3.1	4.9	3.7	4.7	2.7	4.5	3.2	2.6	3.5	5.1						3.8
Touchdowns	0	2	3	0	0	1	0	0	1	1	1						9
Net Yards Passing	215	180	248	197	298	263	303	201	280	227	226						2,638
Sacked	2	2	0	2	5	2	2	5	4	0	0						24
Yards Lost	16	10	0	16	24	8	23	27	32	0	0						156
Gross Yards	231	190	248	213	322	271	326	228	312	227	226						2,794
Attempts	35	34	24	36	39	33	56	37	33	36	23						386
Completions	22	21	19	23	28	20	39	23	23	21	15						254
Completion Pct.	62.9%	61.8%	79.2%	63.9%	71.8%	60.6%	69.6%	62.2%	69.7%	58.3%	65.2%						65.8%
Yards Per Attempt	5.8	5.6	10.3	5.9	8.3	8.2	5.8	4.8	9.5	6.3	9.8						7.2
Touchdowns	2	1	1	0	2	1	3	1	2	2	2						17
Interceptions	1	0	0	2	0	1	0	0	1	0	0						5
Touchdowns	2	3	4	1	2	2	3	1	4	3	3						28
Rushing	0	2	3	0	0	1	0	0	1	1	1						9
Passing	2	1	1	0	2	1	3	1	2	2	2						17
Returns	0	0	0	1	0	0	0	0	1	0	0						2
Penalties	6	5	4	10	9	5	9	1	9	4	6						68
Yards Lost	69	34	45	76	68	50	56	10	85	35	118						646
Fumbles	1	0	1	0	2	1	2	2	0	2	1						12
Fumbles Lost	0	0	1	0	0	1	1	0	0	0	0						3
Punts	5	5	3	5	3	5	1	7	5	6	4						49
Gross Avg.	48.6	43.6	46.7	49	63.3	55.0	46	44.1	42.8	44.5	44.3						47.4
Net Avg.	40.6	30.6	41.0	45.6	56.7	52.2	46.0	37.6	43.4	42.5	43.3						42.7
Inside-the-20	1	1	2	1	2	2	0	3	2	2	2						18
Touchbacks	0	0	0	0	1	0	0	1	0	0	0						2
FGs Attempted	3	3	2	2	5	1	3	1	2	1	2						25
FGs Made	3	3	1	2	5	1	2	1	2	1	2						23
PATs Made-Att.	2-2	2-3	4-4	1-1	2-2	2-2	2-3	1-1	4-4	1-3	3-3						23-27
Kicking M-A	2-2	2-3	4-4	0-0	2-2	2-2	2-3	1-1	4-4	1-3	3-3						22-26
2-pt Rushing M-A	0-0	0-0	0-0	0-0	0-0	0-0	0-0	0-0	0-0	0-0	0-0						0-0
2-pt Passing M-A	0-0	0-0	0-0	1-1	0-0	0-0	0-0	0-0	0-0	0-0	0-0						1-1
Kickoffs-EZ-TB	6-3-1	7-3-2	6-5-5	4-2-2	8-7-5	4-4-4	6-4-4	3-2-2	7-6-4	5-2-1	6-5-4						62-43-34
Safeties	0	0	0	0	0	0	0	0	1	0	0						1
Points Scored	23	29	31	14	29	17	26	10	36	22	27						264
Time of Possession	36:19	36:05	35:19	26:46	29:55	24:13	39:36	27:19	37:09	29:31	29:25						31:58
	@HOU	PHI	@DAL	DET	@IND	JAC	@GB	MIN	@TB	@NYG	TEN	SF	@DET	GB	WAS	@MIN	
	9/11	9/19	9/25	10/2	10/9	10/16	10/20	10/31	11/13	11/20	11/27	12/4	12/11	12/18	12/24	1/1	

* - Overtime

CHICAGO BEARS 2016 INDIVIDUAL GAME-HIGHS

BEARS				OPPONENTS				
Date	Opponent	Player	No	PASSING	No	Player	Opponent	Date
11/27/16	TEN	Barkley	54	Attempts	56	Rodgers	@ GB	10/20/16
10/9/16	@IND	Hoyer	33	Completions	39	Rodgers	@ GB	10/20/16
10/9/16	@IND	Hoyer	397	Yards	326	Rodgers	@ GB	10/20/16
10/2/16	DET	Hoyer	64	Long	51	Bortles	JAX	10/16/16
11/27/16	TEN	Barkley	3	TDs	3	Rodgers	@ GB	10/20/16
11/27/16	TEN	Barkley	2	INTs	2	Stafford	DET	10/2/16
Date	Opponent	Player	No	RECEIVING	No	Player	Opponent	Date
10/16/16	JAX	Meredith	11	Receptions	13	Adams	@ GB	10/20/16
10/9/16	@ IND	Meredith	130	Yards	171	Hilton	@ IND	10/9/16
9/11/16	DET	Royal	64	Long	51	Benn	JAX	10/16/16
9/25/16	@ DAL	Miller	2	TDs	2	Adams	@ GB	10/20/16
Date	Opponent	Player	No	RUSHING	No	Player	Opponent	Date
10/31/16	MIN	Howard	26	Rushes	30	Elliot	@ DAL	9/25/16
10/31/16	MIN	Howard	153	Yards	140	Elliot	@ DAL	9/25/16
10/31/16	MIN	Howard	69	Long	30	Montgomery	@ GB	10/20/16
11/20/16	@ NYG	Langford	1	TDs	2	Mathews	PHI	9/19/16
Date	Opponent	Player	No	TACKLES	No	Player	Opponent	Date
9/11/16	@ HOU	Freeman	17	Total Tackles	11	Posluszny	JAX	10/16/16
10/20/16	@ GB	Freeman	10	Solos	10	Posluszny	JAX	10/16/16
9/11/16	@ HOU	Freeman	8	Assists	3	Martinez	@ GB	10/20/16
10/9/16	@ IND	Young	3.0	Sacks	2.5	Pierre-Paul	@ NYG	11/20/16
9/19/16	PHI	Freeman	3	TFLs	2	Vernon	@ NYG	11/20/16
Date	Opponent	Player	No	INTERCEPTIONS	No	Player	Opponent	Date
10/16/16	JAX	Porter	1	INTs	1	Collins	@ NYG	11/20/16
10/16/16	JAX	Porter	25	Long Return	28	Bradham	PHI	9/19/16
				TDs	1	Conte	@ TB	11/13/16
Date	Opponent	Player	No	PUNT RETURNS	No	Player	Opponent	Date
9/11/16	@ HOU	Royal	4	Returns	3	Harris	@ NYG	11/20/16
9/19/16	PHI	Royal	65	Yards	100	Roberts	DET	10/2/16
9/19/16	PHI	Royal	65	Long	85	Roberts	DET	10/2/16
9/19/16	PHI	Royal	1	TDs	1	Roberts	DET	10/2/16
Date	Opponent	Player	No	KICKOFF RETURNS	No	Player	Opponent	Date
9/11/16	@ HOU	Thompson	5	Returns	3	Harris	@ NYG	11/20/16
11/20/16	@ NYG	Thompson	116	Yards	85	Harris	@ NYG	11/20/16
11/20/16	@ NYG	Thompson	40	Long	46	Harris	@ NYG	11/20/16
				TDs				
Date	Opponent	Player	No	FIELD GOALS	No	Player	Opponent	Date
10/9/16	@ IND	Barth	4	Attempts	5	Vinatieri	@ IND	10/9/16
10/16/16	JAX	Barth	3	Made	5	Vinatieri	@ IND	10/9/16
10/9/16	@ IND	Barth	49	Long	54	Vinatieri	@ IND	10/9/16
Date	Opponent	Player	No	PUNTS	No	Player	Opponent	Date
9/11/16	@ HOU	O'Donnell	7	Punts	7	Locke	MIN	10/31/16
9/11/16	@ HOU	O'Donnell	296	Yards	309	Locke	MIN	10/31/16
10/2/16	DET	O'Donnell	49.0	Average	63.3	McAfee	@ IND	10/9/16
11/20/16	@ NYG	O'Donnell	67	Long	74	McAfee	@ IND	10/9/16
10/16/16	JAX	O'Donnell	4	In-20	3	Locke	MIN	10/31/16
10/2/16	DET	O'Donnell	2	Touchbacks	1	McAfee	@ IND	10/9/16

CHICAGO BEARS 2016 WEEK-BY-WEEK LEADERS

DATE	OPPONENT	Scoring	Rushing Yards	Receptions	Receiving Yards	Tackles
9/11	@ HOU	Langford, Royal- 6	Langford- 57	Jeffery- 4	Jeffery- 105	Freeman- 10
9/19	vs PHI	Langford, Royal-6	Langford-28	Jeffery-5	Jeffery-96	Glenn-7
9/25	@ DAL	Miller- 12	Howard-45	Miller-8	Miller-78	Freeman-12
10/2	vs DET	Miller, Royal-6	Howard-111	Royal-7	Royal-111	Freeman,Jones-Quartey-7
10/9	@ IND	Barth-11	Howard-118	Meredith-9	Meredith-130	Prosinski-8
10/16	vs JAX	Barth-10	Carey-50	Meredith-11	Meredith-113	Callahan-6
10/20	@ GB	Floyd-6	Carey-48	Jeffery-3	Miller-40	Freeman-13
10/31	vs MIN	Barth-8	Howard-153	Miller-7	Miller-88	Freeman-7
11/13	@ TB	Meredith-6	Howard-100	Jeffery, Langford Miller-4	Meredith-50	Trevathan- 13
11/20	@ NYG	Langford, Miller-6	Howard-77	Meredith-4	Miller-61	Trevathan- 11
11/27	vs TEN	Wilson, Thompson, Brown-6	Howard-84	Wilson-8	Wilson-125	LeBlanc-6
12/4	vs SF					
12/11	@ DET					
12/18	vs GB					
12/24	vs WAS					
1/1	@ MIN					
Most Times Led or Tied for Lead		Barth,Royal, Miller, Langford-3	Howard-7	Meredith-5	Miller-4	Freeman-5

CHICAGO BEARS 2016 QUARTER-BY-QUARTER SCORING

DATE	OPPONENT	BEARS								OPPONENTS								Point
		1	2	1H	3	4	2H	OT	TOT	1	2	1H	3	4	2H	OT	TOT	Differential
9/11	@ HOU	7	7	14	0	0	0	0	14	0	10	3	3	10	13	0	23	-9
9/19	vs PHI	0	7	7	0	7	7	0	14	3	6	9	13	7	20	0	29	-15
9/25	@ DAL	0	3	3	7	7	14	0	17	10	14	24	0	7	7	0	31	-14
10/2	vs DET	7	0	7	7	3	10	0	17	0	3	3	3	8	11	0	14	3
10/9	@ IND	3	10	13	0	10	10	0	23	3	13	16	3	10	13	0	29	-6
10/16	vs JAX	0	10	10	3	3	6	0	16	0	0	0	0	17	17	0	17	-1
10/20	@ GB	0	3	3	7	0	7	0	10	3	3	6	7	13	20	0	26	-16
10/31	vs MIN	3	10	13	7	0	7	0	20	0	3	3	0	7	7	0	10	10
11/13	@ TB	3	7	10	0	0	0	0	10	7	10	17	12	7	19	0	36	-26
11/20	@ NYG	9	7	16	0	0	0	0	16	6	3	9	13	0	13	0	22	-6
11/27	vs TEN	7	0	7	0	14	14	0	21	7	14	21	3	3	6	0	27	-6
12/4	vs SF																	
12/11	@ DET																	
12/18	vs GB																	
12/24	vs WAS																	
1/1	@ MIN																	
Regular Season Totals		39	64	103	31	44	75	0	178	39	79	111	57	89	146	0	264	-86

CHICAGO BEARS 2016 3rd & 4th DOWN EFFICIENCY

OFFENSE												3rd DOWN	
DATE	OPPONENT	3rd & 1	3rd & 2	3rd & 3	3rd & 4	3rd & 5	3rd & 6	3rd & 7	3rd & 8	3rd & 9	3rd & 10+	TOTAL	4th Down
9/11	@ HOU	0 / 0	0 / 2	1 / 1	0 / 1	1 / 1	0 / 4	1 / 1	0 / 0	0 / 0	1 / 3	4 / 13	0 / 2
9/19	vs PHI	3 / 4	0 / 1	0 / 0	0 / 0	1 / 2	0 / 1	0 / 0	0 / 1	0 / 0	0 / 1	4 / 10	0 / 1
9/25	@ DAL	0 / 0	0 / 1	0 / 1	0 / 0	1 / 2	0 / 0	0 / 0	0 / 0	0 / 0	1 / 6	2 / 10	1 / 1
10/2	vs DET	0 / 0	0 / 0	1 / 1	1 / 1	0 / 1	0 / 0	1 / 2	1 / 3	0 / 1	1 / 4	5 / 13	0 / 1
10/9	@ IND	0 / 0	1 / 1	0 / 0	0 / 0	1 / 2	0 / 0	0 / 0	0 / 1	0 / 1	0 / 4	2 / 9	0 / 1
10/16	vs JAX	1 / 1	0 / 0	1 / 2	1 / 1	0 / 0	1 / 2	1 / 4	1 / 1	0 / 1	1 / 5	7 / 17	0 / 1
10/20	@ GB	0 / 0	0 / 0	0 / 0	0 / 0	0 / 1	0 / 1	0 / 0	0 / 0	0 / 1	2 / 5	2 / 8	0 / 0
10/31	vs MIN	1 / 1	1 / 1	1 / 3	0 / 0	1 / 1	0 / 1	0 / 0	1 / 2	1 / 3	1 / 2	7 / 14	0 / 0
11/13	@ TB	0 / 0	1 / 2	0 / 1	0 / 1	1 / 1	0 / 0	0 / 1	0 / 2	0 / 1	0 / 2	2 / 11	0 / 0
11/20	@ NYG	1 / 1	1 / 1	0 / 0	0 / 0	0 / 0	0 / 1	1 / 2	1 / 2	1 / 1	0 / 4	4 / 12	0 / 0
11/27	vs TEN	0 / 3	0 / 0	0 / 0	0 / 0	3 / 5	0 / 0	2 / 3	0 / 0	0 / 0	4 / 6	9 / 17	1 / 3
12/4	vs SF												
12/11	@ DET												
12/18	vs GB												
12/24	vs WAS												
1/1	@ MIN												
TOTALS		6 / 10	4 / 9	4 / 9	2 / 4	9 / 16	1 / 10	6 / 13	4 / 12	2 / 9	11 / 42	48 / 134	2 / 10
		60.0%	44.4%	44.4%	50.0%	56.3%	10.0%	46.2%	33.3%	22.2%	26.2%	35.8%	20.0%
		3rd & 1-5		3rd & 6-10+		3rd & 1-3		3rd & 4-6		3rd & 7-10+			
		25 / 48		24 / 86		14 / 28		12 / 30		23 / 76			
		52.1%		27.9%		50.0%		40.0%		30.3%			

DEFENSE												3rd DOWN	
DATE	OPPONENT	3rd & 1	3rd & 2	3rd & 3	3rd & 4	3rd & 5	3rd & 6	3rd & 7	3rd & 8	3rd & 9	3rd & 10+	TOTAL	4th Down
9/11	@ HOU	4 / 4	2 / 2	1 / 1	1 / 1	2 / 3	1 / 2	1 / 2	0 / 0	0 / 0	0 / 5	12 / 20	0 / 0
9/19	vs PHI	0 / 0	0 / 0	0 / 1	1 / 2	1 / 1	0 / 1	1 / 2	0 / 0	1 / 2	0 / 6	3 / 15	3 / 3
9/25	@ DAL	2 / 3	2 / 3	1 / 2	0 / 0	0 / 0	0 / 1	0 / 1	0 / 0	0 / 0	0 / 1	5 / 11	1 / 1
10/2	vs DET	0 / 2	1 / 2	0 / 1	0 / 0	0 / 0	0 / 2	0 / 0	0 / 0	0 / 0	3 / 5	4 / 12	0 / 0
10/9	@ IND	0 / 2	0 / 2	0 / 0	0 / 1	0 / 1	0 / 0	1 / 1	0 / 1	0 / 1	2 / 3	3 / 12	1 / 1
10/16	vs JAX	0 / 0	0 / 0	0 / 1	0 / 2	0 / 0	0 / 2	1 / 2	1 / 1	0 / 1	0 / 1	2 / 10	0 / 0
10/20	@ GB	1 / 1	3 / 3	0 / 2	1 / 2	2 / 2	1 / 1	0 / 0	1 / 1	0 / 0	0 / 4	9 / 16	1 / 2
10/31	vs MIN	1 / 1	1 / 3	0 / 0	0 / 0	0 / 2	0 / 2	0 / 1	0 / 1	0 / 0	0 / 3	2 / 13	2 / 2
11/13	@ TB	1 / 1	0 / 1	2 / 2	0 / 0	2 / 4	1 / 1	1 / 1	0 / 0	0 / 1	1 / 4	8 / 15	0 / 0
11/20	@ NYG	1 / 1	0 / 0	0 / 0	2 / 3	0 / 0	0 / 0	1 / 2	1 / 3	0 / 1	0 / 4	5 / 14	2 / 2
11/27	vs TEN	1 / 2	0 / 1	0 / 1	1 / 1	0 / 0	1 / 1	0 / 2	0 / 0	1 / 1	1 / 2	5 / 11	0 / 0
12/4	vs SF												
12/11	@ DET												
12/18	vs GB												
12/24	vs WAS												
1/1	@ MIN												
TOTALS		11 / 17	9 / 17	4 / 11	6 / 12	7 / 13	4 / 13	6 / 14	3 / 7	2 / 7	7 / 38	58 / 149	10 / 11
		64.7%	52.9%	36.4%	50.0%	53.8%	30.8%	42.9%	42.9%	28.6%	18.4%	38.9%	90.9%
		3rd & 1-5		3rd & 6-10+		3rd & 1-3		3rd & 4-6		3rd & 7-10+			
		37 / 70		22 / 79		24 / 45		17 / 38		18 / 66			
		52.9%		27.8%		53.3%		44.7%		27.3%			

CHICAGO BEARS 2016 RED ZONE EFFICIENCY

BEARS RED ZONE STATS																	
DATE	OPONENT	Drives In		Scoring			Missed	Blocked	Turnovers	Downs	Time	Avg. Points	GOAL - TO - GO				
		Red Zone	Scores	%	TDs	TD %							FGs	FGs	FG	Drives	TDs
9/11	@ HOU	2	2	100.0%	2	100.0%	0	0	0	0	0	7.0	1	1	100.0%	0	
9/19	vs PHI	3	1	33.3%	1	33.3%	0	1	0	0	1	3.0	1	1	100.0%	0	
9/25	@ DAL	4	3	75.0%	2	50.0%	1	0	0	0	0	4.3	2	2	100.0%	0	
10/2	vs DET	3	3	100.0%	2	66.6%	1	0	0	0	0	4.7	1	1	100.0%	0	
10/9	@ IND	3	3	100.0%	1	33.3%	2	0	0	0	0	4.3	1	1	100.0%	0	
10/16	vs JAX	4	4	100.0%	1	25.0%	3	0	0	0	0	3.8	2	1	50.0%	1	
10/20	@ GB	0	0	0.0%	0	0.0%	0	0	0	0	0	0.0	0	0	0.0%	0	
10/31	vs MIN	4	4	100.0%	2	50.0%	2	0	0	0	0	5.0	1	1	100.0%	0	
11/13	@ TB	1	0	0.0%	0	0.0%	0	0	0	1	0	0.0	1	0	0.0%	0	
11/20	@ NYG	2	2	100.0%	2	100.0%	0	0	0	0	0	6.5	1	1	100.0%	0	
11/27	vs TEN	6	3	50.0%	3	50.0%	0	0	0	2	1	3.5	3	1	33.0%	0	
12/4	vs SF																
12/11	@ DET																
12/18	vs GB																
12/24	vs WAS																
1/1	@ MIN																
Totals		32	25	78.1%	16	50.0%	9	1	0	3	2	1	3.8	14	10	71.4%	1
OPPONENT RED ZONE STATS																	
DATE	OPONENT	Drives In		Scoring			Missed	Blocked	Turnovers	Downs	Time	Avg. Points	GOAL - TO - GO				
		Red Zone	Scores	%	TDs	TD %							FGs	FGs	FG	Drives	TDs
9/11	@ HOU	3	3	100.0%	1	33.3%	2	0	0	0	0	4.3	2	0	0.0%	1	
9/19	vs PHI	6	5	50.0%	3	50.0%	2	0	0	0	0	4.9	4	3	75.0%	1	
9/25	@ DAL	4	4	100.0%	4	100.0%	0	0	0	0	0	7.0	3	3	100.0%	0	
10/2	vs DET	1	1	0.0%	0	0.0%	1	0	0	0	0	0.0	0	0	0.0%	0	
10/9	@ IND	2	2	50.0%	1	50.0%	1	0	0	0	0	3.3	2	1	50.0%	1	
10/16	vs JAX	3	2	66.7%	1	33.3%	1	0	0	1	0	3.0	2	1	50.0%	0	
10/20	@ GB	6	4	66.7%	3	50.0%	1	0	1	0	1	4.0	4	3	75.0%	0	
10/31	vs MIN	1	1	100.0%	0	0.0%	1	0	0	0	0	3.0	1	0	0.0%	1	
11/13	@ TB	4	4	100.0%	2	50.0%	2	0	0	0	0	5.0	2	1	50.0%	1	
11/20	@ NYG	3	3	100.0%	3	100.0%	0	0	0	0	0	6.3	2	2	100.0%	0	
11/27	vs TEN	4	4	100.0%	2	50.0%	2	0	0	0	0	6.8	2	1	50.0%	1	
12/4	vs SF																
12/11	@ DET																
12/18	vs GB																
12/24	vs WAS																
1/1	@ MIN																
Totals		37	33	89.2%	20	54.1%	13	0	1	1	1	1	4.6	24	15	87.5%	6

CHICAGO BEARS 2016 DRIVE ENGINEERING

BEARS OFFENSIVE DRIVES

		Total												Scoring	1st Half	2nd Half	
DATE	OPPONENT	Drives	TDs	FGs	Miss	Block	Punt	Block	INT	Fumble	Downs	Time	Safety	Points	Efficiency	1st Drive	1st Drive
9/11	@ HOU	12	2	0	0	0	7	0	1	0	2	0	0	14	16.7%	TD	INT
9/19	vs PHI	11	1	0	1	0	4	0	1	2	1	1	0	14	18.1%	PUNT	FUMBLE
9/25	@ DAL	11	2	1	0	0	4	0	0	2	0	2	0	17	27.2%	PUNT	PUNT
10/2	vs DET	11	2	1	1	0	4	0	0	0	1	2	0	17	27.2%	PUNT	TD
10/9	@ IND	11	2	3	1	0	2	0	0	1	1	1	0	23	45.5%	FG	PUNT
10/16	vs JAX	11	1	3	0	0	6	0	0	0	1	0	0	16	36.4%	PUNT	PUNT
10/20	@ GB	9	0	1	0	0	5	0	2	0	0	1	0	10	11.1%	PUNT	PUNT
10/31	vs MIN	10	2	2	0	0	5	0	0	0	0	1	0	20	40.0%	FG	TD
11/13	@ TB	13	1	1	0	0	5	0	2	2	0	1	1	10	15.4%	PUNT	PUNT
11/20	@ NYG	11	2	1	1	0	6	0	1	0	0	0	0	16	27.2%	TD	PUNT
11/27	vs TEN	11	3	0	0	0	4	0	2	0	2	0	0	21	27.3%	DOWNNS	INT
12/4	vs SF																
12/11	@ DET																
12/18	vs GB																
12/24	vs WAS																
1/1	@ MIN																
Totals		121	18	13	4	0	52	0	9	7	8	9	1	178	25.6%	19	14

Drives aborted as a result of return TD: E. Royal 65-yard PR TD vs. PHI (9/19), L. Floyd Fum Rec in endzone for TD at GB (10/20).

OPPONENT OFFENSIVE DRIVES

		Total												Scoring	1st Half	2nd Half	
DATE	OPPONENT	Drives	TDs	FGs	Miss	Block	Punt	Block	INT	Fumble	Downs	Time	Safety	Points	Efficiency	1st Drive	1st Drive
9/11	@ HOU	13	2	3	0	0	5	0	1	0	0	2	0	23	38.5%	INT	FG
9/19	vs PHI	12	3	3	0	0	5	0	0	0	0	1	0	29	50.0%	FG	PUNT
9/25	@ DAL	10	4	1	1	0	3	0	0	1	0	0	0	31	50.0%	TD	FUMBLE
10/2	vs DET	9	1	2	0	0	5	0	2	0	0	0	0	14	33.3%	PUNT	FG
10/9	@ IND	11	2	5	0	0	3	0	0	0	0	0	0	29	63.7%	FG	PUNT
10/16	vs JAX	12	2	1	0	0	5	0	1	1	0	2	0	17	25.0%	INT	PUNT
10/20	@ GB	10	3	2	0	1	1	0	0	1	1	1	0	26	50.0%	FG	FUMBLE
10/31	vs MIN	10	1	1	0	0	7	0	0	0	0	1	0	10	20.0%	PUNT	PUNT
11/13	@ TB	11	3	2	0	0	5	0	1	0	0	0	0	36	45.5%	PUNT	TD
11/20	@ NYG	12	3	1	0	0	6	0	0	0	0	2	0	22	33.3%	TD	TD
11/27	vs TEN	11	3	2	0	0	4	0	0	0	0	2	0	27	45.5%	PUNT	FG
12/4	vs SF																
12/11	@ DET																
12/18	vs GB																
12/24	vs WAS																
1/1	@ MIN																
Totals		121	27	23	1	1	49	0	5	3	1	11	0	264	41.3%	22	23

Drives aborted as a result of return TD: A. Roberts (DET) 85-yard PR TD (10/2), C. Conte (TB) 20-yd INT TD (11/13).

CHICAGO BEARS 2016 TURNOVER BREAKDOWN

TAKE-AWAY / GIVE-AWAY RATIO = 8/16

BEARS TAKE-AWAYS (8)											Points Off
Date	Opponent	QTR	Scrimmage	Player	Turnover (Forced By)	Take-Away	Yardline	Return	Drive Result	Turnover	
9/11/16	@HOU	1	CHI 34	Porter	INT	CHI 22	CHI 25	3	TD	7	
9/25/16	@DAL	3	DAL 31	Amons	FUMBLE (Glenn)	CHI 16	CHI 37	21	TD	7	
10/2/16	DET	2	CHI 22	Glenn	INT	CHI 13	CHI 34	21	End of Half	0	
10/2/16	DET	4	CHI 23	Hall	INT	CHI 14	CHI 14	0	PUNT	0	
10/16/16	JAX	1	CHI 6	Porter	INT	CHI -1	CHI 24	25	FG	3	
10/16/16	JAX	4	JAC 21	Hicks	FUMBLE (Young)	JAC 28	JAC 28	0	FG	3	
10/20/16	@ GB	3	GB 15	Floyd	FUMBLE (Floyd)	GB -4	GB -4	0	TD	7	
11/13/16	@TB	1	TB 9	Jones-Quartley	INT	TB 24	TB 24	0	FUMBLE	0	
BEARS POINTS OFF TURNOVERS										27	

BEARS GIVE-AWAYS (16)											Points Off
Date	Opponent	QTR	Scrimmage	Player	Turnover (Forced By)	Take-Away	Yardline	Return	Drive Result	Turnover	
9/11/16	@ HOU	3	CHI 22	Cutler	Hal	INT	CHI 37	CHI 22	FG	3	
9/19/16	PHI	3	PHI 43	Cutler	Vaeao	FUMBLE	PHI 47	PHI 47	PUNT	0	
9/19/16	PHI	3	CHI 24	Cutler	Bradham	INT	CHI 30	CHI 2	TD	7	
9/19/16	PHI	3	CHI 47	Langford	Logan	FUMBLE	CHI 46	CHI 46	TD	7	
9/25/16	@ DAL	3	CHI 40	Meredith	Wilcox	FUMBLE	CHI 36	CHI 36	MISSED FG	0	
9/25/16	@DAL	4	DAL 39	Hoyer	Mayowa	FUMBLE	DAL 44	DAL 44	PUNT	0	
10/9/16	@ IND	4	CHI 15	Meredith	Melvin	FUMBLE	CHI 27	CHI 29	FG	3	
10/20/16	@ GB	4	CHI 30	Barkley	Martinez	INT	CHI 42	CHI 38	BLOCKED FG	0	
10/20/16	@ GB	4	GB 42	Barkley	Perry	INT	GB 40	GB 40	END OF GAME	0	
11/13/16	@ TB	1	TB 37	Cutler	Grimes	INT	TB 28	TB 29	PUNT	0	
11/13/16	@ TB	1	CHI 21	Cutler	Conte	INT	CHI 20	ENDZONE	TD	7	
11/13/16	@ TB	2	TB 4	Cutler	Spence	FUMBLE	TB 10	TB 14	PUNT	0	
11/13/16	@ TB	2	CHI 20	Howard	Gholston	FUMBLE	CHI 35	CHI 29	TD	7	
11/20/16	@ NYG	4	NYG 49	Cutler	Collins	INT	NYG 21	NYG 24	END OF GAME	0	
11/27/16	TEN	2	TEN 16	Barkley	Woodyard	INT	TEN 12	TEN 33	PUNT	0	
11/27/16	TEN	3	TEN 5	Barkley	Searcy	INT	TEN -4	TOUCHBACK	FG	3	
OPPONENTS POINTS OFF TURNOVERS										37	

CHICAGO BEARS 2016 TURNOVER RATIO

			TAKE-AWAYS			POINTS OFF TURNOVERS				Total
			INTs	Fumbles	Total	Scores	TDs	FGs	Conv. %	Points
BEARS			5	3	8	5	3	2	100.0%	27
OPPONENTS			9	7	16	5	4	3	50.0%	37
			TAKE-AWAYS			GIVE-AWAYS			Net	
DATE	OPPONENT		INTs	Fumbles	Total	INTs	Fumbles	Total	Differential	Result
9/11	@	HOU	1	0	1	1	0	1	0	L
9/19	vs	PHI	0	0	0	1	2	3	-3	L
9/25	@	DAL	0	1	1	0	2	2	-1	L
10/2	vs	DET	2	0	2	0	0	0	2	W
10/9	@	IND	0	0	0	0	1	1	-1	L
10/16	vs	JAX	1	1	2	0	0	0	2	L
10/20	@	GB	0	1	1	2	0	2	-1	L
10/31	vs	MIN	0	0	0	0	0	0	0	W
11/13	@	TB	1	0	1	2	2	4	-3	L
11/20	@	NYG	0	0	0	1	0	1	-1	L
11/27	vs	TEN	0	0	0	2	0	2	-2	L
12/4	vs	SF								
12/11	@	DET								
12/18	vs	GB								
12/24	vs	WAS								
1/1	@	MIN								
Totals			5	3	8	9	7	16	-8	2-9

CHICAGO BEARS 2016 BIG PASSING PLAYS

BEARS COMPLETIONS OF 20 OR MORE YARDS							OPPONENT COMPLETIONS OF 20 OR MORE YARDS					
DATE	OPPONENT	QTR	PASSER	RECEIVER	YARDS	#	YARDS	RECEIVER	PASSER	QTR	OPPONENT	DATE
10/2/16	DET	3	Hoyer	Royal	64	1	51t	Benn	Bortles	4	JAX	10/16/16
9/11/16	@ HOU	2	Cutler	Jeffery	54	2	48	Cruz	Manning	3	@ NYG	11/20/16
11/13/16	@ TB	2	Cutler	Meredith	50t	3	43t	Martino	Winston	3	@ TB	11/13/16
9/19/16	PHI	2	Cutler	Jeffery	49	4	39	Evans	Winston	3	@ TB	11/13/16
10/9/16	@ IND	3	Hoyer	Jeffery	38	5	38	Walker	Mariota	1	TEN	11/27/16
10/16/16	JAX	3	Hoyer	Meredith	36	6	35	Fuller	Oswelier	4	@ HOU	9/11/16
11/20/16	@ NYG	4	Cutler	Wilson	35	7	35	Douglas	Mariota	3	TEN	11/27/16
11/20/16	@ NYG	1	Cutler	Miller	34	8	32	Matthews	Wentz	2	PHI	9/19/16
10/31/16	MIN	3	Cutler	Jeffery	34	9	31	Asiata	Bradford	4	MIN	10/31/16
10/31/16	MIN	2	Cutler	Howard	34	10	31	Hilton	Luck	2	@ IND	10/9/16
9/25/16	@DAL	4	Hoyer	White	32	11	29t	Matthews	Mariota	2	TEN	11/27/16
9/11/16	PHI	1	Cutler	Royal	31	12	29	Hurns	Bortles	3	JAX	10/16/16
10/9/16	@ IND	2	Hoyer	Meredith	30	13	29	Beasley	Prescott	2	@DAL	9/25/16
9/11/16	@HOU	1	Cutler	Jeffery	29	14	27	Fuller	Oswelier	3	@ HOU	9/11/16
10/16/16	JAX	2	Hoyer	Jeffery	26	15	25t	Diggs	Bradford	4	MIN	10/31/16
10/20/16	@ GB	4	Barkley	Miller	26	16	25	Douglas	Mariota	2	TEN	11/27/16
9/25/16	@DAL	4	Hoyer	Miller	26	17	25	Cobb	Rodgers	4	@ GB	10/20/16
10/20/16	@ GB	1	Hoyer	Bellamy	25	18	25	Hurns	Bortles	3	JAX	10/16/16
11/13/16	@ TB	4	Cutler	Royal	24	19	24	Matthews	Mariota	3	TEN	11/27/16
9/25/16	@DAL	4	Hoyer	Meredith	24	20	24	Adams	Rodgers	3	@ GB	10/20/16
10/31/16	MIN	1	Cutler	Meredith	24	21	23t	Hopkins	Oswelier	2	@ HOU	9/11/16
11/27/16	TEN	4	Barkley	Wilson	23	22	22	Shorts III	Winston	2	@ TB	11/13/16
10/9/16	@ IND	4	Hoyer	Miller	23	23	22	Bray	Luck	1	@ IND	10/9/16
11/20/16	@ NYG	4	Cutler	Bellamy	23	24	22	Hilton	Luck	2	@ IND	10/9/16
11/27/16	TEN	1	Barkley	Howard	23	25	22	Zenner	Stafford	3	DET	10/2/16
11/20/16	@ NYG	3	Cutler	Howard	22	26	21	Thielen	Bradford	2	MIN	10/31/16
9/25/16	@DAL	2	Hoyer	Jeffery	22	27	21	Patterson	Bradford	4	MIN	10/31/16
10/31/16	MIN	2	Cutler	Miller	21	28	21	Hilton	Luck	3	@ IND	10/9/16
11/27/16	TEN	4	Barkley	Wilson	21	29	21	Dorsett	Luck	2	@ IND	10/9/16
						30	20	Fuller	Oswelier	3	@ HOU	9/11/16
						31	20	Allen	Luck	4	@ IND	10/9/16
						32	20	Hilton	Luck	2	@ IND	10/9/16
						33	20	Beckham	Manning	3	@ NYG	11/20/16

CHICAGO BEARS 2016 BIG RETURN PLAYS

BEARS INTERCEPTION RETURNS OF 20 OR MORE YARDS							OPPONENT INTERCEPTION RETURNS OF 20 OR MORE YARDS						
DATE	OPPONENT	QTR	PASSER	RETURNER	YARDS	#	YARDS	RETURNER	PASSER	QTR	OPPONENT	DATE	
10/16/16	JAX	1	Bortles	Porter	25	1	28	Bradham	Cutler	3	PHI	9/19/16	
10/2/16	DET	2	Stafford	Glenn	21	2	21	Woodyard	Barkley	2	TEN	11/27/16	
						3	20t	Conte	Cutler	1	@ TB	11/13/16	
BEARS FUMBLE RETURNS OF 20 OR MORE YARDS							OPPONENT FUMBLE RETURNS OF 20 OR MORE YARDS						
DATE	OPPONENT	QTR	FORCED BY	RECOVERED BY	YARDS	#	YARDS	RECOVERED BY	FORCED BY	QTR	OPPONENT	DATE	
9/25/16	@DAL	3	Glenn	Amos	21	1							
BEARS PUNT RETURNS OF 20 OR MORE YARDS							OPPONENT PUNT RETURNS OF 20 OR MORE YARDS						
DATE	OPPONENT	QTR		RETURNER	YARDS	#	YARDS	RETURNER		QTR	OPPONENT	DATE	
9/11/16	PHI	4		Royal	65t	1	85	Roberts		4	DET	10/2/16	
9/11/16	@ HOU	1		Royal	31	2							
BEARS KICKOFF RETURNS OF 30 OR MORE YARDS							OPPONENT KICKOFF RETURNS OF 30 OR MORE YARDS						
DATE	OPPONENT	QTR		RETURNER	YARDS	#	YARDS	RETURNER		QTR	OPPONENT	DATE	
11/20/16	@ NYG	1		Thompson	40	1	46	Harris		3	@ NYG	11/20/16	
10/9/16	@ IND	1		Thompson	32	2	39	Bray		2	@ IND	10/9/16	
						3	31	Roberts		3	DET	10/2/16	
						4	30	Smallwood		2	PHI	9/19/16	

2016 REPLAY CHALLENGES

R.A. = (Booth) Replay Assistant									
#	Date	Opponent	Quarter	Time on Clock	Line of Scrimmage	Original Play	Challenge by	Challenge Result	Play Result
1	9/11/16	@ HOU	4	7:46	HST 41	B. Osweiler pass to W. Fuller for 35 yds	CHI	Upheld	B. Osweiler pass to W. Fuller for 35 yds
2	9/25/16	@ DAL	1	10:57	CHI 29	D. Prescott pass to C. Beasley for 6 yds(1st down)	CHI	Reversed	Ball placed 1 yard short, 4th down
3	9/25/16	@ DAL	1	10:07	CHI 19	Prescott pass deep right to Witten, pushed ob CHI 1	DAL	Upheld	No TD, 1st and goal at CHI 1
4	9/25/16	@ DAL	4	4:50	DAL 47	E. Elliot left end for 1 yd (1st down)	CHI	Reversed	Ball placed 1 yard short, 4th down
5	10/2/16	DET	2	9:14	CHI 43	B. Hoyer pass incomplete to K. White	CHI	Upheld	2nd and 10
6	10/20/16	@ GB	3	9:47	CHI 12	A. Rodgers pass to T. Montgomery	CHI	Upheld	1st and goal at CHI 5
7	10/20/16	@ GB	3	6:33	50	M. Barkley pass incomplete to L. Paulsen	GB	Reversed	Ruled as a sack, loss of 10, 3 and 19
8	10/20/16	@ GB	4	5:17	CHI 16	M. Barkley pass to Z. Miller	GB	Upheld	1st down
9	10/31/16	MIN	2	2:27	CHI 4	M. Asiata right tackle for 1 yd (1st down)	CHI	Upheld	1st down
10	10/31/16	MIN	3	14:20	CHI 30	J. Howard left guard to CHI 30	MIN	Upheld	Ruled down by contact, 2nd down
11	11/13/16	@ TB	1	1:33	TB 9	Jones-Quartey 11 yd INT return	R.A.	Reversed	Ruled down by contact, ball marked at TB24

Bears All-time Challenges			
Year	Challenges	Reversed	Pct.
2016	6	2	33.3%
2015	4	1	25.0%
2014	2	1	50.0%
2013	5	3	60.0%
2012	4	1	25.0%
2011	6	4	66.7%
2010	6	1	16.7%
2009	10	2	20.0%
2008	10	4	40.0%
2007	6	3	50.0%
2006	9	3	33.3%
2005	8	1	12.5%
2004	10	4	40.0%
2003	6	2	33.3%
2002	5	3	60.0%
2001	4	1	25.0%
2000	5	2	40.0%
1999	5	2	40.0%
TOTAL	111	40	36.0%

Opponent All-time Challenges			
Year	Challenges	Reversed	Pct.
2016	4	1	33.3%
2015	8	5	62.5%
2014	7	2	28.6%
2013	4	2	50.0%
2012	4	3	75.0%
2011	11	6	54.5%
2010	11	2	18.2%
2009	6	2	33.3%
2008	13	8	61.5%
2007	9	4	44.4%
2006	6	3	50.0%
2005	8	2	25.0%
2004	6	3	50.0%
2003	6	0	0.0%
2002	10	8	80.0%
2001	3	1	33.3%
2000	8	1	12.5%
1999	4	0	0.0%
TOTAL	128	53	41.4%

Replay Assistant All-time Challenges			
Year	Challenges	Upheld in Bears favor	Reversed in Bears favor
2016	1	0	0
2015	15	3	4
2014	19	4	3
2013	16	7	0
2012	23	7	5
2011	7	2	0
2010	7	4	0
2009	1	0	0
2008	9	2	2
2007	9	2	2
2006	7	3	3
2005	1	1	0
2004	1	0	0
2003	4	2	1
2002	8	3	0
2001	7	4	1
2000	7	2	1
1999	8	2	0
TOTAL	135	45	18

CHICAGO BEARS 2016 WEEK-BY-WEEK NFL RANKINGS

OFFENSE										SPECIAL TEAMS				
Week	Total Yds	Rush Yds	Pass Yds	1st DNs	Points	PCT had	Sacks	3rd DN	RETURNS					
	per GM	per GM	per GM	per GM	per GM	INT	per PA	EFF	Week	Punt Ret. Avg.	KR Avg.	Gross Punt Avg.	Net Punt Avg.	
1	258.0	73.0	185.0	14.0	14.0	3.4%	0.17	30.8%	1	10.0	20.6	48.6	40.6	
	29	23	25	28t	26	27	30t	23		11	16	25	23t	
2	271.0	68.5	202.5	15.0	14.0	3.4%	0.14	34.8%	2	21.0	19.3	40.6	38.0	
	31	25t	29	29t	30	27	32	22t		2	20	27	26	
3	310.7	70.0	240.7	17.0	15.0	1.9%	0.07	30.3%	3	17.4	19.5	40.4	38.3	
	27	29	23	28t	30	15	26	26		4	23	29	24	
4	335.0	82.3	252.8	18.5	15.5	1.3%	0.08	32.6%	4	13.9	20.3	42.2	33.2	
	24	26	15	25	31t	10	25	27		8	19	28	31	
5	372.4	90.8	281.6	19.8	17.0	1.1%	0.06	30.9%	5	13.9	21.1	42.6	33.4	
	9	19	6	21t	30	7	16	29		8	18	27	32	
6	375.2	91.0	284.2	20.2	16.8	0.8%	0.05	33.3%	6	11.8	21.1	42.8	35.6	
	7	23	4	17t	32	5	12	28t		11	18	29	30	
7	348.6	87.9	260.7	19.1	15.9	1.5%	0.05	32.5%	7	11.8	20.3	43.1	36.8	
	16t	25	11	20t	32	10	10	30		7	21	28	30	
8	355.4	96.6	258.8	19.1	16.4	1.4%	0.05	35.1%	8	11.2	19.6	43.3	37.5	
	16	23	13	23	32	10	7	27		9	26	29	29	
9	355.4	96.6	258.8	19.1	16.4	1.4%	0.05	35.1%	9	11.2	19.6	43.3	37.5	
BYE	15	24	12	19	31	10	8	27	BYE	8	27	28	30	
10	347.3	99.4	247.9	18.7	15.7	1.9%	0.06	33.3%	10	9.8	19.3	43.3	38.1	
	16	21	19	24	31	13	11	31		13	27	28	28	
11	344.1	98.8	245.3	18.5	15.7	2.0%	0.06	33.3%	11	9.0	20.9	43.9	39.0	
	17	20	19	26t	31	15	18	31t		18	21	28	25	
12	350.2	98.5	251.7	19.1	16.2	2.2%	0.05	35.8%	12	8.7	20.8	44.1	39.4	
	16	21	15	22t	31	19	13	24		16	22	28	24	
13									13					
14									14					
15									15					
16									16					
17									17					
DEFENSE										COVERAGE				
Week	Total Yds	Rush Yds	Pass Yds	1st DNs	Points	PCT had	Sacks	3rd DN	RETURNS					
	per GM	per GM	per GM	per GM	per GM	INT	per PA	EFF	Week	Punt Ret. Avg.	KR Avg.	Gross Punt Avg.	Net Punt Avg.	
1	344.0	129.0	215.0	17.0	23.0	2.8%	0.06	60.0%	1	9.7	24.3	42.3	38.1	
	16t	16	12	7	18	10t	16t	29t		21	24	20	18	
2	312.0	114.5	197.5	19.0	26.0	1.4%	0.06	42.9%	2	9.7	26.0	46.1	35.6	
	9	22	6	10	24	18	16	18t		19t	25	21	4	
3	357.0	142.7	214.3	21.0	27.7	1.1%	0.04	43.5%	3	8.0	25.8	46.2	36.8	
	16	31	10	18t	24t	25	20	22t		10t	25	20	6	
4	333.5	123.5	210.0	19.8	24.3	2.3%	0.05	41.4%	4	22.0	25.1	47.0	39.3	
	10	26	8	15t	19	16	21	16		31	24	20	14	
5	346.0	118.4	227.6	19.8	25.2	1.8%	0.07	38.6%	5	21.7	24.9	49.3	41.8	
	14	24	12	14t	21	22	14	16		31	25	29	23	
6	341.2	107.7	233.5	19.8	23.8	2.0%	0.06	36.3%	6	19.4	25.0	50.4	43.8	
	11	18	10	14	19	17	14	11		32	24	26	31	
7	350.4	107.0	243.4	21.6	24.1	1.5%	0.06	39.6%	7	17.9	24.0	50.3	43.9	
	12	17	16	25	20	24	16	16		31	22t	31	30	
8	338.9	100.8	238.1	20.8	22.4	1.4%	0.07	36.7%	8	14.7	23.3	49.0	42.6	
	9	12	11	15t	16	26	12	9		31	23	30	29	
9	338.9	100.8	238.1	20.8	22.4	1.40%	0.07	36.7%	9	14.7	23.3	49.0	42.6	
BYE	12	14	12	18t	14	24	13	8	BYE	32	22	31	27	
10	341.2	98.4	242.8	20.9	23.9	1.5%	0.07	38.7%	10	13.9	22.5	48.2	42.7	
	11	11	12	18t	19	23	9	14		32	19	29	27	
11	340.0	98.8	241.2	20.7	23.7	1.4%	0.07	38.4%	11	12.2	23.3	47.7	42.6	
	10	12	12	17	19	27	12	13		29	22	28	26	
12	343.2	103.4	239.8	20.5	24.0	1.3%	0.06	38.9%	12	11.9	22.5	47.4	42.7	
	11	18	12	11t	18t	28	15	14		30	18t	28	26	
13									13					
14									14					
15									15					
16									16					
17									17					

CHICAGO BEARS 2016 RECORD WHEN ...

SITUATIONS	2006	2007	2008	2009	2010	2011	2012	2013	2014	2015	2016
REGULAR SEASON	13 - 3	7 - 9	9 - 7	7 - 9	11 - 5	8 - 8	10 - 6	8 - 8	5 - 11	6 - 10	2 - 9
POST-SEASON	2 - 1				1 - 1						
HOME	6 - 2	4 - 4	6 - 2	5 - 3	5 - 3	5 - 3	5 - 3	5 - 3	2 - 6	1 - 7	2 - 3
ROAD	7 - 1	3 - 5	3 - 5	2 - 6	6 - 2	3 - 5	5 - 3	3 - 5	3 - 5	5 - 3	0 - 6
vs. NFC Central/North	5 - 1	2 - 4	4 - 2	3 - 3	5 - 1	3 - 3	3 - 3	2 - 4	1 - 5	1 - 5	2 - 1
HOME	2 - 1	1 - 2	3 - 0	2 - 1	3 - 0	2 - 1	2 - 1	1 - 2	1 - 2	0 - 3	2 - 0
ROAD	3 - 0	1 - 2	1 - 2	1 - 2	2 - 1	1 - 2	1 - 2	1 - 2	0 - 3	1 - 2	0 - 1
vs. NFC	11 - 1	4 - 8	7 - 5	5 - 7	8 - 4	7 - 5	7 - 5	4 - 8	4 - 8	3 - 9	2 - 6
HOME	5 - 1	2 - 4	5 - 1	3 - 3	4 - 2	4 - 2	4 - 2	3 - 3	2 - 4	0 - 7	2 - 1
ROAD	6 - 0	2 - 4	2 - 4	2 - 4	4 - 2	3 - 3	3 - 3	1 - 5	2 - 4	3 - 2	0 - 4
vs. AFC	2 - 2	3 - 1	2 - 2	2 - 2	3 - 1	1 - 3	3 - 1	4 - 0	1 - 3	3 - 1	0 - 4
HOME	1 - 1	2 - 0	1 - 1	2 - 0	1 - 1	1 - 1	1 - 1	2 - 0	0 - 2	1 - 1	0 - 2
ROAD	1 - 1	1 - 1	1 - 1	0 - 2	2 - 0	0 - 2	2 - 0	2 - 0	1 - 1	2 - 0	0 - 2
OUTDOORS	10 - 3	7 - 7	7 - 5	6 - 7	8 - 5	7 - 6	8 - 5	8 - 5	4 - 10	5 - 9	2 - 6
DOMES	3 - 0	0 - 2	2 - 2	1 - 2	3 - 0	1 - 2	2 - 1	0 - 3	1 - 1	1 - 1	0 - 3
NATURAL GRASS	8 - 2	7 - 6	6 - 5	5 - 4	7 - 3	6 - 5	8 - 4	7 - 5	3 - 7	4 - 7	2 - 4
ARTIFICIAL SURFACE	5 - 1	0 - 3	3 - 2	2 - 5	4 - 2	2 - 3	2 - 2	1 - 3	2 - 4	2 - 3	0 - 5
Positive Turnover Margin	9 - 1	3 - 2	4 - 1	6 - 1	7 - 0	4 - 2	9 - 3	5 - 0	4 - 2	2 - 2	1 - 1
Negative Turnover Margin	1 - 2	2 - 6	2 - 2	0 - 6	3 - 2	1 - 4	1 - 3	2 - 4	1 - 9	3 - 5	0 - 7
Equal Turnover Margin	3 - 0	2 - 1	3 - 4	1 - 2	1 - 3	3 - 2	0 - 0	1 - 4	0 - 0	1 - 3	1 - 1
SCORE FIRST	8 - 1	4 - 6	6 - 5	4 - 1	6 - 3	5 - 3	7 - 2	3 - 3	1 - 3	1 - 3	2 - 5
OPP. SCORES FIRST	5 - 2	3 - 3	3 - 2	3 - 8	5 - 2	3 - 5	3 - 4	5 - 5	4 - 8	5 - 7	0 - 4
ALLOW 0-17 POINTS	8 - 1	4 - 2	5 - 0	3 - 1	6 - 3	4 - 2	5 - 2	0 - 0	3 - 1	3 - 1	2 - 1
ALLOW 18+ POINTS	5 - 2	3 - 7	4 - 7	4 - 8	5 - 2	4 - 6	5 - 4	8 - 8	2 - 10	3 - 9	0 - 8
SCORE 0-17 POINTS	1 - 3	1 - 5	0 - 4	2 - 7	1 - 4	1 - 6	1 - 6	0 - 1	0 - 7	1 - 2	1 - 7
SCORE 18+ POINTS	12 - 0	6 - 3	9 - 3	5 - 2	10 - 1	7 - 2	9 - 0	8 - 7	5 - 4	5 - 8	1 - 2
3-POINT GAMES OR LESS	3 - 0	2 - 1	2 - 3	1 - 0	2 - 2	0 - 1	2 - 0	3 - 2	0 - 1	3 - 4	1 - 1
7-POINT GAMES OR LESS	4 - 1	3 - 4	5 - 5	3 - 5	6 - 3	4 - 2	2 - 3	5 - 2	0 - 4	4 - 6	0 - 3
IN OVERTIME	1 - 0	1 - 0	2 - 1	1 - 0	0 - 0	0 - 1	0 - 1	1 - 1	0 - 1	0 - 2	0 - 0
WIN COIN TOSS	8 - 0	4 - 6	4 - 5	5 - 1	6 - 5	4 - 5	5 - 4	4 - 4	3 - 5	2 - 5	1 - 1
LOSE COIN TOSS	5 - 3	3 - 3	5 - 2	2 - 8	5 - 0	4 - 3	5 - 2	4 - 4	2 - 6	4 - 5	1 - 8
LEAD AFTER 1st QTR	6 - 1	2 - 4	6 - 4	3 - 0	6 - 0	6 - 1	8 - 1	2 - 3	1 - 2	1 - 0	2 - 3
TRAIL AFTER 1st QTR	3 - 1	3 - 1	0 - 3	3 - 5	3 - 2	1 - 3	0 - 3	3 - 3	3 - 5	4 - 9	0 - 4
TIED AFTER 1st QTR	4 - 1	2 - 4	3 - 0	1 - 4	2 - 3	1 - 4	2 - 2	3 - 2	1 - 4	1 - 1	0 - 2
LEAD @ HALFTIME	9 - 0	3 - 4	7 - 1	4 - 0	6 - 2	8 - 2	8 - 0	5 - 0	3 - 1	4 - 1	2 - 3
TRAIL @ HALFTIME	3 - 3	3 - 2	2 - 5	1 - 9	4 - 3	0 - 5	1 - 6	2 - 7	2 - 8	2 - 7	0 - 6
TIED @ HALFTIME	1 - 0	1 - 3	0 - 1	2 - 0	1 - 0	0 - 1	1 - 0	1 - 1	0 - 2	0 - 2	0 - 0
LEAD AFTER 3rd QTR	11 - 0	3 - 3	7 - 2	6 - 3	8 - 0	7 - 1	9 - 1	4 - 2	4 - 2	2 - 1	2 - 2
TRAIL AFTER 3rd QTR	2 - 3	3 - 6	2 - 5	1 - 6	3 - 4	1 - 7	1 - 5	3 - 6	1 - 8	4 - 7	0 - 7
TIED AFTER 3rd QTR	0 - 0	1 - 0	0 - 0	0 - 0	0 - 1	0 - 0	0 - 0	1 - 0	0 - 1	0 - 2	0 - 0
TOTAL NET YARDS											
0-200	2 - 0	0 - 0	0 - 0	0 - 1	0 - 2	0 - 1	0 - 3	0 - 0	0 - 0	0 - 1	0 - 1
201-300	1 - 1	6 - 4	4 - 5	3 - 5	5 - 1	2 - 4	5 - 1	1 - 1	3 - 5	1 - 1	0 - 3
301-400	8 - 2	1 - 4	4 - 1	3 - 2	5 - 2	6 - 1	3 - 1	3 - 3	0 - 4	4 - 6	0 - 3
401 +	2 - 0	0 - 1	1 - 1	1 - 1	1 - 0	0 - 2	2 - 1	4 - 4	2 - 2	1 - 2	2 - 2
TOTAL RUSHING YARDS											
0-74	2 - 0	1 - 5	3 - 1	1 - 5	1 - 4	0 - 2	0 - 0	0 - 2	2 - 6	0 - 0	0 - 4
75-99	2 - 0	3 - 3	3 - 3	1 - 2	1 - 0	3 - 1	2 - 2	1 - 2	1 - 2	2 - 6	0 - 3
100-124	3 - 1	2 - 1	0 - 2	2 - 1	6 - 1	2 - 2	3 - 3	3 - 1	1 - 0	2 - 2	1 - 1
125-149	3 - 1	1 - 0	0 - 0	1 - 1	2 - 0	0 - 0	1 - 1	2 - 3	1 - 1	0 - 0	0 - 1
150 +	3 - 1	0 - 0	3 - 1	2 - 0	1 - 0	3 - 3	4 - 0	2 - 0	0 - 2	2 - 2	1 - 0
100-YARD RUSHER	4 - 1	2 - 0	3 - 0	2 - 0	3 - 0	3 - 3	3 - 0	3 - 2	1 - 2	0 - 1	2 - 2
NET PASSING YARDS											
0-149	3 - 0	1 - 1	3 - 2	1 - 2	1 - 3	3 - 3	2 - 4	0 - 0	1 - 0	0 - 1	0 - 1
150-199	1 - 3	3 - 3	3 - 2	2 - 2	5 - 0	0 - 1	3 - 0	1 - 1	2 - 4	2 - 4	0 - 2
200-249	4 - 0	2 - 3	1 - 2	1 - 1	3 - 1	2 - 3	2 - 1	2 - 2	0 - 1	2 - 2	1 - 2
250-299	4 - 0	0 - 1	1 - 1	3 - 2	1 - 1	3 - 1	1 - 0	4 - 1	0 - 4	1 - 2	1 - 1
300 +	1 - 0	1 - 1	1 - 0	0 - 2	1 - 0	0 - 0	2 - 1	1 - 4	2 - 2	1 - 1	0 - 3
300-YARD PASSER	1 - 0	1 - 1	1 - 0	0 - 3	1 - 0	1 - 1	1 - 0	1 - 4	2 - 2	1 - 2	1 - 4
100-YARD RECEIVER	5 - 1	0 - 1	0 - 1	1 - 2	2 - 1	0 - 2	5 - 3	4 - 6	3 - 4	2 - 4	1 - 4

UPDATED SERIES RECORDS

Includes Postseason										
	W	L	T	PCT.	PF	PA	LG W STRK	LONG L STRK	CURRENT STRK	
NFC EAST										
Dallas	11	15	0	0.423	476	530	3	6	L1	
N.Y. Giants	33	23	2	0.589	995	832	5	4	W1	
Philadelphia	30	13	1	0.698	912	629	11	5	L1	
Washington	23	25	1	0.479	1049	893	6	6	L6	
Div. Totals	97	76	4	0.561	3432	2884				
NFC NORTH										
Chicago	--	--	--	--	--	--	--	--	--	
Detroit	97	71	5	0.577	3341	3071	11	6	L6	
Green Bay	94	93	6	0.503	3294	3279	8	10	W1	
Minnesota	52	57	2	0.477	2159	2311	6	8	L3	
Div. Totals	243	221	13	0.524	8794	8661				
NFC WEST										
Arizona	58	28	6	0.674	1718	1175	9	4	L1	
St. Louis	53	36	3	0.594	2139	1847	8	5	W1	
San Francisco	30	33	1	0.476	1267	1460	3	6	L1	
Seattle	6	11	0	0.353	352	381	2	4	L3	
Div. Totals	147	108	10	0.576	5476	4863				
NFC SOUTH										
Atlanta	14	12	0	0.538	498	447	5	5	W2	
Carolina	5	4	0	0.556	200	191	3	2	L1	
New Orleans	15	14	0	0.517	603	559	4	3	L3	
Tampa Bay	38	19	0	0.667	1214	887	12	6	W3	
Div. Totals	72	49	0	0.595	2515	2084				
NFC TOTALS	559	454	29	0.552	20217	18492				
AFC EAST										
Buffalo	7	5	0	0.583	240	185	2	2	L1	
Miami	4	8	0	0.333	208	304	2	4	L1	
New England	4	9	0	0.308	219	298	3	4	L4	
N.Y. Jets	8	3	0	0.727	221	168	4	2	W4	
Div. Totals	23	25	0	0.479	888	955				
AFC NORTH										
Baltimore	3	2	0	0.600	70	77	1	1	W1	
Cincinnati	4	6	0	0.400	181	181	2	2	W1	
Cleveland	6	9	0	0.400	277	379	1	3	W2	
Pittsburgh	21	7	1	0.750	587	390	13	2	W2	
Div. Totals	34	24	1	0.586	1115	1027				
AFC WEST										
Denver	7	8	0	0.467	291	250	3	2	L2	
Kansas City	7	5	0	0.583	185	224	3	1	W1	
Oakland	7	7	0	0.500	256	249	3	3	W1	
San Diego	7	5	0	0.353	204	232	3	3	W2	
Div. Totals	28	25	0	0.528	936	955				
AFC SOUTH										
Houston	0	4	0	0.000	49	91	0	4	L4	
Indianapolis	19	24	0	0.442	866	898	6	7	W2	
Jacksonville	4	3	0	0.571	153	99	1	1	W2	
Tennessee	6	6	0	0.500	238	245	3	2	W1	
Div. Totals	29	37	0	0.439	1306	1333				
AFC TOTALS	114	111	1	0.507	4245	4270				

HOW THEY GOT TO THE NFL

FIRST ROUND (2)

Leonard Floyd (9), 2016
Jay Cutler (11), 2006 [DEN]

SECOND ROUND (5)

Cody Whitehair (56), 2016
Eddie Goldman (39), 2015
Mike Adams (56), 2012
Tracy Porter (40), 2008 [NO]
Eddie Royal (42), 2008 [DEN]

THIRD ROUND (2)

Jonathan Bullard (72), 2016
Akiem Hicks (89), 2012 [NO]

FOURTH ROUND (10)

Nick Kwiatkoski (113), 2016
Deon Bush (124), 2016
Deiondre' Hall (127), 2016
Jeremy Langford (106), 2015
Ka'Deem Carey (117), 2014
Matt Barkley (98), 2013, [PHI]
Bobbie Massie (112), 2012 [ARI]
Sam Acho (103), 2011 [ARI]
Chris Prosinski (121), 2011 [JAX]
Josh Sitton (135), 2008 [GB]

FIFTH ROUND (4)

Jordan Howard (150), 2016
Adrian Amos (142), 2015
Pernell McPhee (165), 2011 [BAL]
Sherrick McManis (144), 2010 [HOU]

SIXTH ROUND (7)

DeAndre Houston-Carson (185), 2016
David Fales (183), 2014
Patrick O'Donnell (191), 2014
Eric Kush (170), 2013 [KC]
Cornelius Washington (188), 2013
Danny Trevathan (188), 2012 [DEN]
Ted Larsen (205), 2010 [NE]

SEVENTH ROUND (4)

Charles Leno, Jr. (246), 2014
Marquess Willson (236), 2013
Willie Young (213), 2010 [DET]
CJ Wilson (230), 2010 [GB]

UNDRAFTED F.A. (19)

Ben Braunecker, 2016
Cre'Von LeBlanc, 2016 [NE]
Jonathan Anderson, 2015
De'Vante Bausby, 2015 [KC]
Daniel Brown, 2015 [BAL]
Bryce Callahan, 2015
Cornelius Edison, 2015
Harold Jones-Quartey, 2015 [ARI]
Paul Lasike, 2015 [ARI]

Cameron Meredith, 2015
John Timu, 2015
Christian Jones, 2014
Demontre Hurst, 2013
Joshua Bellamy, 2012 [KC]
Deonte Thompson, 2012 [BAL]
Patrick Scales, 2011 [BAL]
Logan Paulson, 2010 [WAS]
Mitch Unrein, 2010 [HOU]
Connor Barth, 2008 [KC]

HOW THEY GOT TO CHICAGO

FIRST ROUND (1)

Leonard Floyd (9), 2016

SECOND ROUND (2)

Cody Whitehair (56), 2016
Eddie Goldman (39), 2015

THIRD ROUND (1)

Jonathan Bullard (72), 2016

FOURTH ROUND (5)

Nick Kwiatkoski (113), 2016
Deon Bush (124), 2016
Deiondre' Hall (127), 2016
Jeremy Langford (106), 2015
Ka'Deem Carey (117), 2014

FIFTH ROUND (2)

Jordan Howard (150), 2016
Adrian Amos (142), 2015

SIXTH ROUND (3)

DeAndre Houston-Carson (185), 2016
Patrick O'Donnell (191), 2014
Cornelius Washington (188), 2013

SEVENTH ROUND (2)

Charles Leno, Jr. (246), 2014
Marquess Willson (236), 2013

UNRESTRICTED F.A. (9)

Akiem Hicks, 2016 [NE]
Ted Larsen, 2016 [ARI]
Bobbie Massie, 2016 [ARI]
Logan Paulsen, 2016 [WAS]
Danny Trevathan, 2016 [DEN]
Sam Acho, 2015 [ARZ]
Pernell McPhee, 2015 [BAL]
Eddie Royal, 2015 [SD]
Willie Young, 2014 [DET]

UNDRAFTED F.A. (8)

Ben Braunecker, 2016
Jonathan Anderson, 2015
Bryce Callahan, 2015
Cornelius Edison, 2015
Cameron Meredith, 2015
John Timu, 2015
Christian Jones, 2014
Demontre Hurst, 2013

WAIVED F.A. (13)

Mike Adams, 2016 [PIT]
Matt Barkley, 2016 [ARI]
Connor Barth, 2016 [TB]
David Fales, 2016 [BAL]
Josh Sitton, 2016 [GB]
CJ Wilson, 2016 [NO]

Paul Lasike, 2016 [ARI]
De'Vante Bausby, 2015 [KC]
Tracy Porter, 2015 [WAS]
Chris Prosinski, 2015 [PHI]
Patrick Scales, 2015 [BAL]
Deonte Thompson, 2015 [BUF]
Mitch Unrein, 2015 [SD]

WAIVER CLAIM (5)

Daniel Brown, 2016 [BAL]
Eric Kush, 2016 [LA]
Cre'Von LeBlanc, 2016 [NE]
Harold Jones-Quartey, 2015 [ARI]
Joshua Bellamy, 2014 [WAS]

TRADE (2)

Sherrick McManis, 2012 [HOU]
Jay Cutler, 2009 [DEN]

BEARS TRANSACTIONS

Name	Date	Description
Justin Perillo	11/29/2016	pract. squad add
Daniel Braverman	11/29/2016	signed
Raheem Mostert	11/24/2016	cut
Lawrence Okoye	11/23/2016	pract. squad add
Jonathan Anderson	11/23/2016	active/prac. squad
David Fales	11/23/2016	active/prac. squad
Jimmy Staten	11/23/2016	pract. squad add
Darius Jennings	11/22/2016	pract. squad del
De'Vante Bausby	11/22/2016	signed
Dres Anderson	11/22/2016	pract. squad add
Jerrell Freeman	11/21/2016	suspended
Jimmy Staten	11/21/2016	cut
De'Vante Bausby	11/19/2016	cut
Jimmy Staten	11/19/2016	active/prac. squad
C.J. Wilson	11/15/2016	signed
Marquess Wilson	11/15/2016	Activated from PUPL
Cyril Richardson	11/15/2016	pract. squad add
Josh Woodrum	11/15/2016	pract. squad add
Cornelius Edison	11/15/2016	active/prac. squad
Alshon Jeffery	11/14/2016	suspended
Paul Lasike	11/12/2016	active/prac. squad
Colin Kelly	11/10/2016	pract. squad del
Cornelius Edison	11/9/2016	pract. squad add
Cornelius Edison	11/8/2016	cut
Will Poehls	11/2/2016	pract. squad add
Arturo Uzdevinis	11/1/2016	pract. squad del
Jacoby Glenn	10/26/2016	pract. squad add
Jacoby Glenn	10/25/2016	cut
Demontre Hurst	10/25/2016	active/prac. squad
Marcel Jensen	10/25/2016	pract. squad del
David Cobb	10/25/2016	pract. squad add
Arturo Uzdevinis	10/24/2016	pract. squad add
Daniel Brown	10/24/2016	acquired from waiver
Cornelius Edison	10/24/2016	active/prac. squad
Joique Bell	10/24/2016	cut
Paul Lasike	10/21/2016	pract. squad add
Raheem Mostert	10/21/2016	pract. squad del
Paul Lasike	10/20/2016	cut
Pernell McPhee	10/20/2016	Activated from PUPL
Demontre Hurst	10/11/2016	pract. squad add
Busta Anderson	10/10/2016	pract. squad del
Darius Jennings	10/10/2016	pract. squad add
De'Vante Bausby	10/10/2016	active/prac. squad
Marcel Jensen	10/10/2016	pract. squad add
Demontre Hurst	10/10/2016	cut
C.J. Wilson	10/8/2016	cut

BEARS TRANSACTIONS

Name	Date	Description
Demontre Hurst	10/8/2016	active/prac. squad
Paul Lasike	10/5/2016	active/prac. squad
Busta Anderson	10/5/2016	pract. squad add
Raheem Mostert	10/4/2016	pract. squad add
C.J. Wilson	10/3/2016	signed
Raheem Mostert	10/3/2016	cut
C.J. Wilson	10/1/2016	cut
Ben Braunecker	10/1/2016	active/prac. squad
Jonathan Anderson	9/29/2016	pract. squad add
John Timu	9/28/2016	active/prac. squad
Joique Bell	9/28/2016	signed
C.J. Wilson	9/28/2016	signed
Greg Scruggs	9/27/2016	cut
Jonathan Anderson	9/27/2016	cut
Colin Kelly	9/26/2016	pract. squad add
Jason Weaver	9/26/2016	pract. squad del
Paul Lasike	9/22/2016	pract. squad add
Matt Barkley	9/22/2016	active/prac. squad
Raheem Mostert	9/21/2016	active/prac. squad
Ronald Powell	9/21/2016	pract. squad add
Paul Lasike	9/20/2016	cut
Jimmy Staten	9/14/2016	pract. squad add
Laurence Gibson	9/13/2016	pract. squad del
Raheem Mostert	9/13/2016	pract. squad add
Senorise Perry	9/13/2016	pract. squad del
Laurence Gibson	9/7/2016	pract. squad add
Kyle Long	9/7/2016	re-signed
Aaron Brewer	9/5/2016	cut
Amini Silatolu	9/5/2016	cut
Patrick Scales	9/5/2016	signed/unrest FA
Cornelius Edison	9/5/2016	pract. squad add
Demontre Hurst	9/5/2016	pract. squad add
Matt Barkley	9/5/2016	pract. squad add
Connor Barth	9/5/2016	signed
Jason Weaver	9/4/2016	pract. squad add
John Timu	9/4/2016	pract. squad add
Daniel Braverman	9/4/2016	pract. squad add
Ben Braunecker	9/4/2016	pract. squad add
De'Vante Bausby	9/4/2016	pract. squad add
Logan Paulsen	9/4/2016	signed
Robbie Gould	9/4/2016	cut
Eric Kush	9/4/2016	acquired from waiver
Khari Lee	9/4/2016	cut
Demontre Hurst	9/4/2016	cut
Cornelius Edison	9/4/2016	cut
Senorise Perry	9/4/2016	pract. squad add

BEARS TRANSACTIONS

Name	Date	Description
Josh Sitton	9/4/2016	signed
Cre'von LeBlanc	9/4/2016	acquired from waiver
Jacquizz Rodgers	9/3/2016	cut
Garry Williams	9/3/2016	cut
Pernell McPhee	9/3/2016	Placed on PUPL
Marquess Wilson	9/3/2016	Placed on PUPL
Marc Mariani	9/3/2016	cut
Tony Moeaki	9/3/2016	cut
Rob Housler	9/3/2016	cut
Terry Williams	9/3/2016	cut
Jason Weaver	9/3/2016	cut
John Timu	9/3/2016	cut
Patrick Scales	9/3/2016	cut
Kevin Peterson	9/3/2016	cut
Khaled Holmes	9/3/2016	cut
David Fales	9/3/2016	cut
B.J. Daniels	9/3/2016	cut
Taveze Calhoun	9/3/2016	cut
Daniel Braverman	9/3/2016	cut
Ben Braunecker	9/3/2016	cut
De'Vante Bausby	9/3/2016	cut
Shelley Smith	9/3/2016	cut
K'Waun Williams	9/1/2016	cut
Kevin Peterson	9/1/2016	signed
Jarrett Grace	8/30/2016	cut
Roy Robertson-Harris	8/30/2016	reserve/non football injury
Kevin Peterson	8/30/2016	cut
K'Waun Williams	8/30/2016	signed
Keith Browner	8/28/2016	cut
Senorise Perry	8/28/2016	cut
John Kling	8/28/2016	cut
Joel Ross	8/28/2016	cut
Gannon Sinclair	8/28/2016	cut
Martin Wallace	8/28/2016	cut
Darrel Young	8/28/2016	cut
Darrin Peterson	8/28/2016	cut
Derek Keaton	8/28/2016	cut
Kieran Duncan	8/28/2016	cut
Shelley Smith	8/13/2016	signed/unrest FA
Donovan Williams	8/13/2016	cut
Dan Buchholz	8/13/2016	cut
Khaled Holmes	8/13/2016	signed
Mike Adams	8/10/2016	signed
Marquis Jackson	8/9/2016	cut
Joe Sommers	8/4/2016	cut
Danny Mason	8/4/2016	signed

BEARS TRANSACTIONS

Name	Date	Description
Garry Williams	8/4/2016	signed/unrest FA
Adrian Bellard	8/4/2016	cut
Darrel Young	8/4/2016	signed/unrest FA
Joel Ross	8/3/2016	signed
Dan Buchholz	7/30/2016	signed
Willie Young	7/30/2016	re-signed
Ben LeCompte	7/30/2016	cut
Brandon Boykin	7/27/2016	signed
B.J. Daniels	7/27/2016	signed
Nate Chandler	7/23/2016	retired
Charles Tillman	7/22/2016	retired
Charles Tillman	7/22/2016	signed
Omar Bolden	7/22/2016	cut
Dalyn Williams	7/20/2016	cut
Amini Silatolu	7/20/2016	signed/unrest FA
Connor Shaw	7/1/2016	acquired from waiver
Don Cherry	6/16/2016	cut
Tony Moeaki	6/16/2016	signed/unrest FA
Marquis Jackson	6/16/2016	signed
Kenton Adeyemi	6/16/2016	cut
Dalyn Williams	6/9/2016	signed
Manny Ramirez	6/9/2016	retired
Matt Blanchard	6/9/2016	cut
Jonathan Bullard	6/6/2016	signed/draft choice
Nate Chandler	6/3/2016	signed
Tayo Fabuluje	6/1/2016	cut
Leonard Floyd	5/27/2016	signed/draft choice
Jarrett Grace	5/25/2016	signed
Danny Mason	5/25/2016	cut
Nathan Palmer	5/24/2016	signed
Marcus Lucas	5/17/2016	acquired from waiver
Nathan Palmer	5/16/2016	cut
Marcus Lucas	5/16/2016	cut
Bruce Gaston	5/16/2016	cut
Donovan Williams	5/16/2016	signed
Ben LeCompte	5/16/2016	signed
Kieran Duncan	5/16/2016	signed
Kenton Adeyemi	5/16/2016	signed
Dan Buchholz	5/16/2016	cut
Adrian Bellard	5/12/2016	signed
Anthony Jefferson	5/12/2016	cut
Daniel Braverman	5/9/2016	signed/draft choice
DeAndre Houston-Carson	5/9/2016	signed/draft choice
Jordan Howard	5/9/2016	signed/draft choice
Deiondre' Hall	5/9/2016	signed/draft choice
Deon Bush	5/9/2016	signed/draft choice

BEARS TRANSACTIONS

Name	Date	Description
Nick Kwiatkoski	5/9/2016	signed/draft choice
Cody Whitehair	5/9/2016	signed/draft choice
Kevin Peterson	5/9/2016	signed
Darrin Peterson	5/9/2016	signed
Roy Robertson-Harris	5/6/2016	signed
Joe Sommers	5/6/2016	signed
John Kling	5/6/2016	signed
Derek Keaton	5/6/2016	signed
Taveze Calhoun	5/6/2016	signed
Don Cherry	5/6/2016	signed
Ben Braunecker	5/6/2016	signed
Dan Buchholz	5/6/2016	signed
D'Anthony Smith	5/2/2016	cut
Brian Hoyer	5/2/2016	signed
Matt Slauson	5/1/2016	cut
Antrel Rolle	5/1/2016	cut
Joshua Bellamy	4/18/2016	re-signed/excl. FA
Kyle Long	4/15/2016	team exercises option
Ted Larsen	3/31/2016	signed/unrest FA
Omar Bolden	3/31/2016	signed/unrest FA
Manny Ramirez	3/30/2016	signed/unrest FA
Sam Acho	3/28/2016	re-signed/unrest FA
Chris Prosinski	3/25/2016	re-signed/unrest FA
Deonte Thompson	3/24/2016	re-signed/unrest FA
Josh Hill	3/22/2016	signed/offer sheet
Aaron Brewer	3/16/2016	signed
Zach Miller	3/14/2016	re-signed/unrest FA
Rob Housler	3/14/2016	re-signed/unrest FA
Akiem Hicks	3/13/2016	signed/unrest FA
Marc Mariani	3/12/2016	re-signed/unrest FA
Jerrell Freeman	3/12/2016	signed/unrest FA
Mitch Unrein	3/12/2016	re-signed/unrest FA
Sherrick McManis	3/10/2016	re-signed/unrest FA
Nick Becton	3/9/2016	re-signed
Danny Trevathan	3/9/2016	signed/unrest FA
Jacquizz Rodgers	3/9/2016	re-signed
Tracy Porter	3/9/2016	re-signed/unrest FA
Bobby Massie	3/9/2016	signed/unrest FA
Mitch Unrein	3/9/2016	Declared Free Agent
Chris Prosinski	3/9/2016	Declared Free Agent
Tracy Porter	3/9/2016	Declared Free Agent
Ryan Mundy	3/9/2016	Declared Free Agent
Will Montgomery	3/9/2016	Declared Free Agent
Zach Miller	3/9/2016	Declared Free Agent
Sherrick McManis	3/9/2016	Declared Free Agent
Shea McClellin	3/9/2016	Declared Free Agent

BEARS TRANSACTIONS

Name	Date	Description
Sherrod Martin	3/9/2016	Declared Free Agent
Marc Mariani	3/9/2016	Declared Free Agent
Jarvis Jenkins	3/9/2016	Declared Free Agent
Rob Housler	3/9/2016	Declared Free Agent
Matt Forte	3/9/2016	Declared Free Agent
Vladimir Ducasse	3/9/2016	Declared Free Agent
Alan Ball	3/9/2016	Declared Free Agent
Sam Acho	3/9/2016	Declared Free Agent
Deonte Thompson	3/9/2016	Declared Free Agent
LaRoy Reynolds	3/9/2016	Declared Free Agent
Patrick Omahneh	3/9/2016	Declared Free Agent
Alshon Jeffery	3/8/2016	re-signed/franchise
Alshon Jeffery	2/29/2016	Designated franchise player

BEARS UPDATED "THE LAST TIME..."

TEAM

Won in Overtime:

By BEARS: 11/17/2013 vs. Baltimore (23-20)
Time prior: 12/28/2009 vs. Minnesota (36-30)
By Opp.: 12/6/2015 vs. San Francisco (26-20)
Time prior: 10/18/2015 at Detroit (37-34)

Won in Regulation by Scoring Go-Ahead Points in the Last 2 Minutes

By BEARS: 10/11/2015 at KC (18-17, M. Forte 7-yd TD pass from J. Cutler with :18 remaining)
Time prior: 10/4/2015 vs. OAK (22-20, R. Gould 49-yd FG with :02 remaining)
By Opp.: 11/1/2015 vs. MIN (23-20, B. Walsh 36-yd FG with 0:00 remaining)
Time prior: 12/29/2013 vs. GB (33-28, R. Cobb 48-yd TD pass from A. Rodgers with 0:38 remaining)

Sent Game to Overtime by Scoring Game-Tying Points in the Last Two Minutes of Regulation

By BEARS: 10/18/2014 at Detroit (R. Gould 29-yd FG with :00 remaining; DET won 37-34 in OT)
Time prior: 9/7/2014 vs. Buffalo (R. Gould 37-yd FG with :30 remaining; BUF won 23-20 in OT)
By Opp.: 12/6/2015 vs. SF (B. Gabbert 44-yd run/P.Dawson kick with 1:42 remaining; SF won 26-20 in OT)
Time prior: 12/1/2013 at Minnesota (B. Walsh 30-yd FG with :20 remaining; MIN won 23-20 in OT)

Shutout

By BEARS: 11/18/2010 at Miami (16-0)
By Opp.: 9/27/2015 at Seattle (26-0)
Time prior: 12/29/2002 vs. Tampa Bay (15-0)

Did Not Allow Opponent to Score a Touchdown (non-shutout)

By BEARS: 10/7/2012 at Jacksonville (held Jacksonville to 1 FG; 41-3 CHI)
By Opp.: 12/28/2014 at Minnesota (held Chicago to 3 FGs; 13-9 MIN)
Time prior: 11/11/2012 vs. Houston (held Chicago to 2 FGs; 13-6 HOU)

Won By 20-or-More Points

By BEARS: 11/15/2015 at St. Louis (24 points; 37-13)
Time prior: 11/4/2012 at Tennessee (31 points; 51-20)
By Opp.: 11/13/16 at TB (26 points; 36-10)
Time prior: 12/20/2015 at Minnesota (21 points; 38-17)

Won Game After Trailing by 20-or-More Points

By BEARS: 10/16/2006 at Arizona (24-23 after trailing 20-0 and 23-3)
By Opp.: 11/10/2002 vs. New England (33-30 after trailing 27-6)

Won After Trailing at End of the 1st Quarter

By BEARS: 12/27/2015 at Tampa Bay (26-21 after trailing 7-0)
Time prior: 11/26/2015 at Green Bay (17-13 after trailing 7-0)
By Opp.: 11/20/16 at NYG (22-16 after trailing 9-6)
Time prior: 9/11/16 at HOU (23-14 after trailing 7-0)

Won After Trailing at Halftime

By BEARS: 11/9/2015 at San Diego (22-19 after trailing 16-7)
Time prior: 10/11/2015 at Kansas City (18-17 after trailing 17-3)
By Opp.: 11/20/16 at NYG (22-16 after trailing 16-9)
Time prior: 10/16/16 vs. JAX (17-16 after trailing 14-0)

Won After Trailing at End of the 3rd Quarter

By BEARS: 12/27/2015 at Tampa Bay (26-21 after trailing 14-13)
Time prior: 11/9/2015 at San Diego (22-19 after trailing 16-7)
By Opp.: 10/16/16 vs. JAX (17-16 after trailing 13-0)
Time Prior: 9/11/2016 at Houston (23-14 after trailing 14-13)

BEARS UPDATED "THE LAST TIME..."

Won After Trailing By 10-Plus Points in 4th Quarter

By BEARS: 10/11/2015 at Kansas City (18-17 after trailing by 11, 17-6)
Time prior: 9/14/2014 at San Francisco (28-20 after trailing by 13, 20-7)
By Opp.: 10/16/16 vs. JAX (17-16 after trailing by 13, 13-0)
Time prior: 12/1/2013 at Minnesota (23-20 in OT after trailing by 10, 20-10)

Scored 20 or More Points in a Quarter

By BEARS: 12/4/2014 vs. Dallas (21 in 4th quarter; 41-28 DAL)
Time prior: 11/14/2014 vs. Tampa Bay (21 in 3rd quarter; 21-13 CHI)
By Opp.: 12/4/2014 vs. Dallas (21 in 3rd quarter; 41-28 DAL)
Time prior: 11/27/2014 at Detroit (21 in 2nd quarter; 34-17 DET)

Scored 30 or More Points in a Half

By BEARS: 11/4/2012 at Tennessee (31 in 1st half; 51-20 CHI)
By Opp.: 11/9/2014 at Green Bay (42 in 1st half; 55-14 GB)
Time prior: 10/26/2014 at New England (38 in 1st half; 51-23 NE)

Scored Touchdowns on Offense and Defense

By BEARS: 9/22/2014 at N.Y. Jets (2 offense; 1 defense; 27-19 CHI)
Time prior: 12/15/2013 at Cleveland (4 offense; 1 defense; 38-31 CHI)
By Opp.: 11/13/16 at TB (3 offense; 1 defense; 36-10 TB)
Time prior: 12/6/2015 vs. San Francisco (3 offense; 1 defense; 26-20 SF, OT)

Scored Touchdowns on Offense, Defense and Special Teams

By BEARS: 11/4/2012 at Tennessee (4 offense; 1 defense; 1 special teams; 51-20 CHI)
By Opp.: 9/20/2015 vs. Arizona (5 offense; 1 defense; 1 special teams; 48-23 ARZ)
Time prior: 9/15/2013 vs. Minnesota (1 offense; 1 defense; 1 special teams; 31-30 CHI)

Won on Monday Night Football

By BEARS: 10/31/16 vs. MIN (20-10 on ESPN's Monday Night Football)
Time prior: 11/9/2015 at San Diego (22-19 on ESPN's Monday Night Football)
By Opp.: 9/19/16 vs. Philadelphia (29-14 on ESPN's Monday Night Football)
Time prior: 12/15/2014 vs. New Orleans (31-15 on ESPN's Monday Night Football)

Won on Sunday Night Football

By BEARS: 9/14/2014 at San Francisco (28-20 on NBC's Sunday Night Football)
Time prior: 9/22/2013 at Pittsburgh (40-23 on NBC's Sunday Night Football)
By Opp.: 9/25/16 at Dallas (31-17 on NBC's Sunday Night Football)
Time prior: 11/9/2014 at Green Bay (55-14 on NBC's Sunday Night Football)

Won on Thursday Night Football

By BEARS: 11/26/2015 at Green Bay (17-13 CHI on a special edition of NBC's Thursday Night Football)
Time prior: 10/10/2013 vs. N.Y. Giants (27-21 CHI on NFLN's Thursday Night Football)
By Opp.: 10/20/16 at GB (26-10 on NFLN's Thursday Night Football)
Time prior: 12/4/2014 vs. Dallas (41-28 on NFLN's Thursday Night Football)

No Turnovers

By BEARS: 10/31/16 vs. MIN (CHI 20-10)
Time prior: 12/27/2015 at Tampa Bay (CHI 26-21)
By Opp.: 11/27/16 vs. TEN (TEN 27-21)
Time prior: 11/20/16 at NYG (NYG 22-16)

OFFENSE

Touchdown Scored on First Offensive Possession to Start Game

By BEARS: 11/20/16 at NYG (Z.Miller 19 yd pass from J.Cutler; NYG 22-16)
Time prior: 9/11/16 at HOU (J.Langford 1 yd run; HOU 23-14)
By Opp.: 11/20/16 R.Jennings 2 yd run; NYG 22-16)
Time prior: 9/25/15 at DAL (D.Prescott 1 yd run; DAL 31-17)

BEARS UPDATED "THE LAST TIME..."

Touchdown Scored on First Offensive Possession of 2nd Half

By BEARS: 10/31/16 vs. MIN (A.Jeffery 11 yd pass from J.Cutler; CHI 20-10)

Time prior: 10/2/16 vs. DET (Z.Miller 6 yd pass from B.Hoyer; CHI 17-14)

By Opp.: 11/20/16 at NYG (W.Tye 9 yd pass from E.Manning; NYG 22-16)

Time prior: 11/13/16 at TB (F.Martino 43 yd pass from J.Winston; TB 36-10)

No Sacks Allowed

By BEARS: 11/27/16 vs. TEN

Time prior: 10/2/16 at IND

By Opp.: 11/27/16 vs. TEN

Time prior: 11/20/16 at NYG

No Turnovers and No Sacks Allowed

By BEARS: 10/10/2013 vs. NYG

Time prior: 12/23/2007 vs. Green Bay

By Opp.: 11/27/16 vs. TEN

Time prior: 11/20/16 at NYG

Successful Two-Point Conversion

By BEARS: 11/9/2015 at San Diego (J. Langford run)

Time prior: 10/18/2015 at Detroit (M. Forte pass from J. Cutler)

By Opp.: 10/2/16 vs. DET (G.Tate pass from M.Stafford)

Time prior: 11/24/2013 at St. Louis (I. Pead pass from K. Clemens)

Failed Two-Point Conversion

By BEARS: 11/22/2015 vs. Denver (run failed)

Time prior: 11/10/2015 at Kansas City (pass failed - 2 times)

By Opp.: 12/29/2013 vs. Green Bay (pass failed)

Time prior: 10/26/2011 at Tampa Bay (pass failed)

500-or-More Total Net Yards of Offense

By BEARS: 10/9/16 at IND (522; 125 rushing, 397 passing)

Time prior: 10/7/2012 at Jacksonville (501; 214 rushing, 287 passing)

By Opp.: 10/18/2015 at Detroit (546; 155 rushing, 391 passing)

Time prior: 12/22/2013 at Philadelphia (514; 289 rushing, 225 passing)

400-or-More Total Net Yards of Offense

By BEARS: 11/27/16 vs. TEN (411; 95 rushing; 316 passing)

Time prior: 10/31/16 vs. MIN (403; 158 rushing; 245 passing)

By Opp.: 10/20/16 at GB (406; 103 rushing, 303 passing)

Time prior: 9/25/16 at Dallas (447; 199 rushing, 248 passing)

300-or-More Net Rushing Yards by Team

By BEARS: 9/9/1984 vs. Denver (302 yds on 50 carries, 2 TDs)

By Opp.: 10/14/2007 vs. Minnesota (311 yds on 43 carries, 3 TDs)

200-or-More Net Rushing Yards by Team

By BEARS: 9/28/2014 vs. Green Bay (235 on 41 carries, 0 TDs)

Time prior: 10/7/2012 at Jacksonville (214 yards on 33 carries, 1 TD)

By Opp.: 12/22/2013 at Philadelphia (289 yards on 36 carries, 4 TDs)

Time prior: 12/1/2013 at Minnesota (246 yards on 40 carries, 1 TD)

Individual 200-Yard Rushing Game

By BEARS: 10/2/2011 vs. Carolina (Matt Forte, 205 yds on 25 carries, TD)

By Opp.: 12/1/2013 at Minnesota (Adrian Peterson, 211 yds on 35 carries, 0 TDs)

Time prior: 10/14/2007 vs. Minnesota (Adrian Peterson, 224 yds on 20 carries, 3 TDs)

BEARS UPDATED "THE LAST TIME..."

Individual 150-Yard Rushing Game

By BEARS: 10/31/16 v. MIN (Jordan Howard, 153 yards on 26 carries, TD)

By Opp.: 10/2/2011 vs. Carolina (Matt Forte, 205 yds on 25 carries, TD)
Time prior: 12/1/2013 at Minnesota (Adrian Peterson, 211 yds on 35 carries, 0 TDs)

Individual 100-Yard Rushing Game

By BEARS: 11/13/16 at TB (Jordan Howard, 100 yds on 15 carries)

Time prior: 10/9/16 at IND (Jordan Howard, 118 yds on 16 carries)
By Opp.: 9/25/16 at Dallas (Ezekiel Elliot, 140 yds on 30 carries)
Time prior: 9/11/2016 at Houston (Lamar Miller, 106 yds on 28 carries)

Two 100-Yard Rushers in the Same Game

By BEARS: 11/10/1985 vs. Detroit (Walter Payton - 105, Matt Suhey - 102)
By Opp.: 12/22/2013 at Philadelphia (249 total; LeSean McCoy -133, Bryce Brown -115)
Time prior: 12/12/1976 vs. Denver (Norris Weese - 120, Ottis Armstrong - 116)

Consecutive 100-Yard Rushing Games

By BEARS: 10/31/16 vs. MIN & 11/13/16 at TB (Jordan Howard, 153 vs. MIN; 100 at TB)

Time prior: 10/2/16 vs. DET & 10/9/16 at IND (Jordan Howard, 111 vs. DET; 118 at IND)
By Opp.: 12/1/2013 at MIN & 12/9/2013 vs. DAL (A. Peterson, MIN - 211; D. Murray, DAL - 146)
Time prior: 11/24/2013 at STL & 12/1/2013 at MIN (B. Cunningham, STL - 109; A. Peterson, MIN - 211)

Combined 200-Yards Rushing by Two Players (Non 200-Yard rusher, top 2 rushers)

By BEARS: 10/10/2010 at Carolina (209 total; Matt Forte - 166 and Chester Taylor - 43)
By Opp.: 12/22/2013 at Philadelphia (249 total; LeSean McCoy -133, Bryce Brown -115)
Time prior: 10/25/2009 at Cincinnati (206 total; Cedric Benson - 189 and Bernard Scott - 17)

60 Team Rushing Attempts

By BEARS: 11/8/1981 at Kansas City (61 for 201 yards, 0 TDs)
By Opp.: Never

50 Team Rushing Attempts

By BEARS: 9/25/1988 at Green Bay (51 for 252 yards, 3 TDs)
By Opp.: 10/30/1988 at New England (54 for 185 yards, 0 TDs)

40 Team Rushing Attempts

By BEARS: 12/6/2015 vs. San Francisco (42 for 170 yards, 2 TDs)
Time prior: 9/28/2014 vs. Green Bay (41 for 235 yards, 0 TDs)
By Opp.: 9/25/16 at Dallas (41 for 199, 3 TDs)
Time prior: 12/1/2013 at Minnesota (40 for 246, 1 TD)

Individual 40 Rushing Attempts

By BEARS: 11/20/1977 vs. Minnesota (Walter Payton, 40 for 275 yards, TD)
By Opp.: Never

Individual 30 Rushing Attempts

By BEARS: 12/23/2007 vs. Green Bay (Adrian Peterson, 30 for 102 yards, TD)
By Opp.: 9/25/16 at Dallas (Ezekiel Elliot, 30 for 140 yards)
Time prior: 12/4/2014 vs. Dallas (DeMarco Murray, 32 for 179 yards, 1 TD)

Individual 20 Rushing Attempts

By BEARS: 10/31/16 vs. MIN (Jordan Howard, 26 for 153 yards, TD)
Time prior: 10/2/16 vs. DET (Jordan Howard, 23 for 111 yards)
By Opp.: 11/20/16 at NYG (Rashad Jennings, 21 for 85 yards, TD)
Time prior: 9/11/2016 at HOU (Lamar Miller, 28 for 106 yards)

Rushing Play of 75-Plus Yards

By BEARS: 11/27/1988 vs. Green Bay (Neal Anderson, 80-yard TD run)
By Opp.: 11/4/2012 at Tennessee (Chris Johnson, 80-yard TD run)

BEARS UPDATED "THE LAST TIME..."

Rushing Play of 50-Plus Yards

By BEARS: 10/31/16 vs. MIN (Jordan Howard, 69-yard run)

Time prior: 10/9/16 at IND (Jordan Howard, 57-yard run)

By Opp.: 12/22/2013 at Philadelphia (B. Brown, 65-yard TD run)

Time prior: 11/24/2013 at St. Louis (T. Austin 65-yard run)

Rushing Play of 25-Plus Yards

By BEARS: 11/20/16 at NYG (Jordan Howard, 27-yard run)

Time prior: 9/25/16 at DAL (Jordan Howard, 36-yard run)

By Opp.: 11/27/16 vs. TEN (Marcus Mariota, 29-yard run)

Time prior: 10/20/16 at GB (Ty Montgomery, 30-yard run)

3-Plus Rushing Touchdowns by Team

By BEARS: 10/20/2013 at Washington (3, M. Forte - 3)

Time prior: 9/9/2012 vs. Indianapolis (3, M. Forte - 1, M. Bush - 2)

By Opp.: 9/25/16 at Dallas (3, D.Prescott - 1, A. Morris - 1, L.Dunbar - 1)

Time prior: 12/22/2013 at Philadelphia (4, L. McCoy - 2, C. Polk - 1, B. Brown -1)

3-Plus Rushing Touchdowns by Individual

By BEARS: 10/20/2013 at Washington (Matt Forte, 3)

Time prior: 12/17/1995 vs. Tampa Bay (Rashaan Salaam, 3)

By Opp.: 10/20/2013 at Washington (Roy Helu, 3)

Time prior: 10/14/2007 vs. Minnesota (Adrian Peterson, 3)

2-Plus Rushing Touchdowns by Individual

By BEARS: 11/23/2014 vs. Tampa Bay (Matt Forte, 2)

Time prior to that: 10/12/2014 at Atlanta (Matt Forte, 2)

By Opp.: 9/19/16 vs. Philadelphia (Ryan Matthews, 9 for 32, 2 TDs)

Time prior: 11/27/2014 at Detroit (Joiqee Bell, 23 for 91 yards, 2 TDs)

400 Gross Yards Passing by Team

By BEARS: 11/14/1999 vs. Minnesota (422; 34 of 48, 3 TDs, 1 INT)

By Opp.: 10/18/2015 at Detroit (405; 27 of 42, 4 TDs, 1 INT)

Time prior: 9/22/2013 at Pittsburgh (406; 26 of 41, 2 TDs, 2 INTs)

300 Gross Yards Passing by Team

By BEARS: 11/27/16 vs. TEN (316; 28 of 54, 3 TDs, 2 INTs)

Time prior: 10/16/16 vs. JAX (302; 30 of 49, 0 TDs, 0 INTs)

By Opp.: 11/13/16 at TB (312; 23 of 33, 2 TDs, 1 INT)

Time prior: 10/20/16 at GB (326; 39 of 56, 3 TDs, 0 INTs)

400 Yards Passing by Individual

By BEARS: 11/14/1999 vs. Minnesota (Jim Miller - 422; 34 of 48, 3 TDs, 1 INT)

By Opp.: 10/18/2015 at Detroit (Matthew Stafford - 405; 27 of 42, 4 TDs, 1 INT)

Time prior: 9/22/2013 at Pittsburgh (Ben Roethlisberger - 406; 26 of 41, 2 TDs, 2 INTs)

300 Yards Passing by Individual

By BEARS: 11/27/16 vs. TEN (Matt Barkley - 316; 28 of 54, 3 TDs, 2 INTs)

Time prior: 10/16/16 vs. JAX (Brian Hoyer - 302; 30 of 49, 0 TDs, 0 INTs)

By Opp.: 11/13/16 at TB (Jameis Winston - 312; 23 of 33, 2 TDs, 1 INT)

Time prior: 10/20/16 at GB (Aaron Rodgers - 326; 39 of 56, 3 TDs, 0 INTs)

Consecutive 300 Yards Passing by Individual

By BEARS: 9/25/16 at DAL, 10/2/16 vs. DET, 10/9/16 at IND & 10/16/16 vs. JAX (Brian Hoyer - 317 at DAL, 302 vs. DET, 397 at IND & 302 vs. JAX)

Time prior: 11/24/13 at STL, 12/1/13 at MIN & 12/9/13 vs. DAL (Josh McCown 352 at STL, 355 at MIN, 348 vs. DAL)

By Opp.: 11/23/14 vs. TB & 11/27/14 at DET (J. McCown 341 vs. TB, M. Stafford 390 at DET)

Time prior: 10/26/14 at NE & 11/9/14 at GB (T. Brady 354 at NE, A. Rodgers 314 at GB)

BEARS UPDATED "THE LAST TIME..."

60-Plus Passing Attempts by Individual

By BEARS: 11/16/1997 vs. NY Jets (Erik Kramer - 60; 32 of 60, 354 yards, 2 TDs, 3 INTs)
By Opp.: 11/13/2011 vs. Detroit (Matthew Stafford - 63; 33 of 63, 329 yards, 1 TD, 4 INTs)

50-Plus Passing Attempts by Individual

By BEARS: 11/27/16 vs. TEN (Matt Barkley - 54; 28 of 54, 316 yards, 3 TDs, 2 INTs)
Time prior: 11/12/2009 at San Francisco (Jay Cutler - 52; 29 of 52, 307 yards, 0 TDs, 5 INTs)
By Opp.: 10/20/16 at GB (Aaron Rodgers - 56; 39 of 56, 326 yards, 3 TDs, 0 INTs)
Time prior: 11/13/2011 vs. Detroit (Matthew Stafford - 63; 33 of 63, 329 yards, 1 TD, 4 INTs)

40-Plus Passing Attempts by Individual

By BEARS: 9/25/16 at Dallas (Brian Hoyer - 49, 30 of 49, 317 yards, 2 TDs, 0 INTs)
Time prior: 11/9/2015 at San Diego (Jay Cutler - 40, 27 of 40, 345 yards, 2 TDs, 1 INT)
By Opp.: 11/26/2015 at Green Bay (Aaron Rodgers - 43; 22 of 43, 202, 1 TD, 1 INT)
Time prior: 11/9/2015 at San Diego (Philip Rivers - 42; 26 of 42, 280, 1 TD, 0 INTs)

30-Plus Passing Completions by Individual

By BEARS: 10/16/16 vs. JAX (Brian Hoyer - 30, 30 of 49, 302 yards, 0 TDs, 0 INTs)
Time prior: 10/9/16 at IND (Brian Hoyer - 33, 33 of 43 397 yards, 2 TDs, 0 INTs)
By Opp.: 10/20/16 at GB (Aaron Rodgers - 39; 39 of 56, 326 yards, 3 TDs, 0 INTs)
Time prior: 11/27/2014 at Detroit (Matthew Stafford - 34; 34 of 45, 390, 2 TDs, 0 INTs)

25-Plus Passing Completions by Individual

By BEARS: 11/27/16 vs. TEN (Matt Barkley - 28; 28 of 54, 316 yards, 3 TDs, 2 INTs)
Time prior: 10/2/16 vs. DET (Brian Hoyer - 28; 28 of 36, 302 yards, 2 TDs, 0 INTs)
By Opp.: 1/3/2016 vs. Detroit (Matthew Stafford - 28; 28 of 39, 298, 3 TDs, 0 INTs)
Time Prior: 11/9/2015 at San Diego (Philip Rivers - 26; 26 of 42, 280, 1 TD, 0 INTs)

4-Or-More Passing Touchdowns by Individual

By BEARS: 9/14/2014 at San Francisco (Jay Cutler - 4, 23 of 34, 176 yards, 4 TDs, 0 INTs)
Time prior: 12/9/2013 vs. Dallas (Josh McCown - 4, 27 of 36, 348 yards, 4 TDs, 0 INTs)
By Opp.: 12/20/2015 at Minnesota (Teddy Bridgewater - 4; 17 of 20, 231, 4 TDs, 0 INTs)
Time prior: 10/18/2015 at Detroit (Matthew Stafford - 4; 27 of 42, 405, 4 TDs, 1 INT)

3-Or-More Passing Touchdowns by Individual

By BEARS: 11/27/16 vs. TEN (Matt Barkley - 3, 28 of 54, 316 yards, 3 TDs, 2 INTs)
Time prior: 11/15/2015 at St. Louis (Jay Cutler - 3, 19 of 24, 258 yards, 3 TDs, 0 INTs)
By Opp.: 10/20/16 at GB (Aaron Rodgers - 3, 39 of 56, 326 yards, 3 TDs, 0 INTs)
Time prior: 1/3/2016 vs. Detroit (Matthew Stafford - 3; 28 of 39, 405, 3 TDs, 0 INTs)

10-Or-More Receptions by Individual

By BEARS: 11/9/2015 at San Diego (Alshon Jeffery, 10 receptions, 151 yards, 0 TDs)
Time prior: 11/1/2015 vs. Minnesota (Alshon Jeffery, 10 receptions, 116 yards, 1 TD)
By Opp.: 10/20/16 at GB (Davante Adams - 13 receptions, 132 yards, 2 TDs; Randall Cobb - 11 receptions, 95 yards, 1 TD; Ty Montgomery - 10 receptions, 66 yards, 0 TDs)
Time prior: 1/3/2016 vs. Detroit (Calvin Johnson - 10, 10 receptions, 137 yards, 1 TD)

200-Plus Receiving Yards by Individual

By BEARS: 12/1/2013 at Minnesota (Alshon Jeffery, 245 yards, 12 receptions 2 TDs)
Time prior: 10/6/2013 vs. New Orleans (Alshon Jeffery, 218 yards, 10 receptions, 1 TD)
By Opp.: 12/17/2000 at San Francisco (Terrell Owens, 283 yards, 20 receptions, 1 TD)

150-Plus Receiving Yards by Individual

By BEARS: 11/9/2015 at San Diego (Alshon Jeffery, 151 yards, 10 receptions 0 TDs)
Time prior: 10/18/2015 at Detroit (Alshon Jeffery, 166 yards, 6 receptions 1 TD)
By Opp.: 11/9/2014 at Green Bay (Jordy Nelson, 152 yards, 6 receptions, 2 TDs)
Time prior to that: 12/29/2013 vs. Green Bay (Jordy Nelson, 161 yards, 10 receptions, 0 TDs)

BEARS UPDATED "THE LAST TIME..."

100-Plus Receiving Yards by Individual

By BEARS: 11/27/16 vs. TEN (Marquess Wilson, 125 yards, 8 receptions, 1 TD)

Time prior: 10/16/16 vs. JAX (Cameron Meredith, 113 yards, 11 receptions)

By Opp.: 10/20/16 at GB (Davante Adams, 132 yards, 13 receptions, 2 TDs)

Time prior: 9/11/2016 at Houston (Will Fuller, 107 yards, 5 receptions, 1 TD)

Two 100-Yard Receivers

By BEARS: 11/15/2015 at St. Louis (Jeremy Langford 109 yards and Zach Miller 107 yards)

Time prior: 10/12/2014 at Atlanta (Alshon Jeffery 136 yards and Brandon Marshall 113 yards)

By Opp.: 11/23/2014 vs. Tampa Bay (Vincent Jackson 117 yards & Louis Murphy 113 yards)

Time prior: 10/26/2014 at New England (Rob Gronkowski 149 yards & Brandon LaFell 124 yards)

Three 100-Yard Receivers

By BEARS: Never

By Opp.: 12/26/1982 at L.A. Rams (George Farmer 183, Preston Dennard 122 & Wendell Tyler 102)

Consecutive 100 Yards Receiving by Individual

By BEARS: 10/9/16 at IND & 10/16/16 vs. JAX (Cameron Meredith 130 at IND; 113 JAX vs. JAX)

Time prior: 11/1/15 vs. MIN & 11/9/15 at SD (Alshon Jeffery 116 vs. MIN; 151 at SD)

By Opp.: 11/23/14 vs. TB & 11/27 at DET (V. Jackson 117 L. Murphy 113 vs. TB; C. Johnson 146 at DET)

Time prior: 10/26/14 at NE & 11/9/14 at GB (B. LaFell 124 & R. Gronkowski 149 at NE; J. Nelson 152 at

GB)

Pass Play of 80-Plus Yards

By BEARS: 11/15/2015 at St. Louis (Jay Cutler to Jeremy Langford, 83 yards, TD)

Time prior: 11/15/2015 at St. Louis (Jay Cutler to Zach Miller, 87 yards, TD)

By Opp.: 11/30/2008 at Minnesota (Gus Frerotte to Bernard Berrian, 99 yards, TD)

Pass Play of 60-Plus Yards

By BEARS: 10/2/16 vs. DET (Brian Hoyer to Eddie Royal 64 yards)

Time prior: 11/15/2015 at St. Louis (Jay Cutler to Jeremy Langford, 83 yards, TD)

By Opp.: 12/6/2015 vs. San Francisco (Blaine Gabbert to Torrey Smith, 71 yards, TD)

Time Prior: 11/9/2014 at Green Bay (Aaron Rodgers to Jordy Nelson, 73 yards, TD)

Pass Play of 40-Plus Yards

By BEARS: 11/13/16 at TB (Jay Cutler to Cameron Meredith, 50 yards, TD)

Time prior: 9/19/16 vs. PHI (Jay Cutler to Alshon Jeffery, 49 yards)

By Opp.: 11/20/16 at NYG (Eli Manning to Victor Cruz, 48 yards)

Time prior: 11/13/16 at TB (Jameis Winston to Freddie Martino, 43 yards, TD)

Offensive Lineman Caught a Pass

By BEARS: 12/1/2013 at Minnesota (Josh McCown to Kyle Long, -1 yard)

Time prior: 11/4/2012 at Tennessee (Jay Cutler to Lance Louis, 4 yards)

By Opp.: 11/16/2003 vs. St. Louis (Marc Bulger to Adam Timmerman, -7 yards)

Quarterback Caught a Pass

By Bears: 9/10/2006 at Green Bay (Rex Grossman from Thomas Jones, -4 yards)

By Opp.: 12/16/2012 vs. Green Bay (Aaron Rodgers from Rodgers, -1 yards)

3-Plus Receiving Touchdowns by Team

By BEARS: 11/27/16 vs. TEN (3, Marquess Wilson - 1, Deonte Thompson - 1, Daniel Brown - 1)

Time prior: 11/15/2015 at St. Louis (3, Zach Miller - 2, Jeremy Langford - 1)

By Opp.: 10/20/16 at GB (3, Davante Adams - 2, Randall Cobb - 1)

Time prior: 1/3/2016 vs. Detroit (3, C. Johnson, E. Ebron and T. Wright - 1 each)

3-Plus Receiving Touchdowns by Individual

By BEARS: 9/14/2014 at San Francisco (Brandon Marshall, 3)

Time prior: 11/4/2012 at Tennessee (Brandon Marshall, 3)

By Opp.: 9/20/2015 vs. Arizona (Larry Fitzgerald, 3)

Time prior: 10/26/2014 at New England (Rob Gronkowski, 3)

BEARS UPDATED "THE LAST TIME..."

2-Plus Receiving Touchdowns by Individual

By BEARS: 11/15/2015 at St. Louis (Zach Miller, 2)
Time prior to that: 11/27/2014 at Detroit (Alshon Jeffery, 2)

By Opp.: **10/20/16 at GB (Davante Adams, 2)**

Time prior: 12/20/2015 at Minnesota (Stefon Diggs, 2)

Offensive Lineman Scored a Touchdown

By BEARS: 12/25/2011 at Green Bay, Edwin Williams (fumble recovery in end zone)

By Opp.: 11/16/1969 at Atlanta, Mal Snider (48-yard kickoff return)

DEFENSE

Held Opponent Under 150 Total Net Yards

By BEARS: 10/10/2010 at Carolina (147 total; 85 rushing & 62 passing)

By Opp.: 9/27/2015 at Seattle (146 total; 98 rushing & 48 passing)

Time prior: 11/19/2012 at San Francisco (143 total; 85 rushing & 58 passing)

Held Opponent Under 100 Total Net Yards

By BEARS: 11/26/1978 vs. Tampa Bay (92 total; 99 rushing & -7 passing)

By Opp.: 12/27/1992 at Dallas (92 total; 28 rushing & 64 passing)

Held Opponent Under 50 Net Rushing Yards

By BEARS: 10/12/2014 at Atlanta (42)

Time prior: 12/23/2012 at Arizona (29)

By Opp.: 12/4/2014 vs. Dallas (35)

Time prior: 11/27/2014 at Detroit (13)

Held Opponent Under 25 Net Rushing Yards

By BEARS: 9/12/2010 vs. Detroit (20)

By Opp.: 11/27/2014 at Detroit (13)

Time prior: 9/25/2011 vs. Green Bay (13)

Held Opponent Under 100 Net Passing Yards

By BEARS: 12/9/2012 at Minnesota (77)

By Opp.: 9/27/2015 at Seattle (48)

Time prior: 10/10/2010 at Carolina (29)

Held Opponent Under 50 Net Passing Yards

By BEARS: 11/13/2005 vs. San Francisco (28)

By Opp.: 9/27/2015 at Seattle (48)

Time prior: 10/10/2010 at Carolina (29)

Held Opponent Under 100 Gross Passing Yards

By BEARS: 12/9/2012 at Minnesota (91)

By Opp.: 9/27/2015 at Seattle (63)

Time prior: 10/10/2010 at Carolina (51)

Held Opponent Under 50 Gross Passing Yards

By BEARS: 11/13/2005 vs. San Francisco (28)

By Opp.: 12/3/2006 vs. Minnesota (34)

8-Plus Takeaways by Team

By BEARS: 9/2/1984 vs. Tampa Bay (8; 6 INTs, 2 FRs; CHI 34-14)

By Opp.: 10/11/1998 at Arizona (8; 4 INTs, 4 FRs; ARZ 20-7)

7-Plus Takeaways by Team

By BEARS: 9/17/1995 at Tampa Bay (7; 4 INTs, 3 FRs; CHI 25-6)

By Opp.: 10/11/1998 at Arizona (8; 4 INTs, 4 FRs; ARZ 20-7)

6-Plus Takeaways by Team

By BEARS: 11/13/2011 vs. Detroit (6; 4 INTs, 2 FRs; CHI 37-13)

By Opp.: 10/24/2010 vs. Washington (6; 4 INTs, 2 FRs; WAS 17-14)

BEARS UPDATED "THE LAST TIME..."

5-Plus Interceptions by Team

By BEARS: 10/01/2012 at Dallas (5; CHI 34-18)
By Opp.: 11/12/2009 at San Francisco (5; SF 10-6)

4-Plus Interceptions by Team

By BEARS: 10/01/2012 at Dallas (5; CHI 34-18)
By Opp.: 9/13/2012 at Green Bay (4; GB 23-10)

2-Plus Interceptions by Individual

By BEARS: 9/14/2014 at San Francisco (Kyle Fuller, 2)
Time prior: 12/15/2013 at Cleveland (Zackary Bowman, 2)
By Opp.: 12/15/2014 vs. New Orleans (P. Warren, 2)
Time prior: 12/15/2013 at Cleveland (Tashaun Gipson, 2)

2-Plus Opponent Fumble Recoveries by Individual

By BEARS: 12/27/2015 at Tampa Bay (John Timu, 2)
Time prior: 11/4/2012 at Tennessee (Kelvin Hayden, 2)
By Opp.: Unknown

Intercepted Pass Returned for a Touchdown

By BEARS: 9/22/2014 at N.Y. Jets (Ryan Mundy, 45 yards)
Time prior: 12/15/2013 at Cleveland (Zackary Bowman, 43 yards)
By Opp.: 11/13/16 at TB (Chris Conte, 20 yards)
Time prior: 12/6/2015 vs. San Francisco (Jimmie Ward, 29 yards)

Opponent Fumble Returned for a Touchdown

By BEARS: 10/2016 at GB (Leonard Floyd, recoverd in end zone)
Time prior: 9/22/2013 at Pittsburgh (Julius Peppers, 42 yards)
By Opp.: 10/11/2015 at Kansas City (Ramik Wilson, recovered in end zone)
Time prior: 10/26/2014 at New England (Rob Ninkovich, 15 yards)

Defensive Lineman Scored a Touchdown

By BEARS: 11/17/2013 vs. Baltimore (David Bass, 24-yard interception return)
Time prior: 9/22/2013 at Pittsburgh (Julius Peppers, 42-yard opponent fumble return)
By Opp.: 10/26/2014 at New England (Rob Ninkovich, 15-yard fumble return)
Time prior: 11/24/2013 at St. Louis (Robert Quinn, 31-yard fumble return)

Linebacker Scored a Touchdown

By BEARS: 10/20/16 at GB (Leonard Floyd, fumble recovered in end zone)
Time prior: 11/4/2012 at Tennessee (Brian Urlacher 46-yard INT return)
By Opp.: 10/11/2015 at Kansas City (Ramik Wilson, fumble recovered in end zone)
Time prior: 10/20/2013 at Washington (Brian Orakpo, 29-yard INT return)

Defensive Back Scored a Touchdown

By BEARS: 9/22/2014 at N.Y. Jets (Ryan Mundy, 45-yard INT return)
Time prior: 12/15/2013 at Cleveland (Zackary Bowman, 43-yard INT return)
By Opp.: 11/13/16 at NYG (Chris Conte, 20-yard INT return)
Time prior: 12/6/2015 vs. San Francisco (Jimmie Ward, 29-yard INT return)

Safety

By Bears: 10/16/2011 vs. Minnesota (Stephen Paea sacks Donovan McNabb in end zone)
By Opp.: 11/13/16 at TB (Jay Cutler fumble forced by Robert Ayers out of bounds in end zone)
Time prior: 12/22/2013 at Philadelphia (Matt Forte tackled in end zone by Cedric Thornton)

8-Plus Sacks by Team

By BEARS: 11/20/2005 vs. Carolina (8; CHI 13-3)
By Opp.: 10/3/2010 at N.Y. Giants (10; NYG 17-3)

7-Plus Sacks by Team

By BEARS: 11/20/2005 vs. Carolina (8; CHI 13-3)
By Opp.: 12/15/2014 vs. New Orleans (7; NO 31-15)
Time prior: 9/13/2012 at Green Bay (7; GB 23-10)

BEARS UPDATED "THE LAST TIME..."

3-Plus Sacks by Individual

By BEARS: 10/9/16 at IND (Willie Young, 3)

By Opp.: Time prior: 10/19/2014 vs. Miami (Jeremiah Ratliff, 3.5)
12/15/2014 vs. New Orleans (David Hawthorne, 3)
Time prior: 12/22/2013 at Philadelphia (Trent Cole, 3)

2-Plus Sacks by Individual

By BEARS: 10/31/16 vs. MIN (Akiem Hicks, 2)

Time prior: 10/20/16 at GB (Leonard Floyd, 2)
By Opp.: 11/20/16 at NYG (Jason Pierre-Paul, 2.5)
Time prior: 9/11/2016 at Houston (Whitney Mercilus, 2)

SPECIAL TEAMS

Blocked Extra Point

By BEARS: 12/6/2015 vs. San Francisco (Eddie Goldman, Phil Dawson was the kicker)
Time prior: 11/7/2010 at Buffalo (Israel Idonije, Rian Lindell was the kicker)
By Opp.: 10/4/2015 vs. Oakland (Denico Autry, Robbie Gould was the kicker)
Time prior: 12/4/2014 vs. Dallas (B. Church, Jay Feely was the kicker)

Blocked Field Goal

By BEARS: 10/20/16 at GB (Akiem Hicks blocks Mascon Crosby's 31-yard attempt)

Time prior: 10/11/2015 at Kansas City (Pernell McPhee blocks Cairo Santos' 27-yard attempt)
By Opp.: 12/23/2012 at Arizona (Adrian Wilson blocks Olindo Mare's 20-yard attempt)

Blocked Field Goal for TD

By BEARS: 10/1/1978 vs. Oakland (Mike Spivey 71-yard return; blocked by Virgil Livers)
By Opp.: 12/23/2012 at Arizona (Justin Bethel 82-yard return; blocked by Adrian Wilson)

Blocked Punt

By BEARS: 11/4/2012 at Tennessee (Sherrick McManis blocks Brett Kern's punt)
By Opp.: 12/27/2015 at Tampa Bay (Jeremiah George blocks Pat O'Donnell's punt)
Time prior: 9/14/2014 at San Francisco (Aaron Lynch blocks Pat O'Donnell's punt)

Blocked Punt for TD

By BEARS: 11/4/2012 at Tennessee (Corey Wootton 5-yard return; blocked by Sherrick McManis)
By Opp.: 9/14/1987 vs. N.Y. Giants (Tom Flynn recovered in end zone; blocked by Eric Howard)

Fake Field Goal for TD

By BEARS: 12/1/2002 (Brad Maynard 12-yard pass to Dustin Lyman)
By Opp.: 9/13/2012 (Tim Masthay 27-yard pass to Tom Crabtree)

Missed Extra Point (kick not blocked)

By BEARS: 11/20/16 at NYG (Connor Barth, wide right)

Time prior: 12/11/2005 at Pittsburgh (Robbie Gould, wide left)
By Opp.: 11/20/16 at NYG (Robbie Gould, hit left upright & Robbie Gould, wide left)
Time prior: 10/21/16 at GB (Mason Crosby, wide right)

Missed Field Goal Returned

By BEARS: 11/12/2006 at N.Y. Giants (Devin Hester, 108 yard TD)
By Opp.: 11/8/2009 vs. Arizona (Antrel Rolle, 59 yards)

Muff Recovered for TD

By BEARS: 10/19/2008 vs. Minnesota (Zackary Bowman, muffed punt recovered in end zone)
By Opp.: Never

Punt Returned for TD

By BEARS: 9/19/16 vs. Philadelphia (Eddie Royal, 65 yards)

Time prior: 10/20/2013 at Washington (Devin Hester, 81 yards)
By Opp.: 10/2/16 vs. DET (A.Roberts, 85 yards)
Time prior: 11/1/2015 vs. Minnesota (M. Sherels, 65 yards)

BEARS UPDATED "THE LAST TIME..."

100 or More Punt Return Yards by Individual

By BEARS: 11/13/2011 vs. Detroit (Devin Hester, 122 yards, TD on 3 returns)
Time prior: 10/15/2007 vs. Minnesota (Devin Hester, 108 yards, TD on 4 returns)

By Opp.: 10/2/16 vs. DET (A.Roberts, 100 yards, TD on 2 returns)

Time prior: 12/21/1997 at Tampa Bay (Karl Williams, 116 yards, TD on 6 returns)

Kickoff Returned for TD

By BEARS: 11/9/2014 at Green Bay (Chris Williams, 101 yards)
Time prior: 10/16/2011 vs. Minnesota (Devin Hester, 98 yards)

By Opp.: 9/27/2015 at Seattle (Tyler Lockett, 105 yards)
Time prior: 9/20/2015 vs. Arizona (David Johnson, 108 yards)

150 or More Kickoff Return Yards by Individual

By BEARS: 12/20/2015 at Minnesota (Deonte Thompson, 153 yards on 5 returns)
Time prior: 11/9/2014 at Green Bay (Chris Williams, 288 yards on 10 returns)

By Opp.: 12/10/2010 at Minnesota (Lorenzo Booker, 187 yards on 8 returns)
Time prior: 11/14/2010 vs. Minnesota (Percy Harvin, 151 yards on 6 returns)

Recovered Own Onside Kick

By BEARS: 11/27/16 vs. TEN (Adrian Amos recovered Connor Barth kick)

Time prior: 12/20/2015 at Minnesota (Sherrick McManis recovered Robbie Gould kick)

By Opp.: 12/4/2013 at Green Bay (Jamari Lattimore recovered Mason Crosby kick)
11/7/2004 at N.Y. Giants (Jack Brewer recovered Steve Christie kick)

5 or more Field Goals Made

By BEARS: 10/20/1968 at Philadelphia (Mac Percival, 5 of 5)

By Opp.: 10/9/16 at IND (Adam Vinatieri, 5 of 5)

Time prior: 10/28/2012 vs. Carolina (Justin Medlock, 5 of 5)

4 or more Field Goals Made

By BEARS: 12/27/2015 at Tampa Bay (Robbie Gould, 4 of 4)
Time prior: 10/18/2015 at Detroit (Robbie Gould, 4 of 4)

By Opp.: 9/27/2015 at Seattle (Steven Hauschka, 4 for 4)
Time prior: 9/22/2014 at N.Y. Jets (Nick Folk, 4 for 4)

3 or more Field Goals Made

By BEARS: 10/16/16 vs. JAX (Connor Barth 3 of 3)

Time prior: 10/9/16 at IND (Connor Barth 3 of 4)

By Opp.: 9/19/16 vs. Philadelphia (Caleb Sturgis, 3 of 3)

Time prior: 9/11/2016 at Houston (Nick Novak, 3 of 3)

FG Made of 50-or-More Yards

By BEARS: 11/13/16 at TB (Connor Barth, 54 yards)

Time prior: 12/27/2015 at Tampa Bay (Robbie Gould, 50 yards)

By Opp.: 10/9/16 at IND (Adam Vinatieri, 54 & 53 yards)

Time prior: 10/2/16 vs. DET (Matt Prater, 50 yards)

BEARS UPDATED CAREER RECORDS

CAREER COACHING RECORDS

	Years	Overall	Regular	Post-season
		W-L-T (Pct.)	W-L-T	W-L
1. George Halas	1920-29; 33-42; 46-55; 58-67	324-151-31 (.682)	318-148-31	6-3
2. Mike Ditka	1982-92	112-68-0 (.622)	106-62-0	6-6
3. Lovie Smith	2004-12	84-66-0 (.560)	81-63-0	3-3
4. Dave Wannstedt	1993-98	41-57-0 (.418)	40-56-0	1-1
5. Dick Jauron	1999-2003	35-46-0 (.432)	35-45-0	0-1
6. Neill Armstrong	1978-81	30-35-0 (.462)	30-34-0	0-1
7. Ralph Jones	1930-32	24-10-7 (.706)	24-10-7	None
8. Heartley "Hunk" Anderson/ Luke Johnsos (co-coaches)	1942-45	24-12-2 (.667)	23-11-2	1-1
9. Jack Pardee	1975-77	20-23-0 (.465)	20-22-0	0-1
10. Jim Dooley	1968-71	20-36-0 (.357)	20-36-0	None
11. John "Paddy" Driscoll	1956-57	14-10-1 (.583)	14-9-1	0-1
12. Marc Trestman	2013-14	13-19-0 (.406)	13-19-0	None
13. Abe Gibron	1972-74	11-30-1 (.274)	11-30-1	None
14. John Fox	2015-16	8-19-0 (.296)	8-19-0	None
TOTALS	1920-2016	760-582-42 (.549)	743-564-42	17-18

CAREER SCORING

	Years	Ru	Rec	Ret	PAT	FG	2pts	Pts
1. Robbie Gould (k)	2005-15	0	0	0	379/383	276/323	0	1,207
2. Kevin Butler (k)	1985-95	0	0	0	387/397	243/332	0	1,116
3. Walter Payton (hb)	1975-87	110	15	0	0	0	0	750
4. Bob Thomas (k)	1975-84	0	0	0	245/268	128/205	0	629
5. George Blanda (k-qb)	1949-58	5	0	0	247/250	88/201	0	541
6. Paul Edinger (k)	2000-04	0	0	0	133/133	110/146	0	463
7. Mac Percival (k)	1967-73	0	0	0	159/162	99/182	0	456
8. Neal Anderson (rb)	1986-93	51	20	0	0	0	0	426
9. Matt Forté	2008-15	45	19	0	0/0	0/0	6	396
10. Roger Leclerc (k)	1960-66	0	0	0	152/158	75/146	0	377
11. Jack Manders (fb-lb-hb-db-k)	1933-40	11	6	2	133/*	40/*	0	367
12. Rick Casares (fb)	1955-64	49	10	0	0	0	0	354
13. Gale Sayers (rb)	1965-71	39	9	8	0	0	0	336
14. Ken Kavanaugh (e)	1940-41; 45-50	0	50	2	1/1	0	0	313
15. Johnny Lujack (qb-k)	1948-51	21	0	0	130/136	4/9	0	268
16. Jeff Jaeger (k)	1996-99	0	0	0	77/78	63/83	0	266
17. Joe Sternaman (qb-k)	1922-25; 27-30	21	4	0	56/*	13/*	0	251
18. Harlon Hill (e)	1954-61	0	40	0	0	0	0	240
19. George McAfee (hb-db)	1940-41; 45-50	22	11	6	0	0	0	234
20. Ray "Scooter" McLean (hb-db-k)	1940-47	6	21	3	45/54	0/1	0	225

* figures not available

CAREER INTERCEPTIONS

	Years	Int	Yards	Avg	TD
1. Gary Fencik (s)	1976-87	38	483	12.7	1
2. Richie Petitbon (s)	1959-68	37	643	17.4	3
3. Charles Tillman (cb)	2003-14	36	675	18.8	8
4. Donnell Woolford (cb)	1989-96	32	212	6.6	1
5. Bennie McRae (cb)	1962-70	27	485	18.0	4
6. Dave Whitsell (cb)	1961-66	26	397	15.3	2
7. George McAfee (db)	1940-41; 45-50	25	350	14.0	1
8. JC Caroline (db)	1956-65	24	405	16.9	2
Doug Buffone (lb)	1966-79	24	211	8.8	0
10. Roosevelt Taylor (s)	1961-69	23	414	18.0	3
11. Brian Urlacher (lb)	2000-12	22	324	14.7	2
Dick Butkus (lb)	1965-73	22	166	7.5	0
Allan Ellis (cb)	1973-77; 79-80	22	185	8.4	1

BEARS UPDATED CAREER RECORDS

CAREER RUSHING

	Years	Att	Yards	Avg	TD
1. Walter Payton.....	1975-87	3,838	16,726	4.4	110
2. Matt Forté.....	2008-15	2,035	8,602	4.2	45
3. Neal Anderson.....	1986-93	1,515	6,166	4.1	51
4. Rick Casares (fb).....	1955-64	1,386	5,657	4.1	49
5. Gale Sayers.....	1965-71	991	4,956	5.0	39
6. Thomas Jones.....	2004-06	850	3,493	4.1	22
7. Anthony Thomas.....	2001-04	858	3,332	3.9	21
8. Roland Harper (fb).....	1975-78; 80-82	757	3,044	4.0	15
9. Willie Galimore.....	1957-63	670	2,985	4.5	26
10. Matt Suhey (fb).....	1980-89	829	2,946	3.6	20
11. Ronnie Bull (hb/fb).....	1962-70	787	2,871	3.7	9
12. Bronko Nagurski (fb).....	1930-37; 43	633	2,778	4.4	18
13. Bobby Douglass (qb).....	1969-75	373	2,470	6.6	20
14. Ray Nolting.....	1936-43	508	2,285	4.5	16
15. Raymont Harris.....	1994-97	592	2,245	3.8	15
16. George Gulyanics.....	1947-52	609	2,081	4.1	19
17. Brad Muster (fb).....	1988-92	455	2,014	4.4	20
18. James Allen.....	1998-2001	515	1,978	3.8	4
19. Gary Famiglietti.....	1938-45	505	1,927	3.8	20
20. Beattie Feathers.....	1934-37	320	1,846	5.8	14
21. Bill Osmanski (fb).....	1939-43; 46-47	368	1,753	4.8	20
22. George McAfee.....	1940-41; 45-50	341	1,685	4.9	22
23. Rashaan Salaam.....	1995-97	470	1,682	3.6	13
24. Jim Harbaugh (qb).....	1987-93	296	1,609	5.4	15
25. Cedric Benson.....	2005-07	420	1,593	3.8	10

CAREER PASSING

(400+ Attempts)	Years	Att	Cmp	Cmp%	Yards	Y/Att	TD	TD%	Int	Int%	Rating
1. Jay Cutler.....	2009-16	3,271	2,020	61.8	23,443	7.17	154	4.7	109	3.3	85.2
2. Erik Kramer.....	1994-98	1,557	913	58.6	10,582	6.80	63	4.0	45	2.9	80.7
3. Jim McMahon.....	1982-88	1,513	874	57.8	11,203	7.37	67	4.4	56	3.7	80.4
4. Jim Miller.....	1999-2002	965	565	58.5	5,867	6.08	34	3.5	26	2.7	76.7
5. Shane Matthews.....	1993-96; 99-01	599	366	61.1	3,461	5.78	19	3.2	18	3.0	75.1
6. Sid Luckman.....	1939-50	1,744	904	51.8	14,686	8.42	137	7.9	132	7.6	75.0
7. Jim Harbaugh.....	1987-93	1,759	1,023	58.1	11,567	6.58	50	2.8	56	3.2	74.2
8. Bill Wade.....	1961-66	1,407	767	54.5	9,958	7.08	68	4.8	66	4.7	73.4
9. Rudy Bukich.....	1958-59; 62-68	878	474	54.0	6,254	7.12	46	5.2	45	5.1	72.8
10. Kyle Orton.....	2005-08	913	505	55.3	5,319	5.83	30	3.3	27	3.1	71.1
11. Rex Grossman.....	2003-08	962	521	54.2	6,164	6.41	33	3.4	35	3.6	70.1
12. Cade McNown.....	1999-2000	515	281	54.6	3,111	6.04	16	3.1	19	3.7	67.7
13. Johnny Lujack.....	1948-51	808	404	50.0	6,295	7.79	41	5.1	54	6.7	65.3
14. Mike Tomczak.....	1985-90	915	454	49.6	6,247	6.83	33	3.6	47	5.1	62.5
Ed Brown.....	1954-61	1,246	607	48.7	9,698	7.78	63	5.1	88	7.1	62.5

CAREER SACKS (SINCE 1982)

	Years	Sacks
1. Richard Dent.....	1983-93; 95	124.5
2. Steve McMichael.....	1982-93	92.5
3. Dan Hampton.....	1982-90	57.0
4. Alex Brown.....	2002-09	43.5
5. Trace Armstrong.....	1989-94	42.0
Adewale Ogunleye.....	2004-09	42.0
7. Brian Urlaher.....	2000-12	41.5
8. Jim Flanigan.....	1994-2000	40.5
9. Julius Peppers.....	2010-13	38.0
10. Otis Wilson.....	1982-87	36.0

CAREER FIELD GOALS

	Years	FG	FGA	Pct.
1. Robbie Gould.....	2005-15	276	323	85.4
2. Kevin Butler.....	1985-95	243	332	73.2
3. Bob Thomas.....	1975-84	128	205	62.4
4. Paul Edinger.....	2000-04	110	146	75.3
5. Mac Percival.....	1967-73	99	182	54.4

BEARS UPDATED CAREER RECORDS

CAREER RECEIVING

— YARDS —

	Years	Yards	Receptions	Avg	TD
1. Johnny Morris (wr).....	1958-67	5,059	356	14.2	31
2. Harlon Hill (wr).....	1954-61	4,616	226	20.4	40
3. Walter Payton (rb).....	1975-87	4,538	492	9.2	15
4. Mike Ditka (te).....	1961-66	4,503	316	14.3	34
5. Curtis Conway (wr).....	1993-99	4,498	329	13.7	31
6. Alshon Jeffery (wr).....	2012-16	4,358	292	14.9	25
7. Matt Forté (rb).....	2008-15	4,116	487	8.5	19
8. Marty Booker (wr).....	1999-2003; 08	3,895	329	11.8	25
9. Willie Gault (wr).....	1983-87	3,650	184	19.8	27
10. Ken Kavanaugh (e).....	1940-41; 45-50	3,626	162	22.4	50
11. Dick Gordon (wr).....	1965-71	3,550	238	14.9	35
12. Brandon Marshall (wr).....	2012-14	3,524	279	12.5	31
13. James Scott (wr).....	1976-80; 82	3,202	177	18.1	20
14. Jim Dooley (wr).....	1952-54; 56-57; 59-62	3,172	211	15.0	16
15. Jim Keane (e).....	1946-51	3,031	206	14.7	23
16. Wendell Davis (wr).....	1988-93	3,000	207	14.5	14
17. Dennis McKinnon (wr).....	1983-85; 87-89	2,840	180	15.8	21
18. Bobby Engram (wr).....	1996-2000	2,831	246	11.5	17
19. Bill McColl (e).....	1952-59	2,815	201	14.0	25
20. Devin Hester (wr).....	2006-13	2,807	217	12.9	14
21. Neal Anderson (rb).....	1986-93	2,763	302	9.1	20
22. Emery Moorehead (te).....	1981-88	2,730	200	13.7	14
23. Marcus Robinson (wr).....	1998-2002	2,695	187	14.4	20
24. Desmond Clark (te).....	2003-10	2,639	242	10.9	18
25. Earl Bennett (wr).....	2008-13	2,277	185	12.3	12

— RECEPTIONS —

	Years	Receptions	Yards	Avg	TD
1. Walter Payton (rb).....	1975-87	492	4,538	9.2	15
2. Matt Forté (rb).....	2008-15	487	4,116	8.5	19
3. Johnny Morris (wr).....	1958-67	356	5,059	14.2	31
4. Marty Booker (wr).....	1999-2003; 08	329	3,895	11.8	25
Curtis Conway (wr).....	1993-99	329	4,498	13.7	31
6. Mike Ditka (te).....	1961-66	316	4,503	14.3	34
7. Neal Anderson (rb).....	1986-93	302	2,763	9.1	20
8. Alshon Jeffery (wr).....	2012-16	292	4,358	14.9	25
9. Brandon Marshall (wr).....	2012-14	279	3,524	12.5	31
10. Matt Suhey (fb).....	1980-89	260	2,113	8.1	5
11. Bobby Engram (wr).....	1996-2000	246	2,831	11.5	17
12. Desmond Clark (te).....	2003-10	242	2,639	10.9	18
13. Dick Gordon (wr).....	1965-71	238	3,550	14.9	35
14. Harlon Hill (wr).....	1954-61	226	4,616	20.4	40
15. Devin Hester (wr).....	2006-13	217	2,807	12.9	14
16. Jim Dooley (wr).....	1952-54; 56-57; 59-62	211	3,172	15.0	16
17. Martellus Bennett (te).....	2013-15	208	2,114	10.2	14
18. Wendell Davis (wr).....	1988-93	207	3,000	14.5	14
19. Jim Keane (e).....	1946-51	206	3,031	14.7	23
20. Bill McColl (e).....	1952-59	201	2,815	14.0	25
21. Emery Moorehead (te).....	1981-88	200	2,730	13.7	14
22. Greg Olsen (te).....	2007-10	194	1,981	10.2	20
23. Marcus Robinson (wr).....	1998-2002	187	2,695	14.4	20
24. Earl Bennett (wr).....	2008-13	185	2,277	12.3	11
25. Willie Gault (wr).....	1983-87	184	3,650	19.8	27

BEARS UPDATED CAREER RECORDS

CAREER KICKOFF RETURNS

	Years	Returns	Yards	Avg	TD
1. Devin Hester	2006-13	222	5,504	24.8	5
2. Glyn Milburn	1998-2001	192	4,596	23.9	2
3. Dennis Gentry	1982-92	192	4,353	22.7	3
4. Jerry Azumah	1999-2005	119	2,885	24.2	2
5. Gale Sayers	1965-71	91	2,781	30.6	6
6. Danieal Manning	2006-10	101	2,711	26.8	1
7. Cecil Turner	1968-73	108	2,616	24.2	4
8. Ron Smith	1965; 70-72	85	2,263	26.6	1
9. Brian Baschnagel	1976-84	89	2,104	23.6	0
10. Nate Lewis	1994-95	77	1,778	23.1	0
11. Charlie Bivins	1960-66	62	1,531	24.7	0
12. Johnny Knox	2009-11	55	1,506	27.4	1
13. Thomas Sanders	1985-89	79	1,497	18.9	1
14. Ahmad Merritt	2001-03	65	1,434	22.1	0
15. Rashied Davis	2005-10	70	1,366	19.5	0

CAREER PUNT RETURNS

	Years	Returns	Yards	Avg	TD
1. Devin Hester	2006-13	264	3,241	12.3	*13
2. George McAfee	1940-41; 45-50	112	1,431	12.8	2
3. Dennis McKinnon	1983-85; 87-89	127	1,171	9.2	3
4. Jeff Fisher	1981-84	123	1,137	9.2	1
5. R.W. McQuarters	2000-04	93	983	10.6	2
6. Glyn Milburn	1998-2001	94	970	10.3	1
7. Johnny Morris	1958-67	104	893	8.6	1
8. Steve Schubert	1975-79	103	866	8.4	3
9. Virgil Livers	1975-79	86	738	8.6	0
10. Johnny Bailey	1990-91	72	680	9.4	1
11. J.R. Boone	1948-51	56	635	11.3	0
12. Ray "Scooter" McLean	1940-47	42	622	14.8	3
13. Leon Johnson	2001-02	56	543	9.7	0
14. Ron Smith	1965; 70-72	86	485	5.6	0
15. Lew Barnes	1986	59	482	8.5	0

* NFL Record

CAREER PUNTING

(100+ Punts)	Years	Punts	Yards	Gross Avg
1. George Gulyanics	1947-52	113	5,032	44.5
2. Patrick O'Donnell	2014-16	193	8,495	44.0
3. Adam Podlesh	2011-13	238	10,065	42.3
4. Todd Sauerbrun	1995-99	328	13,849	42.2
5. Bobby Joe Green	1962-73	833	35,057	42.1
6. Brad Maynard	2001-10	878	36,781	41.9
7. Fred "Curley" Morrison	1950-53	243	10,170	41.9
8. Bryan Wagner	1987-88	115	4,743	41.2
9. Maury Buford	1985-86; 89-91	354	14,451	40.8
10. Ed Brown	1954-61	343	13,912	40.6

2016 CHICAGO BEARS



**2016 BIO BITS &
SUPPLEMENTAL
BIOS**



49 SAM ACHO

Ht: 6-3 Wt: 260
 Age: 27 College: Texas
 Bears Season: 2 NFL Season: 6
 Acquired: Unrestricted free agent in 2015 (ARI)

LINEBACKER

2016 CHICAGO BEARS

Date	W/L	Opp.	Tkls-S	Sk-YL	INT-Yds	PD	FF	FR	TFL
9/11	L	at HOU	1-1	0-0	0-0	0	0	0	0
9/19	L	PHI	3-2	1-3	0-0	0	0	0	0
9/25	L*	at DAL	4-3	0-0	0-0	0	0	0	1
10/2	W*	DET	1-1	0-0	0-0	0	0	0	0
10/9	L*	at IND	1-0	0-0	0-0	0	0	0	1
10/16	L*	JAC	3-3	0-0	0-0	0	0	0	1
10/20	L	at GB	3-1	0-0	0-0	1	0	0	0
10/31	W	MIN	1-0	0-0	0-0	0	0	0	0
11/13	L	at TB	2-1	0-0	0-0	0	0	0	0
11/20	L	at NYG	1-1	0-0	0-0	0	1	0	0
11/27	L*	TEN	2-1	0-0	0-0	0	0	0	0
12/4		SF							
12/11		at DET							
12/18		GB							
12/24		WAS							
1/1		at MIN							
Totals	1-4		22-14	1-3	0-0	1	1	0	3


SAM ACHO'S NFL STATISTICS

REGULAR SEASON

Year	Team	GP	GS	Tackles				Interceptions				Fumbles			Misc.			
				Tot	S	A	Sk	Yds	No	Yds	Lg	TD	PD	FF	FR	Yds	TFL	STT
2011	Arizona	16	10	36	30	6	7.0	50.0	0	0	-	0	2	4	1	1	5.0	7
2012	Arizona	16	16	45	32	13	4.0	18.0	2	2	2	0	3	2	0	0	6.0	3
2013	Arizona	3	2	3	3	0	1.0	9.0	0	0	-	0	0	1	1	0	1.0	2
2014	Arizona	16	4	28	21	7	1.0	15.0	1	3	3	0	3	0	0	0	4.0	3
2015	Chicago	15	7	60	31	29	0.0	0.0	0	0	-	0	1	1	1	0	3.0	8
2016	Chicago	11	5	22	14	8	1.0	3.0	0	0	-	0	1	1	0	0	3.0	2
Bears totals		26	12	81	45	37	1.0	3.0	0	0	-	0	2	2	1	0	6.0	10
NFL totals		77	44	194	131	63	14.0	95.0	3	5	3	0	10	9	3	1	22.0	23

SEASON / CAREER / PLAYOFF HIGHS

	2016	Career	Playoff
Tackles	4, at DAL (9/25)	8, twice	7, at CAR (1/3/15)
Solos	3, twice	5, twice	2, at CAR (1/3/15)
Sacks	1, vs. PHI (9/19)	2, at STL (11/27/11)	1, at CAR (1/3/15)
Tackles for losses	1, three times	2, twice	None



76

MIKE
ADAMS

Ht: 6-7

Age: 26

Bears Season: 1

Acquired: Free agent in 2016

Wt: 323

College: Ohio State

NFL Season: 5

OFFENSIVE LINE

MIKE ADAMS' NFL STATISTICS

GAMES PLAYED-STARTED - 42-20: 2012 PIT (10-6); 2013 PIT (15-10); 2014 PIT (16-4); 2016 CHI (11-1).



38 ADRIAN AMOS

Ht: 6-0 **Wt:** 214
Age: 23 **College:** Penn State
Bears Season: 2 **NFL Season:** 2
Acquired: 5th round of the 2015 draft (142nd overall)

DEFENSIVE BACK

2016 CHICAGO BEARS

Date	W/L	Opp.	Tkls-S	Sk-YL	INT-Yds	PD	FF	FR	TFL
9/11	L*	at HOU	5-5	0-0	0-0	0	0	0	1
9/19	L*	PHI	2-2	0-0	0-0	0	0	0	0
9/25	L*	at DAL	3-3	0-0	0-0	0	0	1	0
10/2	W*	DET	6-5	0-0	0-0	1	0	0	0
10/9	L*	at IND	4-3	0-0	0-0	0	1	0	0
10/16	L*	JAC	3-3	0-0	0-0	1	0	0	0
10/20	L*	at GB	8-6	0-0	0-0	0	0	0	0
10/31	W*	MIN	5-5	0-0	0-0	0	0	0	0
11/13	L	at TB	4-4	0-0	0-0	0	0	0	0
11/20	L*	at NYG	6-4	0-0	0-0	1	0	0	0
11/27	L*	TEN	4-4	0-0	0-0	1	0	0	1
12/4		SF							
12/11		at DET							
12/18		GB							
12/24		WAS							
1/1		at MIN							
Totals	2-9		50-44	0-0	0-0	3	1	1	2

ADRIAN AMOS' CAREER STATISTICS

REGULAR SEASON

Year	Team	GP	GS	Tackles					Interceptions				Fumbles			Misc.		
				Tot	S	A	Sk	Yds	No	Yds	Lg	TD	PD	FF	FR	Yds	TFL	STT
2015	Chicago	16	16	67	57	10	1.0	7.0	0	0	-	0	4	0	0	0	2.0	1
2016	Chicago	11	11	50	44	6	0	0	0	0	-	0	4	1	1	0	2.0	1
NFL totals		27	27	117	101	16	1.0	7.0	0	0	-	0	8	1	1	0	4.0	2

SEASON / CAREER / PLAYOFF HIGHS

	2016	Career	Playoff
Tackles	8, at GB (10/20)	11, vs. WAS (12/13/15)	None
Solos	6, at GB (10/20)	9, vs. WAS (12/13/15)	None
Tackles For Loss	None	1, three times	None
Interceptions	None	None	None
Sacks	None	1, vs. DEN (11/22/15)	None



58

JONATHAN ANDERSON

Ht: 6-1 Wt: 235
 Age: 24 College: TCU
 Bears Season: 2 NFL Season: 2
 Acquired: Undrafted free agent in 2015

LINEBACKER

2016 CHICAGO BEARS

Date	W/L	Opp.	Tkls-S	Sk-YL	INT-Yds	PD	FF	FR	TFL
9/11	L	at HOU	0-0	0-0	0-0	0	0	0	0
9/19	L	PHI	0-0	0-0	0-0	0	0	0	0
9/25	L	at DAL	2-1	0-0	0-0	0	0	0	0
10/2	W	DET	PRACTICE SQUAD						
10/9	L	at IND	PRACTICE SQUAD						
10/16	L	JAC	PRACTICE SQUAD						
10/20	L	at GB	PRACTICE SQUAD						
10/31	W	MIN	PRACTICE SQUAD						
11/13	L	at TB	PRACTICE SQUAD						
11/20	L	at NYG	PRACTICE SQUAD						
11/27	L	TEN	0-0	0-0	0-0	0	0	0	0
12/4		SF							
12/11		at DET							
12/18		GB							
12/24		WAS							
1/1		at MIN							
Totals	0-0		0-0	0-0	0-0	0	0	0	0

JONATHAN ANDERSON'S NFL STATISTICS

REGULAR SEASON

Year	Team	GP	GS	Tackles				Interceptions				Fumbles			Misc.			
				Tot	S	A	Sk	Yds	No	Yds	Lg	TD	PD	FF	FR	Yds	TFL	STT
2015	Chicago	11	3	34	30	4	0.0	0.0	1	0	0	0	2	0	0	0	1.0	3
2016	Chicago	4	0	2	1	1	0.0	0.0	0	0	0	0	0	0	0	0	0	2
NFL totals		15	3	36	31	5	0.0	0.0	1	0	0	0	2	0	0	0	1.0	5

SEASON / CAREER / PLAYOFF HIGHS

	2016	Career	Playoff
Tackles	2, at DAL (9/25)	13, at SD (10/9/15).....	None
Solos	1, at DAL (9/25)	11, at SD (10/9/15).....	None
Tackles For Loss .	None	1, twice.....	None
Sacks	None	None	None



12 MATT BARKLEY

Ht: 6-2 **Wt:** 227
Age: 26 **College:** USC
Bears Season: 1 **NFL Season:** 4
Acquired: Aquired from waivers from ARI in 2016

QUARTERBACK

2016 CHICAGO BEARS

Date	W/L	Opp.	Att	Cmp	Yds	Pct.	TD	INT	Lg	Sk/Lst	Rtg
9/11	L	at HOU									
9/19	L	PHI									
9/25	L	at DAL									
10/2	W	DET									
10/9	L	at IND									
10/16	L	JAC									
10/20	L	at GB	15	6	81	40.0	0	2	26	1/10	18.3
10/31	W	MIN									
11/13	L	at TB									
11/20	L	at NYG									
11/27	L*	TEN	54	28	316	51.9	3	2	23	0/0	72.8
12/4		SF									
12/11		at DET									
12/18		GB									
12/24		WAS									
1/1		at MIN									
Totals	0-0		69	34	397	49.3	3	4	26	1/10	57.5

MATT BARKLEY'S NFL STATISTICS

REGULAR SEASON

Year	Team	GP-GS	Att	Cmp	Pct	Yds	Yds/Att	TD	Int	Lg	Sk-Yds	Rating
2013	PHI	3-0	49	30	61.2	300	6.1	0	4	26	3-24	44.6
2014	PHI	1-0	1	0	0.0	0	0.0	0	0	0	0-0	39.6
2016	Chicago	2-1	69	34	49.3	397	5.8	3	4	26	1-10	57.5
NFL totals		6-1	119	64	53.8	697	5.9	3	8	26	4-34	51.7

Record as Starter: 0-1 (.000). 2016 (0-1)

ADDITIONAL STATS: Fumbles-Lost -- (3-1): 2013 (3-1).

Year	Team	Rush	Yds	Avg	Lg	TD
2013	PHI	2	-2	-1.0	-1	0
2014	PHI	3	0	0.0	0	0
2016	Chicago	3	-1	-0.3	-1	0
NFL totals		8	-3	-0.5	0	0

SEASON / CAREER / PLAYOFF HIGHS

	2016	Career	Playoff
Attempts	54, vs. TEN (11/27).....	Same	None
Completions	28, vs. TEN (11/27).....	Same	None
Passing Yards	316, vs. TEN (11/27).....	Same	None
TD Passes	3, vs. TEN (11/27).....	Same	None
Interceptions	2, twice	3, vs. DAL (10/20/13).....	None
Longest Completion ..	26, at GB (10/20).....	26, twice	None



4

CONNOR BARTH

Ht: 5-11

Wt: 200

Age: 30

College: North Carolina

Bears Season: 3

NFL Season: 9

Acquired: Free agent in 2016 (NO)

KICKER

2016 CHICAGO BEARS

Date	W/L	Opp.	PAT	FG	PTS	FGs (Missed)
9/11	L	at HOU	2-2	0-0	2	0
9/19	L	PHI	2-2	0-1	2	(31)
9/25	L	at DAL	2-2	1-1	5	34
10/2	W	DET	2-2	1-2	5	25, (50)
10/9	L	at IND	2-2	3-4	11	35, 49, (49), 24
10/16	L	JAC	1-1	3-3	10	36, 24, 32
10/20	L	at GB	1-1	1-1	4	39
10/31	W	MIN	2-2	2-2	8	30, 28
11/13	L	at TB	1-1	1-1	4	54
11/20	L	at NYG	1-2	1-2	4	40, (51)
11/27	L	TEN	3-3	0-0	3	
12/4		SF				
12/11		at DET				
12/18		GB				
12/24		WAS				
1/1		at MIN				
Totals	0-0		19-20	13-17	58	

CONNOR BARTH'S NFL STATISTICS

REGULAR SEASON

Year	Team	GP	FG-FGA	Pct	Lg	Blk	XP-XPA	Pct	Blk	Points
2008	Kansas City	10	10-12	83.3	45	0	24-24	100.0	0	54
2009	Tampa Bay	9	14-19	73.7	54	0	12-12	100.0	0	54
2010	Tampa Bay	16	23-28	82.1	53	0	36-36	100.0	0	105
2011	Tampa Bay	16	26-28	92.9	55	0	23-23	100.0	0	101
2012	Tampa Bay	15	28-33	84.8	57	0	39-39	100.0	0	123
2014	Denver	5	15-16	93.8	50	0	15-15	100.0	0	60
2015	Tampa Bay	12	23-28	82.1	53	0	25-26	96.2	0	94
2016	Chicago	11	13-17	76.5	49	0	19-20	100.0	0	55
NFL Totals		94	152-181	84.0	57	0	193-195	99.0	0	646

ADDITIONAL STATS: Punting -- 2 for 79 yards; 2009 (1 for 46 yards), 2010 (1 for 33 yards).

Year	Team	1-19	Pct	20-29	Pct	30-39	Pct	40-49	Pct	50+ Pct
2008	Kansas City	0-0	-	6-6	100.0	3-4	75.0	1-1	100.0	0-1 0.0
2009	Tampa Bay	0-0	-	2-2	100.0	4-6	66.7	5-7	71.4	3-4 75.0
2010	Tampa Bay	0-0	-	6-6	100.0	10-10	100.0	6-10	60.0	1-2 50.0
2011	Tampa Bay	0-0	-	5-5	100.0	6-6	100.0	13-14	92.9	2-3 66.7
2012	Tampa Bay	0-0	-	7-7	100.0	3-4	75.0	12-13	92.3	6-9 66.7
2014	Denver	2-2	100.0	4-4	100.0	5-5	100.0	3-4	75.0	1-1 100.0
2015	Tampa Bay	0-0	-	9-9	100.0	8-8	100.0	3-6	50.0	3-5 60.0
2016	Chicago	0-0	-	4-4	100.0	6-7	85.7	2-3	66.7	1-3 33.3
NFL Totals		2-2	100.0	43-43	100.0	45-50	90.0	45-58	77.6	17-28 60.7

SEASON / CAREER / PLAYOFF HIGHS

	2016	Career	Playoff
FG Attempts	4, at IND (10/9)	5, three times	3, vs. NO (1/21/07)
Made FGs	3, twice	4, seven times.....	3, vs. NO (1/21/07)
Longest FG	54, at TB (11/13).....	57, at DEN (12/11/11) ...	49, vs. SEA (1/14/07)
PAT Attempts	2, five times.....	6, four times.....	5, vs. SEA (1/16/11)
Made PATs	2, five times.....	6, four times.....	5, vs. SEA (1/16/11)
Points	11, at IND (10/9).....	16, two times.....	13, vs. NO (1/21/07)



20

DE'VANTE BAUSBY

Ht: 6-2 Wt: 190
 Age: 23 College: Pittsburg State
 Bears Season: 1 NFL Season: 1
 Acquired: Waived free agent in 2015 (KC)

DEFENSIVE BACK

2016 CHICAGO BEARS

Date	W/L	Opp.	Tkls-S	Sk-YL	INT-Yds	PD	FF	FR	TFL
9/11	L	at HOU							
9/19	L	PHI							
9/25	L	at DAL							
10/2	W	DET							
10/9	L	at IND							
10/16	L	JAC							
10/20	L	at GB	8-7	0-0	0-0	0	0	0	0
10/31	W	MIN	4-4	0-0	0-0	0	0	0	0
11/13	L	at TB	0-0	0-0	0-0	0	0	0	0
11/20	L	at NYG							
11/27	L	TEN							
12/4		SF							
12/11		at DET							
12/18		GB							
12/24		WAS							
1/1		at MIN							
Totals	0-0		12-11	0-0	0-0	0	0	0	0

DE'VANTE BAUSBY'S CAREER STATISTICS

REGULAR SEASON

Year	Team	GP	GS	Tackles					Interceptions				Fumbles			Misc.			
				Tot	S	A	Sk	Yds	No	Yds	Lg	TD	PD	FF	FR	Yds	TFL	STT	
2016	Chicago	3	0	12	11	1	0	0	0	0	0	-	0	0	0	0	0	0	0

SEASON / CAREER / PLAYOFF HIGHS

	2016	Career	Playoff
Tackles	8, at GB (10/20)	Same	None
Solos	7, at GB (10/20)	Same	None
Tackles For Loss	None	Same	None
Interceptions	None	Same	None
Sacks	None	Same	None



43 JOIQUE BELL

Ht: 5-11 Wt: 231
Age: 30 College: Wayne State
Bears Season: 1 NFL Season: 6
Acquired: Signed free agent in 2016

RUNNING BACK

2016 CHICAGO BEARS

Date	W/L	Opp.	Rush	Yds	Avg	Lg	TD	Rec	Yds	Avg	TD	Lg
9/11	L	at HOU										
9/19	L	PHI										
9/25	L	at DAL										
10/2	W	DET	3	6	2.0	6	0	0	0	0.0	0	-
10/9	L	at IND	0	0	0.0	0	0	0	0	0.0	0	-
10/16	L	JAC	0	0	0.0	0	0	0	0	0.0	0	-
10/20	L	at GB	0	0	0.0	0	0	0	0	0.0	0	-
10/31		MIN										
11/13		at TB										
11/20		at NYG										
11/27		TEN										
12/4		SF										
12/11		at DET										
12/18		GB										
12/24		WAS										
1/1		at MIN										
Totals	0-0		3	6	2.0	6	0	0	0	0.0	0	-

WAIVED 10/24



11

JOSH BELLAMY

Ht: 6-0 Wt: 211
 Age: 27 College: Louisville
 Bears Season: 3 NFL Season: 2
 Acquired: Waived free agent in 2014 (NO)

WIDE RECEIVER

2016 CHICAGO BEARS

Date	W/L	Opp.	Rec	Yds	Avg	Lg	TD	Rush	Yds	TD	Lg
9/11	L	at HOU	0	0	-	-	0	0	0	0	-
9/19	L	PHI	0	0	-	-	0	0	0	0	-
9/25	L	at DAL	0	0	-	-	0	0	0	0	-
10/2	W	DET	0	0	-	-	0	0	0	0	-
10/9	L	at IND	1	14	14.0	14	0	0	0	0	-
10/16	L	JAC	0	0	-	-	0	1	7	0	7
10/20	L	at GB	2	32	16.0	25	0	0	0	0	-
10/31	W	MIN	1	4	4.0	4	0	0	0	0	-
11/13	L	at TB	0	0	-	-	0	0	0	0	-
11/20	L	at NYG	2	32	16.0	23	0	0	0	0	-
11/27	L	TEN	4	41	10.3	15	0	0	0	0	-
12/4		SF									
12/11		at DET									
12/18		GB									
12/24		WAS									
1/1		at MIN									
Totals	0-0		10	123	12.3	25	0	1	7	0	7

JOSH BELLAMY'S NFL STATISTICS


REGULAR SEASON

Year	Team	GP-GS	Rec	Yds	Avg	Lg	TD	Rush	Yds	Avg	Lg	TD	STT
2012	Kansas City	3-0	0	0	-	-	0	0	0	-	-	0	0
2013	Washington	5-0	0	0	-	-	0	0	0	-	-	0	0
2014	Chicago	4-0	0	0	-	-	0	0	0	-	-	0	0
2015	Chicago	16-3	19	224	11.8	48t	2	0	0	-	-	0	10
2016	Chicago	11-0	10	123	13.7	25	0	1	7	7.0	7	0	3
Bears totals		31-3	29	347	12.0	48t	2	1	7	7.0	7	0	13
NFL totals		39-3	29	347	12.0	48t	2	1	7	7.0	7	0	13

ADDITIONAL STATS: Kickoff Returns - 6 for 113: 2012 KC (5 for 101); 2015 CHI (1 for 12).

SEASON / CAREER / PLAYOFF HIGHS

	2016	Career	Playoff
Receptions	4, vs. TEN (11/27).....	6, at KC (10/11/15).....	None
Receiving Yards	41, vs. TEN (11/27)....	57, vs. DEN (11/22/15)..	None
Longest Reception .	25 at GB (10/20).....	48t, vs. ARI (9/20/15)..	None
Receivng TDs	None.....	1, twice.....	None



84 BEN BRAUNECKER

Ht: 6-4
Age: 22

Wt: 265
College: Harvard

Acquired: Free agent in 2016

TIGHT END

2016 CHICAGO BEARS

Date	W/L	Opp.	Rec	Yds	Avg	Lg	TD	Rush	Yds	TD	Lg
9/11	L	HOU	PRACTICE SQUAD								
9/19	L	PHI	PRACTICE SQUAD								
9/25	L	at DAL	PRACTICE SQUAD								
10/2	W	DET	0	0	0.0	-	0	0	0	0	0
10/9	L	at IND	0	0	0.0	-	0	0	0	0	0
10/16	L	JAC	0	0	0.0	-	0	0	0	0	0
10/20	L*	at GB	0	0	0.0	-	0	0	0	0	0
10/31	W	MIN	1	8	8.0	8	0	0	0	0	0
11/13	L	at TB	0	0	0.0	-	0	0	0	0	0
11/20	L	at NYG	0	0	0.0	-	0	0	0	0	0
11/27	L	TEN	1	14	14.0	14	0	0	0	0	0
12/4		SF									
12/11		at DET									
12/18		GB									
12/24		WAS									
1/1		at MIN									
Totals	0-1		2	22	11.0	14	0	0	0	0	0

BEN BRAUNECKER'S NFL STATISTICS

REGULAR SEASON

Year	Team	GP-GS	Rec	Yds	Avg	Lg	TD
2016	Chicago	8-1	2	22	11.0	14	0

ADDITIONAL STATS: Special Teams Tackles - 2016- 1

SEASON / CAREER / PLAYOFF HIGHS

	2016	Career	Playoff
Receptions.....	1, twice	Same	None
Receiving Yards	14, vs. TEN (11/27) ...	Same	None
Longest Reception .	14, vs. TEN (11/27) ...	Same	None
Receiving TDs.....	None	None	None



83

DANIEL BRAVERMAN

Ht: 5-10
Age: 22

Wt: 185
College: Western Michigan

Acquired: 7th round of the 2016 draft (230th overall)

WIDE RECEIVER

2016 CHICAGO BEARS

Date	W/L	Opp.	Rec	Yds	Avg	Lg	TD	Rush	Yds	TD	Lg
9/11	L	HOU									
9/19	L	PHI									
9/25	L	at DAL									
10/2	W	DET									
10/9	L	at IND									
10/16	L	JAC									
10/20	L	at GB									
10/31	W	MIN									
11/13	L	at TB									
11/20	L	at NYG									
11/27	L	TEN									
12/4		SF									
12/11		at DET									
12/18		GB									
12/24		WAS									
1/1		at MIN									
Totals	0-0		0	0	0.0	0	0	0	0	0	0

DANIEL BRAVERMAN'S NFL STATISTICS

REGULAR SEASON

Year	Team	GP-GS	Rec	Yds	Avg	Lg	TD	Rush	Yds	Avg	Lg	TD	STT
2016	Chicago	0-0	0	0	0.0	0	0	0	0	0.0	0	0	0

SEASON / CAREER / PLAYOFF HIGHS

	2016	Career	Playoff
Receptions.....	None.....	None.....	None
Receiving Yards.....	None.....	None.....	None
Longest Reception.....	None.....	None.....	None
Receiving TDs.....	None.....	None.....	None



85 DANIEL BROWN

Ht: 6-5 **Wt:** 243
Age: 24 **College:** James Madison
Bears Season: 1 **NFL Seasons:** 2
Acquired: Free agent in 2016

TIGHT END

2016 CHICAGO BEARS

Date	W/L	Opp.	Rec	Yds	Avg	Lg	TD	Rush	Yds	TD	Lg
9/11	L	HOU		NOT WITH TEAM							
9/19	L	PHI		NOT WITH TEAM							
9/25	L	at DAL		NOT WITH TEAM							
10/2	W	DET		NOT WITH TEAM							
10/9	L	at IND		WITH BAL							
10/16	L	JAC		WITH BAL							
10/20	L	at GB		NOT WITH TEAM							
10/31	W	MIN		INACTIVE							
11/13	L	at TB		INACTIVE							
11/20	L	at NYG		INACTIVE							
11/27	L	TEN	3	24	8.0	9	1	0	0	0	-
12/4		SF									
12/11		at DET									
12/18		GB									
12/24		WAS									
1/1		at MIN									
Totals	0-0		3	24	8.0	9	1	0	0	0	-

DANIEL BROWN'S NFL STATISTICS

REGULAR SEASON

Year	Team	GP-GS	Rec	Yds	Avg	Lg	TD
2015	Baltimore	6-1	6	64	10.7	31	0
2016	Chicago	1-0	3	24	8.0	9	1
NFL totals		7-1	9	88	9.8	31	1

SEASON / CAREER / PLAYOFF HIGHS

	2016	Career	Playoff
Receptions	3, vs. TEN (11/27).....	5, vs. SEA (12/13/15)....	None
Receiving Yards	24, vs. TEN (11/27) ...	47, vs. SEA (12/13/15)..	None
Longest Reception ..	9, vs. TEN (11/27).....	31, vs. SEA (12/13/15) ..	None
Receiving TDs	1, vs. TEN (11/27).....	Same	None



74 JONATHAN BULLARD

Ht: 6-3
Age: 22

Wt: 290
College: Florida

Acquired: 3rd round of the 2016 NFL draft (72nd overall)

DEFENSIVE LINE

2016 CHICAGO BEARS

Date	W/L	Opp.	Tkls-S	Sk-YL	INT-Yds	PD	FF	FR	TFL
9/11	L	at HOU	0-0	0-0	0-0	0	0	0	0
9/19	L	PHI	1-1	0-0	0-0	0	0	0	0
9/25	L	at DAL	2-2	0-0	0-0	0	0	0	0
10/2	W	DET	DID NOT PLAY						
10/9	L	at IND	3-3	1-3	0-0	0	0	0	2
10/16	L	JAC	1-1	0-0	0-0	0	0	0	0
10/20	L	at GB	2-1	0-0	0-0	0	0	0	0
10/31	W	MIN	2-2	0-0	0-0	0	0	0	0
11/13	L*	at TB	1-1	0-0	0-0	0	0	0	0
11/20	L	at NYG	1-0	0-0	0-0	0	0	0	0
11/27	L	TEN	1-0	0-0	0-0	0	0	0	0
12/4		SF							
12/11		at DET							
12/18		GB							
12/24		WAS							
1/1		at MIN							
Totals	0-1		14-11	1-3	0-0	0	0	0	2

JONATHAN BULLARD'S CAREER STATISTICS

REGULAR SEASON

Year	Team	GP	GS	Tackles					Interceptions				Fumbles			Misc.			
				Tot	S	A	Sk	Yds	No	Yds	Lg	TD	PD	FF	FR	Yds	TFL	STT	
2016	Chicago	10	1	14	11	3	1.0	3	0	0	0	0	0	0	0	0	0	2	0

SEASON / CAREER / PLAYOFF HIGHS

	2016	Career	Playoff
Tackles	3, at IND (10/9).....	Same	None
Solos	3, at IND (10/9).....	Same	None
Tackles For Loss	2, at IND (10/9).....	Same	None
Interceptions	None	None	None
Sacks	1, at IND (10/9).....	Same	None



26

DEON BUSH

Ht: 6-0
Age: 22

Wt: 200
College: Miami (Fla.)

Acquired: 4th round of the 2016 draft (124th overall)

DEFENSIVE BACK

2016 CHICAGO BEARS

Date	W/L	Opp.	Tkls-S	Sk-YL	INT-Yds	PD	FF	FR	TFL
9/11	L	at HOU			INACTIVE				
9/19	L	PHI			INACTIVE				
9/25	L	at DAL	0-0	0-0	0-0	0	0	0	0
10/2	W	DET			INACTIVE				
10/9	L	at IND			INACTIVE				
10/16	L	JAC	0-0	0-0	0-0	0	0	0	0
10/20	L	at GB	0-0	0-0	0-0	0	0	0	0
10/31	W	MIN	0-0	0-0	0-0	0	0	0	0
11/13	L	at TB	1-1	0-0	0-0	0	0	0	0
11/20	L*	at NYG	7-3	0-0	0-0	0	0	0	0
11/27	L*	TEN	2-2	0-0	0-0	0	0	0	0
12/4		SF							
12/11		at DET							
12/18		GB							
12/24		WAS							
1/1		at MIN							
Totals	0-2		10-6	0-0	0-0	0	0	0	0

DEON BUSH'S CAREER STATISTICS

REGULAR SEASON

Year	Team	GP	GS	Tackles					Interceptions				Fumbles			Misc.			
				Tot	S	A	Sk	Yds	No	Yds	Lg	TD	PD	FF	FR	Yds	TFL	STT	
2016	Chicago	7	2	10	6	4	0.0	0.0	0	0	-	0	0	0	0	0	0	0.0	1

SEASON / CAREER / PLAYOFF HIGHS

	2016	Career	Playoff
Tackles	7, at NYG (11/20)	Same	None
Solos	4, at NYG (11/20)	Same	None
Tackles For Loss	None	None	None
Interceptions	None	None	None
Sacks	None	None	None



37 BRYCE CALLAHAN

Ht: 5-9 Wt: 191
 Age: 24 College: Rice
 Bears Season: 2 NFL Season: 2
 Acquired: Undrafted free agent in 2015

DEFENSIVE BACK

2016 CHICAGO BEARS

Date	W/L	Opp.	Tkls-S	Sk-YL	INT-Yds	PD	FF	FR	TFL
9/11	L*	at HOU	0-0	0-0	0-0	0	0	0	0
9/19	L*	PHI	1-1	0-0	0-0	1	0	0	0
9/25	L	at DAL			INACTIVE				
10/2	W*	DET	5-5	0-0	0-0	0	0	0	0
10/9	L*	at IND	6-5	0-0	0-0	1	0	0	0
10/16	L*	JAC	6-6	0-0	0-0	0	0	0	0
10/20	L*	at GB	1-1	0-0	0-0	0	0	0	0
10/31	W	MIN			INACTIVE				
11/13	L	at TB			INACTIVE				
11/20	L*	at NYG	5-5	0-0	0-0	1	0	0	0
11/27	L	TEN	3-3	0-0	0-0	0	0	0	0
12/4		SF							
12/11		at DET							
12/18		GB							
12/24		WAS							
1/1		at MIN							
Totals	1-6		27-26	0-0	0-0	3	0	0	0

BRYCE CALLAHAN'S CAREER STATISTICS

REGULAR SEASON

Year	Team	GP	GS	Tackles				Interceptions				Fumbles			Misc.			
				Tot	S	A	Sk	Yds	No	Yds	Lg	TD	PD	FF	FR	Yds	TFL	STT
2015	Chicago	9	3	21	20	1	1.0	0.0	0	0	-	0	3	0	0	0	4.0	0
2016	Chicago	8	7	27	26	1	0.0	0.0	0	0	-	0	3	0	0	0	0.0	1
NFL totals		17	10	48	46	2	1.0	0.0	0	0	-	0	6	0	0	0	4.0	1

SEASON / CAREER / PLAYOFF HIGHS

	2016	Career	Playoff
Tackles	6, twice.....	Same	None
Solos	6, vs. JAC (10/16)	Same	None
Tackles For Loss	None	1, four times.....	None
Interceptions	None	None	None
Sacks	None	1, vs. DET (1/3/16)	None



25

KA'DEEM CAREY

Ht: 5-10 Wt: 215
 Age: 23 College: Arizona
 Bears Season: 3 NFL Season: 3
 Acquired: 4th round of the 2014 draft

RUNNING BACK

2016 CHICAGO BEARS

Date	W/L	Opp.	Rush	Yds	Avg	Lg	TD	Rec	Yds	Avg	TD	Lg
9/11	L	at HOU	1	4	4.0	4	0	0	0	0.0	0	-
9/19	L	PHI	2	3	1.5	2	0	1	3	3.0	0	-
9/25	L	at DAL										
10/2	W	DET										
10/9	L	at IND	1	2	2.0	2	0	1	15	15.0	0	15
10/16	L	JAC	9	50	5.6	16	0	0	0	0.0	0	0
10/20	L	at GB	10	48	4.8	24	0	1	9	9.0	0	9
10/31	W	MIN	2	3	1.5	2	0	0	0	0.0	0	-
11/13	L	at TB	2	-1	-0.5	1	0	1	16	16.0	0	16
11/20	L	at NYG	0	0	0.0	-	0	0	0	0.0	0	-
11/27	L	TEN	1	6	6.0	6	0	1	12	12.0	0	12
12/4		SF										
12/11		at DET										
12/18		GB										
12/24		WAS										
1/1		at MIN										
Totals	0-0		28	115	4.1	24	0	5	55	11.0	0	16

KADEEM CAREY'S NFL STATISTICS

REGULAR SEASON

Year	Team	GP-GS	Rush	Yds	Avg	Lg	TD	Rec	Yds	Avg	Lg	TD	STT
2014	Chicago	14-0	36	158	4.4	15	0	5	57	11.4	18	0	0
2015	Chicago	11-1	43	159	3.7	11	2	3	19	6.3	11	1	1
2016	Chicago	9-0	28	115	4.1	24	0	5	55	11.0	15	0	0
NFL totals		34-1	107	432	4.0	24	2	13	131	10.1	18	1	1

ADDITIONAL STATS: Fumbles-Lost--(1-1) 2015 (1-1). Kickoff Returns-- 3 for 60: 2015 CHI (2 for 38), 2016 CHI (1 for 22)

SEASON / CAREER / PLAYOFF HIGHS

	2016	Career	Playoff
Rushes	10, at GB (10/20)	14, twice	Same
Rushing Yards	59, vs. JAC (10/16) ...	72, vs. GB (9/28/14)....	Same
Longest Run	24, at GB (10/20).....	Same	Same
Rushing TDs	None.....	1, twice.....	None
Receptions	1, three times.....	3, vs. NO (12/15/14)....	None
Receiving Yards	15, at IND (10/9).....	39, vs. NO (12/15/14) ...	None
Longest Reception .	16, at TB (11/13).....	18, vs. NO (12/15/14)	None
Receiving TDs	None.....	1, at TB (12/27/15).....	None



6 JAY CUTLER

Ht: 6-3 Wt: 231
 Age: 33 College: Vanderbilt
 Bears Season: 8 NFL Season: 11
 Acquired: Trade with DEN in 2009

QUARTERBACK

2016 CHICAGO BEARS

Date	W/L	Opp.	Att	Cmp	Yds	Pct.	TD	INT	Lg	Sk/Lst	Rtg
9/11	L*	at HOU	29	16	216	55.2	1	1	54	5/31	76.2
9/19	L*	PHI	17	12	157	70.1	0	1	49	3/15	74.9
9/25	L	at DAL									INACTIVE
10/2	W	DET									INACTIVE
10/9	L	at IND									INACTIVE
10/16	L	JAC									INACTIVE
10/20	L	at GB									INACTIVE
10/31	W*	MIN	31	20	252	64.5	1	0	34	1/7	100.5
11/13	L*	at TB	30	16	182	53.3	1	2	50t	4/21	55.1
11/20	L*	at NYG	30	17	252	56.7	1	1	35	4/30	81.5
11/27	L	TEN									INACTIVE
12/4		SF									
12/11		at DET									
12/18		GB									
12/24		WAS									
1/1		at MIN									
Totals	1-4		137	81	1,059	59.1	4	5	54	17/104	78.1

JAY CUTLER'S NFL STATISTICS

REGULAR SEASON

Year	Team	GP-GS	Att	Cmp	Pct	Yds	Yds/Att	TD	Int	Lg	Sk-Yds	Rating
2006	Denver	5-5	137	81	59.1	1,001	7.3	9	5	71t	13-85	88.5
2007	Denver	16-16	467	297	63.6	3,497	7.5	20	14	68t	27-153	88.1
2008	Denver	16-16	616	384	62.3	4,526	7.3	25	18	93t	11-69	86.0
2009	Chicago	16-16	555	336	60.5	3,666	6.6	27	26	71	35-204	76.8
2010	Chicago	15-15	432	261	60.4	3,274	7.6	23	16	89t	52-352	86.3
2011	Chicago	10-10	314	182	58.0	2,319	7.4	13	7	56t	23-159	85.7
2012	Chicago	15-15	434	255	58.8	3,033	7.0	19	14	60t	38-250	81.3
2013	Chicago	11-11	355	224	63.1	2,621	7.4	19	12	67	19-132	89.2
2014	Chicago	15-15	561	370	66.0	3,812	6.8	28	18	74	38-223	88.6
2015	Chicago	15-15	483	311	64.4	3,659	7.6	21	11	87t	29-150	92.3
2016	Chicago	5-5	137	81	59.1	1,059	7.7	4	5	54	17-104	78.1
Bears totals		102-102	3,271	2,020	61.8	23,443	7.2	154	109	89t	251-1,574	85.2
NFL totals		139-139	4,491	2,782	61.9	32,467	7.2	208	146	93t	302-1,881	85.7

Record as Starter: 68-71 (48.9) - 2006 (2-3), 2007 (7-9), 2008 (8-8), 2009 (7-9), 2010 (10-5), 2011 (7-3); 2012 (10-5), 2013 (5-6), 2014 (5-10), 2015 (5-10), 2016 (1-4).

ADDITIONAL STATS: Fumbles-Lost -- (83-36): 2006 (8-2), 2007 (11-4), 2008 (5-2), 2009 (9-1), 2010 (10-6), 2011 (7-3), 2012 (8-4); 2013 (5-3); 2014 (5-10); 2015 (8-5); 2016 (5-2).

Year	Team	Rush	Yds	Avg	Lg	TD
2006	Denver	12	18	1.5	9	0
2007	Denver	44	205	4.7	31	1
2008	Denver	57	200	3.5	18	2
2009	Chicago	40	173	4.3	30	1
2010	Chicago	50	232	4.6	25	1
2011	Chicago	18	55	3.1	12	1
2012	Chicago	41	233	5.7	24	0
2013	Chicago	23	118	5.1	18	0
2014	Chicago	39	191	4.9	25	2
2015	Chicago	38	201	5.3	26	1
2016	Chicago	5	24	5.8	12	0
Bears totals		254	1,227	4.8	30	6
NFL totals		367	1,650	4.5	31	9

SEASON / CAREER / PLAYOFF HIGHS

	2016	Career	Playoff
Attempts	30, vs. MIN (10/31).....	52, at SF (11/12/09).....	28, vs. SEA (1/16/11)
Completions	20, vs. MIN (10/31).....	36, vs. SD (9/14/08).....	15, vs. SEA (1/16/11)
Passing Yards	252, vs. MIN (10/31).....	447, at CLE (11/6/08).....	274, vs. SEA (1/16/11)
TD Passes	1, at HOU (9/11).....	4, six times.....	2, vs. SEA (1/16/11)
Interceptions	1, at HOU (9/11).....	5, at SF (11/12/09).....	1, vs. GB (1/16/11)
Longest Completion ..	54, at HOU (9/11).....	93t, at CLE (11/6/08).....	58t, vs. SEA (1/16/11)



60

CORNELIUS
EDISON

Ht: 6-3
Age: 23


Wt: 240
College: Portland State

Acquired: Acquired from waivers in 2016

OFFENSIVE LINE

CORNELIUS EDISON'S NFL STATISTICS

GAMES PLAYED-STARTED - 1-0: 2016 CHI (3-0)



9

DAVID FALES

Ht: 6-1 Wt: 212
 Age: 25 College: San Jose State
 Bears Season: 3 NFL Season: 2
 Acquired: 6th round of the 2014 draft

QUARTERBACK

2016 CHICAGO BEARS

Date	W/L	Opp.	Att	Cmp	Yds	Pct.	TD	INT	Lg	Sk/Lst	Rtg
9/11	L	at HOU					NOT WITH TEAM				
9/19	L	PHI					NOT WITH TEAM				
9/25	L	at DAL					NOT WITH TEAM				
10/2	W	DET					NOT WITH TEAM				
10/9	L	at IND					NOT WITH TEAM				
10/16	L	JAC					NOT WITH TEAM				
10/20	L	at GB					NOT WITH TEAM				
10/31	W	MIN					NOT WITH TEAM				
11/13	L	at TB					NOT WITH TEAM				
11/20	L	at NYG					NOT WITH TEAM				
11/27	L	TEN					DID NOT PLAY				
12/4		SF									
12/11		at DET									
12/18		GB									
12/24		WAS									
1/1		at MIN									
Totals	0-0		0	0	0	0.0	0	0	0	0/0	0.0

DAVID FALES' NFL STATISTICS

REGULAR SEASON

Year	Team	GP-GS	Att	Cmp	Pct	Yds	Yds/Att	TD	Int	Lg	Sk-Yds	Rating
2014	Chicago	0-0	0	0	0.0	0	0.0	0	0	0	0-0	0.0
2015	Chicago	0-0	0	0	0.0	0	0.0	0	0	0	0-0	0.0
2016	Chicago	0-0	0	0	0	0	0.0	0	0	0	0-0	0.0
NFL totals		0-0	0	0	0.0	0	0.0	0	0	0	0-0	0.0

Year	Team	Rush	Yds	Avg	Lg	TD
2014	Chicago	0	0	0.0	0	0
2016	Chicago	0	0	0.0	0	0
NFL totals		0	0	0.0	0	0

SEASON / CAREER / PLAYOFF HIGHS

	2016	Career	Playoff
Attempts	None.....	None.....	None
Completions	None.....	None.....	None
Passing Yards	None.....	None.....	None
TD Passes	None.....	None.....	None
Interceptions	None.....	None.....	None
Longest Completion ..	None.....	None.....	None



94

LEONARD FLOYD

Ht: 6-4
Age: 23

Wt: 240
College: Georgia

Acquired: 1st round of the 2016 draft (9th overall)

LINEBACKER

2016 CHICAGO BEARS

Date	W/L	Opp.	Tkls-S	Sk-YL	INT-Yds	PD	FF	FR	TFL
9/11	L*	at HOU	6-2	0.5-4.5	0-0	0	0	0	0
9/19	L*	PHI	2-2	0-0	0-0	0	0	0	0
9/25	L*	at DAL	5-4	0-0	0-0	0	0	0	0
10/2	W*	DET	0-0	0-0	0-0	0	0	0	0
10/9	L	at IND			INACTIVE				
10/16	L	JAC			INACTIVE				
10/20	L*	at GB	3-2	2-23	0-0	0	1	1	1
10/31	W*	MIN	2-2	1-5	0-0	0	0	0	1
11/13	L*	at TB	5-3	1.5-9	0-0	1	0	0	1
11/20	L*	at NYG	2-1	0-0	0-0	0	0	0	1
11/27	L	TEN			INACTIVE				
12/4		SF							
12/11		at DET							
12/18		GB							
12/24		WAS							
1/1		at MIN							
Totals	2-6		25-16	5-41.5	0-0	1	1	1	4

LEONARD FLOYD'S CAREER STATISTICS

REGULAR SEASON

Year	Team	GP	GS	Tackles					Interceptions				Fumbles			Misc.		
				Tot	S	A	Sk	Yds	No	Yds	Lg	TD	PD	FF	FR	Yds	TFL	STT
2016	Chicago	8	8	25	16	9	5	41.5	0	0	-	0	1	1	1	0	4	0

SEASON / CAREER / PLAYOFF HIGHS

	2016	Career	Playoff
Tackles	6, at HOU (9/11)	Same	None
Solos	4, at DAL (9/25)	Same	None
Tackles For Loss ..	1, three times	Same	None
Interceptions	None	Same	None
Sacks	2 at GB(10/20)	Same	None



50

**JERRELL
FREEMAN**

Ht: 6-0 **Wt:** 236
Age: 30 **College:** Mary Hardin-Baylor
Bears Season: 1 **NFL Season:** 5
Acquired: Unrestricted free agent in 2016 (IND)

LINEBACKER

2016 CHICAGO BEARS

Date	W/L	Opp.	Tkls-S	Sk-YL	INT-Yds	PD	FF	FR	TFL
9/11	L*	at HOU	17-9	0-0	0-0	0	0	0	1
9/19	L*	PHI	5-5	0-0	0-0	1	0	0	3
9/25	L*	at DAL	12-7	0-0	0-0	0	0	0	0
10/2	W*	DET	7-7	0-0	0-0	0	0	0	0
10/9	L*	at IND	7-5	0-0	0-0	0	0	0	0
10/16	L*	JAC	4-4	0-0	0-0	0	0	0	0
10/20	L*	at GB	13-10	0-0	0-0	0	0	0	0
10/31	W*	MIN	7-5	0-0	0-0	0	0	0	0
11/13	L*	at TB	9-9	0-0	0-0	0	0	0	2
11/20	L*	at NYG	10-8	0-0	0-0	1	0	0	0
11/27	L	TEN			SUSPENDED				
12/4		SF							
12/11		at DET							
12/18		GB							
12/24		WAS							
1/1		at MIN							
Totals	2-8		91-69	0-0	0-0	2	0	0	6

JERRELL FREEMAN'S NFL STATISTICS

REGULAR SEASON

Year	Team	GP	GS	Tackles				Yds	Interceptions				Fumbles			Misc.		
				Tot	S	A	Sk		No	Yds	Lg	TD	PD	FF	FR	Yds	TFL	STT
2012	Indianapolis	16	16	145	90	55	2.0	17.0	1	4	4t	1	3	1	0	0	7.0	0
2013	Indianapolis	16	16	126	83	43	5.5	22.5	2	13	13	0	6	6	2	24	6.0	0
2014	Indianapolis	12	12	95	58	37	1.5	8.5	0	0	-	0	6	1	0	0	4.0	0
2015	Indianapolis	13	13	112	66	46	3.0	33.0	1	23	23t	1	2	0	1	0	4.0	0
2016	Chicago	10	10	91	69	22	0.0	0.0	0	0	0	0	2	0	0	0	6.0	0
NFL totals		71	71	569	366	203	12.0	81.0	4	40	23t	2	19	8	3	24	27.0	0

SEASON / CAREER / PLAYOFF HIGHS

	2016	Career	Playoff
Tackles	17, at HOU (9/11)	Same	15, vs. CIN (1/4/15)
Solos	10, at GB (10/20)	11, at TEN (10/28/12)	7, vs. CIN (1/4/15)
Sacks	None	2, twice	1.5, vs. CIN (1/4/15)
Tackles for losses	3, vs. PHI (9/19)	3, twice	1, vs. KC (1/4/14)



23 KYLE FULLER

Ht: 5-11 **Wt:** 190
Age: 24 **College:** Virginia Tech
Bears Season: 3 **NFL Season:** 3
Acquired: 1st round of the 2014 draft

DEFENSIVE BACK

2016 CHICAGO BEARS

Date	W/L	Opp.	Tkls-S	Sk-YL	INT-Yds	PD	FF	FR	TFL
9/11	L	at HOU			INACTIVE				
9/19	L	PHI			INACTIVE				
9/25	L	at DAL			INACTIVE				
10/2	L	DET							
10/9		at IND							
10/16		JAC							
10/20		at GB							
10/31		MIN							
11/13		at TB							
11/20		at NYG							
11/27		TEN							
12/4		SF							
12/11		at DET							
12/18		GB							
12/24		WAS							
1/1		at MIN							
Totals	0-0		0-0	0-0	0-0	0	0	0	0

INJURED RESERVE 9/12/8

KYLE FULLER'S CAREER STATISTICS

REGULAR SEASON

Year	Team	GP	GS	Tackles					Interceptions				Fumbles			Misc.		
				Tot	S	A	Sk	Yds	No	Yds	Lg	TD	PD	FF	FR	Yds	TFL	STT
2014	Chicago	16	14	73	54	19	0.0	0.0	4	81	31	0	9	3	0	0	3.0	2
2015	Chicago	16	16	56	45	11	0.0	0.0	2	24	15	0	15	0	0	0	0.0	1
2016	Chicago	0	0	0	0	0	0	0	0	0	-	0	0	0	0	0	0	0
NFL totals		32	30	129	99	30	0.0	0.0	6	105	31	0	24	3	0	0	3.0	3

SEASON / CAREER / PLAYOFF HIGHS

	2016	Career	Playoff
Tackles	None	8, at DET (11/27/14)	None
Solos	None	7, three times	None
Tackles For Loss	None	1, three times	None
Interceptions	None	2, at SF (9/14/14)	None
Sacks	None	None	None



39

JACOBY GLENN

Ht: 6-0 Wt: 185
 Age: 22 College: Central Florida
 Bears Season: 2 NFL Season: 2
 Acquired: Undrafted free agent in 2015

DEFENSIVE BACK

2016 CHICAGO BEARS

Date	W/L	Opp.	Tkls-S	Sk-YL	INT-Yds	PD	FF	FR	TFL
9/11	L*	at HOU	5-5	0-0	0-0	2	0	0	0
9/19	L*	PHI	7-7	0-0	0-0	2	0	0	0
9/25	L*	at DAL	7-5	0-0	0-0	1	1	0	0
10/2	W	DET	1-1	0-0	1-21	1	0	0	0
10/9	L	at IND	3-3	0-0	0-0	0	0	0	0
10/16	L	JAC	1-1	0-0	0-0	0	0	0	0
10/20	L	at GB	2-1	0-0	0-0	0	0	0	0
10/31		MIN							
11/13		at TB							
11/20		at NYG							
11/27		TEN							
12/4		SF							
12/11		at DET							
12/18		GB							
12/24		WAS							
1/1		at MIN							
Totals	0-3		26-23	0-0	1-21	6	1	0	0

JACOBY GLENN'S CAREER STATISTICS

REGULAR SEASON

Year	Team	GP	GS	Tackles					Interceptions				Fumbles			Misc.		
				Tot	S	A	Sk	Yds	No	Yds	Lg	TD	PD	FF	FR	Yds	TFL	STT
2015	Chicago	1	0	0	0	0	0.0	0.0	0	0	0	0	0	0	0	0	0.0	0
2016	Chicago	7	3	26	23	3	0.0	0.0	1	21	21	0	6	1	0	0	0	0
NFL totals		8	3	26	23	3	0.0	0.0	1	21	21	0	6	1	0	0	0	0

SEASON / CAREER / PLAYOFF HIGHS

	2016	Career	Playoff
Tackles	7, twice.....	Same.....	None.....
Solos	7, vs. PHI (9/19).....	Same.....	None.....
Tackles For Loss	None.....	None.....	None.....
Interceptions	1, vs. DET (10/2).....	None.....	None.....
Sacks	None.....	None.....	None.....

WANTED 1/10/25



91

EDDIE GOLDMAN

Ht: 6-4 **Wt:** 320
Age: 22 **College:** Florida State
Bears Season: 2 **NFL Season:** 2
Acquired: 2nd round of the 2015 draft (39th overall)

DEFENSIVE LINE

2016 CHICAGO BEARS

Date	W/L	Opp.	Tkls-S	Sk-YL	INT-Yds	PD	FF	FR	TFL
9/11	L*	at HOU	6-2	0.5-4.5	0-0	0	0	0	0
9/19	L*	PHI	1-1	0-0	0-0	1	0	0	0
9/25	L	at DAL			INACTIVE				
10/2	W	DET			INACTIVE				
10/9	L	at IND			INACTIVE				
10/16	L	JAC			INACTIVE				
10/20	L	at GB			INACTIVE				
10/31	W	MIN			INACTIVE				
11/13	L	at TB	4-3	1-6	0-0	0	0	0	1
11/20	L	at NYG			INACTIVE				
11/27	L*	TEN	4-4	0-0	0-0	0	0	0	0
12/4		SF							
12/11		at DET							
12/18		GB							
12/24		WAS							
1/1		at MIN							
Totals	0-3		15-10	1.5-10.5	0-0	1	0	0	1

EDDIE GOLDMAN'S CAREER STATISTICS

REGULAR SEASON

Year	Team	GP	GS	Tackles					Interceptions				Fumbles			Misc.			
				Tot	S	A	Sk	Yds	No	Yds	Lg	TD	PD	FF	FR	Yds	TFL	STT	
2015	Chicago	15	12	22	16	6	4.5	40.5	0	0	-	0	0	0	0	0	0	5.0	0
2016	Chicago	4	3	15	10	5	1.5	4.5	0	0	-	0	1	0	0	0	0	1.0	0
NFL totals		19	15	37	26	11	6.0	45.0	0	0	-	0	1	0	0	0	0	6.0	0

SEASON / CAREER / PLAYOFF HIGHS

	2016	Career	Playoff
Tackles	6, at HOU (9/11).....	Same.....	None
Solos	4, vs. TEN (11/27).....	Same.....	None
Tackles For Loss	1, at TB (11/13).....	2, vs. SF (12/6/15).....	None
Interceptions	None.....	None.....	None
Sacks	1, at TB (11/13).....	2, vs. SF (12/6/15).....	None



32

DEIONDRE' HALL

Ht: 6-2
Age: 21

Wt: 201
College: Northern Iowa

Acquired: 4th round of the 2016 draft (127th overall)

DEFENSIVE BACK

2016 CHICAGO BEARS

Date	W/L	Opp.	Tkls-S	Sk-YL	INT-Yds	PD	FF	FR	TFL
9/11	L	at HOU	3-2	0-0	0-0	1	0	0	0
9/19	L	PHI	0-0	0-0	0-0	1	0	0	0
9/25	L	at DAL	0-0	0-0	0-0	0	0	0	0
10/2	W	DET	0-0	0-0	1-0	1	0	0	0
10/9	L	at IND			INACTIVE				
10/16	L	JAC			INACTIVE				
10/20	L	at GB			INACTIVE				
10/31	W	MIN			INACTIVE				
11/13	L	at TB			INACTIVE				
11/20	L	at NYG			INACTIVE				
11/27	L	TEN			INACTIVE				
12/4		SF							
12/11		at DET							
12/18		GB							
12/24		WAS							
1/1		at MIN							
Totals	0-0		3-2	0-0	1-0	3	0	0	0

DEIONDRE HALL'S CAREER STATISTICS

REGULAR SEASON

Year	Team	GP	GS	Tackles					Interceptions				Fumbles			Misc.		
				Tot	S	A	Sk	Yds	No	Yds	Lg	TD	PD	FF	FR	Yds	TFL	STT
2016	Chicago	4	0	3	2	1	0	0	1	0	0	0	3	0	0	0	0	1

SEASON / CAREER / PLAYOFF HIGHS

	2016	Career	Playoff
Tackles	3, at HOU (9/11)	Same	None
Solos	2, at HOU (9/11)	Same	None
Tackles For Loss	None	None	None
Interceptions	1, vs. DET (10/2)	Same	None
Sacks	None	None	None



96

AKIEM HICKS

Ht: 6-5 **Wt:** 336
Age: 26 **College:** Regina
Bears Season: 1 **NFL Season:** 5
Acquired: Unrestricted free agent in 2016 (NE)

DEFENSIVE LINE

2016 CHICAGO BEARS

Date	W/L	Opp.	Tkls-S	Sk-YL	INT-Yds	PD	FF	FR	TFL
9/11	L*	at HOU	3-3	0-0	0-0	0	1	0	0
9/19	L*	PHI	2-2	0-0	0-0	0	0	0	1
9/25	L*	at DAL	2-1	0-0	0-0	0	0	0	0
10/2	W*	DET	3-2	1-7	0-0	0	0	0	1
10/9	L*	at IND	3-1	1-8	0-0	0	0	0	1
10/16	L*	JAC	2-2	0-0	0-0	0	0	1	0
10/20	L*	at GB	2-1	0-0	0-0	0	0	0	0
10/31	W*	MIN	4-3	2-16	0-0	1	0	0	2
11/13	L*	at TB	3-1	0-0	0-0	0	0	0	1
11/20	L*	at NYG	5-2	0-0	0-0	0	0	0	0
11/27	L*	TEN	0-0	0-0	0-0	0	0	0	0
12/4		SF							
12/11		at DET							
12/18		GB							
12/24		WAS							
1/1		at MIN							
Totals	2-9		29-18	4-31	0-0	1	1	1	6

AKIEM HICKS' CAREER STATISTICS

REGULAR SEASON

Year	Team	GP	GS	Tackles					Interceptions				Fumbles			Misc.		
				Tot	S	A	Sk	Yds	No	Yds	Lg	TD	PD	FF	FR	Yds	TFL	STT
2012	New Orleans	14	0	20	10	10	0.0	0.0	0	0	-	0	1	1	0	0	2	0
2013	New Orleans	16	16	56	29	27	4.5	27.5	0	0	-	0	0	0	0	0	8	0
2014	New Orleans	15	14	41	27	14	2.0	16.0	0	0	-	0	0	0	0	0	7	0
2015	TOTAL	16	3	23	9	14	3.0	12.0	0	0	-	0	0	0	1	0	5	0
2016	Chicago	10	10	29	18	11	4.0	31.0	0	0	-	0	1	1	1	0	6	0
NFL totals		71	43	169	94	75	13.5	86.5	0	0	-	0	2	2	2	0	28	0

SEASON / CAREER / PLAYOFF HIGHS

	2016	Career	Playoff
Tackles	5, at NYG (11/20)	8, twice	4, at SEA (1/11/14)
Solos	3, twice	5, twice	2, at PHI (1/4/14)
Tackles For Loss	2, vs. MIN (10/31)	2, three times	1, at DEN (1/24/16)
Interceptions	None	None	None
Sacks	2, vs. MIN (10/31)	2, twice	0.5 at PHI (1/4/14)



99

LAMARR HOUSTON

Ht: 6-3 Wt: 274
 Age: 29 College: Texas
 Bears Season: 3 NFL Season: 7
 Acquired: Unrestricted free agent in 2014 (OAK)

LINEBACKER

2016 CHICAGO BEARS

Date	W/L	Opp.	Tkls-S	Sk-YL	INT-Yds	PD	FF	FR	TFL
9/11	L	at HOU	4-2	0-0	0-0	0	0	0	0
9/19	L	PHI	0-0	0-0	0-0	0	0	0	0
9/25	L	at DAL	0-0	0-0	0-0	0	0	0	0
10/2		DET							
10/9		at IND							
10/16		JAC							
10/20		at GB							
10/31		MIN							
11/13		at TB							
11/20		at NYG							
11/27		TEN							
12/4		SF							
12/11		at DET							
12/18		GB							
12/24		WAS							
1/1		at MIN							
Totals	0-0		4-2	0-0	0-0	0	0	0	0

LAMARR HOUSTON'S CAREER STATISTICS


REGULAR SEASON

Year	Team	GP	GS	Tackles					Interceptions					Fumbles			Misc.	
				Tot	S	A	Sk	Yds	No	Yds	Lg	TD	PD	FF	FR	Yds	TFL	STT
2010	Oakland	16	15	39	30	9	5.0	27.0	0	0	-	0	0	1	2	0	8.0	0
2011	Oakland	16	13	51	36	15	1.0	2.0	1	15	15	0	3	0	2	0	6.0	0
2012	Oakland	16	16	67	49	18	4.0	34.0	0	0	-	0	2	1	1	0	13.0	0
2013	Oakland	16	16	69	56	13	6.0	52.0	0	0	-	0	0	2	1	0	10.0	0
2014	Chicago	8	8	11	8	3	1.0	11.0	0	0	-	0	1	0	1	0	3.0	0
2015	Chicago	16	2	51	34	17	8.0	63.0	0	0	-	0	0	0	1	0	10.0	1
2016	Chicago	2	0	4	2	2	0.0	0.0	0	0	-	0	0	0	0	0	0.0	0
Bears totals		26	10	66	44	22	9.0	74.0	0	0	-	0	1	0	2	0	13.0	0
NFL totals		90	70	292	215	77	25.0	189.0	1	15	15	0	6	4	8	0	50.0	0

ADDITIONAL STATS: Blocked Kicks - 1 (37-yard field goal vs. MIA, 10/19/14).

SEASON / CAREER / PLAYOFF HIGHS

	2016	Career	Playoff
Tackles.....	4, at HOU (9/11)	11, vs. WAS (12/13/15)	None
Solos.....	2, at HOU (9/11)	9, vs. WAS (12/13/15)	None
Tackles For Loss.....	None	1, three times	None
Interceptions.....	None	1	None
Sacks.....	None	1, vs. DEN (11/22/15)	None



36

DEANDRE HOUSTON-CARSON

Ht: 6-1
Age: 23

Wt: 203
College: William & Mary

Acquired: 6th round of the 2016 draft (185th overall)

DEFENSIVE BACK

2016 CHICAGO BEARS

Date	W/L	Opp.	Tkls-S	Sk-YL	INT-Yds	PD	FF	FR	TFL
9/11	L	at HOU	0-0	0-0	0-0	0	0	0	0
9/19	L	PHI	0-0	0-0	0-0	0	0	0	0
9/25	L	at DAL	0-0	0-0	0-0	0	0	0	0
10/2	W	DET	0-0	0-0	0-0	0	0	0	0
10/9	L	at IND	0-0	0-0	0-0	0	0	0	0
10/16	L	JAC			INACTIVE				
10/20	L	at GB			INACTIVE				
10/31	W	MIN	0-0	0-0	0-0	0	0	0	0
11/13	L	at TB			INACTIVE				
11/20	L	at NYG			INACTIVE				
11/27	L	TEN			INACTIVE				
12/4		SF							
12/11		at DET							
12/18		GB							
12/24		WAS							
1/1		at MIN							
Totals	0-0		0-0	0-0	0-0	0	0	0	0

DEANDRE HOUSTON-CARSON'S CAREER STATISTICS

REGULAR SEASON

Year	Team	GP	GS	Tackles					Interceptions				Fumbles			Misc.			
				Tot	S	A	Sk	Yds	No	Yds	Lg	TD	PD	FF	FR	Yds	TFL	STT	
2016	Chicago	6	0	0	0	0	0.0	0.0	0	0	-	0	0	0	0	0	0	0.0	2

SEASON / CAREER / PLAYOFF HIGHS

	2016	Career	Playoff
Tackles	None	None	None
Solos	None	None	None
Tackles For Loss	None	None	None
Interceptions	None	None	None
Sacks	None	None	None



24

JORDAN HOWARD

Ht: 6-0
Age: 21

Wt: 222
College: Indiana

Acquired: 5th round of the 2016 draft (150th overall)

RUNNING BACK

2016 CHICAGO BEARS

Date	W/L	Opp.	Rush	Yds	Avg	Lg	TD	Rec	Yds	Avg	TD	Lg
9/11	L	at HOU										
DID NOT PLAY												
9/19	L	PHI	3	22	7.3	10	0	2	9	4.5	0	7
9/25	L	at DAL	9	45	5.0	36	0	4	47	11.8	0	15
10/2	W*	DET	23	111	4.8	17	0	3	21	7.0	0	9
10/9	L*	at IND	16	118	7.4	57	0	3	45	15.0	1	21t
10/16	L*	JAC	15	34	2.3	9	1	2	6	3.0	0	7
10/20	L*	at GB	7	22	3.1	11	0	0	0	0.0	0	0
10/31	W*	MIN	26	153	5.9	69	1	4	49	12.3	0	34
11/13	L*	at TB	15	100	6.7	15	0	0	0	0.0	0	-
11/20	L*	at NYG	17	77	4.5	27	0	1	22	22.0	0	22
11/27	L*	TEN	18	84	4.7	22	0	3	43	14.3	0	23
12/4		SF										
12/11		at DET										
12/18		GB										
12/24		WAS										
1/1		at MIN										
Totals	2-6		149	766	5.1	69	2	22	242	11.0	1	34

REGULAR SEASON

Year	Team	GP-GS	Rush	Yds	Avg	Lg	TD	Rec	Yds	Avg	Lg	TD	STT
2016	Chicago	10-8	147	766	5.1	69	2	22	242	11.0	34	1	0

SEASON / CAREER / PLAYOFF HIGHS

	2016	Career	Playoff
Rushes	26, vs. MIN (10/31)...	Same	None
Rushing Yards	153, vs. MIN (10/31)...	Same	None
Longest Run	69, vs. MIN (10/31)...	Same	None
Rushing TDs	1, twice	Same	None
Receptions	4, twice	Same	None
Receiving Yards	49, vs. MIN (10/31)...	Same	None
Longest Reception .	34, vs. MIN (10/31)...	Same	None
Receiving TDs	1, at IND (10/9)	Same	None



2 BRIAN HOYER

Ht: 6-2 Wt: 215
Age: 30 College: Michigan State
Bears Season: 1 NFL Season: 8
Acquired: Waived free agent in 2016 (HOU)

QUARTERBACK

2016 CHICAGO BEARS

Date	W/L	Opp.	Att	Cmp	Yds	Pct.	TD	INT	Lg	Sk/Lst	Rtg
9/11	L	at HOU									
DID NOT PLAY											
9/19	L	PHI	12	9	78	75.0	0	0	19	0/0	91.7
9/25	L*	at DAL	49	30	317	61.2	2	0	32	1/5	93.7
10/2	W*	DET	36	28	302	77.8	2	0	64	2/8	120.1
10/9	L*	at IND	43	33	397	76.7	2	0	38	0/0	120.0
10/16	L*	JAC	49	30	302	61.2	0	0	36	1/5	78.8
10/20	L*	at GB	4	11	49	36.4	0	0	25	0/0	50.9
10/31		MIN									
11/13		at TB									
11/20		at NYG									
11/27		TEN									
12/4		SF									
12/11		at DET									
12/18		GB									
12/24		WAS									
1/1		at MIN									
Totals	1-4		200	134	1,445	67.0	6	0	64	4/18	98.0

INJURED RESERVE 10/24

BRIAN HOYER'S NFL STATISTICS

REGULAR SEASON

Year	Team	GP-GS	Att	Cmp	Pct	Yds	Yds/Att	TD	Int	Lg	Sk-Yds	Rating
2009	New England	5-0	27	19	70.4	142	5.3	0	0	17	2-18	82.6
2010	New England	5-0	15	7	46.7	122	8.1	1	1	42t	0-0	69.3
2011	New England	3-0	1	1	100.0	22	22.0	0	0	22	0-0	118.8
2012	Arizona	2-1	53	30	56.6	330	6.2	1	2	53	4-30	65.8
2013	Cleveland	3-3	96	57	59.4	615	6.4	5	3	47t	6-48	82.6
2014	Cleveland	14-13	438	242	55.3	3,326	7.6	12	13	81t	24-160	76.5
2015	Houston	11-9	369	224	60.7	2,606	7.1	19	7	49	25-185	91.4
2016	Chicago	6-5	189	130	68.8	1,396	7.4	6	0	64	4-18	100.8
NFL totals		49-31	1,199	714	59.5	8,608	7.2	44	26	81t	65-459	84.8


Record as Starter: 16-15 (51.6) - 2009 (0-0); 2011 (0-0); 2012 (0-1); 2013 (3-0); 2014 (7-7); 2015 (5-3); 2016 (1-4).

ADDITIONAL STATS: Fumbles-Lost -- (11-3): 2009 (0-0); 2010 (0-0); 2011 (0-0); 2012 (1-0); 2013 (0-0); 2014 (4-1); 2015 (6-2); 2016 (2-1).

Year	Team	Rush	Yds	Avg	Lg	TD
2009	New England	10	25	2.5	20	1
2010	New England	10	-8	-0.8	1	0
2011	New England	4	-3	-0.8	0	0
2012	Arizona	1	6	6.0	6	0
2013	Cleveland	6	16	2.7	11	0
2014	Cleveland	24	39	1.6	11	0
2015	Houston	15	44	2.9	15	0
2016	Chicago	7	-2	-.3	3	0
NFL totals		77	117	1.6	20	1

SEASON / CAREER / PLAYOFF HIGHS

	2016	Career	Playoff
Attempts	49, twice.....	54, at MIN (9/22/13)	34, vs. KC (1/9/16)
Completions	33, at IND (10/9).....	Same	15, vs. KC (1/9/16)
Passing Yards	397, at IND (10/9).....	Same	136, vs. KC (1/9/16)
TD Passes	2, three times.....	3, five times	None
Interceptions	None.....	3, twice.....	4, vs. KC(1/9/16)
Longest Completion ..	64, vs. DET (10/2)	81t, at CAR (12/21/14).....	17, vs. KC (1/9/16)



17

ALSHON
JEFFERY

Ht: 6-3 Wt: 218
 Age: 26 College: South Carolina
 Bears Season: 5 NFL Season: 5
 Acquired: 2nd round of the 2012 NFL Draft

WIDE RECEIVER

2016 CHICAGO BEARS

Date	W/L	Opp.	Rec	Yds	Avg	Lg	TD	Rush	Yds	Avg	TD	Lg
9/11	L*	at HOU	4	105	26.3	54	0	0	0	0.0	0	-
9/19	L*	PHI	5	96	19.2	49	0	0	0	0.0	0	-
9/25	L*	at DAL	5	70	14.0	22	0	0	0	0.0	0	-
10/2	W*	DET	3	46	15.3	22	0	0	0	0.0	0	-
10/9	L*	at IND	5	77	15.4	38	0	0	0	0.0	0	-
10/16	L*	JAC	7	93	13.3	26	0	0	0	0.0	0	-
10/20	L*	at GB	3	33	11.0	11	0	0	0	0.0	0	-
10/31	W*	MIN	4	63	15.8	34	1	0	0	0.0	0	-
11/13	L*	at TB	4	47	11.8	16	0	0	0	0.0	0	-
11/20	L	at NYG						SUSPENDED				
11/27	L	TEN						SUSPENDED				
12/4		SF										
12/11		at DET										
12/18		GB										
12/24		WAS										
1/1		at MIN										
Totals	2-7		40	630	15.8	54	1	0	0	0	-	

ALSHON JEFFERY'S NFL STATISTICS

REGULAR SEASON

Year	Team	GP-GS	Rec	Yds	Avg	Lg	TD	Rush	Yds	Avg	Lg	TD	STT
2012	Chicago	10-6	24	367	15.3	55	3	0	0	-	-	0	0
2013	Chicago	16-14	89	1,421	16.0	80t	7	16	105	6.6	38	0	0
2014	Chicago	16-16	85	1,133	13.3	74	10	6	33	5.5	12	0	0
2015	Chicago	9-8	54	807	14.9	50	4	0	0	-	-	0	0
2016	Chicago	9-9	40	630	15.8	54	1	0	0	-	-	0	0
NFL totals		60-53	292	4,358	14.9	80t	25	22	138	6.3	38	0	0

SEASON / CAREER / PLAYOFF HIGHS

	2016	Career	Playoff
Receptions	7, vs. JAC (10/16).....	12, at MIN (12/1/13).....	None
Receiving Yards	105, at HOU (9/11).....	249, at MIN (12/1/13).....	None
Longest Reception	.54, at HOU (9/11).....	80t, at MIN (12/1/13).....	None
Receiving TDs	1, vs. MIN (10/31).....	2, twice.....	None



52 CHRISTIAN JONES

Ht: 6-3 **Wt:** 251
Age: 25 **College:** Florida State
Bears Season: 3 **NFL Season:** 3
Acquired: Undrafted free agent in 2014

LINEBACKER

2016 CHICAGO BEARS

Date	W/L	Opp.	Tkls-S	Sk-YL	INT-Yds	PD	FF	FR	TFL
9/11	L	at HOU	0-0	0-0	0-0	0	0	0	0
9/19	L	PHI	0-0	0-0	0-0	0	0	0	0
9/25	L	at DAL	3-2	0-0	0-0	0	0	0	0
10/2	W	DET	0-0	0-0	0-0	0	0	0	0
10/9	L*	at IND	0-0	0-0	0-0	0	0	0	0
10/16	L*	JAC	2-2	0-0	0-0	1	0	0	0
10/20	L	at GB	0-0	0-0	0-0	0	0	0	0
10/31	W	MIN	0-0	0-0	0-0	0	0	0	0
11/13	L	at TB	0-0	0-0	0-0	0	0	0	0
11/20	L	at NYG	0-0	0-0	0-0	0	0	0	0
11/27	L	TEN	0-0	0-0	0-0	0	0	0	0
12/4		SF							
12/11		at DET							
12/18		GB							
12/24		WAS							
1/1		at MIN							
Totals	0-2		5-4	0-0	0-0	1	0	0	0

CHRISTIAN JONES' NFL STATISTICS

REGULAR SEASON

Year	Team	GP	GS	Tackles					Interceptions					Fumbles			Misc.	
				Tot	S	A	Sk	Yds	No	Yds	Lg	TD	PD	FF	FR	Yds	TFL	STT
2014	Chicago	16	5	98	54	44	2.0	4.0	0	0	-	0	0	0	1	2	2.0	11
2015	Chicago	15	13	98	70	28	0.0	0.0	0	0	-	0	4	0	1	0	2.0	4
2016	Chicago	11	2	5	4	1	0.0	0.0	0	0	-	0	1	0	0	0	0.0	9
NFL totals		41	19	201	128	73	2.0	4.0	0	0	-	0	5	0	2	2	4.0	24

SEASON / CAREER / PLAYOFF HIGHS

	2016	Career	Playoff
Tackles	3, at DAL (9/25).....	18, vs. DET (12/21/14).....	None
Solos	2, twice.....	13 vs. DET (12/21/14).....	None
Tackles For Loss	None.....	1, three times.....	None
Interceptions	None.....	None.....	None
Sacks	None.....	1, twice.....	None



29

HAROLD JONES-QUARTEY

Ht: 5-11 **Wt:** 210
Age: 22 **College:** Findlay
Bears Season: 2 **NFL Season:** 2
Acquired: Acquired from waivers in 2015 (ARI)

DEFENSIVE BACK

2016 CHICAGO BEARS

Date	W/L	Opp.	Tkls-S	Sk-YL	INT-Yds	PD	FF	FR	TFL
9/11	L*	at HOU	7-4	0-0	0-0	0	0	0	0
9/19	L*	PHI	4-4	0-0	0-0	0	0	0	0
9/25	L*	at DAL	6-5	0-0	0-0	0	0	0	0
10/2	W*	DET	7-7	0-0	0-0	0	0	0	1
10/9	L*	at IND	0-0	0-0	0-0	1	0	0	0
10/16	L*	JAC	4-3	0-0	0-0	1	0	0	0
10/20	L*	at GB	9-7	0-0	0-0	0	0	0	0
10/31	W*	MIN	4-3	0-0	0-0	0	0	0	0
11/13	L*	at TB	5-4	0-0	1-0	1	0	0	0
11/20	L	at NYG	0-0	0-0	0-0	0	0	0	0
11/27	L	TEN	0-0	0-0	0-0	0	0	0	0
12/4		SF							
12/11		at DET							
12/18		GB							
12/24		WAS							
1/1		at MIN							
Totals	2-7		46-37	0-0	1-0	3	0	0	1


HAROLD JONES-QUAREY'S NFL STATISTICS

REGULAR SEASON

Year	Team	GP	GS	Tackles				Interceptions				Fumbles			Misc.			
				Tot	S	A	Sk	Yds	No	Yds	Lg	TD	PD	FF	FR	Yds	TFL	STT
2015	Chicago	13	4	21	18	3	0.0	0.0	1	23	23	0	2	1	0	0	0.0	6
2016	Chicago	11	9	46	37	9	0.0	0.0	1	0	0	0	3	0	0	0	1.0	2
NFL totals		24	13	67	55	12	0.0	0.0	2	23	23	0	5	1	0	0	1.0	8

SEASON / CAREER / PLAYOFF HIGHS

	2016	Career	Playoff
Tackles	9, at GB (10/20)	Same	None
Solos	7, twice	8, vs. DET (1/3/16)	None
Tackles For Loss .	1, vs. DET (10/2)	Same	None
Interceptions	1, at TB (11/13)	1, twice	None
Sacks	None	None	None



64

ERIC
KUSH

Ht: 6-4

Wt: 313

Age: 22

College: California (PA)

Bears Season: 1


NFL Season: 3

Acquired: Acquired from waivers in 2016 (LA)

OFFENSIVE LINE

ERIC KUSH'S NFL STATISTICS

GAMES PLAYED-STARTED - 11-2: 2013 KC (3-1); 2015 STL (7-0). CHI (4-3).



44

NICK
KWIATKOSKI

Ht: 6-2
Age: 22

Wt: 242
College: West Virginia

Acquired: 4th round of the 2016 draft (113th overall)

LINEBACKER

2016 CHICAGO BEARS

Date	W/L	Opp.	Tkls-S	Sk-YL	INT-Yds	PD	FF	FR	TFL
9/11	L	at HOU			INACTIVE				
9/19	L	PHI			INACTIVE				
9/25	L*	at DAL	1-0	0-0	0-0	0	0	0	0
10/2	W	DET	2-1	0-0	0-0	0	0	0	0
10/9	L	at IND	0-0	0-0	0-0	0	0	0	0
10/16	L	JAC	1-1	0-0	0-0	0	0	0	0
10/20	L	at GB	1-1	0-0	0-0	0	0	0	0
10/31	W	MIN	0-0	0-0	0-0	0	0	0	0
11/13	L	at TB	0-0	0-0	0-0	0	0	0	0
11/20	L	at NYG	0-0	0-0	0-0	0	0	0	0
11/27	L*	TEN	4-2	0-0	0-0	0	0	0	0
12/4		SF							
12/11		at DET							
12/18		GB							
12/24		WAS							
1/1		at MIN							
Totals	0-1		9-5	0-0	0-0	0	0	0	0

NICK KWIATKOSKINFL STATISTICS

REGULAR SEASON

Year	Team	GP	GS	Tackles					Interceptions				Fumbles			Misc.			
				Tot	S	A	Sk	Yds	No	Yds	Lg	TD	PD	FF	FR	Yds	TFL	STT	
2016	Chicago	9	2	9	5	4	0	0	0	0	0	-	0	0	0	0	0	0	2

SEASON / CAREER / PLAYOFF HIGHS

	2016	Career	Playoff
Tackles	4, vs. TEN (11/27)	Same	None
Solos	2, vs. TEN (11/27)	Same	None
Tackles For Loss	None	None	None
Interceptions	None	None	None
Sacks	None	None	None



33

JEREMY LANGFORD

Ht: 6-0 **Wt:** 211
Age: 24 **College:** Michigan State
Bears Season: 2 **NFL Season:** 2
Acquired: 4th round of the 2015 draft (106th overall)

RUNNING BACK

2016 CHICAGO BEARS

Date	W/L	Opp.	Rush	Yds	Avg	Lg	TD	Rec	Yds	Avg	TD	Lg
9/11	L*	at HOU	17	57	3.4	15	1	2	6	3.0	0	5
9/19	L*	PHI	11	28	2.5	16	1	1	6	6.0	0	6
9/25	L*	at DAL	3	31	10.3	23	0	2	15	7.5	0	10
10/2	W	DET										
10/9	L	at IND										
10/16	L	JAC										
10/20	L	at GB										
10/31	W	MIN	0	0	0.0	-	0	1	11	11.0	0	11
11/13	L	at TB	2	16	8.0	13	0	4	10	2.5	0	5
11/20	L	at NYG	6	8	1.3	6	1	3	30	10.0	0	14
11/27	L	TEN	1	5	5.0	5	0	0	0	0.0	0	-
12/4		SF										
12/11		at DET										
12/18		GB										
12/24		WAS										
1/1		at MIN										
Totals	0-3		40	145	3.6	23	3	13	78	6.0	0	14

JEREMY LANGFORD'S NFL STATISTICS


REGULAR SEASON

Year	Team	GP-GS	Rush	Yds	Avg	Lg	TD	Rec	Yds	Avg	Lg	TD	STT
2015	Chicago	16-2	148	537	3.6	23	6	22	279	12.7	83t	1	1
2016	Chicago	7-3	40	145	3.6	23	3	13	78	6.0	14	0	0
NFL totals		23-5	188	682	3.6	23	9	35	357	10.2	83t	1	1

ADDITIONAL STATS: 2-pt conversions - 1: 2015 - 1 (1 rushing).

SEASON / CAREER / PLAYOFF HIGHS

	2016	Career	Playoff
Rushes	17, at HOU (9/11)	20, at STL (11/15/15).....	Same
Rushing Yards	57, at HOU (9/11).....	83, at TB (12/27/15)	Same
Longest Run	23, at DAL (9/25)	23, at STL (11/15/15).....	Same
Rushing TDs	1, three times.....	1, six times.....	None
Receptions	4, at TB (11/13)	7, at STL (11/15/15).....	None
Receiving Yards	30, at NYG (11/20)	109, at STL (11/15/15)	None
Longest Reception	14, at NYG (11/20).....	83t, at STL (11/15/15).....	None
Receiving TDs	None.....	1, at STL (11/15/15).....	None



62

TED
LARSEN

Ht: 6-2

Age: 28

Bears Season: 1

Acquired: Unrestricted free agent in 2015 (ARI)

Wt: 315


College: NC State

NFL Season: 7

OFFENSIVE LINE

TED LARSEN'S NFL STATISTICS

GAMES PLAYED-STARTED - 93-57: 2010 TB (12-11); 2011 TB (16-3); 2012 TB (16-13); 2013 TB (16-4); 2014 ARI (16-16); 2015 ARI (10-10); 2016 CHI (11-3).



47

PAUL LASIKE

Ht: 5-11 Wt: 258
 Age: 26 College: BYU
 Bears Season: 2 NFL Season: 1
 Acquired: Waived free agent in 2015 (ARI)

FULLBACK

2016 CHICAGO BEARS

Date	W/L	Opp.	Rush	Yds	Avg	Lg	TD	Rec	Yds	TD	Lg
9/11	L*	at HOU	0	0	0.0	-	0	0	0	0	0
9/19	L	PHI	1	2	2.0	2	0	0	0	0	0
9/25	L	at DAL									
10/2	W	DET									
10/9	L	at IND	0	0	-	-	0	0	0	0	0
10/16	L	JAC	1	1	1.0	1	0	0	0	0	0
10/20	L	at GB									
10/31	W	MIN									
11/13	L*	at TB	0	0	0.0	-	0	1	3	0	3
11/20	L	at NYG	1	5	5.0	5	0	0	0	0	-
11/27	L	TEN	0	0	0.0	-	0	0	0	0	-
12/4		SF									
12/11		at DET									
12/18		GB									
12/24		WAS									
1/1		at MIN									
Totals	0-1		3	8	2.7	5	0	1	3	0	3

PAUL LASIKE'S NFL STATISTICS

REGULAR SEASON

Year	Team	GP-GS	Rush	Yds	Avg	Lg	TD	Rec	Yds	Avg	Lg	TD	STT
2016	Chicago	7-2	3	8	2.7	5	0	1	3	3.0	3	0	0

SEASON / CAREER / PLAYOFF HIGHS

	2016	Career	Playoff
Rushes	1, three times.....	Same	None
Rushing Yards	5, at NYG (11/20)	Same	None
Longest Run	5 at NYG (11/20)	Same	None
Rushing TDs	None.....	None	None
Receptions	1, at TB (11/13)	Same	None
Receiving Yards	3, at TB (11/13)	Same	None
Longest Reception3, at TB (11/13)	Same	None
Receiving TDs	None.....	None	None



22 CRE'VON LEBLANC

Ht: 5-11 Wt: 190
 Age: 22 College: Florida Atlantic
 Bears Season: 3 NFL Season: R
 Acquired: Undrafted free agent

DEFENSIVE BACK

2016 CHICAGO BEARS

Date	W/L	Opp.	Tkls-S	Sk-YL	INT-Yds	PD	FF	FR	TFL
9/11	L	at HOU			INACTIVE				
9/19	L	PHI			INACTIVE				
9/25	L	at DAL	1-1	0-0	0-0	0	0	0	0
10/2	W	DET	2-2	0-0	0-0	0	0	0	0
10/9	L	at IND	1-1	0-0	0-0	2	0	0	0
10/16	L	JAC	1-1	0-0	0-0	0	0	0	0
10/20	L*	at GB	7-6	0-0	0-0	2	0	0	0
10/31	W*	MIN	3-3	0-0	0-0	0	0	0	0
11/13	L*	at TB	3-2	0-0	0-0	0	0	0	0
11/20	L*	at NYG	4-4	0-0	0-0	0	0	0	0
11/27	L*	TEN	6-6	0-0	0-0	0	0	0	0
12/4		SF							
12/11		at DET							
12/18		GB							
12/24		WAS							
1/1		at MIN							
Totals	1-4		28-26	0-0	0-0	4	0	0	0

CRE'VON LEBLANC'S NFL STATISTICS

REGULAR SEASON

Year	Team	GP	GS	Tackles					Interceptions				Fumbles			Misc.				
				Tot	S	A	Sk	Yds	No	Yds	Lg	TD	PD	FF	FR	Yds	TFL	STT		
2016	Chicago	9	5	28	26	2	0	0	0	0	0	0	-	0	4	0	0	0	0	0

SEASON / CAREER / PLAYOFF HIGHS

	2016	Career	Playoff
Tackles	7, at GB (10/20)	Same	None
Solos	6, twice	Same	None
Tackles For Loss	None	None	None
Interceptions	None	None	None
Sacks	None	None	None



72

CHARLES
LENO, JR.

Ht: 6-3

Age: 24

Bears Season: 3

Acquired: 7th round of the 2014 draft

Wt: 305


College: Boise State

NFL Season: 3

OFFENSIVE LINE

CHARLES LENO'S NFL STATISTICS

GAMES PLAYED-STARTED - 29-21: 2014 CHI (6-1); 2015 CHI (16-13); 2016 CHI (11-11).



75

KYLE
LONG

Ht: 6-6

Wt: 320

Age: 27

College: Oregon

Bears Season: 4

NFL Season: 4

Acquired: 1st round of the 2013 draft

OFFENSIVE LINE

KYLE LONG'S NFL STATISTICS

GAMES PLAYED-STARTED - 54-54: 2013 CHI (16-16); 2014 CHI (15-15); 2015 CHI (16-16) 2016 CHI (8-8).

INJURED RESERVE 11/15



70

**BOBBY
MASSIE**

Ht: 6-6

Age: 26

Bears Season: 1

Acquired: Unrestricted free agent in 2016 (ARI)

Wt: 320

College: Mississippi

NFL Season: 5

OFFENSIVE LINE

BOBBY MASSIE'S NFL STATISTICS

GAMES PLAYED-STARTED - 61-53: 2012 ARI (16-16); 2013 CHI (8-0); 2014 ARI (16-16); 2015 ARI (14-14); 2016 CHI (10-10).



27 SHERRICK McMANIS

Ht: 6-1 Wt: 192
 Age: 28 College: Northwestern
 Bears Season: 5 NFL Season: 7
 Acquired: Trade with HOU in 2012

DEFENSIVE BACK

2016 CHICAGO BEARS

Date	W/L	Opp.	Tkls-S	Sk-YL	INT-Yds	PD	FF	FR	TFL
9/11	L	at HOU	0-0	0-0	0-0	0	0	0	0
9/19	L	PHI	2-2	0-0	0-0	0	0	0	0
9/25	L	at DAL	1-1	0-0	0-0	0	0	0	0
10/2	W	DET	0-0	0-0	0-0	0	0	0	0
10/9	L	at IND	0-0	0-0	0-0	0	0	0	0
10/16	L	JAC	0-0	0-0	0-0	0	0	0	0
10/20	L	at GB	0-0	0-0	0-0	0	0	0	0
10/31	W	MIN	0-0	0-0	0-0	0	0	0	0
11/13	L	at TB	0-0	0-0	0-0	0	0	0	0
11/20	L	at NYG	0-0	0-0	0-0	0	0	0	0
11/27	L	TEN	0-0	0-0	0-0	0	0	0	0
12/4		SF							
12/11		at DET							
12/18		GB							
12/24		WAS							
1/1		at MIN							
Totals	0-0		3-3	0-0	0-0	0	0	0	0

SHERRICK MCMANIS' NFL STATISTICS


REGULAR SEASON

Year	Team	GP	GS	Tackles					Interceptions				Fumbles			Misc.				
				Tot	S	A	Sk	Yds	No	Yds	Lg	TD	PD	FF	FR	Yds	TFL	STT		
2010	Houston	14	0	2	1	1	0.0	0.0	1	1	1	0	1	0	0	0	0	0	0.0	11
2011	Houston	9	0	0	0	0	0.0	0.0	0	0	-	0	0	1	0	0	0	0	0.0	5
2012	Chicago	12	0	0	0	0	0.0	0.0	0	0	-	0	0	0	1	0	0	0	0.0	10
2013	Chicago	15	1	1	1	0	0.0	0.0	0	0	-	0	1	0	0	0	0	0	0.0	15
2014	Chicago	12	0	4	3	1	0.0	0.0	0	0	-	0	0	0	1	0	0	0	0.0	13
2015	Chicago	16	4	19	12	7	0.0	0.0	0	0	-	0	3	0	0	0	0	3.0	17	
2016	Chicago	11	0	3	3	0	0.0	0.0	0	0	-	0	0	0	0	0	0	0.0	9	
Bears totals		66	5	27	19	8	0.0	0.0	0	0	-	0	4	0	2	0	0	0.0	64	
NFL totals		89	5	29	20	9	0.0	0.0	1	1	1	0	5	1	2	0	0	0.0	80	

ADDITIONAL STATS: Blocked Punts - 1: at TEN (1/4/12). Kickoff Returns - 11 for 230 yards.

SEASON / CAREER / PLAYOFF HIGHS

	2016	Career	Playoff
Tackles	2, vs. PHI (9/19)	6, at DET (10/18/15)	None
Solos	2, vs. PHI (9/19)	5, at DET (10/18/15)	None
Pass Defenses	None	1, five times	None
Interceptions	None	1, three times	None
Sacks	None	None	None



92

PERNELL MCPHEE

Ht: 6-3

Wt: 273

Age: 27

College: Mississippi State

Bears Season: 2

NFL Season: 6

Acquired: Unrestricted free agent in 2015 (BAL)

LINEBACKER

2016 CHICAGO BEARS

Date	W/L	Opp.	Tkls-S	Sk-YL	INT-Yds	PD	FF	FR	TFL
9/11	L	at HOU			PUP				
9/19	L	PHI			PUP				
9/25	L	at DAL			PUP				
10/2	W	DET			PUP				
10/9	L	at IND			PUP				
10/16	L	JAC			PUP				
10/20	L	at GB	0-0	0-0	0-0	0	0	0	0
10/31	W	MIN	1-1	1-3	0-0	0	1	0	0
11/13	L	at TB	2-2	1-15	0-0	0	0	0	1
11/20	L	at NYG	1-1	0-0	0-0	0	0	0	1
11/27	L	TEN	4-3	0-0	0-0	0	0	0	0
12/4		SF							
12/11		at DET							
12/18		GB							
12/24		WAS							
1/1		at MIN							
Totals	0-0		8-7	2-18	0-0	0	1	0	2

PERNELL MCPHEE'S NFL STATISTICS

REGULAR SEASON

Year	Team	GP	GS	Tackles				Interceptions				Fumbles			Misc.			
				Tot	S	A	Sk	Yds	No	Yds	Lg	TD	PD	FF	FR	Yds	TFL	STT
2011	Baltimore	16	0	23	16	7	6.0	31.0	0	0	-	0	2	1	1	0	4.0	0
2012	Baltimore	12	6	21	18	3	1.5	12.0	0	0	-	0	0	0	0	0	4.0	0
2013	Baltimore	16	0	21	13	8	2.0	13.0	0	0	-	0	1	1	0	0	5.0	0
2014	Baltimore	16	0	27	17	10	7.5	50.0	0	0	-	0	4	1	1	0	11.0	0
2015	Chicago	14	12	64	43	21	6.0	41.0	1	13	13	0	3	0	0	0	10.0	0
2016	Chicago	5	0	8	7	1	2.0	18.0	0	0	-	0	0	1	0	0	2.0	0
Bears totals		19	12	72	50	22	8.0	59.0	1	13	13	0	3	1	0	0	12.0	0
NFL totals		79	18	164	114	50	25.0	165.0	1	13	13	0	10	4	1	0	36.0	0

ADDITIONAL STATS: Blocked Punts - 1: at TEN (1/4/12). Kickoff Returns - 11 for 230 yards.

SEASON / CAREER / PLAYOFF HIGHS

	2016	Career	Playoff
Tackles	4, vs. TEN (11/27)	9, twice	3, at DEN (1/12/13)
Solos	3, vs. TEN (11/27)	8, at SEA (9/27/15)	2, at DEN (1/12/13)
Sacks	1, twice	2, four times	1, at DEN (1/12/13)



81

CAMERON MEREDITH

Ht: 6-3 Wt: 207
 Age: 23 College: Illinois State
 Bears Season: 2 NFL Season: 2
 Acquired: Undrafted free agent in 2015

WIDE RECEIVER

2016 CHICAGO BEARS

Date	W/L	Opp.	Rec	Yds	Avg	Lg	TD	Rush	Yds	Avg	TD	Lg
9/11	L	at HOU										
9/19	L	PHI										
9/25	L	at DAL	2	24	12.0	24	0	0	0	0.0	0	0
10/2	W	DET	4	28	7.0	12	0	0	0	0.0	0	0
10/9	L*	at IND	9	130	14.4	30	1	1	6	6.0	0	6
10/16	L*	JAC	11	113	10.3	36	0	0	0	0.0	0	0
10/20	L	at GB	1	12	12.0	12	0	0	0	0.0	0	0
10/31	W*	MIN	1	24	24.0	24	0	0	0	0.0	0	0
11/13	L*	at TB	1	50	50.0	50t	1	0	0	0.0	0	0
11/20	L*	at NYG	4	49	12.3	18	0	0	0	0.0	0	-
11/27	L*	TEN	2	19	9.5	11	0	0	0	0.0	0	-
12/4		SF										
12/11		at DET										
12/18		GB										
12/24		WAS										
1/1		at MIN										
Totals	1-5		35	449	12.8	50t	2	1	6	6.0	0	6

CAMERON MEREDITH'S NFL STATISTICS

REGULAR SEASON

Year	Team	GP-GS	Rec	Yds	Avg	Lg	TD	Rush	Yds	Avg	Lg	TD	STT
2015	Chicago	11-0	11	120	10.9	22	0	0	0	-	-	0	0
2016	Chicago	9-6	35	449	12.8	50t	2	1	6	6.0	6	0	0
NFL totals		20-6	46	569	12.4	50t	2	1	6	6.0	6	0	0

SEASON / CAREER / PLAYOFF HIGHS

	2016	Career	Playoff
Receptions.....	11, vs. JAC (10/16).....	Same.....	None
Receiving Yards.....	130, at IND (10/9).....	Same.....	Same
Longest Reception.....	50t, at TB (11/13).....	Same.....	Same
Receiving TDs.....	1, twice.....	Same.....	Same



86

ZACH MILLER

Ht: 6-5

Wt: 243

Age: 31

College: Nebraska-Omaha

Bears Season: 3

NFL Season: 7

Acquired: Waived free agent in 2013 (TB)

TIGHT END

2016 CHICAGO BEARS

Date	W/L	Opp.	Rec	Yds	Avg	Lg	TD	Rush	Yds	Avg	TD	Lg
9/11	L	at HOU	3	14	4.7	5	0	0	0	0.0	0	-
9/19	L*	PHI	4	33	8.3	12	0	0	0	0.0	0	-
9/25	L*	at DAL	8	78	9.8	26	2	0	0	0.0	0	-
10/2	W*	DET	3	31	10.3	17	1	0	0	0.0	0	-
10/9	L*	at IND	7	73	10.4	23	0	0	0	0.0	0	-
10/16	L*	JAC	6	36	6.0	11	0	0	0	0.0	0	-
10/20	L*	at GB	2	40	20.0	26	0	0	0	0.0	0	-
10/31	W*	MIN	7	88	12.6	21	0	0	0	0.0	0	-
11/13	L	at TB	4	32	8.0	12	0	0	0	0.0	0	-
11/20	L*	at NYG	3	61	20.3	34	1	0	0	0.0	0	-
11/27		TEN										
12/4		SF										
12/11		at DET										
12/18		GB										
12/24		WAS										
1/1		at MIN										
Totals	2-6		47	486	10.3	34	4	0	0	0.0	0	-

ZACH MILLER'S NFL STATISTICS


REGULAR SEASON

Year	Team	GP-GS	Rec	Yds	Avg	Lg	TD
2009	Jacksonville	14-0	21	212	10.1	62	2
2010	Jacksonville	15-5	20	216	10.8	52t	1
2011	Jacksonville	4-0	4	42	10.5	14t	1
2015	Chicago	15-14	34	439	12.9	87t	5
2016	Chicago	10-8	47	486	10.3	34	4
Bears totals		25-22	81	925	11.4	87t	9
NFL totals		58-27	126	1,395	11.1	87t	13

ADDITIONAL STATS: Kickoff Returns - 4 for 41 yards: 2009 (2 for 19 yards); 2010 (1 for 22 yards). Rushing - 3 for 12 yards: 2009 (1 for 3 yards); 2010 (2 for 9 yards). Special Teams Tackles - 23: 2009 (9); 2010 (12); 2011 (2).

SEASON / CAREER / PLAYOFF HIGHS

	2016	Career	Playoff
Receptions.....	8, at DAL (9/25).....	8, twice.....	None
Receiving Yards	88, vs. MIN (10/31)...	107, at STL (11/15/15) ...	None
Longest Reception .	.34, at NYG (11/20)....	87t, at STL (11/15/15) ...	None
Receivng TDs.....	2, at DAL (9/25).....	2, three times	None



35

RAHEEM MOSTERT

Ht: 5-10

Wt: 197

Age: 24

College: Purdue

Bears Season: 1

NFL Season: 2


Acquired: Waived free agent in 2016 (CLE)

RUNNING BACK

2016 CHICAGO BEARS

Date	W/L	Opp.	Rush	Yds	Avg	Lg	TD	Rec	Yds	Avg	TD	Lg
9/11	L	at HOU										
9/19	L	PHI										
9/25	L	at DAL	0	0	0.0	-	0	0	0	0.0	0	-
10/2	W	DET	0	0	0.0	-	0	0	0	0.0	0	-
10/9	L	at IND										
10/16	L	JAC										
10/20	L	at GB										
10/31		MIN										
11/13		at TB										
11/20		at NYG										
11/27		TEN										
12/4		SF										
12/11		at DET										
12/18		GB										
12/24		WAS										
1/1		at MIN										
Totals	0-0		0	0	0.0	-	0	0	0	0.0	0	-

WAIVED 10/21



16

PAT O'DONNELL

Ht: 6-4 **Wt:** 217
Age: 25 **College:** Miami (FL)
Bears Season: 3 **NFL Season:** 3
Acquired: 6th round of the 2014 draft (191st overall)

PUNTER

2016 CHICAGO BEARS

DATE	W/L	Opp.	No.	Yds	Avg	Net	Long	In-20
9/11	L	at HOU	7	296	42.3	38.1	47	2
9/19	L	PHI	4	151	37.8	37.8	51	1
9/25	L	at DAL	4	159	39.8	39.0	49	1
10/2	W	DET	4	196	49.0	14.0	51	0
10/9	L	at IND	2	92	46.0	36.0	46	0
10/16	L	JAC	6	261	43.5	43.0	50	4
10/20	L	at GB	5	225	45.0	43.8	48	3
10/31	W	MIN	5	222	44.4	41.4	53	3
11/13	L	at TB	5	218	43.6	42.6	53	2
11/20	L	at NYG	6	289	48.2	45.8	67	2
11/27	L	TEN	4	182	45.5	43.5	55	0
12/4		SF						
12/11		at DET						
12/18		GB						
12/24		WAS						
1/1		at MIN						
Totals	0-0		52	2,291	44.1	39.4	67	18

PAT O'DONNELL'S NFL STATISTICS


REGULAR SEASON

Year	Team	GP	Punts	Yds	Avg	Opp Ret	Yds	Net	TB	In-20	Lg	Blk
2014	Chicago	16	71	3,107	43.8	33	335	37.7	3	20	61	1
2015	Chicago	15	70	3,097	44.2	27	197	39.7	4	28	72	1
2016	Chicago	11	52	2,291	44.1	17	203	39.4	2	18	67	0
NFL totals		42	193	8,495	44.0	77	735	38.9	9	66	72	2

ADDITIONAL STATS: Special Teams Tackles - 4: 2014 (2); 2015 (2).

SEASON / CAREER / PLAYOFF HIGHS

	2016	Career	Playoff
Punts	7, at HOU (9/11)	10, at SEA (9/27/15)	None
Punting Yards	296, at HOU (9/11)	477, at SEA (9/27/15)	None
Gross Avg. (Min 4)	44.4, vs. MIN (10/31)	51.3, at ATL (10/12/14)	None
Punts In-the-20	4, vs. JAC (10/16)	4, twice	None
Longest Punt	53, twice	72, at SEA (9/27/15)	None



85

LOGAN PAULSEN

Ht: 6-5 Wt: 268
 Age: 29 College: UCLA
 Bears Season: 1 NFL Season: 7
 Acquired: Waived free agent in 2016 (WAS)

TIGHT END

2016 CHICAGO BEARS

Date	W/L	Opp.	Rec	Yds	Avg	Lg	TD	Rush	Yds	TD	Lg
9/11	L*	at HOU	0	0	0.0	-	0	0	0	0	0
9/19	L*	PHI	0	0	0.0	-	0	0	0	0	0
9/25	L	at DAL	0	0	0.0	-	0	0	0	0	0
10/2	W*	DET	2	10	5.0	7	0	0	0	0	0
10/9	L*	at IND	0	0	0	-	0	0	0	0	0
10/16	L*	JAC	0	0	0	-	0	0	0	0	0
10/20	L*	at GB	0	0	0	-	0	0	0	0	0
10/31	W*	MIN	1	5	5.0	5	0	0	0	0	0
11/13	L*	at TB	0	0	0.0	-	0	0	0	0	0
11/20	L*	at NYG	0	0	0.0	-	0	0	0	0	0
11/27	L*	TEN	0	0	0.0	-	0	0	0	0	0
12/4		SF									
12/11		at DET									
12/18		GB									
12/24		WAS									
1/1		at MIN									
Totals	2-8		3	15	5.0	7	0	0	0	0	0

LOGAN PAULSEN'S NFL STATISTICS


REGULAR SEASON

Year	Team	GP-GS	Rec	Yds	Avg	Lg	TD
2010	Washington	11-0	2	10	5.0	9	1
2011	Washington	16-6	11	138	12.5	24	0
2012	Washington	16-10	25	308	12.3	31	1
2013	Washington	16-14	28	267	9.5	33	3
2014	Washington	16-12	13	78	6.0	16t	1
2016	Chicago	11-10	3	15	5.0	7	0
NFL totals		86-52	82	816	10.0	33	6

ADDITIONAL STATS: Kickoff Returns - 3 for 17 yards: 2011 (2 for 7 yards); 2014 (1 for 10 yards).

SEASON / CAREER / PLAYOFF HIGHS

	2016	Career	Playoff
Receptions	2, vs. DET (10/2)	5, vs. CAR (11/4/12)	2, vs. SEA (1/6/13)
Receiving Yards	10, vs. DET (10/2)	76, at NYG (10/21/12) ...	15, vs. SEA (1/6/13)
Longest Reception ..	7, vs. DET (10/2)	33, at OAK (9/29/13)....	11, vs. SEA (1/6/13)
Receiving TDs	None.....	1, six times.....	None



21

TRACY PORTER

Ht: 5-11 **Wt:** 200
Age: 29 **College:** Indiana
Bears Season: 2 **NFL Season:** 9
Acquired: Waived free agent in 2015 (WAS)

DEFENSIVE BACK

2016 CHICAGO BEARS

Date	W/L	Opp.	Tkls-S	Sk-YL	INT-Yds	PD	FF	FR	TFL
9/11	L*	at HOU	4-3	0-0	1-3	1	0	0	0
9/19	L*	PHI	6-6	0-0	0-0	1	0	0	0
9/25	L*	at DAL	5-4	0-0	0-0	0	0	0	0
10/2	W*	DET	1-1	0-0	0-0	0	0	0	0
10/9	L*	at IND	4-4	0-0	0-0	1	0	0	0
10/16	L*	JAC	0-0	0-0	1-25	2	0	0	0
10/20	L*	at GB	2-1	0-0	0-0	0	0	0	0
10/31	W*	MIN	6-6	0-0	0-0	0	0	0	0
11/13	L*	at TB	4-4	0-0	0-0	0	0	0	0
11/20	L*	at NYG	2-2	0-0	0-0	2	0	0	0
11/27	L*	TEN	2-2	0-0	0-0	1	1	0	0
12/4		SF							
12/11		at DET							
12/18		GB							
12/24		WAS							
1/1		at MIN							
Totals	2-8		36-33	0-0	2-28	8	1	0	0


TRACY PORTER'S NFL STATISTICS

REGULAR SEASON

Year	Team	GP	GS	Tackles					Interceptions				Fumbles			Misc.		
				Tot	S	A	Sk	Yds	No	Yds	Lg	TD	PD	FF	FR	Yds	TFL	STT
2008	New Orleans	5	5	25	23	2	1.0	8.0	1	25	25	0	5	0	0	0	3.0	0
2009	New Orleans	12	11	58	49	9	0.0	0.0	4	72	54t	1	12	2	0	0	0.0	0
2010	New Orleans	12	12	60	45	15	0.0	0.0	1	5	5	0	6	0	2	0	5.0	0
2011	New Orleans	14	11	52	42	10	0.0	0.0	1	-7	-7	0	9	2	1	0	2.0	0
2012	Denver	6	4	21	16	5	0.0	0.0	1	43	43t	1	6	0	0	0	2.0	0
2013	Oakland	16	16	67	53	14	1.5	11.5	2	44	43t	1	12	0	0	0	5.0	0
2014	Washington	3	1	5	3	2	0.0	0.0	0	0	-	0	1	1	0	0	0.0	0
2015	Chicago	14	13	38	34	4	0.0	0.0	1	2	2	0	12	1	0	0	0.0	0
2016	Chicago	11	11	36	33	3	0.0	0.0	2	28	25	0	8	1	0	0	0.0	0
Bears totals		25	24	74	67	7	0.0	0.0	3	30	25	0	20	2	0	0	0.0	0
NFL totals		92	83	362	298	64	2.5	19.5	13	212	54t	3	71	7	3	0	17.0	0

SEASON / CAREER / PLAYOFF HIGHS

	2016	Career	Playoff
Tackles	6, twice.....	10, vs. NYG (11/28/11).....	None
Solos	6, twice.....	8, three times.....	None
Pass Defenses	2, at NYG (11/20).....	5, twice.....	None
Interceptions	1, twice.....	1, 13 times.....	None



31

CHRIS PROSINSKI

Ht: 6-1 **Wt:** 213
Age: 29 **College:** Wyoming
Bears Season: 2 **NFL Season:** 6
Acquired: Waived free agent in 2015 (PHI)

DEFENSIVE BACK

2016 CHICAGO BEARS

Date	W/L	Opp.	Tkls-S	Sk-YL	INT-Yds	PD	FF	FR	TFL
9/11	L	at HOU	0-0	0-0	0-0	0	0	0	1
9/19	L	PHI	3-3	0-0	0-0	0	0	0	0
9/25	L	at DAL	2-1	0-0	0-0	0	0	0	1
10/2	W	DET	0-0	0-0	0-0	0	0	0	1
10/9	L	at IND	8-6	0-0	0-0	0	0	0	0
10/16	L	JAC	0-0	0-0	0-0	0	0	0	0
10/20	L*	at GB	1-1	0-0	0-0	0	0	0	0
10/31	W	MIN	1-0	0-0	0-0	0	0	0	0
11/13	L	at TB	3-2	0-0	0-0	0	0	0	1
11/20	L	at NYG	0-0	0-0	0-0	0	0	0	0
11/27	L	TEN	0-0	0-0	0-0	0	0	0	0
12/4		SF							
12/11		at DET							
12/18		GB							
12/24		WAS							
1/1		at MIN							
Totals	0-1		18-13	0-0	0-0	0	0	0	1


CHRIS PROSINSKI'S NFL STATISTICS

REGULAR SEASON

Year	Team	GP	GS	Tackles					Interceptions				Fumbles			Misc.		
				Tot	S	A	Sk	Yds	No	Yds	Lg	TD	PD	FF	FR	Yds	TFL	STT
2011	Jacksonville	13	1	14	11	3	0.0	0.0	0	0	-	0	0	0	1	0	0.0	5
2012	Jacksonville	16	7	50	39	11	0.0	0.0	1	6	6	0	4	0	0	0	0.0	3
2013	Jacksonville	16	1	7	5	2	0.0	0.0	0	0	-	0	2	0	0	0	0.0	9
2014	TOTAL	11	0	2	2	0	0.0	0.0	0	0	-	0	0	0	0	0	1.0	10
2015	Chicago	13	5	23	21	2	1.0	0.0	0	0	-	0	0	1	0	0	0.0	9
2016	Chicago	10	1	18	13	5	0.0	0.0	0	0	-	0	0	0	0	0	1.0	4
Bears totals		24	6	50	41	9	0.0	0.0	0	0	-	0	0	1	0	0	1.0	13
NFL totals		80	15	114	91	23	1.0	0.0	1	6	6	0	6	1	1	0	2.0	40

SEASON / CAREER / PLAYOFF HIGHS

	2016	Career	Playoff
Tackles	8, at IND (10/9).....	12, vs. NE (12/23/12).....	None
Solos	6, at IND (10/9).....	8, twice.....	None
Pass Defenses	None.....	1, six times.....	None
Interceptions	None.....	1, vs. NE (12/23/12).....	None



19 EDDIE ROYAL

Ht: 5-10 Wt: 190
 Age: 30 College: Virginia Tech
 Bears Season: 2 NFL Season: 9
 Acquired: Unrestricted free agent in 2015 (SD)

WIDE RECEIVER

2016 CHICAGO BEARS

Date	W/L	Opp.	Rec	Yds	Avg	Lg	TD	Rush	Yds	Avg	TD	Lg
9/11	L	at HOU	4	57	14.3	19	1	0	0	-	0	-
9/19	L	PHI	4	52	13.0	31	0	0	0	-	0	-
9/25	L*	at DAL	3	21	7.0	10	0	0	0	-	0	-
10/2	W	DET	7	111	15.9	64	1	0	0	-	0	-
10/9	L	at IND	7	43	6.1	12	0	0	0	-	0	-
10/16	L	JAC	4	54	13.5	17	0	0	0	-	0	-
10/20	L	at GB										
10/31	W	MIN										
11/13	L	at TB	1	24	24.0	24	0	0	0	-	0	-
11/20	L	at NYG	2	13	6.5	11	0	0	0	-	0	-
11/27	L	TEN	1	-6	-6.0	-6	0	0	0	-	0	-
12/4		SF										
12/11		at DET										
12/18		GB										
12/24		WAS										
1/1		at MIN										
Totals	0-1		33	369	11.2	64	2	0	0	-	0	-

EDDIE ROYAL'S NFL STATISTICS

REGULAR SEASON


Year	Team	GP-GS	Rec	Yds	Avg	Lg	TD	Rush	Yds	Avg	Lg	TD
2008	Denver	15-15	91	980	10.8	93t	5	11	109	9.9	71	0
2009	Denver	14-12	37	345	9.3	20	0	1	1	1.0	1	0
2010	Denver	16-10	59	627	10.6	41	3	6	61	10.2	20	0
2011	Denver	12-8	19	155	8.2	26t	1	7	48	6.9	11	0
2012	San Diego	10-2	23	234	10.2	31	1	3	22	7.3	11	0
2013	San Diego	15-3	47	631	13.4	54	8	3	21	7.0	15	0
2014	San Diego	16-11	62	778	12.5	47t	7	3	14	4.7	15	0
2015	Chicago	9-9	37	238	6.4	30	1	1	-1	-1.0	-1	0
2016	Chicago	9-1	33	369	11.2	64	2	0	0	0.0	-	0
Bears totals		18-10	70	607	8.7	64	3	1	-1	-1.0	-1	0
NFL totals		116-71	408	4,357	10.7	93t	28	35	275	7.9	71	0

Year	Team	KR	Yds	Avg	LG	TD	PR	FC	Yds	Avg	Lg	TD
2008	Dever	23	600	26.1	95	0	14	10	140	10.0	36	0
2009	Denver	26	621	23.9	93t	1	30	13	335	11.2	71t	1
2010	Denver	5	107	21.4	33	0	25	12	298	11.9	33	0
2011	Denver	3	47	15.7	20	0	12	9	194	16.2	85t	1
2012	San Diego	0	0	-	-	0	12	2	64	5.3	14	0
2013	San Diego	0	0	-	-	0	7	7	41	5.9	12	0
2014	San Diego	0	0	-	-	0	11	6	100	9.1	58	0
2015	Chicago	0	0	-	-	0	1	0	16	16.0	16	0
2016	Chicago	0	0	-	-	0	19	15	166	8.7	65t	1
Bears totals		0	0	-	-	0	20	15	182	9.1	65t	1
NFL totals		57	1,375	24.1	95	1	127	74	1,337	10.5	85t	3

ADDITIONAL STATS: Special Teams Touchdowns - 3: 71-yard punt return at SD (10/19/09), 93-yard kickoff return at SD (10/19/09); 85-yard punt return touchdown at OAK (11/6/11); 65-yard punt return touchdown vs. PHI (9/19). **2-pt conversions - 1:** 2008 - 1 (receiving). **Passing - 0 for 1:** 2008 - 0 for 1.

SEASON / CAREER / PLAYOFF HIGHS

	2016	Career	Playoff
Receptions	7, twice.....	11, at SD (12/28/08)	3, vs. PIT (1/8/12)
Receiving Yards	111, vs. DET (10/2).....	164, at CLE (11/6/08)....	49, vs. PIT (1/8/12)
Longest Reception ..	64, vs. DET (10/2)	93t, at CLE (11/6/08)....	33, at CIN (1/5/14)
Receiving TDs	1, twice	3, at PHI (9/14/13)	1, vs. PIT (1/8/12)



48

PATRICK
SCALES

Ht: 6-4

Wt: 244

Age: 28

College: Utah State

Bears Season: 2

NFL Season: 2

Acquired: Waived free agent in 2015 (BAL)

LONG SNAPPER

PATRICK SCALES' NFL STATISTICS

GAMES PLAYED-STARTED - 14-0: 2014 BAL (2-0); 2015 CHI (5-0); 2016 CHI (11-0).



87 GREG SCRUGGS

Ht: 6-3 **Wt:** 277
Age: 23 **College:** Louisville
Bears Season: 2 **NFL Season:** 4
Acquired: Waived free agent in 2015 (SEA)

TIGHT END

2016 CHICAGO BEARS

Date	W/L	Opp.	Rec	Yds	Avg	Lg	TD	Rush	Yds	TD	Lg
9/11	L	at HOU	0	0	0	-	0	0	0	0	-
9/19	L	PHI	0	0	0	-	0	0	0	0	-
9/25	L	at DAL	0	0	0	-	0	0	0	0	-
10/2		DET									
10/9		at IND									
10/16		JAC									
10/20		at GB									
10/31		MIN									
11/13		at TB									
11/20		at NYG									
11/27		TEN									
12/4		SF									
12/11		at DET									
12/18		GB									
12/24		WAS									
1/1		at MIN									
Totals	0-0		0	0	0	-	0	0	0	0	-

GREG SCRUGGS' NFL STATISTICS

REGULAR SEASON

Year	Team	GP-GS	Rec	Yds	Avg	Lg	TD
2012	Seattle	11-0	0	0	0.0	-	0
2014	Washington	3-0	0	0	0.0	-	0
2015	Washington	1-0	0	0	0.0	-	0
2016	Chicago	3-0	0	0	0.0	-	0
NFL totals		18-0	0	0	0	0	0

ADDITIONAL STATS: Tackles-9: 2012 (5) 2014 (1), 2015 (3) **Sacks 3:** - 2012 (2), 2015 (1)

SEASON / CAREER / PLAYOFF HIGHS

	2016	Career	Playoff
Receptions	None	None	None
Receiving Yards	None	None	None
Longest Reception	None	None	None
Receiving TDs	None	None	None



71

JOSH
SITTON

Ht: 6-3

Wt: 318

Age: 30

College: UCF

Bears Season: 1

NFL Season: 9

Acquired: Free agent signing 2016 (GB)

OFFENSIVE LINE

JOSH SITTON'S NFL STATISTICS

GAMES PLAYED-STARTED - 127-118: 2008 GB (11-2); 2009 GB (16-16); 2010 GB (16-16); 2011 GB (14-14); 2012 GB (16-16); 2013 GB (16-16); 2014 GB (16-16); 2015 GB (16-16); 2016 CHI (8-8).



67

JIMMY
STATEN

Ht: 6-3 Wt: 311
 Age: 25 College: Middle Tennessee
 Bears Season: 1 NFL Season: 3
 Acquired: Free agent signing 2016 (KC)

DEFENSIVE LINE

2016 CHICAGO BEARS

Date	W/L	Opp.	Tkls-S	Sk-YL	INT-Yds	PD	FF	FR	TFL
9/11	L	at HOU							
9/19	L	PHI							
9/25	L	at DAL							
10/2	W	DET							
10/9	L	at IND							
10/16	L	JAC							
10/20	L	at GB							
10/31	W	MIN							
11/13	L	at TB							
11/20	L	at NYG							
11/27		TEN							
12/4		SF							
12/11		at DET							
12/18		GB							
12/24		WAS							
1/1		at MIN							
Totals	0-0		0-0	0-0	0-0	0	0	0	0

JIMMY STATEN'S NFL STATISTICS

REGULAR SEASON

Year	Team	GP	GS	Tackles					Interceptions				Fumbles			Misc.			
				Tot	S	A	Sk	Yds	No	Yds	Lg	TD	PD	FF	FR	Yds	TFL	STT	
2016	Chicago	0	0	0	0	0	0.0	0.0	0	0	-	0	0	0	0	0	0	0.0	0
NFL totals		0	0	0	0	0	0.0	0.0	0	0	-	0	0	0	0	0	0	0.0	0

SEASON / CAREER / PLAYOFF HIGHS

	2016	Career	Playoff
Tackles	None	None	None
Solos	None	None	None
Tackles For Loss	None	None	None
Sacks	None	None	None

WALLEN 1/27



93 WILL SUTTON

Ht: 6-0 Wt: 297
 Age: 24 College: Arizona State
 Bears Season: 3 NFL Season: 3
 Acquired: 3rd round of the 2014 draft

DEFENSIVE LINE

2016 CHICAGO BEARS

Date	W/L	Opp.	Tkls-S	Sk-YL	INT-Yds	PD	FF	FR	TFL
9/11	L	at HOU			INACTIVE				
9/19	L	PHI	1-0	0-0	0-0	0	0	0	0
9/25	L*	at DAL	5-2	0-0	0-0	1	0	0	0
10/2	W*	DET	3-3	0-0	0-0	0	0	0	0
10/9	L*	at IND	0-0	0-0	0-0	0	0	0	0
10/16	L*	JAC	1-1	0-0	0-0	0	0	0	0
10/20	L	at GB	0-0	0-0	0-0	0	0	0	0
10/31	W*	MIN	1-0	0-0	0-0	0	0	0	0
11/13	L*	at TB	4-2	0-0	0-0	0	0	0	0
11/20		at NYG							
11/27		TEN							
12/4		SF							
12/11		at DET							
12/18		GB							
12/24		WAS							
1/1		at MIN							
Totals	2-4		15-8	0-0	0-0	1	0	0	0

WILL SUTTON'S NFL STATISTICS

REGULAR SEASON

Year	Team	GP	GS	Tackles				Interceptions				Fumbles			Misc.			
				Tot	S	A	Sk	Yds	No	Yds	Lg	TD	PD	FF	FR	Yds	TFL	STT
2014	Chicago	15	5	25	21	4	0.0	0.0	0	0	-	0	2	0	0	0	2.5	0
2015	Chicago	13	7	37	20	17	0.0	0.0	0	0	-	0	4	0	0	0	2.0	0
2016	Chicago	8	6	15	8	7	0.0	0.0	0	0	-	0	1	0	0	0	0.0	0
NFL totals		36	18	77	49	28	0.0	0.0	0	0	-	0	6	0	0	0	4.5	0

SEASON / CAREER / PLAYOFF HIGHS

	2016	Career	Playoff
Tackles	5, at DAL (9/25)	6, vs. DEN (11/22/15)	None
Solos	3, vs. DET (10/2)	4, twice	None
Tackles For Loss	None	1, twice	None
Sacks	None	None	None

INJURED RESERVE 11/15



14 DEONTE THOMPSON

Ht: 6-0 Wt: 205
 Age: 27 College: Florida
 Bears Season: 2 NFL Season: 4
 Acquired: Waived free agent in 2015 (BUF)

WIDE RECEIVER

2016 CHICAGO BEARS

Date	W/L	Opp.	Rec	Yds	Avg	Lg	TD	Rush	Yds	Avg	TD	Lg
9/11	L	at HOU	0	0	0	-	0	0	0	0.0	0	-
9/19	L	PHI	0	0	0	-	0	0	0	0.0	0	-
9/25	L	at DAL	0	0	0	-	0	0	0	0.0	0	-
10/2	W	DET	0	0	0	-	0	0	0	0.0	0	-
10/9	L	at IND	0	0	0	-	0	0	0	0.0	0	-
10/16	L	JAC	0	0	0	-	0	0	0	0.0	0	-
10/20	L	at GB	1	4	4.0	4	0	0	0	0.0	0	-
10/31	W	MIN	0	0	0.0	-	0	0	0	0.0	0	-
11/13	L	at TB	0	0	0.0	-	0	0	0	0.0	0	-
11/20	L*	at NYG	1	10	10.0	10	0	0	0	0.0	0	-
11/27	L*	TEN	5	44	8.8	14	1	0	0	0.0	0	-
12/4		SF										
12/11		at DET										
12/18		GB										
12/24		WAS										
1/1		at MIN										
Totals	0-2		7	58	8.3	14	1	0	0	0.0	0	-

DEONTE THOMPSON'S NFL STATISTICS


REGULAR SEASON

Year	Team	GP-GS	Rec	Yds	Avg	Lg	TD	Rush	Yds	Avg	Lg	TD
2012	Baltimore	6-0	5	51	10.2	25	0	0	0	-	-	0
2013	Baltimore	7-0	10	96	9.6	33	0	0	0	-	-	0
2014	Buffalo	1-0	0	0	-	-	0	0	0	-	-	0
2015	Chicago	7-0	2	81	40.5	45	0	0	0	-	-	0
2016	Chicago	11-2	7	58	8.3	14	1	0	0	-	-	0
Bears totals		18-2	9	139	15.4	45	1	0	0	-	-	0
NFL totals		32-2	24	286	11.9	45	1	0	0	-	-	0

Year	Team	KR	Yds	Avg	LG	TD	PR	FC	Yds	Avg	Lg	TD
2012	Baltimore	15	389	25.9	49	0	0	0	0	-	-	0
2013	Baltimore	7	201	28.7	47	0	0	0	0	-	-	0
2014	Buffalo	0	0	-	-	0	0	0	0	-	-	0
2015	Chicago	14	409	29.2	74	0	0	0	0	-	-	0
2016	Chicago	23	491	21.3	40	0	0	0	0	-	-	0
Bears totals		37	900	24.3	74	0	0	0	0	-	-	0
NFL totals		59	1,490	25.2	74	0	0	0	0	-	-	0

SEASON / CAREER / PLAYOFF HIGHS

	2016	Career	Playoff
Receptions.....	5, vs. TEN (11/27).....	Same.....	None
Receiving Yards.....	44, vs. TEN (11/27) ...	50, at BUF (9/29/13)....	None
Longest Reception	.14, vs. TEN (11/27)....	45, vs. DET (1/3)	None
Receiving TDs.....	1, vs. TEN (11/27).....	Same.....	None



53

JOHN
TIMU

Ht: 6-0

Wt: 245

Age: 23

College: Washington

Bears Season: 2

NFL Season: 2

Acquired: Undrafted free agent in 2015

LINEBACKER

2016 CHICAGO BEARS

Date	W/L	Opp.	Tkls-S	Sk-YL	INT-Yds	PD	FF	FR	TFL
9/11	L	at HOU							
					PRACTICE SQUAD				
9/19	L	PHI							
					PRACTICE SQUAD				
9/25	L	DAL							
					PRACTICE SQUAD				
10/2	W*	DET	2-2	0-0	0-0	0	0	0	0
10/9	L	at IND	0-0	0-0	0-0	0	0	0	0
10/16	L	JAC	0-0	0-0	0-0	0	0	0	0
10/20	L	at GB	0-0	0-0	0-0	0	0	0	0
10/31	W	MIN	0-0	0-0	0-0	0	0	0	0
11/13	L	at TB							
					INACTIVE				
11/20	L	at NYG							
					INACTIVE				
11/27	L	TEN	0-0	0-0	0-0	0	0	0	0
12/4		SF							
12/11		at DET							
12/18		GB							
12/24		WAS							
1/1		at MIN							
Totals	1-0		2-2	0-0	0-0	0	0	0	0

JOHN TIMU'S NFL STATISTICS

REGULAR SEASON

Year	Team	GP	GS	Tackles					Interceptions				Fumbles			Misc.		
				Tot	S	A	Sk	Yds	No	Yds	Lg	TD	PD	FF	FR	Yds	TFL	STT
2015	Chicago	7	3	23	20	3	0.0	0.0	0	0	-	0	0	0	2	0	1	1
2016	Chicago	6	1	2	2	0	0.0	0.0	0	0	-	0	0	0	0	0	1	1
NFL totals		13	4	25	22	3	0.0	0.0	0	0	-	0	0	0	2	0	2	2

SEASON / CAREER / PLAYOFF HIGHS

	2016	Career	Playoff
Tackles	2, vs. DET (10/2).....	9, at MIN (12/20/15).....	None
Solos	2, vs. DET (10/2).....	8, twice.....	None
Tackles For Loss .	1, vs. DET (10/2).....	1 twice.....	None
Interceptions	None.....	1, five times.....	None
Sacks	None.....	None.....	None



59

DANNY TREVATHAN

Ht: 6-1 Wt: 239
 Age: 26 College: Kentucky
 Bears Season: 1 NFL Season: 5
 Acquired: Unrestricted free agent in 2016 (DEN)

LINEBACKER

2016 CHICAGO BEARS

Date	W/L	Opp.	Tkls-S	Sk-YL	INT-Yds	PD	FF	FR	TFL
9/11	L*	at HOU	11-7	1-7	0-0	0	0	0	1.0
9/19	L*	PHI	4-4	0-0	0-0	0	0	0	0.0
9/25	L	at DAL			INACTIVE				
10/2	W	DET			INACTIVE				
10/9	L*	at IND	6-4	0-0	0-0	0	0	0	0.0
10/16	L*	JAC	4-3	0-0	0-0	1	0	0	0.0
10/20	L	at GB	6-6	0-0	0-0	0	0	0	0.0
10/31	W*	MIN	6-3	0-0	0-0	2	0	0	0.0
11/13	L*	at TB	13-9	0-0	0-0	1	0	0	0.0
11/20	L*	at NYG	11-9	0-0	0-0	0	0	0	0.0
11/27	L*	TEN	5-4	0-0	0-0	0	0	0	0.0
12/4		SF							
12/11		at DET							
12/18		GB							
12/24		WAS							
1/1		at MIN							
Totals	1-6		66-49	1-7	0-0	4	0	0	1.0


DANNY TREVATHAN'S NFL STATISTICS

REGULAR SEASON

Year	Team	GP	GS	Tackles				Yds	Interceptions				Fumbles			Misc.		
				Tot	S	A	Sk		No	Yds	Lg	TD	PD	FF	FR	Yds	TFL	STT
2012	Denver	16	0	30	21	9	1.0	0.0	0	0	-	0	2	0	0	0	1	3
2013	Denver	16	16	125	85	40	2.0	18.0	3	29	29	0	10	3	1	0	7	4
2014	Denver	3	1	11	9	2	0.0	0.0	0	0	-	0	0	0	0	0	0	0
2015	Denver	16	16	109	73	36	0.0	0.0	2	39	25t	1	6	0	0	0	3	1
2016	Chicago	9	8	66	49	17	1.0	7.0	0	0	-	0	4	0	0	0	1	0
NFL totals		59	40	341	237	104	4.0	25.0	5	68	29	1	22	3	1	0	12	7

SEASON / CAREER / PLAYOFF HIGHS

	2016	Career	Playoff
Tackles	13, at TB (11/131).....	19, at IND (11/8/15).....	12, vs. SEA (2/2/14)
Solos	9, twice.....	9, four times.....	8, twice
Tackles For Loss	1, at HOU (9/11).....	2, at HOU (12/22/13).....	1, twice
Interceptions	None.....	1, five times.....	None
Sacks	1, at HOU (9/11).....	1, three times.....	None



98

MITCH
UNREIN

Ht: 6-4 Wt: 299
 Age: 29 College: Wyoming
 Bears Season: 2 NFL Season: 6
 Acquired: Waived free agent in 2015 (SD)

DEFENSIVE LINE

2016 CHICAGO BEARS

Date	W/L	Opp.	Tkls-S	Sk-YL	INT-Yds	PD	FF	FR	TFL
9/11	L	at HOU	0-0	0-0	0-0	0	0	0	0
9/19	L	PHI	0-0	0-0	0-0	0	0	0	0
9/25	L*	at DAL	4-0	0-0	0-0	0	0	0	0
10/2	W*	DET	3-2	0-0	0-0	0	0	0	0
10/9	L*	at IND	4-2	0-0	0-0	0	0	0	0
10/16	L*	JAC	1-1	0-0	0-0	0	0	0	0
10/20	L*	at GB	2-0	0-0	0-0	0	0	0	0
10/31	W*	MIN	2-2	0-0	0-0	0	0	0	0
11/13	L	at TB			INACTIVE				
11/20	L	at NYG			INACTIVE				
11/27	L	TEN			INACTIVE				
12/4		SF							
12/11		at DET							
12/18		GB							
12/24		WAS							
1/1		at MIN							
Totals	2-4		16-7	0-0	0-0	0	0	0	0


MITCH UNREIN'S NFL STATISTICS

REGULAR SEASON

Year	Team	GP	GS	Tackles				Interceptions				Fumbles			Misc.				
				Tot	S	A	Sk	Yds	No	Yds	Lg	TD	PD	FF	FR	Yds	TFL	STT	
2011	Denver	14	0	7	5	2	0.0	0.0	0	0	-	0	0	0	0	0	0	0.0	1
2012	Denver	16	2	20	12	8	0.0	0.0	0	0	-	0	0	0	1	0	0	0.0	0
2013	Denver	16	1	20	15	5	0.0	0.0	0	0	-	0	0	0	0	0	0	1.0	0
2014	Denver	8	0	1	1	0	0.0	0.0	0	0	-	0	0	0	0	0	0	0.0	0
2015	TOTAL	16	4	20	17	3	1.0	6.0	0	0	-	0	0	0	0	0	0	2.0	1
2016	Chicago	8	8	16	7	9	0.0	0.0	0	0	-	0	0	0	0	0	0	0.0	0
NFL totals		78	13	83	56	27	1.0	6.0	0	0	-	0	0	0	1	0	3.0	1	

SEASON / CAREER / PLAYOFF HIGHS

	2016	Career	Playoff
Tackles	4, twice.....	5, twice.....	3, vs. BAL (1/12/13)
Solos	2, three times.....	4, at MIN (12/20/15).....	1, twice
Sacks	None.....	1, vs. WAS (12/13/15).....	None
Sack Yards	None.....	6, vs. WAS (12/13/15).....	None



90

CORNELIUS WASHINGTON

Ht: 6-4 Wt: 292
 Age: 26 College: Georgia
 Bears Season: 4 NFL Season: 4
 Acquired: 6th round of the 2013 draft

DEFENSIVE LINE

2016 CHICAGO BEARS

Date	W/L	Opp.	Tkls-S	Sk-YL	INT-Yds	PD	FF	FR	TFL	
9/11	L	at HOU	1-1	0-0	0-0	0	0	0	0	
9/19	L	PHI	INACTIVE							
9/25	L	at DAL	2-1	0-0	0-0	0	0	0	0	
10/2	W	DET	1-1	1-9	0-0	0	0	0	1	
10/9	L	at IND	1-1	0-0	0-0	0	0	0	0	
10/16	L	JAC	0-0	0-0	0-0	0	0	0	0	
10/20	L	at GB	1-0	0-0	0-0	0	0	0	0	
10/31	W	MIN	1-1	1-3	0-0	1	0	0	2	
11/13	L	at TB	2-1	0-0	0-0	0	0	0	0	
11/20	L*	at NYG	2-0	0-0	0-0	0	0	0	0	
11/27	L*	TEN	3-3	0-0	0-0	0	0	0	0	
12/4		SF								
12/11		at DET								
12/18		GB								
12/24		WAS								
1/1		at MIN								
Totals	0-1		14-9	2-12	0-0	1	0	0	3	

CORNELIUS WASHINGTON'S NFL STATISTICS

REGULAR SEASON

Year	Team	GP	GS	Tackles					Interceptions				Fumbles			Misc.			
				Tot	S	A	Sk	Yds	No	Yds	Lg	TD	PD	FF	FR	Yds	TFL	STT	
2013	Chicago	2	0	1	1	0	0.0	0.0	0	0	-	0	0	0	0	0	0	1.0	0
2014	Chicago	13	0	6	4	2	1.0	1.0	0	0	-	0	0	0	0	0	0	1.0	7
2015	Chicago	0	0	0	0	0	0.0	0.0	0	0	-	0	4	0	0	0	0	0.0	0
2016	Chicago	10	2	14	9	5	2.0	12.0	0	0	-	0	1	0	0	0	0	3.0	0
NFL totals		25	2	21	14	7	3.0	13.0	0	0	-	0	5	0	0	0	0	5.0	7

SEASON / CAREER / PLAYOFF HIGHS

	2016	Career	Playoff
Tackles	3, vs. TEN (11/27)	3, twice	None
Solos	3, vs. TEN (11/27)	Same	None
Sacks	1, twice	1, twice	None
Sack Yards	9, vs. DET (10/2)	Same	None



13 KEVIN WHITE

Ht: 6-3 **Wt:** 216
Age: 22 **College:** West Virginia
Bears Season: 2 **NFL Season:** 2
Acquired: 1st round of the 2015 draft (7th overall)

WIDE RECEIVER

2016 CHICAGO BEARS

Date	W/L	Opp.	Rec	Yds	Avg	Lg	TD	Rush	Yds	TD	Lg
9/11	L*	at HOU	3	34	11.3	19	0	0	0	0	-
9/19	L*	PHI	4	36	9.0	19	0	1	9	0	9
9/25	L*	at DAL	6	62	10.3	32	0	0	0	0	-
10/2	W*	DET	6	55	9.2	19	0	0	0	0	-
10/9		at IND									
10/16		JAC									
10/20		at GB									
10/31		MIN									
11/13		at TB									
11/20		at NYG									
11/27		TEN									
12/4		SF									
12/11		at DET									
12/18		GB									
12/24		WAS									
1/1		at MIN									
Totals	1-3		19	187	9.8	32	0	1	9	0	9

KEVIN WHITE'S' NFL STATISTICS

REGULAR SEASON

Year	Team	GP-GS	Rec	Yds	Avg	Lg	TD	Rush	Yds	Avg	Lg	TD	STT
2016	Chicago	4-4	19	187	9.8	32	0	1	9	9.0	9	0	0

SEASON / CAREER / PLAYOFF HIGHS

	2016	Career	Playoff
Receptions	6, twice	Same	None
Receiving Yards	62, at DAL (9/25)	Same	None
Longest Reception	32, at DAL (9/25)	Same	None
Receivng TDs	None	None	None

INJURED RESERVE 10/15



65

CODY
WHITEHAIR

Ht: 6-4
Age: 23


Wt: 310
College: Kansas State

Acquired: 2nd round of the 2016 draft (56th overall)

OFFENSIVE LINE

CODY WHITEHAIR'S NFL STATISTICS

GAMES PLAYED-STARTED - 7-7: 2016 CHI (11-11).



69

CJ
WILSON

Ht: 6-3 Wt: 290
 Age: 29 College: East Carolina
 Bears Season: 1 NFL Season: 7
 Acquired: Free agent signing in 2016 (NO)

DEFENSIVE LINE

2016 CHICAGO BEARS

Date	W/L	Opp.	Tkls-S	Sk-YL	INT-Yds	PD	FF	FR	TFL
9/11	L	at HOU			NOT WITH TEAM				
9/19	L	PHI			NOT WITH TEAM				
9/25	L	at DAL			NOT WITH TEAM				
10/2	W	DET			NOT WITH TEAM				
10/9	L	at IND			NOT WITH TEAM				
10/16	L	JAC			NOT WITH TEAM				
10/20	L	at GB			NOT WITH TEAM				
10/31	W	MIN			NOT WITH TEAM				
11/13	L	at TB			NOT WITH TEAM				
11/20	L	at NYG	3-1	0-0	0-0	0	0	0	0
11/27	L	TEN	2-1	0-0	0-0	0	0	0	0
12/4		SF							
12/11		at DET							
12/18		GB							
12/24		WAS							
1/1		at MIN							
Totals	0-0		5-2	0-0	0-0	0	0	0	6.0


CJ WILSON'S NFL STATISTICS

REGULAR SEASON

Year	Team	GP	GS	Tackles				Interceptions				Fumbles			Misc.				
				Tot	S	A	Sk	Yds	No	Yds	Lg	TD	PD	FF	FR	Yds	TFL	STT	
2010	Green Bay	15	2	19	13	6	1.0	1.0	0	0	-	0	0	0	0	0	0	2	0
2011	Green Bay	16	2	26	20	6	0.0	0.0	0	0	-	0	0	0	0	0	0	3	0
2012	Green Bay	11	7	24	15	9	2.5	9.0	0	0	-	0	1	0	0	0	0	3	0
2013	Green Bay	8	0	8	5	3	0.0	0.0	0	0	-	0	0	0	0	0	0	1	0
2014	Oakland	16	7	23	16	7	2.0	14.0	0	0	-	0	0	0	1	1	0	4	0
2015	TOTAL	12	1	11	9	2	1.0	3.0	0	0	-	0	0	0	0	0	0	2	0
2016	Chicago	2	0	5	2	3	0.0	0.0	0	0	-	0	0	0	0	0	0	0	0
NFL totals		80	19	116	80	36	6.5	27.0	0	0	-	0	0	0	0	1	0	15	0

SEASON / CAREER / PLAYOFF HIGHS

	2016	Career	Playoff
Tackles	3, at NYG (11/20)	8, vs. MIN (10/24/10)	6, vs. MIN (1/5/13)
Solos	1, at NYG (11/20)	5, vs. MIN (10/24/10)	4, vs. MIN (1/5/13)
Sacks	None	1, five times	1, at ATL (1/15/11)



10

MARQUESS WILSON

Ht: 6-4 **Wt:** 206
Age: 23 **College:** Washington State
Bears Season: 4 **NFL Season:** 4
Acquired: 7th round of the 2013 draft

WIDE RECEIVER

2016 CHICAGO BEARS

Date	W/L	Opp.	Rec	Yds	Avg	Lg	TD	Rush	Yds	Avg	TD	Lg
9/11	L	at HOU				PUP						
9/19	L	PHI				PUP						
9/25	L	at DAL				PUP						
10/2	W	DET				PUP						
10/9	L	at IND				PUP						
10/16	L	JAC				PUP						
10/20	L	at GB				PUP						
10/31	W	MIN				PUP						
11/13	L	at TB				PUP						
11/20	L	at NYG	1	35	35.0	35	0	0	0	-	0	-
11/27	L*	TEN	8	125	15.6	23	1	0	0	-	0	-
12/4		SF										
12/11		at DET										
12/18		GB										
12/24		WAS										
1/1		at MIN										
Totals	0-1		9	160	17.8	35	1	0	0	-	0	-

MARQUESS WILSON'S NFL STATISTICS

REGULAR SEASON

Year	Team	GP-GS	Rec	Yds	Avg	Lg	TD	Rush	Yds	Avg	Lg	TD	STT
2013	Chicago	10-1	2	13	6.5	10	0	0	0	-	-	0	0
2014	Chicago	7-6	17	140	8.2	17	1	0	0	-	-	0	0
2015	Chicago	11-6	28	464	16.6	50	1	0	0	-	-	0	0
2016	Chicago	2-1	9	160	17.8	35	1	0	0	-	-	0	0
NFL totals		30-14	56	777	13.9	50	3	0	0	-	-	0	0

SEASON / CAREER / PLAYOFF HIGHS

	2016	Career	Playoff
Receptions	8, vs. TEN (11/27).....	Same	None
Receiving Yards	125, vs. TEN (11/27)..	Same	None
Longest Reception	35, at NYG (11/20)....	50, vs. GB (9/13/15).....	None
Receiving TDs	1, vs. TEN (11/27).....	1, three times	None



97 WILLIE YOUNG

Ht: 6-4 **Wt:** 258
Age: 30 **College:** NC State
Bears Season: 3 **NFL Season:** 7
Acquired: Unrestricted free agent in 2014 (DET)

LINEBACKER

2016 CHICAGO BEARS

Date	W/L	Opp.	Tkls-S	Sk-YL	INT-Yds	PD	FF	FR	TFL
9/11	L*	at HOU	0-0	0-0	0-0	0	0	0	0
9/19	L*	PHI	7-5	1-7	0-0	0	0	0	2.0
9/25	L	at DAL	4-1	0-0	0-0	0	0	0	0.0
10/2	W	DET	0-0	0-0	0-0	0	0	0	0.0
10/9	L	at IND	5-4	3-13	0-0	0	0	0	3.0
10/16	L	JAC	3-3	2-8	0-0	0	1	0	1.0
10/20	L*	at GB	1-1	0-0	0-0	1	0	0	0.0
10/31	W*	MIN	0-0	0-0	0-0	1	0	0	0.0
11/13	L*	at TB	5-2	0.5-2	0-0	0	0	0	0.0
11/20	L*	at NYG	3-0	0-0	0-0	0	0	0	0.0
11/27	L*	TEN	2-2	0-0	0-0	0	0	0	1.0
12/4		SF							
12/11		at DET							
12/18		GB							
12/24		WAS							
1/1		at MIN							
Totals	1-6		30-18	6.5-30	0-0	2	1	0	7.0

WILLIE YOUNG'S NFL STATISTICS

REGULAR SEASON

Year	Team	GP	GS	Tackles					Interceptions					Fumbles			Misc.		
				Tot	S	A	Sk	Yds	No	Yds	Lg	TD	PD	FF	FR	Yds	TFL	STT	
2010	Detroit	2	0	0	0	0	0.0	0.0	0	0	-	0	0	0	0	0	0	0.0	0
2011	Detroit	14	0	14	9	5	3.0	19.0	0	0	-	0	1	0	0	0	0	3.0	0
2012	Detroit	16	0	11	7	4	0.0	0.0	0	0	-	0	1	0	0	0	0	1.0	0
2013	Detroit	16	15	47	29	18	3.0	20.0	0	0	-	0	5	0	2	0	0	7.0	0
2014	Chicago	15	8	55	36	19	10.0	65.0	0	0	-	0	3	1	0	0	0	3.0	0
2015	Chicago	15	8	47	31	16	6.5	50.0	1	39	39	0	3	0	0	0	0	12.0	0
2016	Chicago	11	7	30	18	12	6.5	30.0	0	0	-	0	2	0	0	0	0	7.0	0
Bears totals		41	23	132	85	47	23	138.0	1	39	39	0	8	1	0	0	0	22.0	0
NFL totals		89	38	204	130	74	29	177.0	1	39	39	0	15	1	2	0	0	32.0	0

SEASON / CAREER / PLAYOFF HIGHS

	2016	Career	Playoff
Tackles	7, vs. PHI (9/19).....	8, vs. WAS (12/13/15).....	2, at NO (1/7/12)
Solos	5, vs. PHI (9/19).....	5, twice.....	1, at NO (1/7/12)
Sacks	3, at IND (10/9).....	Same.....	1, at NO (1/7/12)

QUARTERBACKS

BARKLEY:

2016 CHICAGO BEARS

Date	W/L	Opp.	Att	Cmp	Yds	Pct.	TD	INT	Lg	Sk/Lst	Rtg
9/11	L	at HOU									
9/19	L	PHI									
9/25	L	at DAL									
10/2	W	DET									
10/9	L	at IND									
10/16	L	JAC									
10/20	L	at GB	15	6	81	40.0	0	2	26	1/10	18.3
10/31	W	MIN									
11/13	L	at TB									
11/20	L	at NYG									
11/27	L*	TEN	54	28	316	51.9	3	2	23	0/0	72.8
12/4		SF									
12/11		at DET									
12/18		GB									
12/24		WAS									
1/1		at MIN									
Totals	0-1		69	34	397	61.3	3	4	26	1/10	84.4

CUTLER:

2016 CHICAGO BEARS

Date	W/L	Opp.	Att	Cmp	Yds	Pct.	TD	INT	Lg	Sk/Lst	Rtg
9/11	L*	at HOU	29	16	216	55.2	1	1	54	5/31	76.2
9/19	L*	PHI	17	12	157	70.1	0	1	49	3/15	74.9
9/25	L	at DAL									
10/2	W	DET									
10/9	L	at IND									
10/16	L	JAC									
10/20	L	at GB									
10/31	W*	MIN	31	20	252	64.5	1	0	34	1/7	100.5
11/13	L*	at TB	30	16	182	53.3	1	2	50t	4/21	55.1
11/20	L*	at NYG	30	17	252	56.7	1	1	35	4/30	81.5
11/27	L	TEN									
12/4		SF									
12/11		at DET									
12/18		GB									
12/24		WAS									
1/1		at MIN									
Totals	1-4		137	81	1,059	59.1	4	5	54	17/104	78.1

FALES:

2016 CHICAGO BEARS

Date	W/L	Opp.	Att	Cmp	Yds	Pct.	TD	INT	Lg	Sk/Lst	Rtg
9/11	L	at HOU									
9/19	L	PHI									
9/25	L	at DAL									
10/2	W	DET									
10/9	L	at IND									
10/16	L	JAC									
10/20	L	at GB									
10/31	W	MIN									
11/13	L	at TB									
11/20	L	at NYG									
11/27	L	TEN									
12/4		SF									
12/11		at DET									
12/18		GB									
12/24		WAS									
1/1		at MIN									
Totals	0-0		0	0	0	0.0	0	0	0	0/0	0.0

HOYER:

2016 CHICAGO BEARS

Date	W/L	Opp.	Att	Cmp	Yds	Pct.	TD	INT	Lg	Sk/Lst	Rtg
9/11	L	at HOU									
9/19	L	PHI	12	9	78	75.0	0	0	19	0	91.7
9/25	L*	at DAL	49	30	317	61.2	2	0	32	1/5	93.7
10/2	W*	DET	36	28	302	77.8	2	0	64	2/8	120.1
10/9	L*	at IND	43	33	397	76.7	2	0	38	0/0	120.0
10/16	L*	JAC	49	30	302	61.2	0	0	36	1/5	78.8
10/20	L*	at GB	11	4	49	36.4	0	0	25	0/0	50.9
10/31		MIN									
11/13		at TB									
11/20		at NYG									
11/27		TEN									
12/4		SF									
12/11		at DET									
12/18		GB									
12/24		WAS									
1/1		at MIN									
Totals	1-4		200	134	1,445	67.0	6	0	64	4/18	98.0

RUNNING BACKS

BELL:

2016 CHICAGO BEARS

Date	W/L	Opp.	Rush	Yds	Avg	Lg	TD	Rec	Yds	Avg	TD	Lg
9/11	L	at HOU										
9/19	L	PHI										
9/25	L	at DAL										
10/2	W	DET	3	6	2.0	6	0	0	0	0.0	0	-
10/9	L	at IND	0	0	0.0	0	0	0	0	0.0	0	-
10/16	L	JAC	0	0	0.0	0	0	0	0	0.0	0	-
10/20	L	at GB	0	0	0.0	0	0	0	0	0.0	0	-
10/31		MIN										
11/13		at TB										
11/20		at NYG										
11/27		TEN										
12/4		SF										
12/11		at DET										
12/18		GB										
12/24		WAS										
1/1		at MIN										
Totals	0-0		3	6	2.0	6	0	0	0	0.0	0	-

CAREY:

2016 CHICAGO BEARS

Date	W/L	Opp.	Rush	Yds	Avg	Lg	TD	Rec	Yds	Avg	TD	Lg
9/11	L	at HOU	1	4	4.0	4	0	0	0	0.0	0	-
9/19	L	PHI	2	3	1.5	2	0	1	3	3.0	0	3
9/25	L	at DAL										
10/2	W	DET										
10/9	L	at IND	1	2	2.0	2	0	1	15	15.0	0	15
10/16	L	JAC	9	50	5.6	16	0	0	0	0.0	0	0
10/20	L	at GB	10	48	4.8	24	0	1	9	9.0	0	9
10/31	W	MIN	2	3	1.5	2	0	0	0	0.0	0	-
11/13	L	at TB	2	-1	-0.5	1	0	1	16	16.0	0	16
11/20	L	at NYG	0	0	0.0	-	0	0	0	0.0	0	-
11/27	L	TEN	1	6	6.0	6	0	1	12	12.0	0	12
12/4		SF										
12/11		at DET										
12/18		GB										
12/24		WAS										
1/1		at MIN										
Totals	0-0		28	115	4.1	24	0	5	55	11.0	0	16

HOWARD:

2016 CHICAGO BEARS

Date	W/L	Opp.	Rush	Yds	Avg	Lg	TD	Rec	Yds	Avg	TD	Lg
9/11	L	at HOU										
9/19	L	PHI	3	22	7.3	10	0	2	9	4.5	0	7
9/25	L	at DAL	9	45	5.0	36	0	4	47	11.8	0	15
10/2	W*	DET	23	111	4.8	17	0	3	21	7.0	0	9
10/9	L*	at IND	16	118	7.4	57	0	3	45	15.0	1	21
10/16	L*	JAC	15	34	2.3	9	1	2	6	3.0	0	7
10/20	L*	at GB	7	22	3.1	11	0	0	0	0.0	0	-
10/31	W*	MIN	26	153	5.9	69	1	4	49	12.9	0	34
11/13	L*	at TB	15	100	6.7	15	0	0	0	0.0	0	-
11/20	L*	at NYG	17	77	4.5	27	0	1	22	22.0	0	22
11/27	L*	TEN	18	84	4.7	22	0	3	43	14.3	0	23
12/4		SF										
12/11		at DET										
12/18		GB										
12/24		WAS										
1/1		at MIN										
Totals	2-6		149	766	5.1	69	2	22	242	11.0	1	34

LASIKE:

2016 CHICAGO BEARS

Date	W/L	Opp.	Rush	Yds	Avg	Lg	TD	Rec	Yds	Avg	TD	Lg
9/11	L*	at HOU	0	0	0.0	-	0	0	0	0.0	0	0
9/19	L	PHI	1	2	2.0	2	0	0	0	0.0	0	0
9/25	L	at DAL										
10/2	W	DET										
10/9	L	at IND	0	0	-	-	0	0	0	0.0	0	0
10/16	L	JAC	1	1	1.0	1	0	0	0	0.0	0	0
10/20	L	at GB										
10/31	W	MIN										
11/13	L*	at TB	0	0	0.0	-	0	1	3	3.0	0	3
11/20	L	at NYG	1	5	5.0	5	0	0	0	0.0	0	-
11/27	L	TEN	0	0	0.0	-	0	0	0	0.0	0	-
12/4		SF										
12/11		at DET										
12/18		GB										
12/24		WAS										
1/1		at MIN										
Totals	0-2		3	8	2.7	5	0	1	3	3.0	0	3

LANGFORD:

2016 CHICAGO BEARS

Date	W/L	Opp.	Rush	Yds	Avg	Lg	TD	Rec	Yds	Avg	TD	Lg
9/11	L*	at HOU	17	57	3.4	15	1	2	6	3.0	0	5
9/19	L*	PHI	11	28	2.5	16	1	1	6	6.0	0	6
9/25	L*	at DAL	3	31	10.3	23	0	2	15	7.5	0	10
10/2	W	DET										
10/9	L	at IND										
10/16	L	JAC										
10/20	L	at GB										
10/31	W	MIN	0	0	0.0	-	0	1	11	11.0	0	11
11/13	L	at TB	2	16	8.0	13	0	4	10	2.5	0	5
11/20	L	at NYG	6	8	1.3	6	1	3	30	10.0	0	14
11/27	L	TEN	1	5	5.0	5	0	0	0	0.0	0	-
12/4		SF										
12/11		at DET										
12/18		GB										
12/24		WAS										
1/1		at MIN										
Totals	0-3		40	145	3.6	23	3	13	78	6.0	0	14

MOSTERT:

2016 CHICAGO BEARS

Date	W/L	Opp.	Rush	Yds	Avg	Lg	TD	Rec	Yds	Avg	TD	Lg
9/11	L	at HOU										
9/19	L	PHI										
9/25	L	at DAL	0	0	0.0	-	0	0	0	0.0	0	-
10/2	W	DET	0	0	0.0	-	0	0	0	0.0	0	-
10/9	L	at IND										
10/16	L	JAC										
10/20	L	at GB										
10/31		MIN										
11/13		at TB										
11/20		at NYG										
11/27		TEN										
12/4		SF										
12/11		at DET										
12/18		GB										
12/24		WAS										
1/1		at MIN										
Totals	0-0		0	0	0.0	-	0	0	0	0.0	0	-

WAIVED 10/21

WIDE RECEIVERS

BELLAMY:

2016 CHICAGO BEARS

Date	W/L	Opp.	Rec	Yds	Avg	Lg	TD	Rush	Yds	Avg	TD	Lg
9/11	L	at HOU	0	0	-	-	0	0	0	0.0	0	-
9/19	L	PHI	0	0	-	-	0	0	0	0.0	0	-
9/25	L	at DAL	0	0	-	-	0	0	0	0.0	0	-
10/2	W	DET	0	0	-	-	0	0	0	0.0	0	-
10/9	L	at IND	1	14	14.0	14	0	0	0	0.0	0	-
10/16	L	JAC	0	0	-	-	0	1	7	7.0	0	7
10/20	L	at GB	2	32	16.0	25	0	0	0	0.0	0	0
10/31	W	MIN	1	4	4.0	4	0	0	0	0.0	0	-
11/13	L	at TB	0	0	0.0	-	0	0	0	0.0	0	-
11/20	L	at NYG	2	32	16.0	22	0	0	0	0.0	0	-
11/27	L	TEN	4	41	10.3	15	0	0	0	0.0	0	-
12/4		SF										
12/11		at DET										
12/18		GB										
12/24		WAS										
1/1		at MIN										
Totals	0-0		10	123	12.3	25	0	1	7	0.0	0	7

JEFFERY:

2016 CHICAGO BEARS

Date	W/L	Opp.	Rec	Yds	Avg	Lg	TD	Rush	Yds	Avg	TD	Lg
9/11	L*	at HOU	4	105	26.3	54	0	0	0	0.0	0	-
9/19	L*	PHI	5	96	19.2	49	0	0	0	0.0	0	-
9/25	L*	at DAL	5	70	14.0	22	0	0	0	0.0	0	-
10/2	W*	DET	3	46	15.3	22	0	0	0	0.0	0	-
10/9	L*	at IND	5	77	15.4	38	0	0	0	0.0	0	-
10/16	L*	JAC	7	93	13.3	26	0	0	0	0.0	0	-
10/20	L*	at GB	3	33	11.0	11	0	0	0	0.0	0	-
10/31	W*	MIN	4	63	15.8	34	1	0	0	0.0	0	-
11/13	L*	at TB	4	47	11.8	16	0	0	0	0.0	0	-
11/20	L	at NYG										
11/27	L	TEN										
12/4		SF										
12/11		at DET										
12/18		GB										
12/24		WAS										
1/1		at MIN										
Totals	2-7		40	630	15.8	54	1	0	0	0.0	0	-

MEREDITH:

2016 CHICAGO BEARS

Date	W/L	Opp.	Rec	Yds	Avg	Lg	TD	Rush	Yds	Avg	TD	Lg
9/11	L	at HOU										
9/19	L	PHI										
9/25	L	at DAL	2	24	12.0	24	0	0	0	0.0	0	-
10/2	W	DET	4	28	7.0	12	0	0	0	0.0	0	-
10/9	L*	at IND	9	130	14.4	30	1	1	6	6.0	0	-
10/16	L*	JAC	11	113	10.3	36	0	0	0	0.0	0	-
10/20	L	at GB	1	12	12.0	12	0	0	0	0.0	0	-
10/31	W*	MIN	1	24	24.0	24	0	0	0	0.0	0	-
11/13	L*	at TB	1	50	50.0	50t	1	0	0	0.0	0	-
11/20	L*	at NYG	4	49	12.3	18	0	0	0	0.0	0	-
11/27	L*	TEN	2	19	9.5	11	0	0	0	0.0	0	-
12/4		SF										
12/11		at DET										
12/18		GB										
12/24		WAS										
1/1		at MIN										
Totals	1-5		35	449	12.8	50t	2	1	6	6.0	0	0

ROYAL:

2016 CHICAGO BEARS

Date	W/L	Opp.	Rec	Yds	Avg	Lg	TD	Rush	Yds	Avg	TD	Lg
9/11	L	at HOU	4	57	14.3	19	1	0	0	0.0	0	-
9/19	L	PHI	4	52	13.0	31	0	0	0	0.0	0	-
9/25	L*	at DAL	3	21	7.0	10	0	0	0	0.0	0	-
10/2	W	DET	7	111	15.9	64	1	0	0	0.0	0	-
10/9	L	at IND	7	43	6.1	12	0	0	0	0.0	0	-
10/16	L	JAC	4	54	13.5	17	0	0	0	0.0	0	-
10/20	L	at GB										
10/31	W	MIN										
11/13	L	at TB	1	24	24.0	24	0	0	0	0.0	0	-
11/20	L	at NYG	2	13	6.5	11	0	0	0	0.0	0	-
11/27	L	TEN	1	-6	-6.0	-6	0	0	0	0.0	0	-
12/4		SF										
12/11		at DET										
12/18		GB										
12/24		WAS										
1/1		at MIN										
Totals	0-1		33	369	11.2	64	2	0	0	0.0	0	-

THOMPSON:

2016 CHICAGO BEARS

Date	W/L	Opp.	Rec	Yds	Avg	Lg	TD	Rush	Yds	Avg	TD	Lg
9/11	L	at HOU	0	0	0	-	0	0	0	0.0	0	-
9/19	L	PHI	0	0	0	-	0	0	0	0.0	0	-
9/25	L	at DAL	0	0	0	-	0	0	0	0.0	0	-
10/2	W	DET	0	0	0	-	0	0	0	0.0	0	-
10/9	L	at IND	0	0	0	-	0	0	0	0.0	0	-
10/16	L	JAC	0	0	0	-	0	0	0	0.0	0	-
10/20	L	at GB	1	4	4.0	4	0	0	0	0.0	0	-
10/31	W	MIN	0	0	0.0	-	0	0	0	0.0	0	-
11/13	L	at TB	0	0	0.0	-	0	0	0	0.0	0	-
11/20	L*	at NYG	1	10	10.0	10	0	0	0	0.0	0	-
11/27	L*	TEN	5	44	8.8	14	1	0	0	0.0	0	-
12/4		SF										
12/11		at DET										
12/18		GB										
12/24		WAS										
1/1		at MIN										
Totals	0-2		7	58	8.3	14	1	0	0	0	0	-

WHITE:

2016 CHICAGO BEARS

Date	W/L	Opp.	Rec	Yds	Avg	Lg	TD	Rush	Yds	Avg	TD	Lg
9/11	L*	at HOU	3	34	11.3	19	0	0	0	0.0	0	-
9/19	L*	PHI	4	36	9.0	19	0	1	9	9.0	0	9
9/25	L*	at DAL	6	62	10.3	32	0	0	0	0.0	0	-
10/2	W*	DET	6	55	9.2	19	0	0	0	0.0	0	-
10/9		at IND										
10/16		JAC										
10/20		at GB										
10/31		MIN										
11/13		at TB										
11/20		at NYG										
11/27		TEN										
12/4		SF										
12/11		at DET										
12/18		GB										
12/24		WAS										
1/1		at MIN										
Totals	1-3		19	187	9.8	32	0	1	9	0.0	0	9

INJURED RESERVE 10/5

WILSON:**2016 CHICAGO BEARS**

Date	W/L	Opp.	Rec	Yds	Avg	Lg	TD	Rush	Yds	Avg	TD	Lg	
9/11	L	at HOU				PUP							
9/19	L	PHI				PUP							
9/25	L	at DAL				PUP							
10/2	W	DET				PUP							
10/9	L	at IND				PUP							
10/16	L	JAC				PUP							
10/20	L	at GB				PUP							
10/31	W	MIN				PUP							
11/13	L	at TB				PUP							
11/20	L	at NYG	1	35	35.0	35	0	0	0	-	0	-	
11/27	L*	TEN	8	125	15.6	23	1	0	0	-	0	-	
12/4		SF											
12/11		at DET											
12/18		GB											
12/24		WAS											
1/1		at MIN											
Totals	0-1		9	160	17.8	35	1	0	0	0	-	0	-

TIGHT ENDS

BRAUNECKER:

2016 CHICAGO BEARS

Date	W/L	Opp.	Rec	Yds	Avg	Lg	TD	Rush	Yds	Avg	TD	Lg
9/11	L	HOU										
9/19	L	PHI										
9/25	L	at DAL										
10/2	W	DET	0	0	0	-	0	0	0	0.0	0	-
10/9	L	at IND	0	0	0	-	0	0	0	0.0	0	-
10/16	L	JAC	0	0	0	-	0	0	0	0.0	0	-
10/20	L*	at GB	0	0	0	-	0	0	0	0.0	0	-
10/31	L	MIN	1	8	8.0	8	0	0	0	0.0	0	-
11/13	L	at TB	0	0	0.0	-	0	0	0	0.0	0	-
11/20	L	at NYG	0	0	0.0	-	0	0	0	0.0	0	-
11/27	L	TEN	1	14	14.0	14	0	0	0	0.0	0	-
12/4		SF										
12/11		at DET										
12/18		GB										
12/24		WAS										
1/1		at MIN										
Totals	0-1		2	22	11.0	14	0	0	0	0	0	-

BROWN:

2016 CHICAGO BEARS

Date	W/L	Opp.	Rec	Yds	Avg	Lg	TD	Rush	Yds	TD	Lg
9/11	L	HOU									
9/19	L	PHI									
9/25	L	at DAL									
10/2	W	DET									
10/9	L	at IND									
10/16	L	JAC									
10/20	L	at GB									
10/31	W	MIN									
11/13	L	at TB									
11/20	L	at NYG									
11/27	L	TEN	3	24	8.0	9	1	0	0	0	-
12/4		SF									
12/11		at DET									
12/18		GB									
12/24		WAS									
1/1		at MIN									
Totals	0-0		3	24	8.0	9	1	0	0	0	-

MILLER:

2016 CHICAGO BEARS

Date	W/L	Opp.	Rec	Yds	Avg	Lg	TD	Rush	Yds	Avg	TD	Lg
9/11	L	at HOU	3	14	4.7	5	0	0	0	0.0	0	-
9/19	L*	PHI	4	33	8.3	12	0	0	0	0.0	0	-
9/25	L*	at DAL	8	78	9.8	26	2	0	0	0.0	0	-
10/2	W*	DET	3	31	10.3	17	1	0	0	0.0	0	-
10/9	L*	at IND	7	73	10.4	23	0	0	0	0.0	0	-
10/16	L*	JAC	6	36	6.0	11	0	0	0	0.0	0	-
10/20	L*	at GB	2	40	20.0	26	0	0	0	0.0	0	-
10/31	W*	MIN	7	88	12.6	21	0	0	0	0.0	0	-
11/13	L	at TB	4	32	8.0	12	0	0	0	0.0	0	-
11/20	L*	at NYG	3	61	20.3	34	1	0	0	0.0	0	-
11/27		TEN										
12/4		SF										
12/11		at DET										
12/18		GB										
12/24		WAS										
1/1		at MIN										
Totals	2-5		47	486	10.3	34	4	0	0	0	0	0

INJURED RESERVE 11/23

PAULSEN:**2016 CHICAGO BEARS**

Date	W/L	Opp.	Rec	Yds	Avg	Lg	TD	Rush	Yds	Avg	TD	Lg
9/11	L*	at HOU	0	0	0.0	-	0	0	0	0.0	0	-
9/19	L*	PHI	0	0	0.0	-	0	0	0	0.0	0	0
9/25	L	at DAL	0	0	0.0	-	0	0	0	0.0	0	0
10/2	W*	DET	2	10	5.0	7	0	0	0	0.0	0	0
10/9	L*	at IND	0	0	0.0	-	0	0	0	0.0	0	-
10/16	L*	JAC	0	0	0.0	-	0	0	0	0.0	0	-
10/20	L*	at GB	0	0	0.0	-	0	0	0	0.0	0	-
10/31	W*	MIN	1	5	5.0	-	0	0	0	0.0	0	-
11/13	L*	at TB	0	0	0.0	-	0	0	0	0.0	0	-
11/20	L*	at NYG	0	0	0.0	-	0	0	0	0.0	0	-
11/27	L*	TEN	0	0	0.0	-	0	0	0	0.0	0	-
12/4		SF										
12/11		at DET										
12/18		GB										
12/24		WAS										
1/1		at MIN										
Totals	2-8		2	10	5.0	-	0	0	0	0.0	0	0

OFFENSIVE LINEMAN

ADAMS:
2016 CHICAGO BEARS
GAMES PLAYED-STARTED: 11-1

EDISON:
2016 CHICAGO BEARS
GAMES PLAYED-STARTED: 3-0

KUSH:
2016 CHICAGO BEARS
GAMES PLAYED-STARTED: 4-3

LARSEN:
2016 CHICAGO BEARS
GAMES PLAYED-STARTED: 11-3

LENO, JR:
2016 CHICAGO BEARS
GAMES PLAYED-STARTED: 11-11

LONG:
2016 CHICAGO BEARS
GAMES PLAYED-STARTED: 8-8 *IR 11/15*

MASSIE:
2016 CHICAGO BEARS
GAMES PLAYED-STARTED: 10-10

SITTON:
2016 CHICAGO BEARS
GAMES PLAYED-STARTED: 8-8

WHITEHAIR:
2016 CHICAGO BEARS
GAMES PLAYED-STARTED: 11-11

DEFENSIVE LINEMAN

BULLARD:
2016 CHICAGO BEARS

Date	W/L	Opp.	Tkls-S	Sk-YL	INT-Yds	PD	FF	FR	TFL
9/11	L	at HOU	0-0	0-0	0-0	0	0	0	0
9/19	L	PHI	1-1	0-0	0-0	0	0	0	0
9/25	L	at DAL	2-2	0-0	0-0	0	0	0	0
10/2	W	DET			DID NOT PLAY				
10/9	L	at IND	3-3	1-3	0-0	0	0	0	2
10/16	L	JAC	1-1	0-0	0-0	0	0	0	0
10/20	L	at GB	2-1	0-0	0-0	0	0	0	0
10/31	W	MIN	2-2	0-0	0-0	0	0	0	0
11/13	L*	at TB	1-1	0-0	0-0	0	0	0	0
11/20	L	at NYG	1-0	0-0	0-0	0	0	0	0
11/27	L	TEN	1-0	0-0	0-0	0	0	0	0
12/4		SF							
12/11		at DET							
12/18		GB							
12/24		WAS							
1/1		at MIN							
Totals	0-1		14-11	1-3	0-0	0	0	0	2

GOLDMAN:
2016 CHICAGO BEARS

Date	W/L	Opp.	Tkls-S	Sk-YL	INT-Yds	PD	FF	FR	TFL
9/11	L*	at HOU	6-2	0.5-4.5	0-0	0	0	0	0
9/19	L*	PHI	1-1	0-0	0-0	0	0	0	0
9/25	L	at DAL			INACTIVE				
10/2	W	DET			INACTIVE				
10/9	L	at IND			INACTIVE				
10/16	L	JAC			INACTIVE				
10/20	L	at GB			INACTIVE				
10/31	W	MIN			INACTIVE				
11/13	L	at TB	4-3	1-6	0-0	0	0	0	1
11/20	L	at NYG			INACTIVE				
11/27	L*	TEN	4-4	0-0	0-0	0	0	0	0
12/4		SF							
12/11		at DET							
12/18		GB							
12/24		WAS							
1/1		at MIN							
Totals	0-3		15-10	1.5-10.5	0-0	0	0	0	1

HICKS:**2016 CHICAGO BEARS**

Date	W/L	Opp.	Tkls-S	Sk-YL	INT-Yds	PD	FF	FR	TFL
9/11	L*	at HOU	3-3	0-0	0-0	0	1	0	0
9/19	L*	PHI	2-2	0-0	0-0	0	0	0	0
9/25	L*	at DAL	2-1	0-0	0-0	0	0	0	0
10/2	W*	DET	3-2	1-7	0-0	0	0	0	1
10/9	L*	at IND	3-1	1-8	0-0	0	0	0	1
10/16	L*	JAC	2-2	0-0	0-0	0	0	1	0
10/20	L*	at GB	2-1	0-0	0-0	0	0	0	0
10/31	W*	MIN	4-3	2-16	0-0	1	0	0	0
11/13	L*	at TB	3-1	0-0	0-0	0	0	0	1
11/20	L*	at NYG	5-2	0-0	0-0	0	0	0	0
11/27	L*	TEN	0-0	0-0	0-0	0	0	0	0
12/4		SF							
12/11		at DET							
12/18		GB							
12/24		WAS							
1/1		at MIN							
Totals	2-9		29-18	4-31	0-0	1	1	1	3

STATEN:**2016 CHICAGO BEARS**

Date	W/L	Opp.	Tkls-S	Sk-YL	INT-Yds	PD	FF	FR	TFL
9/11	L	at HOU			NOT WITH TEAM				
9/19	L	PHI			PRACATICE SQUAD				
9/25	L	at DAL			PRACTICE SQUAD				
10/2	W	DET			PRACTICE SQUAD				
10/9	L	at IND			PRACTICE SQUAD				
10/16	L	JAC			PRACTICE SQUAD				
10/20	L	at GB			PRACTICE SQUAD				
10/31	W	MIN			PRACTICE SQUAD				
11/13	L	at TB			PRACTICE SQUAD				
11/20	L	at NYG			DID NOT PLAY				
11/27		TEN							
12/4		SF							
12/11		at DET							
12/18		GB							
12/24		WAS							
1/1		at MIN							
Totals	0-0		0-0	0-0	0-0	0	0	0	0

SUTTON:**2016 CHICAGO BEARS**

Date	W/L	Opp.	Tkls-S	Sk-YL	INT-Yds	PD	FF	FR	TFL
9/11	L	at HOU			INACTIVE				
9/19	L	PHI	1-0	0-0	0-0	0	0	0	0
9/25	L*	at DAL	5-2	0-0	0-0	1	0	0	0
10/2	W*	DET	3-3	0-0	0-0	0	0	0	0
10/9	L*	at IND	0-0	0-0	0-0	0	0	0	0
10/16	L*	JAC	1-1	0-0	0-0	0	0	0	0
10/20	L	at GB	0-0	0-0	0-0	0	0	0	0
10/31	W*	MIN	1-0	0-0	0-0	0	0	0	0
11/13	L*	at TB	4-2	0-0	0-0	0	0	0	0
11/20		at NYG							
11/27		TEN							
12/4		SF							
12/11		at DET							
12/18		GB							
12/24		WAS							
1/1		at MIN							
Totals	2-4		15-8	0-0	0-0	1	0	0	0

UNREIN:

2016 CHICAGO BEARS

Date	W/L	Opp.	Tkls-S	Sk-YL	INT-Yds	PD	FF	FR	TFL
9/11	L	at HOU	0-0	0-0	0-0	0	0	0	0
9/19	L	PHI	0-0	0-0	0-0	0	0	0	0
9/25	L*	at DAL	4-0	0-0	0-0	0	0	0	0
10/2	W*	DET	3-2	0-0	0-0	0	0	0	0
10/9	L*	at IND	4-2	0-0	0-0	0	0	0	0
10/16	L*	JAC	1-1	0-0	0-0	0	0	0	0
10/20	L*	at GB	2-0	0-0	0-0	0	0	0	0
10/31	W*	MIN	2-2	0-0	0-0	0	0	0	0
11/13	L	at TB			INACTIVE				
11/20	L	at NYG			INACTIVE				
11/27	L	TEN			INACTIVE				
12/4		SF							
12/11		at DET							
12/18		GB							
12/24		WAS							
1/1		at MIN							
Totals	2-4		16-7	0-0	0-0	0	0	0	0

WASHINGTON:

2016 CHICAGO BEARS

Date	W/L	Opp.	Tkls-S	Sk-YL	INT-Yds	PD	FF	FR	TFL
9/11	L	at HOU	1-1	0-0	0-0	0	0	0	0
9/19	L	PHI			INACTIVE				
9/25	L	at DAL	2-1	0-0	0-0	0	0	0	0
10/2	W	DET	1-1	1-9	0-0	0	0	0	1
10/9	L	at IND	1-1	0-0	0-0	0	0	0	0
10/16	L	JAC	0-0	0-0	0-0	0	0	0	0
10/20	L	at GB	1-0	0-0	0-0	0	0	0	0
10/31	W	MIN	1-1	1-3	0-0	1	0	0	1
11/13	L	at TB	2-1	0-0	0-0	0	0	0	0
11/20	L*	at NYG	2-0	0-0	0-0	0	0	0	0
11/27	L*	TEN	3-3	0-0	0-0	0	0	0	0
12/4		SF							
12/11		at DET							
12/18		GB							
12/24		WAS							
1/1		at MIN							
Totals	0-2		14-9	2-12	0-0	1	0	0	2

WILSON:

2016 CHICAGO BEARS

Date	W/L	Opp.	Tkls-S	Sk-YL	INT-Yds	PD	FF	FR	TFL
9/11	L	at HOU			NOT WITH TEAM				
9/19	L	PHI			NOT WITH TEAM				
9/25	L	at DAL			NOT WITH TEAM				
10/2	W	DET			NOT WITH TEAM				
10/9	L	at IND			NOT WITH TEAM				
10/16	L	JAC			NOT WITH TEAM				
10/20	L	at GB			NOT WITH TEAM				
10/31	W	MIN			NOT WITH TEAM				
11/13	L	at TB			NOT WITH TEAM				
11/20	L	at NYG	3-1	0-0	0-0	0	0	0	0
11/27	L	TEN	2-1	0-0	0-0	0	0	0	0
12/4		SF							
12/11		at DET							
12/18		GB							
12/24		WAS							
1/1		at MIN							
Totals	0-0		5-2	0-0	0-0	0	0	0	6.0

LINEBACKERS

ACHO:

2016 CHICAGO BEARS

Date	W/L	Opp.	Tkls-S	Sk-YL	INT-Yds	PD	FF	FR	TFL
9/11	L	at HOU	1-1	0-0	0-0	0	0	0	0
9/19	L	PHI	3-2	1-3	0-0	0	0	0	1
9/25	L*	at DAL	4-3	0-0	0-0	0	0	0	0
10/2	W*	DET	1-1	0-0	0-0	0	0	0	0
10/9	L*	at IND	1-0	0-0	0-0	0	0	0	0
10/16	L*	JAC	3-3	0-0	0-0	0	0	0	1
10/20	L	at GB	3-1	0-0	0-0	1	0	0	0
10/31	W	MIN	1-0	0-0	0-0	0	0	0	0
11/13	L	at TB	2-1	0-0	0-0	0	0	0	0
11/20	L	at NYG	1-1	0-0	0-0	0	1	0	0
11/27	L*	TEN	2-1	0-0	0-0	0	0	0	0
12/4		SF							
12/11		at DET							
12/18		GB							
12/24		WAS							
1/1		at MIN							
Totals	1-4		22-14	1-3	0-0	1	1	0	2

ANDERSON:

2016 CHICAGO BEARS

Date	W/L	Opp.	Tkls-S	Sk-YL	INT-Yds	PD	FF	FR	TFL
9/11	L	at HOU	0-0	0-0	0-0	0	0	0	0
9/19	L	PHI	0-0	0-0	0-0	0	0	0	0
9/25	L	at DAL	2-1	0-0	0-0	0	0	0	0
10/2	W	DET			PRACTICE SQUAD				
10/9	L	at IND			PRACTICE SQUAD				
10/16	L	JAC			PRACTICE SQUAD				
10/20	L	at GB			PRACTICE SQUAD				
10/31	W	MIN			PRACTICE SQUAD				
11/13	L	at TB			PRACTICE SQUAD				
11/20	L	at NYG			PRACTICE SQUAD				
11/27	L	TEN	0-0	0-0	0-0	0	0	0	0
12/4		SF							
12/11		at DET							
12/18		GB							
12/24		WAS							
1/1		at MIN							
Totals	0-0		2-1	0-0	0-0	0	0	0	0

FLOYD:

2016 CHICAGO BEARS

Date	W/L	Opp.	Tkls-S	Sk-YL	INT-Yds	PD	FF	FR	TFL
9/11	L*	at HOU	6-2	0.5-4.5	0-0	0	0	0	0
9/19	L*	PHI	2-2	0-0	0-0	0	0	0	0
9/25	L*	at DAL	5-4	0-0	0-0	0	0	0	0
10/2	W*	DET	0-0	0-0	0-0	0	0	0	0
10/9	L	at IND			INACTIVE				
10/16	L	JAC			INACTIVE				
10/20	L*	at GB	3-2	2-23	0-0	0	1	1	1
10/31	W*	MIN	2-2	1-5	0-0	0	0	0	1
11/13	L*	at TB	5-3	1.5-9	0-0	1	0	0	1
11/20	L*	at NYG	2-1	0-0	0-0	0	0	0	1
11/27	L	TEN			INACTIVE				
12/4		SF							
12/11		at DET							
12/18		GB							
12/24		WAS							
1/1		at MIN							
Totals	2-6		25-16	5-41.5	0-0	1	1	1	4

FREEMAN:

2016 CHICAGO BEARS

Date	W/L	Opp.	Tkls-S	Sk-YL	INT-Yds	PD	FF	FR	TFL
9/11	L*	at HOU	17-9	0-0	0-0	0	0	0	1
9/19	L*	PHI	5-5	0-0	0-0	0	0	0	3
9/25	L*	at DAL	12-7	0-0	0-0	0	0	0	0
10/2	W*	DET	7-7	0-0	0-0	0	0	0	0
10/9	L*	at IND	7-5	0-0	0-0	0	0	0	0
10/16	L*	JAC	4-4	0-0	0-0	0	1	0	0
10/20	L*	at GB	13-10	0-0	0-0	0	0	0	0
10/31	W*	MIN	7-5	0-0	0-0	0	0	0	0
11/13	L*	at TB	9-9	0-0	0-0	0	0	0	2
11/20	L*	at NYG	10-8	0-0	0-0	1	0	0	0
11/27	L	TEN			SUSPENDED				
12/4		SF							
12/11		at DET							
12/18		GB							
12/24		WAS							
1/1		at MIN							
Totals	2-8		91-69	0-0	0-0	1	1	0	6

HOUSTON:

2016 CHICAGO BEARS

Date	W/L	Opp.	Tkls-S	Sk-YL	INT-Yds	PD	FF	FR	TFL
9/11	L	at HOU	4-2	0-0	0-0	0	0	0	0
9/19	L	PHI	0-0	0-0	0-0	0	0	0	0
9/25	L	at DAL	0-0	0-0	0-0	0	0	0	0
10/2		DET							
10/9		at IND							
10/16		JAC							
10/20		at GB							
10/31		MIN							
11/13		at TB							
11/20		at NYG							
11/27		TEN							
12/4		SF							
12/11		at DET							
12/18		GB							
12/24		WAS							
1/1		at MIN							
Totals	0-0		4-2	0-0	0-0	0	0	0	0

INJURED RESERVE 9/22

JONES:**2016 CHICAGO BEARS**

Date	W/L	Opp.	Tkls-S	Sk-YL	INT-Yds	PD	FF	FR	TFL
9/11	L	at HOU	0-0	0-0	0-0	0	0	0	0
9/19	L	PHI	0-0	0-0	0-0	0	0	0	0
9/25	L	at DAL	3-2	0-0	0-0	0	0	0	0
10/2	W	DET	0-0	0-0	0-0	0	0	0	0
10/9	L*	at IND	0-0	0-0	0-0	0	0	0	0
10/16	L*	JAC	2-2	0-0	0-0	1	0	0	0
10/20	L	at GB	0-0	0-0	0-0	0	0	0	0
10/31	W	MIN	0-0	0-0	0-0	0	0	0	0
11/13	L	at TB	0-0	0-0	0-0	0	0	0	0
11/20	L	at NYG	0-0	0-0	0-0	0	0	0	0
11/27	L	TEN	0-0	0-0	0-0	0	0	0	0
12/4		SF							
12/11		at DET							
12/18		GB							
12/24		WAS							
1/1		at MIN							
Totals	0-2		5-4	0-0	0-0	1	0	0	0

KWIATKOSKI:**2016 CHICAGO BEARS**

Date	W/L	Opp.	Tkls-S	Sk-YL	INT-Yds	PD	FF	FR	TFL
9/11	L	at HOU			INACTIVE				
9/19	L	PHI			INACTIVE				
9/25	L*	at DAL	1-0	0-0	0-0	0	0	0	0
10/2	W	DET	2-1	0-0	0-0	0	0	0	0
10/9	L	at IND	0-0	0-0	0-0	0	0	0	0
10/16	L	JAC	1-1	0-0	0-0	0	0	0	0
10/20	L	at GB	1-1	0-0	0-0	0	0	0	0
10/31	W	MIN	0-0	0-0	0-0	0	0	0	0
11/13	L	at TB	0-0	0-0	0-0	0	0	0	0
11/20	L	at NYG	0-0	0-0	0-0	0	0	0	0
11/27	L*	TEN	4-2	0-0	0-0	0	0	0	0
12/4		SF							
12/11		at DET							
12/18		GB							
12/24		WAS							
1/1		at MIN							
Totals	0-2		9-5	0-0	0-0	0	0	0	0

MCPHEE:**2016 CHICAGO BEARS**

Date	W/L	Opp.	Tkls-S	Sk-YL	INT-Yds	PD	FF	FR	TFL
9/11	L	at HOU			PUP				
9/19	L	PHI			PUP				
9/25	L	at DAL			PUP				
10/2	W	DET			PUP				
10/9	L	at IND			PUP				
10/16	L	JAC			PUP				
10/20	L	at GB	0-0	0-0	0-0	0	0	0	0
10/31	W	MIN	1-1	1-3	0-0	0	1	0	0
11/13	L	at TB	2-2	1-15	0-0	0	0	0	1
11/20	L	at NYG	1-1	0-0	0-0	0	0	0	1
11/27	L	TEN	4-3	0-0	0-0	0	0	0	0
12/4		SF							
12/11		at DET							
12/18		GB							
12/24		WAS							
1/1		at MIN							
Totals	0-0		8-7	2-18	0-0	0	1	0	2

TIMU:

2016 CHICAGO BEARS

Date	W/L	Opp.	Tkls-S	Sk-YL	INT-Yds	PD	FF	FR	TFL
9/11	L	at HOU			PRACTICE SQUAD				
9/19	L	PHI			PRACTICE SQUAD				
9/25	L	at DAL			PRACTICE SQUAD				
10/2	W*	DET	2-2	0-0	0-0	0	0	0	1
10/9	L	at IND	0-0	0-0	0-0	0	0	0	0
10/16	L	JAC	0-0	0-0	0-0	0	0	0	0
10/20	L	at GB	0-0	0-0	0-0	0	0	0	0
10/31	W	MIN	0-0	0-0	0-0	0	0	0	0
11/13	L	at TB			INACTIVE				
11/20	L	at NYG			INACTIVE				
11/27	L	TEN	0-0	0-0	0-0	0	0	0	0
12/4		SF							
12/11		at DET							
12/18		GB							
12/24		WAS							
1/1		at MIN							
Totals	1-0		2-2	0-0	0-0	0	0	0	1

TREVATHAN:

2016 CHICAGO BEARS

Date	W/L	Opp.	Tkls-S	Sk-YL	INT-Yds	PD	FF	FR	TFL
9/11	L*	at HOU	11-7	1-7	0-0	0	0	0	1.0
9/19	L*	PHI	4-4	0-0	0-0	0	0	0	0
9/25	L	at DAL			INACTIVE				
10/2	W	DET			INACTIVE				
10/9	L*	at IND	6-4	0-0	0-0	0	0	0	0
10/16	L*	JAC	4-3	0-0	0-0	1	0	0	0
10/20	L	at GB	6-6	0-0	0-0	0	0	0	0
10/31	W*	MIN	6-3	0-0	0-0	2	0	0	0
11/13	L*	at TB	13-9	0-0	0-0	1	0	0	0
11/20	L*	at NYG	11-9	0-0	0-0	0	0	0	0
11/27	L*	TEN	5-4	0-0	0-0	0	0	0	0
12/4		SF							
12/11		at DET							
12/18		GB							
12/24		WAS							
1/1		at MIN							
Totals	1-7		66-49	1-7	0-0	4	0	0	1.0

YOUNG:

2016 CHICAGO BEARS

Date	W/L	Opp.	Tkls-S	Sk-YL	INT-Yds	PD	FF	FR	TFL
9/11	L*	at HOU	0-0	0-0	0-0	0	0	0	0
9/19	L*	PHI	7-5	1-7	0-0	0	0	0	2
9/25	L	at DAL	4-1	0-0	0-0	0	0	0	0
10/2	W	DET	0-0	0-0	0-0	0	0	0	0
10/9	L	at IND	5-4	3-13	0-0	0	0	0	3
10/16	L	JAC	3-3	2-8	0-0	0	0	0	1
10/20	L*	at GB	1-1	0-0	0-0	1	0	0	0
10/31	W*	MIN	0-0	0-0	0-0	1	0	0	0
11/13	L*	at TB	5-2	0.5-2	0-0	0	0	0	0
11/20	L*	at NYG	3-0	0-0	0-0	0	0	0	0
11/27	L*	TEN	2-2	0-0	0-0	0	0	0	1
12/4		SF							
12/11		at DET							
12/18		GB							
12/24		WAS							
1/1		at MIN							
Totals	1-6		30-18	6.5-30	0-0	2	0	0	7

DEFENSIVE BACKS

AMOS:

2016 CHICAGO BEARS

Date	W/L	Opp.	Tkls-S	Sk-YL	INT-Yds	PD	FF	FR	TFL
9/11	L*	at HOU	5-5	0-0	0-0	0	0	0	0
9/19	L*	PHI	2-2	0-0	0-0	0	0	0	0
9/25	L*	at DAL	3-3	0-0	0-0	0	0	0	0
10/2	W*	DET	6-5	0-0	0-0	1	0	0	0
10/9	L*	at IND	4-3	0-0	0-0	0	1	0	0
10/16	L*	JAC	3-3	0-0	0-0	1	0	0	0
10/20	L*	at GB	8-6	0-0	0-0	0	0	0	0
10/31	W*	MIN	5-5	0-0	0-0	0	0	0	0
11/13	L*	at TB	4-4	0-0	0-0	0	0	0	0
11/20	L*	at NYG	6-4	0-0	0-0	1	0	0	0
11/27	L*	TEN	4-4	0-0	0-0	1	0	0	1
12/4		SF							
12/11		at DET							
12/18		GB							
12/24		WAS							
1/1		at MIN							
Totals	2-9		50-44	0-0	0-0	4	1	0	1

BAUSBY:

2016 CHICAGO BEARS

Date	W/L	Opp.	Tkls-S	Sk-YL	INT-Yds	PD	FF	FR	TFL
9/11	L	at HOU			PRACTICE SQUAD				
9/19	L	PHI			PRACTICE SQUAD				
9/25	L	at DAL			PRACTICE SQUAD				
10/2	W	DET			PRACTICE SQUAD				
10/9	L	at IND			PRACTICE SQUAD				
10/16	L	JAC			PRACTICE SQUAD				
10/20	L	at GB	8-7	0-0	0-0	0	0	0	0
10/31	W	MIN	4-4	0-0	0-0	0	0	0	0
11/13	L	at TB	0-0		0-0	0	0	0	0
11/20	L	at NYG			NOT WITH TEAM				
11/27	L	TEN			INACTIVE				
12/4		SF							
12/11		at DET							
12/18		GB							
12/24		WAS							
1/1		at MIN							
Totals	0-0		12-11	0-0	0-0	0	0	0	0

BUSH:

2016 CHICAGO BEARS

Date	W/L	Opp.	Tkls-S	Sk-YL	INT-Yds	PD	FF	FR	TFL
9/11	L	at HOU			INACTIVE				
9/19	L	PHI			INACTIVE				
9/25	L	at DAL	0-0	0-0	0-0	0	0	0	0
10/2	W	DET			INACTIVE				
10/9	L	at IND			INACTIVE				
10/16	L	JAC	0-0	0-0	0-0	0	0	0	0
10/20	L	at GB	0-0	0-0	0-0	0	0	0	0
10/31	W	MIN	0-0	0-0	0-0	0	0	0	0
11/13	L	at TB	1-1	0-0	0-0	0	0	0	0
11/20	L*	at NYG	7-3	0-0	0-0	0	0	0	0
11/27	L*	TEN	2-2	0-0	0-0	0	0	0	0
12/4		SF							
12/11		at DET							
12/18		GB							
12/24		WAS							
1/1		at MIN							
Totals	0-2		10-6	0-0	0-0	0	0	0	0

CALLAHAN:**2016 CHICAGO BEARS**

Date	W/L	Opp.	Tkls-S	Sk-YL	INT-Yds	PD	FF	FR	TFL
9/11	L*	at HOU	0-0	0-0	0-0	0	0	0	0
9/19	L*	PHI	1-1	0-0	0-0	1	0	0	0
9/25	L	at DAL			INACTIVE				
10/2	W*	DET	5-5	0-0	0-0	0	0	0	0
10/9	L*	at IND	6-5	0-0	0-0	1	0	0	0
10/16	L*	JAC	6-6	0-0	0-0	0	0	0	0
10/20	L*	at GB	1-1	0-0	0-0	0	0	0	0
10/31	W	MIN			INACTIVE				
11/13	L	at TB			INACTIVE				
11/20	L*	at NYG	5-5	0-0	0-0	1	0	0	0
11/27	L	TEN	3-3	0-0	0-0	0	0	0	0
12/4		SF							
12/11		at DET							
12/18		GB							
12/24		WAS							
1/1		at MIN							
Totals	1-6		27-26	0-0	0-0	3	0	0	0

FULLER:**2016 CHICAGO BEARS**

Date	W/L	Opp.	Tkls-S	Sk-YL	INT-Yds	PD	FF	FR	TFL
9/11	L	at HOU	0-0	0-0	0-0	0	0	0	0
9/19	L	PHI	0-0	0-0	0-0	0	0	0	0
9/25	L	at DAL	0-0	0-0	0-0	0	0	0	0
10/2		DET							
10/9		at IND							
10/16		JAC							
10/20		at GB							
10/31		MIN							
11/13		at TB							
11/20		at NYG							
11/27		TEN							
12/4		SF							
12/11		at DET							
12/18		GB							
12/24		WAS							
1/1		at MIN							
Totals			0-0	0-0	0-0	0	0	0	0

GLENN:**2016 CHICAGO BEARS**

Date	W/L	Opp.	Tkls-S	Sk-YL	INT-Yds	PD	FF	FR	TFL
9/11	L	at HOU	5-5	0-0	0-0	2	0	0	0
9/19	L	PHI	7-7	0-0	0-0	2	0	0	0
9/25	L	at DAL	7-5	0-0	0-0	1	0	0	0
10/2	W	DET	1-1	0-0	1-21	1	0	0	0
10/9	L	at IND	3-3	0-0	0-0	0	0	0	0
10/16	L	JAC	1-1	0-0	0-0	0	0	0	0
10/20	L	at GB	2-1	0-0	0-0	0	0	0	0
10/31		MIN							
11/13		at TB							
11/20		at NYG							
11/27		TEN							
12/4		SF							
12/11		at DET							
12/18		GB							
12/24		WAS							
1/1		at MIN							
Totals	0-3		26-23	0-0	1-21	6	0	0	0

HALL:**2016 CHICAGO BEARS**

Date	W/L	Opp.	Tkls-S	Sk-YL	INT-Yds	PD	FF	FR	TFL
9/11	L	at HOU	3-2	0-0	0-0	1	0	0	0
9/19	L	PHI	0-0	0-0	0-0	1	0	0	0
9/25	L	at DAL	0-0	0-0	0-0	0	0	0	0
10/2	W	DET	0-0	0-0	1-0	1	0	0	0
10/9	L	at IND			INACTIVE				
10/16	L	JAC			INACTIVE				
10/20	L	at GB			INACTIVE				
10/31	W	MIN			INACTIVE				
11/13	L	at TB			INACTIVE				
11/20	L	at NYG			INACTIVE				
11/27	L	TEN			INACTIVE				
12/4		SF							
12/11		at DET							
12/18		GB							
12/24		WAS							
1/1		at MIN							
Totals	0-0		3-2	0-0	1-0	3	0	0	0

HOUSTON-CARSON:**2016 CHICAGO BEARS**

Date	W/L	Opp.	Tkls-S	Sk-YL	INT-Yds	PD	FF	FR	TFL
9/11	L	at HOU	0-0	0-0	0-0	0	0	0	0
9/19	L	PHI	0-0	0-0	0-0	0	0	0	0
9/25	L	at DAL	0-0	0-0	0-0	0	0	0	0
10/2	W	DET	0-0	0-0	0-0	0	0	0	0
10/9	L	at IND	0-0	0-0	0-0	0	0	0	0
10/16	L	JAC			INACTIVE				
10/20	L	at GB			INACTIVE				
10/31	W	MIN	0-0	0-0	0-0	0	0	0	0
11/13	L	at TB			INACTIVE				
11/20	L	at NYG			INACTIVE				
11/27	L	TEN			INACTIVE				
12/4		SF							
12/11		at DET							
12/18		GB							
12/24		WAS							
1/1		at MIN							
Totals	0-0		0-0	0-0	0-0	0	0	0	0

JONES-QUARTEY:**2016 CHICAGO BEARS**

Date	W/L	Opp.	Tkls-S	Sk-YL	INT-Yds	PD	FF	FR	TFL
9/11	L*	at HOU	7-4	0-0	0-0	0	0	0	0
9/19	L*	PHI	4-4	0-0	0-0	0	0	0	0
9/25	L*	at DAL	6-5	0-0	0-0	0	0	0	0
10/2	W*	DET	7-7	0-0	0-0	0	0	0	1
10/9	L*	at IND	0-0	0-0	0-0	1	0	0	0
10/16	L*	JAC	4-3	0-0	0-0	1	0	0	0
10/20	L*	at GB	9-7	0-0	0-0	0	0	0	0
10/31	W*	MIN	4-3	0-0	0-0	0	0	0	0
11/13	L*	at TB	5-4	0-0	1-0	1	0	0	0
11/20	L	at NYG	0-0	0-0	0-0	0	0	0	0
11/27	L	TEN	0-0	0-0	0-0	0	0	0	0
12/4		SF							
12/11		at DET							
12/18		GB							
12/24		WAS							
1/1		at MIN							
Totals	2-7		46-37	0-0	1-0	3	0	0	1

LEBLANC:**2016 CHICAGO BEARS**

Date	W/L	Opp.	Tkls-S	Sk-YL	INT-Yds	PD	FF	FR	TFL
9/11	L	at HOU			INACTIVE				
9/19	L	PHI			INACTIVE				
9/25	L	at DAL	1-1	0-0	0-0	0	0	0	0
10/2	W	DET	2-2	0-0	0-0	0	0	0	0
10/9	L	at IND	1-1	0-0	0-0	2	0	0	0
10/16	L	JAC	1-1	0-0	0-0	0	0	0	0
10/20	L*	at GB	7-6	0-0	0-0	2	0	0	0
10/31	W*	MIN	3-3	0-0	0-0	0	0	0	0
11/13	L*	at TB	3-2	0-0	0-0	0	0	0	0
11/20	L*	at NYG	4-4	0-0	0-0	0	0	0	0
11/27	L*	TEN	6-6	0-0	0-0	0	0	0	0
12/4		SF							
12/11		at DET							
12/18		GB							
12/24		WAS							
1/1		at MIN							
Totals	1-3		28-26	0-0	0-0	4	0	0	0

MCMANIS:**2016 CHICAGO BEARS**

Date	W/L	Opp.	Tkls-S	Sk-YL	INT-Yds	PD	FF	FR	TFL
9/11	L	at HOU	0-0	0-0	0-0	0	0	0	0
9/19	L	PHI	2-2	0-0	0-0	0	0	0	0
9/25	L	at DAL	1-1	0-0	0-0	0	0	0	0
10/2	W	DET	0-0	0-0	0-0	0	0	0	0
10/9	L	at IND	0-0	0-0	0-0	0	0	0	0
10/16	L	JAC	0-0	0-0	0-0	0	0	0	0
10/20	L	at GB	0-0	0-0	0-0	0	0	0	0
10/31	W	MIN	0-0	0-0	0-0	0	0	0	0
11/13	L	at TB	0-0	0-0	0-0	0	0	0	0
11/20	L	at NYG	0-0	0-0	0-0	0	0	0	0
11/27	L	TEN	0-0	0-0	0-0	0	0	0	0
12/4		SF							
12/11		at DET							
12/18		GB							
12/24		WAS							
1/1		at MIN							
Totals	0-0		3-3	0-0	0-0	0	0	0	0

PORTER:**2016 CHICAGO BEARS**

Date	W/L	Opp.	Tkls-S	Sk-YL	INT-Yds	PD	FF	FR	TFL
9/11	L*	at HOU	4-3	0-0	1-3	1	0	0	0
9/19	L*	PHI	6-6	0-0	0-0	1	0	0	0
9/25	L*	at DAL	5-4	0-0	0-0	0	0	0	0
10/2	W*	DET	1-1	0-0	0-0	0	0	0	0
10/9	L*	at IND	4-4	0-0	0-0	1	0	0	0
10/16	L*	JAC	0-0	0-0	1-25	2	0	0	0
10/20	L*	at GB	2-1	0-0	0-0	0	0	0	0
10/31	W*	MIN	6-6	0-0	0-0	0	0	0	0
11/13	L*	at TB	4-4	0-0	0-0	0	0	0	0
11/20	L*	at NYG	2-2	0-0	0-0	2	0	0	0
11/27	L*	TEN	2-2	0-0	0-0	1	1	0	0
12/4		SF							
12/11		at DET							
12/18		GB							
12/24		WAS							
1/1		at MIN							
Totals	2-9		36-33	0-0	2-28	8	1	0	0

PROSINSKI:**2016 CHICAGO BEARS**

Date	W/L	Opp.	Tkls-S	Sk-YL	INT-Yds	PD	FF	FR	TFL
9/11	L	at HOU	0-0	0-0	0-0	0	0	0	0
9/19	L	PHI	3-3	0-0	0-0	0	0	0	0
9/25	L	at DAL	2-1	0-0	0-0	1	0	0	0
10/2	W	DET	0-0	0-0	0-0	0	0	0	0
10/9	L	at IND	8-6	0-0	0-0	0	0	0	0
10/16	L	JAC	0-0	0-0	0-0	0	0	0	0
10/20	L*	at GB	1-1	0-0	0-0	0	0	0	0
10/31	W	MIN	1-0	0-0	0-0	0	0	0	0
11/13	L	at TB	3-2	0-0	0-0	0	0	0	1
11/20	L	at NYG	0-0	0-0	0-0	0	0	0	0
11/27	L	TEN	0-0	0-0	0-0	0	0	0	0
12/4		SF							
12/11		at DET							
12/18		GB							
12/24		WAS							
1/1		at MIN							
Totals	0-1		18-13	0-0	0-0	1	0	0	1

KICKERS/PUNTERS

BARTH:

2016 CHICAGO BEARS

Date	W/L	Opp.	PAT	FG	PTS	FGs (Missed)
9/11	L	at HOU	2-2	0-0	2	0
9/19	L	PHI	2-2	0-1	2	(31)
9/25	L	at DAL	2-2	1-1	5	34
10/2	W	DET	2-2	1-2	5	25, (50)
10/9	L	at IND	2-2	3-4	11	35, 49, (49), 24
10/16	L	JAC	1-1	3-3	10	36, 24, 32
10/20	L	at GB	1-1	1-1	4	39
10/31	W	MIN	2-2	2-2	8	30, 28
11/13	L	at TB	1-1	1-1	4	54
11/20	L	at NYG	1-2	1-2	4	40, (51)
11/27	L	TEN	3-3	0-0	3	
12/4		SF				
12/11		at DET				
12/18		GB				
12/24		WAS				
1/1		at MIN				
Totals	0-0		19-20	13-17	58	

O'DONNELL:

2016 CHICAGO BEARS

DATE	W/L	Opp.	No.	Yds	Avg	Net	Long	In-20
9/11	L	at HOU	7	296	42.3	38.1	47	2
9/19	L	PHI	4	151	37.8	37.8	51	1
9/25	L	at DAL	4	159	39.8	39.0	49	1
10/2	W	DET	4	196	49.0	14.0	51	0
10/9	L	at IND	2	92	46.0	36.0	46	0
10/16	L	JAC	6	261	43.5	43.0	50	4
10/20	L	at GB	5	225	45.0	43.8	48	3
10/31	W	MIN	5	222	44.4	41.4	53	3
11/13	L	at TB	5	218	43.6	42.6	53	2
11/20	L	at NYG	6	289	48.2	45.8	67	2
11/27	L	TEN	4	182	45.5	43.5	55	0
12/4		SF						
12/11		at DET						
12/18		GB						
12/24		WAS						
1/1		at MIN						
Totals	0-0		52	2,291	44.1	39.4	67	18

NEW PLAYER BIOS

76 ADAMS, Mike	Tackle (5th Year)	Ohio State
Height: 6-7	Weight: 323	Opening Day Age: 26

PRO CAREER: Enters his 5th NFL season... Appeared in 16 games (4 starts) with the Pittsburgh Steelers in 2014 ...

CAREER TRANSACTIONS: Drafted by the Pittsburgh Steelers in the 2nd round (56th overall) of the 2012 NFL Draft... Waived by the Steelers (5/5/16)... Signed by Chicago (8/10/16)...

PREVIOUS SEASONS: 2014-Appeared in all 16 games including 4 starts at right tackle for the Pittsburgh Steelers. 2013 – Appeared in 15 games including 10 starts at left tackle for the Steelers. 2012- Appeared in 10 games including 6 starts at left tackle for the Steelers.

COLLEGE CAREER: Appeared in 30 games during his four-year career at Ohio State, starting 25 contests, including his last 21...registered 167 knockdowns and 33 touchdown-resulting blocks in his last two seasons...earned second-team All-Big Ten Conference honors in 2011...a consensus All-Big Ten Conference first-team choice in 2010...majored in criminology. 2011- All-American Dream Team selection (second-team) by The NFL Draft Report...added second-team All Big Ten Conference honors, despite missing the Buckeyes' first five games due to an NCAA suspension...started the final eight contests...made two touchdown-resulting blocks in his first game back as the running unit piled up 243 yards vs. Nebraska...closed out the year with 13 touchdown-resulting blocks and 78 knockdowns for an offense that averaged 308.2 yards per game without their left tackle and 324.38 yards with him in the lineup. 2010- All-American third-team selection by The NFL Draft Report...consensus All-Big Ten Conference first-team choice...started all 13 games at left tackle...paced the Buckeyes with an 89.6% grade for blocking consistency, registering 89 knockdowns and 20 touchdown-resulting blocks...helped pave the way for the team to rank 11th in the nation in scoring (38.77 ppg), 14th in rushing (220.08 ypg) and 20th in total offense (448.62 ypg). 2009- Started four games against Illinois, Indiana, Wisconsin and Purdue...made first career start against Illinois...did not play against Minnesota, New Mexico State and Penn State because of a knee in-jury. 2008- Saw action in four games as a reserve offensive tackle.

PERSONAL: Attended Dublin-Coffman High School (Dublin, Ohio)...regarded as the nation's top offensive tackle prospect by ESPN, Scout.com, Rivals.com, Prep Star and Super Prep...led the team to a 13-1 record, ranking second in the state and ninth nationally during his senior year...an All-Ohio pick as a junior and senior, he added All-Ohio Capital Conference, All-Metro, and All-District each of those seasons...selected Parade and EA Sports All-American in 2007...was the top-rated player on the Detroit Free Press "Best of the Midwest" team and chosen USA Today All-USA...competed in the U.S. Army All-American Bowl...son of Heidi Davidson...is a native of Farrell, Pa. (hour north of Pittsburgh), where he lived until he was 12 years old...Full name: Michael Angelo Adams.

12 BARKLEY, Matt	Quarterback (4th Year)	USC
Height: 6-2	Weight: 227	Opening Day Age: 26

PRO CAREER: Joins the Bears after stints with the Arizona Cardinals and Philadelphia Eagles.

CAREER TRANSACTIONS: Drafted in the 4th round (98th overall) of the 2013 NFL Draft by the Philadelphia Eagles (6/13/13) ... Traded to the Arizona Cardinals (9/4/15)... Waived by the Arizona Cardinals (9/3/16)... Added to the Chicago Bears practice quad (9/5/16).

PREVIOUS SEASONS: 2014 - Appeared in 1 games with 1 game with the Eagles and attempted one pass... 2013- Appeared in 3 games with the Eagles... Completed 30 of 49 passes for 300 yards.

COLLEGE CAREER: Barkley finished third on USC's career passing (755 completions) and total offense (9,013 yards) lists, behind Heisman winners Carson Palmer and Matt Leinart... He finished fifth on the Pac-12 career touchdown pass chart (80, second on the USC list) and 16th in pass yardage (9,054, third on the USC list) and 16th in total offense (9,013)... He threw at least 1 TD pass in 32 of his 36 career games, at least 2 TDs in 21 games, at least 3 TDs in 13 games, at least 4 TDs 7 times and at least 5 TDs 5 times (the only Trojan to have done so), including twice with a school record 6 TDs... He threw for at least 200 yards in 24 career games (10 times over 300 yards and twice over 400 yards)... He had 36 career starts (he was 27-9 as a starter).

PERSONAL: Born Matthew Montgomery Barkley on September 8, 1990.

4 BARTH, Connor	Tackle (9th Year)	North Carolina
Height: 5-11	Weight: 200	Opening Day Age: 30

PRO CAREER: Enters his 9th NFL season... Appeared in 12 games for the Tampa Bay Buccaneers 2015... Also spent time with the New Orleans Saints this preseason.

CAREER TRANSACTIONS: Signed by the Kansas City Chiefs as an undrafted free agent (10/21/08)... Waived by the Chiefs (7/28/09)... Signed by the Miami Dolphins (8/10/09)... Cut by the Dolphins (8/29/09)... Signed by Tampa Bay Buccaneers (11/03/09)... Waived by the Buccaneers (8/29/14)... Signed by the Denver Broncos (11/25/14)... Waived by the Broncos (8/26/15)... Signed with Buccaneers (8/27/15)... Waived by the Buccaneers (9/4/15)... Signed with the Buccaneers (10/6/15)... Waived by the Buccaneers (5/2/16)... Signed with the New Orleans Saints (5/23/16)... Waived by the Saints (9/3/16)... Signed by the Bears (9/5/16).

2015 SEASON: Appeared in 12 games for the Buccaneers... Made 23 of 28 field goals (82.1%)... Made 25 of 26 PATs... Made a long of 53.

PREVIOUS SEASONS: **2014** – Appeared in 5 games for the Broncos... Made 15 of 16 field goals (93.8%)... Made 15 of 15 PATs... Made a long of 50. **2012**- Appeared in 15 games for the Buccaneers... Made 28 of 33 field goals (84.8%)... Made 39 of 39 PATs... Made a career long of 57. **2011**- Appeared in 16 games for the Buccaneers... Made 26 of 28 field goals (92.9%)... Made 23 of 23 PATs... Made a long of 55. **2010**- Appeared in 16 games for the Buccaneers... Made 23 of 28 field goals (82.1%)... Made 36 of 36 PATs... Made a long of 53. **2009**- Appeared in 9 games for the Buccaneers... Made 14 of 19 field goals (73.7%)... Made 12 of 12 PATs... Made a long of 54. **2008**- Appeared in 10 games for the Chiefs... Made 10 of 12 field goals (83.3%)... Made 24 of 24 PATs... Made a long of 45.

COLLEGE CAREER: Saw action in 47 games at North Carolina (2004-07) where he converted a school- record 54-of-71 field goals (76.1%) and 103-of-109 PATs for 265 points... Connected on a school-record 19 consecutive field goals... Earned First-Team All-ACC honors as a senior, hitting 19-of-22 field goals and a team-high 78 points... Named Second-Team Freshman All-American and earned honorable mention All- ACC honors... Majored in communications.

PERSONAL: Born Connor Thomas Barth on April 11, 1986, in Arlington, Virginia.

85 BROWN, Daniel Height: 6-5	Tight End (2nd Year) Weight: 243	James Madison Opening Day Age: 25
--	---	---

Transactions:

Elevated to Baltimore's 53-man roster on 11/30/15
Re-signed to the Ravens' practice squad on 11/28/15 after being released by the team on 11/27/15
Re-signed to Baltimore's practice squad on 10/13/15 after being waived by the team on 9/10/15
Signed to the Ravens' practice squad on 9/8/15 after being released by the team on 9/4/15
Originally signed with the Ravens as a RFA on 5/12/15

Career Highlights:

As a rookie in 2015, recorded 64 yards on 6 receptions (10.7 avg.) for the league's No. 8 passing attack (266.9 ypg), which gained a single-season franchise-record 4,271 net passing yards
Secured 5 receptions for 47 yards (both career highs), including a career-long 31-yard catch, vs. Sea. (12/13)

Season Recaps:

2015: (Baltimore Ravens – 6/1)

Recorded 64 yards on 6 receptions (10.7 avg.) for the league's No. 8 passing attack (266.9 ypg), which gained a single-season franchise-record 4,271 net passing yards

Established career highs in receptions (5) and receiving yards (47), including a 31-yard career long, in his first-career start vs. Sea. (12/13)

Secured his first-career reception for 17 yards on a fourth-quarter scoring drive at Mia. (12/6)... Caught a 52-yard TD reception on Baltimore's second possession that was nullified by a disputed offensive pass interference call

Played on special teams and from scrimmage in his NFL debut in the 33-27 victory at Cle. (11/30)

College: Competed in 39 games (21 starts) for James Madison, totaling 91 receptions for 1,450 yards (15.9 avg.) and 17 TDs... Redshirted as a true freshman in 2010

Recorded 42 receptions for 606 yards (14.4 avg.) and 7 TDs as a senior in 2014

Majored in computer information systems

High School: Prepped at Isle of Wight (VA) Academy, where he helped his team to three-consecutive state titles (2005-07)

Earned first-team All-State and All-Conference honors as a senior in 2009

Also earned first-team All-State and All-Conference in basketball (2008-09) and baseball (2009).

60 EDISON, Cornelius Height: 6-3	Center (Rookie) Weight: 303	Portland State Opening Day Age: 22
--	---------------------------------------	--

Appeared in 37 career games (35 starts) in four seasons at Portland State (2014-11)... Was named the FCS Rimington Award winner following his senior season... Started all 12 contests as a senior... As a junior, started 12-of-12 games, helping the offense set school records in single-season rushing yards (3,330), total offense (6,486) and rushing touchdowns (36)... Ranked third in the nation in rushing and total offense... Allowed only 10 sacks as a line while attempting 365 passes... Named third team All-Big Sky Conference... Attended Curtis High School (University Place, WA)... Named Lineman of the Year in the South Puget Sound League South Division as a senior... Earned

first team all-League and all-State as an offensive and defensive lineman and All-State honors.... 2010 Tacoma News Tribune All Area Lineman... Earned first team South Puget Sound League offensive and defensive Line as a junior.

64 KUSH, Eric Height: 6-4	Guard (3rd Year) Weight: 313	California (PA) Opening Day Age: 26
--	--	--

PRO CAREER: Joins the Bears after appearing in 7 games with the St. Louis Rams in 2015.

CAREER TRANSACTIONS: Drafted in the 6th round (170th overall) of the 2013 NFL Draft by the Kansas City Chiefs... Waived by the Chiefs (9/5/15)... Signed with the Tampa Bay Buccaneers (9/6/15)... Waived by the Buccaneers (9/14/15)... Signed to the Carolina Panthers practice squad (9/16/15)... Waived by Panthers (10/27/15)... Signed with the Houston Texans (11/3/15)... Waived by Texans (11/15/15)... Signed with the St. Louis Rams (11/17/15)... Waived by Rams (9/3/16)... Signed with Bears (9/4/16).

2015 SEASON: Appeared in 7 games for the Rams.

PREVIOUS SEASONS: 2013 - Appeared in 3 games with 1 start for Chiefs.

COLLEGE CAREER: 2012- Selected to East-West Shrine Game ... D2Football.com Second-Team All-American ... Daktronics Second-Team All-Region ... Don Hansen Third-Team All-Region ... All-PSAC West First-Team ... started all 11 games with 10 starts at center ... member of Cal U AD Honor Roll (Fall 2012) ... 2011- DeMichela Award ... started 12 games at center ... member of Cal U AD Honor Roll (Fall 2011) ... 2010- Started nine games at left tackle ... member of Cal U AD Honor Roll (Fall 2010) ... 2009: Played in 15 games as a reserve offensive lineman and on special teams ... member of Cal U AD Honor Roll (Spring 2010) ... 2008: Medical redshirt ... appeared in two games as a true freshman ... made college debut against Lake Erie ... member of Cal U AD Honor Roll (Spring 2009)

PERSONAL: Attended Chartiers Valley ... second-team all-state, first-team all-conference, East-West All-Star... Son of Eric and Chris Kush ... majoring in justice studies (forensic science)

47 LASIKE, Paul Height: 5-11	Running Back/Fullback (Rookie) Weight: 232	BYU Opening Day Age: 25
---	---	--

Rugby player who played football for the first time after enrolling at BYU... Played in 38 games over three seasons and rushed for 843 yards and 10 TDs on 171 carries (4.9 avg.)... Added 31 catches for 322 yards and 2 TDs while returning 15 kickoffs for 301 yards and tallying 7 special teams tackles... Played in all 13 games (10 starts) as a senior in 2014, running for 364 yards and a career-high 7 TDs on 79 carries... 7 rushing TDs ranked second on the team... Also had career-best numbers in receiving, catching 25 passes for 267 yards and 2 TDs... Started 8-of-13 games played as a junior, rushing for 350 yards and a TD on 59 attempts (5.9 avg.) and adding 5 receptions for 30 yards... Made his football debut in 2012, playing in 12 games and totaling 129 yards and 2 scores on 33 carries while recording 1 25-yard reception... A native of Auckland, New Zealand, he attended Church College of New Zealand prior to BYU... Was an All-American rugby player at BYU and helped the Cougars win three straight national championships (2011-13).

22 LeBLANC, Cre'Von Height: 5-11	Cornerback (Rookie) Weight: 190	Florida Atlantic Opening Day Age: 22
---	--	---

Signed with the New England Patriots as an undrafted free agent out of Florida Atlantic (5/6/16) before being waived prior to the start of the 2016 regular season (9/3/16)... 2015- Tallied five tackles at Tulsa, all five were solo, and he grabbed the first interception of the season...also returned one punt for six yards and one kick for 24 yards...tallied six tackles (4-2) versus Miami...recorded just a solo tackle and two pass breakups versus Buffalo...also added three punt returns for 23 yards and two kick returns for 30...recorded six tackles, all solo, at Charlotte...busy night included two interceptions with 27 yards of return, two pass breakups, one punt return for a yard and one kick return for 22 yards...recorded three tackles (2-1) and a pass breakup versus Rice...added one kick return for a gain of 20 yards...tallied four tackles (1-3=4) versus Marshall...returned two kicks for a total of 38 yards, his longest was 29 yards...recorded six tackle assists at UTEP, including 0.5 TFL and had a huge fourth down deep pass attempt breakup late in the game...returned two kickoffs for a total of 71 yards, including a long of 44 yards...had one tackle assist in the Shula Bowl victory over FIU...had three kick returns for a total of 61 yards, his longest return was for 23 yards...tallied two solo tackles at WKU but had a huge inside the FAU 20 INT...it was his fourth and league leading of the season, also added a pass breakup...had four tackles (3-1=4) and two pass breakups versus Middle Tennessee, the final home game of his collegiate career...had four (3-1) tackles and a pass breakup at UF...also had a 25-yard kick return...recorded a solo tackle in the ODU victory and added two kick returns for a total of 50 yards, including a long of 27 yards...earned second team All C-USA honors at season's end and was named the team's Defensive MVP. 2014- Recorded two tackles as a starting corner at No. 22 Nebraska...had four tackles at No. 2 Alabama...also had a tackle for a loss of two yards...recorded five tackles, all solo, in the season home opener versus Tulsa...credited with two pass breakups...returned one punt for a yard...tallied four tackles at Wyoming, including three solo...had a breakout game versus UTSA with seven tackles and his first collegiate interception which he returned 76 yards for a score and two passes defended, one of which was game saving in the end zone with no time on the clock...recorded nine tackles at FIU,

including eight solo...finished the WKU game with six tackles, including five solo...credited with two backups...credited with four solo tackles at No. 23 Marshall...also used as the punt returner where he had one return for five yards...tallied nine tackles versus UAB...was second on the squad with nine tackles (6-3) at North Texas...also added an interception...tallied nine tackles, all solo at Middle Tennessee. **2013-** Second season with the team and made five starts out of 11 appearances...had his first kickoff return against Middle Tennessee and totaled 81 yards in that game...recorded 24 tackles on the season and had a season-high of five tackles against UAB...garnered FAU game ball honors for his performance on special teams in the Middle Tennessee game. **2012-** Joined the squad during preseason...first start came at Georgia, a game he recorded five tackles (5:2,3) and a pass break-up...tallied three tackles at Alabama...two tackle assists versus North Texas and followed it with three at ULM...set a mark of six solo tackles at South Alabama and upped it by one versus Louisiana, a game that he also had an assist for a total of eight tackles, his season and career high...recorded his first tackle for a loss versus Louisiana...credited with breaking up four passes (at Georgia, at ULM, at South Alabama and Louisiana)...also served as a kick returner...recorded a total of seven returns, three at Western Kentucky, including his career-long of 35 yards... **High School-** Played for Roosevelt Blackmon at Glades Central High School where he recorded five interceptions, 75 tackles and one sack...was credited with 10 broken-up pass attempts and three forced fumbles...returned one punt and a kick for a score as a senior...at season's end, named first team all-area as both a junior and senior...credited with "the Hardest Hit" of the year in Palm Beach County...participated in the Nike South Florida All-Star Game and was invited to the Outback Bowl and the Nike All-Star Game...member of the Honor Roll. **Personal-** Communications major...son of Lawanda LeBlanc...born in West Palm Beach, FL...honorable mention in 2014.

85 PAULSEN, Logan	Tight End (7th Year)	UCLA
Height: 6-5	Weight: 268	Opening Day Age: 29

PRO CAREER: Originally entered the NFL as an undrafted free agent with the Washington Redskins.

CAREER TRANSACTIONS: Signed by the Washington Redskins as an undrafted free agent (4/29/10)... Waived by the Redskins (9/4/16)... Acquired from waivers by the Chicago Bears (9/4/16).

2014 SEASON: Appeared in all 16 with 12 starts... Caught 13 balls for 78 yards, including one touchdown.

PREVIOUS SEASONS: **2013** – Appeared in 16 games with 14 starts... Had 28 receptions and 367 yards and 3 touchdowns... **2012-** Appeared in 16 games with 10 starts... Recorded 25 receptions for 308 yards and one touchdown... **2011-** Appeared in 16 games with 6 starts... Caught 11 passes for 138 yards. **2010-** Appeared in 11 games... Caught 2 passes for 10 yards, including one touchdown.

COLLEGE CAREER: Three-year starter at tight end for UCLA... Played in 46 career games with 39 starts and caught 71 passes for 888 yards (12.5 avg.) and one touchdown... Selected as a season captain for 2009... Named to the 2007, 2008 and 2009 John Mackey Award watch lists, which recognize college football's most outstanding tight end... As a fifth-year senior, started all 13 games and caught 29 passes for 362 yards (12.5 avg.)... Second-team selection to the Pac-10 All-Academic Team... Named a semifinalist for the Draddy Award which is presented by the National Football Foundation for all-around excellence and academic achievement... Earned honorable mention Pac-10 All-Academic team honors... Played in one game in 2008 before injuring his right foot and redshirting... As a junior, started all 13 games and caught 12 passes for 144 yards (12 avg.) and one touchdown... Scored the first touchdown of his career in a win over California... As a sophomore, played in all 13 games at tight end and caught 27 passes for 331 yards (12.3 avg.)... Made his first career start against Utah and led the team with five receptions... Played in six games as a freshman and caught two passes for 33 yards..

PERSONAL: Lettered three seasons as a tight end, defensive end and punter at Chaminade College Preparatory School in Northridge Calif... Rated No. 15 tight end nationally by Scout. com... Named to the All-CIF-Southern Section Division III team as a senior... Named to the Los Angeles Times All-San Fernando Valley team... Named first-team All-Mission League as a junior and senior... Named Male Athlete of the Year as a senior, junior and sophomore at Chaminade... During his junior and senior seasons on offense, totaled 62 receptions for 829 yards and four touchdowns... On defense, totaled 89 tackles and 33 sacks... Established a school record for sacks (24) during his junior season... Lettered three seasons in track and four seasons in soccer... In 2015, encouraged students from Richmond Public Schools and Chesterfield County Public Schools to track the number of minutes they read over the summer and also hosted a flag football kickoff event for Special Olympics Virginia at Redskins Park... In 2013, participated in the Salute to Play 60 Military Challenge kickoff event at Joint Base Andrews and also served as a celebrity waiter for Ryan Kerrigan's first Blitz for the Better Foundation fundraising event... Has helped the WRCF and Macy's distribute coats, gloves and hats to underserved kids from the Washington, D.C. area at the annual "Covered for the Holidays" event several times... In 2011, helped distribute 3,500 whole turkeys and Thanksgiving food baskets at FedExField to Prince George's County residents in need at the team's annual Harvest Feast... In 2010, participated in the PLAY 60 Challenge Mini-Combine, Chad Rinehart Youth Football Camp and Skins Santa Shoppe... Son of James and Susan Paulsen and has one brother, Hunter... Married his wife, Kelly, in the 2012 offseason and the couple has one son... Born Feb. 26, 1987.

71 SITTON, Josh
Height: 6-3

Guard (9th Year)
Weight: 318

UCF
Opening Day Age: 30

PRO CAREER: Originally entered the NFL after being drafted in the 4th round (135th overall) in 2008 to the Green Bay Packers.

CAREER TRANSACTIONS: Drafted by the Green Bay Packers in the 4th round (135th overall) in 2008... Waived by the Packers (3/1/13)... Signed to San Francisco's practice squad (9/2/13)... Signed to the Tampa Bay Buccaneers active roster (10/11/13)... Waived by Tampa Bay (9/3/16)... Signed by the Chicago Bears (9/4/16).

2015 SEASON: Started all 16 games (15 at left guard, 1 at left tackle) for the Green Bay Packers... Selected as a Pro-Bowler.

PREVIOUS SEASONS: **2014** – Started all 16 games at left guard for the Green Bay Packers. **2013-** Started all 16 games at left guard for the Green Bay Packers... Selected as a Pro-Bowler. **2012-** Started all 16 games at right guard for the Green Bay Packers... Selected as a Pro-Bowler. **2011-** Played and started in 14 games at right guard for the Green Bay Packers...**2010-** Started all 16 games for the Green Bay Packers at right guard...helped the Packers win Super Bowl XLV over the Pittsburgh Steelers. **2009-** Started all 16 games for the Green Bay Packers at right guard. **2008-** Played in 11 games with 2 starts at right guard as a rookie for the Green Bay Packers.

COLLEGE CAREER: Played in 50 games with 43 starts, joining classmate Keith Shologan as the only players in the program's history at the time to appear in 50 career games...Played for an 0-11 team as a true freshman and capped his career as a senior by helping lead the Golden Knights to their first conference championship in school history with a 7-1 record in conference play (10-4 overall)...Showed his versatility by starting at both guard spots and at right tackle during his career...Was a teammate of former Packers S Atari Bigby for one season and Jets WR Brandon Marshall for two seasons...Majored in criminal justice...Senior season (2007): Started all 14 games and was named first-team All-Conference USA by the league's coaches and media...Capped off career by helping to lead UCF to its first conference championship in school history...Helped the Knights' offense set school records for points (501) and rushing yards (3,287) in a season...Blocked for Kevin Smith as he recorded the second-best rushing yardage total in NCAA history with 2,567 yards, trailing only Barry Sanders' 2,628 yards in 1988...Was part of a line that helped Smith post 100-yard games 13 times on the year, including six 200-plus-yard games...Started games at RT and both G spots during the season...Junior season (2006): Started all 12 games at RT...Opened holes for Smith as he ranked third in the conference with 103.8 rushing yards per game and posted four 100-yard games on the season...Sophomore season (2005): Started all 13 games at RT and graded out as one of the top linemen on the team...Helped pave the way for Smith as he set a school rushing record for a freshman with 1,178 yards and nine TDs...Blocked for Smith's five 100-yard rushing games...Freshman season (2004): Played in all 11 games with four starts at RG as a true freshman...Made collegiate debut in season opener at No. 21 Wisconsin (Sept. 4)...Was one of six linemen to letter on the offensive line.

PERSONAL: Given name Josh James Sitton...Last name is pronounced SITT-en...Born in Jacksonville, Fla. ...Married, wife's name is Kristen...Appeared in the movie Pitch Perfect 2 in 2015 with four of his teammates...In the fall of 2014, partnered with his good friend, Chris Jaubert, to start Bear General Contractors in Lafayette, La. ...Moved the company's headquarters to Pensacola, Fla., in early 2016...High school: Four-year letterwinner at Pensacola (Fla.) Catholic High and three-year starter...Earned second-team all-state and first-team all-area honors as an offensive lineman as a senior...Allowed just three sacks over two seasons as an offensive lineman...Added 50 tackles and six sacks as a defensive lineman as a senior...Also lettered twice in basketball...Community involvement: Has hosted the Josh Sitton Holiday Shopping Event each of the past four years, buying gifts for children to help support the PALS Program of Brown County...Through his contracting company, has helped sponsor an annual football camp for kids in Pensacola and also helped sponsor a dinner to raise money for the Alfred-Washburn Center, a homeless shelter in Pensacola...Has attended the annual holiday party for Families of Children With Cancer...Was part of the Packers Tailgate Tour in 2011, making scheduled and surprise visits to various communities around the state...Participated in the Green Bay Packers Golf Invitational in Kohler, Wis. ...Visited the Sacred Heart Children's Hospital in Pensacola...Played in the Tom Coughlin Jay Fund Celebrity Golf Classic at TPC Sawgrass in May 2011...Has played in the Jordy Nelson Celebrity Softball Game...Helped coach participants at the Packers' Women's Association Football 101 event...Traveled to Montana to attend the Doug Betters Whitefish Winter Classic, an annual event held by the former Miami Dolphins DE who today is a quadriplegic as the result of a 1998 skiing accident...In summer 2010, was a guest instructor at a football camp at Pensacola Catholic...Visited children's hospitals and participated in Habitat for Humanity during college...Residence: Pensacola, Fla.

69 WILSON, CJ
Height: 6-3

Defensive Line (7th Year)
Weight: 290

East Carolina
Opening Day Age: 29

PRO CAREER: Joins the Bears after stints with the New Orleans Saints, Detroit Lions, Oakland Raiders and Green Bay Packers.

CAREER TRANSACTIONS: Drafted in the 6th round (170th overall) of the 2013 NFL Draft by the Kansas City Chiefs... Waived by the Chiefs (9/5/15)... Signed with the Tampa Bay Buccaneers (9/6/15)... Waived by the Buccaneers (9/14/15)... Signed to the Carolina Panthers practice squad (9/16/15)... Waived by Panthers (10/27/15)... Signed with the Houston Texans (11/3/15)... Waived by Texans (11/15/15)... Signed with the St. Louis Rams (11/17/15)... Waived by Rams (9/3/16)... Signed with Bears (9/4/16).

2015 SEASON: Appeared in 12 games, including one start for the Raiders and Lions. Recorded one sack and two tackles for loss.

COLLEGE CAREER: As a true freshman in 2006, Wilson recorded at least one sack in five of eight games and led the team with four sacks.

In 2007, as a sophomore,] he had statistically the best game of his career at ECU against the Houston Cougars with nine stops, two and a half sacks, and 2.5 tackles for a loss and also blocked a kick. At the end of the season, Wilson earned all-Conference USA (second-team) honors as a selection by the league coaches.

During his junior year, Wilson started all 14 games and extended his streak of starts to 23. He had at least one sack in nine games. During a game against Tulane, he had a season high eight tackles. Wilson finished the season ranked 27th in the nation and second in the Conference-USA in sacks. Additionally, Wilson also ranked first in the Conference-USA for tackles for loss. He was named defensive conference player of the year by ESPN and Sporting news, and also earned a first team Conference-USA spot on Phil Steele's All Americans.

In his final year as a Pirate, Wilson again started all 14 games of the season and finished up his career with 37 straight starts. He finished the season with 57 tackles (23 solo), 10.5 for loss, and 5.5 sacks. His performance again earned him Conference-USA defensive player of the year. He was also named to the Ted Hendricks, 40th Annual Rotary Lombardi, and Bronko Nagurski award watch lists. Wilson graduated college in 2010 with a degree in Communication.

NEW PRACTICE SQUAD PLAYER BIOS

18 ANDERSON, Dres	Wide Receiver (1st Year)	Utah
Height: 6-2	Weight: 190	Opening Day Age: 24

PRO: Signed by San Francisco 49ers on 5/5/15...Waived by 49ers on 9/3/16...Added to 49ers practice squad on 9/4/16...Waived from 49ers practice squad on 10/18/16...Signed to Chicago Bears practice squad on 11/22/16.

COLLEGE: Utah's fifth all-time leading receiver with 2,077 career yards ... seven career 100-yard games tied for fourth in school history ... 17 career touchdown catches tied for sixth all-time at Utah ... played in the first 44 games of his career--starting 32--before a season-ending injury midway through his senior season ... led Utah in receiving yards his sophomore and junior seasons ... four-time honorable mention Academic All-Pac-12.

PERSONAL: Son of Willie "Flipper" and Lolita Anderson ... father had a 10-year NFL career (1988-97) as a receiver for the Broncos, Redskins, Indianapolis Colts and L.A. Rams after playing collegiately for UCLA ... uncle, Paco Craig, played a year in the NFL for Detroit ... two brothers and two sisters ... received a bachelor's degree in communications in the spring of 2014 ... full name is Dres Flipper Anderson (pronounced drez) ... born July 20, 1992.

43 COBB, David	Running Back (2nd Year)	Minnesota
Height: 5-11	Weight: 229	Opening Day Age: 23

PRO: The Titans selected David Cobb in the fifth round of the 2015 NFL Draft...Waived by Titans on 8/30/16...Signed to Pittsburgh Steelers practice squad on 9/7/16...Waived by Pittsburgh Steelers on 10/11/16...Signed to Chicago Bears practice squad on 10/25/16

CAREER HIGHLIGHTS:

- As a rookie in 2015, Cobb began the season on the injured reserve-designated for return list. He returned to play in seven games (one start), totaling 146 yards on 52 carries.
- In the 2015 season finale at Indianapolis (Jan. 3), he recorded his first career start and scored his first career touchdown on a one-yard run.
- Despite not playing extensively in his first two seasons at Minnesota, Cobb finished his career in the school's all-time top 10 in rushing. He totaled 2,893 yards to finish seventh in school history.
- As a senior in 2014, he set the single-season Minnesota rushing record with 1,626 yards.

CAREER TRANSACTIONS:

- The Killeen, Texas, native was selected by the Titans in the fifth round (138th overall) the 2015 NFL Draft.

COLLEGE:

- In four seasons at Minnesota (2011-14), played in 34 games and started at running back 19 times. He totaled 562 carries for 2,893 yards and 20 rushing touchdowns and added 339 yards on 34 career receptions. He finished his career ranked seventh all-time on the Minnesota leaderboard in rushing yards, and his rushing attempts ranked seventh as well. He rushed for 100 yards in 13 games, and the Gophers were 9-4 in those games. He rushed for 200 yards in two games (Gophers were 2-0). His 20 career rushing touchdowns tied for 10th all-time at Minnesota.
- As a senior in 2014, started all 13 games and rushed for 1,626 yards and 13 touchdowns on 314 carries. Added 16 receptions for 162 yards. His 314 carries and 1,626 rushing yards set new single-season team records, and his 13 touchdowns tied for the third-highest rushing total in a season. Had seven 100-yard rushing games, which tied for the second-most in a single season at Minnesota. Named second-team All-Big Ten by the coaches and media. Also received the team's Bronko Nagurski Award (team most valuable player), the Bruce Smith Award (outstanding offensive player) and was also named the Bob McNamara Offensive Back of the Year.
- As a junior in 2013, played in all 13 games with six starts. Led the Gophers in rushing with 1,202 yards on 237 carries. His rushing yardage ranked 12th in program history and 27th in the nation in 2013. Became the first Gopher to rush for more than 1,000 yards since Amir Pinnix in 2006 (1,272 yards). Tied for the team lead in touchdowns with seven (all rushing). His 1,376 all-purpose yards were the most for a Gopher since 2009 and the most by a running back since 2006. Had six 100-yard rushing games, helping the team to a 5-1 record in those games. Five of his six 100-yard performances were conference games. Ranked third on team in receptions (17) and fourth in receiving yards (174). Received the Bruce Smith Award as the team's

most outstanding offensive player, the Gary Tinsley Award for best embracing an underdog persona, and was also named the team's offensive back of the year.

- As a sophomore in 2012, played in five games and had one rushing attempt for eight yards and one reception for three yards.
- As a freshman in 2011, played in three games and tallied 10 carries for 57 yards.
- Graduated from Minnesota in December 2014 with a degree in sport management.

PERSONAL:

- Attended Ellison (Killeen, Texas) High School, where he was named All-District 12-5A following his senior season. As a three-year starter for the Eagles, he rushed for 2,946 yards and 35 touchdowns in his high school career.
- As a senior, he rushed for nearly 1,400 yards with 17 touchdowns, following a junior campaign in which he rushed for 1,209 yards and 14 touchdowns.
- Also was on the basketball team and participated in the long jump and triple jump for the track team.
- Follow Cobb on Twitter, Instagram and Snapchat: @DCobb27
- List of favorites: (movie) "Remember the Titans"; (TV Show) "Family Matters"; (actor) Denzel Washington; (pregame playlist) Webbie, Lil Boosie, Rich Homie Quan; (video game) "Madden NFL"; (food) chicken Caesar salad, mozzarella sticks, burgers; (guilty pleasure) Oreo milkshake; (athletes as a child) Eddie George, Michael Vick and Terrell Davis; (sports teams as a child) Tennessee Titans, L.A. Lakers.
- Born David Cottrell Cobb on June 3, 1993 in Killeen, Texas.

79 OKOYE, Lawrence Height: 6-6	Offensive Line (1st Year) Weight: 310	None Opening Day Age: 25
--	--	------------------------------------

Professional: Signed by San Francisco 49ers on 8/27/13...Waived on 8/31/13...Signed to Arizona Cardinals practice squad on 9/7/15...Waived on 10/21/15...Signed to New York Jets practice squad on 11/13/15...Waived on 6/1/16...Signed to Dallas Cowboys on 6/8/16...Waived on 9/3/16...Signed to Chicago Bears practice squad on 11/23/16.

Personal: Competed in the 2012 Olympics in the discus event, before drawing interest from NFL teams...Born and raised in Croydon, England.

87 PERILLO, Justin Height: 6-3	Tight End (3rd Year) Weight: 250	Maine Opening Day Age: 25
--	---	-------------------------------------

PRO CAREER: Played in a career-high nine games last season and made the first receptions of his career, finishing with 11 catches for 102 yards (9.3 avg.) and a TD...Registered a career-high five catches for a career-best 58 yards (11.6 avg.), including the first TD grab of his career, vs. Detroit last season in Week 10...Started out the 2015 season on Green Bay's practice squad before being signed to the 53-man roster on Oct. 14, where he remained for the rest of the season...Appeared in two games as a rookie in 2014, seeing limited action on offense and special teams...Was on Green Bay's practice squad for the first nine games in '14 before being signed to the active roster on Nov. 15, where he remained for the rest of the regular season and the playoffs...Was signed by the Packers as an undrafted free agent on May 12, 2014...Signed to Bears practice squad on 11/29/16.

COLLEGE: Played in 44 games with 35 starts and hauled in 128 receptions for 1,318 yards (10.3 avg.) and 15 TDs...Earned his degree in psychology...Senior season (2013): Started all 11 games in which he played, recording 39 catches for 490 yards (12.6 avg.) and four TDs for an average of 44.5 yards per game...Earned third-team All-America honors from The Associated Press and was named first-team All-Colonial Athletic Association...Won College Football Performance Awards' Elite Tight End trophy and earned second-team FCS All-America honors from The Sports Network...Also named a preseason fourth-team All-American by Phil Steele's College Football...Caught three passes for 82 yards (27.3 avg.), including a team-long 48-yard reception, in the Black Bears' win at Massachusetts (Sept. 7)...Went over the 100-catch and 1,000-yard receiving marks for his career at No. 16 Northwestern (Sept. 21), as he hauled in a team-high eight receptions for 81 yards (10.1 avg.) and a TD...Led the offense with seven catches for 94 yards (13.4 avg.) at Villanova (Oct. 26)...Junior season (2012): Earned first-team All-CAA honors after starting all 11 games and compiling 30 catches for 271 yards (9.0 avg.) and a career-high five TDs...Led the Black Bears with seven catches for 68 yards (9.7 avg.) and scored the first two TDs of the game to give Maine a 14-0 lead vs. New Hampshire (Oct. 20)...Sophomore season (2011): Became a full-time starter, playing in all 13 games with 12 starts at TE...Named second-team All-CAA after recording career highs with 51 receptions and 511 yards (10.0 avg.), and adding four TDs...Snagged six balls for 57 yards (9.5 avg.) and scored his first TD of the season in the team's 31-15 win at Albany (Sept. 17)...Posted a career-high nine catches for 101 yards (11.2 avg.), the only 100-yard game of his career, and scored the game-winning TD in overtime at No. 7 James Madison (Oct. 8)...Caught a TD pass in the team's NCAA quarterfinal loss at Georgia Southern (Dec. 10)...Redshirt freshman season (2010): Saw action in nine games and made one start, recording eight catches for 46 yards (5.8 avg.) and two TDs...Also notched three solo tackles on special teams...Scored his first career TD on a 6-yard grab at Syracuse (Sept. 18) and hauled in a 2-yard TD at Delaware (Oct. 9).

PERSONAL: Given name Justin Michael Perillo...Last name is pronounced puh-RILL-oh...Born in Wilmington, Del. ...Single...His brother, Jason, played football at Davidson (N.C.) College, and his former Maine teammates include Jets CB Kendall James and former Packers S

Jerron McMillian...High school: Graduated from The Tatnall School in Wilmington, Del., where he played TE, LB and DE for four seasons...Served as a team captain as a senior and earned first-team all-state honors...Named third-team all-state as a junior and garnered first-team all-conference honors from his sophomore season through his senior year...Earned four letters as a forward on the basketball team and helped guide his team to the state title as a freshman...A 1,000-point scorer and three-time all-conference selection, he was named the Delaware Player of the Year as a senior and earned all-state honors as a junior...Residence: Wilmington, Del.

78 POEHLS, Will Height: 6-8	Tackle (1st Year) Weight: 334	Montana Opening Day Age: 24
---------------------------------------	--	---------------------------------------

PRO CAREER: The Titans signed Will Poehls as a rookie free agent on May 16, 2014 to provide competition at the offensive tackle position. The 6-foot-8-inch, 334-pounder is a physical lineman who is capable of playing both tackle spots. The Montana product spent the entirety of his first two campaigns on the Titans' practice squad.

CAREER TRANSACTIONS: A native of Chandler, Ariz., Poehls was signed by the Titans as an undrafted free agent on May 16, 2014... Waived by the Titans on Aug. 30, 2014 and signed to the team's practice squad a day later... Signed by the Titans to a future contract on Dec. 29, 2014...Waived by the Titans on Sept. 5, 2015 and signed to the team's practice squad a day later... Signed by the Titans to a future contract on Jan. 4, 2016.

COLLEGE: Was a two-year starter who played in 45 career games with 27 starts at Montana... As a senior (2013), started in all 13 games for the 10-3 Grizzlies at right guard and was a second team All-Big Sky Conference selection... As a junior (2012), started in all 11 games at right guard... As a sophomore (2011), played in all 14 games and started in two (at Tennessee and versus Cal Poly)... As a freshman (2010), played as a reserve... Majored in sociology at Montana.

PERSONAL: Married to Caylin and the couple lives in Nashville... Attended Chandler (Ariz.) High School and earned three letters in both football and wrestling and was a team captain in both sports... Was a 5A first-team All-State and All-Region selection as a senior and All-Region as a junior... Had a record of 16-2 as a heavyweight wrestler his junior season... His last name is pronounced "Pales".. Born William Robert Poehls on Nov. 27, 1991 in Chandler, Ariz.

46 POWELL, Ronald Height: 5-10	Linebacker (3rd Year) Weight: 237	Florida Opening Day Age: 25
--	--	---------------------------------------

Career transactions: Drafted in the 5th round (169th overall) by New Orleans Saints in 2014 draft...Signed to the Tampa Bay Buccaneers practice squad on 11/4/15 after being waived by the Saints...Signed to Bears practice squad on 9/21/16.

2014 – Played in 14 games as a rookie...Recorded six special teams tackles...Made his NFL debut in season opener at Atlanta, Sept. 7 and made one tackle...Posted season-high three stops vs. San Francisco, Nov. 9.

COLLEGE – Two-year starter at the University of Florida in 2011 and 2013...Played in 36 career games with 21 starts...Finished his career with 84 tackles (55 solo), 11 sacks, one forced fumble and two passes defended, leading Gators in quarterback takedowns in two of his final three campaigns...Played in 11 games with eight starts as a redshirt junior in 2013...Finished with 26 tackles (19 solo) and team-high four sacks...Had three tackles and a sack vs. the University of Miami (Fla.)...Missed entire 2012 season with a knee injury...Started 12 games as a sophomore in 2011, missing the Auburn contest with a left knee sprain...Recorded career-high 32 tackles (20 solo), a team-high and career-best six sacks and one forced fumble...Collected season-high five solo tackles that included causing a fumble on a sack and adding another stop behind line of scrimmage vs. Florida State...Appeared in all 13 games with one start as freshman...Finished with 26 tackles (16 solo), a sack and two passes defended...In his first career college start, registered a career-high nine tackles (six solo) vs. Appalachian State...Sociology major.

PERSONAL – Attended Rancho Verde (Moreno Valley, Calif.) HS...Regarded as a five-star prospect by Rivals.com during senior season as the nation's top weak-side defensive end...Also received a five-star grade and was ranked the best overall DE in prep ranks by Scout.com...As senior, totaled over 80 tackles and 13 sacks...Named a USA Today, Parade and EA Sports high school All-American...Selected to play in 2010 U.S. Army All-American Bowl and earned Most Valuable Player honors in addition to being a finalist for U.S. Army Player of the Year Award...Born Ronald Fredrick Powell on May 14, 1991.

69 RICHARDSON, Cyril Height: 6-5	Offensive Line (3rd Year) Weight: 343	Baylor Opening Day Age: 25
--	--	--------------------------------------

Professional: Drafted in the 5th round (153rd overall of the 2014 draft by the Buffalo Bills...Appeared in 12 games, including 4 starts in 2014...Waived on 09/02/16...Signed to Chicago Bears practice squad 11/15/16

College: Dominant two-time All-American offensive lineman, three-year starter... League's only two-time Big 12 Offensive Lineman of the Year (2012 and 2013), also three-time All-Big 12 honoree... 2013 Jim Parker Award winner and 2013 Outland Trophy finalist... Played in 2014 Senior Bowl... 2014 NFL Scouting Combine invitee... 2013 unanimous All-American, just seventh such honoree in school history... Fifth multi-season All-American in Baylor history... Member of senior class that played in four straight bowl games for first time in school history and earned program's first Big 12 Championship and BCS Bowl berth in 2013... Started 42 (29 at left guard, 13 at left tackle) of 51 career games played... Earned second-team All-American honors as junior in 2012... Played LG as senior (2013), junior (2012) and redshirt freshman (2010), was starting left tackle as sophomore (2011)... Has benched 400 pounds and recorded 32 reps on 225-pound bench... Squatted 665 pounds... Native of New Orleans, moved to Texas as Hurricane Katrina refugee... Earned undergraduate degree in December 2013 in general studies.

High School: Star offensive tackle at North Crowley High School in Fort Worth, Texas... National position ranking among offensive tackles: No. 62 by Scout.com, No. 63 by ESPN.com and No. 90 by Rivals.com... Ranked the 80th-best recruit in the Metroplex by Dallas Morning News, No. 11 offensive lineman... Played for head coach Mike Papas at North Crowley... Named first-team All-District 3-5A as senior in 2008.

Personal: Son of Albert Joseph and Anita Richardson... Full name is Cyril Joseph Richardson... Born Dec. 27, 1990, in New Orleans... Family moved from New Orleans to Fort Worth, Texas, following Hurricane Katrina... Earned undergraduate degree in December 2013 in general studies.

15 WOODRUM, Josh	Quarterback (1st Year)	Liberty
Height: 6-3	Weight: 231	Opening Day Age: 24

Woodrum is an undrafted rookie who originally entered the NFL with the New York Giants out of Liberty. He also spent time with the Indianapolis Colts. He played four seasons at Liberty finishing as the program's all-time career leader in passing yards (10,266) and total offensive yards (10,690), second in touchdown passes (59) and career completion percentage (63.9) and third in rushing touchdowns by a quarterback (16), appearing in 46 games with 44 starts. As a senior, he earned Second Team All-Big South honors for the third consecutive year after starting all 11 games and completing 242-of-390 passes for 2,772 yards and 12 touchdowns.

2016 CHICAGO BEARS



**2016 REGULAR SEASON
GAME RECAPS**

REGULAR SEASON GAME #1 at HOUSTON

Houston 23, Chicago 14
 Sunday, September 11, 2016 -- NRG Stadium

HOUSTON – The Bears charged out of the gate in Sunday’s season opener at NRG Stadium in Houston, but they faltered down the stretch and limped across the finish line.

The Texans earned a trip to the winner’s circle by outscoring the Bears 13-0 in the second half to turn a 14-10 deficit into a 23-14 victory before a franchise-record crowd of 71,933.

The Bears defense opened with a bang as **Tracy Porter** intercepted Brock Osweiler on the game’s first possession by ripping the ball away from DeAndre Hopkins at the Chicago 22.

The Bears converted the turnover into a 7-0 lead as **Jeremy Langford** powered up the middle for a 1-yard touchdown run with 6:58 left in the first quarter.

But the same offense that marched 75 yards and picked up five first downs on its first drive mustered a total of just 71 yards and four first downs over seven possessions in the second half.

Jay Cutler completed 16 of 29 passes for 216 yards with one touchdown, one interception and a 76.2 passer rating. The Bears quarterback was sacked five times, with three coming after the Texans had taken a 20-14 lead early in the fourth quarter.

Receivers **Alshon Jeffery** (four catches for 105 yards) and **Eddie Royal** (four catches for 57 yards and one TD) both produced key plays, but they did most of their damage in the first half.

The Bears defense played well at times, especially forcing the Texans to settle for three Nick Novak field goals. But the unit allowed Houston to convert 12-of-20 third-down opportunities (60 percent), enabling the Texans to sustain drives and dominate time of possession 36:19-23:41.

Chicago’s offense, on the other hand, was successful on just 4-of-13 third-down chances (31 percent), including 2-of-8 in the second half (25 percent).

The Bears had a chance to pad their 7-0 lead on their second possession, but Cutler was stopped for no gain on a fourth-and-one sneak at the Texans’ 31. Cutler fumbled the snap from rookie center **Cody Whitehair**, picked up the ball and was tackled immediately.

The Texans scored the next 10 points, closing the deficit to 7-3 on Novak’s 28-yard field goal early in the second quarter before taking the lead on Osweiler’s 23-yard TD pass to Hopkins in the left back corner of the end zone with 3:14 left in the half.

Houston had a chance to widen the margin on its next possession when rookie receiver Will Fuller slipped behind the Bears defense on a deep pass pattern. But Fuller dropped a perfect throw from Osweiler that could have resulted in an 83-yard touchdown.

The Bears followed by taking a 14-10 lead on Cutler’s 19-yard TD pass to Royal with :07 left in the half, capping a three-play, 75-yard drive that took just :31.

Jeffery put the Bears in position to score by outleaping safety Andre Hal to haul in a 54-yard pass from Cutler.

Hal redeemed himself on the second play of the second half, however, when he dove to intercept a Cutler pass over the middle and returned it 12 yards to the Chicago 25. It appeared that receiver **Kevin White** stopped running on the play, leading to the turnover.

The Bears forced the Texans to settle for Novak’s 28-yard field goal, closing the gap to 14-13. The kick was deflected by **Sherrick McManis**, but still had enough steam to make it over the crossbar.

Fuller also avenged his earlier miscue, turning a screen pass into an 18-yard TD that gave the Texans a 20-14 lead with 12:44 remaining in the fourth quarter. The rookie receiver earlier had sustained the drive with a 27-yard reception on third-and-four.

After Novak’s 38-yard field goal made it 23-14 with 6:10 to play, the Bears offense continued to struggle, failing to cross the 50 on its final two possessions.

BOX SCORE

Texans 23, Bears 14

NRG Stadium (71,933)
 Sunday, September 11, 2016

CHICAGO	7	7	0	0	14
HOUSTON	0	10	3	10	23

BEARS – J.Lanford 9 yd. run (C.Barth kick) (8-75, 4:31). **TEXANS** – N.Novak 28 yd. FG (14-59, 6:19). **TEXANS** – D.Hopkins 23 yd. pass from B.Osweiler (N.Novak kick) (10-61, 4:49). **BEARS** – E. Royal 19 yd. pass from J.Cutler (C.Barth kick) (3-75, 0:31). **TEXANS** – N.Novak 28 yd. FG (5-15, 1:50). **TEXANS** – W.Fuller 18 yd. pass from B.Osweiler (N.Novak kick) (9-64, 4:52). **TEXANS** – N.Novak 38 yd. FG (7-46, 2:51).

	BEARS	TEXANS
First downs	14	17
Total net yards	258	344
Rushes-yards	20-73	35-129
Att-comp-net	29-16-1	35-22-1
Times thrown-yds lost	5-31	2-16
Int-Total TDs	1-2	1-2
Punts - avg	7-42.3	5-48.6
Penalties-yards	4-30	6-69
Fumbles-lost	2-0	1-0
Time of possession	23:41	36:19

RUSHING

BEARS – J.Langford 17-57, TD; J.Cutler 2-12; K.Carey 1-4. **TEXANS** – L.Miller 28-106; B.Osweiler 4-14; A.Blue 1-4; T.Ervin 1-3; J.Prosch 1-2.

RECEIVING

BEARS – A.Jeffery 4-105; E.Royal 4-57, TD; K.White 3-34; Z.Miller 3-14; J.Langford 2-6. **TEXANS** – W.Fuller 5-107, TD; D.Hopkins 5-54, TD; L.Miller 4-11; S.Anderson 3-25; R.Griffin 2-17; B.Miller 1-6; C.Fiedorowicz 1-6; T.Ervin 1-5.

PASSING

BEARS – J.Cutler 29-16-216, 1 TD, 1 INT. **TEXANS** – B.Osweiler 35-22-231, 2 TDs, 1 INT.

PUNT RETURNS

BEARS – E.Royal 4-40. **TEXANS** – T.Ervin 3-29.

KICKOFF RETURNS

BEARS – D.Thompson 5-103. **TEXANS** – T.Ervin 3-73.

INTERCEPTIONS

BEARS – T.Porter 1-3. **TEXANS** – A.Hal 1-12.

SACKS

BEARS – D.Trevathan 1-7; L.Floyd 0.5-4.5; E.Goldman 0.5-4.5. **TEXANS** – W.Mercilus 2-16; J.Simon 1-8; J.Clowney 1-1; A.Bouye 1-6.

REGULAR SEASON GAME #2 vs. PHILADELPHIA

Philadelphia 29, Chicago 14
Monday, September 19, 2016 -- Soldier Field

The Bears showed some signs of progress early in their home opener Monday night against the Philadelphia Eagles, but all positive vibes dissipated during a disastrous second half.

Trailing just 9-7 at halftime, the Bears committed turnovers on three of their first four drives of the second half and allowed Eagles touchdowns on three straight possessions in a 29-14 loss.

Making matters worse, seven Bears players left Monday night's game with injuries, including four starters: quarterback **Jay Cutler** (right thumb), outside linebacker **Lamarr Houston** (knee), defensive tackle **Eddie Goldman** (ankle) and safety **Adrian Amos** (concussion).

Cutler hurt the thumb on his throwing hand early in the game and aggravated it when he was sacked and lost a fumble on the opening drive of the second half. He exited late in the third quarter after his pass intended for **Alshon Jeffery** was intercepted by Nigel Bradham.

The Eagles took control of the game by scoring two touchdowns in a :21 span late in the third quarter, increasing their lead from 9-7 to 22-7. After the Bears allowed their first TD of the night on Ryan Mathews' 3-yard run, Cutler was picked off by Bradham, who returned it 28 yards to the Chicago 2. Cutler said his sore thumb affected the throw.

The Eagles converted the turnover into Carson Wentz's 2-yard TD pass to Trey Burton. Caleb Sturgis missed the extra point, but Philadelphia still led 22-7. Wentz completed 21 of 34 passes for 190 yards with one TD, no interceptions and an 86.6 passer rating.

In addition to the four starters who exited, the Bears also lost running back **Ka'Deem Carey** (hamstring), nickel back **Bryce Callahan** (concussion) and safety **Chris Prosinski** (calf) to injuries.

The Bears have now been outscored 33-7 in the second half of their first two games, with the only points coming Monday night on **Eddie Royal's** nifty 65-yard punt return touchdown that cut Philadelphia's lead to 29-14 with 5:09 left in the fourth quarter.

Things weren't as dire in the first half Monday night. The Bears held the Eagles out of the end zone and took a 7-3 lead on **Jeremy Langford's** 1-yard TD run early in the second quarter. The score was set up by Jeffery's 49-yard reception from Cutler to the Philadelphia 5.

The Bears actually had a chance to even the score on their previous possession after Royal turned a screen pass into a 31-yard gain. But **Connor Barth** missed a 31-yard field goal attempt late in the first quarter, hitting the left upright.

It was that kind of night for the Bears, who have now started back-to-back seasons 0-2 for the first time since 1997-98 and have dropped 11 of their last 12 home games dating back to 2014.

But with a short week ahead, the Bears will quickly put Monday night's deflating loss behind them and start preparing for Sunday night's game against the Cowboys.

BOX SCORE

Eagles 29, Bears 14

Soldier Field (62,268)
Monday, September 19, 2016

PHILADELPHIA	3	6	13	7	29
CHICAGO	0	7	0	7	14

EAGLES – C.Sturgis 25 yd. FG (13-47, 7:26). **BEARS** – J.Langford 1 yd. run (C.Barth kick) (6-65, 3:44). **EAGLES** – C.Sturgis 29 yd. FG (11-77, 5:11). **EAGLES** – C.Sturgis 53 yd. FG (8-38, 1:35). **EAGLES** – R.Mathews 3 yd. run (C.Sturgis kick) (8-68, 4:31). **EAGLES** – T.Burton 2 yd. pass from C.Wentz (kick failed) (1-2, 0:04). **EAGLES** – R.Mathews 1 yd. run (C.Sturgis kick) (6-46, 3:05). **BEARS** – E.Royal 65 yd. punt return (C.Barth kick) (C.Barth kick).

	EAGLES	BEARS
First downs	21	16
Total net yards	280	284
Rushes-yards	32-100	18-64
Att-comp-net	34-21-180	29-21-220
Times thrown-yds lost	2-10	3-15
Int-Total TDs	0-3	1-2
Punts - avg	5-43.6	4-37.8
Penalties-yards	1-28	0-0
Fumbles-lost	0-0	2-2
Time of possession	36:05	23:55

RUSHING

EAGLES – D.Sproles 12-40; R.Mathews 9-32, 2 TDs; W.Smallwood 2-16; C.Wentz 6-10; K.Barner 2-2; J.Huff 1-0. **BEARS** – J.Langford 11-28, TD; J.Howard 3-22; K.White 1-9; K.Carey 2-3; P.Lasike 1-2.

RECEIVING

EAGLES – J.Mathews 6-71; T.Burton 5-49, TD; N.Agholor 4-42; D.Green-Beckham 2-18; D.Sproles 2-8; R.Mathews 1-3; J.Huff 1-(-1). **BEARS** – A.Jeffery 5-96; E.Royal 4-52; K.White 4-36; Z.Miller 4-33; J.Howard 2-9; J.Langford 1-6; K.Carey 1-3.

PASSING

EAGLES – C.Wentz 34-21-190, 1 TD. **BEARS** – J.Cutler 17-12-157, 1 INT; B.Hoyer 12-9-78.

PUNT RETURNS

EAGLES – None. **BEARS** – E.Royal 1-65, TD.

KICKOFF RETURNS

EAGLES – W.Smallwood 1-30; J.Huff 1-27. **BEARS** – D.Thompson 2-42; B.Callahan 1-17; K.Carey 1-16; J.Bellamy 1-15.

INTERCEPTIONS

EAGLES – N.Bradham 1-28. **BEARS** – None.

SACKS

EAGLES – B.Graham 1-1; M.Jenkins 1-10; D.Vaeao 1-4. **BEARS** – W.Young 1-7; S.Acho 1-3.

REGULAR SEASON GAME #3 at DALLAS

Dallas 31, Chicago 17
Sunday, September 25, 2016 -- AT&T Stadium

ARLINGTON, Texas – The Bears struggled in the second half in their first two games this season. But Monday night in Dallas it was the first 30 minutes that did them in.

In a battle of backup quarterbacks, the Cowboys dominated on both sides of the ball from the outset, scoring three touchdowns and one field goal on their four first-half possessions to take a commanding 24-3 lead in cruising to a 31-17 victory.

In the first half, Dallas held decisive advantages not only on the scoreboard but on the stat sheet in first downs (19-4), total yards (274-114) and time of possession (21:47-8:08).

The Bears briefly made the contest respectable in the second half, finally stopping the Cowboys by generating a takeaway and drawing to within 24-10. But Dallas (2-1) pulled away, snapping an eight-game home losing streak that dated back to last year's season opener.

With the loss, the Bears have now opened back-to-back seasons 0-3 for the first time since Dave Wannstedt's final two years as coach in 1997-98.

Starting in place of the injured Tony Romo, Cowboys rookie quarterback Dak Prescott completed 19 of 24 passes for 248 yards with one touchdown, no interceptions and a 123.6 passer rating. The fourth-round pick also rushed for 36 yards and one TD on four attempts.

Dallas rookie tailback Ezekiel Elliott gashed the Bears run defense for 140 yards on 30 carries.

The Cowboys raced to a 17-0 lead on Prescott's 1-yard touchdown sneak, Dan Bailey's 49-yard field goal and Lance Dunbar's 1-yard TD run before the Bears had even picked up a first down.

Prescott set up the Cowboys' first two touchdowns by completing passes to the Bears' 1-yard line, first an 18-yarder to tight end Jason Witten and later a 29-yarder to receiver Cole Beasley.

The Bears have been now been beaten by rookie quarterbacks in back-to-back games, having lost to Carson Wentz and the Eagles 29-14 last Monday night in Chicago.

Bears backup quarterback **Brian Hoyer** was solid subbing for the injured **Jay Cutler**, completing 30 of 49 passes for 317 yards with two TDs, no interceptions and a 93.7 rating. But 246 of his yards came in the second half when Dallas never led by fewer than 14 points.

The Bears defense stopped the Cowboys for the first time on their first possession of the second half. Terrance Williams caught a 47-yard pass across the middle. But **Jacoby Glenn** stripped the ball and **Adrian Amos** scooped it up, returning it 21 yards to the Chicago 37.

The Bears converted the turnover into their first touchdown as Hoyer capped an 11-play, 63-yard drive with a 2-yard TD pass to **Zach Miller** on fourth-and-goal, cutting the deficit to 24-10 midway through the third quarter.

But the Cowboys answered as Prescott rifled a 17-yard touchdown pass to Dez Bryant, widening the margin to 31-10 early in the fourth quarter.

Hoyer and Miller hooked up again for a 6-yard TD pass with 6:28 remaining, drawing the Bears to within 31-17. But that's as close as they would get.

BOX SCORE

Cowboys 31, Bears 17

AT&T Stadium (90,554)
Sunday, September 25, 2016

CHICAGO	0	3	7	7	17
DALLAS	10	14	0	7	31

COWBOYS – D.Prescott 1 yd. run (D.Bailey kick) (10-75, 5:30).
COWBOYS – D.Bailey 49 yd. FG (9-44, 4:59). **COWBOYS** – L.Dunbar 1yd. run (D.Bailey kick) (9-72, 4:09). **BEARS** – C.Barth 34 yd. FG (7-59, 3:24). **COWBOYS** – A.Morris 3 yd. run (Bailey kick) (12-73, 7:09). **BEARS** – Z.Miller 2 yd. pass from B.Hoyer (C.Barth kick) (11-63, 4:54). **COWBOYS** – D.Bryant 17 yd. pass from D.Prescott (D.Bailey kick) (10-88, 6:35). **BEARS** – Z. Miller 6 yd. pass from B.Hoyer (C.Barth kick) (8-75, 2:34).

	BEARS	COWBOYS
First downs	21	25
Total net yards	390	447
Rushes-yards	15-73	31-199
Att-comp-net	49-30-317	24-19-248
Times thrown-yds lost	0-0	0-0
Int-Total TDs	0-2	0-4
Punts - avg	4-39.8	3-46.7
Penalties-yards	6-45	4-45
Fumbles-lost	4-2	1-1
Time of possession	24:41	35:19

RUSHING

BEARS – J. Howard 9-45; J.Langford 3-31; B. Hoyer 3(-)-3).
COWBOYS – E.Elliott 30-140; D.Prescott 4-36, 1 TD; A.Morris 5-19, 1 TD; L.Whitehead 1-3; L.Dunbar 1-1, 1TD.

RECEIVING

BEARS – Z.Miller 8-78, 2 TD; K.White 6-62; A.Jeffery 5-70; J.Howard 4-47; E.Royal 3-21; C.Meredith 2-24; J.Langford 20-15.
COWBOYS – C.Beasley 7-73; T.Williams 4-88; D.Bryant 3-40, 1 TD; J.Witten 2-25; E.Elliott 2-20; A.Morris 1-2.

PASSING

BEARS – B. Hoyer 49-30-317, 2 TDs.
COWBOYS – D.Prescott 24-19-248, 1 TD.

PUNT RETURNS

BEARS – E.Royal 2-17.
COWBOYS – L.Whitehead 1-3.

KICKOFF RETURNS

BEARS – D.Thompson 1-22.
COWBOYS – L.Whitehead 1-25.

INTERCEPTIONS

BEARS – None.
COWBOYS – None.

SACKS

BEARS – None.
COWBOYS – None.

REGULAR SEASON GAME #4 vs. DETROIT

Chicago 17, Detroit 14
Sunday, October 2, 2016 -- Soldier Field

Fueled by an efficient offense and a motivated defense, the Bears recorded their first win of the season Sunday at Soldier Field with a 17-14 victory over the Detroit Lions.

Brian Hoyer passed for 302 yards and two touchdowns, rookie **Jordan Howard** rushed for 111 yards on 23 carries in his first NFL start and veteran **Eddie Royal** caught seven passes for 111 yards and one TD for an offense that compiled 408 yards and did not commit a turnover.

Rebounding from a poor performance last Sunday night in Dallas, the Bears defense did not allow a touchdown, produced two key interceptions and made a critical goal-line stand. The same run defense that was gashed for 199 yards by the Cowboys held the Lions to just 66 yards.

With Sunday's win, the Bears (1-3) snapped a six-game home losing streak that began last October and a six-game skid to the Lions that dated back to 2012.

The Bears dominated the stat sheet in the first half but led only 7-3 at halftime. They held big advantages in total yards (230-99), first downs (15-5) and time of possession (19:36-10:24).

Royal's leaping 4-yard touchdown reception from Hoyer gave the Bears a 7-0 lead with 6:35 left in the first quarter, capping a 12-play, 83-yard drive. Hoyer scrambled to his right and hit Royal, who snared the high throw with cornerback Nevin Lawson on his back.

After the Lions cut the deficit to 7-3 on Matt Prater's 50-yard field goal with 2:19 left in the first half, the Bears had a chance to answer. But **Connor Barth** missed a 50-yard try wide right.

The Lions reached the Bears' 22 with :16 remaining in the half. But Matthew Stafford's errant pass was intercepted by **Jacoby Glenn** at the 13. The pick resulted from miscommunication between Stafford and receiver Golden Tate, who didn't break off his route.

The Lions opened the second half by marching 68 yards to the Bears' 1. On third-and-goal from the 1, **John Timu** shot up the middle and dropped Zach Zenner for a two-yard loss. Detroit settled for Prater's 21-yard field goal, but the Bears maintained a 7-6 lead.

Timu's play swung the game's momentum to the Bears, and their offense responded by scoring on its next two drives. Hoyer's 6-yard TD pass to a wide open **Zach Miller** made it 14-6 with 3:34 late in the third quarter. The touchdown was set up by Royal's 64-yard catch and run over the middle on third-and-11, the Bears' longest play from scrimmage this season.

In two and a half games this year, Hoyer has completed 69.1 percent of his passes for 697 yards with four touchdowns, no interceptions and a 103.3 passer rating.

After Barth's 25-yard field goal made it 17-6 early in the fourth quarter, rookie **Deiondre Hall** thwarted a Detroit drive by intercepting a Stafford pass at the Chicago 14 with 4:03 to play.

The Lions put a scare into the Bears and their partisan crowd when Andre Roberts returned a punt 85 yards for a touchdown with 1:52 remaining. Stafford and Tate connected on the subsequent two-point conversion pass to draw Detroit to within 17-14.

But **Sam Acho** recovered the ensuing onside kick and the Bears ran out the clock to record their first victory after season-opening losses to the Texans, Eagles and Cowboys.

BOX SCORE

Bears 17, Lions 14

Soldier Field (60,841)
Sunday, October 2, 2016

DETROIT	0	3	3	8	14
CHICAGO	7	0	7	3	17

BEARS – E.Royal 4 yd. pass from B.Hoyer (C.Barth kick) (10-83, 5:02). **LIONS** – M.Prater 50 yd. FG (9-31, 4:11). **LIONS** – M.Prater 21 yd. FG (13-66, 7:42). **BEARS** – Z.Miller 6 yd. pass from B.Hoyer (C.Barth kick) (6-75, 3:44). **BEARS** – C.Barth 25 yd. FG (11-73, 5:51). **LIONS** – A.Roberts 85 yd punt return (M.Stafford-G.Tate pass).

	LIONS	BEARS
First downs	16	23
Total net yards	263	408
Rushes-yards	18-66	29-114
Att-comp-net	36-23-197	36-28-302
Times thrown-yds lost	2-16	2-8
Int-Total TDs	2-1	0-2
Punts - avg	5-49.0	4-49.0
Penalties-yards	10-76	8-55
Fumbles-lost	0-0	0-0
Time of possession	26:46	33:14

RUSHING

LIONS – T.Riddick 11-31; M.Stafford 2-17; Z.Zenner 3-12; D.Washington 2-6.

BEARS – J.Howard 23-111; J.Bell 3-6; B.Hoyer 3-(-3).

RECEIVING

LIONS – A.Boldin 6-31; M.Jones 5-74; E.Ebron 4-42; T.Riddick 4-27; Z.Zenner 1-22; D.Washington 1-8; A.Roberts 1-8; G.Tate 1-1.

BEARS – E.Royal 7-111; K.White 6-55; C.Meredith 4-28; A.Jeffery 3-46; Z.Miller 3-31; J.Howard 3-21; L.Paulsen 2-10.

PASSING

LIONS – M.Stafford 23-36-213, 2 INT.

BEARS – B.Hoyer 28-36-302, 2 TD.

PUNT RETURNS

LIONS – A.Roberts 2-100, TD.

BEARS – E.Royal 3-17.

KICKOFF RETURNS

LIONS – A.Roberts 3-71.

BEARS – D.Thompson 1-29.

INTERCEPTIONS

LIONS – None.

BEARS – J.Glenn 1-21; D.Hall 1-0.

SACKS

LIONS – D.Slay 1-7; K.Hyder 1-1.

BEARS – M.Unrein 1-7; C.Washington 1-9.

REGULAR SEASON GAME #5 at INDIANAPOLIS

Indianapolis 29, Chicago 23
Sunday, October 9, 2016 -- Lucas Oil Stadium

INDIANAPOLIS – Quarterback **Brian Hoyer** helped the Bears rally to erase a fourth-quarter deficit Sunday in Indianapolis, but his Colts counterpart answered with a comeback of his own.

After Hoyer engineered a 96-yard drive capped by a 21-yard touchdown pass to **Jordan Howard** that gave the Bears a 23-19 lead with 7:04 remaining, Andrew Luck hit T.Y. Hilton with a 35-yard scoring strike to put the Colts back on top 26-23 en route to a 29-23 victory.

Indianapolis tacked on its final points on Adam Vinatieri's fifth field goal of the game without a miss, a 46-yarder with 3:43 to play, after recovering a **Cameron Meredith** fumble.

Down by six points, the Bears reached the Colts' 25 with 1:52 remaining. But right tackle **Bobby Massie** drew a holding penalty on third-and-five and Hoyer eventually threw incomplete over the middle on fourth-and-eight, turning the ball over on downs with :57 to play.

Making his third straight start in place of the injured **Jay Cutler**, Hoyer became the second quarterback in Bears history to pass for 300 yards in three straight games-joining Josh McCown-and the first to do it without throwing an interception.

Hoyer completed 33 of 43 passes for a career-high 397 yards with two TDs and a 120.0 passer rating, the identical rating he posted last Sunday in a win over the Lions. The 397 yards were the fifth most in Bears history and the most since Jim Miller's 422 yards on Nov. 14, 1999.

Hoyer, who was not sacked, wasn't the only member of the offense who performed well in place of an injured starter. Replacing running back **Jeremy Langford** and receiver **Kevin White**, respectively, Howard rushed for 118 yards on 16 carries and caught three passes for 45 yards including the go-ahead touchdown, and Meredith had nine receptions for 130 yards and one TD.

As a team, the Bears amassed 522 total yards, their most since Sept. 24, 1989 when they had 542 in a win over the Lions. The 522 yards are the most they've had in a loss since at least 1940.

After allowing three field goals and a touchdown on four Colts possessions in the first half, the Bears defense tightened up, pressuring Luck and producing three-and-outs on three of Indianapolis' first four drives of the second half.

Without injured outside linebackers **Lamarr Houston**, **Pernell McPhee** and **Leonard Floyd**, **Willie Young** picked up the slack by registering three of the Bears' five sacks in the game.

Luck completed 28 of 39 passes for 322 yards with two TDs, no interceptions and a 113.4 rating. Hilton caught 10 passes for 171 yards. On his go-ahead TD on a post pattern late in the game, Hilton beat cornerback **Jacoby Glenn**, who had entered the contest in the second half after **Bryce Callahan** exited with a hamstring injury.

The Bears had trailed 19-13 opening the fourth quarter before **Connor Barth's** 24-yard field goal cut the margin to 19-16 with 13:31 to play.

After Young's third-down sack forced a Colts punt, the Bears took over at their own 4. Hoyer proceeded to complete 6 of 6 passes for 74 yards in marching his team to a go-ahead TD, which came when he dumped off a short pass over the middle to Howard, who raced into the end zone.

Unfortunately, that didn't prevent the Bears from falling to 1-4, their worst five-game start since they also opened 1-4 in 2004 in Lovie Smith's first season as coach.

BOX SCORE

Colts 29, Bears 23

Lucas Oil Stadium (66,622)
Sunday, October 9, 2016

CHICAGO	3	10	0	10	23
INDIANAPOLIS	3	13	3	10	29

BEARS – C.Barth 35 yd. FG (12-51, 6:36). **COLTS** – A.Vinatieri 54 yd. FG (8-45, 3:14). **COLTS** – D.Allen 1 yd. pass from A.Luck (A.Vinatieri kick) (12-80, 5:44). **BEARS** – C. Barth 49 yd. FG (8-44, 4:36). **COLTS** – A.Vinatieri 53 yd. FG (6-27, 2:14). **BEARS** – C.Meredith 14 yd. pass from B.Hoyer (C.Barth kick) (5-75, 2:33). **COLTS** – A.Vinatieri 26 yd. FG (11-67, 3:24). **COLTS** – A.Vinatieri 41 yd. FG (11-45, 5:08). **BEARS** – C.Barth 24 yd. FG (9-78, 4:15).

	BEARS	COLTS
First downs	25	20
Total net yards	522	396
Rushes-yards	19-125	21-98
Att-comp-net.....	43-33-397	3928-298
Times thrown-yds lost.....	0-0	5-24
Int-Total TDs	0-2	0-2
Punts - avg	2-46.0	3-63.3
Penalties-yards.....	10-80	9-68
Fumbles-lost.....	3-1	2-0
Time of possession.....	30:05	29:55

RUSHING

BEARS – J. Howard 16-118; C.Meredith 1-6; K.Carey 1-2; B.Hoyer 1-(-1).
COLTS – F.Gore 14-75; A.Luck 5-13; Q.Bray 1-7; J.Ferguson 1-3.

RECEIVING

BEARS – C.Meredith 9-130, 1 TD; Z.Miller 7-73; E.Royal 7-43; A.Jeffery 5-77; J.Howard 3-45, 1 TD; K.Carey 1-15; J.Bellamy 1-14.
COLTS – T.Hilton 10-171, 1 TD; D.Allen 6-50, 1 TD; C.Rodgers 3-24; Q.Bray 2-29; P.Dorsett 2-26; J.Ferguson 2-10; J.Doyle 2-8; F.Gore 1-4.

PASSING

BEARS – B. Hoyer 43-33-397, 2 TDs.
COLTS – A.Luck 39-28-322 2 TDs.

PUNT RETURNS

BEARS – None.
COLTS – Q.Bray 1-20.

KICKOFF RETURNS

BEARS – D.Thompson 3-73.
COLTS – Q.Bray 2-52; J.Todman 1-21.

INTERCEPTIONS

BEARS – None.
COLTS – None.

SACKS

BEARS – W.Young 3-13; J.Bullard 1-3; A.Hicks 1-8.
COLTS – None.

REGULAR SEASON GAME #6 vs. JACKSONVILLE

Jacksonville 17, Chicago 16
Sunday, October 16, 2016 -- Soldier Field

When the Bears took a 13-0 lead into the fourth quarter of Sunday's game against Jacksonville, it appeared they were well on their way to a second straight home victory.

But the Jaguars rallied to score 10 points in a 2:10 span late in the final period to turn a 16-7 deficit into a shocking 17-16 victory before 55,614 stunned fans at Soldier Field.

Jacksonville cut the deficit to 16-10 on Jason Myers' 30-yard field goal with 4:59 remaining and got the ball back just 1:41 later after the Bears went three-and-out.

Four plays later, Arrelious Benn caught a 51-yard touchdown pass from Blake Bortles to give the Jaguars their first lead of the game with 2:49 left. The Bears blitzed on the play and veteran **Tracy Porter** fell down in coverage, enabling Benn to make a sliding catch, get back to his feet and run untouched into the end zone.

The Bears reached the Jaguars' 44 on their final drive. But **Jordan Howard** was penalized for holding and rookie cornerback Jalen Ramsey broke up **Brian Hoyer's** pass intended for **Alshon Jeffery** over the middle on fourth-and-10 with :57 to play.

With the loss, the Bears fell to 1-5 for the first time since 2004 and have now dropped 16 of their last 20 home games dating back to 2013. The Jaguars (2-3) arrived at Soldier Field Sunday having lost 17 of their last 18 road contests.

Sunday marked the first time the Bears lost after leading by at least 13 points entering the fourth quarter since Sept. 19, 1999 when the Seahawks turned a 13-0 deficit into a 14-13 win at Soldier Field.

Hoyer made history Sunday, becoming the first quarterback in Bears history to pass for at least 300 yards in four straight games. He also extended his streak of passes without an interception this season to 189, most in the NFL and just 16 short of Kyle Orton's team record.

Hoyer completed 30 of 49 passes for 302 yards and a 78.8 passer rating.

But the Bears scored just one touchdown on four trips in the red zone, settling for three field goals after reaching the Jacksonville 18, 6 and 9.

The Bears led 10-0 at halftime, the first time they shut out an opponent in the first half since Oct. 22, 2012 in a 13-7 win over the Lions at Soldier Field.

The Jaguars marched the length of the field on their first possession Sunday before Porter intercepted a Bortles pass that deflected off a tumbling Allen Robinson in the end zone.

The Bears converted the turnover into a 3-0 lead on **Connor Barth's** 36-yard field goal early in the second quarter. Howard later capped an impressive 16-play, 86-yard drive with a 1-yard touchdown run, widening the margin to 10-0 with 4:29 left in the half.

The Bears were 5-of-5 on third down on their only touchdown drive of the day, matching the most successful third-down conversions they've had in an entire game this season. Hoyer was 4-of-4 for 57 yards in converting four third downs on the possession.

The Bears were 7-of-10 on third down in the first half but 0-of-7 in the second half—just one of many reasons they lost for the fifth time in six games this season.

BOX SCORE

Jaguars 17, Bears 16

Soldier Field (61,054)
Sunday, October 16, 2016

JACKSONVILLE	0	0	0	17	17
CHICAGO	0	10	3	3	16

BEARS – C.Barth 36 yd. FG (11-58, 5:30). **BEARS** – J.Howard 1 yd. run (C.Barth kick) (16-86, 7:31). **BEARS** – C.Barth 24 yd. FG (11-74, 5:43). **JAGUARS** – C.Ivory 1 yd. run (J.Myers kick) (5-75, 2:03). **BEARS** – C.Barth 32 yd. FG (6-14, 3:06). **JAGUARS** – J.Myers 30 yd. FG (11-63, 3:29). **JAGUARS** – A.Benn 51 yd. pass from B.Bortles (J.Myer kick) (4-78, 0:29).

	JAGUARS	BEARS
First downs	20	22
Total net yards	317	389
Rushes-yards	20-54	27-92
Att-comp-net	33-20-263	49-30-297
Times thrown-yds lost	2-8	1-5
Int-Total TDs	1-2	0-1
Punts - avg	5-55.0	6-43.5
Penalties-yards	5-50	10-87
Fumbles-lost	2-1	1-0
Time of possession	24:13	35:47

RUSHING

JAGUARS – C.Ivory 11-32, TD; T.Yeldon 6-21; B.Bortles 3-1.
BEARS – K.Carey 9-50; J.Howard 15-34; J.Bellamy 1-7; P.Lasike 1-1; B.Hoyer 1-0.

RECEIVING

JAGUARS – M.Lee 6-61; A.Hurns 5-74; A.Robinson 3-49; J.Thomas 2-28; C.Ivory 2-3; A.Benn 1-51, TD; T.Yeldon 1-5.
BEARS – C.Meredith 11-113; A.Jeffery 7-93; Z.Miller 6-36; E.Royal 4-54; J.Howard 2-6.

PASSING

JAGUARS – B.Bortles 20-33-271, 1 TD, 1 INT.
BEARS – B.Hoyer 30-49-302.

PUNT RETURNS

JAGUARS – M.Lee 1-3.
BEARS – E.Royal 3-14.

KICKOFF RETURNS

JAGUARS – M.Lee 1-26.
BEARS – None.

INTERCEPTIONS

JAGUARS – None.
BEARS – T.Porter 1-25.

SACKS

JAGUARS – Y.Ngakoue 1-5.
BEARS – W.Young 2-8.

REGULAR SEASON GAME #7 at GREEN BAY

Green Bay 26, Chicago 10
Thursday, October 20, 2016 -- Lambeau Field

GREEN BAY, Wis. - The snake-bitten Bears lost another game and more key players to injuries on a forgettable Thursday night at Lambeau Field.

After taking a 10-6 lead early in the second half on their first defensive touchdown in 35 games, the Bears allowed Aaron Rodgers to throw three short TD passes to cap consecutive drives of 85, 88 and 74 yards as the Packers rallied for a 26-10 victory.

Bears quarterback **Brian Hoyer**, who was making his fifth straight start in place of the injured **Jay Cutler**, sustained a broken left arm early in the second quarter when he was hit by Clay Matthews and Julius Peppers while throwing an incomplete pass.

Hoyer exited after completing just 4 of 11 passes for 49 yards and a 50.9 passer rating. The Bears did not cross the 50 on his three possessions, all of which ended with punts.

Replacement **Matt Barkley** struggled in making his season debut, connecting on 6 of 15 passes for 81 yards with two interceptions and an 18.3 rating.

Already playing without quarterback Cutler (thumb), running back **Jeremy Langford** (ankle), receivers **Kevin White** (leg) and **Eddie Royal** (toe), center **Hroniss Grasu** (knee) and left guard **Josh Sitton** (ankle), the Bears also lost right guard **Kyle Long** to an arm injury in the first half.

Depleted by injuries, the Bears offense never advanced beyond the Packers' 21 all game.

The Bears trailed 6-3 at halftime, but it could have been a lot worse if not for three key plays by defensive back **Cre'Von LeBlanc**.

LeBlanc knocked a sure touchdown pass out of the hands of Randall Cobb in the end zone, stopped Ty Montgomery for no gain on fourth-and-goal from the 1 and shoved Cobb out of the back of the end zone as he caught a pass, preventing him from getting both feet in bounds.

Mason Crosby's 32-yard field goal gave the Packers a 3-0 lead midway through the first quarter before Connor Barth countered with a 39-yarder, tying the score with 1:56 left in the second quarter. Crosby followed with a 40-yarder to make it 6-3 with :17 remaining in the half.

Rookie **Leonard Floyd** then gave the Bears a huge boost early in the third quarter, sacking Rodgers and forcing a fumble that Floyd recovered in the end zone for a touchdown. The Bears' first defensive TD since Sept. 22, 2014 gave them a short-lived 10-6 lead.

The boos that rained down on the Packers at that point may have served as a wakeup call. Rodgers followed by leading three long scoring drives capped by touchdown passes of 5 and 4 yards to Davante Adams and 2 yards to Cobb.

Rodgers avenged last year's Thanksgiving night loss to the Bears in Green Bay by completing 39 of 56 passes for 326 yards, three TDs and a 102.2 passer rating.

Three receivers caught at least 10 passes from Rodgers—Adams (13 for 132 yards), Cobb (11-95) and Montgomery (10-66), who rushed for a game-high 60 yards on nine carries for a Packers offense that played without injured running backs Eddie Lacy and James Starks.

With the Bears forced to play inexperienced cornerbacks **Jacoby Glenn** and **De'Vante Bausby** because of injuries, Rodgers repeatedly targeted the young players. Bausby struggled, drawing three penalties for pass interference, illegal contact and holding.

With the loss, the Bears fell to 1-6, their worst seven-game start since they were also 1-6 in 2000. They return to action a week from Monday night when they host the NFL's lone remaining undefeated team, the 5-0 Vikings, at Soldier Field.

BOX SCORE

Packers 26, Bears 10

Lambeau Field (78,217)
Thursday, October 20, 2016

CHICAGO	0	3	7	0	10
GREEN BAY	3	3	7	13	26

PACKERS – M.Crosby 32 yd. FG (13-53, 5:19). **BEARS** – C.Barth 39 yd. FG (9-54, 4:38). **PACKERS** – M.Crosby 40 yd. FG (10-53, 1:39). **BEARS** – L.Floyd FR in endzone (C.barth kick) **PACKERS** – D.Adams 5 yd pass from A.Rodgers (M.Crosby kick) (13-85, 5:19). **PACKERS** – D.Adams 4 yd pass from A.Rodgers (M.Crosby kick) (8-88, 4:40). **PACKERS** – R.Cobb 2 yd pass from A. Rodgers (kick failed) (13-74, 8:33).

	BEARS	PACKERS
First downs	13	32
Total net yards	189	406
Rushes-yards	18-69	23-103
Att-comp-net.....	26-10-120	56-39-303
Times thrown-yds lost.....	1-10	2-23
Int-Total TDs	2-1	0-3
Punts - avg	5-45.0	1-46.0
Penalties-yards.....	10-108	9-56
Fumbles-lost.....	0-0	2-1
Time of possession.....	20:24	39:36

RUSHING

BEARS –K.Carey 10-48; J.Howard 7-22; M.Barkley 1-(-1). **PACKERS** – T.Montgomery 9-60; R.Cobb 5-21; A.Ripkowski 3-8; A.Rodgers 2-7; D.Jackson 2-6; K.Davis 2-1.

RECEIVING

BEARS – A.Jeffery 3-33; Z.Miller 2-40; J.Bellamy 2-32; C.Meredith 1-12; K.Carey 1-9; D.Thompson 1-4. **PACKERS** – D.Adams 13-132, 2 TDs; R.Cobb 11-95, 1 TD; T.Montgomery 10-66; J.Janis 2-9; J.Nelson 1-9; Aripkowski 1-8; R.Rodgers 1-7.

PASSING

BEARS – M.Barkley 15-6-81, 2 INTs; B.Hoyer 11-4-49. **PACKERS** – A.Rodgers 56-39-326, 3 TDs.

PUNT RETURNS

BEARS – None. **PACKERS** – T.Davis 1-6.

KICKOFF RETURNS

BEARS – D.Thompson 2-28. **PACKERS** – K.Davis 1-18; J.Janis 1-17.

INTERCEPTIONS

BEARS – None. **PACKERS** – B.Martinez 1-4; N.Perry 1-0.

SACKS

BEARS – L.Floyd 2-23. **PACKERS** – N.Perry 1-10.

REGULAR SEASON GAME #8 vs. MINNESOTA

Chicago 20, Minnesota 10
Monday, October 31, 2016 -- Soldier Field

The Bears faced a difficult challenge Monday night at Soldier Field, limping into their Halloween contest against the NFC North-leading Vikings with a three-game losing streak.

But coach **John Fox's** team responded with its most impressive performance of the 2016 season, riding a productive offense and inspired defense to a stunning 20-10 victory.

The defense generated consistent pressure on quarterback Sam Bradford, recording five sacks and allowing the Vikings to convert just 2-of-13 third-down opportunities. The Bears held Minnesota to four straight three-and-outs at one point in the first half in building a 13-0 lead.

Offensively, **Jay Cutler** returned after missing the last five games with a sprained right thumb and completed 20 of 31 passes for 252 yards with one touchdown and a 100.5 passer rating. His 11-yard TD pass to **Alshon Jeffery** early in the second half gave the Bears a 20-3 lead.

Rookie **Jordan Howard** rushed for a career-high 153 yards and one TD on 26 carries and caught four passes for 49 yards. He helped the Bears take a 13-0 lead by setting up two **Connor Barth** field goals with a 69-yard run and 34-yard reception and scoring a TD on a 2-yard run.

The Bears compiled 403 total yards without committing a turnover against a Vikings defense that entered Week 8 ranked No. 1 in the NFL in yards (279.5 per game) and take-aways (16).

And they did it without starting guards **Kyle Long** (triceps) and **Josh Sitton** (ankle), both of whom sat out Monday night's game with injuries. With **Ted Larsen** at left guard and **Eric Kush** at right guard, the Bears offensive line opened running lanes and allowed just one sack.

Akiem Hicks led the charge on defense, recording two sacks. He made a huge play late in the first half when the Vikings were threatening to cut into a 13-0 deficit. On third-and-goal from the 2, Hicks sacked Bradford and Minnesota had to settle for a short field goal that made it 13-3.

The Bears did not allow a touchdown in the first half for the third straight game. But unlike the previous two weeks when second-half meltdowns led to losses to the Jaguars and Packers, they finished strong on both sides of the ball.

The defense forced punts on Minnesota's first two possessions of the second half before allowing the Vikings to close the gap to 20-10 on Bradford's 25-yard touchdown pass to Stefon Diggs on fourth-and-six with 5:41 remaining in the fourth quarter.

The offense then played keep away, producing four first downs and not giving the ball back to the Vikings until there was just :04 left. Howard rushed for 22 yards on the first three plays of the Bears' final possession and Cutler hit Zach Miller with a 13-yard pass on second-and-11.

With the victory, the Bears improved to 2-6 heading into their bye week. They'll return to action Nov. 13 against the Buccaneers (3-4) in Tampa before visiting the Giants (4-3) Nov. 20 and hosting the Titans (4-4) Nov. 27 and 49ers (1-6) Dec. 4 at Soldier Field.

BOX SCORE

Bears 20, Vikings 10

Soldier Field (60,422)
Monday, October 31, 2016

MINNESOTA	0	3	0	7	10
CHICAGO	3	10	7	0	20

BEARS – C.Barth 30 yd. FG (7-81, 3:40). **BEARS** – C.Barth 28 yd. FG (8-64, 3:33). **BEARS** – J. Howard 2 yd. run (C.Barth kick) (6-43, 3:36). **VIKINGS** – B.Walsh 30 yd. FG (15-59, 7:24). **BEARS** – A.Jeffery 11 yd. pass from J.Cutler (C.Barth kick) (11-75, 5:08). **VIKINGS** – S.Diggs 25 yd. pass from S.Bradford (B.Walsh kick) (10-83, 3:10).

	VIKINGS	BEARS
First downs	15	19
Total net yards	258	403
Rushes-yards	18-57	29-158
Att-comp-net	37-23-201	31-20-245
Times thrown-yds lost	5-27	1-7
Int-Total TDs	0-1	0-2
Punts - avg	7-44.1	5-44.4
Penalties-yards	1-10	2-20
Fumbles-lost	2-0	0-0
Time of possession	27:19	32:41

RUSHING

VIKINGS – M.Asiaata 14-42; R.Hillman 4-15.
BEARS – J.Howard 26-153, 1 TD; K.Carey 2-3; J.Cutler 1-2.

RECEIVING

VIKINGS – S.Diggs 8-76, 1 TD; K.Rudolph 5-31; A.Thielen 3-40; C.Patterson 3-36; M.Asiaata 2-36; R. Hillman 2-9.
BEARS – Zmiller 7-88; A.Jeffery 4-63, 1 TD; J.Howard 4-49; C.Meredith 1-24; J.Langford 1-11; B.Braunecker 1-8; L.Paulsen 1-5; J.Bellamy 1-4.

PASSING

VIKINGS – S.Bradford 37-23-228, 1 TD.
BEARS – J.Cutler 31-20-252, 1 TD.

PUNT RETURNS

VIKINGS – S.Diggs 2-11.
BEARS – C.LeBlanc 3-26.

KICKOFF RETURNS

VIKINGS – C.Patterson 2-36.
BEARS – D.Thompson 1-7.

INTERCEPTIONS

VIKINGS – None.
BEARS – None.

SACKS

VIKINGS – E.Griffen 1-7.
BEARS – A.Hicks 2-16; L.Floyd 1-5; P.McPhee 1-3; C.Washington 1-3.

REGULAR SEASON GAME #9 at TAMPA BAY

Tampa Bay 36, Chicago 10
 Sunday, November 13, 2016 -- Raymond James Stadium

TAMPA - Every time the Bears take a step forward, it seems like they take two steps back.

That was the case again Sunday in Tampa, where the Bears not only failed to build off an impressive win over the Vikings but followed their best game of the season with one of their worst.

Facing a much less formidable opponent than Minnesota, the Bears committed five turnovers—four in the first half—and suffered another serious injury in an embarrassing 36-10 loss to the Buccaneers.

Jay Cutler was responsible for four of the turnovers, throwing two interceptions and losing two fumbles. One of his picks was returned by former Bears safety Chris Conte 20 yards for a touch-down and one of Cutler's lost fumbles rolled out of the end zone for a safety.

With the loss, the Bears fell to 2-7 overall and 0-5 on the road. The Buccaneers (4-5) entered the game having lost six straight and 18 of their last 21 home games dating back to 2013.

Adding injury to insult, the Bears lost Pro Bowl guard **Kyle Long** to an ankle injury in the second quarter. Long, who missed the previous game with a triceps injury, was carted off the field.

The Buccaneers defense entered Week 10 with just four interceptions this season before picking off two Cutler passes on back-to-back plays in the first quarter.

The first came when cornerback Brent Grimes jumped a slant pattern intended for **Alshon Jeffery** at the Tampa Bay 28. The second was costlier as Conte intercepted a pass Cutler floated to tight end Logan Paulsen and returned it for a score.

The Bears responded as Jordan Howard gained 13 yards on back-to-back runs to set up **Connor Barth's** season-long 54-yard field goal, closing the gap to 7-3 with 2:42 left in the first quarter.

Safety **Harold Jones-Quartey** then intercepted a Jameis Winston pass that deflected off receiver Cecil Shorts III at the Tampa Bay 24, giving the Bears a golden opportunity to take the lead.

But on third-and-goal from the 4, Cutler fumbled when he was sacked from behind by Noah Spence and Kwon Alexander recovered the loose ball and returned it four yards to the Bucs' 14.

One play earlier, Long suffered an ankle injury that caused him to be removed from the field on a cart. Players from both teams came over to the Pro Bowl guard to console him.

The Bears then committed their fourth turnover on five possessions when Howard was stripped by defensive lineman William Gholston after a 10-yard run and safety Bradley McDougald returned the fumble six yards to the Chicago 29.

The Buccaneers converted the turnover into Winston's 10-yard touchdown pass to tight end Cameron Brate, who beat **Adrian Amos** to increase the margin to 14-3 with 3:33 left in the half.

After Roberto Aguayo's 30-yard field goal made it 17-3 with :31 remaining before intermission, the Bears stunned the crowd as **Cameron Meredith** hauled in a deflected Hail Mary pass from Cutler for a 50-yard touchdown as time expired in the first half.

Meredith's TD drew the Bears to within 17-10 and gave them some much-needed momentum after a disastrous first half. But the Buccaneers wasted little time re-establishing a commanding lead.

Two plays on the opening possession of the second half summarized the Bears season. First, three pass rushers chased Winston back into his own end zone but couldn't get him down. He heaved a pass downfield to Mike Evans, who leaped over **Tracy Porter** for a 39-yard reception. Remarkably, Winston kept the play alive for 12 seconds before he threw the ball.

On the next play, receiver Freddie Martino caught a 43-yard touchdown pass from Winston, beating cornerback **Cre'Von LeBlanc** to make it 24-10.

The Buccaneers widened the margin to 29-10 on Aguayo's 27-yard field goal and a safety that resulted when Robert Ayers sacked Cutler, causing a fumble that rolled out of the end zone. Doug Martin's 1-yard TD run later made it 36-10 with 5:55 left in the game.

BOX SCORE

Buccaneers 36, Bears 10

Raymond James Stadium (62,898)
 Sunday, November 13, 2016

CHICAGO	3	7	0	0	10
TAMPA BAY	7	10	12	7	36

BUCCANEERS – C.Conte 20 yd. INT return (R.Aguayo kick)
BEARS – C.Barth 54 yd. FG (6-28, 2:52). **BUCCANEERS** – C.Brata 10 yd. pass from J.Winston (R.Aguayo kick) (4-29, 2:04). **BUCCANEERS** – R.Aguayo 30 yd. FG (8-41, 1:14). **BEARS** – C.Meredith 50 yd. pass from J.Cutler (C.Barth kick) (4-83, 0:31). **BUCCANEERS** – F.Martino 43 yd. pass from J.Winston (R.Aguayo kick) (4-77, 1:55). **BUCCANEERS** – R.Aguayo 27 yd. FG (11-52, 5:58). **BUCCANEERS** – J.Cutler fumble forced by R.Ayers out of bounds in the endzone for a safety **BUCCANEERS** – D.Martin 1 yd. run (R.Aguayo kick) (17-62, 9:56).

	BEARS	BUCCANEERS
First downs	15	22
Total net yards	283	360
Rushes-yards	20-122	31-80
Att-comp-net	30-16-161	33-23-280
Times thrown-yds lost	4-21	4-32
Int-Total TDs	2-1	1-4
Punts - avg	5-43.6	5-42.8
Penalties-yards	9-74	9-85
Fumbles-lost	3-2	0-0
Time of possession	22:51	37:09

RUSHING

BEARS – J.Howard 15-100; J.Langford 2-16; J.Cutler 1-7; K.Carey 2-(-1).

BUCCANEERS – P.Barber 12-38; D.Martin 16-33, 1 TD; M.James 2-7; A.Humphries 1-2.

RECEIVING

BEARS – A.Jeffery 4-47; Z.Miller 4-32; J.Langford 4-10; C.Meredith 1-50, 1 TD; E.Royal 1-24; K.Carey 1-16; P.Laskie 1-3.

BUCCANEERS – C.Brata 7-84, 1 TD; A.Humphries 5-46; M.Evans 4-66; C.Short 2-38; F.Martino 1-43, 1 TD; D.Martin 1-13; L.Stocker 1-11; B.Myers 1-6; M.James 1-5.

PASSING

BEARS – J.Cutler 30-16-182, 1 TD.

BUCCANEERS – J.Winston 33-23-312, 2 TDs.

PUNT RETURNS

BEARS – E.Royal 2-(-3).

BUCCANEERS – A.Humphries 1-5.

KICKOFF RETURNS

BEARS – D.Thompson 3-54.

BUCCANEERS – R.Smith 1-22; A.Humphries 1-9.

INTERCEPTIONS

BEARS – H.Jones-Quartey 1-0.

BUCCANEERS – C.Conte 1-20, 1 TD; B.Grimes 1-1.

SACKS

BEARS – L.Floyd 1.5-9; E.Goldman 1-6; P.McPhee 1-15; W.Young 0.5-2.

BUCCANEERS – A.Ayers 1.5-6.5; N.Spence 1-6; C.McDonald 1-5; G.McCoy 0.5-3.5.

REGULAR SEASON GAME #10 at NEW YORK GIANTS

New York Giants 22, Chicago 16
Sunday, November 20, 2016 -- MetLife Stadium

EAST RUTHERFORD, N.J. – What started off with great promise turned into another disastrous day for the Bears Sunday at windy MetLife Stadium.

After generating two touchdowns and a field goal on their first three possessions to take a 16-6 lead, the Bears were outscored 16-0 over the game's final 33:33 in a frustrating 22-16 loss to the Giants.

Already decimated by injuries heading into the game, the snake-bitten Bears lost tight end **Zach Miller** with a broken right foot as well as outside linebacker **Leonard Floyd** (neck), left guard **Josh Sitton** (ankle), cornerback **Cre'Von LeBlanc** (concussion) and linebacker **Christian Jones** (back).

The scariest injury was to Floyd, who was carted off the field on a backboard and taken to a local hospital after crashing helmet-first into the side of teammate **Akiem Hicks** while trying to make a tackle on a running play.

Fortunately, Floyd was later released from the hospital in time to fly home with the Bears, which was clearly the best news of the day.

The Bears started Sunday's game with a bang, scoring points on three straight possessions for the first time since last year's season finale against the Lions.

The offense opened with a nine-play, 76-yard drive capped by **Jay Cutler's** 19-yard touchdown pass to Miller. Cutler was 3-of-3 for 45 yards on the possession. **Connor Barth** pushed the extra point attempt wide right, but the Bears led 6-0.

The Giants answered as Rashad Jennings scored on a two-yard run up the middle one play after Sterling Shepard turned a short pass from Eli Manning into a 15-yard gain on fourth-and-two. Robbie Gould's extra point attempt hit the left upright, keeping the score tied 6-6.

Cutler and Miller connected again for a 34-yard completion down the seam on third-and-nine, setting up Barth's 40-yard field goal that gave the Bears a 9-6 lead late in the first quarter. Miller suffered a foot injury late in the first half and exited after catching three passes for 61 yards.

Jeremy Langford capped an eight-play, 79-yard drive with a 1-yard touchdown run, giving the Bears a 16-6 lead. The TD was set up by Jordan Howard's 27-yard run to the Giants' 7.

But New York scored the final 16 points to win its fifth straight and improve to 7-3. After Gould's 46-yard field goal late in the first half closed the gap to 16-9, Manning threw TD passes of 9 yards to Will Tye and 15 yards to Shepard on the Giants' first two possessions of the second half.

Tye beat **Adrian Amos** to tie the game 16-16 before a mix-up between **Demonte Hurst** and **Deon Bush** left Shepard wide open. Gould followed by missing his second extra point try of the game.

After allowing the two touchdowns, the Bears defense buckled down, forcing the Giants to punt on five straight possessions while limiting them to only two first downs. **Pat O'Donnell** did his part, booming punts of 54 and 67 yards that pinned the Giants deep in their own territory.

Unfortunately, the Bears offense couldn't take advantage of numerous chances, going three-and-out on five of six possessions to start the second half. The unit's final opportunity came after taking possession at the Chicago 30 with 3:00 left in the game.

Cutler hit **Marquess Wilson** down the sideline on the first play for a 35-yard gain to the Giants' 43 and later connected with **Joshua Bellamy** for 23 yards on second-and-20 to the 30.

But that's as far as the Bears would get. Cutler was sacked for a 14-yard loss, **Cameron Meredith** was flagged for an illegal shift and Cutler's underthrown pass intended for Wilson on second-and-29 was intercepted by Landon Collins at the 21 with 1:11 remaining.

With the loss, the Bears fell to 2-8 for the first time since 2002 and 0-6 on the road for the first time since 2003. They are scheduled to play four of their next five games at Soldier Field, beginning next Sunday when they host the Titans.

BOX SCORE

Giants 22, Bears 16

MetLife Stadium (78,898)
Sunday, November 20, 2016

CHICAGO	9	7	0	0	16
NEW YORK GIANTS	6	3	13	0	22

BEARS – Z.Miller 19 yd. pass from J.Cutler (kick failed, wr) (9-76, 5:14). **GIANTS** – R.Jennings 2 yd. run (kick failed, hlu) (11-78, 5:42). **BEARS** – C.Barth 40 yd. FG (7-39, 3:40). **BEARS** – J.Langford 1 yd. run (C.Barth kick) (8-79, 4:35). **GIANTS** – R.Gould 46 yd. FG (14-57, 5:02). **GIANTS** – W.Tye 9 yd. pass from E.Manning (R.Gould kick) (9-56, 3:56). **GIANTS** – S.Shepard 15 yd. pass from E.Manning (kick failed, wl) (7-79, 3:15).

	BEARS	GIANTS
First downs	17	19
Total net yards	315	329
Rushes-yards	25-93	29-102
Att-comp-net	30-17-222	36-21-227
Times thrown-yds lost	4-30	0-0
Int-Total TDs	1-2	0-3
Punts - avg	6-48.2	6-44.5
Penalties-yards	5-40	4-35
Fumbles-lost	2-0	2-0
Time of possession	30:29	29:31

RUSHING

BEARS – J.Howard 17-77; J.Langford 6-8, 1 TD; P.Lasike (1-5); J.Cutler 1-3.
GIANTS – R.Jennings 21-85, 1 TD; P.Perkins 4-16; E.Manning 4-1.

RECEIVING

BEARS – C.Meredith 4-49; Z.Miller 3-61, 1 TD; J.Langford 3-30; J.Bellamy 2-32; E.Royal 2-13; M.Wilson 1-35; J.Howard 1-22; D.Thompson 1-10.
GIANTS – S.Shepard 5-50, 1 TD; O.Beckham 5-46; R.Jennings 5-44; P.Perkins 2-19; W.Tye 2-12, 1 TD; V.Cruz 1-48; R.Lewis 1-8.

PASSING

BEARS – J.Cutler 30-17-252, 1 TD, 1 INT.
GIANTS – E.Manning 36-21-227, 2 TDs.

PUNT RETURNS

BEARS – E.Royal 3-12.
GIANTS – D.Harris 3-14.

KICKOFF RETURNS

BEARS – D.Thompson 4-116.
GIANTS – D.Harris 3-85.

INTERCEPTIONS

BEARS – None.
GIANTS – L.Collins 1-3.

SACKS

BEARS – None.
GIANTS – J.Pierre-Paul 2.5-19; O.Vernon 1-8; J.Hankins 0.5-3.

REGULAR SEASON GAME #11 vs. TENNESSEE

Tennessee 27, Chicago 21
 Sunday, November 27, 2016 -- Soldier Field

The Bears were on the cusp of completing the greatest fourth-quarter comeback in their 96-year history Sunday against the Titans. But they dropped the ball, literally and figuratively.

Making his first NFL start, **Matt Barkley** rebounded from two red-zone interceptions to throw his second and third touchdown passes of the game in the final 8:23 as the Bears trimmed Tennessee's lead from 27-7 to 27-21 with 3:06 to play.

After the defense forced a punt, Barkley completed passes of 14, 21 and 23 yards to **Marquess Wilson**, enabling the Bears to reach the Titans' 7 with :47 remaining.

On first-and-goal, a wide open **Joshua Bellamy** dropped a sure touchdown pass from Barkley in the end zone. After two incompletions, a sliding **Deonte Thompson** dropped a well-thrown Barkley pass in the back of the end zone on fourth-and-goal with :29 to play, enabling the Titans to escape with a 27-21 victory at Soldier Field.

Though the pass to Bellamy was much easier to catch than the one to Thompson—who had a defender draped on his back—both receivers later conceded that they should have made the plays. Bears receivers combined to drop 8-10 passes in the game, with Wilson, receiver **Cameron Meredith** and running back **Jordan Howard** also contributing to that total.

Subbing for the injured **Jay Cutler**, Barkley completed 28 of 54 passes for 316 yards with three TDs, two interceptions and a 72.8 passer rating. Without all the drops, Barkley's stats obviously would have been much better—and the Bears probably would have erased a 20-point deficit in the fourth quarter to win a game for the first time ever.

Barkley was sharp early, throwing a 7-yard touchdown pass to tight end **Daniel Brown** to give the Bears a 7-0 lead on their second possession of the game. It was Barkley's first NFL TD pass and Brown's first NFL TD reception. The Bears were 3-of-3 on third down on the drive with Barkley completing 3-of-3 passes for 48 yards, including the TD.

The Titans (6-6) then stormed back, scoring on five of six possessions to take a commanding 27-7 lead early in the fourth quarter. Derrick Henry had an 11-yard TD run late in the first quarter, and Marcus Mariota threw second-quarter touchdown passes of 4 yards to Delanie Walker and 29 yards to Rishard Matthews to give Tennessee a 21-7 halftime lead.

The Bears opened the second half by recovering a surprise onside kick. **Connor Barth's** kick caromed off Titans linebacker Nate Palmer and was covered by **Adrian Amos** at the Chicago 43.

The Bears reached the Tennessee 5. But on third-and-goal, Barkley's ill-advised pass intended for Meredith was intercepted by safety Da'Norris Searcy in the end zone. Barkley had also been picked off by linebacker Wesley Woodyard inside the Titans' 20 in the first half.

Ryan Succop's field goals of 19 and 31 yards widened the margin to 27-7 before Barkley heated up. The Bears quarterback capped drives of 75 and 69 yards with TD passes of 8 yards to Wilson and 6 yards to Thompson, respectively, to draw the Bears to within 27-21.

But they failed to make one more play they needed in the final seconds to avoid falling to 2-9, their worst 11-game start since they were 1-10 in 1997.

BOX SCORE

Titans 27, Bears 21

Soldier Field (59,494)
 Sunday, November 27, 2016

TENNESSEE	7	14	3	3	27
CHICAGO	7	0	0	14	21

BEARS – D.Brown 7 yd. pass from M.Barkley (C.Barth kick) (13-84, 5:47). **TITANS** – D.Henry 11 yd. run (R.Succop kick) (7-75, 4:23). **TITANS** – D.Walker 4 yd. pass from M.Mariota (R.Succop kick) (8-64, 5:00). **TITANS** – R.Matthews 29 yd. pass from M.Mariota (R.Succop kick) (5-65, 1:00). **TITANS** – R.Succop 19 yd. Field Goal (11-79, 6:29). **TITANS** – R.Succop 31 yd. Field Goal (7-35, 3:13). **BEARS** – M.Wilson 8 yd. pass from M.Barkley (C.Barth kick) (14-75, 5:22). **BEARS** – D.Thompson 6 yd. pass from M.Barkley (C.Barth kick) (13-69, 3:29).

	TITANS	BEARS
First downs	18	25
Total net yards	375	411
Rushes-yards	29-149	22-95
Att-comp-net	23-15-226	54-28-316
Times thrown-yds lost	0-0	0-0
Int-Total TDs	0-3	2-3
Punts - avg	4-44.3	4-45.5
Penalties-yards	6-118	7-48
Fumbles-lost	1-0	2-0
Time of possession	29:25	30:35

RUSHING

TITANS – D.Henry 8-60, 1 TD; M.Mariota 4-46; D.Murray 17-43.
BEARS – J.Howard 18-84; K.Carey 1-6; J.Langford 1-5; M.Barkley 2-0.

RECEIVING

TITANS – D.Murray 5-41; R.Matthews 3-64, 1 TD; D.Walker 3-50, 1 TD; H.Douglas 2-60; T.Sharpe 2-11.
BEARS – M.Wilson 8-125, 1 TD; D.Thompson 5-44, 1 TD; J.Bellamy 4-41; J.Howard 3-43; D.Brown 3-24, 1 TD; C.Meredith 2-19; B.Braunacker 1-14; K.Carey 1-12; E.Royal 1-(-6).

PASSING

TITANS – M.Mariota 23-15-226, 2 TDs.
BEARS – M.Barkley 54-28-316, 3 TDs, 2 INTs.

PUNT RETURNS

VIKINGS – M.Mariani 1-8.
BEARS – E.Royal 1-4.

KICKOFF RETURNS

TITANS – K.Wright 2-28
BEARS – K.Carey 1-22; D.Thompson 1-17.

INTERCEPTIONS

TITANS – W.Woodyard 1-21; D.Searcy 1-0.
BEARS – None.

SACKS

TITANS – None.
BEARS – None.

National Football League Game Summary

NFL Copyright © 2016 by The National Football League. All rights reserved. This summary and play-by-play is for the express purpose of assisting media in their coverage of the game; any other use of this material is prohibited without the written permission of the National Football League. Updated: 11/28/2016

Date: Sunday, 11/27/2016

Tennessee Titans at Chicago Bears

Start Time: 12:00 PM CST

at Soldier Field, Chicago, IL

Game Day Weather

Game Weather: Cloudy
Played Outdoor on Turf: Natural Grass

Temp: 40° F (4.4° C) Humidity: 88%, Wind: S 11 mph
Wind Chill: 33

Officials

Referee: Hochuli, Ed (85) Umpire: Martin, Clay (19) Head Linesman: Bradley, Greg (98)
Line Judge: Baynes, Rusty (59) Side Judge: Kemp, Alex (55) Field Judge: Shaw, Dale (104)
Back Judge: Helverson, Scott (93) Replay Official: Sifferman, Tom ()

Lineups

Tennessee Titans			Chicago Bears		
Offense		Defense	Offense		Defense
WR 18	R. Matthews	DE 90	D. Jones	WR 10	M. Wilson
LT 77	T. Lewan	LB 55	S. Spence	RT 70	B. Massie
LG 67	Q. Spain	DT 99	J. Casey	RG 62	T. Larsen
C 60	B. Jones	OLB 91	D. Morgan	C 65	C. Whitehair
RG 64	J. Kline	DB 23	B. McCain	LG 64	E. Kush
RT 78	J. Conklin	ILB 54	A. Williamson	LT 72	C. Leno
TE 80	A. Fasano	OLB 98	B. Orakpo	TE 82	L. Paulsen
WR 19	T. Sharpe	CB 20	P. Cox	QB 12	M. Barkley
QB 8	M. Mariota	SS 21	D. Searcy	RB 24	J. Howard
RB 29	D. Murray	FS 31	K. Byard	WR 81	C. Meredith
TE 71	D. Kelly	CB 30	J. McCourty	WR 14	D. Thompson
				DE 96	A. Hicks
				NT 91	E. Goldman
				DE 90	C. Washington
				OLB 49	S. Acho
				ILB 44	N. Kwiatkoski
				ILB 59	D. Trevathan
				OLB 97	W. Young
				CB 21	T. Porter
				S 38	A. Amos
				S 26	D. Bush
				CB 22	C. LeBlanc

Substitutions

K 4 R. Succop, P 6 B. Kern, WR 13 K. Wright, RB 22 D. Henry, S 25 R. Johnson, RB 26 A. Andrews, DB 35 C. Riley, CB 36 L. Sims, FB 45 J. Fowler, CB 47 A. Blake, LS 48 B. Brinkley, LB 50 N. Palmer, OLB 51 D. Bass, OLB 52 A. Wallace, LB 59 W. Woodyard, C/G 62 B. Schwenke, TE 82 D. Walker, WR 83 H. Douglas, WR 87 M. Mariani, TE 88 J. Amaro, DL 94 Au. Johnson, DL 96 A. Woods, DL 97 K. Klug

Substitutions

K 4 C. Barth, WR 11 J. Bellamy, P 16 P. O'Donnell, WR 19 E. Royal, RB 25 K. Carey, DB 27 S. McManis, DB 29 H. Jones-Quartey, DB 30 D. Hurst, DB 31 C. Prosinski, RB 33 J. Langford, DB 37 B. Callahan, RB 47 P. Lasike, LS 48 P. Scales, LB 52 C. Jones, LB 53 J. Timu, LB 58 J. Anderson, C 60 C. Edison, DE 69 C. Wilson, DL 74 J. Bullard, OL 76 M. Adams, TE 84 B. Braunecker, WR 85 D. Brown, LB 92 P. McPhee

Did Not Play

QB 16 M. Cassel

Did Not Play

QB 9 D. Fales

Not Active

WR 10 T. McBride, S 24 D. Stafford, RB 32 D. Fluellen, G 79 S. Tretola, TE 89 P. Supernaw, OLB 93 K. Dodd, DE 95 A. Blackson

Not Active

QB 6 J. Cutler, CB 20 D. Bausby, DB 32 D. Hall, DB 36 D. Houston-Carson, OL 71 J. Sitton, LB 94 L. Floyd, DL 98 M. Unrein

Field Goals (made () & missed)

R. Succop (19) (31)

		1	2	3	4	OT	Total
VISITOR:	Tennessee Titans	7	14	3	3	0	27
HOME:	Chicago Bears	7	0	0	14	0	21

Scoring Plays

Team	Qtr	Time	Play Description (Extra Point) (Drive Info)	Visitor	Home
Bears	1	4:27	D. Brown 7 yd. pass from M. Barkley (C. Barth kick) (13-84, 5:47)	0	7
Titans	1	0:04	D. Henry 11 yd. run (R. Succop kick) (7-75, 4:23)	7	7
Titans	2	9:11	D. Walker 4 yd. pass from M. Mariota (R. Succop kick) (8-64, 5:00)	14	7
Titans	2	1:15	R. Matthews 29 yd. pass from M. Mariota (R. Succop kick) (5-65, 1:00)	21	7
Titans	3	4:07	R. Succop 19 yd. Field Goal (11-79, 6:29)	24	7
Titans	4	13:45	R. Succop 31 yd. Field Goal (7-35, 3:13)	27	7
Bears	4	8:23	M. Wilson 8 yd. pass from M. Barkley (C. Barth kick) (14-75, 5:22)	27	14
Bears	4	3:06	D. Thompson 6 yd. pass from M. Barkley (C. Barth kick) (13-69, 3:29)	27	21

Paid Attendance: 59,494

Time: 3:08

Tennessee Titans vs Chicago Bears
11/27/2016 at Soldier Field

Final Individual Statistics

Tennessee Titans

RUSHING	ATT	YDS	AVG	LG	TD
D.Henry	8	60	7.5	17	1
M.Mariota	4	46	11.5	29	0
D.Murray	17	43	2.5	10	0
Total	29	149	5.1	29	1

PASSING	ATT	CMP	YDS	SK/YD	TD	LG	IN	RT
M.Mariota	23	15	226	0/0	2	38	0	126.4
Total	23	15	226	0/0	2	38	0	126.4

PASS RECEIVING	TAR	REC	YDS	AVG	LG	TD
D.Murray	5	5	41	8.2	16	0
R.Matthews	7	3	64	21.3	29	1
D.Walker	4	3	50	16.7	38	1
H.Douglas	2	2	60	30.0	35	0
T.Sharpe	3	2	11	5.5	6	0
A.Fasano	1	0	0	0.0	0	0
K.Wright	1	0	0	0.0	0	0
Total	23	15	226	15.1	38	2

INTERCEPTIONS	NO	YDS	AVG	LG	TD
W.Woodyard	1	21	21.0	21	0
D.Searcy	1	0	0.0	0	0
Total	2	21	10.5	21	0

PUNTING	NO	YDS	AVG	NET	TB	IN20	LG
B.Kern	4	177	44.3	43.3	0	2	47
Total	4	177	44.3	43.3	0	2	47

PUNT RETURNS	NO	YDS	AVG	FC	LG	TD
M.Mariani	1	8	8.0	3	8	0
Total	1	8	8.0	3	8	0

KICKOFF RETURNS	NO	YDS	AVG	FC	LG	TD
K.Wright	2	28	14.0	0	15	0
[TOUCHBACK]	1	0	0.0	0	0	0
Total	2	28	14.0	0	15	0

Chicago Bears

RUSHING	ATT	YDS	AVG	LG	TD
J.Howard	18	84	4.7	22	0
K.Carey	1	6	6.0	6	0
J.Langford	1	5	5.0	5	0
M.Barkley	2	0	0.0	0	0
Total	22	95	4.3	22	0

PASSING	ATT	CMP	YDS	SK/YD	TD	LG	IN	RT
M.Barkley	54	28	316	0/0	3	23	2	72.8
Total	54	28	316	0/0	3	23	2	72.8

PASS RECEIVING	TAR	REC	YDS	AVG	LG	TD
M.Wilson	11	8	125	15.6	23	1
D.Thompson	9	5	44	8.8	14	1
J.Bellamy	9	4	41	10.3	15	0
J.Howard	5	3	43	14.3	23	0
D.Brown	4	3	24	8.0	9	1
C.Meredith	9	2	19	9.5	11	0
B.Braunecker	2	1	14	14.0	14	0
K.Carey	1	1	12	12.0	12	0
E.Royal	1	1	-6	-6.0	-6	0
J.Langford	2	0	0	0.0	0	0
L.Paulsen	1	0	0	0.0	0	0
Total	54	28	316	11.3	23	3

INTERCEPTIONS	NO	YDS	AVG	LG	TD
Total	0	0	0	0	0

PUNTING	NO	YDS	AVG	NET	TB	IN20	LG
P.O'Donnell	4	182	45.5	43.5	0	0	55
Total	4	182	45.5	43.5	0	0	55

PUNT RETURNS	NO	YDS	AVG	FC	LG	TD
E.Royal	1	4	4.0	3	4	0
Total	1	4	4.0	3	4	0

KICKOFF RETURNS	NO	YDS	AVG	FC	LG	TD
K.Carey	1	22	22.0	0	22	0
D.Thompson	1	17	17.0	0	17	0
[TOUCHBACK]	4	0	0.0	0	0	0
Total	2	39	19.5	0	22	0

Tennessee Titans

FUMBLES	FUM	LOST	OWN-REC	YDS	TD	FORCED	OPP-REC	YDS	TD	OUT-BDS
D.Murray	1	0	0	0	0	0	0	0	0	0
A.Fasano	0	0	1	0	0	0	0	0	0	0
Total	1	0	1	0	0	0	0	0	0	0

Chicago Bears

FUMBLES	FUM	LOST	OWN-REC	YDS	TD	FORCED	OPP-REC	YDS	TD	OUT-BDS
M.Barkley	1	0	1	-4	0	0	0	0	0	0
C.Whitehair	1	0	0	-12	0	0	0	0	0	0
J.Howard	0	0	1	0	0	0	0	0	0	0
T.Porter	0	0	0	0	0	1	0	0	0	0
Total	2	0	2	-16	0	1	0	0	0	0

Tennessee Titans vs Chicago Bears
11/27/2016 at Solidier Field

Final Team Statistics

	Visitor Titans	Home Bears
TOTAL FIRST DOWNS	18	25
By Rushing	7	3
By Passing	9	20
By Penalty	2	2
THIRD DOWN EFFICIENCY	5-11-45%	9-17-53%
FOURTH DOWN EFFICIENCY	0-0-0%	1-3-33%
TOTAL NET YARDS	375	411
Total Offensive Plays (inc. times thrown passing)	52	76
Average gain per offensive play	7.2	5.4
NET YARDS RUSHING	149	95
Total Rushing Plays	29	22
Average gain per rushing play	5.1	4.3
Tackles for a loss-number and yards	4-5	0-0
NET YARDS PASSING	226	316
Times thrown - yards lost attempting to pass	0-0	0-0
Gross yards passing	226	316
PASS ATTEMPTS-COMPLETIONS-HAD INTERCEPTED	23-15-0	54-28-2
Avg gain per pass play (inc.# thrown passing)	9.8	5.9
KICKOFFS Number-In End Zone-Touchbacks	6-5-4	4-1-1
PUNTS Number and Average	4-44.3	4-45.5
Had Blocked	0	0
FGs - PATs Had Blocked	0-0	0-0
Net Punting Average	43.3	43.5
TOTAL RETURN YARDAGE (Not Including Kickoffs)	29	4
No. and Yards Punt Returns	1-8	1-4
No. and Yards Kickoff Returns	2-28	2-39
No. and Yards Interception Returns	2-21	0-0
PENALTIES Number and Yards	6-118	7-48
FUMBLES Number and Lost	1-0	2-0
TOUCHDOWNS	3	3
Rushing	1	0
Passing	2	3
EXTRA POINTS Made-Attempts	3-3	3-3
Kicking Made-Attempts	3-3	3-3
FIELD GOALS Made-Attempts	2-2	0-0
RED ZONE EFFICIENCY	2-4-50%	3-6-50%
GOAL TO GO EFFICIENCY	1-2-50%	1-3-33%
SAFETIES	0	0
FINAL SCORE	27	21
TIME OF POSSESSION	29:25	30:35

Ball Possession And Drive Chart

Tennessee Titans

#	Time Recd	Time Lost	Time Poss	How Ball Obtained	Drive Began	# Play	Yds Gain	Yds Pen	Net Yds	1st Down	Last Scrm	How Given Up
1	12:55	10:14	2:41	Downs	TEN 33	3	13	-5	8	0	TEN 41	Punt
2	4:27	0:04	4:23	Kickoff	TEN 25	7	75	0	75	4	* CHI 11	Touchdown
3	14:11	9:11	5:00	Punt	TEN 36	8	64	0	64	5	* CHI 4	Touchdown
4	8:15	5:40	2:35	Interception	TEN 33	5	7	5	12	1	TEN 45	Punt
5	2:15	1:15	1:00	Punt	TEN 35	5	60	5	65	3	CHI 29	Touchdown
6	0:37	0:00	0:37	Punt	TEN 21	1	6	-10	-4	0	TEN 11	End of Half
7	10:36	4:07	6:29	Interception	TEN 20	11	79	0	79	3	* CHI 1	Field Goal
8	1:58	13:45	3:13	Punt	CHI 48	7	60	-25	35	2	* CHI 13	Field Goal
9	8:23	6:35	1:48	Kickoff	TEN 19	3	3	0	3	0	TEN 22	Punt
10	3:06	1:56	1:10	Kickoff	TEN 17	3	9	0	9	0	TEN 26	Punt
11	0:29	0:00	0:29	Downs	TEN 7	1	-1	0	-1	0	TEN 7	End of Game

(298) Average TEN 27

Chicago Bears

#	Time Recd	Time Lost	Time Poss	How Ball Obtained	Drive Began	# Play	Yds Gain	Yds Pen	Net Yds	1st Down	Last Scrm	How Given Up
1	15:00	12:55	2:05	Kickoff	CHI 25	4	9	33	42	1	TEN 33	Downs
2	10:14	4:27	5:47	Punt	CHI 16	13	84	0	84	5	* TEN 7	Touchdown
3	0:04	14:11	0:53	Kickoff	CHI 25	3	5	-5	0	0	CHI 25	Punt
4	9:11	8:15	0:56	Kickoff	CHI 34	2	5	45	50	1	* TEN 16	Interception
5	5:40	2:15	3:25	Punt	CHI 11	4	17	-10	7	1	CHI 18	Punt
6	1:15	0:37	0:38	Kickoff	CHI 25	3	9	0	9	0	CHI 34	Punt
7	15:00	10:36	4:24	Onside Kick	CHI 43	9	52	0	52	3	* TEN 5	Interception
8	4:07	1:58	2:09	Kickoff	CHI 8	3	-3	0	-3	0	CHI 5	Punt
9	13:45	8:23	5:22	Kickoff	CHI 25	14	75	0	75	6	* TEN 8	Touchdown
10	6:35	3:06	3:29	Punt	CHI 31	13	84	-15	69	5	* TEN 6	Touchdown
11	1:56	0:29	1:27	Punt	CHI 35	8	58	0	58	3	* TEN 7	Downs

(278) Average CHI 25

* inside opponent's 20

Time of Possession by Quarter

	1st	2nd	3rd	4th	OT	Total
Visitor Tennessee Titans	7:04	9:12	8:27	4:42		29:25
Home Chicago Bears	7:56	5:48	6:33	10:18		30:35

Kickoff Drive No.-Start Average

Titans: 3 - TEN 20

Bears: 6 - CHI 24

Tennessee Titans vs Chicago Bears
11/27/2016 at Soldier Field

Final Defensive Statistics

Tennessee Titans	Regular Defensive Plays											Special Teams					Misc				
	TKL	AST	COMB	SK	/ YDS	TFL	Q	IN	PD	FF	FR	TKL	AST	FF	FR	BL	TKL	AST	FF	FR	
A.Williamson	6	1	7	0	0	0	0	0	0	0	0	0	0	0	0	0	0	0	0	0	0
W.Woodyard	5	0	5	0	0	1	0	1	3	0	0	0	0	0	0	0	0	0	0	0	0
J.McCourty	5	0	5	0	0	0	0	0	0	0	0	0	0	0	0	0	0	0	0	0	0
L.Sims	5	0	5	0	0	0	0	0	0	0	0	0	0	0	0	0	0	0	0	0	0
K.Byard	4	0	4	0	0	0	2	0	1	0	0	2	0	0	0	0	0	0	0	0	0
J.Casey	4	0	4	0	0	0	0	0	0	0	0	0	0	0	0	0	0	0	0	0	0
A.Woods	3	0	3	0	0	0	0	0	0	0	0	0	0	0	0	0	0	0	0	0	0
P.Cox	3	0	3	0	0	0	0	0	0	0	0	0	0	0	0	0	0	0	0	0	0
B.Orakpo	2	0	2	0	0	1	1	0	0	0	0	0	0	0	0	0	0	0	0	0	0
D.Morgan	2	0	2	0	0	1	0	0	1	0	0	0	0	0	0	0	0	0	0	0	0
D.Searcy	1	1	2	0	0	0	0	1	2	0	0	0	0	0	0	0	0	0	0	0	0
R.Johnson	1	1	2	0	0	0	0	0	0	0	0	0	0	0	0	0	0	0	0	0	0
K.Klug	1	1	2	0	0	0	0	0	0	0	0	0	0	0	0	0	0	0	0	0	0
B.McCain	1	0	1	0	0	0	0	0	1	0	0	0	0	0	0	0	0	0	0	0	0
S.Spence	1	0	1	0	0	0	0	0	0	0	0	0	0	0	0	0	0	0	0	0	0
Au.Johnson	1	0	1	0	0	0	0	0	0	0	0	0	0	0	0	0	0	0	0	0	0
D.Bass	0	0	0	0	0	0	1	0	0	0	0	0	0	0	0	0	0	0	0	0	0
N.Palmer	0	0	0	0	0	0	0	0	0	0	0	1	0	0	0	0	0	0	0	0	0
A.Fasano	0	0	0	0	0	0	0	0	0	0	0	0	0	0	0	0	0	0	0	0	1
Total	45	4	49	0	0	3	4	2	8	0	0	3	0	0	0	0	0	0	0	0	1

TKL = Tackle AST = Assist COMB = Combined QH=QB Hit IN = Interception PD = Pass Defense FF = Forced Fumble FR = Fumble Recovery

Chicago Bears	Regular Defensive Plays											Special Teams					Misc				
	TKL	AST	COMB	SK	/ YDS	TFL	QH	IN	PD	FF	FR	TKL	AST	FF	FR	BL	TKL	AST	FF	FR	
C.LeBlanc	6	0	6	0	0	0	0	0	0	0	0	0	0	0	0	0	0	0	0	0	0
D.Trevathan	4	1	5	0	0	0	0	0	0	0	0	0	0	0	0	0	0	0	0	0	0
A.Amos	4	0	4	0	0	1	0	0	1	0	0	0	0	0	0	0	0	0	0	0	0
E.Goldman	4	0	4	0	0	0	0	0	0	0	0	0	0	0	0	0	0	0	0	0	0
P.McPhee	3	1	4	0	0	0	0	0	0	0	0	0	0	0	0	0	0	0	0	0	0
N.Kwiatkoski	2	2	4	0	0	0	0	0	0	0	0	0	0	0	0	0	0	0	0	0	0
C.Washington	3	0	3	0	0	0	0	0	0	0	0	0	0	0	0	0	0	0	0	0	0
B.Callahan	3	0	3	0	0	0	0	0	0	0	0	0	0	0	0	0	0	0	0	0	0
T.Porter	2	0	2	0	0	0	0	0	1	1	0	0	0	0	0	0	0	0	0	0	0
W.Young	2	0	2	0	0	1	0	0	0	0	0	0	0	0	0	0	0	0	0	0	0
D.Bush	2	0	2	0	0	0	0	0	0	0	0	0	0	0	0	0	0	0	0	0	0
S.Acho	1	1	2	0	0	0	0	0	0	0	0	0	0	0	0	0	0	0	0	0	0
C.Wilson	1	1	2	0	0	0	0	0	0	0	0	0	0	0	0	0	0	0	0	0	0
J.Bullard	0	1	1	0	0	0	0	0	0	0	0	0	0	0	0	0	0	0	0	0	0
J.Timu	0	0	0	0	0	0	0	0	0	0	0	1	0	0	0	0	0	0	0	0	0
C.Jones	0	0	0	0	0	0	0	0	0	0	0	1	0	0	0	0	0	0	0	0	0
C.Pronski	0	0	0	0	0	0	0	0	0	0	0	1	0	0	0	0	0	0	0	0	0
T.Larsen	0	0	0	0	0	0	0	0	0	0	0	0	0	0	0	0	1	0	0	0	0
M.Barkley	0	0	0	0	0	0	0	0	0	0	0	0	0	0	0	0	0	0	0	0	1
J.Howard	0	0	0	0	0	0	0	0	0	0	0	0	0	0	0	0	0	0	0	0	1
Total	37	7	44	0	0	2	0	0	2	1	0	3	0	0	0	0	1	0	0	0	2

Tennessee Titans vs Chicago Bears

11/27/2016 at Soldier Field

First Half Summary

PERIOD SCORES

Titans	7	14 = 21
Bears	7	0 = 7

TIME OF POSSESSION

Titans	16:16
Bears	13:44

Scoring Plays

Team	Qtr	Time	Play Description (Extra Point) (Drive Info)	Visitor	Home
Bears	1	4:27	D.Brown 7 yd. pass from M.Barkley (C.Barth kick) (13-84, 5:47)	0	7
Titans	1	0:04	D.Henry 11 yd. run (R.Succop kick) (7-75, 4:23)	7	7
Titans	2	9:11	D.Walker 4 yd. pass from M.Mariota (R.Succop kick) (8-64, 5:00)	14	7
Titans	2	1:15	R.Matthews 29 yd. pass from M.Mariota (R.Succop kick) (5-65, 1:00)	21	7

	Tennessee Titans	Chicago Bears
TOTAL FIRST DOWNS	13	8
First Downs Rushing-Passing-by Penalty	5 - 6 - 2	2 - 4 - 2
THIRD DOWN EFFICIENCY	3-5-60%	3-7-43%
TOTAL NET YARDS	225	133
Total Offensive Plays	29	29
NET YARDS RUSHING	86	70
NET YARDS PASSING	139	63
Gross Yards Passing	139	63
Times thrown-yards lost attempting to pass	0-0	0-0
Pass Attempts-Completions-Had Intercepted	14 - 10 - 0	16 - 7 - 1
Punts-Number and Average	2 - 43.5	3 - 46.3
Penalties-Number and Yards	4 - 93	4 - 25
Fumbles-Number and Lost	0 - 0	1 - 0
Red Zone Efficiency	2-2-100%	1-2-50%
Average Drive Start	TEN 30	CHI 23

Tennessee Titans

Chicago Bears

Tennessee Titans										Chicago Bears							
RUSHING	ATT	YDS	AVG	LG	TD	RUSHING	ATT	YDS	AVG	LG	TD						
D.Henry	5	46	9.2	17	1	J.Howard	10	59	5.9	22	0						
D.Murray	8	22	2.8	6	0	K.Carey	1	6	6.0	6	0						
M.Mariota	2	18	9.0	11	0	J.Langford	1	5	5.0	5	0						
						M.Barkley	1	0	0.0	0	0						
Total	15	86	5.7	17	1	Total	13	70	5.4	22	0						
PASSING	ATT	CMP	YDS	SK/YD	TD	LG	IN	RT	PASSING	ATT	CMP	YDS	SK/YD	TD	LG	IN	RT
M.Mariota	14	10	139	0/0	2	38	0	142.6	M.Barkley	16	7	63	0/0	1	23	1	49.7
Total	14	10	139	0/0	2	38	0	142.6	Total	16	7	63	0/0	1	23	1	49.7
PASS RECEIVING	TAR	REC	YDS	AVG	LG	TD	PASS RECEIVING	TAR	REC	YDS	AVG	LG	TD				
D.Walker	3	3	50	16.7	38	1	M.Wilson	2	2	23	11.5	18	0				
D.Murray	3	3	24	8.0	14	0	J.Howard	3	1	23	23.0	23	0				
T.Sharpe	2	2	11	5.5	6	0	J.Bellamy	3	1	9	9.0	9	0				
R.Matthews	4	1	29	29.0	29	1	D.Brown	1	1	7	7.0	7	1				
H.Douglas	1	1	25	25.0	25	0	D.Thompson	1	1	7	7.0	7	0				
A.Fasano	1	0	0	0.0	0	0	E.Royal	1	1	-6	-6.0	-6	0				
							C.Meredith	2	0	0	0.0	0	0				
							L.Paulsen	1	0	0	0.0	0	0				
							B.Braunecker	1	0	0	0.0	0	0				
							J.Langford	1	0	0	0.0	0	0				
Total	14	10	139	13.9	38	2	Total	16	7	63	9.0	23	1				

Tennessee Titans

Regular Defensive Plays

Special Teams

Misc

First Quarter

11/27/2016

Play By Play

TEN wins the coin toss and elects to defer. CHI elects to Receive, and TEN elects to defend the north goal.

R.Succop kicks 65 yards from TEN 35 to end zone, Touchback.

Chicago Bears at 15:00

- 1-10-CHI 25 (15:00) (Shotgun) M.Barkley pass incomplete deep left to M.Wilson.
PENALTY on TEN-J.McCourty, Defensive Pass Interference, 33 yards, enforced at CHI 25 - No Play. X1
- 1-10-TEN 42 (14:53) J.Howard left tackle to TEN 34 for 8 yards (A.Woods).
- 2-2-TEN 34 (14:16) J.Howard right guard to TEN 33 for 1 yard (J.Casey).
- 3-1-TEN 33 (13:40) J.Howard right guard to TEN 33 for no gain (A.Woods).
- 4-1-TEN 33 (13:01) (Pass formation) M.Barkley pass incomplete short left to L.Paulsen (D.Searcy).

Timeout at 12:55.

Tennessee Titans at 12:55

- 1-10-TEN 33 (12:55) D.Kelly reported in as eligible. M.Mariota pass short left to D.Murray pushed ob at TEN 45 for 12 yards (N.Kwiatkoski).
PENALTY on TEN-D.Kelly, Illegal Formation, 5 yards, enforced at TEN 33 - No Play.
- 1-15-TEN 28 (12:28) (Shotgun) M.Mariota pass short right to D.Murray to TEN 33 for 5 yards (T.Porter).
- 2-10-TEN 33 (11:43) (Shotgun) D.Henry right tackle to TEN 36 for 3 yards (E.Goldman).
- 3-7-TEN 36 (10:59) (Shotgun) M.Mariota pass short right to D.Murray to TEN 41 for 5 yards (D.Trevathan).
- 4-2-TEN 41 (10:22) (Punt formation) B.Kern punts 43 yards to CHI 16, Center-B.Brinkley, fair catch by E.Royal.

Timeout at 10:14.

Chicago Bears at 10:14

- 1-10-CHI 16 (10:14) (Shotgun) M.Barkley pass incomplete short right to C.Meredith.
- 2-10-CHI 16 (10:09) (Shotgun) M.Barkley FUMBLES (Aborted) at CHI 11, and recovers at CHI 12. M.Barkley to CHI 12 for no gain (B.Orakpo).
- 3-14-CHI 12 (9:30) (Shotgun) M.Barkley pass short left to J.Howard to CHI 35 for 23 yards (J.McCourty). P2
- 1-10-CHI 35 (8:48) M.Barkley pass incomplete short right to J.Bellamy (D.Morgan).
- 2-10-CHI 35 (8:43) J.Howard left end pushed ob at TEN 43 for 22 yards (R.Johnson). R3
- 1-10-TEN 43 (8:09) K.Carey left guard to TEN 37 for 6 yards (A.Williamson).
- 2-4-TEN 37 (7:29) M.Barkley pass short left to D.Thompson pushed ob at TEN 30 for 7 yards (J.McCourty). P4
- 1-10-TEN 30 (6:56) (Shotgun) J.Howard right guard to TEN 27 for 3 yards (J.Casey).
- 2-7-TEN 27 (6:17) (Shotgun) M.Barkley pass incomplete short left to J.Howard.
- 3-7-TEN 27 (6:12) (Shotgun) M.Barkley pass short middle to M.Wilson to TEN 9 for 18 yards (J.McCourty) [B.Orakpo]. P5
- 1-9-TEN 9 (5:25) J.Howard left guard to TEN 7 for 2 yards (W.Woodyard).
- Timeout #1 by CHI at 04:36.
- 2-7-TEN 7 (4:36) M.Barkley pass incomplete short right to J.Howard.
- 3-7-TEN 7 (4:32) (Shotgun) M.Barkley pass short right to D.Brown for 7 yards, TOUCHDOWN. P6
 C.Barth extra point is GOOD, Center-P.Scales, Holder-P.O'Donnell.

Timeout at 04:27.

TEN 0 CHI 7, 13 plays, 84 yards, 5:47 drive, 10:33 elapsed

C.Barth kicks 65 yards from CHI 35 to end zone, Touchback.

Timeout at 04:27.

Tennessee Titans at 4:27

- 1-10-TEN 25 (4:27) D.Henry right tackle to TEN 34 for 9 yards (D.Trevathan).
- 2-1-TEN 34 (3:48) (Shotgun) D.Murray right end to TEN 39 for 5 yards (D.Trevathan). R1
- 1-10-TEN 39 (3:10) (Shotgun) M.Mariota pass deep middle to D.Walker to CHI 23 for 38 yards (C.LeBlanc). P2
- 1-10-CHI 23 (2:23) D.Murray right guard to CHI 24 for -1 yards (W.Young).
- 2-11-CHI 24 (1:38) M.Mariota pass short left to T.Sharpe to CHI 19 for 5 yards (C.LeBlanc).
- Timeout #1 by TEN at 00:51.
- 3-6-CHI 19 (:51) (Shotgun) M.Mariota pass short right to D.Walker to CHI 11 for 8 yards (A.Amos). P3
- 1-10-CHI 11 (:10) D.Henry left tackle for 11 yards, TOUCHDOWN. R4
 R.Succop extra point is GOOD, Center-B.Brinkley, Holder-B.Kern.

Timeout at 00:04.

TEN 7 CHI 7, 7 plays, 75 yards, 4:23 drive, 14:56 elapsed

Tennessee Titans vs Chicago Bears at Solidier Field

R.Succop kicks 65 yards from TEN 35 to end zone, Touchback.

Chicago Bears at 0:04

1-10-CHI 25 (:04) (Shotgun) J.Langford left tackle to CHI 30 for 5 yards (K.Klug).

END OF QUARTER

	Score	Time Poss	First Downs				Efficiencies	
			R	P	X	T	3 Down	4 Down
Tennessee Titans	7	7:04	2	2	0	4	1/2	0/0
Chicago Bears	7	7:56	1	4	1	6	3/4	0/1

Second Quarter

11/27/2016

Play By Play

Chicago Bears continued.

- 2-5-CHI 30 (15:00) (Shotgun) J.Howard right end to CHI 30 for no gain (S.Spence).
 3-5-CHI 30 (14:24) (Shotgun) M.Barkley pass incomplete short left to C.Meredith.
 4-5-CHI 30 (14:17) (Punt formation) *PENALTY on CHI-S.McManis, False Start, 5 yards, enforced at CHI 30 - No Play.*
 4-10-CHI 25 (14:17) (Punt formation) P.O'Donnell punts 39 yards to TEN 36, Center-P.Scales, fair catch by M.Mariani.

Tennessee Titans at 14:11

- 1-10-TEN 36 (14:11) M.Mariota scrambles right end to TEN 43 for 7 yards.
 2-3-TEN 43 (13:25) D.Kelly reported in as eligible. D.Murray left end to TEN 49 for 6 yards (C.LeBlanc). R5
1-10-TEN 49 (12:42) M.Mariota scrambles right end pushed ob at CHI 40 for 11 yards (P.McPhee). R6
1-10-CHI 40 (12:02) (Shotgun) M.Mariota pass short right to D.Murray to CHI 26 for 14 yards (C.Washington). P7
1-10-CHI 26 (11:16) D.Henry left guard to CHI 9 for 17 yards (D.Bush). R8
1-9-CHI 9 (10:40) D.Henry left guard to CHI 3 for 6 yards (A.Amos, N.Kwiatkoski).
 2-3-CHI 3 (10:01) (Shotgun) D.Murray left tackle to CHI 4 for -1 yards (N.Kwiatkoski; P.McPhee).
 3-4-CHI 4 (9:16) (Shotgun) **M.Mariota pass short middle to D.Walker for 4 yards, TOUCHDOWN.** P9
 R.Succop extra point is GOOD, Center-B.Brinkley, Holder-B.Kern.

Timeout at 09:11.

TEN 14 CHI 7, 8 plays, 64 yards, 5:00 drive, 5:49 elapsed

R.Succop kicks 53 yards from TEN 35 to CHI 12. K.Carey to CHI 34 for 22 yards (N.Palmer).

Timeout at 09:05.

Chicago Bears at 9:11, (1st play from scrimmage 9:05)

- 1-10-CHI 34 (9:05) M.Barkley pass incomplete deep right to D.Thompson. X7
PENALTY on TEN-L.Sims, Defensive Pass Interference, 45 yards, enforced at CHI 34 - No Play.
1-10-TEN 21 (8:57) M.Barkley pass short right to M.Wilson to TEN 16 for 5 yards (L.Sims).
 2-5-TEN 16 (8:25) (Shotgun) M.Barkley pass short middle intended for B.Brauneker INTERCEPTED by W.Woodyard at TEN 12. W.Woodyard to TEN 33 for 21 yards (T.Larsen).

Timeout at 08:15.

Tennessee Titans at 8:15

- 1-10-TEN 33 (8:15) D.Kelly reported in as eligible. M.Mariota pass incomplete short right to A.Fasano (A.Amos).
 2-10-TEN 33 (8:08) D.Murray left tackle to TEN 33 for no gain (E.Goldman).
 3-10-TEN 33 (7:23) (Shotgun) M.Mariota pass incomplete short right to T.Sharpe. X10
PENALTY on CHI-B.Callahan, Defensive Holding, 5 yards, enforced at TEN 33 - No Play.
1-10-TEN 38 (7:18) D.Murray right tackle to TEN 42 for 4 yards (P.McPhee).
 2-6-TEN 42 (6:38) D.Murray right guard to TEN 45 for 3 yards (S.Acho).
 3-3-TEN 45 (5:53) (Shotgun) M.Mariota pass incomplete short left to R.Matthews.
 4-3-TEN 45 (5:48) (Punt formation) B.Kern punts 44 yards to CHI 11, Center-B.Brinkley, fair catch by E.Royal.

Timeout at 05:40.

Chicago Bears at 5:40

- 1-10-CHI 11 (5:40) (Shotgun) J.Howard right tackle to CHI 21 for 10 yards (W.Woodyard). R8
1-10-CHI 21 (5:05) J.Howard left end to CHI 24 for 3 yards (A.Williamson).
 2-7-CHI 24 (4:19) (Shotgun) M.Barkley pass short middle to L.Paulsen to CHI 42 for 18 yards (D.Searcy; K.Byard).
PENALTY on CHI-L.Paulsen, Offensive Pass Interference, 10 yards, enforced at CHI 24 - No Play.
 2-17-CHI 14 (3:53) (Shotgun) M.Barkley pass short left to E.Royal to CHI 8 for -6 yards (W.Woodyard).
 3-23-CHI 8 (3:15) (Shotgun) J.Howard right guard to CHI 18 for 10 yards (A.Williamson; D.Searcy).
 4-13-CHI 18 (2:25) (Punt formation) P.O'Donnell punts 55 yards to TEN 27, Center-P.Scales. M.Mariani to TEN 35 for 8 yards (J.Timu).

Tennessee Titans at 2:15

- 1-10-TEN 35 (2:15) (Shotgun) M.Mariota pass short left to T.Sharpe pushed ob at TEN 41 for 6 yards (C.LeBlanc).

Two-Minute Warning

- 2-4-TEN 41 (2:00) (Shotgun) M.Mariota pass short left to H.Douglas to TEN 46 for 5 yards (C.LeBlanc).
PENALTY on CHI-A.Hicks, Illegal Use of Hands, 5 yards, enforced at TEN 41 - No Play. X11
1-10-TEN 46 (1:47) M.Mariota pass deep middle to H.Douglas to CHI 29 for 25 yards (B.Callahan). P12
1-10-CHI 29 (1:30) (No Huddle, Shotgun) M.Mariota pass incomplete short left to R.Matthews.

Tennessee Titans vs Chicago Bears at Solidier Field

2-10-CHI 29 (1:25) (Shotgun) M.Mariota pass incomplete short middle to R.Matthews (T.Porter).
 3-10-CHI 29 **(1:23) (Shotgun) M.Mariota pass deep middle to R.Matthews for 29 yards, TOUCHDOWN.**
 R.Succop extra point is GOOD, Center-B.Brinkley, Holder-B.Kern.

TEN 21 CHI 7, 5 plays, 65 yards, 1 penalty, 1:00 drive, 13:45 elapsed
--

R.Succop kicks 65 yards from TEN 35 to end zone, Touchback.

Chicago Bears at 1:15

1-10-CHI 25 (1:15) (Shotgun) M.Barkley pass incomplete short left to J.Langford.
 2-10-CHI 25 (1:12) (Shotgun) M.Barkley pass short left to J.Bellamy to CHI 34 for 9 yards (J.McCourty).
 3-1-CHI 34 (:49) (No Huddle, Shotgun) M.Barkley pass incomplete short left to J.Bellamy.
 4-1-CHI 34 (:44) (Punt formation) P.O'Donnell punts 45 yards to TEN 21, Center-P.Scales, fair catch by M.Mariani.

Tennessee Titans at 0:37

1-10-TEN 21 (:37) (Shotgun) M.Mariota scrambles left end pushed ob at TEN 28 for 7 yards (N.Kwiatkoski).
PENALTY on TEN-T.Lewan, Face Mask (15 Yards), 10 yards, enforced at TEN 21 - No Play.
 1-20-TEN 11 (:29) (Shotgun) D.Murray left tackle to TEN 17 for 6 yards (E.Goldman).

END OF QUARTER

	Score	Time Poss	First Downs				Efficiencies	
			R	P	X	T	3 Down	4 Down
Tennessee Titans	21	9:12	3	4	2	9	2/3	0/0
Chicago Bears	7	5:48	1	0	1	2	0/3	0/0

Third Quarter

11/27/2016

Play By Play

TEN elects to Receive, and CHI elects to defend the North goal.

C.Barth kicks outside 8 yards from CHI 35 to CHI 43, impetus ends at CHI 45. RECOVERED by CHI-A.Amos.

Chicago Bears at 15:00, (1st play from scrimmage 14:58)

1-10-CHI 43	(14:58) J.Howard right guard to CHI 48 for 5 yards (W.Woodyard).	
2-5-CHI 48	(14:28) J.Howard left tackle to 50 for 2 yards (A.Williamson).	
3-3-50	(13:44) (Shotgun) M.Barkley pass short right to K.Carey pushed ob at TEN 38 for 12 yards (A.Williamson).	P9
<u>1-10-TEN 38</u>	(13:17) M.Barkley pass short right to B.Braunecker to TEN 24 for 14 yards (K.Byard).	P10
<u>1-10-TEN 24</u>	(12:45) J.Howard left guard to TEN 23 for 1 yard (J.Casey).	
2-9-TEN 23	(12:08) (Shotgun) M.Barkley pass short right to M.Wilson to TEN 6 for 17 yards (B.McCain).	P11
<u>1-6-TEN 6</u>	(11:29) J.Howard left guard to TEN 5 for 1 yard (B.Orakpo).	
2-5-TEN 5	(10:48) (Shotgun) M.Barkley pass incomplete short middle to C.Meredith.	
3-5-TEN 5	(10:44) (Shotgun) M.Barkley pass short right intended for C.Meredith INTERCEPTED by D.Searcy at TEN -4. Touchback.	

Timeout at 10:36.

Tennessee Titans at 10:36

1-10-TEN 20	(10:36) (Shotgun) M.Mariota pass short right to R.Matthews pushed ob at TEN 44 for 24 yards (B.Callahan).	P14
<u>1-10-TEN 44</u>	(10:03) D.Kelly reported in as eligible. D.Murray right guard to TEN 45 for 1 yard (C.Washington).	
2-9-TEN 45	(9:19) M.Mariota pass incomplete deep right to K.Wright. Flea-flicker from D.Murray	
3-9-TEN 45	(9:11) (Shotgun) M.Mariota pass short left to R.Matthews to CHI 44 for 11 yards (N.Kwiatkoski).	P15
<u>1-10-CHI 44</u>	(8:31) D.Murray right tackle to CHI 41 for 3 yards (P.McPhee).	
2-7-CHI 41	(7:51) (Shotgun) D.Henry right tackle to CHI 35 for 6 yards (D.Trevathan).	
3-1-CHI 35	(7:09) (Shotgun) M.Mariota right tackle to CHI 6 for 29 yards (D.Bush).	R16
<u>1-6-CHI 6</u>	(6:20) D.Murray right end to CHI 3 for 3 yards (T.Porter). FUMBLES (T.Porter), recovered by TEN-A.Fasano at CHI 3. A.Fasano to CHI 3 for no gain (C.LeBlanc).	
2-3-CHI 3	(5:38) D.Murray right tackle to CHI 1 for 2 yards (C.Washington).	
3-1-CHI 1	(4:59) D.Murray right guard to CHI 1 for no gain (C.Wilson; S.Acho).	
4-1-CHI 1	(4:12) (Field Goal formation) R.Succop 19 yard field goal is GOOD, Center-B.Brinkley, Holder-B.Kern.	

Timeout at 04:07.

TEN 24 CHI 7, 11 plays, 79 yards, 6:29 drive, 10:53 elapsed

R.Succop kicks 66 yards from TEN 35 to CHI -1. D.Thompson to CHI 18 for 19 yards (K.Byard).

PENALTY on CHI-B.Braunecker, Offensive Holding, 8 yards, enforced at CHI 16.

Timeout at 04:00.

Chicago Bears at 4:07, (1st play from scrimmage 4:00)

1-10-CHI 8	(4:00) J.Howard left end to CHI 10 for 2 yards (Au.Johnson).	
2-8-CHI 10	(3:26) J.Howard left guard to CHI 17 for 7 yards (W.Woodyard).	
3-1-CHI 17	(2:45) (Shotgun) M.Barkley Aborted. C.Whitehair FUMBLES at CHI 12, recovered by CHI-J.Howard at CHI 5. J.Howard to CHI 5 for no gain (D.Morgan).	
4-13-CHI 5	(2:06) (Punt formation) P.O'Donnell punts 43 yards to CHI 48, Center-P.Scales, fair catch by M.Mariani.	

Timeout at 01:58.

Tennessee Titans at 1:58

1-10-CHI 48	(1:58) D.Kelly reported in as eligible. D.Murray right tackle to CHI 38 for 10 yards (N.Kwiatkoski).	R17
<u>1-10-CHI 38</u>	(1:18) (Shotgun) D.Henry left guard to CHI 34 for 4 yards (J.Bullard).	
	<i>PENALTY on TEN-A.Fasano, Offensive Holding, 10 yards, enforced at CHI 38 - No Play.</i>	
1-20-CHI 48	(:49) D.Murray left tackle to CHI 49 for -1 yards (D.Trevathan; J.Bullard).	
2-21-CHI 49	(:05) (Shotgun) M.Mariota pass deep left to H.Douglas to CHI 14 for 35 yards (B.Callahan).	P18

END OF QUARTER

	Score	Time Poss	First Downs				Efficiencies	
			R	P	X	T	3 Down	4 Down
Tennessee Titans	24	8:27	2	3	0	5	2/3	0/0
Chicago Bears	7	6:33	0	3	0	3	1/3	0/0

Fourth Quarter

11/27/2016

Play By Play

Tennessee Titans continued.

- 1-10-CHI 14 (15:00) M.Mariota pass incomplete short right to R.Matthews.
 2-10-CHI 14 (14:53) M.Mariota pass incomplete short right to R.Matthews.
PENALTY on TEN-T.Lewan, Face Mask (15 Yards), 15 yards, enforced at CHI 14 - No Play.
 2-25-CHI 29 (14:46) M.Mariota pass incomplete deep right to D.Walker. CHI-A.Hicks was injured during the play.
 3-25-CHI 29 (14:37) (Shotgun) M.Mariota pass short left to D.Murray to CHI 13 for 16 yards (A.Amos).
 4-9-CHI 13 **(13:50) (Field Goal formation) R.Succop 31 yard field goal is GOOD, Center-B.Brinkley, Holder-B.Kern.**

Timeout at 13:45.

TEN 27 CHI 7, 7 plays, 35 yards, 3:13 drive, 1:15 elapsed

R.Succop kicks 65 yards from TEN 35 to end zone, Touchback.

Timeout at 13:45.

Chicago Bears at 13:45

- 1-10-CHI 25 (13:45) M.Barkley pass short middle to D.Thompson to CHI 39 for 14 yards (J.McCourty). P12
1-10-CHI 39 (13:14) J.Howard left guard to CHI 44 for 5 yards (A.Woods).
 2-5-CHI 44 (12:37) M.Barkley pass incomplete deep left to M.Wilson.
 3-5-CHI 44 (12:29) (Shotgun) M.Barkley pass short right to D.Brown pushed ob at TEN 48 for 8 yards (K.Byard). P13
1-10-TEN 48 (12:02) (Shotgun) M.Barkley pass incomplete short left to J.Bellamy.
 2-10-TEN 48 (11:58) (Shotgun) M.Barkley pass short right to J.Howard to TEN 43 for 5 yards (J.Casey).
 3-5-TEN 43 (11:20) (Shotgun) M.Barkley pass short middle to C.Meredith to TEN 35 for 8 yards (A.Williamson). P14
1-10-TEN 35 (10:45) (Shotgun) M.Barkley pass short middle to D.Brown to TEN 26 for 9 yards (K.Byard).
 2-1-TEN 26 (10:06) (Shotgun) J.Howard right guard to TEN 24 for 2 yards (R.Johnson; K.Klug). R15
1-10-TEN 24 (9:34) (Shotgun) M.Barkley pass incomplete deep left to J.Langford (W.Woodyard).
 2-10-TEN 24 (9:28) (Shotgun) M.Barkley pass incomplete deep middle to M.Wilson.
 3-10-TEN 24 (9:24) (Shotgun) M.Barkley pass short right to C.Meredith to TEN 13 for 11 yards (P.Cox). P16
1-10-TEN 13 (8:55) (No Huddle, Shotgun) M.Barkley pass short middle to J.Bellamy to TEN 8 for 5 yards (A.Williamson).
 2-5-TEN 8 **(8:28) (No Huddle, Shotgun) M.Barkley pass short middle to M.Wilson for 8 yards, TOUCHDOWN.** P17
 C.Barth extra point is GOOD, Center-P.Scales, Holder-P.O'Donnell.

Timeout at 08:23.

TEN 27 CHI 14, 14 plays, 75 yards, 5:22 drive, 6:37 elapsed

C.Barth kicks 61 yards from CHI 35 to TEN 4. K.Wright to TEN 19 for 15 yards (C.Jones).

Timeout at 08:16.

Tennessee Titans at 8:23, (1st play from scrimmage 8:16)

- 1-10-TEN 19 (8:16) D.Murray right guard to TEN 17 for -2 yards (A.Amos).
 2-12-TEN 17 (7:41) (Shotgun) D.Murray left tackle to TEN 22 for 5 yards (W.Young).
 3-7-TEN 22 (6:53) (Shotgun) M.Mariota pass incomplete deep left to T.Sharpe.
 4-7-TEN 22 (6:42) (Punt formation) B.Kern punts 47 yards to CHI 31, Center-B.Brinkley, fair catch by E.Royal.

Timeout at 06:35.

Chicago Bears at 6:35

- 1-10-CHI 31 (6:35) (Shotgun) M.Barkley pass incomplete deep left to D.Thompson. TEN-J.Casey was injured during the play.

Timeout at 06:29.

- 2-10-CHI 31 (6:29) (Shotgun) M.Barkley pass short left to J.Howard to CHI 46 for 15 yards (D.Morgan). P18
1-10-CHI 46 (5:59) (No Huddle, Shotgun) M.Barkley pass incomplete deep right to C.Meredith (K.Byard).
 2-10-CHI 46 (5:52) (Shotgun) M.Barkley pass incomplete short right to C.Meredith.
 3-10-CHI 46 (5:49) (Shotgun) M.Barkley pass short middle to M.Wilson to TEN 35 for 19 yards (K.Byard). P19
1-10-TEN 35 (5:20) (No Huddle, Shotgun) M.Barkley pass short right to D.Thompson to TEN 26 for 9 yards (P.Cox).
 2-1-TEN 26 (4:47) (No Huddle, Shotgun) J.Langford right tackle to TEN 23 for 3 yards (S.Spence).
PENALTY on CHI-C.Whitehair, Offensive Holding, 10 yards, enforced at TEN 26 - No Play.
 2-11-TEN 36 (4:42) (Shotgun) M.Barkley pass incomplete deep left to J.Bellamy.
 3-11-TEN 36 (4:36) (Shotgun) M.Barkley pass short middle to J.Bellamy to TEN 24 for 12 yards (L.Sims). P20
1-10-TEN 24 (4:08) (No Huddle, Shotgun) *PENALTY on CHI-C.Meredith, False Start, 5 yards, enforced at TEN 24 - No Play.*

Tennessee Titans vs Chicago Bears at Solidier Field

1-15-TEN 29 (4:08) (Shotgun) M.Barkley pass short right to J.Bellamy to TEN 14 for 15 yards (P.Cox) [D.Bass]. P21
1-10-TEN 14 (3:37) (No Huddle, Shotgun) M.Barkley pass incomplete short left to M.Wilson.
 2-10-TEN 14 (3:32) (Shotgun) M.Barkley pass incomplete short middle to C.Meredith.
 3-10-TEN 14 (3:28) (Shotgun) M.Barkley pass short right to D.Thompson to TEN 6 for 8 yards (L.Sims).
 Timeout #1 by CHI at 03:11.
 4-2-TEN 6 **(3:11) (Shotgun) M.Barkley pass short right to D.Thompson for 6 yards, TOUCHDOWN.** P22
 C.Barth extra point is GOOD, Center-P.Scales, Holder-P.O'Donnell.

TEN 27 CHI 21, 13 plays, 69 yards, 3:29 drive, 11:54 elapsed

C.Barth kicks 61 yards from CHI 35 to TEN 4. K.Wright to TEN 17 for 13 yards (C.Prosinski).

Tennessee Titans at 3:06, (1st play from scrimmage 3:00)

1-10-TEN 17 (3:00) D.Kelly reported in as eligible. D.Henry left end to TEN 22 for 5 yards (C.LeBlanc).
 Timeout #2 by CHI at 02:52.
 2-5-TEN 22 (2:52) D.Henry right guard to TEN 25 for 3 yards (C.Wilson). CHI-D.Trevathan was injured during the play.
 3-2-TEN 25 (2:10) (Shotgun) M.Mariota pass short middle to D.Murray to TEN 26 for 1 yard (E.Goldman).
 Timeout #3 by CHI at 02:06.
 4-1-TEN 26 (2:06) (Punt formation) B.Kern punts 43 yards to CHI 31, Center-B.Brinkley. E.Royal to CHI 35 for 4 yards (K.Byard).

Two-Minute Warning

Chicago Bears at 1:56

1-10-CHI 35 (1:56) (Shotgun) M.Barkley pass short middle to M.Wilson to CHI 49 for 14 yards (L.Sims). P23
1-10-CHI 49 (1:34) (No Huddle, Shotgun) M.Barkley pass incomplete deep right to D.Thompson.
 2-10-CHI 49 (1:29) (Shotgun) M.Barkley pass deep middle to M.Wilson to TEN 30 for 21 yards (D.Searcy). P24
1-10-TEN 30 (1:04) (No Huddle, Shotgun) M.Barkley pass deep left to M.Wilson to TEN 7 for 23 yards (L.Sims). P25
 Timeout #1 by TEN at 00:47.
1-7-TEN 7 (:47) (Shotgun) M.Barkley pass incomplete short right to J.Bellamy.
 2-7-TEN 7 (:42) (Shotgun) M.Barkley pass incomplete short middle to D.Brown (W.Woodyard).
 3-7-TEN 7 (:38) (Shotgun) M.Barkley pass incomplete short left to D.Thompson (B.McCain) [K.Byard].
 4-7-TEN 7 (:34) (Shotgun) M.Barkley pass incomplete short middle to D.Thompson [K.Byard].

Tennessee Titans at 0:29

1-10-TEN 7 (:29) M.Mariota kneels to TEN 6 for -1 yards.

END OF QUARTER

	Score	Time Poss	First Downs				Efficiencies	
			R	P	X	T	3 Down	4 Down
Tennessee Titans	27	4:42	0	0	0	0	0/3	0/0
Chicago Bears	21	10:18	1	13	0	14	5/7	1/2

Miscellaneous Statistics Report

Tennessee Titans vs Chicago Bears

11/27/2016 at Soldier Field

Ten Longest Plays for Tennessee Titans

Yards	Qtr	Play Start	Play Description
38	1	1-10-TEN 39	(3:10) (Shotgun) M.Mariota pass deep middle to D.Walker to CHI 23 for 38 yards (C.LeBlanc).
35	3	2-21-CHI 49	(:05) (Shotgun) M.Mariota pass deep left to H.Douglas to CHI 14 for 35 yards (B.Callahan).
29	2	3-10-CHI 29	(1:23) (Shotgun) M.Mariota pass deep middle to R.Matthews for 29 yards, TOUCHDOWN.
29	3	3-1-CHI 35	(7:09) (Shotgun) M.Mariota right tackle to CHI 6 for 29 yards (D.Bush).
25	2	1-10-TEN 46	(1:47) M.Mariota pass deep middle to H.Douglas to CHI 29 for 25 yards (B.Callahan).
24	3	1-10-TEN 20	(10:36) (Shotgun) M.Mariota pass short right to R.Matthews pushed ob at TEN 44 for 24 yards (B.Callahan).
17	2	1-10-CHI 26	(11:16) D.Henry left guard to CHI 9 for 17 yards (D.Bush).
16	4	3-25-CHI 29	(14:37) (Shotgun) M.Mariota pass short left to D.Murray to CHI 13 for 16 yards (A.Amos).
14	2	1-10-CHI 40	(12:02) (Shotgun) M.Mariota pass short right to D.Murray to CHI 26 for 14 yards (C.Washington).
11	1	1-10-CHI 11	(:10) D.Henry left tackle for 11 yards, TOUCHDOWN.

Ten Longest Plays for Chicago Bears

Yards	Qtr	Play Start	Play Description
23	1	3-14-CHI 12	(9:30) (Shotgun) M.Barkley pass short left to J.Howard to CHI 35 for 23 yards (J.McCourtly).
23	4	1-10-TEN 30	(1:04) (No Huddle, Shotgun) M.Barkley pass deep left to M.Wilson to TEN 7 for 23 yards (L.Sims).
22	1	2-10-CHI 35	(8:43) J.Howard left end pushed ob at TEN 43 for 22 yards (R.Johnson).
21	4	2-10-CHI 49	(1:29) (Shotgun) M.Barkley pass deep middle to M.Wilson to TEN 30 for 21 yards (D.Searcy).
19	4	3-10-CHI 46	(5:49) (Shotgun) M.Barkley pass short middle to M.Wilson to TEN 35 for 19 yards (K.Byard).
18	1	3-7-TEN 27	(6:12) (Shotgun) M.Barkley pass short middle to M.Wilson to TEN 9 for 18 yards (J.McCourtly) [B.Orakpo].
17	3	2-9-TEN 23	(12:08) (Shotgun) M.Barkley pass short right to M.Wilson to TEN 6 for 17 yards (B.McCain).
15	4	2-10-CHI 31	(6:29) (Shotgun) M.Barkley pass short left to J.Howard to CHI 46 for 15 yards (D.Morgan).
15	4	1-15-TEN 29	(4:08) (Shotgun) M.Barkley pass short right to J.Bellamy to TEN 14 for 15 yards (P.Cox) [D.Bass].
14	3	1-10-TEN 38	(13:17) M.Barkley pass short right to B.Braunecker to TEN 24 for 14 yards (K.Byard).

Touchdown Scoring Information

		Offense	Defense	Special Teams
VISITOR	Tennessee Titans	3	0	0
HOME	Chicago Bears	3	0	0

Player Scoring Information

Club	Player	TD	Rush TD	Rec TD	KO TD	Punt TD	Int TD	Fum TD	Misc TD	FG	XP	2Pt Rush	2Pt Rec	Sfty	Points
TEN	R.Succop	0	0	0	0	0	0	0	0	2	3	0	0	0	9
TEN	D.Henry	0	1	0	0	0	0	0	0	0	0	0	0	0	6
TEN	D.Walker	0	0	1	0	0	0	0	0	0	0	0	0	0	6
TEN	R.Matthews	0	0	1	0	0	0	0	0	0	0	0	0	0	6
CHI	D.Brown	0	0	1	0	0	0	0	0	0	0	0	0	0	6
CHI	D.Thompson	0	0	1	0	0	0	0	0	0	0	0	0	0	6
CHI	M.Wilson	0	0	1	0	0	0	0	0	0	0	0	0	0	6
CHI	C.Barth	0	0	0	0	0	0	0	0	0	3	0	0	0	3

Possession Detail

	First Half		Second Half		Game	
	Visitor	Home	Visitor	Home	Visitor	Home
Largest Lead	14	7	20	0	20	7
Drives Leading	3	0	5	0	8	0
Time of Possession Leading	4:12	0:00	13:09	0:00	17:21	0:00
Largest Deficit	-7	-14	0	-20	-7	-20
Drives Trailing	1	3	0	5	1	8
Time of Possession Trailing	4:23	4:59	0:00	16:51	4:23	21:50
Times Score Tied Up		1		0		1
Lead Changes		2		0		2

Playtime Percentage

Percent of playtime per player on offense, defense and special teams

Tennessee Titans

Chicago Bears

		Tennessee Titans				Chicago Bears					
		Offense	Defense	Special Teams				Offense	Defense	Special Teams	
Q Spain	G	58	100%	5	19%	T Larsen	C	80	100%	3	12%
J Conklin	T	58	100%	5	19%	B Massie	T	80	100%	3	12%
T Lewan	T	58	100%	5	19%	E Kush	G	80	100%	3	12%
B Jones	C	58	100%	1	4%	C Leno	T	80	100%	3	12%
M Mariota	QB	58	100%			M Barkley	QB	80	100%		
J Kline	G	58	100%			C Whitehair	G	80	100%		
R Matthews	WR	51	88%			C Meredith	WR	69	86%		
D Murray	RB	51	88%			J Howard	RB	53	66%		
D Walker	TE	47	81%	2	8%	D Brown	TE	49	61%	6	23%
T Sharpe	WR	41	71%			M Wilson	WR	47	59%		
A Fasano	TE	27	47%	7	27%	J Bellamy	WR	46	58%	17	65%
J Fowler	FB	17	29%	5	19%	D Thompson	WR	42	52%	9	35%
K Wright	WR	16	28%	2	8%	L Paulsen	TE	33	41%	9	35%
D Henry	RB	14	24%			J Langford	RB	23	29%		
H Douglas	WR	11	19%			B Braunecker	TE	15	19%	14	54%
D Kelly	T	10	17%	4	15%	E Royal	WR	12	15%	4	15%
J Amaro	TE	5	9%			P Lasike	FB	7	9%	9	35%
B Orakpo	LB		73 91%			K Carey	RB	4	5%	10	38%
D Morgan	LB		67 84%			A Amos	FS		58 100%	5	19%
W Woodyard	LB		62 78%	9	35%	A Hicks	DE		57 98%	5	19%
A Williamson	LB		60 75%	3	12%	C LeBlanc	CB		56 97%	3	12%
K Byard	FS		59 74%	21	81%	T Porter	CB		56 97%	1	4%
B McCain	CB		58 72%	10	38%	D Trevathan	LB		55 95%	1	4%
D Searcy	SS		56 70%	13	50%	D Bush	SS		55 95%		
P Cox	CB		56 70%	1	4%	N Kwiatkoski	LB		54 93%	5	19%
D Jones	DE		51 64%	8	31%	W Young	LB		50 86%	6	23%
R Johnson	FS		47 59%	4	15%	P McPhee	LB		36 62%		
J Casey	DT		43 54%	2	8%	E Goldman	NT		32 55%	1	4%
K Klug	DT		40 50%	11	42%	S Acho	LB		31 53%	10	38%
L Sims	CB		39 49%	17	65%	C Washington	DE		28 48%	1	4%
S Spence	LB		38 48%	8	31%	C Wilson	DE		25 43%	9	35%
J McCourty	CB		34 42%	1	4%	B Callahan	CB		22 38%		
A Blake	CB		29 36%	19	73%	J Bullard	DE		14 24%	5	19%
A Johnson	NT		25 31%	5	19%	C Prosinski	FS		3 5%	22	85%
A Woods	NT		23 29%	1	4%	J Timu	LB		2 3%	19	73%
D Bass	LB		13 16%	17	65%	H Jones-Quartey	SS		2 3%	14	54%
A Wallace	LB		7 9%	12	46%	D Hurst	CB		2 3%	12	46%
N Palmer	LB			18	69%	J Anderson	LB			22	85%
A Andrews	RB			15	58%	S McManis	CB			22	85%
C Riley	CB			12	46%	C Barth	K			7	27%
R Succop	K			11	42%	P Scales	LS			7	27%
B Kern	P			9	35%	P O'Donnell	P			7	27%
B Brinkley	LS			9	35%	C Jones	LB			6	23%
M Mariani	WR			8	31%	C Edison	C			3	12%
B Schwenke	C			5	19%						

