



CHIEFS

ROSTER, DEPTH & TRANSACTIONS

THIS IS CHIEFS KINGDOM

2016 KANSAS CITY CHIEFS ALPHABETICAL ROSTER

(As of November 29, 2016)

NO.	NAME	POS.	HT.	WT.	AGE	EXP.	COLLEGE	HOW ACQ.	HOMETOWN
27	Acker, Kenneth	CB	6-0	195	24	3	SMU	T (SF)-16	Portland, Ore.
57	Alexander, D.J.	LB	6-2	233	25	2	Oregon State	D5a-15	Palm Desert, Calif.
29	Berry, Eric	S	6-0	212	27	7	Tennessee	D1-10	Fairburn, Ga.
9	Bray, Tyler	QB	6-6	215	24	4	Tennessee	CFA-13	Kingsburg, Calif.
2	Colquitt, Dustin	P	6-3	210	34	12	Tennessee	D3-05	Knoxville, Tenn.
17	Conley, Chris	WR	6-3	205	24	2	Georgia	D3a-15	Dallas, Ga.
34	Davis, Knile	RB	5-10	227	25	4	Arkansas	D3b-13	Missouri City, Texas
76	Duvernay-Tardif, Laurent	G	6-5	321	25	3	McGill	D6b-14	Montreal, Quebec
72	Fisher, Eric	T	6-7	315	25	4	Central Michigan	D1-13	Rochester, Mich.
4	Foles, Nick	QB	6-6	243	27	5	Arizona	FA-16	Austin, Texas
55	Ford, Dee	LB	6-2	252	25	3	Auburn	D1-14	Odenville, Ala.
73	Fulton, Zach	OL	6-5	316	25	3	Tennessee	D6a-14	Homewood, Ill.
23	Gaines, Phillip	CB	6-0	193	25	3	Rice	D3-14	Converse, Texas
91	Hali, Tamba	LB	6-3	275	32	11	Penn State	D1-06	Teaneck, N.J.
84	Harris, Demetrius	TE	6-7	230	25	3	UW-Milwaukee	CFA-13	Little Rock, Ark.
10	Hill, Tyreek	WR	5-10	185	22	R	West Alabama	D5b-16	Pearson, Ga.
50	Houston, Justin	LB	6-3	258	27	6	Georgia	D3-11	Statesboro, Ga.
96	Howard, Jaye	DL	6-3	301	27	5	Florida	W (SEA)-13	Apopka, Fla.
94	Jenkins, Jarvis	DL	6-4	300	28	6	Clemson	FA-16	Clemson, S.C.
56	Johnson, Derrick	LB	6-3	242	34	12	Texas	D1-05	Waco, Texas
95	Jones, Chris	DL	6-6	310	22	R	Mississippi State	D2-16	Houston, Miss.
87	Kelce, Travis	TE	6-5	260	27	4	Cincinnati	D3a-13	Cleveland Heights, Ohio
19	Maclin, Jeremy	WR	6-0	198	28	8	Missouri	UFA-15	Kirkwood, Mo.
39	Mitchell, Terrance	CB	5-11	190	24	3	Oregon	FA-16	Sacramento, Calif.
61	Morse, Mitch	C	6-6	305	24	2	Missouri	D2-15	Austin, Texas
21	Murray, Eric	DB	5-11	199	22	R	Minnesota	D4b-16	Milwaukee, Wis.
20	Nelson, Steven	CB	5-11	194	23	2	Oregon State	D3b-15	Warner Robins, Ga.
52	Nicolas, Dadi	LB	6-3	235	24	R	Virginia Tech	D6b-16	Port-au-Prince, Haiti
99	Nunez-Roches, Rakeem	DL	6-2	307	23	2	Southern Miss	D6-15	Dangriga, Belize
80	O'Shaughnessy, James	TE	6-4	245	24	2	Illinois State	D5b-15	Naperville, Ill.
38	Parker, Ron	DB	6-0	206	29	6	Newberry	W (SEA)-13	St. Helena Island, S.C.
68	Person, Mike	OL	6-4	300	28	6	Montana State	FA-16	Glendive, Mont.
22	Peters, Marcus	CB	6-0	197	23	2	Washington	D1-15	Oakland, Calif.
92	Poe, Dontari	DT	6-3	346	26	5	Memphis	D1-12	Memphis, Tenn.
75	Reid, Jah	T	6-7	325	28	6	UCF	FA-15	Haines City, Fla.
98	Reyes, Kendall	DE	6-4	300	27	5	Connecticut	FA-16	Nashua, New Hampshire
14	Robinson, Demarcus	WR	6-1	203	22	R	Florida	D4c-16	Fort Valley, Ga.
5	Santos, Cairo	K	5-8	160	25	3	Tulane	CFA-14	St. Augustine, Fla.
71	Schwartz, Mitchell	T	6-5	320	27	5	California	UFA-16	Pacific Palisades, Calif.
42	Sherman, Anthony	FB	5-10	242	27	6	Connecticut	T (ARI)-13	North Attleborough, Mass.
11	Smith, Alex	QB	6-4	217	32	12	Utah	T (SF)-13	La Mesa, Calif.
48	Smith, Terrance	LB	6-2	235	23	R	Florida State	CFA-16	Decatur, Ga.
49	Sorensen, Daniel	S	6-2	208	26	3	BYU	CFA-14	Colton, Calif.
13	Thomas, De'Anthony	WR	5-8	176	23	3	Oregon	D4-14	Los Angeles, Calif.
88	Travis, Ross	TE	6-7	235	23	1	Penn State	CFA-15	Chaska, Minn
32	Ware, Spencer	RB	5-10	229	25	3	LSU	FA-14	Eunice, La.
35	West, Charcandrick	RB	5-10	205	25	3	Abilene Christian	CFA-14	Springhill, La.
24	White, D.J.	CB	5-11	193	23	R	Georgia Tech	D6a-16	Atlanta, Ga.
12	Wilson, Albert	WR	5-9	200	24	3	Georgia State	CFA-14	Port St. Lucie, Fla.
53	Wilson, Ramik	LB	6-2	237	24	2	Georgia	D4-15	Tampa, Fla.
41	Winchester, James	LS	6-3	240	27	2	Oklahoma	FA-15	Washington, Okla.
70	Witzmann, Bryan	T	6-7	320	26	2	South Dakota State	W (DAL)-16	Houlton, Wis.
51	Zombo, Frank	LB	6-3	254	29	7	Central Michigan	UFA-13	Sterling Heights, Mich.
Practice Squad									
77	Barnes, T.J.	DL	6-7	364	26	3	Georgia Tech	FA-16	Montgomery, Ala.
67	Cheek, Joseph	OL	6-7	311	23	R	Texas A&M	FA-16	Seguin, Texas
65	Devey, Jordan	G	6-6	320	28	3	Memphis	W (SF)-16	American Fork, Utah
43	Hall, Jimmy	S	6-1	230	25	2	Northwestern	FA-16	Toledo, Ohio
85	Hammond Jr., Frankie	WR	6-1	184	26	3	Florida	CFA-13	Hallandale Beach, Fla.
15	Jones, Seantavius	WR	6-3	200	24	1	Valdosta State	FA-16	Tucker, Ga.
93	King, David	DL	6-4	281	26	2	Oklahoma	W (SEA)-15	Houston, Texas
44	Okine, Earl	LB	6-6	290	26	1	Florida	FA-16	Gainesville, Fla.
31	Reaves, Darrin	RB	5-10	215	23	2	UAB	FA-15	Birmingham, Ala.
8	Stave, Joel	QB	6-4	230	24	R	Wisconsin	FA-16	Greenfield, Wis.
Injured Reserve									
97	Bailey, Allen	DL	6-3	288	27	6	Miami (Fla.)	D3b-11	Sapelo Island, Ga.
25	Charles, Jamaal	RB	5-11	199	29	9	Texas	D3a-08	Port Arthur, Texas
6	Cook, Kenny	WR	6-4	218	24	1	Gardner-Webb	CFA-15	Cross Hill, S.C.
79	Ehinger, Parker	OL	6-6	310	23	R	Cincinnati	D4a-16	Rockford, Mich.
48	Harris, Vernon	CB	6-1	197	22	R	Dartmouth	CFA-16	Fort Lauderdale, Fla.
59	March-Lillard, Justin	LB	6-0	222	23	2	Akron	CFA-15	Danville, Ill.
90	Mauga, Josh	LB	6-1	245	29	7	Nevada	FA-14	Fallon, Nev.
40	Millard, Trey	FB	6-2	247	25	2	Oklahoma	FA-16	Columbia, Mo.

HEAD COACH: Andy Reid

OFFENSE: Brad Childress (Co-Offensive Coordinator); David Culley (Asst. Head Coach/Wide Receivers); Matt Nagy (Co-Offensive Coordinator); Eric Bieniemy (Running Backs); Joe Bleymaier (Offensive Quality Control); Andy Heck (Offensive Line); Corey Matthaei (Asst. Quarterbacks); Tom Melvin (Tight Ends).

DEFENSE: Bob Sutton (Defensive Coordinator); Mark DeLeone (Asst. Linebackers); Taylor Embree (Defensive Asst.); Gary Gibbs (Linebackers); Al Harris (Secondary/Cornerbacks); Britt Reid (Defensive Line); Mike Smith (Asst. Defensive Line); Emmitt Thomas (Defensive Backs).

SPECIALISTS: Dave Toub (Special Teams Coordinator); Brock Olivo (Asst. Special Teams).

MISCELLANEOUS: Tommy Brasher (Special Projects); Barry Rubin (Head Strength & Conditioning); Travis Crittenden (Asst. Strength & Conditioning); Ryan Reynolds (Asst. Strength & Conditioning); Devin Woodhouse (Asst. Strength & Conditioning); Mike Frazier (Statistical Analysis Coordinator); Kyle Childress (Senior Asst. to Head Coach).

2016 KANSAS CITY CHIEFS NUMERICAL ROSTER

(As of November 29, 2016)

NO.	NAME	POS.	HT.	WT.	AGE	EXP.	COLLEGE	HOW ACQ.	HOMETOWN
2	Dustin Colquitt	P	6-3	210	34	12	Tennessee	D3-05	Knoxville, Tenn.
4	Nick Foles	QB	6-6	243	27	5	Arizona	FA-16	Austin, Texas
5	Cairo Santos	K	5-8	160	25	3	Tulane	CFA-14	St. Augustine, Fla.
9	Tyler Bray	QB	6-6	215	24	4	Tennessee	CFA-13	Kingsburg, Calif.
10	Tyreek Hill	WR	5-10	185	22	R	West Alabama	D5b-16	Pearson, Ga.
11	Alex Smith	QB	6-4	217	32	12	Utah	T (SF)-13	La Mesa, Calif.
12	Albert Wilson	WR	5-9	200	24	3	Georgia State	CFA-14	Port St. Lucie, Fla.
13	De'Anthony Thomas	WR	5-8	176	23	3	Oregon	D4-14	Los Angeles, Calif.
14	Demarcus Robinson	WR	6-1	203	22	R	Florida	D4c-16	Fort Valley, Ga.
17	Chris Conley	WR	6-3	205	24	2	Georgia	D3a-15	Dallas, Ga.
19	Jeremy Maclin	WR	6-0	198	28	8	Missouri	UFA-15	Kirkwood, Mo.
20	Steven Nelson	CB	5-11	194	23	2	Oregon State	D3b-15	Warner Robins, Ga.
21	Eric Murray	DB	5-11	199	22	R	Minnesota	D4b-16	Milwaukee, Wis.
22	Marcus Peters	CB	6-0	197	23	2	Washington	D1-15	Oakland, Calif.
23	Phillip Gaines	CB	6-0	193	25	3	Rice	D3-14	Converse, Texas
24	D.J. White	CB	5-11	193	23	R	Georgia Tech	D6a-16	Atlanta, Ga.
27	Kenneth Acker	CB	6-0	195	24	3	SMU	T(SF)-16	Portland, Ore.
29	Eric Berry	S	6-0	212	27	7	Tennessee	D1-10	Fairburn, Ga.
32	Spencer Ware	RB	5-10	229	25	3	LSU	FA-14	Eunice, La.
34	Knile Davis	RB	5-10	227	25	4	Arkansas	D3b-13	Missouri City, Texas
35	Charcandrick West	RB	5-10	205	25	3	Abilene Christian	CFA-14	Springhill, La.
38	Ron Parker	DB	6-0	206	29	6	Newberry	W (SEA)-13	St. Helena Island, S.C.
39	Terrance Mitchell	CB	5-11	190	24	3	Oregon	FA-16	Sacramento, Calif.
41	James Winchester	LS	6-3	240	27	2	Oklahoma	FA-15	Washington, Okla.
42	Anthony Sherman	FB	5-10	242	27	6	Connecticut	T (ARI)-13	North Attleborough, Mass.
48	Terrance Smith	LB	6-2	235	23	R	Florida State	CFA-16	Decatur, Ga.
49	Daniel Sorensen	S	6-2	208	26	3	BYU	CFA-14	Colton, Calif.
50	Justin Houston	LB	6-3	258	27	6	Georgia	D3-11	Statesboro, Ga.
51	Frank Zombo	LB	6-3	254	29	7	Central Michigan	UFA-13	Sterling Heights, Mich.
52	Dadi Nicolas	LB	6-3	235	24	R	Virginia Tech	D6b-16	Port-au-Prince, Haiti
53	Ramik Wilson	LB	6-2	237	24	2	Georgia	D4-15	Tampa, Fla.
55	Dee Ford	LB	6-2	252	25	3	Auburn	D1-14	Odenville, Ala.
56	Derrick Johnson	LB	6-3	242	34	12	Texas	D1-05	Waco, Texas
57	D.J. Alexander	LB	6-2	233	25	2	Oregon State	D5a-15	Palm Desert, Calif.
61	Mitch Morse	C	6-6	305	24	2	Missouri	D2-15	Austin, Texas
68	Mike Person	OL	6-4	300	28	6	Montana State	FA-16	Glendive, Mont.
70	Bryan Witzmann	T	6-7	320	26	2	South Dakota State	W (DAL)-16	Houlton, Wis.
71	Mitchell Schwartz	T	6-5	320	27	5	California	UFA-16	Pacific Palisades, Calif.
72	Eric Fisher	T	6-7	315	25	4	Central Michigan	D1-13	Rochester, Mich.
73	Zach Fulton	OL	6-5	316	25	3	Tennessee	D6a-14	Homewood, Ill.
75	Jah Reid	T	6-7	325	28	6	UCF	FA-15	Haines City, Fla.
76	Laurent Duvernay-Tardif	G	6-5	321	25	3	McGill	D6b-14	Montreal, Quebec
80	James O'Shaughnessy	TE	6-4	245	24	2	Illinois State	D5b-15	Naperville, Ill.
84	Demetrius Harris	TE	6-7	230	25	3	UW-Milwaukee	CFA-13	Little Rock, Ark.
87	Travis Kelce	TE	6-5	260	27	4	Cincinnati	D3a-13	Cleveland Heights, Ohio
88	Ross Travis	TE	6-7	235	23	1	Penn State	CFA-15	Chaska, Minn.
91	Tamba Hali	LB	6-3	275	32	11	Penn State	D1-06	Teaneck, N.J.
92	Dontari Poe	DT	6-3	346	26	5	Memphis	D1-12	Memphis, Tenn.
94	Jarvis Jenkins	DL	6-4	300	28	6	Clemson	FA-16	Clemson, S.C.
95	Chris Jones	DL	6-6	310	22	R	Mississippi State	D2-16	Houston, Miss.
96	Jaye Howard	DL	6-3	301	27	5	Florida	W (SEA)-13	Apopka, Fla.
98	Kendall Reyes	DE	6-4	300	27	5	Connecticut	FA-16	Nashua, New Hampshire
99	Rakeem Nunez-Roches	DL	6-2	307	23	2	Southern Miss	D6-15	Dangriga, Belize
Practice Squad									
8	Joel Stave	QB	6-4	230	24	R	Wisconsin	FA-16	Greenfield, Wis.
15	Seantavious Jones	WR	6-3	200	24	1	Valdosta State	FA-16	Tucker, Ga.
31	Darrin Reaves	RB	5-10	215	23	2	UAB	FA-15	Birmingham, Ala.
43	Jimmy Hall	S	6-1	230	25	2	Northwestern	FA-16	Toledo, Ohio
44	Earl Okine	LB	6-6	290	26	1	Florida	FA-16	Gainesville, Fla.
65	Jordan Devey	G	6-6	320	28	3	Memphis	W (SF)-16	American Fork, Utah
67	Joseph Cheek	OL	6-7	311	23	R	Texas A&M	FA-16	Seguin, Texas
77	T.J. Barnes	DL	6-7	364	26	3	Georgia Tech	FA-16	Montgomery, Ala.
85	Frankie Hammond Jr.	WR	6-1	184	26	3	Florida	CFA-13	Hallandale Beach, Fla.
93	David King	DL	6-4	281	26	2	Oklahoma	W (SEA)-15	Houston, Texas
Injured Reserve									
6	Kenny Cook	WR	6-4	218	24	1	Gardner-Webb	CFA-15	Cross Hill, S.C.
25	Jamaal Charles	RB	5-11	199	29	9	Texas	D3a-08	Port Arthur, Texas
40	Trey Millard	FB	6-2	247	25	2	Oklahoma	FA-16	Columbia, Mo.
48	Vernon Harris	CB	6-1	197	22	R	Dartmouth	CFA-16	Fort Lauderdale, Fla.
59	Justin March-Lillard	LB	6-0	222	23	2	Akron	CFA-15	Danville, Ill.
79	Parker Ehinger	OL	6-6	310	23	R	Cincinnati	D4a-16	Rockford, Mich.
90	Josh Mauga	LB	6-1	245	29	7	Nevada	FA-14	Fallon, Nev.
97	Allen Bailey	DL	6-3	288	27	6	Miami (Fla.)	D3b-11	Sapelo Island, Ga.

HEAD COACH: Andy Reid

OFFENSE: Brad Childress (Co-Offensive Coordinator); David Culley (Asst. Head Coach/Wide Receivers); Matt Nagy (Co-Offensive Coordinator); Eric Bieniemy (Running Backs); Joe Bleymaier (Offensive Quality Control); Andy Heck (Offensive Line); Corey Mattheai (Asst. Quarterbacks); Tom Melvin (Tight Ends).

DEFENSE: Bob Sutton (Defensive Coordinator); Mark DeLeone (Asst. Linebackers); Taylor Embree (Defensive Asst.); Gary Gibbs (Linebackers); Al Harris (Secondary/Cornerbacks); Britt Reid (Defensive Line); Mike Smith (Asst. Defensive Line); Emmitt Thomas (Defensive Backs).

SPECIALISTS: Dave Toub (Special Teams Coordinator); Brock Olivo (Asst. Special Teams).

MISCELLANEOUS: Tommy Brasher (Special Projects); Barry Rubin (Head Strength & Conditioning); Travis Crittenden (Asst. Strength & Conditioning); Ryan Reynolds (Asst. Strength & Conditioning); Devin Woodhouse (Asst. Strength & Conditioning); Mike Frazier (Statistical Analysis Coordinator); Kyle Childress (Senior Asst. to Head Coach).

2016 KANSAS CITY CHIEFS POSITION-BY-POSITION ROSTER*(As of November 29, 2016)***QUARTERBACKS (3)**

NO.	NAME	POS.	HT.	WT.	AGE	EXP.	COLLEGE	HOMETOWN	HOW ACQ.
9	Bray, Tyler	QB	6-6	215	24	4	Tennessee	Kingsburg, Calif	CFA-13
4	Foles, Nick	QB	6-6	243	27	5	Arizona	Austin, Texas	FA-16
11	Smith, Alex	QB	6-4	217	32	12	Utah	La Mesa, Calif.	T (SF)-13

RUNNING BACKS (4)

NO.	NAME	POS.	HT.	WT.	AGE	EXP.	COLLEGE	HOMETOWN	HOW ACQ.
34	Davis, Knile	RB	5-10	227	25	4	Arkansas	Missouri City, Texas	D3b-13
42	Sherman, Anthony	FB	5-10	242	27	6	Connecticut	North Attleborough, Mass.	T (ARI)-13
32	Ware, Spencer	RB	5-10	229	25	3	LSU	Eunice, La.	FA-14
35	West, Charcandrick	RB	5-10	205	25	3	Abilene Christian	Springhill, La.	CFA-14

WIDE RECEIVERS (6)

NO.	NAME	POS.	HT.	WT.	AGE	EXP.	COLLEGE	HOMETOWN	HOW ACQ.
17	Conley, Chris	WR	6-3	205	24	2	Georgia	Dallas, Ga.	D3a-15
10	Hill, Tyreek	RB	5-10	185	22	R	West Alabama	Pearson, Ga.	D5b-16
19	Maclin, Jeremy	WR	6-0	198	28	8	Missouri	Kirkwood, Mo.	UFA-15
14	Robinson, Demarcus	WR	6-1	203	22	R	Florida	Fort Valley, Ga.	D4c-16
13	Thomas, De'Anthony	WR	5-8	176	23	3	Oregon	Los Angeles, Calif.	D4-14
12	Wilson, Albert	WR	5-9	200	24	3	Georgia State	Port St. Lucie, Fla.	CFA-14

TIGHTENDS (4)

NO.	NAME	POS.	HT.	WT.	AGE	EXP.	COLLEGE	HOMETOWN	HOW ACQ.
84	Harris, Demetrius	TE	6-7	230	25	3	UW-Milwaukee	Little Rock, Ark.	CFA-13
87	Kelce, Travis	TE	6-5	260	25	4	Cincinnati	Cleveland Heights, Ohio	D3a-13
80	O'Shaughnessy, James	TE	6-4	245	24	2	Illinois State	Naperville, Ill.	D5b-15
88	Travis, Ross	TE	6-7	235	23	1	Penn State	Chaska, Minn	CFA-15

OFFENSIVE LINE (8)

NO.	NAME	POS.	HT.	WT.	AGE	EXP.	COLLEGE	HOMETOWN	HOW ACQ.
76	Duvernay-Tardif, Laurent	G	6-5	321	25	3	McGill	Montreal, Quebec	D6b-14
72	Fisher, Eric	T	6-7	315	25	4	Central Michigan	Rochester, Mich.	D1-13
73	Fulton, Zach	OL	6-5	316	25	3	Tennessee	Homewood, Ill.	D6a-14
61	Morse, Mitch	C	6-6	305	24	2	Missouri	Austin, Texas	D2-15
68	Person, Mike	OL	6-4	300	28	6	Montana State	Glendive, Mont.	FA-16
75	Reid, Jah	T	6-7	325	28	6	UCF	Haines City, Fla.	FA-15
71	Schwartz, Mitchell	T	6-5	320	27	5	California	Pacific Palisades, Calif.	UFA-16
70	Witzmann, Bryan	T	6-7	320	26	2	South Dakota State	Houlton, Wis.	W (DAL)-16

DEFENSIVE LINE (6)

NO.	NAME	POS.	HT.	WT.	AGE	EXP.	COLLEGE	HOMETOWN	HOW ACQ.
96	Howard, Jaye	DL	6-3	301	27	5	Florida	Apopka, Fla.	W (SEA)-13
94	Jenkins, Jarvis	DL	6-4	300	28	6	Clemson	Clemson, S.C.	FA-16
95	Jones, Chris	DL	6-6	310	22	R	Mississippi State	Houston, Miss.	D2-16
99	Nunez-Roches, Rakeem	DL	6-2	307	23	2	Southern Miss	Dangriga, Belize	D6-15
92	Poe, Dontari	DT	6-3	346	26	5	Memphis	Memphis, Tenn.	D1-12
98	Reyes, Kendall	DE	6-4	300	27	5	Connecticut	Nashua, New Hampshire	FA-16

LINEBACKERS (9)

NO.	NAME	POS.	HT.	WT.	AGE	EXP.	COLLEGE	HOMETOWN	HOW ACQ.
57	Alexander, D.J.	LB	6-2	233	25	2	Oregon State	Palm Desert, Calif.	D5a-15
55	Ford, Dee	LB	6-2	252	25	3	Auburn	Odenville, Ala.	D1-14
91	Hali, Tamba	LB	6-3	275	32	11	Penn State	Teaneck, N.J.	D1-06
50	Houston, Justin	LB	6-3	258	27	6	Georgia	Statesboro, Ga.	D3-11
56	Johnson, Derrick	LB	6-3	242	34	12	Texas	Waco, Texas	D1-05
52	Nicolas, Dadi	LB	6-3	235	24	R	Virginia Tech	Port-au-Prince, Haiti	D6b-16
48	Smith, Terrance	LB	6-2	235	23	R	Florida State	Decatur, Ga.	CFA-16
53	Wilson, Ramik	LB	6-2	237	24	2	Georgia	Tampa, Fla.	D4-15
51	Zombo, Frank	LB	6-3	254	29	7	Central Michigan	Sterling Heights, Mich.	UFA-13

DEFENSIVE BACKS (10)

NO.	NAME	POS.	HT.	WT.	AGE	EXP.	COLLEGE	HOMETOWN	HOW ACQ.
27	Acker, Kenneth	CB	6-0	195	24	3	SMU	Portland, Ore.	T (SF)-16
29	Berry, Eric	S	6-0	212	27	7	Tennessee	Fairburn, Ga.	D1-10
23	Gaines, Phillip	CB	6-0	193	25	3	Rice	Converse, Texas	D3-14
39	Mitchell, Terrance	CB	5-11	190	24	3	Oregon	Sacramento, Calif.	FA-16
21	Murray, Eric	DB	5-11	199	22	R	Minnesota	Milwaukee, Wis.	D4b-16
20	Nelson, Steven	CB	5-11	194	23	2	Oregon State	Warner Robins, Ga.	D3b-15
38	Parker, Ron	DB	6-0	206	29	6	Newberry	St. Helena Island, S.C.	W (SEA)-13
22	Peters, Marcus	CB	6-0	197	23	2	Washington	Oakland, Calif.	D1-15
49	Sorensen, Daniel	S	6-2	208	26	3	BYU	Colton, Calif.	CFA-14
24	White, D.J.	CB	5-11	193	23	R	Georgia Tech	Atlanta, Ga.	D6a-16

SPECIALISTS (3)

NO.	NAME	POS.	HT.	WT.	AGE	EXP.	COLLEGE	HOMETOWN	HOW ACQ.
2	Colquitt, Dustin	P	6-3	210	34	12	Tennessee	Knoxville, Tenn.	D3-05
5	Santos, Cairo	K	5-8	160	25	3	Tulane	St. Augustine, Fla.	CFA-14
41	Winchester, James	LS	6-3	240	27	2	Oklahoma	Washington, Okla.	FA-15

2016 KANSAS CITY CHIEFS UNOFFICIAL DEPTH CHART

(As of November 29, 2016)

OFFENSE

WR	19 Jeremy Maclin	<u>10 Tyreek Hill</u>	13 De'Anthony Thomas
LT	72 Eric Fisher	70 Bryan Witzmann	
LG	73 Zach Fulton	68 Mike Person	
C	61 Mitch Morse		
RG	76 Laurent Duvernay-Tardif		
RT	71 Mitchell Schwartz	75 Jah Reid	
TE	87 Travis Kelce	84 Demetrius Harris	88 Ross Travis
WR	17 Chris Conley	12 Albert Wilson	<u>14 Demarcus Robinson</u>
QB	11 Alex Smith	4 Nick Foles	9 Tyler Bray
RB	32 Spencer Ware	35 Charcandrick West	34 Knile Davis
FB	42 Anthony Sherman	32 Spencer Ware	

DEFENSE

LDE	96 Jaye Howard	98 Kendall Reyes	
NT	92 Dontari Poe		
RDE	<u>95 Chris Jones</u>	99 Rakeem Nunez-Roches	94 Jarvis Jenkins
LOLB	55 Dee Ford	<u>52 Dadi Nicolas</u>	50 Justin Houston
LILB	56 Derrick Johnson	57 D.J. Alexander	
RILB	53 Ramik Wilson	<u>48 Terrance Smith</u>	
ROLB	91 Tamba Hali	51 Frank Zombo	
LCB	22 Marcus Peters	<u>24 D.J. White</u>	39 Terrance Mitchell
RCB	23 Phillip Gaines	20 Steven Nelson	27 Kenneth Acker
SS	29 Eric Berry	49 Daniel Sorensen	
FS	38 Ron Parker	<u>21 Eric Murray</u>	

SPECIALISTS

P	2 Dustin Colquitt	5 Cairo Santos
K	5 Cairo Santos	2 Dustin Colquitt
KO	5 Cairo Santos	2 Dustin Colquitt
LS	41 James Winchester	
H	2 Dustin Colquitt	
PR	<u>10 Tyreek Hill</u>	13 De'Anthony Thomas
KR	<u>10 Tyreek Hill</u>	

Rookies Underlined

Reads Left to Right, Top Line then Bottom

PRONUNCIATION GUIDE

Laurent Duvernay-Tardif	Doo-ver-nay Tar-diff
Tamba Hali	TOM-buh HA-LEE
Travis Kelce	Kel-SEE
Dontari Poe	Don-TAR-ee
Charcandrick West	Char-can-drick
Knile Davis	Nile
Dadi Nicolas	Daddy

HOW THE 2016 CHIEFS WERE BUILT

(As of November 29, 2016)

YEAR	DRAFT	FREE AGENTS	TRADE/WAIVERS
2005	LB Derrick Johnson (1) P Dustin Colquitt (3)		
2006	LB Tamba Hali (1)		
2007			
2008			
2009			
2010	S Eric Berry (1)		
2011	LB Justin Houston (3)		
2012	DT Dontari Poe (1)		
2013	T Eric Fisher (1) TE Travis Kelce (3a) RB Knile Davis (3b)	QB Tyler Bray (CFA) TE Demetrius Harris (CFA) LB Frank Zombo (UFA)	FB Anthony Sherman (T/ARI) QB Alex Smith (T/SF) DB Ron Parker (W/SEA) DL Jaye Howard (W/SEA)
2014	LB Dee Ford (1) CB Phillip Gaines (3) WR De'Anthony Thomas (4) G Zach Fulton (6a) G Laurent Duvernay-Tardif (6b)	K Cairo Santos (CFA) S Daniel Sorensen (CFA) RB Spencer Ware (FA) RB Charcandrick West (FA) WR Albert Wilson (CFA)	
2015	CB Marcus Peters (1) C Mitch Morse (2) WR Chris Conley (3a) CB Steven Nelson (3b) LB Ramik Wilson (4) LB D.J. Alexander (5a) TE James O'Shaughnessy (5b) DL Rakeem Nunez-Roches (6a)	WR Jeremy Maclin (UFA) T Jah Reid (FA) TE Ross Travis (CFA) LS James Winchester (FA)	
2016	DL Chris Jones (2) DB Eric Murray (4b) WR Demarcus Robinson (4c) WR Tyreek Hill (5b) DB D.J. White (6a) LB Dadi Nicolas (6b)	QB Nick Foles (FA) DL Jarvis Jenkins (FA) CB Terrance Mitchell (FA) OL Mike Person (FA) DE Kendall Reyes (FA) LB Terrance Smith (CFA) T Mitchell Schwartz (UFA)	CB Kenneth Acker (T/SF) T Bryan Witzmann (W/DAL)
<u>TOTAL ROSTER BREAKDOWN</u>		3 Unrestricted Free Agents 9 Free Agents 7 College Free Agents	3 Waiver Claims 3 Trades
28 Draft Choices			

CHIEFS 2016 ROSTER BY EXPERIENCE

(As of November 29, 2016)

12th Year (3)

P Dustin Colquitt
LB Derrick Johnson
QB Alex Smith

11th Year (1)

LB Tamba Hali

8th Year (1)

WR Jeremy Maclin

7th Year (2)

S Eric Berry
LB Frank Zombo

6th Year (6)

LB Justin Houston
DL Jarvis Jenkins
DB Ron Parker
OL Mike Person
T Jah Reid
FB Anthony Sherman

5th Year (5)

QB Nick Foles
DL Jaye Howard
DT Dontari Poe
DE Kendall Reyes
T Mitchell Schwartz

4th Year (4)

QB Tyler Bray
RB Knile Davis
T Eric Fisher
TE Travis Kelce

3rd Year (13)

CB Kenneth Acker
G Laurent Duvernay-Tardif
LB Dee Ford
G Zach Fulton
CB Phillip Gaines
TE Demetrius Harris
CB Terrance Mitchell
K Cairo Santos
S Daniel Sorensen
WR De'Anthony Thomas
RB Spencer Ware
RB Charcandrick West
WR Albert Wilson

1st Year (1)

TE Ross Travis

Rookies (7)

WR Tyreek Hill
DL Chris Jones
DB Eric Murray
LB Dadi Nicolas
WR Demarcus Robinson
LB Terrance Smith
DB D.J. White

2nd Year (10)

LB D.J. Alexander
WR Chris Conley
C Mitch Morse
CB Steven Nelson
DL Rakeem Nunez-Roches
TE James O'Shaughnessy
CB Marcus Peters
LB Ramik Wilson
LS James Winchester
T Bryan Witzmann

[Overall selection in brackets]

1st Round (9)

[1] QB Alex Smith (2005 - SF), [1] T Eric Fisher (2013), [5] S Eric Berry (2010), [11] DT Dontari Poe (2012), [15] LB Derrick Johnson (2005), [18] CB Marcus Peters (2015), [19] WR Jeremy Maclin (2009 - PHI), [20] LB Tamba Hali (2006), [23] LB Dee Ford (2014).

2nd Round (5)

[41] DL Jarvis Jenkins (2011-WASH), [37] Mitchell Schwartz (2012 - CLE), [37] DL Chris Jones (2016), [49] C Mitch Morse (2015), [49] DE Kendall Reyes (2012-SD).

3rd Round (9)

[70] LB Justin Houston (2011), [63] TE Travis Kelce (2013), [76] WR Chris Conley (2015), [85] T Jah Reid (2011 - BAL), [87] CB Phillip Gaines (2014), [88] QB Nick Foles (2012- PHI), [98] CB Steven Nelson (2015), [99] P Dustin Colquitt (2005), [96] RB Knile Davis (2016).

4th Round (5)

[106] DB Eric Murray (2016), [114] DL Jaye Howard (2012 - SEA), [124] WR De'Anthony Thomas (2014), [118] LB Ramik Wilson (2014), [126] WR Demarcus Robinson (2016).

5th Round (4)

[136] FB Anthony Sherman (2011 - ARI), [165] WR Tyreek Hill (2016), [172] LB D.J. Alexander (2015), [173] TE James O'Shaughnessy (2015).

6th Round (7)

[180] DB Kenneth Acker (2014-SF), [178] DB D.J. White (2016), RB Spencer Ware (2013 - SEA), [200] G Laurent Duvernay-Tardif (2014), [193] OL Zach Fulton (2014), [217] Rakeem Nunez-Roches, [203] LB Dadi Nicolas (2016).

7th Round (2)

[239] OL Mike Person (2011-SF), [254] CB Terrance Mitchell (2014- DAL).

Undrafted (12)

LB Frank Zombo (2010 - GB), DB Ron Parker (2011 - SEA), QB Tyler Bray (2013), TE Demetrius Harris (2013), LS James Winchester (2013 - PHI), K Cairo Santos (2014), S Daniel Sorensen (2014), WR Albert Wilson (2014), RB Charcandrick West (2014), TE Ross Travis (2015), LB Terrance Smith (2016), T Bryan Witzmann (2016- GB).

KANSAS CITY CHIEFS 2016 TRANSACTIONS

(as of 11/29/16)

Date	Player	Transaction
Jan. 5	MUNYER, Daniel, OL	Released from Practice Squad
Jan. 5	MUNYER, Daniel, OL	Signed
Jan. 5	COOK, Kenny, WR	Reserve/Future Signing
Jan. 5	DAVIS, Dominique, DE	Reserve/Future Signing
Jan. 5	GORDON, Cameron, LB	Reserve/Future Signing
Jan. 5	KOVACS, Jordan, S	Reserve/Future Signing
Jan. 5	MILLARD, Trey, FB	Reserve/Future Signing
Jan. 5	TA'AMU, Alameda, DT	Reserve/Future Signing
Jan. 5	LEMON, Ori, LB	Signed to the Practice Squad
Jan. 8	HARRIS, Demetrius, TE	Contract Extension
Jan. 13	LEWIS, Keith, DB	Reserve/Future Signing
Jan. 14	CARR, Deveron, DB	Reserve/Future Signing
Jan. 17	ADAMS, Tyrell, LB	Reserve/Future Signing
Jan. 17	BROWN, Da'Ron, WR	Reserve/Future Signing
Jan. 17	FRAGEL, Reid, OL	Reserve/Future Signing
Jan. 17	GIBSON, Laurence, OL	Reserve/Future Signing
Jan. 17	LIEDTKE, Michael, OL	Reserve/Future Signing
Jan. 17	REAVES, Darrin, RB	Reserve/Future Signing
Jan. 17	STATEN, Jimmy, DL	Reserve/Future Signing
Jan. 17	TRAVIS, Ross, TE	Reserve/Future Signing
Jan. 17	WILLIAMS, Fred, WR	Reserve/Future Signing
Jan. 29	KELCE, Travis, TE	Contract Extension
Feb. 2	MOORE, Kashif, WR	Reserve/Future Signing
Feb. 19	ROOKS, Tavon, T	Waived
Mar. 1	BERRY, Eric, S	Franchise Designation
Mar. 7	GRUBBS, Ben, G	Released
Mar. 9	HALI, Tamba, LB	Signed
Mar. 9	HOWARD, Jaye, DL	Signed
Mar. 9	KING, David, DL	Signed
Mar. 9	MASSAQUOI, Jonathan, LB	Signed
Mar. 9	ODABA, Efe, LB	Signed
Mar. 10	SCHWARTZ, Mitchell, T	Signed
Mar. 10	ZOMBO, Frank, LB	Signed
Mar. 10	JOHNSON, Derrick, LB	Signed
Mar. 11	FLEMING, Jamell, DB	Signed
Mar. 12	STREATER, Rod, WR	Signed
Mar. 18	KIERAS, Tautvydas, LB	Signed
Mar. 31	WEST, Charcandrick, RB	Signed
Mar. 31	WARE, Spencer, RB	Contract Extension
Apr. 2	BROWN, Stevie, S	Signed
Apr. 2	MULUMBA, Andy, LB	Signed
Apr. 2	WILSON, Jimmy, S	Signed
Apr. 18	SORENSEN, Daniel, S	Signed
Apr. 18	WILLIAMS, Nicholas, DL	Signed
Apr. 25	WILLIAMS, Mike, WR	Signed
Apr. 26	FANAIIKA, Paul, G	Released
Apr. 29	JONES, Chris, DL	Drafted in 2 nd Round
Apr. 29	RUSSELL, KeiVarae, CB	Drafted in 3 rd Round
Apr. 30	EHINGER, Parker, OL	Drafted in 4 th Round
Apr. 30	MURRAY, Eric, DB	Drafted in 4 th Round
Apr. 30	ROBINSON, Demarcus, WR	Drafted in 4 th Round
Apr. 30	HOGAN, Kevin, QB	Drafted in 5 th Round
Apr. 30	HILL, Tyreek, RB	Drafted in 5 th Round
Apr. 30	WHITE, D.J. DB	Drafted in 6 th Round
Apr. 30	NICOLAS, Dadi, LB	Drafted in 6 th Round
May 3	WILSON, Jimmy, S	Released
May 3	GORDON, Cameron, LB	Waived
May 4	WILLIAMS, Fred, WR	Waived
May 6	KIERAS, Tautvydas, LB	Waived
May 6	BERNSTEIN, Jake, OL	Signed
May 6	CLARKE, Ben, OL	Signed
May 6	HARRIS, Vernon, CB	Signed
May 6	JONES, Tre, CB	Signed
May 6	MATHEWS, Mitch, WR	Signed
May 6	RANDOLPH, Shak, DB	Signed
May 6	SMITH, Terrance, LB	Signed
May 6	JONES, Chris, DL	Signed
May 6	EHINGER, Parker, OL	Signed
May 6	ROBINSON, Demarcus, WR	Signed
May 6	HOGAN, Kevin, QB	Signed
May 6	WHITE, D.J., CB	Signed
May 6	NICOLAS, Dadi, LB	Signed
May 9	LIEDTKE, Michael, OL	Waived
May 9	DEVEY, Jordan, G	Claimed off waiver (SF 49ers)
May 10	BERNSTEIN, Jake, OL	Waived
May 10	CLARKE, Ben, OL	Waived
May 10	GIBSON, Laurence, OL	Waived
May 10	KOVACS, Jordan, DB	Waived
May 10	EDWARDS, Shannon, DB	Signed
May 10	MAYWEATHER, Garrick, OL	Signed
May 10	NOWAK, Drew, OL	Signed
May 10	STERUP, Zach, OL	Signed
May 16	MURRAY, Eric, DB	Signed
May 16	HILL, Tyreek, WR	Signed
June 3	RUSSELL, KeiVarae, CB	Signed
June 7	LEWIS, Keith, DB	Waived
June 7	OBADA, Efe, LB	Waived
June 7	MOSES, Dezman, LB	Signed
June 7	VEA, Peni, S	Signed
June 10	VEA, Peni, S	Waived
June 10	CHEEK, Bryce, CB	Signed
June 16	CHEEK, Bryce, CB	Waived
June 16	COOK, Kenny, WR	Waived
June 16	DAVIS, Akeem, S	Signed
June 16	JONES, Seantavius, WR	Signed
July 30	JONES, Tre, CB	Waived
July 30	CHEEK, Bryce, DB	Signed
July 30	FISHER, Eric, NT	Signed Extension
Aug. 5	TA'AMU, Alameda, T	Waived
Aug. 5	FOLES, Nick, QB	Signed
Aug. 5	EDWARDS, Shannon, CB	Waived
Aug. 5	JOHNSON, Jeron, S	Signed
Aug. 6	HARRIS, Vernon, CB	Waived
Aug. 6	JACKSON, Malcom, CB	Signed
Aug. 17	DAVIS, Akeem, S	Waived
Aug. 17	VEREEN, Brock, CB	Claimed off waiver (NE Patriots)
Aug. 24	BROWN, Stevie, S	Released
Aug. 24	WILLIAMS, Mike, WR	Released
Aug. 27	ACKER, Kenneth, CB	Traded SF 49ers
Aug. 28	BERRY, Eric, S	Franchise Signed
Aug. 28	CHEEK, Bryce, DB	Waived
Aug. 28	DAVIS, Dominique, DL	Waived
Aug. 28	FEIGT, Curtis, OL	Waived
Aug. 28	JACKSON, Malcom, CB	Waived
Aug. 28	JONES, Seantavius, WR	Waived
Aug. 28	MASSAQUOI, Jonathan, LB	Waived
Aug. 28	MOORE, Kashif, WR	Waived
Aug. 28	NOWAK, Drew, C	Waived
Aug. 29	MAYWEATHER, Garrick, G	Waived
Aug. 30	MATTHEWS, Mitch, WR	Waived
Aug. 30	MILLARD, Trey, FB	Waived
Aug. 30	MAUGA, Josh, LB	Reserve/Injured
Aug. 30	HOUSTON, Justin, LB	PUP
Sept. 2	COOPER, Marcus, DB	Traded to ARZ Cardinals
Sept. 3	STREATER, Rod, WR	Traded to SF 49ers
Sept. 3	ADAMS, Tyrell, LB	Waived
Sept. 3	BROWN, Da'Ron, WR	Waived
Sept. 3	CARR, Deveron, DB	Waived
Sept. 3	FRAGEL, Reid, T	Waived
Sept. 3	HAMMOND JR., Frankie, WR	Waived
Sept. 3	HOGAN, Kevin, QB	Waived
Sept. 3	KING, David, DL	Waived
Sept. 3	MULUMBA, Andy, LB	Waived
Sept. 3	MUNYER, Daniel, OL	Waived
Sept. 3	MURRAY, Aaron, QB	Waived
Sept. 3	PARKER, Brian, TE	Waived
Sept. 3	PUGHSLEY, Jarrod, OL	Waived
Sept. 3	RANDOLPH, Shak, DB	Waived
Sept. 3	REAVES, Darrin, RB	Waived
Sept. 3	SMITH, Terrance, LB	Waived
Sept. 3	STATEN, Jimmy, DL	Waived
Sept. 3	STERUP, Zach, T	Waived
Sept. 3	VEREEN, Brock, DB	Waived
Sept. 3	FLEMING, Jamel, DB	Released
Sept. 3	JOHNSON, Jeron, DB	Released

Date	Player	Transaction
Sept. 4	BARRINGTON, Sam, LB	Claimed off waiver (GB Packers)
Sept. 4	WITZMANN, Bryan, T	Claimed off waiver (SF 49ers)
Sept. 4	DEVEY, Jordan, OL	Waived
Sept. 4	WILSON, Ramik, LB	Waived
Sept. 4	ADAMS, Tyrell, LB	Signed to Practice Squad
Sept. 4	HAMMOND JR., Frankie, WR	Signed to Practice Squad
Sept. 4	KING, David, DL	Signed to Practice Squad
Sept. 4	MUNYER, Daniel, OL	Signed to Practice Squad
Sept. 4	PUGHSLEY, Jarrod, OL	Signed to Practice Squad
Sept. 4	RANDOLPH, Shak, DB	Signed to Practice Squad
Sept. 4	REAVES, Darrin, RB	Signed to Practice Squad
Sept. 4	SMITH, Terrance, LB	Signed to Practice Squad
Sept. 4	VEREEN, Brock, DB	Signed to Practice Squad
Sept. 4	JONES, Seantavius, WR	Signed to Practice Squad
Sept. 4	STERUP, Zach, OL	Signed to Practice Squad
Sept. 9	WILSON, Julian, DB	Released from Practice Squad
Sept. 9	OKINE, Earl, LB	Signed to Practice Squad
Sept. 10	MOSES, Dezman, LB	Released
Sept. 14	RUSSELL, KeiVarae, CB	Waived
Sept. 14	MOSES, Dezman, LB	Signed
Sept. 16	NUNEZ-ROCHES, Rakeem, DL	Waived
Sept. 16	DEVEY, Jordan, OL	Terminated Practice Squad Contract
Sept. 16	DEVEY, Jordan, OL	Signed
Sept. 19	NUNEZ-ROCHES, Rakeem, DL	Signed to Practice Squad
Sept. 20	JONES, Seantavius, WR	Released from Practice Squad
Sept. 20	MUNYER, Daniel, OL	Signed to Practice Squad
Sept. 24	MUNYER, Daniel, OL	Released from Practice Squad
Sept. 24	JONES, Seantavius, WR	Signed to Practice Squad
Sept. 27	JONES, Seantavius, WR	Released from Practice Squad
Sept. 27	MUNYER, Daniel, OL	Signed to Practice Squad
Oct. 1	MUNYER, Daniel, OL	Released from Practice Squad
Oct. 1	JONES, Seantavius, WR	Signed to Practice Squad
Oct. 3	STERUP, Zach, T	Released from Practice Squad
Oct. 7	MOSES, Dezman, LB	Released
Oct. 7	MOORE, Sio, LB	Signed
Oct. 17	DAVIS, Knile, RB	Traded to GB Packers
Oct. 18	NUNEZ-ROCHES, Rakeem, DL	Terminated P.S. Contract
Oct. 18	WILSON, Ramik, LB	Terminated Practice Squad Contract
Oct. 18	MITCHELL, Terrance, CB	Terminated Practice Squad Contract
Oct. 18	NUNEZ-ROCHES, Rakeem, DL	Signed
Oct. 18	WILSON, Ramik, LB	Signed
Oct. 18	MITCHELL, Terrance, CB	Signed
Oct. 18	REYES, Kendall, DE	Signed
Oct. 18	MARCH-LILLARD, Justin, LB	Reserve/Injured
Oct. 18	BAILEY, Allen, DL	Reserve/Injured
Oct. 18	WILLIAMS, Nick, DL	Waived
Oct. 18	BARNES, Deion, LB	Signed to Practice Squad
Oct. 19	BARNES, T.J., DL	Signed to Practice Squad
Oct. 19	PATMON, Tyler, CB	Signed to Practice Squad
Oct. 25	BARNES, Deion, LB	Released from Practice Squad
Oct. 25	RICHARDSON, Bobby, DL	Signed to Practice Squad
Oct. 27	OKINE, Earl, LB	Released from Practice Squad
Oct. 27	BROOKS, Zac, RB	Signed to Practice Squad
Nov. 1	BARRINGTON, Sam, LB	Waived
Nov. 1	SANKEY, Bishop, RB	Signed
Nov. 1	MOORE, Sio, LB	Waived
Nov. 1	CHARLES, Jamaal, RB	Reserve/Injured
Nov. 1	SMITH, Terrance, LB	Released from Practice Squad
Nov. 1	SMITH, Terrance, LB	Signed
Nov. 1	PERSON, Mike, OL	Signed
Nov. 1	CHEEK, Joseph, OL	Signed to Practice Squad
Nov. 2	PATMON, Tyler, CB	Released from Practice Squad
Nov. 2	STERUP, Zach, OL	Signed to Practice Squad
Nov. 5	Devey, Jordan, OL	Waived
Nov. 5	KING, David, DE	Released from Practice Squad
Nov. 5	KING, David, DE	Signed
Nov. 5	EHINGER, Parker, OL	Reserve/Injured
Nov. 5	DAVIS, Knile, RB	Signed
Nov. 7	MITCHELL, Terrance, CB	Waived
Nov. 7	DEVEY, Jordan, OL	Signed to Practice Squad
Nov. 8	BROOKS, Zac, RB	Released from Practice Squad
Nov. 8	PUGHSLEY, Jarrod, OL	Released from Practice Squad
Nov. 8	STERUP, Zach, OL	Released from Practice Squad
Nov. 8	PATMON, Tyler, CB	Signed to Practice Squad
Nov. 8	HALL, Jimmy, S	Signed to Practice Squad
Nov. 8	STAVE, Joel, QB	Signed to Practice Squad
Nov. 8	RICHARDSON, Bobby, DL	Released from Practice Squad
Nov. 9	PATMON, Tyler, CB	Released from Practice Squad
Nov. 9	MITCHELL, Terrance, CB	Signed to Practice Squad
Nov. 9	OKINE, Earl, LB	Signed to Practice Squad
Nov. 9	HOUSTON, Justin, LB	Activated from PUP
Nov. 14	KING, David, DL	Waived
Nov. 14	JENKINS, Jarvis, DL	Signed
Nov. 16	OKINE, Earl, LB	Released from Practice Squad
Nov. 16	KING, David, DL	Signed to Practice Squad
Nov. 22	SANKEY, Bishop, RB	Waived
Nov. 23	MITCHELL, Terrance, CB	Released from Practice Squad
Nov. 23	MITCHELL, Terrance, CB	Signed
Nov. 24	OKINE, Earl, LB	Signed to Practice Squad



CHIEFS

LAST GAME & OPPONENT GAMEBOOKS

THIS IS CHIEFS KINGDOM

Regular Season Week 12

National Football League Game Summary

NFL Copyright © 2016 by The National Football League. All rights reserved. This summary and play-by-play is for the express purpose of assisting media in their coverage of the game; any other use of this material is prohibited without the written permission of the National Football League. Updated: 11/28/2016

Date: Sunday, 11/27/2016

Kansas City Chiefs at Denver Broncos

Start Time: 6:30 PM MST

at Sports Authority Field at Mile High, Denver, CO

Game Day Weather

Game Weather: Mostly Cloudy
 Played Outdoor on Turf: Grass

Temp: 44° F (6.7° C) Humidity: 25%, Wind: W 11 G 21 mph
 Outdoor Weather: Falling to mid 30s. Gusts 15 to 30, Wind Chill: 38

Officials

Referee: Morelli, Peter (135)	Umpire: Ellison, Roy (81)	Head Linesman: Stelljes, Steve (22)
Line Judge: Johnson, Carl (101)	Side Judge: Cheek, Boris (41)	Field Judge: Rosenbaum, Doug (67)
Back Judge: Paganelli, Dino (105)	Replay Official: Moore, Tommy ()	

Lineups

Kansas City Chiefs				Denver Broncos			
Offense		Defense		Offense		Defense	
TE 84	D.Harris	LDE 99	R.Nunez-Roches	WR 88	D.Thomas	DE 95	D.Wolfe
LT 72	E.Fisher	NT 92	D.Poe	LT 73	R.Okung	NT 92	S.Williams
LG 73	Z.Fulton	RDE 95	C.Jones	LG 76	M.Garcia	DE 93	J.Crick
C 61	M.Morse	LOLB 50	J.Houston	C 61	M.Paradis	SLB 58	V.Miller
RG 76	L.Duvernay-Tardif	LILB 56	D.Johnson	RG 79	M.Schofield	WLB 94	D.Ware
RT 71	M.Schwartz	RILB 53	R.Wilson	RT 74	T.Sambrailo	ILB 54	B.Marshall
TE 87	T.Kelce	ROLB 91	T.Hali	TE 85	V.Green	ILB 51	T.Davis
WR 17	C.Conley	LCB 22	M.Peters	WR 10	E.Sanders	LCB 21	A.Talib
QB 11	A.Smith	RCB 23	P.Gaines	QB 13	T.Siemian	RCB 25	C.Harris Jr.
RB 32	S.Ware	SS 29	E.Berry	RB 23	D.Booker	SS 43	T.Ward
TE 80	J.O'Shaughnessy	FS 38	R.Parker	FB 32	A.Janovich	FS 26	D.Stewart

Substitutions

P 2 D.Colquitt, K 5 C.Santos, WR 10 T.Hill, WR 12 A.Wilson, WR 13 D.Thomas, WR 14 D.Robinson, DB 21 E.Murray, CB 24 D.White, CB 27 K.Acker, RB 34 K.Davis, RB 35 C.West, DB 39 T.Mitchell, LS 41 J.Winchester, FB 42 A.Sherman, LB 48 T.Smith, S 49 D.Sorensen, LB 51 F.Zombo, LB 57 D.Alexander, T 70 B.Witzmann, T 75 J.Reid, DE 94 J.Jenkins, DE 98 K.Reyes

Substitutions

K 8 B.McManus, P 9 R.Dixon, WR 11 J.Norwood, WR 16 B.Fowler, CB 29 B.Roby, S 31 J.Simmons, S 34 W.Parks, RB 35 K.Bibbs, CB 36 K.Webster, RB 40 J.Thompson, LS 45 T.Gafford, OLB 48 S.Barrett, ILB 50 Z.Anderson, ILB 52 C.Nelson, OLB 56 S.Ray, OLB 57 D.Watson, T 71 D.Stephenson, TE 83 A.Derby, WR 87 J.Taylor, DE 97 B.Winn, DE 99 A.Gotsis

Did Not Play

QB 4 N.Foles, LB 52 D.Nicolas

Did Not Play

QB 12 P.Lynch, C 53 J.Ferentz, TE 82 J.Heurman

Not Active

QB 9 T.Bray, WR 19 J.Maclin, CB 20 S.Nelson, LB 55 D.Ford, G 68 M.Person, TE 88 R.Travis, DL 96 J.Howard

Not Active

QB 4 A.Davis, WR 14 C.Latimer, WR 15 M.Brown, CB 37 L.Doss, LS 42 C.Kreiter, G 60 C.McGovern, T 70 B.Turner

Field Goals (made () & missed)

C.Santos	(37) (34)	B.McManus	(33) (44) 62SH
----------	-----------	-----------	----------------

		1	2	3	4	OT	Total
VISITOR:	Kansas City Chiefs	0	9	7	8	6	30
HOME:	Denver Broncos	0	3	7	14	3	27

Scoring Plays

Team	Qtr	Time	Play Description (Extra Point) (Drive Info)	Visitor	Home
Chiefs	2	6:16	R.Okung tackled in end zone for a Safety	2	0
Chiefs	2	6:04	T.Hill 86 yd. kickoff return (C.Santos kick) (0-0, 0:12)	9	0
Broncos	2	1:47	B.McManus 33 yd. Field Goal (10-60, 4:17)	9	3
Broncos	3	7:37	J.Taylor 6 yd. pass from T.Siemian (B.McManus kick) (12-63, 5:20)	9	10
Chiefs	3	0:30	T.Hill 3 yd. run (C.Santos kick) (12-75, 7:07)	16	10
Broncos	4	7:47	E.Sanders 35 yd. pass from T.Siemian (B.McManus kick) (4-88, 1:37)	16	17
Broncos	4	3:00	B.Fowler 76 yd. pass from T.Siemian (B.McManus kick) (6-96, 2:37)	16	24
Chiefs	4	0:12	T.Hill 3 yd. pass from A.Smith (A.Smith-D.Harris pass) (13-75, 2:48)	24	24
Broncos	5	8:51	B.McManus 44 yd. Field Goal (11-49, 6:09)	24	27
Chiefs	5	4:19	C.Santos 37 yd. Field Goal (10-46, 4:32)	27	27

Regular Season Week 12

National Football League Game Summary

NFL Copyright © 2016 by The National Football League. All rights reserved. This summary and play-by-play is for the express purpose of assisting media in their coverage of the game; any other use of this material is prohibited without the written permission of the National Football League. Updated: 11/28/2016

Chiefs 5 0:02 C.Santos 34 yd. Field Goal (4-32, 1:01)

30 27

Paid Attendance: 76,819

Time: 3:57

Kansas City Chiefs vs Denver Broncos
11/27/2016 at Sports Authority Field at Mile High

Final Individual Statistics

Kansas City Chiefs

Denver Broncos

RUSHING						RUSHING					
	ATT	YDS	AVG	LG	TD		ATT	YDS	AVG	LG	TD
S.Ware	17	64	3.8	7	0	D.Booker	24	79	3.3	13	0
C.West	3	8	2.7	4	0	T.Siemian	5	23	4.6	14	0
K.Davis	3	6	2.0	3	0	K.Bibbs	9	22	2.4	8	0
T.Hill	1	3	3.0	3	1						
A.Smith	2	2	1.0	3	0						
Total	26	83	3.2	7	1	Total	38	124	3.3	14	0

PASSING									PASSING								
	ATT	CMP	YDS	SK/YD	TD	LG	IN	RT		ATT	CMP	YDS	SK/YD	TD	LG	IN	RT
A.Smith	44	26	220	6/30	1	21	0	79.7	T.Siemian	34	20	368	5/28	3	76	0	125.6
Total	44	26	220	6/30	1	21	0	79.7	Total	34	20	368	5/28	3	76	0	125.6

PASS RECEIVING								PASS RECEIVING							
	TAR	REC	YDS	AVG	LG	TD		TAR	REC	YDS	AVG	LG	TD		
T.Hill	10	9	52	5.8	11	1	E.Sanders	10	7	162	23.1	64	1		
T.Kelce	15	8	101	12.6	21	0	D.Thomas	8	5	60	12.0	24	0		
C.Conley	4	3	26	8.7	13	0	A.Derby	4	4	43	10.8	13	0		
S.Ware	2	2	32	16.0	18	0	B.Fowler	2	1	76	76.0	76	1		
A.Wilson	6	2	6	3.0	4	0	D.Booker	2	1	22	22.0	22	0		
D.Thomas	1	1	4	4.0	4	0	J.Taylor	4	1	6	6.0	6	1		
J.O'Shaughnessy	1	1	-1	-1.0	-1	0	A.Janovich	1	1	-1	-1.0	-1	0		
D.Harris	1	0	0	0.0	0	0	J.Norwood	1	0	0	0.0	0	0		
C.West	1	0	0	0.0	0	0									
Total	41	26	220	8.5	21	1	Total	32	20	368	18.4	76	3		

INTERCEPTIONS							INTERCEPTIONS						
	NO	YDS	AVG	LG	TD		NO	YDS	AVG	LG	TD		
Total	0	0	0	0	0	Total	0	0	0	0	0		

PUNTING								PUNTING							
	NO	YDS	AVG	NET	TB	IN20	LG		NO	YDS	AVG	NET	TB	IN20	LG
D.Colquitt	9	431	47.9	44.1	1	5	61	R.Dixon	6	271	45.2	40.5	0	3	59
Total	9	431	47.9	44.1	1	5	61	Total	6	271	45.2	40.5	0	3	59

PUNT RETURNS								PUNT RETURNS							
	NO	YDS	AVG	FC	LG	TD		NO	YDS	AVG	FC	LG	TD		
T.Hill	2	28	14.0	1	17	0	J.Norwood	5	14	2.8	3	9	0		
[DOWNED]	1	0	0.0	0	0	0	[TOUCHBACK]	1	0	0.0	0	0	0		
[OUT OF BOUNDS]	2	0	0.0	0	0	0									
Total	2	28	14.0	1	17	0	Total	5	14	2.8	3	9	0		

KICKOFF RETURNS								KICKOFF RETURNS							
	NO	YDS	AVG	FC	LG	TD		NO	YDS	AVG	FC	LG	TD		
T.Hill	1	86	86.0	0	86	1	[TOUCHBACK]	6	0	0.0	0	0	0		
D.Thomas	1	41	41.0	0	41	0									
[TOUCHBACK]	5	0	0.0	0	0	0	Total	0	0	0.0	0	0	0		
Total	2	127	63.5	0	86	1									

Kansas City Chiefs

FUMBLES	FUM	LOST	OWN-REC	YDS	TD	FORCED	OPP-REC	YDS	TD	OUT-BDS
J.Houston	0	0	0	0	0	1	0	0	0	0
J.Winchester	0	0	0	0	0	0	1	0	0	0
Total	0	0	0	0	0	1	1	0	0	0

Denver Broncos

FUMBLES	FUM	LOST	OWN-REC	YDS	TD	FORCED	OPP-REC	YDS	TD	OUT-BDS
J.Norwood	2	1	1	0	0	0	0	0	0	0
T.Siemian	1	0	0	0	0	0	0	0	0	0
R.Okung	0	0	1	0	0	0	0	0	0	0
Total	3	1	2	0	0	0	0	0	0	0

Kansas City Chiefs vs Denver Broncos
11/27/2016 at Sports Authority Field at Mile High

Final Team Statistics

	Visitor Chiefs	Home Broncos
TOTAL FIRST DOWNS	23	21
By Rushing	5	6
By Passing	14	12
By Penalty	4	3
THIRD DOWN EFFICIENCY	5-17-29%	9-20-45%
FOURTH DOWN EFFICIENCY	1-1-100%	1-1-100%
TOTAL NET YARDS	273	464
Total Offensive Plays (inc. times thrown passing)	76	77
Average gain per offensive play	3.6	6.0
NET YARDS RUSHING	83	124
Total Rushing Plays	26	38
Average gain per rushing play	3.2	3.3
Tackles for a loss-number and yards	0-0	6-8
NET YARDS PASSING	190	340
Times thrown - yards lost attempting to pass	6-30	5-28
Gross yards passing	220	368
PASS ATTEMPTS-COMPLETIONS-HAD INTERCEPTED	44-26-0	34-20-0
Avg gain per pass play (inc.# thrown passing)	3.8	8.7
KICKOFFS Number-In End Zone-Touchbacks	6-6-6	7-6-5
PUNTS Number and Average	9-47.9	6-45.2
Had Blocked	0	0
FGs - PATs Had Blocked	0-0	0-0
Net Punting Average	44.1	40.5
TOTAL RETURN YARDAGE (Not Including Kickoffs)	28	14
No. and Yards Punt Returns	2-28	5-14
No. and Yards Kickoff Returns	2-127	0-0
No. and Yards Interception Returns	0-0	0-0
PENALTIES Number and Yards	9-71	15-97
FUMBLES Number and Lost	0-0	3-1
TOUCHDOWNS	3	3
Rushing	1	0
Passing	1	3
Kickoff Returns	1	0
EXTRA POINTS Made-Attempts	3-3	3-3
Kicking Made-Attempts	2-2	3-3
Passing Made-Attempts	1-1	0-0
FIELD GOALS Made-Attempts	2-2	2-3
RED ZONE EFFICIENCY	2-4-50%	1-3-33%
GOAL TO GO EFFICIENCY	1-1-100%	1-1-100%
SAFETIES	1	0
FINAL SCORE	30	27
TIME OF POSSESSION	37:39	37:19

Ball Possession And Drive Chart

Kansas City Chiefs

#	Time Recd	Time Lost	Time Poss	How Ball Obtained	Drive Began	# Play	Yds Gain	Yds Pen	Net Yds	1st Down	Last Scrm	How Given Up
1	12:51	11:19	1:32	Punt	KC 34	3	4	0	4	0	KC 38	Punt
2	9:17	6:14	3:03	Punt	50	7	17	-5	12	2	DEN 38	Punt
3	3:16	12:48	5:28	Punt	KC 13	8	34	-5	29	2	KC 42	Punt
4	8:12	7:04	1:08	Punt	KC 34	3	2	0	2	0	KC 36	Punt
5	6:16	6:04	0:12	Kickoff		0	0	0	0	0		Touchdown
6	1:47	0:44	1:03	Kickoff	KC 25	3	-7	0	-7	0	KC 18	Punt
7	0:13	0:00	0:13	Punt	KC 19	1	-1	0	-1	0	KC 19	End of Half
8	15:00	12:57	2:03	Kickoff	KC 25	3	4	-5	-1	0	KC 24	Punt
9	7:37	0:30	7:07	Kickoff	KC 25	12	70	5	75	5	* DEN 3	Touchdown
10	14:43	12:19	2:24	Punt	KC 14	3	-6	-4	-10	0	KC 4	Punt
11	12:19	9:24	2:55	Muffed Punt	KC 41	3	13	-10	3	0	KC 44	Punt
12	7:47	5:37	2:10	Kickoff	KC 25	5	15	0	15	1	KC 40	Punt
13	3:00	0:12	2:48	Kickoff	KC 25	13	60	15	75	8	* DEN 3	Touchdown
14	8:51	4:19	4:32	Kickoff	KC 35	10	41	5	46	3	* DEN 19	Field Goal
15	1:03	0:02	1:01	Missed FG	DEN 48	4	27	5	32	2	* DEN 16	Field Goal

(417) Average KC 30

Denver Broncos

#	Time Recd	Time Lost	Time Poss	How Ball Obtained	Drive Began	# Play	Yds Gain	Yds Pen	Net Yds	1st Down	Last Scrm	How Given Up
1	15:00	12:51	2:09	Kickoff	DEN 25	3	9	-10	-1	0	DEN 24	Punt
2	11:19	9:17	2:02	Punt	DEN 13	3	2	0	2	0	DEN 15	Punt
3	6:14	3:16	2:58	Punt	DEN 20	4	27	0	27	2	DEN 47	Punt
4	12:48	8:12	4:36	Punt	DEN 13	8	34	-15	19	2	DEN 32	Punt
5	7:04	6:16	0:48	Punt	DEN 5	3	-5	0	-5	0	DEN 8	Safety
6	6:04	1:47	4:17	Kickoff	DEN 25	10	49	11	60	4	* KC 15	Field Goal
7	0:44	0:13	0:31	Punt	DEN 36	3	8	0	8	0	DEN 44	Punt
8	12:57	7:37	5:20	Punt	DEN 37	12	63	0	63	4	* KC 6	Touchdown
9	0:30	14:43	0:47	Kickoff	DEN 25	3	6	0	6	0	DEN 31	Punt
10	9:24	7:47	1:37	Punt	DEN 12	4	103	-15	88	2	KC 35	Touchdown
11	5:37	3:00	2:37	Punt	DEN 4	6	101	-5	96	2	DEN 24	Touchdown
12	0:12	0:00	0:12	Kickoff	DEN 25	1	-1	0	-1	0	DEN 25	End of Half
13	15:00	8:51	6:09	Kickoff	DEN 25	11	37	12	49	3	* KC 26	Field Goal
14	4:19	1:03	3:16	Kickoff	DEN 25	9	31	0	31	2	KC 44	Missed FG

(290) Average DEN 21

* inside opponent's 20

Time of Possession by Quarter

	1st	2nd	3rd	4th	OT	Total
Visitor Kansas City Chiefs	7:51	4:48	9:10	10:17	5:33	37:39
Home Denver Broncos	7:09	10:12	5:50	4:43	9:25	37:19

Kickoff Drive No.-Start Average

Chiefs: 6 - KC 27

Broncos: 6 - DEN 25

Kansas City Chiefs vs Denver Broncos
11/27/2016 at Sports Authority Field at Mile High

Final Defensive Statistics

Kansas City Chiefs	Regular Defensive Plays											Special Teams					Misc			
	TKL	AST	COMB	SK	/ YDS	TFL	Q	IN	PD	FF	FR	TKL	AST	FF	FR	BL	TKL	AST	FF	FR
J.Houston	10	0	10	3	17	4	3	0	1	1	0	0	0	0	0	0	0	0	0	0
E.Berry	5	4	9	0	0	0	0	0	0	0	0	0	0	0	0	0	0	0	0	0
D.Johnson	4	3	7	0	0	1	0	0	1	0	0	0	0	0	0	0	0	0	0	0
R.Nunez-Roches	5	1	6	0	0	2	0	0	0	0	0	0	0	0	0	0	0	0	0	0
T.Hali	5	0	5	1	7	1	1	0	0	0	0	0	0	0	0	0	0	0	0	0
R.Wilson	2	3	5	0	0	0	0	0	0	0	0	0	0	0	0	0	0	0	0	0
K.Acker	4	0	4	0	0	0	0	0	2	0	0	0	0	0	0	0	0	0	0	0
P.Gaines	3	1	4	0	0	0	0	0	3	0	0	0	0	0	0	0	0	0	0	0
R.Parker	3	1	4	0	0	0	0	0	0	0	0	0	0	0	0	0	0	0	0	0
K.Reyes	3	0	3	1	4	1	3	0	1	0	0	0	0	0	0	0	0	0	0	0
J.Jenkins	2	0	2	0	0	0	0	0	0	0	0	0	0	0	0	0	0	0	0	0
M.Peters	1	1	2	0	0	0	0	0	0	0	0	0	0	0	0	0	0	0	0	0
C.Jones	1	0	1	0	0	1	0	0	1	0	0	0	0	0	0	0	0	0	0	0
D.Alexander	1	0	1	0	0	1	0	0	0	0	0	0	0	0	0	0	0	0	0	0
D.Sorensen	1	0	1	0	0	0	0	0	0	0	0	0	0	0	0	0	0	0	0	0
D.Poe	1	0	1	0	0	0	0	0	0	0	0	0	0	0	0	0	0	0	0	0
J.Winchester	0	0	0	0	0	0	0	0	0	0	0	0	0	0	1	0	0	0	0	0
Total	51	14	65	5	28	11	7	0	9	1	0	4	0	0	1	0	0	0	0	0

TKL = Tackle AST = Assist COMB = Combined QH=QB Hit IN = Interception PD = Pass Defense FF = Forced Fumble FR = Fumble Recovery

Denver Broncos	Regular Defensive Plays											Special Teams					Misc			
	TKL	AST	COMB	SK	/ YDS	TFL	QH	IN	PD	FF	FR	TKL	AST	FF	FR	BL	TKL	AST	FF	FR
V.Miller	9	1	10	3	16	4	4	0	1	0	0	0	0	0	0	0	0	0	0	0
D.Wolfe	5	3	8	1	7	1	1	0	0	0	0	0	0	0	0	0	0	0	0	0
B.Marshall	4	2	6	0	0	0	0	0	1	0	0	0	0	0	0	0	0	0	0	0
J.Crick	3	3	6	0	0	0	0	0	0	0	0	0	0	0	0	0	0	0	0	0
C.Harris Jr.	5	0	5	0	0	1	0	0	1	0	0	0	0	0	0	0	0	0	0	0
A.Talib	3	2	5	0	0	0	0	0	0	0	0	0	0	0	0	0	0	0	0	0
S.Ray	4	0	4	1	3	1	2	0	0	0	0	0	0	0	0	0	0	0	0	0
T.Davis	2	2	4	0	0	0	0	0	0	0	0	0	0	0	0	0	0	0	0	0
T.Ward	3	0	3	0	0	0	0	0	0	0	0	0	0	0	0	0	0	0	0	0
D.Ware	2	1	3	1	4	1	1	0	0	0	0	0	0	0	0	0	0	0	0	0
J.Simmons	2	0	2	0	0	0	0	0	1	0	0	1	0	0	0	0	0	0	0	0
D.Stewart	2	0	2	0	0	0	0	0	0	0	0	0	0	0	0	0	0	0	0	0
B.Roby	1	1	2	0	0	0	0	0	0	0	0	0	0	0	0	0	0	0	0	0
S.Williams	1	0	1	0	0	0	0	0	1	0	0	0	0	0	0	0	0	0	0	0
W.Parks	1	0	1	0	0	0	0	0	0	0	0	0	0	0	0	0	0	0	0	0
B.Winn	0	1	1	0	0	0	0	0	0	0	0	0	0	0	0	0	0	0	0	0
C.Nelson	0	0	0	0	0	0	0	0	1	0	0	0	0	0	0	0	0	0	0	0
B.Fowler	0	0	0	0	0	0	0	0	0	0	0	1	0	0	0	0	0	0	0	0
J.Taylor	0	0	0	0	0	0	0	0	0	0	0	1	0	0	0	0	0	0	0	0
B.McManus	0	0	0	0	0	0	0	0	0	0	0	1	0	0	0	0	0	0	0	0
J.Norwood	0	0	0	0	0	0	0	0	0	0	0	0	0	0	1	0	0	0	0	0
R.Okung	0	0	0	0	0	0	0	0	0	0	0	0	0	0	0	0	0	0	0	1
Total	47	16	63	6	30	8	8	0	6	0	0	4	0	0	1	0	0	0	0	1

First Quarter

11/27/2016

Play By Play

KC wins the coin toss and elects to defer. DEN elects to Receive, and KC elects to defend the kick goal.

C.Santos kicks 65 yards from KC 35 to end zone, Touchback.

Denver Broncos at 15:00

- 1-10-DEN 25 (15:00) T.Siemian pass short left to A.Janovich to DEN 24 for -1 yards (D.Johnson).
- 2-11-DEN 24 (14:26) T.Siemian pass short right to D.Thomas to DEN 34 for 10 yards (R.Parker).
- 3-1-DEN 34 (13:54) D.Booker up the middle to DEN 34 for no gain (J.Houston).
- 4-1-DEN 34 (13:20) R.Dixon punts 54 yards to KC 12, Center-T.Gafford. T.Hill to KC 7 for -5 yards (W.Parks).
PENALTY on DEN-K.Bibbs, Offensive Holding, 10 yards, enforced at DEN 34 - No Play.
- 4-11-DEN 24 (13:05) R.Dixon punts 59 yards to KC 17, Center-T.Gafford. T.Hill to KC 34 for 17 yards (J.Simmons).

Kansas City Chiefs at 12:51

- 1-10-KC 34 (12:51) S.Ware right guard to KC 36 for 2 yards (J.Crick).
- 2-8-KC 36 (12:12) J.Reid reported in as eligible. S.Ware up the middle to KC 38 for 2 yards (V.Miller).
- 3-6-KC 38 (11:32) (Shotgun) A.Smith pass incomplete short right to A.Wilson (C.Harris Jr.) [S.Ray].
- 4-6-KC 38 (11:27) D.Colquitt punts 49 yards to DEN 13, Center-J.Winchester, fair catch by J.Norwood.

Denver Broncos at 11:19

- 1-10-DEN 13 (11:19) D.Booker up the middle to DEN 15 for 2 yards (R.Nunez-Roches).
- 2-8-DEN 15 (10:43) D.Booker left tackle to DEN 19 for 4 yards (D.Poe).
- 3-4-DEN 19 (10:05) (Shotgun) T.Siemian sacked at DEN 15 for -4 yards (J.Houston).
- 4-8-DEN 15 (9:27) R.Dixon punts 35 yards to 50, Center-T.Gafford, out of bounds.

Kansas City Chiefs at 9:17

- 1-10-50 (9:17) (Shotgun) A.Smith pass incomplete short right to T.Kelce.
- 2-10-50 (9:12) (Shotgun) A.Smith pass short left to T.Hill pushed ob at DEN 44 for 6 yards (T.Ward).
- 3-4-DEN 44 (8:31) (Shotgun) A.Smith pass incomplete deep right to T.Hill.
PENALTY on DEN-C.Harris Jr., Defensive Holding, 5 yards, enforced at DEN 44 - No Play.
- 1-10-DEN 39 (8:26) (Shotgun) S.Ware left tackle to DEN 35 for 4 yards (B.Marshall; B.Winn).
- 2-6-DEN 35 (7:49) S.Ware right tackle to DEN 28 for 7 yards (B.Marshall).
- 1-10-DEN 28 (7:03) (Shotgun) A.Smith pass incomplete deep right.
- 2-10-DEN 28 (6:56) (Shotgun) A.Smith pass short left to T.Hill to DEN 15 for 13 yards (C.Harris Jr.).
PENALTY on KC-A.Wilson, Offensive Pass Interference, 10 yards, enforced at DEN 28 - No Play.
- 2-20-DEN 38 (6:30) (Shotgun) A.Smith pass incomplete short left to T.Kelce [V.Miller].
- 3-20-DEN 38 (6:26) (Shotgun) A.Smith pass incomplete short left to A.Wilson.
- 4-20-DEN 38 (6:22) D.Colquitt punts 38 yards to end zone, Center-J.Winchester, Touchback.

X1

R2

Denver Broncos at 6:14

- 1-10-DEN 20 (6:14) T.Siemian pass incomplete short left to E.Sanders.
PENALTY on KC-P.Gaines, Defensive Holding, 5 yards, enforced at DEN 20 - No Play.
- 1-10-DEN 25 (6:09) T.Siemian pass short middle to E.Sanders to DEN 39 for 14 yards (P.Gaines).
- 1-10-DEN 39 (5:33) (Shotgun) K.Bibbs up the middle to DEN 46 for 7 yards (E.Berry). DEN-K.Bibbs was injured during the play. His return is Probable.
- 2-3-DEN 46 (5:02) *PENALTY on DEN-E.Sanders, False Start, 5 yards, enforced at DEN 46 - No Play.*
- 2-8-DEN 41 (4:41) T.Siemian pass short left to E.Sanders to DEN 48 for 7 yards (K.Acker).
- 3-1-DEN 48 (3:59) (Shotgun) D.Booker left guard to DEN 47 for -1 yards (R.Nunez-Roches).
- 4-2-DEN 47 (3:24) R.Dixon punts 40 yards to KC 13, Center-T.Gafford, fair catch by T.Hill.

X1

P2

Kansas City Chiefs at 3:16

- 1-10-KC 13 (3:16) J.Reid reported in as eligible. S.Ware up the middle to KC 20 for 7 yards (S.Williams).
- 2-3-KC 20 (2:37) (Shotgun) A.Smith pass short right to T.Kelce to KC 35 for 15 yards (V.Miller).
- 1-10-KC 35 (1:55) A.Smith pass short right to A.Wilson pushed ob at KC 39 for 4 yards (C.Harris Jr.).
- 2-6-KC 39 (1:20) (Shotgun) S.Ware up the middle to KC 43 for 4 yards (D.Wolfe).
- 3-2-KC 43 (:36) (Shotgun) S.Ware up the middle to KC 46 for 3 yards (S.Ray).

R4

END OF QUARTER

	Score	Time Poss	First Downs				Efficiencies	
			R	P	X	T	3 Down	4 Down
Kansas City Chiefs	0	7:51	2	1	1	4	1/3	0/0
Denver Broncos	0	7:09	0	1	1	2	0/3	0/0

Second Quarter

11/27/2016

Play By Play

Kansas City Chiefs continued.

- 1-10-KC 46 (15:00) A.Smith pass incomplete short left to S.Ware (S.Ray).
PENALTY on KC-E.Fisher, Ineligible Downfield Pass, 5 yards, enforced at KC 46 - No Play.
- 1-15-KC 41 (14:53) (Shotgun) E.Fisher reported in as eligible. A.Smith pass short right to J.O'Shaughnessy to KC 40 for -1 yards (V.Miller).
- 2-16-KC 40 (14:53) J.Reid reported in as eligible. S.Ware up the middle to KC 40 for no gain (T.Davis).
- 3-16-KC 40 (13:27) (Shotgun) A.Smith pass short right to A.Wilson pushed ob at KC 42 for 2 yards (T.Ward).
- 4-14-KC 42 (12:56) D.Colquitt punts 45 yards to DEN 13, Center-J.Winchester, fair catch by J.Norwood.

Denver Broncos at 12:48

- 1-10-DEN 13 (12:48) *PENALTY on KC-C.Jones, Encroachment, 5 yards, enforced at DEN 13 - No Play.*
- 1-5-DEN 18 (12:48) D.Booker left tackle to DEN 22 for 4 yards (T.Hali).
- 2-1-DEN 22 (12:16) D.Booker up the middle to DEN 32 for 10 yards (R.Wilson). R3
- 1-10-DEN 32 (11:45) D.Booker right end to DEN 33 for 1 yard (J.Houston).
- 2-9-DEN 33 (11:09) (Shotgun) T.Siemian pass incomplete short left to D.Thomas (K.Acker).
Timeout #1 by DEN at 11:05.
- 3-9-DEN 33 (11:05) (Shotgun) T.Siemian pass deep left to E.Sanders pushed ob at KC 47 for 20 yards (K.Acker). P4
- 1-10-KC 47 (10:33) T.Siemian pass incomplete deep left to E.Sanders.
PENALTY on DEN-T.Sambrailo, Offensive Holding, 10 yards, enforced at KC 47 - No Play.
- 1-20-DEN 43 (10:27) T.Siemian sacked at DEN 39 for -4 yards (K.Reyes).
- 2-24-DEN 39 (9:43) (Shotgun) K.Bibbs right tackle to DEN 47 for 8 yards (D.Johnson).
- 3-16-DEN 47 (9:01) (Shotgun) T.Siemian sacked at DEN 42 for -5 yards (J.Houston).
- 4-21-DEN 42 (8:29) R.Dixon punts 48 yards to KC 10, Center-T.Gafford, out of bounds.
PENALTY on DEN-T.Gafford, Offensive Holding, 10 yards, enforced at DEN 42 - No Play.
- 4-31-DEN 32 (8:22) R.Dixon punts 45 yards to KC 23, Center-T.Gafford. T.Hill to KC 34 for 11 yards (B.Fowler).

Kansas City Chiefs at 8:12

- 1-10-KC 34 (8:12) (Shotgun) A.Smith pass incomplete short right to T.Hill (S.Williams).
- 2-10-KC 34 (8:07) K.Davis right tackle to KC 36 for 2 yards (J.Crick; D.Ware).
- 3-8-KC 36 (7:25) (Shotgun) A.Smith pass incomplete short right.
- 4-8-KC 36 (7:18) D.Colquitt punts 53 yards to DEN 11, Center-J.Winchester. J.Norwood MUFFS catch, and recovers at DEN 3. J.Norwood to DEN 5 for 2 yards (D.Sorensen).

Denver Broncos at 7:04

- 1-10-DEN 5 (7:04) D.Booker left tackle to DEN 8 for 3 yards (T.Hali).
- 2-7-DEN 8 (6:28) T.Siemian pass incomplete deep right to E.Sanders.
- 3-7-DEN 8 (6:20) **T.Siemian sacked at DEN 0 for -8 yards (J.Houston). FUMBLES (J.Houston) [J.Houston], recovered by DEN-R.Okung at DEN -5. R.Okung tackled in End Zone. SAFETY.**

KC 2 DEN 0, Safety, 8:44 elapsed

R.Dixon kicks 66 yards from DEN 20 to KC 14. T.Hill for 86 yards, TOUCHDOWN.

Kansas City Chiefs at 6:16

C.Santos extra point is GOOD, Center-J.Winchester, Holder-D.Colquitt.

KC 9 DEN 0, 0 plays, 86 yards, 0:12 drive, 8:56 elapsed

C.Santos kicks 65 yards from KC 35 to end zone, Touchback.

Denver Broncos at 6:04

- 1-10-DEN 25 (6:04) D.Booker up the middle to DEN 30 for 5 yards (R.Nunez-Roches).
- 2-5-DEN 30 (6:04) D.Booker left tackle to DEN 34 for 4 yards (J.Jenkins).
- 3-1-DEN 34 (5:00) D.Booker left end to DEN 41 for 7 yards (E.Berry; R.Wilson). R5
- 1-10-DEN 41 (4:20) T.Siemian pass short left to E.Sanders to KC 45 for 14 yards (P.Gaines; E.Berry). P6
PENALTY on KC-E.Berry, Unnecessary Roughness, 15 yards, enforced at KC 45. X7
- 1-10-KC 30 (3:55) T.Siemian pass short right to E.Sanders to KC 22 for 8 yards (M.Peters) [K.Reyes].
- 2-2-KC 22 (3:23) K.Bibbs up the middle to KC 20 for 2 yards (J.Jenkins). R8
- 1-10-KC 20 (2:49) T.Siemian pass short right to D.Thomas to KC 11 for 9 yards (E.Berry).

Two-Minute Warning

- 2-1-KC 11 (2:00) *PENALTY on DEN-A.Derby, False Start, 4 yards, enforced at KC 11 - No Play.*
- 2-5-KC 15 (2:00) T.Siemian pass incomplete short middle to E.Sanders (P.Gaines) [K.Reyes].

Kansas City Chiefs vs Denver Broncos at Sports Authority Field at Mile High

3-5-KC 15 (1:55) (Shotgun) T.Siemian pass incomplete short middle to J.Taylor (K.Reyes).

4-5-KC 15 (1:51) **B.McManus 33 yard field goal is GOOD, Center-T.Gafford, Holder-R.Dixon.**

KC 9 DEN 3, 10 plays, 60 yards, 1 penalty, 4:17 drive, 13:13 elapsed

B.McManus kicks 65 yards from DEN 35 to end zone, Touchback.

Kansas City Chiefs at 1:47

1-10-KC 25 (1:47) (Shotgun) A.Smith sacked at KC 20 for -5 yards (V.Miller).

2-15-KC 20 (1:05) (Shotgun) C.West up the middle to KC 22 for 2 yards (V.Miller; D.Wolfe).

Timeout #2 by DEN at 01:01.

3-13-KC 22 (1:01) (Shotgun) A.Smith sacked at KC 18 for -4 yards (V.Miller, D.Wolfe).

Timeout #3 by DEN at 00:56.

4-17-KC 18 (:56) D.Colquitt punts 55 yards to DEN 27, Center-J.Winchester. J.Norwood to DEN 36 for 9 yards (D.Alexander).

Denver Broncos at 0:44

1-10-DEN 36 (:44) (Shotgun) T.Siemian pass incomplete short middle to D.Thomas.

2-10-DEN 36 (:39) (Shotgun) T.Siemian pass incomplete short middle to D.Booker (D.Johnson).

3-10-DEN 36 (:34) (Shotgun) T.Siemian pass short left to A.Derby to DEN 44 for 8 yards (D.Sorensen).

Timeout #1 by KC at 00:22.

4-2-DEN 44 (:22) R.Dixon punts 37 yards to KC 19, Center-T.Gafford, out of bounds.

Kansas City Chiefs at 0:13

1-10-KC 19 (:13) A.Smith kneels to KC 18 for -1 yards.

END OF QUARTER

	Score	Time Poss	First Downs				Efficiencies	
			R	P	X	T	3 Down	4 Down
Kansas City Chiefs	9	4:48	0	0	0	0	0/3	0/0
Denver Broncos	3	10:12	3	2	1	6	2/6	0/0

Third Quarter

11/27/2016

Play By Play

KC elects to Receive, and DEN elects to defend the North goal.

B.McManus kicks 65 yards from DEN 35 to end zone, Touchback.

Kansas City Chiefs at 15:00

- 1-10-KC 25 (15:00) S.Ware right tackle to KC 26 for 1 yard (J.Crick).
PENALTY on KC, Illegal Shift, 5 yards, enforced at KC 25 - No Play.
- 1-15-KC 20 (14:39) (Shotgun) A.Smith pass short right to T.Hill to KC 21 for 1 yard (V.Miller).
- 2-14-KC 21 (13:58) (Shotgun) A.Smith scrambles right tackle to KC 24 for 3 yards (J.Crick).
- 3-11-KC 24 (13:12) (Shotgun) A.Smith pass incomplete short left to D.Harris.
- 4-11-KC 24 (13:07) D.Colquitt punts 42 yards to DEN 34, Center-J.Winchester. J.Norwood to DEN 37 for 3 yards (D.Alexander).

Denver Broncos at 12:57

- 1-10-DEN 37 (12:57) D.Booker up the middle to DEN 40 for 3 yards (R.Wilson).
- 2-7-DEN 40 (12:32) D.Booker up the middle to KC 47 for 13 yards (R.Parker; E.Berry). R9
- 1-10-KC 47 (11:53) T.Siemian pass incomplete short middle (J.Houston).
- 2-10-KC 47 (11:49) D.Booker right tackle to KC 42 for 5 yards (T.Hali).
- 3-5-KC 42 (11:04) (Shotgun) T.Siemian pass deep left to D.Thomas pushed ob at KC 18 for 24 yards (K.Acker). P10
- 1-10-KC 18 (10:58) K.Bibbs right guard to KC 19 for -1 yards (J.Houston).
- 2-11-KC 19 (10:21) K.Bibbs up the middle to KC 21 for -2 yards (D.Alexander).
Timeout #1 by DEN at 09:45.
- 3-13-KC 21 (9:45) (Shotgun) T.Siemian pass short right to A.Derby to KC 9 for 12 yards (R.Parker).
- 4-1-KC 9 (9:01) T.Siemian up the middle to KC 8 for 1 yard (E.Berry). R11
- 1-8-KC 8 (8:32) D.Booker up the middle to KC 6 for 2 yards (R.Wilson; D.Johnson).
- 2-6-KC 6 (7:53) (Shotgun) T.Siemian pass incomplete short middle to J.Taylor (P.Gaines).
- 3-6-KC 6 **(7:48) (Shotgun) T.Siemian pass short right to J.Taylor for 6 yards, TOUCHDOWN.** P12
B.McManus extra point is GOOD, Center-T.Gafford, Holder-R.Dixon.

KC 9 DEN 10, 12 plays, 63 yards, 5:20 drive, 7:23 elapsed

B.McManus kicks 65 yards from DEN 35 to end zone, Touchback.

Kansas City Chiefs at 7:37

- 1-10-KC 25 (7:37) S.Ware up the middle to KC 30 for 5 yards (D.Wolfe).
- 2-5-KC 30 (6:54) (Shotgun) A.Smith pass short right to T.Kelce to KC 46 for 16 yards (D.Stewart). P5
- 1-10-KC 46 (6:15) J.Reid reported in as eligible. S.Ware up the middle to KC 49 for 3 yards (V.Miller).
- 2-7-KC 49 (5:32) A.Smith pass incomplete short left to T.Kelce.
- 3-7-KC 49 (5:27) (Shotgun) A.Smith pass short right to T.Kelce to DEN 43 for 8 yards (W.Parks). P6
- 1-10-DEN 43 (4:44) (Shotgun) A.Smith pass short left to S.Ware to DEN 25 for 18 yards (B.Marshall). P7
- 1-10-DEN 25 (4:06) S.Ware up the middle to DEN 19 for 6 yards (T.Davis).
- 2-4-DEN 19 (3:26) (Shotgun) A.Smith pass short right to T.Hill to DEN 21 for -2 yards (C.Harris Jr.).
- 3-6-DEN 21 (2:43) (Shotgun) A.Smith pass short right to D.Thomas to DEN 17 for 4 yards (A.Talib; B.Roby).
- 4-2-DEN 17 (1:51) C.Santos 35 yard field goal is GOOD, NULLIFIED by Penalty, Center-J.Winchester, Holder-D.Colquitt.
PENALTY on DEN, Illegal Formation, 5 yards, enforced at DEN 17 - No Play. X8
- 1-10-DEN 12 (1:44) (Shotgun) S.Ware up the middle to DEN 6 for 6 yards (J.Crick; T.Davis).
- 2-4-DEN 6 (1:06) J.Reid reported in as eligible. S.Ware up the middle to DEN 3 for 3 yards (D.Wolfe).
- 3-1-DEN 3 **(:37) (Shotgun) T.Hill right end for 3 yards, TOUCHDOWN.** R9
C.Santos extra point is GOOD, Center-J.Winchester, Holder-D.Colquitt.

KC 16 DEN 10, 12 plays, 75 yards, 1 penalty, 7:07 drive, 14:30 elapsed

C.Santos kicks 65 yards from KC 35 to end zone, Touchback.

Denver Broncos at 0:30

- 1-10-DEN 25 (:30) T.Siemian pass incomplete short right to E.Sanders.
- 2-10-DEN 25 (:25) T.Siemian pass short left to D.Thomas to DEN 31 for 6 yards (P.Gaines).

END OF QUARTER

	Score	Time Poss	First Downs				Efficiencies	
			R	P	X	T	3 Down	4 Down
Kansas City Chiefs	16	9:10	1	3	1	5	2/4	0/0
Denver Broncos	10	5:50	2	2	0	4	2/3	1/1

Fourth Quarter

11/27/2016

Play By Play

Denver Broncos continued.

- 3-4-DEN 31 (15:00) (Shotgun) T.Siemian pass incomplete short middle to J.Norwood (K.Acker).
- 4-4-DEN 31 (14:54) R.Dixon punts 55 yards to KC 14, Center-T.Gafford, downed by DEN-K.Webster.

Kansas City Chiefs at 14:43

- 1-10-KC 14 (14:43) J.Reid reported in as eligible. S.Ware up the middle to KC 15 for 1 yard (J.Crick).
- 2-9-KC 15 (14:04) (Shotgun) A.Smith sacked at KC 11 for -4 yards (D.Ware).
- 3-13-KC 11 (13:19) (Shotgun) A.Smith sacked at KC 8 for -3 yards (S.Ray).
- 4-16-KC 8 (12:34) (Punt formation) *PENALTY on KC-D.Robinson, False Start, 4 yards, enforced at KC 8 - No Play.*
- 4-20-KC 4 (12:29) D.Colquitt punts 44 yards to KC 48, Center-J.Winchester. J.Norwood MUFFS catch, RECOVERED by KC-J.Winchester at KC 41. J.Winchester to KC 41 for no gain (J.Taylor).

Kansas City Chiefs at 12:19

- 1-10-KC 41 (12:19) (Shotgun) S.Ware right tackle to KC 43 for 2 yards (S.Williams).
PENALTY on KC-L.Duvernay-Tardif, Offensive Holding, 10 yards, enforced at KC 41 - No Play.
- 1-20-KC 31 (11:50) (Shotgun) A.Smith pass short right to S.Ware to KC 45 for 14 yards (B.Marshall, A.Talib).
- 2-6-KC 45 (11:04) A.Smith sacked at KC 38 for -7 yards (V.Miller).
Timeout #1 by KC at 10:17.
- 3-13-KC 38 (10:17) (Shotgun) A.Smith pass short middle to T.Kelce to KC 44 for 6 yards (C.Harris Jr.).
- 4-7-KC 44 (9:32) D.Colquitt punts 44 yards to DEN 12, Center-J.Winchester, fair catch by J.Norwood.

Denver Broncos at 9:24

- 1-10-DEN 12 (9:24) D.Booker right tackle to DEN 13 for 1 yard (J.Houston).
- 2-9-DEN 13 (8:46) T.Siemian pass deep left to E.Sanders pushed ob at KC 23 for 64 yards (E.Berry) P13
PENALTY on DEN, Unsportsmanlike Conduct, 15 yards, enforced between downs.
- 1-10-KC 38 (8:29) D.Booker up the middle to KC 35 for 3 yards (J.Houston).
- 2-7-KC 35 (7:53) **T.Siemian pass deep left to E.Sanders for 35 yards, TOUCHDOWN.** P14
Penalty on KC-R.Parker, Illegal Contact, declined.
B.McManus extra point is GOOD, Center-T.Gafford, Holder-R.Dixon.

KC 16 DEN 17, 4 plays, 88 yards, 1:37 drive, 7:13 elapsed

B.McManus kicks 65 yards from DEN 35 to end zone, Touchback.

Kansas City Chiefs at 7:47

- 1-10-KC 25 (7:47) A.Smith pass short left to T.Hill to KC 34 for 9 yards (B.Marshall).
Penalty on DEN-D.Ware, Defensive Offside, declined.
- 2-1-KC 34 (7:24) S.Ware left tackle to KC 37 for 3 yards (D.Wolfe) R10
- 1-10-KC 37 (6:41) (Shotgun) A.Smith pass incomplete short right to T.Kelce (C.Nelson).
- 2-10-KC 37 (6:35) K.Davis up the middle to KC 40 for 3 yards (V.Miller).
- 3-7-KC 40 (5:55) (Shotgun) A.Smith pass incomplete short right to T.Kelce (J.Simmons).
- 4-7-KC 40 (5:50) D.Colquitt punts 53 yards to DEN 7, Center-J.Winchester. J.Norwood to DEN 11 for 4 yards (D.Alexander).
PENALTY on DEN-K.Webster, Offensive Holding, 3 yards, enforced at DEN 7.

Denver Broncos at 5:37

- 1-10-DEN 4 (5:37) D.Booker right guard to DEN 3 for -1 yards (C.Jones).
- 2-11-DEN 3 (5:01) D.Booker right tackle to DEN 3 for no gain (D.Johnson; R.Nunez-Roches).
- 3-11-DEN 3 (4:14) (Shotgun) T.Siemian pass short middle to A.Derby to DEN 16 for 13 yards (R.Parker) P15
- 1-10-DEN 16 (3:31) D.Booker left tackle to DEN 15 for -1 yards (R.Nunez-Roches).
Timeout #2 by KC at 03:27.
- 2-11-DEN 15 (3:27) *PENALTY on DEN-E.Sanders, False Start, 5 yards, enforced at DEN 15 - No Play.*
- 2-16-DEN 10 (3:27) T.Siemian scrambles up the middle to DEN 24 for 14 yards (R.Nunez-Roches).
Timeout #3 by KC at 03:12.
- 3-2-DEN 24 (3:12) **T.Siemian pass deep left to B.Fowler for 76 yards, TOUCHDOWN.** P16
B.McManus extra point is GOOD, Center-T.Gafford, Holder-R.Dixon.

KC 16 DEN 24, 6 plays, 96 yards, 2:37 drive, 12:00 elapsed

B.McManus kicks 65 yards from DEN 35 to end zone, Touchback.

Kansas City Chiefs at 3:00

Kansas City Chiefs vs Denver Broncos at Sports Authority Field at Mile High

1-10-KC 25 (3:00) (Shotgun) A.Smith sacked at KC 18 for -7 yards (D.Wolfe).
 2-17-KC 18 (2:31) (Shotgun) A.Smith pass short left to C.Conley pushed ob at KC 25 for 7 yards (C.Harris Jr.).
 3-10-KC 25 (2:26) (Shotgun) A.Smith pass short left to T.Kelce to KC 35 for 10 yards (J.Simmons). P11
1-10-KC 35 (2:01) A.Smith pass short left to C.Conley to KC 48 for 13 yards (B.Roby). P12

Two-Minute Warning

1-10-KC 48 (1:56) (Shotgun) A.Smith pass incomplete short left to T.Kelce [D.Ware].
PENALTY on DEN-K.Webster, Defensive Holding, 5 yards, enforced at KC 48 - No Play. X13
1-10-DEN 47 (1:51) (Shotgun) *PENALTY on DEN-V.Miller, Defensive Offside, 5 yards, enforced at DEN 47 - No Play.*
 1-5-DEN 42 (1:51) (Shotgun) A.Smith pass short right to T.Hill to DEN 34 for 8 yards (C.Harris Jr.) P14
1-10-DEN 34 (1:29) (Shotgun) A.Smith pass incomplete short middle to T.Kelce (B.Marshall).
 2-10-DEN 34 (1:26) (Shotgun) A.Smith pass short middle to T.Kelce to DEN 25 for 9 yards (T.Ward).
 3-1-DEN 25 (1:02) (No Huddle, Shotgun) A.Smith pass short right to C.Conley to DEN 19 for 6 yards (A.Talib). P15
1-10-DEN 19 (:41) (No Huddle, Shotgun) A.Smith pass incomplete deep right to C.Conley (A.Talib).
PENALTY on DEN-T.Ward, Illegal Contact, 5 yards, enforced at DEN 19 - No Play. X16
1-10-DEN 14 (:35) (Shotgun) A.Smith pass incomplete short left to A.Wilson.
 2-10-DEN 14 (:29) (Shotgun) A.Smith pass incomplete short right to C.West (V.Miller).
 3-10-DEN 14 (:25) (Shotgun) A.Smith pass incomplete short middle to A.Wilson.
 4-10-DEN 14 (:19) (Shotgun) A.Smith pass short left to T.Hill ran ob at DEN 3 for 11 yards. P17
1-3-DEN 3 (:15) (Shotgun) **A.Smith pass short left to T.Hill to DEN 1 for 2 yards (B.Roby).**
The Replay Official reviewed the runner was down by contact ruling, and the play was REVERSED.
(Shotgun) A.Smith pass short left to T.Hill for 3 yards, TOUCHDOWN. P18
 TWO-POINT CONVERSION ATTEMPT. A.Smith pass to D.Harris is complete. ATTEMPT SUCCEEDS.

KC 24 DEN 24, 13 plays, 75 yards, 3 penalties, 2:48 drive, 14:48 elapsed

C.Santos kicks 65 yards from KC 35 to end zone, Touchback.

Denver Broncos at 0:12

1-10-DEN 25 (:12) T.Siemian kneels to DEN 24 for -1 yards.

END OF QUARTER

	Score	Time Poss	First Downs				Efficiencies	
			R	P	X	T	3 Down	4 Down
Kansas City Chiefs	24	10:17	1	6	2	9	2/6	1/1
Denver Broncos	24	4:43	0	4	0	4	2/3	0/0

Overtime

11/27/2016

Play By Play

DEN wins toss, elects to Receive, and KC elects to defend the North goal.

C.Santos kicks 65 yards from KC 35 to end zone, Touchback.

Denver Broncos at 15:00

- 1-10-DEN 25 (15:00) D.Booker up the middle to DEN 32 for 7 yards (P.Gaines).
- 2-3-DEN 32 (14:26) D.Booker left tackle to DEN 34 for 2 yards (T.Hali).
- 3-1-DEN 34 (13:47) (Shotgun) T.Siemian pass short right to D.Thomas to DEN 45 for 11 yards (M.Peters; E.Berry). P17
- 1-10-DEN 45 (13:09) T.Siemian pass incomplete short middle to J.Taylor (P.Gaines).
- 2-10-DEN 45 (13:04) (Shotgun) K.Bibbs up the middle to DEN 48 for 3 yards (K.Reyes).
- 3-7-DEN 48 (12:22) (Shotgun) T.Siemian pass short right to D.Booker to KC 30 for 22 yards (D.Johnson). P18
- 1-10-KC 30 (11:39) K.Bibbs right tackle to KC 32 for -2 yards (J.Houston).
- 2-12-KC 32 (11:01) T.Siemian pass incomplete deep left to D.Thomas.
- PENALTY on KC-K.Acker, Defensive Pass Interference, 12 yards, enforced at KC 32 - No Play.* X19
- 1-10-KC 20 (10:55) D.Booker left tackle to KC 20 for no gain (E.Berry).
- 2-10-KC 20 (10:15) T.Siemian scrambles left tackle to KC 19 for 1 yard (J.Houston).
- 3-9-KC 19 (9:33) (Shotgun) T.Siemian sacked at KC 26 for -7 yards (T.Hali).
- 4-16-KC 26 (8:55) **B.McManus 44 yard field goal is GOOD, Center-T.Gafford, Holder-R.Dixon.**

KC 24 DEN 27, 11 plays, 49 yards, 1 penalty, 6:09 drive, 6:09 elapsed

B.McManus kicks 71 yards from DEN 35 to KC -6. D.Thomas pushed ob at KC 35 for 41 yards (B.McManus).

Kansas City Chiefs at 8:51, (1st play from scrimmage 8:46)

- 1-10-KC 35 (8:46) *PENALTY on DEN, Defensive 12 On-field, 5 yards, enforced at KC 35 - No Play.*
- 1-5-KC 40 (8:46) S.Ware up the middle to KC 41 for 1 yard (J.Crick; D.Wolfe).
- 2-4-KC 41 (8:03) (Shotgun) A.Smith pass short left to T.Hill to KC 46 for 5 yards (T.Davis; B.Marshall). P19
- 1-10-KC 46 (7:23) (Shotgun) C.West left tackle to KC 48 for 2 yards (D.Ware).
- 2-8-KC 48 (6:43) (Shotgun) A.Smith pass deep right to T.Kelce to DEN 31 for 21 yards (A.Talib). P20
- 1-10-DEN 31 (6:06) J.Reid reported in as eligible. S.Ware left end pushed ob at DEN 24 for 7 yards (S.Ray).
- 2-3-DEN 24 (5:46) (Shotgun) C.West left tackle to DEN 20 for 4 yards (S.Ray). R21
- 1-10-DEN 20 (5:10) K.Davis up the middle to DEN 19 for 1 yard (D.Stewart).
- 2-9-DEN 19 (4:32) (Shotgun) A.Smith pass incomplete short right to C.Conley.
- Timeout #1 by KC at 04:28.
- 3-9-DEN 19 (4:28) (Shotgun) A.Smith pass incomplete short left to T.Kelce.
- 4-9-DEN 19 (4:23) **C.Santos 37 yard field goal is GOOD, Center-J.Winchester, Holder-D.Colquitt.**

KC 27 DEN 27, 10 plays, 46 yards, 1 penalty, 4:32 drive, 10:41 elapsed

C.Santos kicks 65 yards from KC 35 to end zone, Touchback.

Denver Broncos at 4:19

- 1-10-DEN 25 (4:19) T.Siemian scrambles left end ran ob at DEN 33 for 8 yards.
- 2-2-DEN 33 (4:09) D.Booker left guard to DEN 39 for 6 yards (R.Wilson; D.Johnson). R20
- 1-10-DEN 39 (3:31) T.Siemian pass incomplete short left to D.Thomas.
- 2-10-DEN 39 (3:27) K.Bibbs left guard to DEN 46 for 7 yards (K.Reyes).
- Timeout #1 by DEN at 02:47.
- 3-3-DEN 46 (2:47) (Shotgun) T.Siemian pass short left to A.Derby to KC 44 for 10 yards (K.Acker). P21

Two-Minute Warning

- 1-10-KC 44 (2:00) K.Bibbs left tackle to KC 44 for no gain (D.Johnson).
- 2-10-KC 44 (1:17) (Shotgun) T.Siemian pass incomplete short left (C.Jones).
- 3-10-KC 44 (1:13) (Shotgun) T.Siemian pass incomplete deep right to B.Fowler.
- Timeout #2 by DEN at 01:08.
- 4-10-KC 44 (1:08) B.McManus 62 yard field goal is No Good, Short, Center-T.Gafford, Holder-R.Dixon.

Kansas City Chiefs at 1:03

- 1-10-DEN 48 (1:03) (Shotgun) A.Smith scrambles left guard to DEN 42 for 6 yards (B.Marshall).
- PENALTY on DEN-D.Ware, Defensive Offside, 5 yards, enforced at DEN 48 - No Play.*
- 1-5-DEN 43 (:55) (Shotgun) A.Smith pass short left to T.Hill to DEN 32 for 11 yards (A.Talib). P22

Kansas City Chiefs vs Denver Broncos at Sports Authority Field at Mile High

1-10-DEN 32 (:37) A.Smith spiked the ball to stop the clock.

2-10-DEN 32 (:37) (Shotgun) A.Smith pass short middle to T.Kelce to DEN 16 for 16 yards (J.Simmons).

Timeout #2 by KC at 00:05.

1-10-DEN 16 (:05) **C.Santos 34 yard field goal is GOOD, Center-J.Winchester, Holder-D.Colquitt.**

KC 30 DEN 27, 4 plays, 32 yards, 1 penalty, 1:01 drive, 14:58 elapsed

END OF QUARTER	Score	Time Poss	First Downs				Efficiencies	
			R	P	X	T	3 Down	4 Down
Kansas City Chiefs	30	5:33	1	4	0	5	0/1	0/0
Denver Broncos	27	9:25	1	3	1	5	3/5	0/0

Miscellaneous Statistics Report

Kansas City Chiefs vs Denver Broncos
11/27/2016 at Sports Authority Field at Mile High

Ten Longest Plays for Kansas City Chiefs

Yards	Qtr	Play Start	Play Description
21	5	2-8-KC 48	(6:43) (Shotgun) A.Smith pass deep right to T.Kelce to DEN 31 for 21 yards (A.Talib).
18	3	1-10-DEN 43	(4:44) (Shotgun) A.Smith pass short left to S.Ware to DEN 25 for 18 yards (B.Marshall).
16	3	2-5-KC 30	(6:54) (Shotgun) A.Smith pass short right to T.Kelce to KC 46 for 16 yards (D.Stewart).
16	5	2-10-DEN 32	(:37) (Shotgun) A.Smith pass short middle to T.Kelce to DEN 16 for 16 yards (J.Simmons).
15	1	2-3-KC 20	(2:37) (Shotgun) A.Smith pass short right to T.Kelce to KC 35 for 15 yards (V.Miller).
14	4	1-20-KC 31	(11:50) (Shotgun) A.Smith pass short right to S.Ware to KC 45 for 14 yards (B.Marshall, A.Talib).
13	4	1-10-KC 35	(2:01) A.Smith pass short left to C.Conley to KC 48 for 13 yards (B.Roby).
11	4	4-10-DEN 14	(:19) (Shotgun) A.Smith pass short left to T.Hill ran ob at DEN 3 for 11 yards.
11	5	1-5-DEN 43	(:55) (Shotgun) A.Smith pass short left to T.Hill to DEN 32 for 11 yards (A.Talib).
10	4	3-10-KC 25	(2:26) (Shotgun) A.Smith pass short left to T.Kelce to KC 35 for 10 yards (J.Simmons).

Ten Longest Plays for Denver Broncos

Yards	Qtr	Play Start	Play Description
76	4	3-2-DEN 24	(3:12) T.Siemian pass deep left to B.Fowler for 76 yards, TOUCHDOWN.
64	4	2-9-DEN 13	(8:46) T.Siemian pass deep left to E.Sanders pushed ob at KC 23 for 64 yards (E.Berry).
35	4	2-7-KC 35	(7:53) T.Siemian pass deep left to E.Sanders for 35 yards, TOUCHDOWN.
29	2	1-10-DEN 41	(4:20) T.Siemian pass short left to E.Sanders to KC 45 for 14 yards (P.Gaines; E.Berry).
24	3	3-5-KC 42	(11:04) (Shotgun) T.Siemian pass deep left to D.Thomas pushed ob at KC 18 for 24 yards (K.Acker).
22	5	3-7-DEN 48	(12:22) (Shotgun) T.Siemian pass short right to D.Booker to KC 30 for 22 yards (D.Johnson).
20	2	3-9-DEN 33	(11:05) (Shotgun) T.Siemian pass deep left to E.Sanders pushed ob at KC 47 for 20 yards (K.Acker).
14	1	1-10-DEN 25	(6:09) T.Siemian pass short middle to E.Sanders to DEN 39 for 14 yards (P.Gaines).
14	4	2-16-DEN 10	(3:27) T.Siemian scrambles up the middle to DEN 24 for 14 yards (R.Nunez-Roches).
13	3	2-7-DEN 40	(12:32) D.Booker up the middle to KC 47 for 13 yards (R.Parker; E.Berry).

Touchdown Scoring Information

		Offense	Defense	Special Teams
VISITOR	Kansas City Chiefs	2	0	1
HOME	Denver Broncos	3	0	0

Player Scoring Information

Club	Player	TD	Rush TD	Rec TD	KO TD	Punt TD	Int TD	Fum TD	Misc TD	FG	XP	2Pt Rush	2Pt Rec	Sfty	Points
KC	T.Hill	0	1	1	1	0	0	0	0	0	0	0	0	0	18
KC	C.Santos	0	0	0	0	0	0	0	0	2	2	0	0	0	8
KC	D.Harris	0	0	0	0	0	0	0	0	0	0	0	1	0	2
DEN	B.McManus	0	0	0	0	0	0	0	0	2	3	0	0	0	9
DEN	J.Taylor	0	0	1	0	0	0	0	0	0	0	0	0	0	6
DEN	B.Fowler	0	0	1	0	0	0	0	0	0	0	0	0	0	6
DEN	E.Sanders	0	0	1	0	0	0	0	0	0	0	0	0	0	6

Possession Detail

	First Half		Second Half		Game	
	Visitor	Home	Visitor	Home	Visitor	Home
Largest Lead	9	0	6	8	9	8
Drives Leading	3	0	3	1	6	1
Time of Possession Leading	1:28	0:00	7:22	2:37	8:50	2:37
Largest Deficit	0	-9	-8	-6	-8	-9
Drives Trailing	0	2	4	3	4	5
Time of Possession Trailing	0:00	4:48	16:37	7:44	16:37	12:32
Times Score Tied Up		0		2		2
Lead Changes		1		5		6

Playtime Percentage

Percent of playtime per player on offense, defense and special teams

Kansas City Chiefs

Denver Broncos

		Offense	Defense	Special Teams				Offense	Defense	Special Teams			
M Morse	C	87	100%	5	12%	R Okung	T	84	100%	6	14%		
L Duvernay-Tardif	G	87	100%	5	12%	M Garcia	G	84	100%	6	14%		
Z Fulton	G	87	100%	5	12%	M Paradis	C	84	100%	6	14%		
E Fisher	T	87	100%	5	12%	M Schofield	T	84	100%	6	14%		
M Schwartz	T	87	100%			T Siemian	QB	84	100%				
C Conley	WR	87	100%			D Thomas	WR	79	94%				
A Smith	QB	87	100%			E Sanders	WR	77	92%				
T Kelce	TE	79	91%			D Stephenson	T	62	74%	6	14%		
A Wilson	WR	59	68%	16	38%	V Green	TE	53	63%	12	29%		
T Hill	WR	59	68%	9	21%	D Booker	RB	49	58%				
S Ware	FB	42	48%			A Derby	TE	40	48%	6	14%		
C West	RB	33	38%			A Janovich	FB	32	38%	8	19%		
D Harris	TE	30	34%	24	57%	K Bibbs	RB	31	37%	23	55%		
A Sherman	FB	18	21%	28	67%	B Fowler	WR	22	26%	20	48%		
K Davis	RB	10	11%			T Sambrailo	T	22	26%				
J O'Shaughnessy	TE	8	9%	29	69%	J Norwood	WR	19	23%	11	26%		
J Reid	T	7	8%	5	12%	J Taylor	WR	18	21%	21	50%		
D Thomas	WR	3	3%	29	69%	A Talib	CB		84	97%	4	10%	
P Gaines	CB		84	100%	8	19%	T Ward	SS		83	95%		
M Peters	CB		84	100%	2	5%	C Harris	CB		82	94%		
R Parker	FS		84	100%	2	5%	B Marshall	LB		74	85%		
E Berry	SS		84	100%			D Stewart	FS		73	84%		
T Hali	LB		83	99%			V Miller	LB		72	83%		
D Johnson	LB		75	89%			D Wolfe	DE		67	77%	5	12%
J Houston	LB		75	89%			J Crick	DE		66	76%	13	31%
R Nunez-Roches	NT		59	70%	8	19%	D Ware	LB		62	71%		
C Jones	DE		57	68%	8	19%	B Roby	CB		58	67%	1	2%
R Wilson	LB		51	61%	8	19%	T Davis	LB		48	55%	7	17%
K Reyes	DE		51	61%	6	14%	S Williams	NT		38	44%	6	14%
J Jenkins	DE		42	50%	6	14%	S Ray	LB		38	44%		
K Acker	CB		41	49%			J Simmons	FS		32	37%	36	86%
D Sorensen	SS		22	26%	35	83%	S Barrett	LB		28	32%	30	71%
D Poe	NT		14	17%	2	5%	B Winn	DE		22	25%	8	19%
F Zombo	LB		10	12%	31	74%	C Nelson	LB		18	21%	36	86%
D Alexander	LB		4	5%	37	88%	W Parks	SS		6	7%	33	79%
D White	CB		3	4%	19	45%	A Gotsis	DE		4	5%	1	2%
E Murray	FS		1	1%	35	83%	K Webster	CB		2	2%	30	71%
D Robinson	WR			22	52%	Z Anderson	LB		1	1%	29	69%	
T Smith	LB			19	45%	D Watson	LB				36	86%	
D Colquitt	P			15	36%	R Dixon	P			15	36%		
J Winchester	LS			15	36%	T Gafford	LS			14	33%		
C Santos	K			11	26%	J Thompson	RB			13	31%		
B Witzmann	T			5	12%	B McManus	K			12	29%		
T Mitchell	CB			4	10%								
D Nicolas	LB			4	10%								

National Football League Game Summary

NFL Copyright © 2016 by The National Football League. All rights reserved. This summary and play-by-play is for the express purpose of assisting media in their coverage of the game; any other use of this material is prohibited without the written permission of the National Football League. Updated: 11/28/2016

Date: Sunday, 11/27/2016

Arizona Cardinals at Atlanta Falcons

Start Time: 1:03 PM EST

at Georgia Dome, Atlanta, GA

Game Day Weather

Played Indoor, non-retractable roof on Turf: Field

Outdoor Weather: Partly cloudy,

Officials

Referee: Parry, John (132)	Umpire: Pellis, Mark (131)	Head Linesman: McGrath, John (5)
Line Judge: Seeman, Jeff (45)	Side Judge: Washington, Keith (7)	Field Judge: Walker, Jabir (26)
Back Judge: Paganelli, Perry (46)	Replay Official: McGrath, Bob ()	

Lineups

Arizona Cardinals			Atlanta Falcons				
Offense		Defense	Offense		Defense		
WR 11	L.Fitzgerald	DT 93	C.Campbell	WR 11	J.Jones	DE 50	B.Reed
LT 74	D.Humphries	NT 98	C.Peters	LT 70	J.Matthews	DT 95	J.Babineaux
LG 76	M.Iupati	DT 97	J.Mauro	LG 67	A.Levitre	DT 97	G.Jarrett
C 53	A.Shipley	SAM 55	Ch.Jones	C 51	A.Mack	DE 94	T.Jackson
RG 73	J.Wetzel	ILB 51	K.Minter	RG 65	C.Chester	LB 41	P.Wheeler
RT 75	U.John	\$LB 20	D.Bucannon	RT 73	R.Schraeder	LB 53	L.Reynolds
TE 85	D.Fells	LCB 21	P.Peterson	TE 80	L.Toilolo	LB 59	D.Campbell
WR 12	Jo.Brown	RCB 41	M.Cooper	WR 12	M.Sanu	CB 23	R.Alford
QB 3	C.Palmer	SS 22	T.Jefferson	WR 18	T.Gabriel	CB 32	J.Collins
RB 31	D.Johnson	FS 32	T.Mathieu	QB 2	M.Ryan	S 37	R.Allen
TE 84	J.Gresham	DB 36	D.Swearinger	RB 24	D.Freeman	S 22	K.Neal

Substitutions

P 2 D.Butler, K 7 C.Catanzaro, WR 10 B.Golden, WR 14 J.Nelson, WR 15 M.Floyd, CB 26 B.Williams, CB 28 J.Bethel, CB 29 T.Simon, RB 30 S.Taylor, RB 33 K.Williams, RB 38 A.Ellington, LB 44 M.Golden, LS 46 A.Brewer, LB 52 Z.Gooden, LB 57 A.Okafor, C 70 E.Boehm, TE 89 H.Valles, DT 92 F.Rucker, NT 94 X.Williams, DT 95 R.Gunter, LB 96 K.Martin

Substitutions

K 3 M.Bryant, K 6 M.Wile, QB 8 M.Schaub, WR 14 E.Weems, WR 16 J.Hardy, WR 19 A.Robinson, RB 26 T.Coleman, S 27 R.Therezie, CB 29 C.Goodwin, DB 30 D.Olatoye, CB 34 B.Poole, S 36 K.Ishmael, FB 42 P.DiMarco, OLB 44 V.Beasley, LB 45 D.Jones, LS 47 J.Harris, LB 55 P.WorriLOW, G 63 B.Garland, T 76 T.Compton, TE 81 A.Hooper, TE 82 J.Perkins, DT 91 C.Upshaw, DE 93 D.Freeney, DE 99 A.Clayborn

Did Not Play

QB 5 D.Stanton, C 65 T.Boggs, G 78 E.Watford

Did Not Play

Not Active

WR 18 M.Bundy, S 25 C.Bryant, LB 54 S.Moore, G 61 C.Toner, DT 72 O.Pierre, DT 90 R.Nkemdiche, DT 91 E.Stinson

Not Active

P 5 M.Bosher, S 20 S.Neasman, CB 21 D.Trufant, RB 28 T.Ward, G 71 W.Schweitzer, DT 77 R.Hageman, DL 98 C.Matthews

Field Goals (made () & missed)

C.Catanzaro	(25) (54)	M.Bryant	(45)				
		1	2	3	4	OT	Total
VISITOR:	Arizona Cardinals	7	6	0	6	0	19
HOME:	Atlanta Falcons	7	10	7	14	0	38

Scoring Plays

Team	Qtr	Time	Play Description (Extra Point) (Drive Info)	Visitor	Home
Cardinals	1	9:39	J.Gresham 1 yd. pass from C.Palmer (C.Catanzaro kick) (9-75, 5:21)	7	0
Falcons	1	3:38	D.Freeman 1 yd. run (M.Bryant kick) (11-72, 6:01)	7	7
Cardinals	2	12:52	C.Catanzaro 25 yd. Field Goal (11-68, 5:46)	10	7
Falcons	2	8:30	M.Bryant 45 yd. Field Goal (9-48, 4:22)	10	10
Falcons	2	2:19	T.Gabriel 35 yd. pass from M.Ryan (M.Bryant kick) (2-45, 0:51)	10	17
Cardinals	2	0:00	C.Catanzaro 54 yd. Field Goal (4-27, 0:25)	13	17
Falcons	3	2:56	T.Coleman 2 yd. run (M.Bryant kick) (13-77, 6:05)	13	24
Falcons	4	8:48	T.Gabriel 25 yd. pass from M.Ryan (M.Bryant kick) (10-60, 5:29)	13	31
Cardinals	4	4:44	D.Johnson 3 yd. pass from C.Palmer (pass failed) (13-75, 4:04)	19	31

National Football League Game Summary

NFL Copyright © 2016 by The National Football League. All rights reserved. This summary and play-by-play is for the express purpose of assisting media in their coverage of the game; any other use of this material is prohibited without the written permission of the National Football League. Updated: 11/28/2016

Falcons 4 2:07 D.Freeman 5 yd. run (M.Bryant kick) (6-46, 2:37)

19 38

Paid Attendance: 69,233

Time: 3:01

Arizona Cardinals vs Atlanta Falcons
11/27/2016 at Georgia Dome

Final Team Statistics

	Visitor Cardinals	Home Falcons
TOTAL FIRST DOWNS	23	28
By Rushing	3	8
By Passing	17	15
By Penalty	3	5
THIRD DOWN EFFICIENCY	4-11-36%	4-9-44%
FOURTH DOWN EFFICIENCY	1-2-50%	1-1-100%
TOTAL NET YARDS	332	360
Total Offensive Plays (inc. times thrown passing)	61	67
Average gain per offensive play	5.4	5.4
NET YARDS RUSHING	58	116
Total Rushing Plays	14	30
Average gain per rushing play	4.1	3.9
Tackles for a loss-number and yards	2-2	6-13
NET YARDS PASSING	274	244
Times thrown - yards lost attempting to pass	2-15	3-25
Gross yards passing	289	269
PASS ATTEMPTS-COMPLETIONS-HAD INTERCEPTED	45-25-1	34-26-1
Avg gain per pass play (inc.# thrown passing)	5.8	6.6
KICKOFFS Number-In End Zone-Touchbacks	4-2-2	7-7-7
PUNTS Number and Average	4-41.5	2-58.0
Had Blocked	0	0
FGs - PATs Had Blocked	0-0	0-0
Net Punting Average	40.0	52.0
TOTAL RETURN YARDAGE (Not Including Kickoffs)	18	13
No. and Yards Punt Returns	2-12	2-6
No. and Yards Kickoff Returns	0-0	1-23
No. and Yards Interception Returns	1-6	1-7
PENALTIES Number and Yards	8-60	4-23
FUMBLES Number and Lost	1-0	0-0
TOUCHDOWNS	2	5
Rushing	0	3
Passing	2	2
EXTRA POINTS Made-Attempts	1-2	5-5
Kicking Made-Attempts	1-1	5-5
Passing Made-Attempts	0-1	0-0
FIELD GOALS Made-Attempts	2-2	1-1
RED ZONE EFFICIENCY	2-3-67%	3-3-100%
GOAL TO GO EFFICIENCY	2-3-67%	2-2-100%
SAFETIES	0	0
FINAL SCORE	19	38
TIME OF POSSESSION	25:38	34:22

Ball Possession And Drive Chart

Arizona Cardinals

#	Time Recd	Time Lost	Time Poss	How Ball Obtained	Drive Began	# Play	Yds Gain	Yds Pen	Net Yds	1st Down	Last Scrm	How Given Up
1	15:00	9:39	5:21	Kickoff	ARZ 25	9	75	0	75	5	* ATL 1	Touchdown
2	3:38	12:52	5:46	Kickoff	ARZ 25	11	68	0	68	4	* ATL 7	Field Goal
3	8:30	6:20	2:10	Kickoff	ARZ 25	4	34	-10	24	1	ARZ 49	Punt
4	4:55	3:10	1:45	Punt	ARZ 29	3	-2	-21	-23	0	ARZ 6	Punt
5	2:19	1:43	0:36	Kickoff	ARZ 25	3	8	0	8	0	ARZ 33	Punt
6	0:25	0:00	0:25	Interception	ARZ 37	4	27	0	27	2	ATL 36	Field Goal
7	10:07	9:01	1:06	Punt	ARZ 27	3	0	0	0	0	ARZ 27	Punt
8	2:56	14:17	3:39	Kickoff	ARZ 25	8	30	5	35	3	ATL 40	Downs
9	8:48	4:44	4:04	Kickoff	ARZ 25	13	67	8	75	7	* ATL 3	Touchdown
10	2:07	1:21	0:46	Kickoff	ARZ 25	5	12	0	12	1	ARZ 37	Interception

(268) Average ARZ 27

Atlanta Falcons

#	Time Recd	Time Lost	Time Poss	How Ball Obtained	Drive Began	# Play	Yds Gain	Yds Pen	Net Yds	1st Down	Last Scrm	How Given Up
1	9:39	3:38	6:01	Kickoff	ATL 28	11	71	1	72	5	* ARZ 1	Touchdown
2	12:52	8:30	4:22	Kickoff	ATL 25	9	44	4	48	3	ARZ 27	Field Goal
3	6:20	4:55	1:25	Punt	ATL 16	3	4	0	4	0	ATL 20	Punt
4	3:10	2:19	0:51	Punt	ARZ 45	2	45	0	45	2	ARZ 35	Touchdown
5	1:43	0:25	1:18	Punt	ATL 31	6	34	0	34	3	ARZ 35	Interception
6	15:00	10:07	4:53	Kickoff	ATL 25	6	-9	4	-5	2	ATL 20	Punt
7	9:01	2:56	6:05	Punt	ATL 23	13	77	0	77	6	* ARZ 2	Touchdown
8	14:17	8:48	5:29	Downs	ATL 40	10	65	-5	60	4	ARZ 25	Touchdown
9	4:44	2:07	2:37	Kickoff	ARZ 46	6	31	15	46	3	* ARZ 5	Touchdown
10	1:21	0:00	1:21	Interception	ARZ 36	2	-2	0	-2	0	ARZ 37	End of Game

(361) Average ATL 36

* inside opponent's 20

Time of Possession by Quarter		1st	2nd	3rd	4th	OT	Total
Visitor	Arizona Cardinals	8:59	7:04	4:02	5:33		25:38
Home	Atlanta Falcons	6:01	7:56	10:58	9:27		34:22

Kickoff Drive No.-Start Average

Cardinals: 7 - ARZ 25

Falcons: 3 - ATL 26

Arizona Cardinals vs Atlanta Falcons
11/27/2016 at Georgia Dome

Final Defensive Statistics

Arizona Cardinals	Regular Defensive Plays											Special Teams					Misc			
	TKL	AST	COMB	SK	/ YDS	TFL	Q	IN	PD	FF	FR	TKL	AST	FF	FR	BL	TKL	AST	FF	FR
M.Cooper	9	0	9	0	0	0	0	0	0	0	0	0	0	0	0	0	0	0	0	0
D.Swearinger	7	0	7	0	0	1	0	1	2	0	0	0	0	0	0	0	0	0	0	0
T.Jefferson	5	2	7	1	8	1	1	0	0	0	0	0	0	0	0	0	0	0	0	0
P.Peterson	4	1	5	0	0	1	0	0	0	0	0	0	0	0	0	0	0	0	0	0
D.Bucannon	4	1	5	0	0	0	0	0	0	0	0	0	0	0	0	0	0	0	0	0
C.Peters	4	0	4	0	0	1	0	0	0	0	0	0	0	0	0	0	0	0	0	0
C.Campbell	3	0	3	0	0	1	2	0	0	0	0	0	0	0	0	0	0	0	0	0
F.Rucker	2	1	3	0	0	0	0	0	0	0	0	0	0	0	0	0	0	0	0	0
T.Mathieu	2	0	2	1	11	1	1	0	1	0	0	0	0	0	0	0	0	0	0	0
K.Minter	2	0	2	0	0	0	0	0	0	0	0	0	0	0	0	0	0	0	0	0
Ch.Jones	2	0	2	0	0	1	0	0	0	0	0	0	0	0	0	0	0	0	0	0
J.Mauro	2	0	2	0	0	1	0	0	0	0	0	0	0	0	0	0	0	0	0	0
M.Golden	1	0	1	1	6	1	2	0	0	0	0	0	0	0	0	0	0	0	0	0
B.Williams	0	0	0	0	0	0	0	0	0	0	0	0	0	0	0	0	0	0	0	0
Z.Gooden	0	0	0	0	0	0	0	0	0	0	0	0	0	0	0	0	0	0	0	0
A.Brewer	0	0	0	0	0	0	0	0	0	0	0	0	0	0	0	0	0	0	0	0
K.Williams	0	0	0	0	0	0	0	0	0	0	0	0	0	0	0	0	0	0	0	0
A.Shipley	0	0	0	0	0	0	0	0	0	0	0	0	0	0	0	0	1	0	0	0
C.Palmer	0	0	0	0	0	0	0	0	0	0	0	0	0	0	0	0	0	0	0	1
Total	47	5	52	3	25	9	6	1	3	0	0	4	0	0	0	0	1	0	0	1

TKL = Tackle AST = Assist COMB = Combined QH=QB Hit IN = Interception PD = Pass Defense FF = Forced Fumble FR = Fumble Recovery

Atlanta Falcons	Regular Defensive Plays											Special Teams					Misc			
	TKL	AST	COMB	SK	/ YDS	TFL	QH	IN	PD	FF	FR	TKL	AST	FF	FR	BL	TKL	AST	FF	FR
J.Collins	4	2	6	0	0	1	0	0	3	0	0	0	0	0	0	0	0	0	0	0
K.Neal	4	2	6	0	0	0	0	0	0	0	0	0	0	0	0	0	0	0	0	0
B.Poole	4	1	5	1	8	2	1	0	0	0	0	0	0	0	0	0	0	0	0	0
R.Allen	4	1	5	0	0	0	0	0	0	0	0	0	0	0	0	0	0	0	0	0
D.Jones	3	2	5	0	0	0	0	0	0	0	0	0	0	0	0	0	0	0	0	0
D.Campbell	4	0	4	0	0	0	0	1	3	0	0	0	0	0	0	0	0	0	0	0
G.Jarrett	2	1	3	0	0	0	1	0	0	0	0	0	0	0	0	0	0	0	0	0
C.Upshaw	1	2	3	0.5	3.5	0	2	0	0	0	0	0	0	0	0	0	0	0	0	0
L.Reynolds	1	1	2	0	0	0	1	0	0	0	0	0	0	0	0	0	0	0	0	0
T.Jackson	1	1	2	0	0	0	0	0	0	0	0	0	0	0	0	0	0	0	0	0
R.Alford	1	0	1	0	0	0	0	0	2	0	0	0	0	0	0	0	0	0	0	0
B.Garland	1	0	1	0	0	0	0	0	0	0	0	0	0	0	0	0	0	0	0	0
J.Babineaux	1	0	1	0	0	1	0	0	0	0	0	0	0	0	0	0	0	0	0	0
P.Wheeler	1	0	1	0	0	0	0	0	0	0	0	0	0	0	0	0	0	0	0	0
B.Reed	0	1	1	0.5	3.5	0	1	0	0	0	0	0	0	0	0	0	0	0	0	0
V.Beasley	0	0	0	0	0	0	2	0	1	0	0	0	0	0	0	0	0	0	0	0
A.Clayborn	0	0	0	0	0	0	1	0	0	0	0	0	0	0	0	0	0	0	0	0
D.Freney	0	0	0	0	0	0	1	0	0	0	0	0	0	0	0	0	0	0	0	0
E.Weems	0	0	0	0	0	0	0	0	0	0	0	1	0	0	0	0	0	0	0	0
M.Sanu	0	0	0	0	0	0	0	0	0	0	0	0	0	0	0	0	1	0	0	0
Total	32	14	46	2	15	4	10	1	9	0	0	2	0	0	0	0	1	0	0	0

Arizona Cardinals vs Atlanta Falcons

11/27/2016 at Georgia Dome

First Half Summary

PERIOD SCORES

Cardinals	7 6 = 13
Falcons	7 10 = 17

TIME OF POSSESSION

Cardinals	16:03
Falcons	13:57

Scoring Plays

Team	Qtr	Time	Play Description (Extra Point) (Drive Info)	Visitor	Home
Cardinals	1	9:39	J.Gresham 1 yd. pass from C.Palmer (C.Catanzaro kick) (9-75, 5:21)	7	0
Falcons	1	3:38	D.Freeman 1 yd. run (M.Bryant kick) (11-72, 6:01)	7	7
Cardinals	2	12:52	C.Catanzaro 25 yd. Field Goal (11-68, 5:46)	10	7
Falcons	2	8:30	M.Bryant 45 yd. Field Goal (9-48, 4:22)	10	10
Falcons	2	2:19	T.Gabriel 35 yd. pass from M.Ryan (M.Bryant kick) (2-45, 0:51)	10	17
Cardinals	2	0:00	C.Catanzaro 54 yd. Field Goal (4-27, 0:25)	13	17

	Arizona Cardinals	Atlanta Falcons
TOTAL FIRST DOWNS	12	13
First Downs Rushing-Passing-by Penalty	2 - 10 - 0	3 - 8 - 2
THIRD DOWN EFFICIENCY	2-6-33%	0-3-0%
TOTAL NET YARDS	223	198
Total Offensive Plays	32	30
NET YARDS RUSHING	48	49
NET YARDS PASSING	175	149
Gross Yards Passing	175	149
Times thrown-yards lost attempting to pass	0-0	0-0
Pass Attempts-Completions-Had Intercepted	21 - 14 - 0	20 - 15 - 1
Punts-Number and Average	3 - 38.3	1 - 57
Penalties-Number and Yards	5 - 36	0 - 0
Fumbles-Number and Lost	1 - 0	0 - 0
Red Zone Efficiency	1-2-50%	1-1-100%
Average Drive Start	ARZ 28	ATL 31

Arizona Cardinals

Atlanta Falcons

Arizona Cardinals										Atlanta Falcons							
RUSHING	ATT	YDS	AVG	LG	TD	RUSHING	ATT	YDS	AVG	LG	TD						
D.Johnson	10	48	4.8	16	0	T.Gabriel	1	27	27.0	27	0						
C.Palmer	1	0	0.0	0	0	D.Freeman	5	16	3.2	16	1						
						M.Ryan	1	6	6.0	6	0						
						M.Sanu	1	5	5.0	5	0						
						T.Coleman	2	-5	-2.5	0	0						
Total	11	48	4.4	16	0	Total	10	49	4.9	27	1						
PASSING	ATT	CMP	YDS	SK/YD	TD	LG	IN	RT	PASSING	ATT	CMP	YDS	SK/YD	TD	LG	IN	RT
C.Palmer	21	14	175	0/0	1	25	0	108.2	M.Ryan	20	15	149	0/0	1	35	1	91.5
Total	21	14	175	0/0	1	25	0	108.2	Total	20	15	149	0/0	1	35	1	91.5
PASS RECEIVING	TAR	REC	YDS	AVG	LG	TD	PASS RECEIVING	TAR	REC	YDS	AVG	LG	TD				
D.Johnson	5	5	70	14.0	25	0	J.Hardy	4	3	47	15.7	27	0				
L.Fitzgerald	3	3	45	15.0	18	0	J.Jones	5	3	20	6.7	10	0				
J.Gresham	4	2	16	8.0	15	1	M.Sanu	3	3	20	6.7	7	0				
Jo.Brown	2	1	19	19.0	19	0	T.Gabriel	3	2	43	21.5	35	1				
J.Nelson	1	1	17	17.0	17	0	T.Coleman	2	2	4	2.0	2	0				
A.Ellington	3	1	9	9.0	9	0	D.Freeman	2	1	12	12.0	12	0				
B.Golden	2	1	-1	-1.0	-1	0	A.Hooper	1	1	3	3.0	3	0				
Total	20	14	175	12.5	25	1	Total	20	15	149	9.9	35	1				

Arizona Cardinals

Regular Defensive Plays

Special Teams

Misc

First Quarter

11/27/2016

Play By Play

ARZ wins toss, elects to Receive, and ATL elects to defend the East goal.

M.Wile kicks 65 yards from ATL 35 to end zone, Touchback.

Arizona Cardinals at 15:00

1-10-ARZ 25	(15:00) C.Palmer pass short left to J.Gresham to ARZ 40 for 15 yards (L.Reynolds).	P1
<u>1-10-ARZ 40</u>	(14:24) C.Palmer pass short right to Jo.Brown to ATL 41 for 19 yards (K.Neal).	P2
<u>1-10-ATL 41</u>	(13:42) D.Johnson right tackle to ATL 35 for 6 yards (T.Jackson).	
2-4-ATL 35	(13:04) D.Johnson left tackle to ATL 33 for 2 yards (K.Neal; T.Jackson).	
3-2-ATL 33	(12:20) (Shotgun) C.Palmer pass deep right to L.Fitzgerald to ATL 16 for 17 yards (B.Poole).	P3
<u>1-10-ATL 16</u>	(11:35) D.Johnson right end to ATL 14 for 2 yards (J.Collins).	
2-8-ATL 14	(10:48) (Shotgun) C.Palmer pass short middle to D.Johnson to ATL 1 for 13 yards (K.Neal).	P4
<u>1-1-ATL 1</u>	(10:15) D.Johnson right guard to ATL 1 for no gain (D.Jones; C.Upshaw).	
2-1-ATL 1	(9:45) E.Boehm reported in as eligible. C.Palmer pass short right to J.Gresham for 1 yard, TOUCHDOWN. C.Catanzaro extra point is GOOD, Center-A.Brewer, Holder-D.Butler.	P5

ARZ 7 ATL 0, 9 plays, 75 yards, 5:21 drive, 5:21 elapsed

C.Catanzaro kicks 60 yards from ARZ 35 to ATL 5. E.Weems to ATL 28 for 23 yards (B.Williams).

Atlanta Falcons at 9:39, (1st play from scrimmage 9:33)

1-10-ATL 28	(9:33) M.Ryan pass short left to J.Jones to ATL 34 for 6 yards (P.Peterson).	
2-4-ATL 34	(9:05) D.Freeman left end to 50 for 16 yards (D.Bucannon).	R1
<u>1-10-50</u>	(8:28) (Shotgun) M.Ryan pass short right to M.Sanu to ARZ 44 for 6 yards (D.Bucannon).	
2-4-ARZ 44	(7:51) D.Freeman right end to ARZ 45 for -1 yards (P.Peterson).	
3-5-ARZ 45	(7:10) (Shotgun) M.Ryan pass short middle to T.Coleman to ARZ 43 for 2 yards (T.Jefferson) [C.Campbell].	
4-3-ARZ 43	(6:24) (Shotgun) M.Ryan pass short left to M.Sanu to ARZ 36 for 7 yards (D.Swearinger).	P2
<u>1-10-ARZ 36</u>	(5:49) M.Ryan pass incomplete deep left to J.Jones.	
2-10-ARZ 36	(5:44) M.Ryan pass deep left to J.Hardy to ARZ 9 for 27 yards.	P3
<u>1-9-ARZ 9</u>	(5:06) M.Ryan pass short right to T.Coleman to ARZ 7 for 2 yards (K.Minter).	
2-7-ARZ 7	(4:24) (Shotgun) Direct snap to M.Sanu. M.Sanu right end to ARZ 2 for 5 yards (T.Jefferson; F.Rucker).	
3-2-ARZ 2	(3:46) (Shotgun) M.Ryan pass incomplete short right to J.Jones. PENALTY on ARZ-P.Peterson, Defensive Pass Interference, 1 yard, enforced at ARZ 2 - No Play.	X4
<u>1-1-ARZ 1</u>	(3:42) T.Compton reported in as eligible. D.Freeman right tackle for 1 yard, TOUCHDOWN. M.Bryant extra point is GOOD, Center-J.Harris, Holder-M.Schaub.	R5

ARZ 7 ATL 7, 11 plays, 72 yards, 1 penalty, 6:01 drive, 11:22 elapsed

M.Wile kicks 65 yards from ATL 35 to end zone, Touchback.

Arizona Cardinals at 3:38

1-10-ARZ 25	(3:38) D.Johnson right end pushed ob at ARZ 39 for 14 yards (R.Allen; J.Collins).	R6
<u>1-10-ARZ 39</u>	(2:58) C.Palmer pass incomplete deep right to Jo.Brown.	
2-10-ARZ 39	(2:53) (Shotgun) C.Palmer pass deep left to L.Fitzgerald to ATL 43 for 18 yards (D.Jones).	P7
<u>1-10-ATL 43</u>	(2:06) D.Johnson right guard to ATL 38 for 5 yards (G.Jarrett).	
2-5-ATL 38	(1:28) D.Johnson right tackle to ATL 36 for 2 yards (D.Campbell).	
3-3-ATL 36	(:52) C.Palmer pass short left to D.Johnson pushed ob at ATL 22 for 14 yards (D.Campbell).	P8
<u>1-10-ATL 22</u>	(:20) Direct snap to K.Williams. D.Johnson right end to ATL 6 for 16 yards (R.Allen).	R9

END OF QUARTER

	Score	Time Poss	First Downs				Efficiencies	
			R	P	X	T	3 Down	4 Down
Arizona Cardinals	7	8:59	2	7	0	9	2/2	0/0
Atlanta Falcons	7	6:01	2	2	1	5	0/1	1/1

Second Quarter

11/27/2016

Play By Play

Arizona Cardinals continued.

- 1-6-ATL 6 (15:00) D.Johnson left tackle to ATL 4 for 2 yards (B.Garland).
 2-4-ATL 4 (14:22) (Shotgun) C.Palmer FUMBLES (Aborted) at ATL 9, and recovers at ATL 17. C.Palmer to ATL 17 for no gain (J.Collins).
 3-17-ATL 17 (13:36) (Shotgun) C.Palmer pass short middle to D.Johnson to ATL 7 for 10 yards (D.Jones).
 4-7-ATL 7 (12:56) C.Catanzaro 25 yard field goal is GOOD, Center-A.Brewer, Holder-D.Butler.

ARZ 10 ATL 7, 11 plays, 68 yards, 5:46 drive, 2:08 elapsed
--

C.Catanzaro kicks 65 yards from ARZ 35 to end zone, Touchback.

Atlanta Falcons at 12:52

- 1-10-ATL 25 (12:52) T.Gabriel left end pushed ob at ARZ 48 for 27 yards (M.Cooper). R6
1-10-ARZ 48 (12:23) M.Ryan scrambles right end to ARZ 42 for 6 yards.
 2-4-ARZ 42 (11:48) M.Ryan pass short right to J.Hardy ran ob at ARZ 33 for 9 yards (M.Cooper). P7
1-10-ARZ 33 (11:17) T.Coleman left end to ARZ 38 for -5 yards (D.Swearinger).
 2-15-ARZ 38 (10:36) (Shotgun) M.Ryan pass incomplete short middle to D.Freeman.
 3-15-ARZ 38 (10:33) (Shotgun) M.Ryan pass short left intended for J.Jones INTERCEPTED by D.Bucannon (P.Peterson) [M.Golden] at ARZ 34. D.Bucannon to ARZ 37 for 3 yards (D.Freeman).
 PENALTY on ARZ-P.Peterson, Defensive Pass Interference, 4 yards, enforced at ARZ 38 - No Play. X8
1-10-ARZ 34 (10:26) M.Ryan pass short right to M.Sanu pushed ob at ARZ 27 for 7 yards (M.Cooper).
 2-3-ARZ 27 (9:53) D.Freeman left tackle to ARZ 26 for 1 yard (F.Rucker).
 3-2-ARZ 26 (9:14) D.Freeman left guard to ARZ 27 for -1 yards (Ch.Jones).
 4-3-ARZ 27 (8:36) M.Bryant 45 yard field goal is GOOD, Center-J.Harris, Holder-M.Schaub.

ARZ 10 ATL 10, 9 plays, 48 yards, 1 penalty, 4:22 drive, 6:30 elapsed

M.Wile kicks 65 yards from ATL 35 to end zone, Touchback.

Arizona Cardinals at 8:30

- 1-10-ARZ 25 (8:30) (Shotgun) C.Palmer pass short left to D.Johnson to 50 for 25 yards (R.Allen). P10
1-10-50 (7:45) (Shotgun) C.Palmer pass incomplete short left to A.Ellington.
 2-10-50 (7:42) Direct snap to K.Williams. K.Williams left end to ATL 39 for 11 yards (D.Jones).
 PENALTY on ARZ-A.Shipley, Offensive Holding, 10 yards, enforced at 50 - No Play.
 2-20-ARZ 40 (7:11) (Shotgun) C.Palmer pass incomplete short right to A.Ellington.
 3-20-ARZ 40 (7:07) (Shotgun) C.Palmer pass short middle to A.Ellington to ARZ 49 for 9 yards (D.Campbell).
 4-11-ARZ 49 (6:31) D.Butler punts 40 yards to ATL 11, Center-A.Brewer. E.Weems ran ob at ATL 16 for 5 yards (Z.Gooden).

Atlanta Falcons at 6:20

- 1-10-ATL 16 (6:20) T.Coleman right end to ATL 16 for no gain (J.Mauro).
 2-10-ATL 16 (5:50) M.Ryan pass short left to J.Jones to ATL 20 for 4 yards (D.Bucannon).
 3-6-ATL 20 (5:13) (Shotgun) M.Ryan pass incomplete short right to T.Gabriel (T.Mathieu) [C.Campbell].
 4-6-ATL 20 (5:09) M.Wile punts 57 yards to ARZ 23, Center-J.Harris. Jo.Brown to ARZ 29 for 6 yards (E.Weems).

Arizona Cardinals at 4:55

- 1-10-ARZ 29 (4:55) D.Johnson left end to ARZ 28 for -1 yards (J.Babineaux, L.Reynolds).
 2-11-ARZ 28 (4:17) C.Palmer pass deep left to Jo.Brown pushed ob at ARZ 45 for 17 yards.
 PENALTY on ARZ-M.Iupati, Offensive Holding, 9 yards, enforced at ARZ 28 - No Play.
 2-20-ARZ 19 (4:03) C.Palmer pass incomplete short middle (V.Beasley).
 PENALTY on ARZ-C.Palmer, Intentional Grounding, 12 yards, enforced at ARZ 19.
 3-32-ARZ 7 (3:59) (Shotgun) C.Palmer pass short right to B.Golden to ARZ 6 for -1 yards (B.Poole).
 4-33-ARZ 6 (3:20) D.Butler punts 39 yards to ARZ 45, Center-A.Brewer, downed by ARZ-B.Williams.

Atlanta Falcons at 3:10

- 1-10-ARZ 45 (3:10) (Shotgun) M.Ryan pass short right to J.Jones to ARZ 35 for 10 yards (P.Peterson). P9
 Timeout #1 by ATL at 02:28.
1-10-ARZ 35 (2:28) (Shotgun) M.Ryan pass short left to T.Gabriel for 35 yards, TOUCHDOWN. P10
 M.Bryant extra point is GOOD, Center-J.Harris, Holder-M.Schaub.

ARZ 10 ATL 17, 2 plays, 45 yards, 0:51 drive, 12:41 elapsed

M.Wile kicks 65 yards from ATL 35 to end zone, Touchback.

Arizona Cardinals at 2:19

Arizona Cardinals vs Atlanta Falcons at Georgia Dome

1-10-ARZ 25 (2:19) (Shotgun) C.Palmer pass short left to D.Johnson ran ob at ARZ 33 for 8 yards (D.Campbell) [A.Clayborn].

Two-Minute Warning

2-2-ARZ 33 (2:00) (Shotgun) C.Palmer pass incomplete deep left to J.Gresham [C.Upshaw].

Timeout #2 by ATL at 01:56.

3-2-ARZ 33 (1:56) (Shotgun) C.Palmer pass incomplete short middle to J.Gresham (D.Campbell).

4-2-ARZ 33 (1:53) D.Butler punts 36 yards to ATL 31, Center-A.Brewer, fair catch by E.Weems.

Atlanta Falcons at 1:43

1-10-ATL 31 (1:43) (Shotgun) M.Ryan pass short middle to D.Freeman ran ob at ATL 43 for 12 yards (M.Cooper). P11

1-10-ATL 43 (1:36) (Shotgun) M.Ryan pass short right to T.Gabriel to ARZ 49 for 8 yards (M.Cooper).

2-2-ARZ 49 (1:16) (No Huddle, Shotgun) M.Ryan pass short right to A.Hooper to ARZ 46 for 3 yards (T.Jefferson). P12

1-10-ARZ 46 (:54) (No Huddle, Shotgun) M.Ryan pass short right to J.Hardy to ARZ 35 for 11 yards (M.Cooper). P13

1-10-ARZ 35 (:37) (No Huddle, Shotgun) M.Ryan pass incomplete short right to J.Hardy.

2-10-ARZ 35 (:33) (Shotgun) M.Ryan pass short middle intended for J.Jones INTERCEPTED by D.Swearinger at ARZ 31. D.Swearinger to ARZ 32 for 1 yard. Lateral to T.Mathieu to ARZ 37 for 5 yards (M.Sanu).

Arizona Cardinals at 0:25

1-10-ARZ 37 (:25) (Shotgun) C.Palmer pass deep right to J.Nelson to ATL 46 for 17 yards (P.Wheeler). P11

1-10-ATL 46 (:08) (No Huddle, Shotgun) C.Palmer pass incomplete short left to B.Golden.

Timeout #3 by ATL at 00:05.

2-10-ATL 46 (:05) (Shotgun) C.Palmer pass short right to L.Fitzgerald to ATL 36 for 10 yards. P12

Timeout #1 by ARZ at 00:01.

1-10-ATL 36 (:01) C.Catanzaro 54 yard field goal is GOOD, Center-A.Brewer, Holder-D.Butler.

ARZ 13 ATL 17, 4 plays, 27 yards, 0:25 drive, 15:00 elapsed

END OF QUARTER

	Score	Time Poss	First Downs				Efficiencies	
			R	P	X	T	3 Down	4 Down
Arizona Cardinals	13	7:04	0	3	0	3	0/4	0/0
Atlanta Falcons	17	7:56	1	6	1	8	0/2	0/0

Third Quarter

11/27/2016

Play By Play

ATL elects to Receive, and ARZ elects to defend the West goal.

C.Catanzaro kicks 65 yards from ARZ 35 to end zone, Touchback.

Atlanta Falcons at 15:00

1-10-ATL 25	(15:00) T.Coleman left end to ATL 29 for 4 yards (D.Swearinger).	
2-6-ATL 29	(14:22) T.Coleman right end to ATL 36 for 7 yards (C.Peters).	R14
<u>1-10-ATL 36</u>	(13:49) M.Ryan sacked at ATL 28 for -8 yards (T.Jefferson).	
2-18-ATL 28	(13:06) (Shotgun) M.Ryan sacked at ATL 22 for -6 yards (C.Campbell).	
	PENALTY on ARZ-D.Bucannon, Illegal Contact, 4 yards, enforced at ATL 28 - No Play.	X15
<u>1-10-ATL 32</u>	(12:35) M.Ryan sacked at ATL 21 for -11 yards (T.Mathieu).	
2-21-ATL 21	(11:50) (Shotgun) M.Ryan pass short right to D.Freeman to ATL 26 for 5 yards (C.Campbell).	
3-16-ATL 26	(11:03) (Shotgun) M.Ryan sacked at ATL 20 for -6 yards (M.Golden).	
4-22-ATL 20	(10:20) M.Wile punts 59 yards to ARZ 21, Center-J.Harris. P.Peterson to ARZ 27 for 6 yards (L.Reynolds).	

Arizona Cardinals at 10:07

1-10-ARZ 27	(10:07) C.Palmer pass incomplete short right to J.Gresham.	
2-10-ARZ 27	(10:04) (Shotgun) D.Johnson right tackle to ARZ 27 for no gain (C.Upshaw).	
3-10-ARZ 27	(9:18) (Shotgun) C.Palmer pass incomplete deep left to M.Floyd (R.Alford) [V.Beasley].	
4-10-ARZ 27	(9:13) D.Butler punts 51 yards to ATL 22, Center-A.Brewer. E.Weems to ATL 23 for 1 yard (A.Brewer).	

Atlanta Falcons at 9:01

1-10-ATL 23	(9:01) T.Coleman right end to ATL 27 for 4 yards (C.Peters).	
2-6-ATL 27	(8:22) (Shotgun) M.Ryan pass short right to J.Jones ran ob at ATL 42 for 15 yards.	P16
<u>1-10-ATL 42</u>	(7:44) M.Ryan pass short right to L.Toilolo pushed ob at ARZ 40 for 18 yards (P.Peterson). ARZ-P.Peterson was injured during the play.	P17
<u>1-10-ARZ 40</u>	(7:11) D.Freeman left end to ARZ 38 for 2 yards (C.Campbell).	
2-8-ARZ 38	(6:48) (No Huddle) M.Ryan pass short right to M.Sanu to ARZ 32 for 6 yards (M.Cooper).	
3-2-ARZ 32	(6:05) (Shotgun) M.Ryan pass short right to A.Hooper to ARZ 27 for 5 yards (T.Jefferson).	P18
<u>1-10-ARZ 27</u>	(5:41) (No Huddle) M.Ryan pass incomplete short right [M.Golden].	
2-10-ARZ 27	(5:36) (Shotgun) M.Ryan pass incomplete short middle to J.Jones (D.Swearinger).	
3-10-ARZ 27	(5:31) (Shotgun) M.Ryan scrambles right end ran ob at ARZ 16 for 11 yards (D.Bucannon).	R19
<u>1-10-ARZ 16</u>	(4:58) D.Freeman left guard to ARZ 8 for 8 yards (M.Cooper).	
2-2-ARZ 8	(4:21) D.Freeman right end to ARZ 4 for 4 yards (K.Minter).	R20
<u>1-4-ARZ 4</u>	(3:41) (Shotgun) D.Freeman right tackle to ARZ 2 for 2 yards (P.Peterson; T.Jefferson).	
2-2-ARZ 2	(2:59) (Shotgun) T.Coleman right guard for 2 yards, TOUCHDOWN.	R21
	M.Bryant extra point is GOOD, Center-J.Harris, Holder-M.Schaub.	

ARZ 13 ATL 24, 13 plays, 77 yards, 6:05 drive, 12:04 elapsed

M.Wile kicks 65 yards from ATL 35 to end zone, Touchback.

Arizona Cardinals at 2:56

1-10-ARZ 25	(2:56) (Shotgun) D.Johnson left tackle to ARZ 36 for 11 yards (G.Jarrett).	R13
<u>1-10-ARZ 36</u>	(2:13) C.Palmer pass incomplete deep middle to M.Floyd (D.Jones) [B.Poole].	
	PENALTY on ATL-R.Alford, Defensive Holding, 5 yards, enforced at ARZ 36 - No Play.	X14
<u>1-10-ARZ 41</u>	(2:06) C.Palmer pass short right to J.Gresham to ARZ 46 for 5 yards (K.Neal, B.Poole).	
2-5-ARZ 46	(1:29) D.Johnson left tackle to ARZ 45 for -1 yards (D.Jones; G.Jarrett).	
3-6-ARZ 45	(:46) (Shotgun) C.Palmer pass short left to M.Floyd ran ob at ATL 43 for 12 yards (J.Collins).	P15
<u>1-10-ATL 43</u>	(:10) C.Palmer sacked at 50 for -7 yards (sack split by C.Upshaw and B.Reed).	

END OF QUARTER

	Score	Time Poss	First Downs				Efficiencies	
			R	P	X	T	3 Down	4 Down
Arizona Cardinals	13	4:02	1	1	1	3	1/2	0/0
Atlanta Falcons	24	10:58	4	3	1	8	2/3	0/0

Fourth Quarter

11/27/2016

Play By Play

Arizona Cardinals continued.

- 2-17-50 (15:00) (Shotgun) C.Palmer pass incomplete short left to A.Ellington.
- 3-17-50 (14:57) (Shotgun) C.Palmer pass short middle to A.Ellington to ATL 40 for 10 yards (D.Jones) [G.Jarrett].
Timeout #1 by ARZ at 14:22.
- 4-7-ATL 40 (14:22) (Shotgun) C.Palmer pass incomplete short right to M.Floyd (J.Collins).

Atlanta Falcons at 14:17

- 1-10-ATL 40 (14:17) M.Ryan pass short left to M.Sanu to ARZ 48 for 12 yards (D.Swearinger). P22
- 1-10-ARZ 48 (13:43) T.Coleman right end to 50 for -2 yards (C.Peters).
- 2-12-50 (13:04) M.Ryan pass incomplete short right to P.DiMarco.
- 3-12-50 (12:59) (Shotgun) M.Ryan pass short left to T.Gabriel to ARZ 43 for 7 yards (M.Cooper).
- 4-5-ARZ 43 (12:16) M.Wile punts 32 yards to ARZ 11, Center-J.Harris, out of bounds.
PENALTY on ARZ-C.Campbell, Defensive Offside, 5 yards, enforced at ARZ 43 - No Play. X23
- 1-10-ARZ 38 (12:09) D.Freeman left end to ARZ 33 for 5 yards (F.Rucker, D.Bucannon).
- 2-5-ARZ 33 (11:26) D.Freeman right end pushed ob at ARZ 5 for 28 yards (T.Jefferson).
PENALTY on ATL-R.Schraeder, Offensive Holding, 10 yards, enforced at ARZ 22.
- 2-4-ARZ 32 (10:53) T.Coleman right end to ARZ 33 for -1 yards (J.Mauro).
- 3-5-ARZ 33 (10:14) (Shotgun) M.Ryan pass short left to M.Sanu pushed ob at ARZ 26 for 7 yards (T.Mathieu). P24
- 1-10-ARZ 26 (9:36) D.Freeman right end to ARZ 25 for 1 yard (C.Peters). ARZ-C.Peters was injured during the play.
- 2-9-ARZ 25 (8:58) (Shotgun) M.Ryan pass short left to T.Gabriel for 25 yards, TOUCHDOWN. P25
M.Bryant extra point is GOOD, Center-J.Harris, Holder-M.Schaub.

ARZ 13 ATL 31, 10 plays, 60 yards, 1 penalty, 5:29 drive, 6:12 elapsed

M.Wile kicks 65 yards from ATL 35 to end zone, Touchback.

Arizona Cardinals at 8:48

- 1-10-ARZ 25 (8:48) (Shotgun) C.Palmer pass incomplete short middle to D.Johnson [D.Freeney].
- 2-10-ARZ 25 (8:45) (Shotgun) C.Palmer pass short left to J.Nelson to ARZ 38 for 13 yards (R.Alford). P16
- 1-10-ARZ 38 (8:15) (No Huddle, Shotgun) C.Palmer pass incomplete short left to J.Nelson.
- 2-10-ARZ 38 (8:09) (Shotgun) C.Palmer sacked at ARZ 30 for -8 yards (B.Poole).
- 3-18-ARZ 30 (7:34) (No Huddle, Shotgun) C.Palmer pass short middle to D.Johnson ran ob at ATL 49 for 21 yards (R.Allen). P17
- 1-10-ATL 49 (6:58) (Shotgun) C.Palmer pass incomplete deep left to B.Golden.
- 2-10-ATL 49 (6:53) (Shotgun) C.Palmer pass short right to M.Floyd to ATL 30 for 19 yards (R.Allen) [L.Reynolds]. P18
- 1-10-ATL 30 (6:25) (Shotgun) C.Palmer pass incomplete deep right to M.Floyd (J.Collins).
- 2-10-ATL 30 (6:19) (Shotgun) C.Palmer pass incomplete short right to M.Floyd.
PENALTY on ATL-J.Collins, Defensive Holding, 5 yards, enforced at ATL 30 - No Play. X19
- 1-10-ATL 25 (6:14) (Shotgun) C.Palmer pass short right to J.Gresham to ATL 14 for 11 yards (J.Collins). P20
- 1-10-ATL 14 (5:29) (Shotgun) C.Palmer pass incomplete short right to J.Gresham (J.Collins).
- 2-10-ATL 14 (5:24) (Shotgun) C.Palmer pass short left to L.Fitzgerald to ATL 6 for 8 yards (J.Collins; K.Neal).
PENALTY on ATL-K.Neal, Unnecessary Roughness, 3 yards, enforced at ATL 6. X21
- 1-3-ATL 3 (4:52) (Shotgun) C.Palmer pass incomplete short left to D.Johnson (D.Campbell).
- 2-3-ATL 3 (4:48) (Shotgun) C.Palmer pass short right to D.Johnson for 3 yards, TOUCHDOWN. P22
(Pass formation) TWO-POINT CONVERSION ATTEMPT. C.Palmer pass to M.Floyd is incomplete. ATTEMPT FAILS.

ARZ 19 ATL 31, 13 plays, 75 yards, 2 penalties, 4:04 drive, 10:16 elapsed

C.Catanzaro kicks inside 11 yards from ARZ 35 to ARZ 46. A.Hooper (didn't try to advance) to ARZ 46 for no gain (K.Williams).

Atlanta Falcons at 4:44, (1st play from scrimmage 4:43)

- 1-10-ARZ 46 (4:43) D.Freeman right guard to ARZ 44 for 2 yards (D.Swearinger).
PENALTY on ARZ-D.Swearinger, Face Mask (15 Yards), 15 yards, enforced at ARZ 44. X26
- 1-10-ARZ 29 (4:38) D.Freeman right end to ARZ 32 for -3 yards (C.Campbell).
- 2-13-ARZ 32 (3:52) (Shotgun) M.Ryan pass short right to M.Sanu to ARZ 24 for 8 yards (Ch.Jones).
Timeout #2 by ARZ at 03:47.
- 3-5-ARZ 24 (3:47) (Shotgun) M.Ryan pass short middle to M.Sanu to ARZ 12 for 12 yards (D.Swearinger). P27
- 1-10-ARZ 12 (3:00) D.Freeman right tackle to ARZ 5 for 7 yards (D.Swearinger).

2-3-ARZ 5 (2:14) D.Freeman left guard for 5 yards, TOUCHDOWN.

R28

M.Bryant extra point is GOOD, Center-J.Harris, Holder-M.Schaub.

ARZ 19 ATL 38, 6 plays, 46 yards, 1 penalty, 2:37 drive, 12:53 elapsed

M.Wile kicks 65 yards from ATL 35 to end zone, Touchback.

Arizona Cardinals at 2:07

1-10-ARZ 25 (2:07) (Shotgun) C.Palmer pass incomplete deep left to J.Nelson (R.Alford).

2-10-ARZ 25 (2:03) (Shotgun) C.Palmer pass short right to J.Gresham ran ob at ARZ 28 for 3 yards (B.Poole).

Two-Minute Warning

3-7-ARZ 28 (1:57) (Shotgun) C.Palmer pass incomplete short right to D.Johnson.

4-7-ARZ 28 (1:53) (Shotgun) C.Palmer pass short middle to D.Johnson to ARZ 37 for 9 yards (K.Neal).

P23

1-10-ARZ 37 (1:30) (No Huddle, Shotgun) C.Palmer pass short middle intended for J.Gresham INTERCEPTED by D.Campbell [V.Beasley] at ARZ 43. D.Campbell to ARZ 36 for 7 yards (A.Shipley).

Atlanta Falcons at 1:21

1-10-ARZ 36 (1:21) M.Ryan kneels to ARZ 37 for -1 yards.

2-11-ARZ 37 (:41) M.Ryan kneels to ARZ 38 for -1 yards.

END OF QUARTER

	Score	Time Poss	First Downs				Efficiencies	
			R	P	X	T	3 Down	4 Down
Arizona Cardinals	19	5:33	0	6	2	8	1/3	1/2
Atlanta Falcons	38	9:27	1	4	2	7	2/3	0/0

Miscellaneous Statistics Report

Arizona Cardinals vs Atlanta Falcons
11/27/2016 at Georgia Dome

Ten Longest Plays for Arizona Cardinals

Yards	Qtr	Play Start	Play Description
25	2	1-10-ARZ 25	(8:30) (Shotgun) C.Palmer pass short left to D.Johnson to 50 for 25 yards (R.Allen).
21	4	3-18-ARZ 30	(7:34) (No Huddle, Shotgun) C.Palmer pass short middle to D.Johnson ran ob at ATL 49 for 21 yards (R.Allen).
19	1	1-10-ARZ 40	(14:24) C.Palmer pass short right to Jo.Brown to ATL 41 for 19 yards (K.Neal).
19	4	2-10-ATL 49	(6:53) (Shotgun) C.Palmer pass short right to M.Floyd to ATL 30 for 19 yards (R.Allen) [L.Reynolds].
18	1	2-10-ARZ 39	(2:53) (Shotgun) C.Palmer pass deep left to L.Fitzgerald to ATL 43 for 18 yards (D.Jones).
17	1	3-2-ATL 33	(12:20) (Shotgun) C.Palmer pass deep right to L.Fitzgerald to ATL 16 for 17 yards (B.Poole).
17	2	1-10-ARZ 37	(:25) (Shotgun) C.Palmer pass deep right to J.Nelson to ATL 46 for 17 yards (P.Wheeler).
16	1	1-10-ATL 22	(:20) Direct snap to K.Williams. D.Johnson right end to ATL 6 for 16 yards (R.Allen).
15	1	1-10-ARZ 25	(15:00) C.Palmer pass short left to J.Gresham to ARZ 40 for 15 yards (L.Reynolds).
14	1	1-10-ARZ 25	(3:38) D.Johnson right end pushed ob at ARZ 39 for 14 yards (R.Allen; J.Collins).

Ten Longest Plays for Atlanta Falcons

Yards	Qtr	Play Start	Play Description
35	2	1-10-ARZ 35	(2:28) (Shotgun) M.Ryan pass short left to T.Gabriel for 35 yards, TOUCHDOWN.
27	1	2-10-ARZ 36	(5:44) M.Ryan pass deep left to J.Hardy to ARZ 9 for 27 yards.
27	2	1-10-ATL 25	(12:52) T.Gabriel left end pushed ob at ARZ 48 for 27 yards (M.Cooper).
25	4	2-9-ARZ 25	(8:58) (Shotgun) M.Ryan pass short left to T.Gabriel for 25 yards, TOUCHDOWN.
18	3	1-10-ATL 42	(7:44) M.Ryan pass short right to L.Toilolo pushed ob at ARZ 40 for 18 yards (P.Peterson). ARZ-P.Peterson was injured
17	4	1-10-ARZ 46	(4:43) D.Freeman right guard to ARZ 44 for 2 yards (D.Swearinger).
16	1	2-4-ATL 34	(9:05) D.Freeman left end to 50 for 16 yards (D.Bucannon).
15	3	2-6-ATL 27	(8:22) (Shotgun) M.Ryan pass short right to J.Jones ran ob at ATL 42 for 15 yards.
12	2	1-10-ATL 31	(1:43) (Shotgun) M.Ryan pass short middle to D.Freeman ran ob at ATL 43 for 12 yards (M.Cooper).
12	4	1-10-ATL 40	(14:17) M.Ryan pass short left to M.Sanu to ARZ 48 for 12 yards (D.Swearinger).

Touchdown Scoring Information

		Offense	Defense	Special Teams
VISITOR	Arizona Cardinals	2	0	0
HOME	Atlanta Falcons	5	0	0

Player Scoring Information

Club	Player	TD	Rush TD	Rec TD	KO TD	Punt TD	Int TD	Fum TD	Misc TD	FG	XP	2Pt Rush	2Pt Rec	Sfty	Points
ARZ	C.Catanzaro	0	0	0	0	0	0	0	0	2	1	0	0	0	7
ARZ	D.Johnson	0	0	1	0	0	0	0	0	0	0	0	0	0	6
ARZ	J.Gresham	0	0	1	0	0	0	0	0	0	0	0	0	0	6
ATL	D.Freeman	0	2	0	0	0	0	0	0	0	0	0	0	0	12
ATL	T.Gabriel	0	0	2	0	0	0	0	0	0	0	0	0	0	12
ATL	M.Bryant	0	0	0	0	0	0	0	0	1	5	0	0	0	8
ATL	T.Coleman	0	1	0	0	0	0	0	0	0	0	0	0	0	6

Possession Detail

	First Half		Second Half		Game	
	Visitor	Home	Visitor	Home	Visitor	Home
Largest Lead	7	7	0	19	7	19
Drives Leading	0	1	0	5	0	6
Time of Possession Leading	0:00	1:18	0:00	20:25	0:00	21:43
Largest Deficit	-7	-7	-19	0	-19	-7
Drives Trailing	2	2	4	0	6	2
Time of Possession Trailing	1:01	10:23	9:35	0:00	10:36	10:23
Times Score Tied Up		2		0		2
Lead Changes		3		0		3

Playtime Percentage

Percent of playtime per player on offense, defense and special teams

Arizona Cardinals

Atlanta Falcons

		Offense	Defense	Special Teams				Offense	Defense	Special Teams			
M Iupati	G	66	100%	3	11%	C Chester	G	70	100%	6	22%		
D Humphries	T	66	100%	3	11%	A Levitre	G	70	100%	6	22%		
J Wetzel	T	66	100%	3	11%	R Schraeder	T	70	100%	6	22%		
C Palmer	QB	66	100%			J Matthews	T	70	100%	6	22%		
A Shipley	C	66	100%			A Mack	C	70	100%				
U John	T	66	100%			M Ryan	QB	70	100%				
L Fitzgerald	WR	64	97%			M Sanu	WR	62	89%	1	4%		
J Gresham	TE	62	94%			J Jones	WR	56	80%	1	2%		
D Johnson	RB	58	88%			L Toilolo	TE	40	57%	10	37%		
M Floyd	WR	42	64%			D Freeman	RB	39	56%				
J Nelson	WR	37	56%			T Gabriel	WR	35	50%	1	4%		
J Brown	WR	26	39%	1	4%	A Hooper	TE	33	47%	4	15%		
B Golden	WR	22	33%	13	48%	T Coleman	RB	32	46%				
A Ellington	RB	8	12%	7	26%	P DiMarco	FB	20	29%	7	26%		
D Fells	TE	7	11%			J Hardy	WR	14	20%	15	56%		
K Williams	RB	2	3%	16	59%	A Robinson	WR	13	19%				
H Valles	TE	1	2%	17	63%	J Perkins	TE	3	4%	12	44%		
E Boehm	C	1	2%	7	26%	E Weems	WR	2	3%	18	67%		
T Jefferson	SS		70	100%	15	56%	T Compton	T	1	1%	9	33%	
D Swearinger	FS		70	100%	9	33%	K Neal	FS		66	100%	7	26%
D Bucannon	LB		70	100%	1	4%	R Allen	SS		66	100%	1	4%
M Cooper	CB		69	99%	4	15%	R Alford	CB		65	98%	11	41%
C Jones	LB		66	94%	7	26%	J Collins	CB		65	98%		
K Minter	LB		64	91%	7	26%	D Campbell	LB		64	97%	3	11%
C Campbell	DT		63	90%	10	37%	B Poole	CB		56	85%	10	37%
P Peterson	CB		50	71%	9	33%	D Jones	LB		55	83%	2	7%
T Mathieu	FS		47	67%	2	7%	V Beasley	LB		51	77%		
M Golden	LB		43	61%	1	4%	G Jarrett	DT		41	62%	3	11%
C Peters	NT		35	50%	8	30%	D Freeney	DE		38	58%		
F Rucker	DT		28	40%	1	4%	B Reed	DE		33	50%	14	52%
T Simon	CB		25	36%	11	41%	C Upshaw	DT		30	45%		
J Mauro	DT		25	36%	6	22%	A Clayborn	DE		28	42%		
A Okafor	LB		23	33%	5	19%	J Babineaux	DT		20	30%	9	33%
R Gunter	DT		12	17%	9	33%	P Wheeler	LB		16	24%	10	37%
X Williams	NT		9	13%			T Jackson	DE		12	18%	3	11%
Z Gooden	LB		1	1%	16	59%	L Reynolds	LB		11	17%	15	56%
K Martin	LB				26	96%	B Garland	C		4	6%	9	33%
J Bethel	CB				23	85%	K Ishmael	FS		2	3%	13	48%
S Taylor	RB				17	63%	C Goodwin	CB		1	2%	20	74%
B Williams	CB				16	59%	R Therezie	SS		1	2%	9	33%
C Catanzaro	K				7	26%	P WorriLOW	LB				21	78%
A Brewer	LS				7	26%	M Wile	P				10	37%
D Butler	P				7	26%	J Harris	LS				9	33%
T Boggs	G				3	11%	M Bryant	K				6	22%



CHIEFS

FEATURE CLIPPINGS

THIS IS CHIEFS KINGDOM

TEAM

1. How the **Chiefs** became 'the team that people don't want to play' (Kansas City Star) **2**
2. **Chiefs** defenders, young and old, collect takeaway souvenirs (Kansas City Star) **6**

EXECUTIVES/COACHES

1. **Chiefs President Mark Donovan** Shares Plans for St. Louis Market (Chiefs.com) **8**
2. **Chiefs** announce **Brad Childress, Matt Nagy** will be co-offensive coordinators (Kansas City Star) **10**
3. Family, Friends, and Football: The **Andy Reid** Story (Chiefs.com) **12**
4. The Life and Career of **Chiefs GM John Dorsey** (Chiefs.com) **32**
5. **Chiefs' Andy Reid** rolls his 300 game, yawns, but others impressed (Kansas City Star) **53**

PLAYERS

1. **Eric Berry** named NFL's Comeback Player of the Year (NFL) **55**
2. **Chiefs Marcus Peters** named NFL's defensive rookie of the year (Kansas City Star) **56**
3. **Chiefs LB Derrick Johnson**: "I want to be a part of it" (Chiefs.com) **57**
4. The rapid and improbable rise of **Dee Ford**, 'one of the best rushers in the league' **60**
5. **Chiefs' Andy Reid** is the guy **Nick Foles** wanted to play for (ESPN) **63**
6. **Jeremy Maclin** Honored with Distinguished American Award (Chiefs.com) **65**
7. Why **Tamba Hali** is still going, with a bone-on-bone knee and a limited role for the **Chiefs** **66**
8. **Justin Houston's** heroics provide boost for **Chiefs** (Kansas City Star) **70**
9. **Eric Berry** Wins George Halas Award (AP) **72**
10. Offseason workouts with **Jeremy Maclin** pay off for **Chiefs' Conley** and **Wilson** (Kansas City Star) **73**
11. **Marcus Peters**: Oakland made me who I am today (NFL.com) **76**
12. **Derrick Johnson's** long journey, relentless professionalism, and 'a little craziness' (Kansas City Star) **81**
13. **Chiefs' '3 Amigos'** want to win games, sell shirts and 'eat greedy' (Kansas City Star) **84**
14. Chiefs' **Derrick Johnson** mentor to young linebacker corps (Chiefs Digest) **87**
15. A Tale of Two Passions: The Life of **Chiefs Guard Laurent Duvernay-Tardif** (Chiefs.com) **89**
16. **Chiefs' Marcus Peters** chosen AFC defensive player of the week **101**
17. **Alex Smith** sheds Captain Checkdown label, becomes Cap (Kansas City Star) **102**
18. **Cairo Santos** kicks walk-off for first time in NFL career (Kansas City Star) **105**
19. **Eric Berry's** pick-six helps him pick up weekly award (Kansas City Star) **107**
20. After making his first NFL start, **Chiefs' Rakeem Nunez-Roches** is ready for more (Kansas City Star) **108**
21. Winning is the milestone that matters most to Chiefs running back **Spencer Ware** (Kansas City Star) **110**

(Team)

How the Chiefs became 'the team that people don't want to play'

Sam Mellinger
Kansas City Star
January 2, 2016

Albert Lewis is a fan, even now, 17 years after his last NFL game, and of course he follows the Chiefs closely because how could he not? He played most of his 16 seasons and 225 games in a red helmet with an arrowhead on the sides. His name is spelled in bold black letters inside Arrowhead Stadium, forever a member of the Chiefs' ring of honor.

Football is a business, he likes to say, so he does not come to this as a blind fan but there is a little more pride in his voice when he talks about his favorite former employer. Especially now, nine wins deep into a franchise-changing win streak. He says it's largely the same feeling whether you're a fan, player, former player or, it seems, a former player who now coaches for perhaps the game's top Super Bowl contender.

Like, Kevin Ross, who shared a defensive backfield with Lewis in Kansas City and now coaches cornerbacks for the Cardinals.

"We had a conversation about this the other day," Lewis said. "He said, 'Man, the team that people don't want to play is the Chiefs.'"

A caveat: nothing in American sports promotes overreaction like football, and especially in the NFL, games are won and seasons are lost on a razor's edge. The conversation around the Chiefs would be different if, for instance, Danny Woodhead caught that final pass at Arrowhead or if the Browns had completed that comeback instead of going all Browns.

But results matter, and by now the Chiefs have a tall enough stack of irrefutable results that they have not only changed their season and perhaps the futures of some coaches, but they've changed the look, feel and even the odds of the AFC playoffs.

Because a conspiracy of favorable external context (top teams appearing vulnerable) and internal fortitude (one of the greatest in-season turnarounds in NFL history) has reshaped the way the AFC will be decided.

Going into week 7, the Chiefs were a 300:1 longshot to win the Super Bowl, according to Bovada. Only the Ravens, Bears, Browns and Jaguars had worse odds. Now, the Chiefs are a 14:1 bet. Only the Patriots and Broncos have better odds among AFC teams. Football

Outsiders' leading metric has the Chiefs as second in overall team efficiency, and first among AFC teams.

This is more than a market correction. The closer you look at both the Chiefs and the teams they'll compete against, the better you feel about their chances to win a playoff game for the first time in 22 years, and possibly more.

Some of this is the simple logic that most of the reasons to doubt the Chiefs are buried under more than two months of nothing but success. They are giving up 13.2 points per game since week 5. Since the turn of the century, only five teams have been more effective defensively. Two of them made their conference championship games. A third was the 2000 Ravens, the Super Bowl champions and one of the best defenses of all time.

Quoting statistics like this can be notoriously misleading, and in this particular case the stretch used coincides with a severe drop-off in competition. So dismiss if you'd like.

But it also lines up with the Chiefs becoming more of what they now are. They played the first three games without top cornerback Sean Smith (who is allowing only 51.4 percent of his targets to be completed, according to Pro Football Focus). Dontari Poe, recovering from back surgery, went from playing less than 60 percent of the total snaps the first three weeks to about 80 percent in the 12 games since.

Similarly, Eric Berry (Hodgkin lymphoma) and Derrick Johnson (ruptured Achilles) have played faster and stronger as the season has progressed, and Marcus Peters has gone from good to great in the second half.

What's more, the Chiefs have played much of the last two months without Justin Houston (their best overall player) and Husain Abdullah (severely underrated and under appreciated). They played last week without Houston and Tamba Hali. All three players should be back for the playoffs.

The NFL has long marketed and valued offense over defense, but half of the last 10 Super Bowl teams have ranked either first or second in points allowed. Only three have ranked in the top five in points scored. Even with that rotten start, and basically five straight games without Houston, the Chiefs rank second in points allowed.

What's more, the Chiefs have scored six touchdowns on defense, meaning the opposition is averaging just 15.2 net points per game with its offense on the field. No team in the league has been better and, again, that includes the Chiefs' terrible first month.

The Chiefs' offense is not as good as the defense, but its also much better than most casual fans probably realize. They are ninth in the league in points, and tied for ninth in yards per play, seventh in percentage of drives ending in points, and first in fewest turnovers.

Their offense is likely better than the tropes about Alex Smith's arm and Andy Reid's clock management allow, too.

In particular with Smith, the common criticisms and institutionalized doubts are both mostly earned but also a bad fit for how he has performed since October.

Smith has played three playoff games in his career. He beat Drew Brees in a shootout, was kneecapped by special teams mistakes in a loss to a defense that beat Aaron Rodgers and Tom Brady and won the Super Bowl, and threw for 378 yards and four touchdowns in a loss in which he played without Jamaal Charles and a starting receiver and still scored 44 points.

By virtually any measure, Smith is playing better than ever. He already has set career highs in yards, advanced metrics like Total Quarterback Rating have him on a career-best path, and studies of his play show more comfort and willingness to throw deep. In addition to all of that, he is one of the game's best running quarterbacks. His 437 yards rank fourth, and his 5.8 yards per rush average is higher than Cam Newton, Russell Wilson and Tyrod Taylor. Thirty-two of his 76 rushes have resulted in first downs or touchdowns, including 17 of 26 on third or fourth down.

Here's a sentence you didn't expect to be true: with the Steelers a relative longshot to make the playoffs, Alex Smith could be the best quarterback in the AFC postseason after Tom Brady.

This is not hyperbole.

His health, career postseason record and recent performance are all better than Andy Dalton. Denver's quarterback situation is a weekly soap opera, and Houston's is as bad as any playoff team in recent history. Ryan Fitzpatrick is having a very good season, and the Jets' receivers are better than the Chiefs', but he is also Ryan Fitzpatrick.

Wider comparisons of the Chiefs and their postseason competition are similar, and without the stink of their franchise's sorry playoff record, the reasons that Ross and others around the league see the Chiefs as so dangerous would be easier to see.

There are no perfect teams. The Patriots have Bill Belichick, Tom Brady and Rob Gronkowski but little else. They've suffered an astounding number of injuries, and gave up 65 points in consecutive losses to Denver and Philadelphia.

The Bengals have lost four of their last seven, beating only the Rams, Browns and 49ers, and will be playing with either A.J. McCarron or a diminished Andy Dalton, and have their own recent playoff failures. The Jets are probably undervalued by many, winning five in a row, but remain statistically unimposing, particularly on offense. The Steelers were just blown out by the awful Ravens, and the Texans are a product of the loophole that puts all division winners, no matter how mediocre, into the postseason.

So, strange as it may sound, the Chiefs have a real shot at this.

You know, it's not just former stars like Ross and Lewis who are high on the current group. Nick Lowery, the former kicker who is also in the team's ring of honor, spent much of a wide-ranging 30-minute conversation on a sort of magic he sees in this team.

Like many with ties to Kansas City, Lowery became enthralled with the Royals these last two years. The comebacks, the camaraderie, the relentlessness. It is almost certainly a coincidence of geography, but he sees a lot of similarities with the football team.

"They are playing almost like the Royals brand of football," Lowery said. "No major stars. They have no stars, but lots of heroes. Guys who understand what it takes to win, don't seem to care who gets the credit, and seem completely bought in on the bigger cause. That is the juice in the bottle that is the most elusive of all."

Lowery knows much of the Chiefs' postseason heartbreak in an undeniably personal way. As much as any fan, he has reason to be cynical. But as much as any football man, he also sees reason to be confident.

That's the inner conflict that will be determined by the rest of this Chiefs season, first on Sunday against the Raiders, and then, somehow, the next week in the playoff.

(TEAM)

Chiefs defenders, young and old, collect takeaway souvenirs

Blair Kerkhoff
Kansas City Star
Sept. 25, 2016

Chiefs cornerback Marcus Peters with two interceptions? Been there, done that. Last week, for instance.

Linebacker Derrick Johnson returning an interception for a touchdown? Sunday was career No. 4. An end zone pick by safety Eric Berry? His career has been built on big moments.

The defensive leaders have made big plays since putting on a Chiefs uniform and did so again in Sunday's 24-3 triumph over the Jets at Arrowhead Stadium.

But on Sunday, several others got in the act, contributing takeaways for the first time that helped pave the dominant defensive performance.

Take Eric Murray, the rookie safety from Minnesota. He recovered a fumble early in the second quarter that started the Chiefs' second scoring drive.

Murray spent most of the postgame as many players who have success do, sitting at his locker and scrolling through his telephone for messages of congratulations.

Murray didn't want much credit for the play.

"Just right place at the right time," he said.

Which is the case with most takeaways. On this one, Ryan Fitzpatrick completed a pass over the middle to Bilal Powell. After a 9-yard gain, Chiefs cornerback Phillip Gaines made the tackle and knocked the ball loose. Murray beat teammate Ron Parker to the ball for the recovery. The play required a replay, and after a few moments, Murray's takeaway was confirmed.

"I wasn't sure, everything was happening so fast," Murray said. "I just picked the ball up."

The ball came with Murray to the sideline.

"I'm keeping this one," Murray said.

Daniel Sorensen also is keeping his souvenir. A third-year pro from Brigham Young, Sorensen entered the afternoon with 22 career tackles, two passes defended and a sack. On Sunday, Sorensen added an interception.

With 4:40 remaining in the game, Fitzpatrick had already thrown three picks. On a fourth-and-10, he attempted to hit Brandon Marshall on a deep out. The ball sailed and Sorensen was there for the grab.

"Marcus had great coverage, I saw the ball in the air and made a break on it and went and got it," Sorensen said.

"You should have caught the first one," said Peters, whose locker is next to Sorensen's.

Sure enough, Sorensen made a nice play on the previous play and nearly a diving interception. He had to wait one more play.

“You saw everybody make plays today, all across the board,” Sorensen said. “Linebackers, (cornerbacks), safeties, got their hands on the ball.”

Everybody included D.J. White, the rookie cornerback whose interception in the end zone ended the turnover avalanche. It was Fitzpatrick’s sixth pick thrown and the Jets’ eighth turnover. The Jets had 11 possessions in the game.

Special teams got in the act when Demetrius Harris grabbed a fumble out of the air off a Jets kickoff return and returned it for a second-quarter touchdown. A fourth-year pro, Harris had a receiving touchdown last season, but this one felt different.

“Every time before the kickoff we were saying, ‘Let’s get the ball, let’s force a turnover,’ ” Harris said. “It popped out, I was folding, was at the right place at the right time, it was in my hands.”

Harris was on his way to the end zone with his biggest moment of the season. So it was for so many of the Chiefs’ defenders, for the first time.

(TEAM)

Chiefs President Mark Donovan Shares Plans for St. Louis Market

BJ Kissel
Chiefs.com
June 20, 2016

Chiefs president Mark Donovan was recently asked about the efforts to bring Chiefs Kingdom to St. Louis

The plan was to be patient and respectful to a community that had just lost a big piece of its identity.

With the Rams franchise moving from St. Louis to Los Angeles this past offseason, there was a natural connection between the reach of Chiefs Kingdom and the proximity to the St. Louis market.

On Friday, Kansas City Chiefs president Mark Donovan was asked about the plans to bring the Chiefs brand into a market that sits just a few hours down I-70.

“The day they announced that the Rams were leaving St. Louis, we got a handful of phone calls from people wanting to buy season tickets from St. Louis,” Donovan explained. “Then the day after they moved, we got a handful of phone calls from corporations in St. Louis saying, ‘We want to be partners with the Chiefs. Let’s talk about activation programs.’”

“What we knew and respected was the process that town was going through,” Donovan added. “What their fans went through was tough—painful. When you move a football franchise, that’s ripping a big part of the town out of that town.”

“We said publicly (at the time) that we’re going to be respectful, we’re going to be patient, and that we are going to enter the St. Louis market, but we’re going to do it at the right time.”

That plan was fast-tracked last week after the league sent a memo out to every owner, president and CEO in the NFL.

“The memo said that because the Rams are playing in Los Angeles, St. Louis is now an open television market,” Donovan explained. “For preseason television, we basically put our own networks together. So a couple of teams, including us, have lobbied the league and said we’re going to put our preseason games in St. Louis because it makes sense. We have fans there and we’re going to get in front of them now and develop that relationship.”

“The league has decided that they’re going to allow any team in the NFL that can put together an adjacent network, which is really confusing and very complicated, but basically means that if you can make a chain link of networks—broadcast partners, to get you to St. Louis, then you can broadcast your games there.”

“We knew that was coming and we have been working on this for the past few months. (Vice president of business development) Tyler Epp and his team have already negotiated deals, so our preseason games will be broadcasted in St. Louis. The plan is to have our shoulder programming, which is all the programming you see on our network, in St. Louis this season as well.”

For Donovan and the Chiefs, this is just the first step.

“We’ll be in there with a product,” he explained of the television programming. “Then we’ll continue to build relationships in the community.”

The Chiefs have already heard from military bases and schools in the area about wanting to do events with them.

“I think what you’re going to see over the next four of five years is a real resurgence of the Chiefs brand in St. Louis,” Donovan said. “We do have some advantages over the other NFL franchises, not only in geography, but because it’s in the state of Missouri, we’re the only team that can actually market our corporate partnerships as well as our brand in St. Louis, so that’s a big advantage.

“Again, we’ll do it respectfully, we’ll do it patiently and we’ll do it strategically.”

(Brad Childress and Matt Nagy)

Chiefs announce Brad Childress, Matt Nagy will be co-offensive coordinators

Terez Paylor
Kansas City Star
January 21, 2016

The Chiefs have officially settled on their new offensive coordinators, as the team announced Thursday that Brad Childress and Matt Nagy will split the duties.

Childress, 59, has served the last three years as the Chiefs' spread-game analyst and special-projects coach, while Nagy, 37, has been the quarterbacks coach. Both will team up to replace Doug Pederson, who became the Philadelphia Eagles' head coach Monday.

"I'm fired up about the opportunity to have both these guys in that position and maintaining continuity and stability within the offense," Chiefs coach Andy Reid said.

Reid said he will call the plays, though Nagy and Childress will have input. Childress will remain in the coaching box while Nagy will move to the sideline and be the voice in the quarterback's headset.

Both will contribute to the gameplan each week, though Reid will continue to run the daily meetings where plays are installed, as he's done the last three years in Kansas City.

"He enjoys doing that, he enjoys presenting in front of the team," Childress said.

Childress was Reid's offensive coordinator in Philadelphia during 2002-05, with the team ranking an average of 11th in the league in total offense. Childress said Reid called most of the plays then.

"There were times, obviously, where he said 'Hey Brad, put a series together,' and I'd do it," Childress said. "But he loves to do that. That's one of his passions, that's one of his joys, and I know that's what he's enjoying about doing it the way he's doing it here."

Childress used his time under Reid as a platform to become a head coach in 2006, and he led the Minnesota Vikings to a 39-35 record before he was dismissed midway through the 2010 season. After sitting out 2011, Childress was hired as the Cleveland Browns' offensive coordinator under Pat Shurmur, who was fired after the 2012 season.

In 2013, Childress joined Reid's staff in a role in which he analyzed league-wide trends, among other duties.

Nagy, like Pederson, is a former quarterback. Nagy played in college at Delaware and spent six years in the Arena Football League. He spent a part of 2008 as a coaching intern on Reid's staff in Philadelphia, thanks to recommendation from current Chiefs co-director of player personnel Brett Veach, his former teammate at Delaware who was a coaches assistant with the Eagles at the time.

"He just thought it would be a good opportunity for me to experience the NFL level as a coach," Nagy said, "and it just kind of went from there."

When the Arena League briefly folded in 2009, Nagy was selling houses when he asked to come back and do a second internship. He eventually joined the Eagles' staff in 2010 as a coaches assistant and was promoted to quality control coach in 2011.

Nagy followed Reid to Kansas City in 2013 and has served as his quarterbacks coach since, helping the Chiefs' signal-callers learn the offense.

"You need to be able to take that play that they're installing, and you become a teacher in your classroom," Nagy said, describing his role as quarterbacks coach. "So when we're in here, I need to be my best at giving them another set of eyes to see the field, another perspective. I was fortunate enough to play the quarterback position all my life, so I have the ability to know certain situations that they're in (and) what you see is a little bit different from what you get in the bird's eye view in the box."

Since joining the Chiefs in 2013, quarterback Alex Smith completed 63.7 percent of his passes for 10,064 yards, with 61 touchdowns and 20 interceptions. The Chiefs compiled a 31-17 regular-season record during that time.

"Matt's got a nice feel for the game," Reid said. "Some guys have a knack for it, and he's one of those guys. And I've noticed with his participation that he's got a pretty good grasp of the offenses and defenses in this league."

Reid said the individual duties for Nagy and Childress haven't exactly been divvied up yet, but "there's plenty to work with there."

Neither new co-coordinator seemed concerned about the split.

"We think alike, we work well together — we've done it the last three years," Nagy said. "And once Coach came to us and talked to us about this, it was really exciting."

“It’s not like it’s a three-man, everybody-speak-into-the-microphone-at-one (deal) when a play comes up,” Childress said. “All that stuff kind of gets worked out beforehand ... we’re gonna spend enough time together we’re probably gonna be able to finish each other’s sentences.”

There is one way, however, that the duties have been defined, as Nagy will assume Pederson’s as the sole voice in Smith’s headset.

“I’ve been able to witness that and be able to learn from Doug and see how he does it, so I think the transition is going to be really smooth,” Nagy said. “Being in here with Alex and the rest of the quarterbacks for three years is a huge advantage.”

Nagy, however, noted that replacing everything Pederson did won’t be easy — even for two men.

“He’s really a good people (person) — he’s got a great relationship with all the players, everyone really got along really well with him,” Nagy said. “Being a former player in this league is very advantageous, so a guy like Alex Smith and Chase Daniel — guys that have been in this league for the amount of years they have — they automatically respect a guy like that, just because they know he’s been there, done that.”

(Andy Reid)

A LIFE OF FAMILY, FOOTBALL AND FRIENDSHIPS: THE ANDY REID STORY

BJ Kissel
Chiefs.com

The clock says 3:30 a.m.

The weather is bitter cold and it's hours before many of those he works with will be at the office, but it doesn't matter to him. There is work to do and even more importantly, there is somewhere he will soon have to be.

It's 1992 and Andy Reid is the new tight ends coach for the Green Bay Packers. After 10 years at the collegiate level, he was given an opportunity by an old friend to reunite in the NFL.

The drive to the office is short, normally less than 10 minutes. He, his wife, Tammy, and their five children live close enough to make this work.

The 3:30 a.m. arrival wasn't just about putting in the time at his new job or competing to get there first with his fellow assistant coaches—something that was par for the course with that group, but because of something far more important to Andrew, as only Tammy calls him.

Family.

The only thing in his life that would ever trump his love for football would be his love for family.

"He would go in at these crazy hours and then he would come home by a quarter to 7 and do breakfast with the kids," Tammy explained. "He then would drive one group to school and I would take the others."

It was a routine.

The early mornings at the office were a way for Reid to get some work done, but then get home to spend some quality time with his family before their day got started, even though his had already been going for four hours.

In this way, he wouldn't fall behind in either of his duties—helping scheme ways for his old friend, Mike Holmgren, to find success on offense, while also staying true to his most important job—being a father.

It's a balance he and Tammy have worked on together as a football family for the last 34 years, and through all of those years, the foundation of family, friendship and respect for those who have helped them along the way has always grounded the two through a life in the spotlight.

"He just had this air about him"

Andrew and Tammy were students together at Brigham Young University, and as fate would have it, both enrolled in the Fundamentals of Tennis class together.

"He had this air about him—this confidence," Tammy recalled of Andrew, a member of the BYU football team, "but he wouldn't ask me out, and I'd never not had a guy that I wanted to ask me out not ask me out. So the second half of the semester, since it's a half credit, we played badminton. We were playing after he had already beaten me at tennis and I'm like, 'Well, I could beat you at racquetball.'"

He's like, 'OK, well let's go play racquetball.'"

All of Tammy's friends knew the day they were going to play at the Smith Fieldhouse on the campus of BYU, and they were all peeking through the windows as the game, or for lack of a better term, shellacking, went on.

"He killed me," she laughed. "Even though I'm really good, he killed me."

After the game was over, they sat together in the bleachers and that's when Andrew asked Tammy out to a movie that Friday night.

Their first official date would be on December 7—the anniversary of Pearl Harbor.

While Tammy was so nervous that she can't recall the movie they saw that night, she can recall the date because of how much it meant to him.

It's a day that has always been important to Andrew as both his father and uncle were in the Navy during World War II. His father was sent to Pearl Harbor as one of the first responders, while his uncle's ship was out in the Pacific at the time and was hit by a torpedo. He thankfully lived to tell about it.

But their date led to another, and another, and just like that—things had gotten serious.

It wouldn't be long before Tammy found herself at one of the most historic college football games in history—sitting with his parents, and the lessons she learned from that game still hold true to her today.

It was the 1980 Holiday Bowl, commonly known to BYU fans as "The Miracle Bowl."

The game featured a pass-happy BYU offense led by future NFL quarterback Jim McMahon and his 409.8 yards passing per game, which led all of college football that year, as did the team's 46.7 points per game.

They were matched up against an SMU team that couldn't have been more different offensively. They were led by the backfield tandem of Craig James and Eric Dickerson, who were nicknamed the "Pony Express" and would combine to run for more than 330 yards in the game.

Dickerson would later go on to the NFL and a Hall of Fame career in his 11 seasons with the Los Angeles Rams (1983-87), Indianapolis Colts (1987-91), Los Angeles Raiders (1992) and Atlanta Falcons (1993).

Heading into that game back in 1980, BYU had never won a bowl game in their program's history.

With four minutes left, they trailed 45-25.

It was all but over.

"People were walking away and we were up in the nosebleeds," Tammy recalled. "I don't know why we got such bad tickets. I was with his parents, but I'm screaming at people to sit down and saying, 'This game is not over!'"

"They were looking at me like I was crazy. I'm sure his parents thought I was crazy because we didn't know each other very well at the time."

McMahon threw a touchdown to Matt Braga to get the score within two possessions with a little more than 2 minutes remaining in the game.

Then, the first of two low-percentage special teams plays went BYU's way.

First, they recovered the ensuing onside kick.

Just a few plays later, BYU was in the end zone again on a 1-yard touchdown run by Scott

Phillips.

Now they only trailed by 6 points, but time was still an issue.

This time it was the defense's turn to make a play, and they were able to shut down SMU's dominant running game on the next possession, setting up a fourth down.

Then, the second of two miraculous special teams plays happened that gave BYU an opportunity to win.

With less than 20 seconds remaining and trailing by just 6 points, BYU blocked the punt and recovered the ball at the SMU 41-yard line.

Unbelievably, they still had a shot.

The first pass from McMahon fell incomplete deep down the right sideline, and there was time left for just one play.

McMahon, who had already engineered a couple of late touchdowns to get them within striking distance, found Clay Brown on the final play of the game on a miraculous Hail Mary touchdown between several SMU defenders.

The extra point gave BYU a 46-45 victory.

BYU had scored 21 points in the final 2:33 to win the game.

After going winless in their first four bowl appearances as a program, including consecutive Holiday Bowls in the previous two seasons, Edwards and company pulled off one of the greatest comebacks in college football history that night at Jack Murphy Stadium in San Diego.

"That was my first experience with football and trusting that no matter how bleak it looks, I always believe Andrew and his guys will figure out a way to do it," Tammy said.

It's a lesson that would serve her well later in life, when a team would struggle to a 1-5 start, and no matter how bleak it looked, she always trusted that Andrew would figure out a way to get it done.

Tammy and Andrew were married on August 8, 1981, just 232 days after that miraculous win over SMU.

Before BYU, there was John Marshall High School in Los Angeles

Andy Reid grew up in the Los Feliz neighborhood of Los Angeles and lived in the same house until he left for college.

That house, which perched atop the hill on Holly Knoll Drive, was close enough to see the lights of Dodger Stadium at night and sat just a mile away from the famous Hollywood Boulevard.

It was an ethnically diverse neighborhood. Throughout his childhood in Los Angeles and even into his high school years, race relations were volatile, particularly in his neighborhood, but that didn't matter to Reid. All of these children were his friends—the ones he'd begun playing football with when he was 5 years old.

He would be seen as a leader among his peers for keeping things together and uniting his teams.

His father, Walter, worked as a scenic artist. His mother, Elizabeth, was a doctor of radiology.

As a kid, Reid could often be found following his older brother, Reggie, around everywhere.

"Would you get your little brother out of here? I'm sick of him coming up to me and asking for my chin strap," would be the kind of thing Reggie's friends would often say, according to Dick Kiwan,

Reid's high school basketball coach and a friend he still talks regularly with to this day. Reid, who was 10 years younger than Reggie, was the ball boy for the John Marshall High School Varsity football team.

He'd do anything he could do to be around his older brother—his hero.

The school, which is where most of the film *Grease* was shot and would years later be home to Leonardo DiCaprio and Will.i.am, was only a couple of blocks away from their house, so it was easy for Reid to always be around.

All that time hanging around his older brother and playing with the kids in the neighborhood paid off for Reid, who was a standout athlete even before he got to John Marshall.

As a 13-year-old, Reid competed in the national Punt, Pass and Kick competition, towering next to a kid in a now-infamous photo and video.

The competition took place during a Monday Night Football broadcast. As it turned out, the kid behind him was actually in the 8-year-old division. A funny part of the whole thing was the organizers had to go into the Los Angeles Rams locker room to find a jersey that would fit him.

When Reid was a kid, it wasn't just about football though.

"When I first met him, he was always hanging around the gym, always had a basketball in his hand," Kiwan recalled. "After his school was out, he'd be up in the gym shooting baskets or hanging around the football field. I'd start my basketball practices and have to shoo him out of the gym."

Once he got to high school, Reid was one of just two sophomores to make the varsity football team. He recalls to this day the lessons he learned from those upperclassmen.

"I remember the seniors getting after myself and the other kid and really making us grow up," Reid recalled. "They did a good job with that. They tested us."

By the time he was a senior, Reid had established himself as one of the best athletes in the area, lettering in football, basketball, baseball and track. He was named the most inspirational athlete on his football team as a senior, playing along the offensive and defensive lines while also handling the kicking duties.

"Andy is a great guy, but when he got on the football field, something clicked and he was nasty," Kiwan recalled.

He led the team to a 7-3 record that final year, with three of the games being decided on his game-winning field goals.

"The school had traditionally not been a great football school," Reid recalled. "My senior year, we were able to get ourselves in the second round of the city playoffs, which was a big thing at that time."

Reid's affinity for physicality carried over to the other sports he played as well, which was a problem, particularly in basketball.

Kiwan remembered one game in particular against Hollywood High School during his junior season.

"I put him in at forward and he had four fouls in less than 2 minutes," Kiwan said laughingly. "I remember pulling him out because he was just dribbling down the floor and running over people. I remember taking a timeout and saying, 'Andy, what are you doing?' and he looked at me like, 'What?'"

“The competitive juices were flowing so much from leaving football and getting into basketball, he couldn’t help himself.”

While the humor may not have been on both sides of that situation at the time, the relationships Reid developed with his high school coaches would become lifelong friendships, ones that would include inside jokes they remember three decades later.

Kiwan shared a story about a day Reid came to the coach’s office, a place he’d often frequent between classes, complaining about his ankles.

“He came in the PE office and said ‘My ankles are killing me,’” recalled Kiwan. “The defensive coach, who Andy was really close with, told him, ‘Aw, you’re OK, you damn baby. There’s nothing wrong with that ankle.’”

But it’s what happened next that makes the story memorable more than 30 years in the making.

“Wait, we’ve got something here that I can put on that that’s going to really help that. It’s a special solution from Chicago,” Kiwan said he told Reid, “and so I went into the coach’s shower room and got some of that powdered soap out of the container, mixed it up into a paste and put it on a towel. I came out and said, ‘Andy, we got this special solution from Chicago. What’s going to happen now is you’re going to take your shoe off, get your ankle up on the desk and we’re going to put this paste on it.’

“But I don’t want you to move your foot. You just keep it absolutely still for 20 minutes until we come back, and you’ll feel that it’s going to draw that pain right out of there and that swelling is going to go down and that thing is going to feel 100 percent better.”

The coaches left, snickering.

“We leave, have some coffee, come back about 20 minutes later and there he is in the same position on the table sitting up with that paste on there. I said, ‘I know that it feels better,’ and the defensive coach said, ‘Oh yeah, absolutely, it has to feel better.’

“I said, ‘Did you feel the pain coming out?’”

“Andy said ‘Yeah, you know, I’m moving it and it feels pretty good.’

“The other coach said, ‘Stand up on it, let’s see how it is,’ and Andy said ‘Oh yeah, look at that, it’s 100 percent better. You know, I think this really helped me.’

The coaches obviously had a good time with Reid, who was quick to recall this story a few years ago when they were visiting him during his time as the head coach of the Philadelphia Eagles.

“We were back in Philadelphia and he was taking us around showing us the training facilities and I said, ‘This is great, but one thing I want to know, do you have the special solution from Chicago?’ and he said ‘Oh, that was BS. I knew that was BS.’

“And I said, ‘Oh yeah? You sat there for 20 minutes.’”

The ankle was fine, and Reid played well enough his senior year to start talking with some colleges in the area about playing football at the next level.

Growing up in Los Angeles at the time meant, as a football fan, it was all about USC. They had talked with Reid coming out of high school but didn’t offer him a scholarship. They actually recommended that he go to a particular junior college and develop there as a player and they could follow his progress.

That school was Glendale Community College.

“I was very lucky to do that,” Reid said. “I mean they wore the exact same colors as USC, but the offensive line coach there had been an All-American at USC—Mike Scarpace. “He had a tremendous influence on me and really taught me how to play offensive line.”

Scarpace spent his college days blocking for future Kansas City Chiefs running back Mike Garrett, who ran in the famous “65 Toss Power Trap” touchdown from 5 yards out in Super Bowl IV.

After Garrett was drafted and signed by the Chiefs in 1967, Scarpace blocked for a junior college transfer who would go on to make plenty of headlines throughout his football career and life—running back O.J. Simpson.

The connection that might be the most interesting of them all is that Scarpace’s college teammate was Mike Holmgren, who would become a huge part of Reid’s life a few years later, and for many more after that.

“We had a great head coach in Jim Sartoris and John Cicuto—the defensive coordinator. All these guys, I’m actually very close with, so I’m very lucky in that way.”

Reid earned honorable mention All-American honors after a standout season at Glendale, helping coach Sartoris earn his first championship.

After developing as a player under Scarpace and company at Glendale, Reid had a scholarship lined up to play at Stanford to further his playing career.

“At the time, you could talk to colleges and take visits before your bowl game,” he explained. “So my last game at Glendale, we go to a little bowl game against Saddleback College. I had already been scheduled to go to Stanford and had been accepted, and then I blew out my knee in that game.”

Just like that, Reid’s plans had changed.

His good friend and the guy playing next to him along the offensive line, Randy Tidwell, was looking at BYU and mentioned to Reid that he should come with him on his visit now that his future was up in the air. Reid agreed and wound up enjoying the trip.

LaVell Edwards, the iconic coach at BYU who won 257 career games and was inducted into the College Football Hall of Fame in 2004, had already been looking at Tidwell, and after the visit, Reid became part of the package of getting both of them to BYU. Edwards quickly noticed how perceptive Reid was about playing along the offensive line.

“We’d be out there practicing and working, and there’d be questions coming up on how to pick up a certain blitz,” Edwards noted. “I noticed a lot of times [Reid] was helping the guard, the tackle or the center next to him, to make sure they understood what to do if there was some kind of stunt or whatever they did.

“I remember saying at the time that this guy’s got an unusual feel and knowledge of the game.”

What stood out to Edwards is how Reid wanted to understand more than just his responsibilities. “He not only learned and knew what his assignment was, but also the reasons why and the concept of what you’re trying to do,” Edwards recalled. “A lot of players didn’t have that concept or ability, but Andy did. He had a feel for it.

“That’s one of the things I admire most about him, and it made me think the more I was around him, the more I watched him, I realized this guy could be a very good coach.”

At the time, coaching wasn’t on Reid’s radar.

At different points in his life, he wanted to be a doctor, or even a writer—something he dabbled in

during his time at BYU.

Reid had kept a journal since he was in 11th grade, and during a trip back from Hawaii with the football team at BYU, he was talking with one of the writers of the Provo Daily Herald about his passion for writing. He was minoring in English and the guy asked him if he'd be interested in writing a weekly column for the paper.

Reid agreed to do it.

"I wrote about our guys and had fun with it," he explained. "It was kind of Jim Murray-ish (the legendary LA Times writer who often used humor and wit in his articles). I'm not going to tell you I was a great writer, but it was fun to do.

"I had a dream when I was a kid to write for Sports Illustrated, but it never worked out that way," explained Reid, who would soon find his true calling. "It wasn't until just before my senior year that coach Edwards asked me if I had ever thought about coaching."

That's how it started.

A simple question followed by an offer.

The player who had made it a point to understand everyone's responsibilities, not just his own, and would work with his teammates to make sure they understood what they were doing on any given play, would soon embark on a coaching career that has helped shape the lives of hundreds of others lucky enough to cross paths with him.

"I was very fortunate to play for him," Reid said of Edwards. "He's a tremendous human being and a big influence on me not only as a player, but even now as a coach.

"I talk to him once a week to this day."

Reid became a graduate assistant football coach for BYU in 1982.

"He immediately stood out to me," Mike Holmgren, who was responsible for the graduate assistants at the time, said of his first impression of Reid.

It was Holmgren's first year at BYU after spending the previous three years coaching the quarterbacks at San Francisco State under the legendary Vic Rowen.

Before that, Holmgren had spent the previous 10 years coaching high school in the San Francisco area. Rowen had given him his first opportunity above the high school level.

"It was just his work ethic, his personality," Holmgren added. "I think we just hit it off right away. I gave him more responsibility the more I knew him, and whenever I needed things done in my house or whatever, he'd always volunteer to come over, so we'd work together and we'd laugh together."

Holmgren came to coach the quarterbacks at BYU, and he had a pretty good one to groom after they lost McMahon, who was the No. 5-overall pick in the 1982 NFL Draft by the Chicago Bears.

McMahon would be a two-time Super Bowl champion during his 15-year NFL career.

The young quarterback Holmgren was there to help develop was a guy by the name of Steve Young, who would also go on to a pretty good football career.

The life of a traveling coach begins

Reid stayed at BYU as a grad assistant for just the one year in 1982, and his next opportunity would come through the help of Edwards.

"[Edwards] had hired Holmgren on the recommendation from Rowen," Reid explained. "In return, a year later, it was like a trade out. 'I did you a favor, now you have to take this young guy that has no experience and do me a favor and hire him.'

"That's how I got to San Francisco State."

Rowen and Edwards were both, at different times, presidents of the College Football Coaches Association. They were on the board together and had known each other forever.

The opportunity for Reid at San Francisco State was about learning how to coach—Rowen had a knack for developing coaches. It was a teachers college and the athletes were non-scholarship, so there wasn't much pay and the coaches had to do a lot of different things to make ends meet.

"Every Tuesday and Thursday, the coaches would sell hot dogs to earn money for the football program," Tammy recalled of that time. "Andrew would sell hot dogs in the middle of the commons, you know, out in the middle of campus."

At the time they moved, Tammy and Andrew had one son, Garrett, but it wouldn't be long before another son, Britt, came into the picture.

Their family would continue to grow with every new opportunity.

"I'd put the boys in the wagon and we'd walk over to campus and get hot dogs," she recalled.

That money went to the football department, so there was still the matter of their own money that had to be made to make ends meet.

Reid was actually umpiring baseball games the night after Britt, his second son, was born.

"He couldn't come visit me until he had umpired three games," Tammy recalled. "They always started after dinner so he would make \$10 or \$15 a game and he did that as much as he could. I remember the night after Britt was born, he came in his gear, wearing the dark navy pants, the light blue shirt, the little pouch with the brush to wipe off the plate, the clicker and he came to see me the next night.

"I was just like, 'Oh, my poor husband.'"

While money was scarce, that didn't stop Reid from having his offensive linemen over once a week to watch film and study.

Each night they came over, Tammy would make Mississippi Mud Pie to feed them.

"We were super poor," Tammy explained. "I can't even stress how much we did not have enough money to do this every week, but Andrew loved his guys and so I would have them over once a week and make it for them."

He was only a few years older than the players he was coaching, but Reid felt like it was important to create a family atmosphere amongst his little faction of the team, so these weekly get-togethers were important to him.

One of the guys at that weekly get-together was Tom Melvin, who was his only senior offensive lineman on that team. Melvin is now the tight ends coach for the Chiefs.

Selling hot dogs, umpiring baseball games, in addition to being a coach—all of this was done because of his love for football.

With a wife, two young sons and a plethora of responsibilities, Reid knew it was important to take advantage of the time he had with Rowen because of all the sacrifices they were making.

"I've got this coach that's tougher than shoe leather, but he was a teacher of coaches," Reid noted. "He'd have a banana, an onion bagel and a glass of water, and this was at 6 in the morning. He'd go 'If you were presented this defense right here, give me the top three runs and the top three throws you would do.'

"Then he had me explain to him how I would coach every player out there. He'd do this every day to me and just grill me. I was just out of college and he'd just grill me and grill me."

This is how one of the greatest coaches in NFL history got indoctrinated in the coaching world.

At the crack of dawn every morning, Rowen, who would develop three NFL head coaches during his time at San Francisco State in Reid, Holmgren and Dirk Koetter, would make Reid explain how he would coach the techniques to every player on the field for multiple plays against multiple defenses.

It's a process that worked, and while this may have been an early link in the chain of Reid's Xs-and-Os development, the next opportunity would be helped along by an old friend—a pattern we'd continue to see, but was only made feasible through a determination unlike anything his next coach had ever seen.

"I knew LaVell Edwards really well," said Larry Kentera, the longtime defensive coordinator at Arizona State.

At Arizona State, Kentera coached the likes of future NFL Hall of Famer and Kansas City Chiefs legend Curley Culp before eventually leaving for a head coaching position at Northern Arizona in 1985.

After three years grinding out a life financially at San Francisco State, Reid learned of an opportunity with Kentera at Northern Arizona, and he asked his old coach and the guy who got him started in coaching, Edwards, to put in a good word for him.

"[Edwards] gave [Reid] a high recommendation," said Kentera.

Edwards made that call, but it wasn't going to suffice for Reid. He wanted this job.

"I no sooner put the phone down with Lavell before it rings again," Kentera recalled.

"Coach, this is Andy Reid. I want this job. I'm interested in this job."

"I said, 'Andy, I'm in a hurry right now. I'm not going to do anything with the job until I get back from a recruiting trip. When I get back from Sacramento, I'll give you a call back.'

What happened next is a reason Reid is where he is today.

"When I get to Sacramento, guess who was there waiting for me when I got off the plane?" Kentera explained. "Andy Reid was standing right there."

"He said, 'Coach, I want that job.'"

Reid had found out what flight Kentera was on and made the two-hour drive from San Francisco to Sacramento to wait for him at the airport.

Kentera had no choice after that. Reid was his guy, although he did follow up with Edwards again just to be sure about a guy that would go to that kind of length to get a job.

It wasn't just coach Reid moving for a new opportunity. Tammy and their two sons would obviously be affected by this life on the move.

"I'd never known a coach, I'd never been with a coach," she explained. "I had no idea what our

lives were going to be like. I was just a roll-with-the-punches kind of girl and I'm a bloom-where-you're-planted kind of girl. So we'd move. I'd get everybody ready, I'd get the house ready, we'd sell the house, do whatever we needed to do, jump in the U-Haul, and we'd just move.

"It was just a part of life. You were so young that you didn't even know that it was crazy, that what you were doing was crazy."

Reid had actually left immediately to begin working in Flagstaff after he accepted the job, which meant it was Tammy's job to pack up the house and get everything their family owned to their new home in Arizona.

Luckily, she had help from one of Reid's former players at San Francisco State and a guy he had brought on as a graduate assistant, Tom Melvin. Melvin helped her pack the house and actually drove the U-Haul with all of their family's belongings to Arizona.

Reid would spend just one year at Northern Arizona, a school his brother, Reggie, attended for a short time, but that amount of time was long enough for Kentera to get an idea of the kind of coach and man Reid ultimately was.

"We had finished our spring ball that year and so I took all of the guys on the bus, we went out to the country, took a lot of drinks and all," Kentera explained. "Once we got out there, Andy came over and sat by me and said, 'Coach, I don't drink.'

"I said, 'That's okay. I don't care whether you drink or not.'

"He said, 'You don't?'

"I said, 'Nope.'

"He said, 'You know I'm Mormon?'

"I said, 'Sure, I know you are. I respect you because you don't drink.'"

Reid's Mormon faith has been an integral part of his life since he was baptized on August 2, 1980, as a junior at BYU.

It wouldn't be long before another opportunity came calling.

Dirk Koetter had spent the 1985 season with Reid at San Francisco State as the offensive coordinator, and he had moved on to the University of Texas-El Paso when Reid had left for NAU.

UTEP was an option for Reid at that time as well, but he wasn't interested.

"I said it's a graveyard for coaches," Reid admitted. "I said that and so I went to Northern Arizona. I didn't even want to talk to them."

Then he got a phone call from an old friend a year later.

"I remember Dirk calling when we were in Flagstaff," Tammy recalled. "I remember getting the call and saying, 'Dirk, you better not be calling about another job. We haven't been here but one season.'

"And he's like, 'Just let me talk to Andy, Tam.'

"Sure enough, it was for a job, and that's why we only lived in Flagstaff for 11 months, 23 days. I don't know if I'll ever forget that call. I was like, 'Oh my gosh, we just bought a house. We're settled. We have kids. It's great here.'

"But, you've got to move on."

Reid said the difference for him on UTEP this time around was that Edwards, who was in the same conference as UTEP—the WAC, told him the new coach there, Bob Stull, was doing good things with the program.

So Reid went to interview with UTEP, and after meeting with Stull, Koetter and company, was taken out to lunch by their young strength and conditioning coach, a guy by the name of Dave Toub.

Koetter is now the head coach of the Tampa Bay Buccaneers.

Reid ultimately got the job and left a good situation at Northern Arizona, where he was working with Kentera, Melvin and an offensive coordinator named Brad Childress. Their paths would cross again.

The new offensive line coach after Reid left was Bill Callahan, who is currently the offensive line coach for the Washington Redskins. Within the few years after Reid left NAU, Marty Mornhinweg and Darrell Bevell would also be a part of the program.

Mornhinweg is currently the quarterbacks coach with the Baltimore Ravens, while Bevell, who played at NAU in 1989, is the offensive coordinator for the Seattle Seahawks.

It's an impressive group of coaches to have worked at NAU all around the same time.

"I was just fortunate enough to get these guys together," Kentera explained. "They all went on to bigger things and all, and the reason they got to where they did was because they were that good."

Reid would spend two years at UTEP working under Stull as their offensive line coach.

During that time, Stull noticed how well Reid could manage his players—something that would be a common trait described of the former offensive lineman.

"He had a way that you always knew he was on your side," Stull explained. "He'd get on you, but you knew you probably deserved it. He was never a yeller, a screamer or harsh like that, but he'd get on you pretty good if you weren't doing the right effort and learning what you're supposed to be learning. The offensive line guys really liked him a lot because, again, he was a great teacher. He wouldn't let you get away with anything.

"He worked them hard, but he could also laugh. He could see something funny, they could make fun of him about something and he was all right with that. He had a really good sense about him like that."

In two years at UTEP, team went a combined 17-7 and picked up their first 10-win season in 1988, a year that ended with an Independence Bowl loss to Southern Miss and their young playmaking quarterback—Brett Favre. But soon, the Reid family was on the move again after Stull accepted the head coaching position at the University of Missouri.

The family had grown by one more while they were in El Paso as their first daughter, Crosby, was born.

Koetter was actually offered the head coaching position at UTEP after Stull had accepted the job at Mizzou and wanted Reid to stay with him in Texas, but Koetter ultimately declined the job and they both ended up heading to Columbia with Stull.

Reid would spend the next three years coaching the offensive line at Mizzou.

"It was an opportunity to coach in an awesome conference—the Big Eight," Reid explained. "You're talking about when Oklahoma and Nebraska were at their peak. Colorado was one of the

best teams in the country.”

He was on the sidelines for the infamous “fifth-down” game, in which the University of Colorado and their star running back Eric Bieniemy would be given an extra down with just seconds remaining because of an official’s mistake.

The extra down gave the Buffaloes another chance to score, which they did.

“Eric Bieniemy cheated,” Reid laughingly said about the game.

Bieniemy went on to finish third in the Heisman Trophy balloting that year. He’s currently the running backs coach for the Chiefs.

After three seasons in Columbia, Reid would once again get a call from an old friend about an opportunity.

This time it brought back a conversation Tammy remembered having during a dinner they had years before when they were at BYU.

“We went to dinner at Mike’s and he asked Andy, ‘If I ever get a head coaching job, would you want to come with me?’

“And [Reid was] like, ‘Sure!’”

Well, it happened. Mike Holmgren had just been hired as the new head coach of the Green Bay Packers.

“When I got the Packers job, I phoned Andy first,” Holmgren recalled. “I said, ‘You’re going to be coaching tight ends. You’re going from coaching 10 or 12 guys, down to coaching probably three.’”

The NFL wasn’t on Reid’s radar at the time.

While he had spent a lot of time during the offseason those years at Mizzou driving to Kansas City to talk with Howard Mudd, the offensive line coach with the Chiefs, it wasn’t about finding a way to the NFL. It was about learning as much as he could to develop his guys back at Mizzou.

“I never had that goal,” Reid explained of the NFL. “I know people say that. You’d love to have that opportunity, but I was always big on breaking it down to the things I controlled and not worrying about the things I couldn’t control. That’s the way you’re raised as a lineman I think.

“So I figured if I worked hard and I kept my nose clean, good things would happen.”

Initially, Reid was skeptical about coaching tight ends. He had been coaching offensive line at the collegiate level for the past 10 years.

“When I was at UTEP and we moved to Missouri, there were a lot of seniors, so they were kind of moving on with us, but this was a different deal. None of the coaches were going with me.”

Their fourth child, another daughter, Drew-Ann, was born when they were in Columbia.

At the time the Green Bay offer came along, Tammy was also six months pregnant with their fifth child and third son, Spencer.

All these years coaching and the NFL had never been the goal.

Then, all of the sudden, from selling hot dogs to driving to meet strangers in airports for coaching jobs, it had all come to this—Reid was now an NFL coach.

He had reached the highest level of football in the world, and he was just getting started.

"He just ate all of the saltine crackers."

In his first year as a head coach at any level, Holmgren, who had spent the previous six years with the San Francisco 49ers as quarterbacks coach (1986-88) and then offensive coordinator (1989-91), put together one of the best coaching staffs in NFL history.

In 1992, the Packers had five future NFL head coaches on staff in Reid, Jon Gruden, Dick Jauron, Ray Rhodes and Steve Mariucci. They combined to win more than 550 games in the NFL.

It was an exciting time for a group of young, talented coaches.

"I love football and had a lot to prove," Gruden explained of that time. "Andy had a lot of love for the game and a lot to prove, too. It was all so exciting being in the NFL at a young age, being with Mike Holmgren—the Green Bay Packers—having a chance to show we belonged."

The talent and passion they had for the game manifested itself into numerous competitions between Gruden, Reid, Mariucci and company.

"In our staff meetings, you could throw out ideas on the table, and if it was a good idea, I'd stick it in the game plan," Holmgren explained, "and so, what I didn't realize is they kept track of that. They'd go back and give a hard time to each other about that."

Gruden remembers these times vividly.

"It became a competition between us young guys to see who could come up with the next great play," he explained. "We wanted to impress Mike Holmgren. We wanted him to trust our research and to put that play in the game plan."

"I was oblivious to it, which is kind of funny, actually," Holmgren said laughingly, "but that's one of the things that made the staff great because they were bright guys and they cared a lot."

After five straight winning seasons and a Super Bowl championship in 1996, Holmgren was put to the test of how much he valued Reid being on his staff.

In 1997, Mariucci was offered the head coaching position with the San Francisco 49ers, and he wanted Reid to be his offensive coordinator.

"I said no," Holmgren noted. "I blocked it and said, 'Look, I need you. I can't let you go.'"

At the time, the NFL allowed you to protect or stop one coach from leaving your staff.

"Andy was upset about it and I don't blame him," Holmgren, who was receiving numerous calls at the time from everyone in San Francisco about letting Reid join them, recalled.

Holmgren then made a promise to Reid that he'd help him get a head coaching position and that he'd be coaching the quarterbacks that next season in Green Bay.

"I moved a really good offensive line coach to coach tight ends, then quarterbacks and Brett Favre, specifically," Holmgren noted. "That's quite a jump. That's not easy to do."

Reid had initially made the move to tight ends to learn more about the passing game, and now he was coaching a player who would go on to become one of the greatest passers in NFL history.

It caught the attention of the Packers director of college scouting at the time, a guy by the name of John Dorsey.

"As coach Holmgren was shifting him around and through the process, I just watched him grow," Dorsey noted. "You just saw his ability to handle players and knew this guy was pretty special."

Much like Kentera, Stull and everyone had always said about him before, Reid had just the right temperament to be a good teacher—regardless of the position he was coaching.

“Most of the time, Andy had a clear head and I was the emotional one,” Holmgren noted. “He would have to get in the middle between me and Favre, and he would kind of take a bullet for him. Sometimes I'd lay it on Andy and I'd come down hard on him, but that was kind of the role of a quarterback coach.

“Whether it was Mariucci or Reid, instead of going after the player, sometimes I would go after the coach, and the player would feel bad and then look out for him.”

It was the way Holmgren ran his ship, and with more than 170 career wins, it obviously worked. They were special relationships he had with his assistant coaches, but the one with Andy was always strong—dating back to their time together at BYU.

“They were like sons to me,” Holmgren, who has four daughters, said, “but Andy, I don't know, we just hit it off. It was just a friendship. I was his boss, but I hope he would say it was a friendship—that's the way I wanted it to be.”

It's not hard to see the resemblance between the two either.

“We're both big guys,” Holmgren laughed. “We both have mustaches. Every once in a while, somebody will come up and mistake me for Andy in the airport, or they would do the same thing and come up and ask him for an autograph thinking it was me.

“So Andy once told me, sometimes [if things were going well], I'd just sign your name.”

Obviously, this was a friendship Reid cherished as well.

“He told me that everything that I've ever said he has written down,” Holmgren said. “He had taken notes on everything I've ever said. When I worked for Bill Walsh, I took very, very clear notes, but Andy I think took it to the next level.”

Those notes, along with all the others he had taken dating back to his days at San Francisco State, put him in position to be ready for a head coaching position when one might eventually become available, something Holmgren had already said he'd helped Reid with when the day came.

After the 1998 season, Holmgren interviewed with the Seattle Seahawks for a position that, in addition to being their head coach, would include more responsibility on the personnel side.

“When I interviewed for the Seattle job, I was also going to come back and interview with the Eagles,” Holmgren explained. “I phoned (Eagles owner) Jeffery Lurie and said listen, I'm scheduled for the interview, but I'm staying in Seattle, I'm sorry, thank you for everything.

“But here's who you have to hire—you have to hire Andy Reid.”

Lurie listened, and for the first time in 10 years, an NFL head coach was hired after working as a positional coach, not a coordinator.

Over the next 14 years, under Reid's watch, the Eagles went to the playoffs nine times, won six division titles and travelled to five NFC Championship games and one Super Bowl.

Doug Pederson, who had spent the previous three years with Holmgren and Reid in Green Bay as a backup to Favre, had the opportunity to play for both in 1999. Holmgren had a place for him in Seattle and Reid had one in Philadelphia.

Pederson ultimately chose Philadelphia, and he'd learn under Reid, both as a player and later as a

coach for eight years, before getting his big opportunity after the 2015 season, serendipitously, in Philadelphia as their new head coach.

“He always kept those spiral notebooks,” Pederson noted of Reid. “It’s something I learned to do, document your history. He just had volumes of that stuff going back to his early days in coaching. If it’s a scheduling issue, like around Thanksgiving or Christmas, he’ll look back at what they did three or four years ago in a similar situation and know what to do.”

These notes also included practice schedules, Super Bowl itineraries, bye-week schedules and draft philosophies.

He was meticulously organized.

“When you think of him, [you think of] consistency, reliability, hard work and a genuine care about the details,” Gruden noted. “You know, as a player, as a secretary, as an offensive coordinator—how we’re going to set this drill up. Just meticulous detail and maniacal preparation, along with genuine heart. If you did a bad job, he knew how to deal with you and say the right thing.

“That goes right back to those days at Green Bay, being in there at 3:30 in the morning. He just ate all of the saltine crackers.”

"He had a clear vision for how he liked to operate"

After 14 years in Philadelphia and just three losing seasons, Reid was fired by the Eagles on Monday, December 31, 2012.

It was the first time in his 30 years of coaching that he had been fired from a job.

Just two days later, the Chiefs, who had just moved on from their head coach, Romeo Crennel, on that Monday as well, made it their mission to bring Reid to Kansas City.

They flew to Philadelphia Tuesday night and scheduled an interview with Reid that was to last three to four hours on Wednesday at the airport in Philadelphia.

“Not only did Clark [Hunt] come, but he brought everybody with him,” Reid recalled of that interview. “It was like the whole front office of the Kansas City Chiefs parked in this private plane area meeting room they had set up. So I got to meet everybody.”

Reid recalled his first impression of Hunt at that meeting.

“He was very aggressive,” Reid recalled. “He wanted to find out first if I still wanted to coach. Once he found that out and felt comfortable, he made sure that we covered every base.”

The Reid family had been through a lot over the previous year, and after 30 years of grinding it out day after day, there was an obvious question as to whether or not he was going to want to take some time to step back and breathe.

“What stood out to me right away was his energy and passion for coaching,” Hunt recalled. “I thought he might be ready to take a break, but I could tell from the start that he was ready to go, and we clicked almost immediately.

“I could tell in the interview that he had a clear vision for how he liked to operate, and I think that comes from experience, obviously, but I also think that’s just his personality. He communicates very well, is highly intelligent and an excellent teacher.”

What was supposed to be a three to four-hour interview all of the sudden turned into a nine-hour conversation, which put Tammy, who was waiting at home, in a strange position when a limo showed up to take Reid to the airport to fly out for an interview with another team.

“I’m sitting there and all of a sudden I look out the door and there’s a limo driver,” Tammy recalled. “I walk out there and I go, ‘What are you doing?’”

“He said, ‘I’m here to pick up Andy Reid.’”

“This is hours after he left, so I’m calling him, texting him and I’m getting nothing. I didn’t know what to do so I called (his agent) Bob LaMonte, and Bob said, ‘He’s not going on that interview. Tell the guy to just go.’”

“I said, ‘Really?’ And he goes, ‘Yeah.’”

Reid came home from the interview and talked everything over with Tammy, and ultimately, they decided that Kansas City was the right place for them.

It’s a decision that has profoundly affected the Chiefs franchise.

Reid was announced as the new head coach of the Chiefs on January 4, 2013, and just a week later, his good friend from the Packers, John Dorsey, was hired as the general manager.

In the three years that Dorsey, Reid and company have guided the franchise, the Chiefs have put together three straight winning seasons and have had two playoff berths, including the team’s first playoff win in more than two decades. Together they have helped establish a winning culture within the entire organization.

For Reid, the ability to have made this transformation started with the leadership at the top.

“I love the Hunts, the entire family and the way they go about their business,” Reid said. “I love Clark’s leadership ability. He had big shoes to fill and I think he’s progressed and taken this to another level in today’s National Football League.”

“He’s a brilliant person. He’s got a great mind and he’s going to shoot you straight.”

In the six years before Reid arrived in Kansas City, the Chiefs had won a total of 29 regular season games. In the last three years—half of that time—Reid has led the Chiefs to 31 wins.

It can’t be shot any straighter than that.

One of the reasons for that has been because of the play of quarterback Alex Smith, who came over via trade with the San Francisco 49ers as one of Dorsey and Reid’s first moves after arriving in Kansas City.

From their very first conversation, Smith knew it was going to be a good fit with Reid and the Chiefs.

“He asked me if I knew what a ‘22 Z in’ was,” described Smith.

The play is a staple of the West Coast offense, and Smith knew exactly what it was.

It signified what their relationship would become over the next three years—a symbiotic pairing of two great football minds.

Smith has thrived under Reid over the past three years, putting up the best numbers of his career and leading the team through a tough start to the 2015 season.

While many people on the outside were doubting the team after a 1-5 start, Reid wouldn’t let anyone in that locker room think outside of what they could control.

It’s how he’s approached everything in his life, and it was going to be what ultimately got them to where they wanted to be.

At home, Reid had the unwavering support of Tammy, who had learned long ago while sitting with her boyfriend's parents at the Holiday Bowl in San Diego, to never doubt that a comeback is possible, regardless of how bleak it might look.

"Maybe people don't know this about me but I'm a very positive person and I have the ultimate trust in Andrew as a coach," she mentioned. "We've been through 34 years of coaching and so I never don't think we're going to win.

"Even when we were 1-5, I was like, 'Everyone needs to calm down. Andrew can do this. He'll figure out a way.'"

The unflappable and even-tempered coach did figure out a way, and in doing so, received the praise of an old friend and mentor for what he was able to help achieve.

"I just told him how proud I was of him and what he did this year," Holmgren said of reaching out to Reid via text after the season, "and that extends to when I was still coaching too. We would play a game against his team and I'd look across the field, and of course we're in a battle that day and we're competing like crazy against each other.

"But also, I just had a great sense of pride about the guys that worked with me and how good they were."

Reid's 172 career wins as a head coach put him at No. 15 on the NFL's all-time list, just two shy of tying Holmgren.

"He never forgot where he came from"

It's been a life of football.

"I owe a lot to the sport," Reid explained. "How many guys get to start playing football when they're 5 years old and then continue that as a profession now when they're 57 years old? It's crazy to think about that and all the people I've had the opportunity and privilege to meet in between.

"I've been so lucky all the way through this whole deal."

While much of what Reid gets credit for on the outside is explained through a final standings sheet or a box score on a Monday morning, the things he's done for his players and his staff off the field and the respect they have for him can't ever be quantified.

It's something that goes beyond the field and something that's real.

Eric Berry's now-famous "Fear nothing, attack everything" slogan was something Reid had said, and it became the rallying cry for the best story in all of sports over the past year.

The things he's done for his staff members, going out of his way to help them in different matters, might never make headlines or see the light of day, but will be remembered forever by those he helped because of his sincerity in helping them for the right reasons.

It's a side of him that most will never know, and it's how he'll be remembered by those who do know Reid the person, not just the guy who stands in front of the cameras and answers questions about football.

There's a depth and genuineness there that only those who have known him the longest can truly appreciate. They know where he came from, how hard he worked, how he treated those before he was Andy Reid, the NFL coach, and how he still values those relationships to this day.

He is the man he is today because of the people he looked up to as a kid, and outside of his

parents and older brother, those were his coaches.

"I had great high school coaches," Reid explained. "They were phenomenal and they cared about the kids like no other. Now that I've raised kids and I've been around more, I see this because I thought it was this way for everybody, and it's not.

"I still talk to my basketball coach, my football coaches—I talk to all these guys from high school. Half of them raised me; half of them were in my brother's class. They saw me as a baby."

Maintaining those relationships keeps him grounded and allows him to never lose sight of how he got to where he is today.

"One of the things we've always said about Andy that is so hard to find, is that Andy never forgot where he came from," Kiwan, who has known Reid longer than most, said. "He maintains his relationships with the guys he played with in high school and even his old coaches.

"It's something that you just don't find with someone in his position. You just don't find that."

His position is one of the best coaches in the league right now, and when it's all said and done, probably NFL history. Currently, only 14 head coaches have ever stood on an NFL sideline and shook hands victoriously more after a game than Reid.

With another 11-win season in 2016, Reid would enter the top 10 in all-time wins.

He's already in rare company, but it's the way he's done it that has earned him respect across the league among his peers.

A few years ago, Reid made his way back to John Marshall High School as he was inducted into their Hall of Fame. In the trophy case, there is the Andy Reid Trophy, given to the school's best offensive lineman each year.

That school is part of his foundation—a building block of the man he is today.

The field at John Marshall High School was a stone's throw away from his house, and it didn't take much convincing for Reid and his friends to hop that 15-foot fence and to play on what used to be a mostly dirt field (before they became sophomores and played on it for real).

Now, his kids don't have to hop a fence to find a field to help lay their own foundations.

His son, Britt, who was born in San Francisco when Reid was out selling hot dogs to make ends meet, works as an assistant defensive line coach for the Chiefs.

"I think that it's awesome that he has an opportunity to learn from great coaches," Reid said of Britt. "Tommy Brasher, Bob Sutton, Gary (Gibbs) and Emmitt (Thomas), these are coaches that have been around the profession, so for a young guy getting into coaching, what great examples here that he's been lucky enough to be surrounded by."

Reid's other son, Spencer, who's currently a student at the University of Utah, was able to be with his dad on the sideline for the playoff win in Houston.

"Just to see your husband next to your sons, it's awesome," Tammy said. "All the pictures we have of them hugging after games, just to know that they're with their dad and that they get to share this joy together. It's emotional."

For Tammy, the life of a coach's wife isn't easy, but it's one that she has loved since her husband accepted that first job in San Francisco.

"I'm the head coach of our family," she explained. "Even though he is the patriarch and does all

these great things for our family, I kind of run everything when he's not around. I let him know where he's needed and what's going on with the kids.

"I also try and take care of him."

After seven stops in this journey, from the West Coast to the Midwest to the East Coast and back, the Reids have enjoyed the last three years in Kansas City.

"We love it here," she explained. "The people are so nice and kind and happy and respectful. I just love the values and the morals of the Midwest. Andrew isn't able to be out in the community like I am because he's working so much, but I'm just out in the grocery store having a great time talking to people in line."

It's a balance they have figured out together.

"It's not just the time he spends working," Tammy explained of what drives her husband. "It's how much he cares about his players and the team and doing everything in his power to help them be successful."

The man known for his work ethic, sincerity and staying true to his roots, often seen in Tommy Bahama Hawaiian shirts, has proven that in a cutthroat business like the NFL, relationships and how you treat people ultimately matters.

"I love the fact that of all the coaching jobs that I ever had, I'm talking from college to the NFL, I've been able to spend more time with my family coaching for him than anyone I've ever worked for," the assistant head coach and receivers coach, David Culley, said of Reid. "It's important to him."

The only thing that would ever trump his love for football is the love for family, and that extends to those he works with.

"He's a very Christian-type man and he cares about people," Holmgren said. "If you've bumped into him somewhere along the way, or created a friendship with him, it stays forever."

It's a life bred of a deep love for the game of football, the respect of those who have come before him and a love for those who helped him along the way.

"He's a historian," Dorsey added. "I bet you he's got his very first playbook from BYU. He's got playbooks upon playbooks—the depth, the knowledge, he has all of that, but at the end of the day, he's got a good heart."

"He's a good man, and to me, that spells it all."

(John Dorsey)

The Life and Career of Chiefs GM John Dorsey

BJ Kissel
Chiefs.com
September 13, 2016

There were 156 names on the piece of paper - one given to each person in the two adjacent rooms on the second floor of Blum Union on the campus of Missouri Western State University at training camp.

The names were of the 90 players currently on the Kansas City Chiefs roster, a few former legends, such as Len Dawson, Buck Buchanan, Bobby Bell and Willie Lanier, among others, and also included everyone on the football operations staff - from the assistant coaches, to the trainers and security personnel.

It was a quiz, and general manager John Dorsey gave it to members of the communications, video, digital, photography and public relations departments.

For anyone who has ever spent much time around Dorsey, who is entering his fourth year as general manager of the Chiefs, there's a good chance he's asked you a question about NFL history, quizzed you on different college coaches or some random facet of the game that's been the center of his life's work.

But on this particular summer afternoon, everyone was told to fill out this piece of paper and write down the colleges attended of the people listed on the paper. They were given 15 minutes.

It was his way of having fun with everyone.

Dorsey, whose body language and mannerisms as he walked around showed that he couldn't wait to collect and grade them a bit later, always finds a way to interact with everyone in the organization in the best way he knows how - with a combination for his love for the game and a little bit of humor on the side.

This is a man who led an NFL personnel staff in its first year to overhaul a roster that ultimately pulled off the greatest single-season turnaround in franchise history, a nine-win improvement from a 2-14 record in 2012, to 11-5 in 2013.

Last year, the team won a franchise-record 11 straight games, including the first Chiefs playoff win in more than two decades.

On the field, Dorsey's successes are well documented, and off the field, he's passing as well.

This written test, which he did grade and score and later shared with everyone, is just one example of how Dorsey's interactions stretch far beyond the high-level decision-making that comes with running one of the NFL's most historic franchises. It's more than that because it's important to him that he helps develop a culture of inclusion among everyone in the organization.

Dorsey can often be found wandering around the offices in Kansas City and chatting with different members of different departments. He'll leave voicemails for staff members on their birthdays and takes his positive outlook everywhere he goes.

He's accessible, and that ability to relate with everyone from a customer service representative on the third floor of the Chiefs offices to some of the most powerful people in football is why he's found success.

"You want to talk about a relationship facilitating a contract," Tom Condon, who heads up the football division of Creative Artists Agency (CAA) and is widely known as one of the most powerful agents in the NFL, explained of his history with Dorsey. "We went out to dinner and finished Alex Smith's deal. It was just the two of us, and that was because I trusted him and knew we could do something without going through the typical machinations that go on with most of these contract negotiations."

In what ultimately became one of the biggest moves of Dorsey's Chiefs tenure thus far, he sat with Condon at Aixois restaurant in the Brookside area of Kansas City and was able to hammer out the necessary details of a contract over dinner.

Some things didn't have to be discussed because Condon trusted Dorsey, which is a theme among the most powerful agents in football.

Since that move, Smith has gone on to win more games under center for the Chiefs in his first three years than any other quarterback in franchise history.

Dorsey's laidback approach and way of doing business serves him well in this arena, and it also fits in well with the players, particularly Smith.

"[Dorsey] has joked with me from day one, throws (verbal) jabs and pushes, talks crap," Smith laughed. "He's funny and has a great sense of humor with it. He comes into our meetings and he's on the practice field. He's approachable."

Dorsey joked that his first conversation with Smith after the trade may have started over something like asking Smith, "Are you scared?"

It's something Smith couldn't remember or confirm but said it probably wasn't far off. That's just his personality.

Another example of Dorsey's reputation around the league helping facilitate a move was with right tackle Mitch Schwartz, who was surprisingly let go by the Cleveland Browns this offseason after they pulled a contract offer and made him available.

Schwartz's agent, Deryk Gilmore of Priority Sports, echoed the same sentiment as all the others in that Dorsey is easy to work with because "there's no dancing" with him.

Dorsey's professional relationships led to a personal one during his time working with the Green Bay Packers, and it's what initially connected him to Kansas City and later helped make the decision to take the Chiefs job a little easier.

One of Dorsey's friends within the scouting community, Lamonte Winston, a longtime personnel staff member with the Chiefs, wanted to help his wife, Claire, set up Dorsey with a friend she was studying for the bar review with at the time. Her name was Patricia, or Trish, as her friends call her.

They reluctantly agreed, and despite her blowing off the blind date attempt on two separate occasions, they met at Jack Stack barbecue in Kansas City one night.

"I thought he was very gregarious," Trish recalled of that first date. "He was a gentleman."

It's a relationship that began in one of the most iconic restaurants in Kansas City more than two decades before one of the most iconic football organizations in the NFL brought them right back full circle.

"I think people respect the fact that he's meat and potatoes," Trish said of her husband's ability to be transparent and honest in a business that's routinely described as anything but.

Those who know Dorsey best will describe him simply as a "football guy" and family man, who

would rather be fishing with his family in Door County, Wisconsin, which is the strip of land sandwiched between Green Bay and Lake Michigan, or watching film of a prospect somewhere.

This balance of family and success is derived from a work ethic developed from watching his father, Walter Dorsey, back home in Leonardtown, Maryland.

While he'll often be referred to as "Dorse" around the Chiefs offices, to those who have known him the longest, he's simply known as "John Michael."

That's what the people back in Leonardtown - a small waterfront town that sits on the Northern end of Breton Bay off the Potomac River - still call him to this day.

It's an area rich in history that's tied to the beginning of our country as St. Clements Island, which sits just a couple of miles up Breton Bay in the Potomac, was just the third settlement in America behind Jamestown and Plymouth Rock. It's also where the country's first Catholic mass was held.

Dorsey's family lineage can be traced all the way back to the first landing at St. Clements Island back in 1634, and the history was never lost upon his family, which has deep political ties to the area.

His great grandfather, Walter B. Dorsey, was first elected to the Maryland House of Delegates in 1911. His grandfather, Judge Philip H. Dorsey, was a Circuit Court Judge who was elected senator in 1926 and the House of Delegates in 1930 and 1934.

His father, Walter, was first elected state attorney in 1954, then elected to the state Senate in 1958. He was elected state attorney again in 1982, 1986, 1990 and 1994.

"His father, who happened to be one of the best attorneys in St. Mary's Country, did a lot of things for people and never charged them," Joe Stone, a family friend, explained. "He was always looking out for the ordinary guy."

"John's father was his idol," Trish explained. "He always wanted to impress his dad - Walter Dorsey was larger than life."

Dorsey's mom was a housewife who later in life became the police commissioner after she had remarried. Dorsey's parents divorced when he was a teenager, and after that, his time was split between Annapolis, where his mother moved when he was in ninth grade, and Leonardtown, where his dad stayed.

Dorsey would always come back to Leonardtown, which is only about 60 miles from Annapolis, for a few months in the summer to stay with his dad.

That's where he learned the value of hard work, as he always had to find a job during the summer. Dorsey spent different summers brick laboring, working on a tobacco farm, cutting grass and later even painting oil barges at a refinery to make extra money.

When he wasn't working, Dorsey was often found by the water.

"John likes to refer to his childhood as a Huckleberry Finn childhood," Trish explained. "He was always outside, he was always playing. Friends of his family would joke about how many trips to the [ER] John took because he really played hard when he was little."

"If I had to do it all over again, I'd probably do it the same way," Dorsey explained. "You were exposed to a lot of different things that you probably aren't exposed to today. You got to explore and be a young man."

Dorsey recalled how he and his friends used to make a little money down by the water when they were about 10 years old.

"There were about 20 piers that stretched for a mile and a half," Dorsey explained of his hometown. "In the early mornings, we'd catch hard crabs off the piers, and by the time we finished, we'd have about a bushel. When the tide went out, we'd walk along the grass beds on the shore and get the soft crabs, probably a couple of dozen or so.

"We'd take them all up to the town and sell them to the seafood man for like 10 bucks."

Dorsey grew up with his older brother, Phil, and sister, Helen, both of whom still live back in Leonardtown.

Phil is an attorney while his sister is active around St. Mary's County with many causes.

"She wants to save the bay," Dorsey explained of Helen. "She wants to save the historical society. She's just got one of those hearts where she wants to save everybody and everything."

A lot of what Dorsey did as a kid somehow revolved around the water, where he spent most of his time, but sports were always a part of the picture for John and his brother.

"In our neighborhood, you get the Baltimore Sun on one side of the street and the Washington

Post on the other," Phil explained. "So his idol was (former Baltimore Colts linebacker) Mike Curtis, and mine was (former Washington Redskins linebacker) Chris Hanburger, and we'd go to opposite ends of the yard and just run into each other - tackle each other."

The Dorsey family had a history of attending military school, which started at Leonard Hall Junior Military Academy in Leonardtown. That's where Dorsey went to school for grades five through eight.

"Every boy in my family for the last three generations - probably past my grandfather, they've always gone to military school," Dorsey explained. "My father, my brother went there, and I went there."

This is where he first started playing football, but Leonard Hall didn't have schools in the area to play against, so they'd play JV teams from the area high schools.

"We didn't know any better," Dorsey, who got kicked off the first football team he was ever on because they found out he was too young to play at 8 years old, explained. "I've always played against older guys."

After finishing high school in the Annapolis area, Dorsey spent two years at the historic Fork Union Military Academy in Virginia, where he played football for the legendary coach and longtime Commandant, Robert "Red" Pulliam, who passed away in June of 2015.

"[John's] a guy at practice who always wanted to take on the biggest guy and wanted to prove to everybody that he was the toughest guy out there," Mikey Sullivan, an assistant coach at Fork Union, explained. "The way he played was far and above his amount of talent."

"He was a little undersized but had a big heart, and he played like that at Fork Union. He did very well for us."

Maybe it was all of those times of pretending to be Mike Curtis with his brother that developed Dorsey's toughness on the field, or perhaps it was some kind of intrinsic motivation to come out of the large shadow cast by his father's political life, but Dorsey was good at football.

The decision to go to Fork Union and be introduced to Pulliam, who turned out to be one of the most influential people in his life, was pivotal in Dorsey getting to where he is today.

"Coach Pulliam was a very unique person for all of us," Sullivan, whom Dorsey explained as being

a "mini-me" of Pulliam, said. "He had an unbelievable ability to make you believe in yourself - believe you are capable of achieving greatness, and at the same time, hold you accountable for everything you did.

"He was such a good person. You were afraid to ever embarrass him or let him down."

Pulliam spent 40 years in some capacity at Fork Union, most notably as its head football coach and longtime Commandant. He compiled a remarkable record of 170-69-7 during his 26 years as the head coach, serving as director of development, chief operations officer and later as a member of the board of trustees after he finished coaching.

Fork Union has seen more than 80 of their alumni drafted into the National Football League, including quarterback Vinny Testaverde, running back Eddie George, receiver Mike Quick and Dorsey himself, among others.

"For every kid that walks through our doors, if they grow up to be successful fathers, husbands or contributors to society, we won," Sullivan explained. "And with John Dorsey, we won again."

Dorsey was inducted into the Fork Union Military Academy Sports Hall of Fame last June.

Following a two-year standout career at linebacker at Fork Union, Dorsey originally committed to North Carolina, but he changed his mind after being told he wouldn't play until he was a junior. Now free to go where he wanted, Dorsey opted for Connecticut thanks to a connection with an old college teammate of his father at Western Maryland.

Dorsey began his college career as an outside linebacker.

"When I was a freshman, I was on the 'look' team, and we'd give them a good look, like a real good look," Dorsey laughed. "It was like week three or four when I really knew I could play with these guys. And so finally I got the trust of the coaches and they finally decided to put me in there and they put me on the outside."

It wasn't until later that Dorsey would move to a different position, and it ultimately changed his life.

"I think the defining moment [of my career] was when they shifted me to an inside backer," Dorsey recalled. "That kind of changed the whole dynamic of everything."

He explained why he liked playing on the inside.

"You can make more tackles," he laughed. "We faced a lot of Wing-T teams back then, and they could run away from you on the outside but they couldn't run away from you on the inside."

Jan Norris, a next door neighbor, who had actually babysat Dorsey as a young kid when she was a teenager, remembers travelling to many of his games in college.

"His father was scared to fly," Jan explained. "So I got invited to go along with Walter a lot because he wanted somebody to drive him. Luckily, I was able to go along quite a bit because he wanted to go to every game he could to see John Michael play."

Dorsey was a four-year starter (1980-83) for the Huskies football program and was twice named the Yankee Conference's Defensive Player of the Year (1982-83). He still ranks as the all-time leading tackler in program history with 495 career tackles and holds the single-season record with 184 tackles (1983).

After a stellar college career, which recently landed him on the College Football Hall of Fame ballot, Dorsey was drafted by the Green Bay Packers.

At the time, he thought he was going to the Miami Dolphins, but fate had other plans.

"First thing I noticed was meeting Forrest Gregg - going, 'Holy crap, that's Forrest Gregg,'" Dorsey explained of arriving in Green Bay. "That was a big deal to me."

Gregg was a six-time Super Bowl champion who played for 16 seasons in the NFL and is a member of the Pro Football Hall of Fame. He played collegiately at Southern Methodist University (SMU) in Texas, where one of his college teammates was Lamar Hunt, founder of the Kansas City Chiefs and the American Football League (AFL).

When Dorsey was drafted with the No. 99 overall pick in the 1984 NFL Draft, Gregg was the head coach and de facto general manager for the Packers, while former CEO Bob Harlan handled the contract side of things.

A fierce linebacker with an affinity for history, which makes sense considering the lineage of his family and hometown, the opportunity to play for an organization like the Packers meant everything to Dorsey.

"You run out on the field, and then you look over at the alumni section and you quickly understood what it meant to be a Green Bay Packer," Dorsey recalled. "When Otis Anderson was knocked out

of bounds, he was in front of the alumni section and the next thing you know, Ray Nitschke's pointing at him, yelling, 'Get up, this is our sideline. Get back to your huddle.'

"You're going, 'My God, it still means something to these guys.'"

It didn't take long for Dorsey to find a role with the Packers, amassing 35 special teams tackles in 1984, which still stands as a team record.

"He was like a lot of guys in a sense of - and I was one of these myself, a good old fashioned [try hard] guy," Larry McCarren, a former teammate with the Packers, explained. "I don't say that in a derogatory sense. It's more admiration because everybody respected John.

"While he wasn't the most gifted or talented guy on the team, [Dorsey] was the guy you could count on to do his job, and to do everything in his power to accomplish that job."

McCarren, who played center, vividly remembers practices against the former "try-hard" linebacker.

"When you took a peek to see who you had to go up against, and it was Dorsey, you knew it wasn't going to be fun," McCarren recalled. "He's going to hit you, and he's going to hit you with everything he's got. There was no such thing as a [brother in-law] play with John.

"If you were going against him, regardless of drill - and there was a lot more rough stuff in those days - you better bring your work gloves, because he's going to be wearing his."

During his five-year career, Dorsey had 130 tackles, 2 fumble recoveries and a pass defensed. Most of his value came on special teams, where he led the Packers in tackles in three of his first four seasons, which helped him earn the nomination to be the Packers special team's captain.

Dorsey was also voted as the Packers "Man of the Year" in 1987 because of his contributions to the Green Bay community, which included heavy involvement with the Wisconsin Cystic Fibrosis Foundation.

After suffering a knee injury during warmups of the season opener in 1989, Dorsey was placed on IR and missed the season.

He would never play football again, but former Packers chairman Bob Harlan, who wrote Dorsey's first contract and had grown to respect the man who maximized every bit of his potential, believed in John - the person well enough to offer him a position in the scouting department if he wanted to

stay in football.

"I thought he had the personality to form good relationships with the coaches on the college campuses," Harlan recalled. "I just had a great deal of confidence in his future. He had great people skills."

Two years before they won Super Bowl XXXI back in 1996, the Green Bay Packers personnel staff used to take frequent trips to Appleton, a town 30 miles to the southwest of Green Bay and home of the Appleton Foxes, a minor league baseball team affiliated with the Seattle Mariners.

They would spend so much time grinding through film leading up to the draft that their boss, former Packers general manager Ron Wolf, thought it was best to get out and spend some time together.

"It was a moving office," Dorsey explained of those trips with Wolf - his mentor, who was inducted into the Pro Football Hall of Fame in 2015. "When Ron said, 'Lets go for a drive,' it meant he wanted to talk."

Those drives often led to Appleton, and whether or not it was Dorsey, or any of the other four members of his personnel staff who are now general managers around the league - John Schneider (Seattle Seahawks), Reggie McKenzie (Oakland Raiders), Ted Thompson (Packers) and Scot McCloughan (Washington Redskins) - Wolf's goal was to talk business in a relaxed atmosphere.

"Whether that helped or not, I don't know, but we did that," Wolf explained. "What helped was we got to watch Alex Rodriguez start his career."

Rodriguez had been the No. 1 overall pick in the Major League Baseball Draft by the Mariners the year before, and he was playing for the Foxes.

These NFL personnel guys were just two years shy of putting together a roster that would become a Super Bowl champion, which meant some of the decisions made and discussed during these trips were paramount in achieving that level of success.

At that time, Dorsey had been a scout for only a few years, but he was beginning to make his mark with one of the most talented personnel staffs ever assembled.

Although in Dorsey's eyes, this all almost never happened.

Soon after Wolf was hired in 1992, Dorsey remembers the first conversation they ever had. He was scouting at Rutgers and watching some film when he received a phone call.

"Some guy named Ron Wolf is on the phone for you," someone told Dorsey, as he recalled.

Dorsey thought he was getting fired.

"John, this is Ron Wolf calling, how are you doing?"

"I'm doing pretty good Mr. Wolf, how are you, sir?"

"Do you know how to work these computers?"

"Well, yes sir, I do."

"OK, good. Get on a plane, come back here and show me."

That was the first conversation between Dorsey and Wolf, and years later, the impact he would have on Dorsey's career and the careers of the other future NFL leaders in that room cannot be understated.

"I attempted to instill in each and every one of them how important it is to remember the guys that came before you," Wolf explained. "I was very fortunate that the people who came to work for me adapted to my style, and they really and truly did a tremendous job."

In 1992, Wolf hired head coach Mike Holmgren and traded for Brett Favre, then signed free agent defensive lineman Reggie White a year later in 1993, and it was those three moves that ultimately paved the way for his path to Canton and the Pro Football Hall of Fame.

If you ask Wolf, he'll be the first to tell you that all of their decisions were made as a group, and that one of his biggest accomplishments in Green Bay was surrounding himself with such talented and driven evaluators who weren't afraid to speak their mind.

"This is not their pick; this is not my pick," Wolf explained of his process. "It was our pick. It's a pick from the Green Bay Packers, and no one's feelings could get hurt."

"He was willing to teach you everything you wanted to learn depending on how far you wanted to take it," Dorsey explained of his mentor. "We learned decisiveness. We learned of the depth on how to build a team, how to work with coaches, how to build a draft board, how to communicate

and make hard decisions.

"And ultimately, how to make the pieces work, and if they didn't work, how to find a solution to whatever lies ahead of you."

The respect was mutual between Dorsey and his mentor.

"If we needed an answer to a question, he would get that answer," Wolf recalled of Dorsey as a young scout. "He wouldn't quit until he had an answer or until we had a problem solved."

It's the work ethic driven by watching his father all those years back in Leonardtown manifesting itself decades later in the prism of a football team.

Dorsey recalled one night he was working late with Schneider before the 1995 NFL Draft, and it was about 5:00 p.m. when Wolf came to them with a task.

"I want that box done by tomorrow morning," Wolf said to them, pointing at a hanger box full of almost 600 VHS tapes.

It was going to be a late night.

"Schneider and I stayed there till 3:30 a.m., and we watched every tape," Dorsey recalled. "We found one player and we drafted him - running back Travis Jervey."

Jervey, who played collegiately at The Citadel, was selected by the Packers in the fifth round of the 1995 draft with the 170th overall pick. He made the Pro Bowl in 1997 as a standout special teams player and actually laid one of the first blocks that sprung Desmond Howard's 99-yard kickoff return touchdown late in the third quarter of the Super Bowl, which gave the Packers a 35-21 lead and ultimately sealed the victory.

Dorsey spent six years as a scout for the Packers before being promoted to director of college scouting in 1997. It's a position he held for only two years before leaving to join Holmgren in Seattle in the same role in 1999.

Dorsey returned to Green Bay after just one year.

At the time he was in Seattle, he had two young sons, Bryant and Austin, who were teenagers and would soon be entering high school.

"I thought it was important for them to have their father around," Dorsey explained, "so I decided to go back to Green Bay and make sure I saw those kids grow through their high school years."

Bryant is now a district attorney back in the Green Bay area, while Austin lives in the area as well and is a commercial and residential electrician.

"They love it there, and they've turned out to be really good young men," Dorsey explained of his two oldest sons. "So that makes me proud."

After Harlan retired in 2008, he always made it a point during the Packers home games to sit with the personnel staff because he really didn't feel like sitting with the executives.

"John always had a seat for me," Harlan explained. "He kind of took care of me."

When Dorsey first got permission to interview with the Chiefs after the 2013 season, which is one of only two jobs he always said he'd ever leave for, Harlan was one of the first people he called.

"I remember the first thing I said," Harlan recalled of that conversation. "I told him, 'It's a class organization that has a wonderful fan base. I've known the Hunt family for years and respect them tremendously. I think you've got to take it. I wouldn't hesitate for a second to tell you to take that job.'"

The opportunity to come to Kansas City also meant something to Dorsey's wife, Trish, who grew up in the small town of Abilene - which sits just an hour to the west of Manhattan.

Trish attended the University of Kansas and got her law degree from Washburn, and she continued working for a Kansas City-based law firm even when they were living in Green Bay.

"I was thrilled by the possibility of it, but I know football is a very complicated business," Trish, who remembers being in the kitchen at their home in Green Bay when John called and told her of the opportunity, explained. "And so, I was very excited but tried to keep my bearings about it. It just seemed impossible that all the stars would line up for us to come back."

Just a few days later, Dorsey called Harlan to give him the news.

"Quite honestly, I would have been disappointed if he hadn't taken it," Harlan recalled.

It wasn't the first offer Dorsey had to become a general manager, or even the second, but it was the one he was waiting for.

Wolf, who retired in 2001, has his handprints all over the NFL right now with five of his former protégés holding general manager positions, not to mention that his son, Eliot, is currently the director of football operations for the Packers.

"It means a great deal to me," Wolf explained of the success of those who worked for him. "You've got four of the five guys in the playoffs last year. There's no substitute for hard work, and they're enjoying the fruits of their labor now. Like I said, there's only so many of those jobs in the NFL, and five of them came from here.

"I'm very, very proud of that."

In Kansas City, Dorsey was able to reunite with a coach who had been with him in Green Bay for nine years (1992-99), Andy Reid.

"Back then, we were both in lower positions, about as low as you could be in both of our jobs when we first started off together," Reid recalled. "We've been able to last a little bit in this business, and so you'd hope you have the opportunity to be a GM, and you hoped to have a chance to be a head coach, so it's worked out for both of us."

From the beginning, Dorsey impressed those within the Chiefs organization.

"His enthusiasm for the opportunity came across even before that interview," Chiefs chairman and CEO Clark Hunt said at the time. "I had a chance to speak with him on the phone a couple days before that (interview), and he expressed how excited he was that I was reaching out to him. In his interview, although it went on for a while, he showed a high degree of enthusiasm the whole way.

"I know he has had chances to go other places, and for whatever reason, he decided not to, and I am thrilled that we were able to attract him to the Chiefs."

"It symbolizes everything I believe in," Dorsey explained of joining the Chiefs. "From the proud tradition, to the fan base, to the ownership. I mean, everything matched what I thought was important in professional football."

"The immediate impression, especially in that context, was that he's a football guy," Chiefs president Mark Donovan recalled of Dorsey's interview. "You can argue different approaches to what the GM has to handle, but he has a passion for it."

Those who had known Dorsey for a while, like his friend Hans Schaup from Green Bay, had no

issues putting their money on the line knowing the kind of success Dorsey would have sooner rather than later.

"I became a Chiefs season ticket holder that April," Schaup explained. "[Dorsey] gave me the number to call, and now I have four seats right on the 30-yard line behind the Chiefs bench. That's how much confidence I have in [Dorsey] and Andy [Reid] turning around the ship."

In just a short time, Dorsey has taken the lessons he learned from Wolf, and just like Schneider in Seattle, McCloughlan in Washington, McKenzie in Oakland and Thompson in Green Bay, made them fit with the Chiefs.

"I think we tweak it to our strengths and weaknesses," Dorsey explained of his philosophy. "We all put our own stamp on it, but the blueprint is there. I've always said, 'We're 85 percent Atlanta Braves, and 15 percent Oakland Athletics."

"Touch it, feel it, smell it - Braves. Analytics - Athletics."

Dorsey is more of an eye-test guy, and it has served him well throughout his career and particularly over the past couple of years overhauling a roster in Kansas City.

"I remember the first year, we had a lot of circles up on the board," Reid explained of the personnel staff he uses to analyze the roster. "This year, there aren't those 'circles,' so that's a good thing."

One of the most valuable lessons Dorsey learned while working for Wolf was that everything was in the details. That showed itself in many ways, particularly leading up to each NFL Draft.

As they would set their draft board each week, the scouts would have to take turns setting the board under the watchful and detailed eye of Wolf.

"[Wolf] would go down every team's board, and he would know every tag," Dorsey recalled. "If it was your week to do the board, God help you if you can't find those mistakes. Every week, once a week, he would come in there and find a mistake and go, 'I think so and so is not in there. I believe that number's wrong. I believe he ran a 4.48 not a 5.28.'"

It was an amazing display and goes to show you the level of detail Wolf had throughout his career, and it's a process Dorsey has kept for the next generation of potential general managers on his staff.

"We still try to adhere to that principle today with the young scouts," Dorsey explained. "And they'll tell you, we still do that. Jimmy Noel and Matt Donahoe, we still get them on that board."

Dorsey's right-hand man with the Chiefs is Chris Ballard, who left the Chicago Bears after 12 years in their personnel department to join Dorsey in Kansas City.

"I trusted him," Ballard, who first crossed paths with Dorsey while scouting at Louisiana Tech back in 2000, and then later on, when Dorsey helped organize the Hula Bowl, a college football showcase that ran for more than 60 years before ending in 2008, explained. "Especially just knowing a lot of the people I knew in Green Bay, knowing [Dorsey], and knowing what he stood for and what kind of man he was, it made it an easy decision."

Ballard, who is widely considered one of the top evaluators in the game as well, has learned plenty from his mentor over the past four years in Kansas City.

"I've learned from John that there's always a player out there and you've always got to continue to dig and look, and you can't be scared to bring that guy on your team," Ballard explained. "You've got to be aggressive. If you think this guy's better than somebody that you have, you've got to be willing to make the move. We're not drafting for our egos. We are drafting for the Chiefs and I've learned that from John."

"It doesn't matter what anybody else thinks. It only matters what we think in that room because at the end of the day it's the Chiefs' pick."

One of the most recent moves that's attributed with the success of the personnel staff was the decision to draft the NFL's reigning Defensive Player of the Year, cornerback Marcus Peters.

"One thing about [Dorsey] is he never makes it about him," Ballard explained. "It's about us. It's about that room - the coaches, the scouts, and all of us getting it right together. At the end of the day, that's what always stays. Even when he has a strong belief in a particular player, he wants to get everybody on board with it."

In the case of Peters, Dorsey wanted to get everyone on board.

"He absolutely, unequivocally wanted Peters," Ballard recalled of the work leading up to that draft. "I give him a lot of credit for that because everybody tried to poke holes in his steadfast belief that this kid was a good kid at heart and was going to be a great player for the Chiefs."

"And he was right - he was dead right."

After a Pro Bowl season and plenty of hardware and accolades for his rookie season, Peters' relationship with Dorsey is one of mutual respect.

"We understand each other," Peters explained of him and Dorsey. "When we need to talk, we talk, but I love him. He's a cool dude."

Whether it's hitting on a first-round pick or a slew of waiver-wire pickups, as was the case back in 2013 when the Chiefs picked up seven players after rosters were cut down to just 53 players, Dorsey showed you can build depth of talent in any number of ways.

Three of those seven players are still on the roster, and two of them, safety Ron Parker and defensive lineman Jaye Howard, are starters for a defense that's allowed the second-fewest points in the NFL over the past two years.

Both of those players have also earned multi-year contract extensions from Dorsey and the Chiefs.

"That was probably one of my most fun days in scouting," Ballard recalled of that waiver-wire period back in 2013. "I've never been a part of something where we had to claim so many players and found so many players."

Ballard has also learned from Dorsey how to deal with missing on a player.

"We might make a decision that we'll back away and have to move on from because it's not the best thing for the team in the long run, and that stings every once in a while, all of us," Ballard added. "I mean, we're going to have players that we don't get right, but at the end of the day, we're going to find the right players for the Chiefs, and [Dorsey's] outstanding at that."

Dorsey often describes himself as an "eternal optimist," which is an apt description for a man who had his fair share of blue-collar jobs growing up, and he's taken that same attitude to what many would consider a job that's far from blue collar.

"The one thing I don't think people realize is, those years in the trenches, those years scouting on his own in a rental car in the backwoods of Mississippi or Georgia, or wherever, trying to do the extra piece of research on a certain player," Donovan explained. "The work he put in and his understanding of how important that work is, that little detail, which says, that's why you don't draft

that guy, or that's why you do draft that guy - those are his best stories."

Getting that blue-collar attitude out of Dorsey is easier said than done.

"We had to deal with it this offseason," Donovan laughed. "He's a general manager now, and to start taking off and going to some back neighborhood to talk to friends of a potential player may not be what he needs to do right now.

"He's still trying to do the things that he used to do as a scout because he knows the importance of the little details."

In the world of professional football, which is often portrayed as anything but honest and forthcoming, Dorsey's reputation, described as "flawless" by NFL super-agent, Tom Condon, stretches across the spectrum of people he's worked with over the years.

"If he tells you something is blue today, it's going to be blue tomorrow," Tony Paige, the executive vice president of football for Perennial Sports and Entertainment, said. "It won't be blue today and green tomorrow. He's a straight shooter - always has been."

Paige played nine years in the NFL and first became friends with Dorsey when he was a fullback for the Detroit Lions at the same time Dorsey was playing with the division-rival Packers.

"He's one of the best and most talented evaluators I've ever known," Paige added. "I've been an agent for more than 20 years and in this league for more than 30, so I've got a lot of respect for the guy.

"Nobody watches more film than him."

Beyond the film room, Dorsey has earned his reputation by being genuine with people, regardless of whether they're interns during training camp or parishioners at his church.

"He's really concerned about the character and giving people a chance," Bishop Bob Morneau of the Resurrection Church of Green Bay, explained of Dorsey, whom he'd grown close with all those years Dorsey and his family lived in Green Bay.

Morneau remembers watching Dorsey chase around his two youngest children, Jack and Catherine, in the narthex during mass on Sundays because as Morneau said, "they were a little rambunctious" and had to step out.

"I just remember how attentive he was to the children and how loving," Morneau recalled, "and then I was just impressed with his character. He's always been a gracious man - a man of great moral character."

To this day, Dorsey considers Morneau one of the most influential people in his life, and he'll call and ask for a prayer from Morneau for the players heading into a big weekend, and it's never about winning, but rather about keeping them safe.

When the Chiefs played in Green Bay over the last two years, Dorsey invited Morneau to the team hotel to offer a church service for any players who wanted to attend.

Dorsey's faith is important to him.

"He has an appreciation for their life outside of just football," Morneau explained. "He trusts in a person and their families and their interests. He has a real sense of human dignity and these individuals are persons, not just football players."

One example of this taking place was with former Packers linebacker Jamari Lattimore, who signed with the team as an undrafted free agent linebacker out of Middle Tennessee State back in 2011.

Lattimore's agent - Tony Agnone of Eastern Athletic Services - has known Dorsey for more than three decades because he actually tried signing him as a client when he was coming out of college. Agnone explained that Lattimore wasn't ready for a lot of things coming into the NFL.

"[Dorsey] did everything he could to help him," Agnone recalled. "He helped him get a car and even helped him get a sport coat. He helped get his apartment taken care of. I mean, John personally did that. That is the kind of thing that you don't really see much in the NFL right now.

"That's really kind of an old school thing."

Agnone and Dorsey have a streak going at the Senior Bowl in Mobile, Alabama, going back a couple of decades in which they make sure to find one day to eat breakfast together every year.

One of Dorsey's favorite sayings is, "God created two ears and one mouth," which is fitting for the way he has developed his reputation around the league.

"I think what a lot of people don't understand is how much of a relationship business the business of football really is," Rick Smith, a partner at Priority Sports and Entertainment, explained. "The

guys who understand that happen to get a lot of things done, and guys who don't, struggle.

"Dorsey understood that right away. He listens to you. He calls you back and hears what you have to say, and he'll change his mind if he hears something a little different than what he's thinking that makes more sense to him. He's just great that way, and I think that certain transactions happen in Kansas City because of those relationships.

"I think all things being equal, you tend to want to do business with guys that allow you to do your job, and [Dorsey] gives that probably more than anybody in this business." it's something Dorsey was taught as a kid, and it stuck with him.

"There's five people you meet through life's journey who make an impact on your life," he explained.

Outside of his family, obviously, Dorsey said he's already identified four of those people in his life - starting with Robert "Red" Pulliam from Fork Union, continuing with Harlan, Wolf and Morneau in Green Bay.

Those are the non-family members who have had the biggest influence on who and where Dorsey is today, and beyond that, there's simply a deep appreciation and love for the game of football.

"When you talk to John about football, you can't get away with just talking about the season," Trish explained. "You have to be really well-versed in the history of it. As the game has become so much more commercial and so much more pop culture, he's grown with that, but he's never lost sight of the history."

Whether its quizzing interns during training camp about current and former NFL players, or maintaining old friendships that lead to moves which could hopefully bring the Lombardi Trophy back to Kansas City, Dorsey has done things the right way through his tenure so far.

"What he's best at is what's most valuable to this organization - building a team, evaluating talent, putting people in the right places and working with a coach," Donovan explained. "If you asked him, I'd assume that would be his answer, too.

"He's learning all of the other things - with the media and business stuff that we make him do, that's a part of it and it's important, but at the end of the day, what we want him to be the very best at is what he is the very best at."

Through it all, Dorsey has never forgotten where he came from.

"Everybody that has been a part of his life, he's still much entwined with and keeps in touch with," Ron Jensen, a friend back in Leonardtown, explained. "He's never forgotten anybody. You don't find that a lot of times once people become very successful."

Dorsey is the same guy who spent much of his childhood in the emergency room because he was always exploring things outside, and who still finds time to email back his old babysitter, Jan Norris, who lived next door to his parents growing up and who sends him the positions she thinks the Chiefs should focus on in the upcoming draft.

She jokingly takes credit for the Chiefs first pick being a defensive lineman in former Mississippi State Bulldog Chris Jones.

On a deeper level, Dorsey provides items each year for an auction back in his hometown in honor of his friend's daughter, Jenna Stone, who tragically passed away three years ago.

The "Jenna Stone Memorial Golf Tournament" and auction raises money for an activity fund at the local high school, St. Mary's Ryken.

"John Michael never ever misses sending something," Joe Stone, Jenna's dad, who gets "Happy Father's Day" cards from Dorsey "out of the blue," Stone explained. "It just means so much to me."

That's the Dorsey they all know back in Leonardtown, and when asked about remembering longtime friends with those types of gestures, Dorsey would rather not make a big deal out of it, saying, "Those are just the things you do in life."

Those are just the things he does in life, just like the quizzes he hands out to staff members for fun or the sport coats he gets for players who need the help. There's a genuine love and respect for people underneath it all for Dorsey.

"We tend to complicate life," Dorsey explained. "You treat people the way you want to be treated, and communicate. It's pretty easy."

(Andy Reid)

Chiefs' Andy Reid rolls his 300 game, yawns, but others impressed

BY BLAIR KERKHOFF

Kansas City Star

October 20, 2016

A Big Red milestone will be reached when the Chiefs take on the New Orleans Saints at Arrowhead Stadium on Sunday.

Andy Reid will coach his 300th NFL career game. Only 14 in NFL history have coached more, and assuming Reid remains on the sideline for the remainder of the season he'll jump to No. 13 in longevity by game, counting the regular season and playoffs.

Reid, 58, paused briefly before answering a question on the topic on Friday.

"I didn't know that, and I never look backwards," Reid said. "I'll do that when I retire.

"I know I'm older because when I look in the mirror ... at a lot of grays."

So perspective on this landmark won't flow from Reid, at least not while he has to prepare for a game.

The posture is understandable. Some coaches go along with such subjects and offer at least a token peek in the rear-view mirror. Reid doesn't.

But others are happy to weigh in for Reid.

"He's always been a gentleman, a great football coach and a real good friend," Saints coach Sean Payton said. "We watch his film all the time. There are a handful of tapes that we're always going to watch offensively, and his would be one of them."

Payton was a member of the outgoing staff in Philadelphia when Reid was hired by the Eagles from the Packers' staff for the 1999 season. Had he not taken the Eagles job, Reid probably was headed for Seattle with Mike Holmgren to become the Seahawks' offensive coordinator.

But at 41, Reid became the game's second youngest head coach and began an Eagles' tenure that lasted 14 years and produced 140 victories, including 10 in the postseason.

The first game? Reid said he didn't remember, and selected amnesia serves him well here. The Eagles opened a 21-0 first quarter lead on the Cardinals at Veteran's Stadium in Philadelphia, with the help of two touchdown passes from future Reid assistant and current Eagles head coach Doug Pederson, but fell 25-24.

Reid's first Chiefs game ended in triumph, a 28-2 victory over the Jaguars. His overall record (including playoff games) of 175-123-1 includes a 35-21 mark in Kansas City. Alex Smith has been the starting quarterback for all but two of the games while Reid has been with the Chiefs. Reid had tried to land

Smith from the 49ers in Philadelphia. He got his man with the Chiefs, and Smith was asked about Reid's success.

"It would be hard for me to break down what's gone into that success and longevity," Smith said. "For one, the passion for the game. It starts there. For the game, the teaching side, coaching and being around it.

“It doesn’t end, and it’s not getting satisfied anytime soon. You’ve also got to be good at it. The chance to (coach) that many games, you’ve got to be good and have some success.”

Reid’s had that, and his teams have come through on his milestone games. The Eagles won at the New York Giants 27-6 in 2004 in Reid’s 100th game, and they defeated the Falcons 31-17 in 2010 in his 200th game.

No. 300 kicks off on Sunday. Reid will consider every aspect of the game, except that one.

“I haven’t really thought about it,” he said.

(Eric Berry)

Eric Berry named NFL's Comeback Player of the Year

Marc Sessler
NFL
February 6, 2016

SAN FRANCISCO -- Eric Berry's return from Hodgkin's lymphoma was, in the eyes of many, the best story in football this season. The Associated Press agrees, naming the Kansas City Chiefs safety their Comeback Player of the Year at *NFL Honors* on Saturday.

"There were some tough times. There were times I felt like I couldn't do it anymore," Berry said in his acceptance speech. "There were times of uncertainty. ... There were a lot of lonely nights but my mom was right there. ... When I lost my hair, (my dad) shaved his head so I wouldn't be by myself and I love you to death for that."

Berry added, "I knew I would be here, but I feel like I'm dreaming right now."

After leaving the team late in 2014 to battle his illness, Berry roared back in 2015 to earn his fourth Pro Bowl selection and second first-team All-Pro nod, looking as good as ever for a Chiefs defense that surged down the stretch during Kansas City's heady 11-game win streak.

"Oh man, it was terrifying at first," Berry told NFL Media's Alex Flanagan on Thursday's edition of *Super Bowl Live*. "Just hearing 'You have cancer' -- it was tough. But I had a great support system."

Berry told Flanagan that he never considered walking away from the game, saying: "That wasn't even my focus. My focus at first was just getting healthy and getting back to E.B., being able to have a normal day. Then I just started seeing progress. And I was like, 'Man, I'm going to get back on the field.'"

Berry dominated the race for Comeback honors, netting 38 of the 50 votes. Cardinals quarterback Carson Palmer finished second with six votes ahead of Vikings running back Adrian Peterson with four. San Francisco linebacker NaVorro Bowman and Bucs running back Doug Martin each grabbed a solo vote.

At 27, Berry still has plenty of time left to add to his legacy as one of the league's top safeties. The Chiefs plan to keep him around, too, with NFL Media Insider Ian Rapoport reporting that Kansas City is ramping up talks on a new contract for the soon-to-be free agent.

That's business for another time. Today we can celebrate what Berry has accomplished.

(Marcus Peters)

Chiefs' Marcus Peters named NFL's defensive rookie of the year

Terez Paylor
Kansas City Star
February 6, 2016

SAN FRANCISCO – Talk about a dream scenario.

No one represents his city more than Chiefs cornerback Marcus Peters, a proud Oakland native. So really, what better place to receive the NFL defensive rookie of the year award — which he was awarded Saturday night during the league's NFL Honors program — than San Francisco, which is a short drive across the Bay Bridge.

"It means a lot, you know," Peters said. "It shows all my hard work and trusting and sacrificing that I had to do to get to this point. It's been a hell of a year for me, to turn around and think back last year around this time, what I was going through."

The honor caps a remarkable season for Peters, who was dismissed from Washington during his redshirt junior year for repeating disagreements with the coaching staff but was still taken by the Chiefs with the 18th overall pick in the 2015 NFL Draft.

"All it was was just me and my family and a dark tunnel — we always believed we could get to this point because my confidence in myself was never going to change at all, so everything else around me, I just needed to tight up a little bit," Peters said.

Chiefs cornerback Marcus Peters examines the many reasons he's happy and grateful to be named the NFL's defensive rookie of the year.

On the season, Peters added a dash of playmaking to a secondary that desperately needed it. He tied for the league lead in interceptions with eight, and led the league in passes defensed with 26.

He and second-round pick Mitch Morse, who started 15 games at center, represented a respectable haul in last year's draft, something Peters wasn't shy about pointing out Saturday.

"The Chiefs stole the draft last year," Peters said. "I knew I was the best defensive player going into last year's draft. My demeanor ... even when I'm just hanging around my teammates, it just comes off a little strong. And my mom, she tells me all the time that I need to soften it up a little bit.

"But that's the grind, that's the grind that I get from Oakland. It teaches me to make sure I keep my core solid and trust and believe in family."

Peters helped the Chiefs, who tied for last in the league in interceptions last season with six, increase that number to 22, the second-most in the league. He also returned two interceptions for scores and finished with 60 tackles.

(Derrick Johnson)

Chiefs LB Derrick Johnson: “I want to be a part of it”

BJ Kissel
Chiefs.com
March 14, 2016

The veteran linebacker’s heart was always in Kansas City.
“We aren’t going to let good football players go.”

That’s what Kansas City Chiefs general manager John Dorsey said a few weeks ago at the NFL Scouting Combine when asked if they were going to bring back veteran linebacker Derrick Johnson, who was scheduled to become a free agent when the new league year began.

Johnson, who is the franchise’s all-time leading tackler and who has been one of the most beloved players in the community since he joined the Chiefs back in 2005 as the team’s first-round pick (No. 15 overall) out of the University of Texas, didn’t give leaving much thought.

“There wasn’t a doubt,” Johnson said of whether or not he’d be returning to the Chiefs, despite outside interest from other teams.

Johnson had said all along that he wanted to come back, and he wasn’t the only member of the defense to re-sign with the team last week.

Both veteran linebacker Tamba Hali and defensive lineman Jaye Howard signed multi-year contracts to stay as well.

“The chemistry we have, that’s very important,” Johnson explained. “We’re a close-knit group. You don’t want to break that up. [John Dorsey] and the organization, they made sure they kept the nucleus of the defense together.

“I was happy to see my brother Tamba [Hali] get his contract done.”

In fact, Johnson and Hali had been communicating with each other over the offseason, trying to make sure they were going to keep this group together.

When Hali signed his extension, Johnson was among the first to reach out to him.

“It was one of those old friend moments,” Johnson recalled, “and I told him, ‘Hey, whatever I have to do, we’ll work together to get this done.’”

“At first, [Hali] was a little worried because it was getting down to the wire, but the old man hadn’t left him yet,” he laughed.

Johnson and Hali will forever be connected as they were the team’s first-round picks in back-to-back years—2005 and 2006. They have 10 Pro Bowls between them and have seen the ups and downs—good seasons and bad—and those experiences created a bond they weren’t going to break.

They helped lead a defense which allowed just 12.1 points per game during the final 13 contests of 2015, a mark that led them to a franchise-record 10 consecutive wins and their first playoff victory in more than two decades.

The defense was the catalyst for last season's turnaround from a 1-5 start, all the way to the best season for the franchise since "The Sandlot" was one of the top movies at the box office.

"The last two years, we've beaten the Super Bowl champions," Johnson added.

In Week 4 of the 2014 season, the Chiefs beat the New England Patriots by a score of 41-14 on Monday Night Football at Arrowhead Stadium. The Patriots would go on to win the Super Bowl. In Week 10 of this past season, the Chiefs beat the Denver Broncos, 29-13, and they would also go on to win the Super Bowl.

"You've got to beat them at the right time," Johnson added, "but I think we're very close. We're not one of those rebuilding teams. We're a team that's going to be in the thick of it at the end of the day."

Individually, Johnson rebounded from a ruptured Achilles suffered in Week 1 of the 2014 season to be named a second-team All-Pro last year by leading the team with 116 tackles, also picking up 4 sacks, 2 forced fumbles and 2 interceptions.

"I wasn't surprised," Johnson said of the level he played at in 2015. "I expected it, but sometimes I sit back in bed like, man, I'm checking my Achilles, checking certain things like man, it's this really happening right now?"

"I'm back. I'm really back to form, and that's a blessing, man."

"Much to the surprise of those who don't know him very well, Johnson did regain that form and was Pro Football Focus' No. 8-ranked linebacker in 2015.

"He's athletic. He's instinctive. He never has to leave the field," Dorsey noted of Johnson. "He's 33 years old, but he didn't play like a 33-year old (last season)."

"There's still some juice left in that guy."

After 11 seasons with the team, Johnson understands the position he's in and how close this organization is to grabbing something special.

"I've had some ups and downs," Johnson said of his career with the Chiefs. "I've been through three general managers, five head coaches, but the best is yet to come. We're still chomping at the bit trying to get this ring. That's the main thing—to win the Lombardi trophy and get a Super Bowl win."

"[Tamba and I] will keep going at it until we get it."

When it comes to his legacy, Johnson is aware of what he's accomplished, but not focused on it.

"When I retire, I'll think about it even more," he said. "I'm at an age that I know I can't play another 10 years. Signing this three-year deal, it just assures that I can help this team win. That's all I want to do, be a part of this great legacy that's about to go on now."

“Andy [Reid] has been here for three years and his record shows what he’s trying to build here, and I want to be a part of it.”

Johnson is doing far more than just being a part of it—he’s leading the charge, which is right where he belongs.

(Dee Ford)

The rapid and improbable rise of Dee Ford, ‘one of the best rushers in the league’

Sam Mellinger
Kansas City Star
November 6, 2016

A lot of us would prefer to forget the Chiefs’ 19-14 win over the Jaguars, including many people who work for the Chiefs, so instead of an ugly game let us remember this gorgeous day as perhaps the first time in human history the following sentence was spoken:

“Dee Ford is one of the best rushers in the league.”

Those words are from Derrick Johnson, now in his 12th NFL season, and widely admired for his football mind. It would be fun to go all the way back to, say, two months ago and see how many people could read those words without questioning the speaker’s sanity.

And how many people would believe that those words are now dead-tail accurate.

Dee Ford, one of the NFL’s best pass rushers. What a time to be alive.

Ford had two more sacks on Sunday, bringing his total to nine at the season’s halfway mark. When the game was over, nobody in the league had more. If he finds seven sacks over the next eight games he will have more in a season than any Chiefs player except Justin Houston and Derrick Thomas.

What began as the season a lot of us — me, probably you, and at least some members of the Chiefs — thought might expose Ford as a one-dimensional speed rusher who didn’t put in enough extra work his first two seasons is instead appearing to be his jet ride toward respect, the Pro Bowl, and at some point a very big contract.

The Chiefs won ugly on Sunday. They gave up 218 more yards than they gained, were particularly gashed up front on both offense and defense, and were incredibly feeble converting third downs. They lost composure at times, and only won because they took four turnovers and lost none. The Jaguars are a bumbling mess of a franchise, and one of only four or so in the league the shorthanded Chiefs could’ve beaten on Sunday.

But the most important word of that paragraph is the third word, *won*, and for the first time since drafting Ford in the first round 2 1/2 years ago the Chiefs can now count on him to help them win games — ugly or otherwise.

Ford's best attributes have always been his speed, burst, relentlessness, and stubborn optimism. All have served him well, not just during the first half of this season, but over the previous two years. This season, he's added functional strength, better preparation, more ways to beat blocks, and much better hand work.

"Active hands," he said. "You're not going to win every time, but active hands will get you to the quarterback."

Ford was fortunate to be drafted by the Chiefs. Their style of defense, along with the credibility and willingness of Johnson, Houston, and Tamba Hali to help him meant this was always the best place for him to succeed. That doesn't always happen in professional sports, but give Ford credit for taking advantage of it.

Maybe his progress should've come sooner, but he's never had the opportunity he has this season. His improvement has been dramatic, and one of the Chiefs' most important developments of the first eight games.

He's gone from being overwhelmed, to the occasional flash, to a steady and weekly improvement this year — from pressuring the quarterback but whiffing on a lot of his position's subtle requirements like edge-setting, to being a consistent force who affects the offense on most snaps.

The Season Of Dee is about to evolve once more, because Houston is thought to be near to returning. Maybe next weekend against the Panthers, but perhaps more likely in two weeks against the Bucs.

Whenever it happens, and assuming Houston is at or near full strength, the Chiefs should have their best two-man pass rush since Houston and Hali each had 11 sacks in 2013.

At that point, the team's greatest weakness at the start of the season — the pass rush — could be among its greatest strengths.

"I think about it every day," Ford said. "You know? It's going to be great."

Among the impressive parts of Ford's breakout season is that he's done it, mostly, on his own. [Hali is still a presence](#), but he is playing through more knee pain with fewer snaps. He also ranks second on the team in sacks — with 1 1/2 .

Ford has nine sacks. All of his teammates, together, have seven. Maybe he surprised some teams early, but this is now 7 1/2 sacks in the last four weeks. The sacks have come against suspect

lines, or backup linemen, or both, but at this point that's nit-picking and not just because all pass rushers tend to be most productive against bad lines.

He is, at the moment, the only pass rusher opposing offenses have to worry about and he's still killing them. He's killing them consistently, too, usually by beating the tackle to the moment of contact, controlling a bigger man's hands and balance, and using his speed to chase down the quarterback.

Whenever Houston returns — again, assuming full strength — Ford becomes the second-best pass rusher, which means fewer double teams, fewer tight ends chipping him on their way out, and fewer backs on his side helping to block. Teams can always scheme him out of sacks by throwing quickly, but at that point the pass rush is doing its job and giving the defensive backs more opportunities.

It is, in other words, a somewhat astounding new reality. Ford began this season as a bust-in-waiting, and now is, legitimately, one of the league's best pass rushers over the first half of the season.

The only bit of criticism we offer in this column: he's gotten away from his pound-the-chest-then-flash-the-five-five celebration, instead opting for some sort of ride-the-bull dance last week in Indianapolis.

More five-five, Dee.

"If the people want that, I'll do it," he said. "I want to dance, though. It just depends on how I'm feeling. But I've been hearing a lot that everybody likes that. So I'll stick to it. I'm a people pleaser, of course."

This season more than ever.

(Nick Foles)

Chiefs' Andy Reid is the guy Nick Foles wanted to play for

Adam Teicher
ESPN
August 5, 2016

ST. JOSEPH, Mo. -- To get his career back on the track it was on a couple years ago, quarterback Nick Foles believed there was only one place he could go, one coach he could play for.

That's why Foles, in a way, returned to his NFL roots by signing with the Kansas City Chiefs. His NFL career began in 2012, when he played one season for current Chiefs head coach Andy Reid, who was then coaching the Philadelphia Eagles.

"After we got the release done with the Rams ... we had some time to think about everything," said Foles, who practiced with the Chiefs for the first time at training camp on Friday. "It was always going to be an opportunity to be around someone I just respect and love. Coach Reid was the guy who drafted me as a rookie. He was a guy I always stayed in touch with, always thought the world of. As I sort of stepped away from the game for those few days, I was able to talk to him about how I felt and we just went through it.

"It was really only [about] coach Reid. I didn't care about any other offer. I told my agent, 'That's the guy I want to play for.'"

Foles was the third-team quarterback in practice Friday behind starter Alex Smith and backup Tyler Bray.

Reid and the Eagles drafted Foles in the third round in 2012, and his career got off to a promising start that year. Foles started six games as a rookie and though the Eagles won only one of them, he finished the season with more touchdown passes (six) than interceptions (five).

Reid, fired by the Eagles after the 2012 season, joined the Chiefs the next season. Foles' career hit its high point in that 2013 season. He threw 27 touchdown passes and only two interceptions for the Eagles, by then coached by Chip Kelly.

But he gave some credit to the lessons he learned under Reid for the success he had that year.

"That's a great guy to play for," Foles said. "I'm blessed to have the opportunity to be back with him.

"He got out of me more than I ever thought possible. He pushed me to every throw, everything I did, to just be aggressive. He really helped me become the player [I became] the next year."

Chiefs wide receiver Jeremy Maclin played a couple of seasons with Foles for the Eagles. He said he wasn't surprised that Foles opted to play again for Reid, which Maclin himself did last year.

“It goes to show the type of respect people who play for coach Reid have for him and the kind of faith they have in him,” Maclin said. “Any time Big Red wants you to be a part of what he has going on, that’s an honor. It didn’t surprise me that this would be a spot that he’d pick.

(Jeremy Maclin)

Jeremy Maclin Honored with Distinguished American Award

Keiana Martin
Chiefs.com
May 7, 2016

Chiefs receiver and University of Missouri grad Jeremy Maclin was honored with the Don Faurot “Distinguished American” Award at the National Football Foundation and College Hall of Fame Inc. 24th Annual Awards Banquet this week.

The award is one of the highest honors awarded to MU alumni and is named in honor of the late University of Missouri legend Don Faurot, inventor of the notorious University of Missouri Split-T offensive formation first used in the 1941 season. The formation helped the Tigers to win all but one match that season.

Unavailable for the event, Maclin’s family accepted the award on his behalf.

“It means a lot to be that recipient of that award from just a prestigious man and what he's done for football throughout the state of Missouri,” Maclin said. “Unfortunately I couldn't attend, but my family was there and represented me well.”

Jeremy wasn't the only Maclin to receive an honor that evening. His younger cousin, Jarius Maclin, received the same award Jeremy received years prior: a class scholarship award recognizing excellence on the field and in the classroom.

“I remember back when I was a little kid, I also went to that same award banquet and also received the same award my little cousin got. So for them to double back and keep me in mind, and just recognize me for what I've done is pretty cool,” Maclin added.

Established in 1966, the Distinguished American Award recognizes outstanding candidates who have exhibited leadership qualities and made significant contributions to the betterment of amateur football in the United States.

(Tamba Hali)

Why Tamba Hali is still going, with a bone-on-bone knee and a limited role for the Chiefs

SAM MELLINGER
Kansas City Star
October 28, 2016

Tamba Hali turns 33 on Thursday, and in almost any other part of the world this would make him a relatively young man. Someday, perhaps after this season or next or the year after that, he will retire from professional football with millions in the bank and a music career he wants to build and see himself as young again. With so much time left.

Not now, though.

Not in the middle of one more push through the sting of bone-on-bone knee pain, of spending six days a week preparing for one day of violence against mostly younger men, then six more days spent rehabbing and preparing for the next.

All so he can play limited snaps, with what is at the moment the lowest production of his career.

Hali is a proud man. He doesn't need this. Any of it. The Chiefs star linebacker has more than enough money, and unlike many of his peers, a second career to walk into.

Physically, this is the toughest of his 11 NFL seasons.

Emotionally, he believes it can be still the most rewarding. Someday. In January, then February. If all of this goes right.

"It's bittersweet," he said. "I have to bite the bullet right now. Just because. I love the game. I want to be in there. I want to contribute."

That Hali is even talking for this story took some maneuvering. The Chiefs have a rule that essentially prohibits players from talking to the media unless they practiced the previous day and are scheduled to practice again that day. But Hali only practices once a week, on Thursdays, which makes it hard to hear from one of the team's most thoughtful, accomplished and longest-tenured players.

Hali is willing to work around the rules here, at least this once, to talk about what he does to get through a week and why — when he could be in his music studio, or on a beach somewhere.

Really, he could be anywhere else than the middle of another day of rehab and obsessive dieting to keep his weight low enough to keep his knee pain and swelling manageable.

He is still a good player who requires attention from the opposing offense, and he has always been a model of work ethic. But he is now at the point where he needs more diligence just to maintain some of what used to come more easily.

Hali is accustomed to being an every-down force. Last week, he played just 46 of 75 snaps — and it was his busiest day of the year. The Chiefs are essentially limiting him to third downs and other passing situations. In some ways, this is the first season of the rest of Hali's career.

"I miss the whole (experience of) football," he said. "The whole aspect of me being on the field, starting, playing, playing the whole game, working my guy, setting my guy up. I miss the whole facet of that. Being a one-dimensional player, I think that's the worst thing you can do to a guy — to just be a designated hitter."

Hali is doing it, though, for three reasons. The first is that he sees this current reality as only temporary. His right knee has not responded as quickly to offseason surgery as he hoped, but he feels it getting a little stronger every week.

This current pitch count isn't forever, in other words. Hali is past the point in life of caring about numbers, about a sack total, or what anyone other than his teammates and coaches think. He is six games into a season he expects to last 20, or at least 19 if the Chiefs get a first-round playoff bye. He wants to be at his strongest two and three months from now.

A year ago, he went the opposite direction. His knees swelled up like melons after games, at one point so big he couldn't push off without them giving out. He finished the season, but by the end, it was obvious he wasn't the same. He was not sure he would come back for another year.

Fellow star teammate Justin Houston hardly played at all in the Chiefs' playoff loss to the Patriots. Hali still wonders what might've happened if they were stronger at the end, and he has heard from others both inside and outside of the organization who say the same.

"They were kind of putting blame on Justin and I," Hali said. "Like, 'When the playoffs came, when we needed you guys, you guys (weren't) available because you (weren't) healthy.' We took heat to it. I took heat to it. We want to be healthy in January. We saw what that did for the Broncos — when Demarcus Ware and Von Miller were both healthy, they kind of took over."

The second reason he's still here is that he still loves football. Loves all of the sport he took up at age 13, three years after escaping the civil war in Liberia to join his father, a college chemistry professor, in the United States.

Hali loves the friendships in the locker room, and the jokes, and the rush of playing in front of some of the biggest crowds in American sports. But he also loves the grind. Loves the rough

parts. Other than the supernaturally gifted, nobody ever made it this far in this sport without loving the dirt.

He's at the facility by 8:30 on Monday mornings. He sprints, dribbling a soccer ball up and down the field 10 times, both ways, then does it again. He lifts. Abdominal work. Knee rehab. Lots of knee rehab. He refuses needles, except for a shot before games. He insists on draining the knee naturally, even though it means more sweat and takes more time.

On Tuesdays, it's the same routine, except he runs in the pool — saving his knees — instead of lifting weights. He begins his film work, too, both picking out what he did and didn't do well two days earlier and what his next opponent will try to do to beat him.

Wednesdays and Fridays are mental days. A full slate of meetings and walk-throughs, more film and more lifting. Hali thinks he could practice on these days, too, and is one of the few who can honestly say he'd prefer to practice. But the coaches talked about this briefly before he signed his contract in the spring, deciding against it, and he's come to accept that this is for the best.

"From my point of view, I think I'm still an every-down guy," Hali said. "I can play 60 snaps. Do I *need* to? I don't *need* to."

The third reason he still does it is that, at full strength, this could be the best of his 11 Chiefs teams. An NFL player's cycle of life begins with proving he belongs at the sport's highest level, and continues with wanting every honor possible. Player of the week. Pro Bowls. Recognition from peers is important, and Hali has all of that. One day his name will be added to the team's Ring of Honor.

But at the moment, something is missing, still. Most of his teams here have been bad. Since drafting Hali in the first round in 2006, the Chiefs have lost 20 more games than they've won. They've gone 2-14, twice.

This team here, this team can win. Hali knows that. He feels that. He wants to be part of that. Maybe he's not the same explosive combination of strength and speed that he was at 26 or 27, but he can still be one of the guys contributing to wins, not just one of the guys along for wins.

He's never won a championship. He lost consecutive state finals in high school. Won an Orange Bowl at Penn State, but that's not really a championship. He's felt close a few times in Kansas City. The blown lead in the playoffs in Indianapolis three years ago still haunts him. Last year could have ended up different if he and Houston were healthy, or maybe if they'd won one more game during the regular season and had home-field advantage in the playoffs.

That's part of why he's OK playing less, too. For now, at least. Hali wants to be at his strongest at the end of the season, because that's the only thing that matters now.

He's been to the Pro Bowl.

But not the Super Bowl.

"I've never won a championship, never won *that* game," he said. "This is the first time in my career — like, *this* year — I feel like we have a legitimate chance to be in the Super Bowl. To go to the Super Bowl. To be in that game, and win."

This will be Hali's 168th NFL game, including the playoffs. The turf at Lucas Oil Stadium will grind his knees more than the grass at Arrowhead. He's played in Indianapolis five times before. His first team lost in the playoffs there. His eighth team blew a 28-point lead in the second half of a playoff game.

He cannot be sure how many more seasons he has left. Football players rarely get to choose their own ending, but Hali isn't ready to think about any of that. He can still be productive, dammit. He sees it every week on film. It just takes a little more work.

Most will remember his two neutral-zone penalties that cost the Chiefs at least four points last weekend. Hali makes no excuses — "never happened before in my life," he said — but he also knows he can still affect the game. He doesn't bring it up on his own, but against the Saints he beat his man on an inside move, forcing a throwaway by Drew Brees that made it third and 12. On an obvious passing down, the Chiefs had it scouted well enough that Eric Berry jumped a route and deflected a pass that turned into Daniel Sorensen's pick-six.

Hali was part of that. Maybe a small part, a subtle part, but a part.

And that is why he's still doing this, after all these years, and in spite of all the reasons to do something easier.

"At times, I do feel like maybe I don't got it anymore," he says. "Then I feel like, 'No, I do have it.' The day I feel like, 'You just don't got it no more; you can't bend as well no more; you're not as strong' ... Then I'll leave. Because I'll feel within myself that the game has passed me.

"But I still love the game. I still enjoy playing. I still enjoy practicing. I'd practice more if they'd let me. I know I'm still affecting the game. I know I can still help these guys win. So that's what I'm going to do."

(Justin Houston)

Justin Houston's heroics provide boost for Chiefs

BY BLAIR KERKHOFF
KANSAS CITY STAR
NOVEMBER 28, 2016

A week ago, Justin Houston's presence felt like an accomplishment, just getting back on the field for the Chiefs.

Sunday against the Broncos, he made his presence felt.

Houston, in his second game of the season, turned in one of the most productive of his career, logging three sacks, another tackle for loss, and was a menace most of the evening in the Chiefs' 30-27 overtime victory over the Broncos

He even delivered points when his sack produced a safety in the second quarter to open the game's scoring.

Houston, who had knee surgery to repair an ACL in February, returned to action last week for the first time this season when the Chiefs met the Tampa Bay Bucs in Arrowhead Stadium, but Sunday felt different.

"Last week was like a preseason game," Houston said. "I had to knock some rust off."

The rust was removed in a 10-tackle performance which included four tackles for loss and pass defended.

The safety was vintage Houston. On third-and-8, Houston, rushing from the right side, sliced through the Broncos' offensive line and spun down quarterback Trevor Siemian in the end zone.

Siemian lost control of the ball, but Denver recovered the fumble in the end zone.

"It was something we'd studied all week," Houston said. "Tamba (Hali) and I were on one side. It's how we planned it and it worked the way we planned it."

The Chiefs immediately added to their bounty when speedster Tyreek Hill returned the ensuing free kick 86 yards for a touchdown and a 9-0 lead.

Houston was superb from outset. The game's first series ended when Houston dropped running back Devontae Booker for no gain on a third-and-1.

The first sack occurred on the Broncos' second series, when Houston dropped Siemian for a 4-yard loss.

In the second quarter, Houston's next sack came two plays after Kendall Reyes got to Siemian for his first sack in a Chiefs' uniform.

Houston ran his career sack total to 59 and Sunday marked his seventh game with at least three sacks. His career best is 4.5 at Philadelphia in 2013.

Houston missed the Chiefs' first eight games. The return was one threshold crossed. Sunday's performance was the next.

"I've been so hungry," Houston said. "It was a long process and through the process I grew spiritually. I saw this coming months ago. I worked hard and I had faith and I believed.

"When you have those three things, nothing can stop you."

The Chiefs needed Houston on Sunday. Dee Ford, who had emerged as the team's top pass rusher with 10 sacks, was inactive against the Broncos with a hamstring injury.

Also Sunday, the Chiefs lost nose tackle Dontari Poe with a back injury in the first half, leaving the Chiefs short-handed in the middle. Reyes, Rakeem Nunez-Roches, Jarvis Jenkins rotated on the defensive interior.

Houston left Sunday's game late in the first half with a shoulder injury. He walked to the locker room but returned to the line during the Broncos' final possession of the half. It didn't seem a coincidence that the Broncos' first drive of the evening got its momentum with Houston off the field.

It also didn't come as a surprise to Houston that the Chiefs mounted comebacks in the fourth quarter and in the overtime for the victory.

"The guys that step on the field show so much heart," Houston said. "When the situation comes down to it, they always keep playing like they did a few weeks ago when we played against the Panthers. I wasn't around then, but no matter how much time is on the clock, our guys are going to keep playing."

(Eric Berry)

Eric Berry wins George Halas Award

Associated Press
June 20, 2016

Kansas City Chiefs safety Eric Berry has won the George Halas Award for overcoming adversity to succeed.

The Professional Football Writers of America honored Berry on Monday. Berry, the AP's Comeback Player of the Year, overcame a diagnosis of Hodgkin lymphoma in late 2014 to return to the field and have an All-Pro season in 2015.

The 47th Halas Award winner, Berry is the first member of the Chiefs to receive the honor. He underwent six rounds of chemotherapy treatment from Dec. 10, 2014 until May 13, 2015. Berry was declared cancer free last June 22, and he was on the field for the first training camp practice July 29.

Berry returned to the starting lineup in Week 2, was third on the team with 61 tackles (55 solo) and had a pair of interceptions.

(Jeremy Maclin)

Offseason workouts with Jeremy Maclin pay off for Chiefs' Chris Conley and Albert Wilson

Terez Paylor
Kansas City Star
June 27, 2016

On one late afternoon last February, Chris Conley was feeling pretty good about himself when his cell phone buzzed.

Conley had just completed his rookie season with the Chiefs. He planned to spend the offseason working out at the University of Georgia, his alma mater. He had just moved into a short-term apartment in Atlanta.

Little did he know that plan would quickly be turned on its head.

"Chris!" Jeremy Maclin said on the other end. "What are you doing?"

"Nothing," Conley replied.

Maclin planned to work out at the Chiefs' training facility in the offseason. He told Conley that if he really wanted to be a great wide receiver, he'd get on a flight to Kansas City.

"He was like 'You're coming back,'" Conley said.

Conley didn't have a place to live in Kansas City, but Maclin offered to let him stay in his home. The decision was simple.

"If that guy calls you," Conley remembers his father saying, "you don't tell him no."

So that's how the 23-year-old Conley came to live this offseason with Maclin, the Chiefs' 28-year-old No. 1 receiver.

Over the next month and a half, the two of them and 23-year-old receiver Albert Wilson lifted weights, watched film and worked on route concepts four days a week until the Chiefs' offseason workout program began April 18.

"When Mac told me he was definitely (going to) be here, there was no hesitation for me coming back," said Wilson, a Georgia State grad who had also planned to spend the offseason working out in Atlanta until Maclin reached out.

In retrospect, it looks like Conley (the Chiefs' No. 3 receiver in 2015) and Wilson (No. 2 in 2015) made wise decisions. Veteran free agent Rod Streater and rookie Tyreek Hill made a strong push during organized team activities, but Conley and Wilson held on to their positions.

"Those are a couple of guys that I thought had good camps — they're kind of growing up before our eyes here, which is fun to watch," Chiefs coach Andy Reid said. "I think I'd tell you yes, that both of them working with Maclin paid off."

A typical offseason day for Maclin, Conley and Wilson started about 9 a.m. at the training facility. They ate breakfast, got in the weight room, then ran on the field. Then they'd go in the film room or practice footwork.

"I think it's my job to help them, and to help them understand that 'Hey, these are the things I do to get myself ready,'" said Maclin, who caught 87 passes for 1,088 yards and eight touchdowns in 2015, his first year in Kansas City. "I'm not necessarily saying this is what you have to do, but you can take bits and pieces and physically get yourself ready."

And the first thing Maclin wanted them to see is how to work smarter in the offseason, not necessarily harder.

"Conley's a guy who likes to go, go, go, go," Maclin said. "The things he was doing didn't necessarily need to be done. It was the time where you get your body back right. You take mental notes. Running 30, 35, 40 routes a day isn't really necessary in late February, early March."

Maclin learned to use his time in different ways.

"Maybe on a Saturday, (Jeremy) would say 'I'm gonna watch film, ya'll don't have to come,'" Wilson said with a laugh. "And (he'd) see if we show up, to see how serious we were about things. And of course, we both showed up every chance we got."

Like Reid, quarterback Alex Smith can see how Maclin's influence has rubbed off on Conley and Wilson.

"I think one (way) is the attention to detail, how much (Jeremy) thinks about little things, asking questions in installation," Smith said. "And then the route running, all that, the work ethic, how he attacks guys and things like that."

Conley, like Wilson, needs to show continued improvement once the pads come on in July. But Smith was impressed with how Conley — a 6-foot-2, 205-pounder who ran a blistering 4.35-second 40-yard dash at the 2015 NFL Scouting Combine — has grown comfortable using his athletic gifts to beat defensive backs.

Conley says watching Maclin helped him fine-tune his footwork and body control, in particular.

"For me, being a bigger guy — a guy who typically runs 100 miles an hour — it's hard for me to stop on a dime and make sharper cuts," Conley said. "It was really working on that, fine-tuning those cuts to where they were effective at getting someone moved off their spot."

Wilson, meanwhile, is still learning how to set defenders up and needs to do a better job of making tough catches, but the 5-foot-9, 200-pounder is good with the ball in his hands, which is why he saw plenty of time in the slot during offseason workouts and seemed to get stronger as camp went on.

"That's been a new role for him," Smith said. "That's a big plate there when you move inside, that's a lot on your shoulders — especially mentally — and he's handled it. Been good there, too."

Wilson said he also closely watched Maclin's route running in addition to how he conducts himself on the field.

"From the way he runs his routes, to the attitude that should be displayed on the field, he's just a flat-out leader, more by his performance than his words," Wilson said.

Conley said that when Maclin does speak, he can be direct, but he added their time together helped the three become more honest with each other, which allows them to be critical when necessary.

“We’re on a level where he knows if there’s something I’ve done that’s not right, he can tell me, and he’s not going to be shy about saying it,” Conley said. “He might say it in front of everybody, he might pull me aside and say it. He doesn’t really pull punches. He’s a blunt guy, but especially with me — he’ll take it to another level with me because he has expectations.

“But at the same time, he knows what I expect of him — so he knows that I’ll say things to him as well, so we have this respect for each other now that’s different.”

Maclin agreed.

“It’s a big brother-little brother relationship, but it’s a respect,” Maclin said. “It’s not like I think they’re better than me or vice versa. I’m only 28.”

And for that, Conley and Wilson are both thankful.

“I learned a ton, and I’m thankful for that, that he would take the time to allow me into his home and really just be coaching me on not just football, but a football life, every day,” Conley said.

“I know that I have a great opportunity,” said Wilson, who will be a free agent in two seasons. “I’m in a great situation to really take care of myself for a long time.”

(Marcus Peters)

Marcus Peters: Oakland made me who I am today

Jeff Chadiha
NFL
October 12, 2016

OAKLAND, Calif. -- Marcus Peters sat quietly at the bedside of his ailing grandmother, Janice Howard, praying that all this pain would end soon. Howard was receiving treatments for bone cancer inside that cramped Oakland hospital room when Peters arrived, and the image instantly jarred him. Nurses strolled in to track her progress. Wires stretched from her torso to machines surrounding her bed. Peters knew things were bad, but suddenly he was imagining the worst: His grandmother literally might not make it through this.

The more Peters pondered that possibility, the more he wondered how his entire family could move forward without this woman operating as the rock. He had spent most of his childhood in her home, had used it as a playground and a sanctuary, and he had known what it had meant to all his relatives. So as he stared somberly at his grandmother, Peters vowed to deliver for his family. "I just told myself that I wanted to always do what I loved and take care of my family," Peters said during a recent interview. "And I love football. So I put my all into making it to the league. I told myself that somebody needs to step up and make it out."

Peters was leaning forward on the sofa in Howard's living room as he recently recalled that story this past summer. His grandmother did survive that scare eight years ago, and the home that Peters cherished -- which sits right across the street from the McClymonds High School football field where he first made his name -- remained very much intact. That dream he had of someday becoming a pro football player also had worked out for the best, even after he had been kicked off his college football team. Now 23 years old, Peters is a Pro Bowl cornerback for the Kansas City Chiefs and one of the most talented young defenders in the NFL.

There's little doubt that the West Oakland neighborhood where Peters grew up had plenty to do with his ascent. He's a tough, strong-willed young man who always embraced the game of football and the love of his family. Those have been the two driving forces in his life and -- when combined with the grittiness that city can stoke in a native son -- they've resulted in a player who competes as if he can never afford to lose.

"Every time I go on the field, I want to be the best me I can be," Peters said. "That's how my pops (Michael Peters) taught me. The one thing that he always [said] was to not talk about what you want to do but to be about it. You have to show everybody what you can do and let your play speak for itself."

It's fairly easy to judge Peters -- who returns to Oakland this week when the Raiders host the Chiefs -- solely on how he plays the game. In 2015, he won NFL Defensive Rookie of the Year honors after tying for the league lead with eight interceptions (while amassing 280 return yards and scoring two touchdowns). Peters already has a league-high four interceptions through four games this year, even though the Chiefs defense has struggled as the team has started 2-2. Despite not having two full years of pro football under his belt, he's already one of the best ballhawks in the game.

When talking about the 6-foot, 197-pound Peters, Chiefs safety Eric Berry said it's "his confidence and attention to detail that sets him apart." Pittsburgh quarterback Ben Roethlisberger added that Peters is so adept at jumping routes that "it just seems like he almost has the team's offensive playbook." Said Steelers head coach Mike Tomlin: "He's a calculated risk taker. The type of calculated risk taker that's required to be great at that position. And he's highly competitive -- you see that in his bump man-to-man techniques. So he's checking off all the boxes, and really, he needs no endorsement from me -- his numbers speak for themselves."

What's equally impressive is how little time Peters -- who's been asked to be a leader this year after Kansas City lost cornerback Sean Smith in free agency -- spends soaking up praise or savoring his newfound celebrity. You won't find him clubbing on South Beach in the offseason or becoming a regular at Vegas hotspots. His favorite place to enjoy downtime is right back in a two-block radius in Oakland, where he's surrounded by the people who know him best, and where he's connected to the same blessings that helped him thrive in the first place. Just like his mentor, former Seahawks running back and Oakland native Marshawn Lynch, Peters is all about the Bay Area.

During one weekend at home this summer, Peters didn't even have to leave his grandmother's house to see his support network. His mother, Doreen, stopped by and grabbed a seat on the stairway leading to the front door. His father, Michael, popped out of an oversized SUV while chatting with somebody on a cellphone. An assortment of friends and other relatives slowly arrived, as well, all while Peters leaned against a car on the side of the street and talked with a publicist about the remainder of his offseason plans.

Aside from a brief trip to Los Angeles for an Adidas promotional shoot, there wasn't much reason for Peters to leave Northern California in the following weeks. That, by the way, is exactly how he liked it.

"This is what made me," Peters said. "And when I go to other places, I say it loud. I rep Oakland proudly, because I want people to understand where I come from. ... If you aren't from here, you don't really know too much about it. But it's just a certain feeling I get when I'm home, and when I go some place else, I can feel [the difference]."

The passion Peters feels for his hometown also seeps into the way he approaches the game. He doesn't simply play; he attacks. Just as Peters can't let a practice go by without waving over to Chiefs wide receiver Jeremy Maclin and challenging him in one-on-one drills, he can't back down from any receiver he confronts in an actual game. Every time he lines up across from somebody, he's thinking solely about owning them, dominating them and ultimately taking their will.

It's a quality that turns Peters into a bit of an emotional powder keg who's a constant target on Sundays -- "I'd rather have him be that way than to have to fire him up on every play," Chiefs head coach Andy Reid said -- but it's also what makes him special. According to Chiefs defensive coordinator Bob Sutton, "Marcus trusts what he sees. A lot of guys need to confirm what's in front of them. That's where he's unique. He takes some chances he probably shouldn't, but that's the part that makes him dangerous. He understands that when you're that kind of player, people are going to attack you more." When asked to explain his hyper-aggressive style, Peters said: "You see it in how (Oakland native and Portland Trail Blazers point guard) Damian Lillard plays basketball or how Marshawn plays football. It's just something that you know we are from Oakland. We got that look on our face when we play the game. That emotion of just how much we respect what we are doing. It just comes from here (Peters pointed to his heart), because you have to give respect to get it, and Oakland is going to teach you that."

Peters is comfortable with people coming after him, because he's always had a strong sense of who he is. That comes from the streets of Oakland and the family that protected him from all the dangers that lingered out there. As Michael Peters said, "Normal kids probably don't see nobody get shot, [but] our kids step over a body and keep coming to school, and it's hard for some kids to even get to school. ...Nobody really messes with [the football players] because they know they play football, but they still have to go through situations."

Peters avoided many of those issues precisely because of his family environment. Though his parents didn't stay together -- he lived with his mother -- he still spent plenty of time with his father, who was the head coach at McClymonds, and grandmother. In fact, Michael was holding a practice one day when Marcus was a toddler sitting in a stroller. The next thing Michael knew, he looked over and saw his baby boy cautiously walking across the weathered grass along the sidelines.

"He just took off to keep up with the other kids," Michael said.

That desire to follow the older crowd led Marcus into football when he was 6 years old. He finally convinced his father to enroll him when they stopped at a local McDonald's one day, and Marcus kept pleading for the opportunity. Michael eventually signed his youngest son up for a league filled with boys who were at least two years older. Marcus also took swimming classes, spent his Friday nights as a ball boy at his father's high school games and devoted most of his remaining time to hanging out at his grandmother's house.

It was a small universe, but one that offered a valuable sanctuary in a rough area. Howard said Peters benefitted from a multitude of people looking out for him -- "Marcus had a lot of people to talk with him, because it takes a lot to raise a child," she said -- and Peters nurtured his competitive spirit by playing with so many older kids. He spent many afternoons telling other children that he was destined to play in the NFL someday. The difference between him and most everyone else his age is that he truly was committed to that vision.

Howard -- who is Peters' paternal grandmother -- even said her grandson loved watching game film when he was a little boy: "He wasn't a kid that watched cartoons. It was always a game." Added Peters:

"I was always probably three or four years younger than everybody else. So even if we were going to the basketball courts or playing football, I was always the youngest person, and I just knew that I could play with them."

That confidence helped Peters become a star recruit for his father at McClymonds. He actually spent his final two years of high school living with his grandmother, so he could be closer to school and help her with her fight against cancer. Peters kept a constant eye on Howard during that time, whether that meant lifting her out of bed or lying down beside her to sleep.

"[Marcus and his father] would get back here around seven or eight o'clock at night and make sure that I had my dinner," Howard said. "Marcus would put me in my bed, and I always had one of them in the bed with me, making sure I got up or got to the bathroom. It was a difficult time for him."

"Seeing her in that pain made me think that we always have to have this house as our backbone," Peters said. "If you need a place to come sleep, if you need a hot meal, if you need anything, I wanted to be able to provide that. That s--- was scary to see."

Peters seemed well on his way to realizing that dream when he accepted a scholarship to Washington in 2011 (even though Michael was so consumed with preparing recruiting tapes for others players that he initially forgot to create one for Marcus). He intercepted eight passes over his first two seasons and earned second-team All-Pac-12 honors as a redshirt sophomore. But when head coach Steve Sarkisian took a job at USC and Washington hired Chris Petersen away from Boise State in December 2013, everything changed. Suddenly, Peters became a major disciplinary problem in his junior year, one who didn't know how to control his emotions.

Included among his transgressions were: a suspension for the first quarter of the Fight Hunger Bowl in 2013 (interim head coach Marques Tuiasosopo levied that one prior to Petersen's arrival); a one-game suspension by Petersen after Peters head-butted an Eastern Washington receiver and threw a sideline tantrum; and a first-quarter benching against Stanford for showing up late to team meetings. By November 2014, Petersen had so tired of Peters that he dismissed him from the team. As the coach told local reporters, "When you feel like it just can't work, you gotta do what you've gotta do."

Peters admitted that his problems had plenty to do with Sarkisian being more tolerant and Petersen being a strict disciplinarian -- "That was me having an attitude," he said -- but the hardest part was telling his family.

"I didn't want to make that phone call," he said. "You know how you talk to your mom or your dad and they tell you how they see stuff coming, but they wanted you to go through it and figure it out for yourself because it's your life? That's all I was told when I told my pops and moms. [They said] they saw it coming."

Peters still remained confident enough to believe his on-field success at Washington would lead to him being selected in the 2015 NFL Draft. After his dismissal, he returned to Oakland to train, help his father with his high school team and spend time with his son, Carson (who was born just a couple weeks before Peters' college career ended). Peters wound up meeting with several teams prior to the draft, but the Chiefs continually displayed the most interest. They enlisted 20 different staff members in vetting Peters, and owner Clark Hunt also had a conversation with the young prospect.

In the end, Peters had a strong vibe about the franchise -- "I felt love when I talked to everybody who was in the Chiefs organization, like I was wanted around that facility," he said -- and the Kansas City decision makers felt the same about him.

"I know his college coach (Petersen) real well, so he explained to me what went on, and Marcus did, as well," Reid said. "[General manager] John Dorsey and [director of football operations] Chris Ballard did a great job of going out, meeting his family and going through the area where he grew up and learning what he's all about. And then we felt comfortable. He loves football. He's high-strung, but he loves the game."

The Chiefs selected Peters with the 18th overall pick in the draft. He immediately established himself as a future star in the 2015 season opener, intercepting the first pass ever thrown in his direction in the NFL (from then-Texans quarterback Brian Hoyer). Peters scored his first career touchdown a week later (on a 55-yard return of an interception tossed by then-Broncos quarterback Peyton Manning). Peters also shined in his first opportunity to play the Raiders in Oakland. After picking off Derek Carr in that 34-20 win, Peters trotted over to the sideline, found his mother and handed her the football before kissing her on the cheek.

However, there also have been some moments where Peters has revealed that he still has plenty

of growing up to do. He's quickly become known for his combustible personality, as he gets so competitive at times that he doesn't know where to draw the line. The problem with that is that he's now creating a certain reputation. In fact, officials flagged Peters for personal fouls in each of the first two games this season -- including a taunting penalty for wagging his finger at Texans wide receiver Will Fuller after breaking up a pass in that 19-12 loss -- which speaks to the need for him to check his emotions.

That combativeness is something the Chiefs have to manage -- "You never want to take away his competitive spirit, but I also tell him that he needs to be the guy in control," Sutton said -- but it's also a byproduct of Peters' upbringing in Oakland.

"You aren't going to be able to play on these grounds if you're soft," Peters said. "You've got to have a certain amount of toughness, because if you fall, you have to get up. Nobody is going to sit there and baby you."

Peters walked toward the McClymonds football field as he made that statement about Oakland. He pointed up to the high stone walls that surrounded the field and joked about how kids would try climbing up to see the games in his youth. Once inside, he sat down on the metal bleachers and explained how the school kept a chain-link fence in the middle of the stands to keep opposing fans away from each other. The point Peters was making: Playing games in that part of town meant always being ready for a fight afterward.

Peters appreciates how that experience hardened him, but he also harbors a deep compassion for his community. That much was clear back in April, when he funded a carnival in the parking lot at McClymonds. Hip-hop music blared through the sound system and little children feasted on free food and drinks. Peters just strolled through the celebration proudly, knowing he was impacting his community in the same way Lynch did as a player (and continues to do in retirement).

"When he said he was done, I told him to chill out," Peters said of Lynch. "I'm ready to put this whole town on my back."

This is why Peters never makes excuses for his behavior. He'll apologize for his mistakes -- as he publicly accepted blame for his dismissal from Washington while also personally apologizing to Petersen -- but he won't compromise his personality or the values he cultivated in Oakland. They helped put him on the path he most wanted to be on, and he knows what that means to everyone around him.

"It's weird to see myself doing all this," Peters said. "But the best part is that my family gets to see it. It makes my family proud, because they can say, 'Damn, he really worked to go do something. And he's actually doing it.' "

(D.J. Johnson)

Derrick Johnson's long journey, relentless professionalism, and 'a little craziness'

BY SAM MELLINGER

Kansas City Star

August 27, 2016

Derrick Johnson doesn't need this, these glorified practice plays, the ones that don't count, where his 33-year-old body and surgically repaired Achilles' tendon are out here for reps he's seen thousands of times before and will be meaningful only if he messes up or worse.

But here he is, anyway. This is his job. And he is terrific at his job, in the plays that count, in large part because he's terrific here, in the ones that don't.

"I don't want somebody to turn on the film and say, 'Oh, he got done in on that play, who is that? Derrick Johnson?'" he says. "I have a high standard. My standard is higher than what the coaches expected of me."

The Chiefs beat the Bears 23-7 in a preseason game on Saturday. Mostly, it was not particularly exciting, or interesting, beyond the way that everything involving football is exciting and interesting in America.

Chris Jones was great. Alex Smith, too. Tyreek Hill made a nice play on an underthrown deep pass. All of this will be forgotten soon, the moment something else happens, and with Colin Kaepernick and Tony Romo making headlines, maybe that's already happened.

But if you were interested, Johnson put on something like a tutorial of professionalism in front of a half-full stadium.

"He's a unique character," Chiefs coach Andy Reid says. "You don't come across a lot of guys like that."

The image of crazy professionalism comes early, on the Bears' third play from scrimmage. Jeremy Langford, one of the league's toughest running backs, takes a toss to the left side. Johnson knows it's coming, and zooms past the scrum at the line of scrimmage and inside the lead blocker.

It's a beautiful ballet of speed, power, and brains, and his hands are on Langford 4 yards behind the line of scrimmage, before the back takes a single step upfield. This play is dead. It's all over except the tackle, but then a bizarre thing happens to the Chiefs' all-time leading tackler. Langford's right hand extends into Johnson's face mask, driving the linebacker into the grass. Should have been a loss. Bring on the punt team. Instead, Langford converts the first down. Johnson has made 990 tackles in his career. He has missed far fewer, but even now, with four

Pro Bowls and millions of dollars and respect throughout the industry, one miss in a preseason game gnaws at his soul.

“That pissed me off,” he says. “Agh. As a linebacker, they do a toss play, and the hole opens up, that’s like heaven to me.”

Johnson’s teammates aren’t used to seeing this. A few of them, including Justin March, asked what the heck happened. Johnson, because he’s Johnson, was happy to answer. It was technique, basically. And discipline. He took eight steps toward Langford, but should’ve taken nine or ten. He left his feet too early, basically, diving at a physical player before he had the physical advantage.

But by the time Johnson had that conversation, it already took on a different tone, because two snaps after the whiff he got his revenge. The Bears gave it to Langford again, this time a handoff around the left end.

Johnson used that same blend of speed and brains — at this point in his career, he loses a few pounds each year to maintain his quickness — to beat the center to the point of attack, then weaved behind the pulling guard.

It was 11 steps to Langford, who again stuck his right hand toward Johnson’s face mask, except this time the linebacker stayed up, chopping down the stiff arm and driving five or six more steps into Langford until he was pinned between Johnson and the grass for a 1-yard loss. Johnson got up, screamed, and maybe even smiled back at Langford.

“That’s the pride I have when you strap up,” Johnson says. “Like, ‘Hey, can you beat me? No, you can’t beat me.’ It’s a pride deal. Being competitive. It’s fun, too. When you get beat, it’s not fun.”

Again, this is a preseason game. Against a bad team. At least two of the other three linebackers he was playing with on Saturday will not be on the field when the roster is full. Tamba Hali and Justin Houston, the star edge rushers, are recovering from knee injuries. Eric Berry, the franchise safety, is expected back on Sunday.

Johnson, as much as anyone the Chiefs employ, has nothing left to prove. His place in the franchise’s history, not to mention this particular season, is secure. Nobody would blame him for coasting through a preseason game, especially at his age, and without some of the star players he will depend on when the games matter.

But if anything, Johnson goes the other way. He was the one gathering the defense around him before the game, telling them this would be the last time they’d play much together before the regular season, and that they had yet to be effective. Preseason or not, full roster or not, those are the types of things that have to drive the men who make it this far.

Johnson has needed more of this than most. The Chiefs took him 15th overall in the 2005 draft, so long ago that Dick Vermeil was still the coach and Gunther Cunningham the defensive coordinator. Johnson was supposed to be a star right away, but it didn’t happen like that.

He began as an outside linebacker, and his career probably bottomed out when the Chiefs went 2-14 in 2008 and responded by cutting his playing time the next year. Johnson never complained, at least not to anyone in the building, learning a new position five years into his professional career.

He has made his place on the inside, in a position that modern football is in many ways moving away from. But Johnson has made himself essential to what the Chiefs do, particularly against the run. He is gifted physically, particularly with speed and quickness, but he's football brilliant, knowing exactly where to be and when.

That's how he'll be remembered, too. He has an unrelenting energy and positive spirit. Reid says Johnson practices with the eagerness of a 20-year-old, but he has the mind of an 11-year veteran.

He has always loved football, but football has not always loved him back. He was a top linebacker prospect drafted to a franchise that at the time did not spend much time or energy on defense.

He played a full decade before winning a single playoff game, with two separate 2-14 seasons and subsequent rebuilds in between. His Achilles' tendon ripped, robbing him of essentially an entire season, but he somehow came back even better. Doctors with experience in the procedure say his recovery may be unprecedented in terms of age, position, and effectiveness. He is a maniacal worker, in other words, who could've tapped out of this brutal profession long ago. He is hopelessly committed to the cause, both personal and team, even here in a preseason game many have already forgotten about.

"They say real football players are kind of crazy," Johnson says. "So, I have to have a little craziness."

That's cool and all, but the regular season starts in two weeks. He better save some of this for then.

"I did," he says, smiling. "I've got a lot more."

(Dontari Poe, Jay Howard and Allen Bailey)

Chiefs' '3 Amigos' want to win games, sell shirts and 'eat greedy'

Terez Paylor
Kansas City Star
Sept. 24, 2016

The laughs come naturally for Dontari Poe as he stands between friends Jaye Howard and Allen Bailey for a photoshoot after a recent practice. It is a striking departure from the norm for Poe, the Chiefs' quiet nose tackle who usually does not betray much emotion.

Yet, there's something about Bailey and Howard — the rest of the Chiefs' starting defensive line — that puts Poe at ease.

The players dubbed themselves the "3 Amigos" a month ago. They're wearing T-shirts with their nickname and likenesses on the front, and as they ham it up for the camera, Bailey is trying to convince them to smile.

"We're not gonna smile for this, bro?" he asks.

"Nah man," Howard says. "We bossin' up on this one."

The three of them pose with tough-guy frowns as the camera snaps, but it doesn't take long before they're laughing again.

On the field, they're all business. Duty calls, and all that. But off the field, you can often find the 3 Amigos joking about some random thing, either in the locker room — their stalls are next to each other— or while eating with the rest of the D-linemen.

The group gets along so well that they regularly try to spread their good cheer to other position groups.

Every Friday, the defensive line pays for a team-wide feast in the locker room.

"These are my boys," Howard said after a recent practice, looking over at his buddies' lockers. "They're like my brothers."

Appropriately enough, the 3 Amigos concept took flight during one of their off-the-field food excursions in August. They'd joked about the concept for a while, but they never fully went full throttle until the three — along with a few others — ventured to a Mexican restaurant during training camp in St. Joseph.

Somehow, the 2008 NBA champion Boston Celtics came up — led by the "Big Three" of Kevin Garnett, Paul Pierce and Ray Allen — and given the way Poe, Bailey and Howard performed during training camp, they felt comfortable giving themselves a similar title.

"So we just ran with it, and the little slogan 'eat greedy,' because that's all we talk about,"

said Howard, who explained the slogan is why he mimics eating out of a bowl after sacks. “People thought I was eating soup, but I’m eating greedy man, trying to make a play.”

Bailey and Poe don’t celebrate the same way — “That’s his thing,” Poe said with a laugh — but they all thought “eat greedy” would look neat on the back of a T-shirt. So Howard dialed up Waldo T-Shirts, got help for a design and ordered 400 for men and women — a trial run as the trio split up the costs — complete with a picture of the three on the front and their motto on the back.

“Eating greedy? Can’t go wrong with that,” Poe said. “The 3 Amigos, man? That’s just what we are.”

The proceeds from the shirts, all three said, will benefit football camps they plan to continue hosting in or near their respective hometowns. Howard held his in April in Orlando, Fla., Poe held his in June in Memphis, Tenn., and Bailey held his in July in Darien, Ga. All three attended each other’s camps, of course.

“I was just down for the cause,” Bailey said of his decision to go in with Howard and Poe on the T-shirts.

“I’m not hard to convince. Easy money for the camps, bro.”

If all goes well, Howard said they hope to make hoodies and skull caps once winter beckons. The shirts can be found on 3amigoskc.com, and Howard is hopeful they will take off.

“We’re teasing Poe like, (heck), as long as we’ve got Poe on there, we’re good,” Howard said, referring to his friend’s status as one of the NFL’s best nose tackles.

But while Poe might have the most gravitas of the group — two Pro Bowl nods by the age of 26 — Howard brings athleticism, enthusiasm and ambitiousness — the T-shirt idea is his, remember — and Bailey is the elder statesman.

“I’m the oldest in the room in terms of NFL years,” he said after a recent practice, turning to Howard with a grin.

Bailey is also a few months older than Howard, 27, and a year older than Poe, 26, who both entered the league a year after him. Yet Poe is the group’s conscience, a quiet leader who has roundly earned his teammates’ respect with his diligent preparation and team-first attitude.

“It starts with Poe and they all feel it,” Chiefs coach Andy Reid said. “They all take a lot of pride in their job.”

It was that pride that allowed Poe, who had back surgery in July 2015, to will himself back in time for the season opener last year. It was that pride that spurred him to keep playing, even as it took him a few months to round back into form.

“From a young age, I’ve seen people do good and bad, and I’ve seen the difference in their lives,” Poe

said. "It's a job, and you've got to look at it that way. You get in the habit of doing bad stuff, you won't be here for long."

That's why the three of them were intent on bouncing back against the Houston Texans on Sunday. The previous week, the San Diego Chargers gouged the Chiefs on the ground for an average of 4.8 yards per carry on 32 attempts.

Chiefs defensive coordinator Bob Sutton challenged his line to rise to do better against the run-heavy Texans, and the trio rose to the occasion, helping the Chiefs hold Houston to an average of 2.9 yards on 34 carries.

"They're the first line of defense in the running game," said Sutton, who relies on his defensive linemen to stuff the run so he doesn't have to overload the box and potentially weaken the pass defense.

"You've got to play in there and do a good job to make this whole thing work."

(Derrick Johnson)

Chiefs' Derrick Johnson mentor to young linebacker corps

Matt Derrick
Chiefs Digest
August 16, 2016

ST. JOSEPH, Mo. — After 11 seasons in the NFL and more than a thousand tackles in his career, Kansas City Chiefs linebacker Derrick Johnson still doesn't get tired of teaching the new kids how it's done.

"How do you know that play?' It's always like, 'D.J., why did you move that way?' Well, I'm like, 'I've been playing it for a hundred years now'," Johnson joked after practice Tuesday.

Johnson's leadership has never been more valuable to the Chiefs. With Justin Houston and Tamba Hali still working their way back from injuries, Johnson is the undisputed leader of a linebacking corps loaded with young talent, fresh faces and veterans in new roles.

"Those young guys look up to me so we talk all the time mentally about the game, what plays about to come up, anticipation, trying to make plays," Johnson said. "They make me young. I see them running around, I try to do the same thing. They try to take my mental aspect of the game to help their's."

One of the young players looking to Johnson is Justin March. The second-year linebacker from Akron lined up alongside Johnson with the starting defense on Tuesday as the team searches for the right lineup with incumbent Josh Mauga nursing a groin injury.

"He's used to playing my position, where you can back up and roam a little bit," Johnson said of March. "Now he's playing Mike, which is kind of head on stuff. He's doing pretty good, he's smart."

March impressed last season in training camp as an undrafted college free agent before a knee injury ended his season before it began. He continues to work his way up the depth chart, and Johnson notices.

"Justin's doing well," he said. "He's got a knack for the ball, he's a young that has a nose for the ball."

Defensive coordinator Bob Sutton agreed.

"He's got some of that natural feel for the ball and that's a great trait to have, particularly as an inside player," Sutton said. "You can't tell where the ball is going all the time — whether it's staying inside or bouncing back out. He's always had that sense of nature since he's been here.

"He's got great energy, he plays really hard and he gets his hands on a lot of footballs. If he just keeps coming, he's going to be a real plus for us."

Another young climber is outside linebacker Dadi Nicolas, the sixth-round pick from Virginia Tech. The rookie impressed in his debut against the Seahawks on Saturday, totaling three tackles including two for a loss of yardage to go along with a sack and two quarterback hurries.

“Dadi’s got a motor on him,” Johnson said. “He’s our smallest outside backer, he’s like 230, but he’s a guy that we know has a lot of speed. Young, relentless, guy that’s got a motor. He’s still learning the whole mental aspect of the game but it’s good for him to get some production.”

The best wisdom Johnson shares with March, Nicolas and other young players is the importance of anticipation.

“Certain formations, certain looks that the offense gives you, it’s teed off on what you need to anticipate,” he explained. “To make plays you have to anticipate, because if you don’t you’ll be a step slow every time.”

With the first preseason game out of the way, Johnson said he hopes his youthful teammates also gain an understanding of the urgency to get better before the season begins.

“Preseason is never as good as you think it is and never as bad as you think it is,” Johnson said. “You’ve got to have that mindset to just kind of keep getting better.”

(Laurent Duvernay-Tardif)

A Tale of Two Passions: The Life of Chiefs Guard Laurent Duvernay-Tardif

Hip-hop music blares on a team charter plane as 52 very large grown men celebrate and dance without restraint.

After dropping five of their first six games to start the NFL season, the Kansas City Chiefs have won their second game in a row in dominating fashion—a 35-point victory in London, England, on United States national television.

A nine-hour flight to Kansas City provides the perfect excuse to let loose, and to only top their feeling of jubilation, it is officially the bye week. They won't be reporting to practice the next seven days.

Surrounded by upright, smiling, energetic players, one player stays seated, noticeably closed to this world of triumph.

It is the Canadian-born Laurent Duvernay-Tardif. He is wearing headphones and is engrossed in a textbook. His American teammates call him "Larry," a nickname much easier to pronounce than the French-based alternative.

"There's Larry, looking like hell on Earth," a teammate, Mitch Morse, laughed as he recalled the scene. "He is just miserable. He just played a game. He's out of fluids, and the guy is just reading this book about the same size as his head."

Morse is joking, of course, but the truth of the matter is that is Larry.

Having to study for the entirety of a nine-hour flight while his fellow teammates celebrate around him is part of the double-life he chose, one in which he continues to pursue a medical degree while simultaneously starting at right guard in the NFL.

Larry didn't sleep on the charter back to Kansas City, and after a 4:00 a.m. Monday morning team meeting, he drove back to the airport to catch a 6:00 a.m. flight.

He was headed back home to Montreal, Quebec, where in two days he would take a surgery exam as part of his medical degree requirements. While some of his teammates were off to a relaxing vacation, Larry would begin his bye week by studying for the next 48 hours straight.

There is nothing about Laurent Duvernay-Tardif that could be considered normal, and that is genuinely the way he likes it. Ask him why he puts himself through the rigor of medical school and the time demands of professional football, and a smile will come to his face.

He is a man with two passions, a man who would not feel complete without both occupations.

There are many players in the National Football League who consider themselves at home on the football field. Larry shares that quality, sure, but put him in a white coat in the middle of the emergency room, and he is just as at peace.

To an onlooker, it may seem odd. How could he possibly do both? How could he possibly be both?

It is not ordinary, but nothing about him is.

Today, Laurent Duvernay-Tardif stands at a towering 6 feet 5 and 321 pounds. One of the first things you notice about Larry, besides his overall height and thickness, is the size of his hands. A shake hello with Larry is kind of humbling in a way. This is a human startlingly bigger than most.

Larry grew up on the south shore of Montreal in a small town called Mont-Saint-Hilaire. According to a 2011 Census, the town has a population of a little less than 20,000 people.

When Larry was a child, he was always very curious. That is the one quality that stands out as his father, François, thinks about his son growing up. Although too young to be into that sort of thing, Larry loved taking on "projects," as François describes— any task he could complete.

Larry, who is now 25, grew up the oldest of three siblings—he has two younger sisters—on a vineyard. François originally entered the wine business when his father, Guy Tardif, opened the property after a prestigious career in Canadian politics.

François joked that Larry was perhaps the youngest sales prodigy in all of Canada.

"Laurent, he was able to sell wine at 8 years old and [give wine tastings] to the guests," François said. "He never tasted the wine, but he was good at describing the wine, and sometimes he gave very good tips, which helped sales."

In 1999, François and Larry's mother, Guylaine, decided to leave the vineyard for a year to take Larry and his two sisters on a sailing trip. With only the clothes on their back, the family bought a boat, rented out their home and travelled down to Florida and the Caribbean.

It was on the boat trip where François believes an 8-year-old Larry took a step ahead of his peers as far as self-reliance and belief in the fact that he could do anything.

"We started with a baby of 9 months and the other one at 3 years old (Larry's sisters), so my wife was almost all the time with the babies," François said. "I was sailing the boat with Laurent there most of the time, so he was able to read a map, interpret tide charts and use the radar."

François, Larry and the rest of the family had no major expenses. For a year, they fished for all their food and bought fruits and vegetables in markets off the coast.

The family returned to Mont-Saint-Hilaire in July of 2000.

In Mont-Saint-Hilaire, everything is oriented towards the sport of hockey, so the fact that the city produced a starting right guard in the National Football League is somewhat fascinating in itself.

Larry originally played hockey as a 200-pound defenseman during his early teenage years, but he never seriously committed to the sport as he grew heavier and heavier.

Larry began playing football in Mont-Saint-Hilaire at the age of 14. He said he quickly took to the game because of the balance between strategy and action.

"I think even now, it's still the same thing for me," Larry recently said. "When you're on the field, it's reaction, it's explosion, but at the same time you need to be able to analyze the front that the defense is presenting you and know what to expect. This requires a lot work and film study off the field. You need to be athletic. During your off time, or at night, during the meeting, you really need to be a smart guy to understand football and that's what I noticed about it when I was 14.

"When you watch film, when you watch your opponent, it's really strategic. It's like a chess match. That's what kind of got me into football and that's one of the reasons why I chose this sport over other sports."

Larry played football throughout high school, only breaking for another family sailing trip in 2008. This time around, he was 16 and remembers the trip vividly.

"We left from Montreal and we sailed down to Boston, New York, Delaware Bay, Chesapeake Bay, all the way down to Miami," Larry said. "Then we hit the Gulf Stream and went down to the Bahamas, Turks and Caicos for a year. That was amazing, a really great experience. I think that's one of the reasons why I'm so close to my sisters, my father and my mother."

On the boat, Larry's father taught him science and math, while his mother taught him social sciences and English. There were aspects of the trip that made it difficult, but Larry believes he couldn't replace the lessons it taught him.

"You get to meet a different culture and a different way of living," he said. "The whole speed of life is slower. You don't have a cell phone; you don't have the Internet. It's a great experience and it helped me both in football, but also especially in medicine, because it opened my mind to different cultures and [today] helps me understand and treat people from different backgrounds."

Upon returning in 2008, the Duvernay-Tardif family, now with no vineyard, decided to get into the baking business. Though they seem vastly different, the vineyard and baking businesses share the commonality of fermentation, so the transition was easier than one would expect.

"It's really close because they both work with yeast," Larry explained. "Fermentation in wine uses yeast and fermentation is also used in bread to make the dough. It was not that different and my dad was a specialist in that domain so he just started the bakery when we came back."

They called the bakery, "Le Pain dans les Voiles," which is French for "Bread in the Sails."

Over the years, Larry has actually worked for his parents inside the bakery.

"I like to sell my bread," he said with a laugh. "I just like to be behind the counter, to meet people, serve people. It's kind of a cool shift, when you go to work at like 3 in the morning, the whole city is quiet. You wake up, you go there, you start to make the dough, you start to bake the bread and then slowly customers start to arrive around 6 o'clock. It's just a nice rhythm."

After completing high school in Canada, students are required to attend the "CEGEP." CEGEP stands for "collège d'enseignement général et professionnel," a two-year school that serves as a buffer for Canadian citizens between high school and college.

Because he loved the game of football so much, Larry continued to play during CEGEP.

At the time, with a dream of medical school on the horizon, he figured his years playing in the CEGEP would be his last, as those around him felt there was no possible way he could do both.

"Everybody was telling me, 'You know what? Laurent, if you want to get into med school, you have to make a choice. You cannot do both at the same time,'" he said, "because both are very demanding."

Based upon his grades and background, Larry was accepted into the medical program at McGill University, one of the most prestigious schools in the country. Some have even nicknamed McGill the "Harvard of Canada."

While the school curriculum itself would be a challenge for Larry, what made things even more difficult was the fact that McGill is an English-speaking school, and he was not fluent at the time.

Considering those steep obstacles ahead, Larry quit the game of football in 2010.

"He decided not to play football and just go to school," Matthieu Quiviger, the O-line coach with the McGill program, said.

But before long, Larry began to have second thoughts. It only took him two Saturdays as a spectator before he realized he had made a grave mistake.

"I was regretting my decision," Larry said. "When you're a football player and you're not on the field on Saturday, it's hard. After two weeks I was just not able to deal with that, and I went to see the coach the Monday after the game and I was like, 'Coach, please give me a chance,' and he agreed. I told him I was a little reluctant because I was not speaking English, and because of med school and everything, and he kind of understood."

Larry joined the McGill Redmen as a defensive lineman for the remainder of the 2010 season, and he geared up for what he knew would be the most difficult year of his life. Now a medical student on the football team, time management would be critical, and he needed to get his English straight.

Sometimes you meet the most important people in your life when you are going through the toughest of times. When Larry could not speak English during that first year, the classes taught solely in the language were a struggle.

Rather than attending them in person, he would watch the classes on a streaming service in a restaurant across the street from his parents' bakery.

And in that restaurant, there was a girl—a pretty brunette named Florence. She was one of the waitresses and an art history student at the University of Quebec.

"His English wasn't on point," she said of the time. "Instead [of going to class], he would come into

the restaurant with his French-English pocket dictionary."

Larry attended his first year of classes by Florence's side, and what began as a friendship eventually blossomed into a relationship. Six years later, they are still dating, and it is something that he believes to this day is critical to his success.

"I think it's essential actually," he said. "I don't think I would be here and still doing both if I did not have somebody to talk to and have somebody I can relate to that motivates me to accomplish what I'm trying to accomplish. Even though we are in two very different fields, we are both overachievers and we are striving for greatness. We both know that being at the top of our field is going to require travel and work and study in different places.

"Last year, Florence was working in Italy for one of the biggest art fairs in the world while I was back at McGill during the offseason. Of course, long-distance relationships are hard but I will always push her to try to achieve her goal and she is doing the same for me."

During Larry's past three years with the Chiefs, Florence has been able to visit him in Kansas City, attending Chiefs games at Arrowhead. While in Kansas City, she has also had an opportunity to take in some of the things that pique her own interests.

"I was pleasantly surprised to discover KC over the last two years," she said. "It is a very welcoming city. I'm a big fan of the Nelson-Atkins Museum of Art, the Kemper Museum of Contemporary Art and the Belger Arts Centre."

Florence said one of her fondest memories with Larry was at the Belger Arts Center. It was there he found out he made the final cut on the Chiefs 2014 roster.

But that may have never happened had she not helped Larry get through his first four years of college, where he had to balance both football and medical school at the same time.

"It was all about time management," Larry said. "That first year, I was kind of learning the process, learning how to study and be efficient. You get to know your habit, what time of the day you're able to perform better in your study, what time of the day you can perform better with your weightlifting and training. That was a bit of a transition for me, but afterwards, you start to get into a rhythm and of course, it's a lot of sacrifice."

In the winter of 2010 after Larry's first season, the McGill football team needed to make some personnel changes in order to fill out both sides of the line.

Hardly anyone realized it at the time, but this moment would be one of the most important in Larry's development and football career.

Quiviger, the team's O-line coach, had been a five-year starter at offensive tackle for McGill from 1990 to 1994. During that span, he earned all-conference honors twice in addition to capturing all-Canadian honors in 1992 and 1994.

"We were lacking some offensive linemen and some big bodies, so they transferred a couple different linemen that winter," Quiviger explained. "At that time, [Larry] had played some offensive line in high school before, but 99 percent of it, he played on the defensive line."

It didn't take long for Quiviger to realize Larry was special.

"It took five seconds," he laughed. "After one practice, I went to the head coach and said, 'If you retransfer that guy to the defensive line, I'm never talking to you again.'"

Quiviger was historically one of the best offensive linemen to ever play at McGill and is a member of its Hall of Fame. That is why his 2010 affirmation mattered more coming from him than it did from most.

"I could just see that he was better than me at everything," he said. "This kid was just faster, stronger, quicker. He understood faster. He had coordination. He had extremely good dexterity in his hips and ankles. Right away, I could see he was going to be very special."

So special, that Quiviger offered Larry something that meant more than anything to him.

"He had a defensive lineman's number. He was wearing 92," Quiviger said. "I said, 'Look. No one is wearing my old number, which is 66.' I said, 'Would you please wear it if you don't mind?'"

Larry wore the number 66 and played at the offensive tackle position for the remainder of his college career.

Throughout his time at medical school and a football player at McGill, Larry was among the best in both realms. At offensive tackle, he quickly became one of the best players on his team, all the while maintaining a perfect 4.0 grade point average in the classroom.

"As smart as you think he is, he's smarter than that," one of his mentors and the research director in the department of emergency medicine at McGill, Dr. J. Scott Delaney, said. "Going to medical school is like learning a lot of new information, but also learning a second language at the same time. Then to pick up as an offensive lineman and the different schemes he was using at the university, I'm sure it took every waking minute and hour that he had during the day."

In order for Larry to manage his obligations, it more or less did. During his first two seasons at McGill, he could attend every practice, but during his third season, which coincided with him beginning to do rotations in the hospital, that had to change.

"That's where it got a little more tricky," he said. "I was basically making sure that during the football season, I was getting rotations close to the stadium in sport medicine and specialties that were a little bit more flexible. I was able to go do my rotation during the day, come back for one or two practices a week, and then study and be there for games."

Sometimes, there were hours of sleep lost to the night.

"It happened multiple times where I was finishing my rotation in medicine and I was going to sleep in the locker room for a couple of hours and I was there still the next day for the morning practice," he said. "The guys were just kicking me in the locker room saying, 'Hey Laurent, come on for the meetings.'"

In 2013, Larry was practicing less and likely sleeping less than every player in the country, yet he still managed to win the J.P. Metras Trophy, the award given to the most outstanding offensive lineman in Canada.

This became Larry's light bulb moment. He knew he was good; that was obvious. But maybe, just maybe, he was NFL good.

"The thing in Canada is that you don't necessarily play against all the teams," he said. "You play mostly against teams in Quebec, which is our province, but you don't play against the teams in the west. So to get that award, I was like, 'OK, I'm not only good in Quebec, I'm also good across Canada,' and it kind of motivated me to train even harder and to approach the fourth year, my last year at McGill, like a challenge and an opportunity to prove myself to everybody and to put good film up there."

Larry called a close friend who he knew he could trust. His name was Sasha Ghavami, who was attending law school at the University of Montreal.

Ghavami received the call in Australia, where he was completing his final semester of law school in a study abroad program.

"[Larry] said, 'A lot of agents have contacted me, but I don't trust them,'" Ghavami explained. "'I trust you. I know you know the difference in football, and I know you always wanted to do this, and I feel that with your hunger and with what you want to do, you could help me get to the next level.' He said, 'Quite frankly, I don't know anything about pro football and I need help with this whole thing.'"

Ghavami changed his flight so that he could come home from Australia as quickly as he possibly could.

"He went to do the [agency] classes, and we signed a contract together," Larry said.

Weeks prior to this phone call and contract, Ghavami had already been researching his friend. The 2013 Canadian collegiate all-star game had a combine tied to it, and he had crunched the numbers.

"I compared [Larry's numbers] to some statistics that I had researched on combine numbers from draftees in the NFL, and he was competing with the top end of the prospects," he said. "I was like, 'Wow. Granted, he hasn't played in Division I football, but he's got all of the physical tools to get there.'"

Larry was projected to be the number one prospect in the 2014 CFL Draft.

Once Ghavami realized the NFL potential, Larry knew he had to alter his medical school program at McGill. There was no way he could train for the NFL Combine and study medicine at the same time.

"What I decided to do was to go see the dean of medicine and I told him, 'Sir, here's my plan. Here's what I want to do: I want to get drafted in the class of 2014. In order for that to happen, I need to potentially train in the states for a couple of months, do a pro day or a combine and have good results. And for that, I need four months off.'"

The dean accepted Larry's plan, and Ghavami connected with an American agent, Chad Speck, the president of the Allegiant Athletic Agency who also represents Chiefs safety Eric Berry. Ghavami was not NFL certified, whereas Speck was, so the two partnered up as a team to represent Larry.

Larry flew down to Tennessee and trained for four months, but he did not get an invite to the NFL Combine. This was a roadblock.

What do you do when you're a Canadian NFL prospect who missed an invite to the Scouting Combine?

For Ghavami and Larry, the answer was to host one of the first ever pro days in the history of Canada.

"It was kind of a gamble," Larry said. "To host that pro day was kind of my only chance to put both CFL scouts and NFL scouts in the same place, at the same time for me to perform my tests."

Nine NFL teams showed up to the pro day—the Bears, the Bills, the Cardinals, the Eagles, the 49ers, the Jets, the Packers, the Raiders and the Kansas City Chiefs.

"It was amazing. To be honest, I didn't know the impact of that until it took place," Ghavami, who organized the event near McGill, said. "You see these NFL personnel people come in one after another, and you're like, 'Wow, they're coming all the way here.'"

"For them to come to us and say this was the best pro day they had ever been to, it's very good. So I was very happy about that."

Larry's numbers at the pro day were among the best of the 2014 draft class.

"Duvernay-Tardif was not at the combine," NFL media analyst Gil Brandt later wrote, "but those numbers were as good as any offensive lineman there, including Taylor Lewan."

"I did well," Larry said. "That gave me a lot of confidence throughout the process."

There is a bit of risk involved with drafting a Canadian prospect to the NFL, the first of which is as rudimentary as the rule differences.

For an offensive lineman in particular, the rules are vastly different. In Canadian football, there is an entire additional yard between the ball and the defensive line. This skews statistics and even film when evaluating for the NFL.

Combine that with the fact that Larry wanted to continue to pursue his medical degree, and no matter his pro-day numbers, this had to alarm some teams.

But not so much the Chiefs.

"When I think you do your research, you want to see, is he mature enough to handle both loads?" Chiefs general manager John Dorsey said. "Is he strong enough mentally to handle both? And I think he can do that. Then you marvel and you watch him grow. You marvel his athleticism and you see his true innate strength, and you go, 'Holy crap, he can do both of them.'"

"I think that's a credit to those regional scouts doing their homework and really digging and kind of getting to know him and maybe sitting and taking him out to lunch or dinner and just finding out what makes him tick."

On January 18, 2014, Larry was one of only two players in the Canadian Interuniversity Sport (CIS) to be represented in the East-West Shrine Game held in St. Petersburg, Florida, and his performance there stood out in particular to Dorsey.

"Where it began to finish and flash, you go back to the East-West Game, because he held his own," Dorsey said. "Then you watch him play against junior college teams. What you always saw was the athleticism and the lateral agility and the strength with the hands. Those were the things you saw, and if you could dominate at a lower level, then you have a chance."

Dorsey and the Chiefs felt Larry had "enough of a chance" that they selected him with the 200th overall pick in the sixth round of the 2014 NFL Draft. Five days later, he was selected in the third round of the CFL Draft, his Canadian draft stock having slipped due to his selection in the NFL Draft.

But despite his selection to both leagues, Larry knew where he was headed. He never gave it a second thought.

"My goal was always the NFL because it's the biggest league," he said. "But at the same time, football is my passion, and wherever you get drafted, whatever rank, whatever round, as long as you get drafted to a team, then it's your job to go on the field and prove yourself. So I was not impressed and I was not scared about where I was going to come out, I just wanted to have a team and to be able to prove myself."

On day three of the 2014 NFL Draft, a former Kansas City Chiefs long snapper named J.P. Darche was not watching. He was at one of his sons' baseball games when he picked up his cell phone.

Coach Quiviger, his former teammate at McGill, was on other the line.

"Hey, you won't believe it," Quiviger said. "Larry got drafted to the Chiefs."

Darche grew up in the greater area of Montreal, attended medical school at McGill, played on the football team and was drafted to the CFL in 1999. In 2000, he moved onto the NFL with the Seattle Seahawks, where he would spend the next seven years, before moving onto the Chiefs in 2007.

When his career ended in Kansas City in 2008, he decided to raise his children there, later restarting med school at Kansas University in 2010.

Of the 32 possible locations, Larry, who Darche had met through Quiviger, was heading right for him.

"I guess it was meant to be," Darche later said.

Rather than coming to America with no guidance, Larry was drafted to Kansas City, where Darche took him under his wing in the summer of 2014.

"Shortly after he got here, I invited him over," Darche said. "I had him over to the house for a

home-cooked meal, and we kind of got away from the whole football thing. It was cool because we're both French-speaking. We're kind of the same background."

Darche would serve as a mentor for Larry, something he needed especially in 2014, when everything was new and he did not play in a single game for the Chiefs.

For any player, that could be frustrating, but it was that year in which Larry said he learned "everything" about the NFL game.

"I think for me, coming from a small school football-wise in Canada and getting drafted in the NFL, that was a big step and there were a lot of things I had to learn," Larry said. "That first year, for me, was really, really critical. Even though I didn't get to play, I learned the whole playbook. I learned new rules ... You learn how to deal with a real bull rush from a 340-pound defensive lineman. There was really a learning curve for me."

Larry put that year to good use, and then parlayed his knowledge of the playbook with a strong offseason workout regimen.

"I really trained with the mindset that next year is my year," Larry said. "When I presented myself to training camp [in 2015], I was really focusing on that goal to be a starter."

The difference in Larry showed something to head coach Andy Reid, who named him just that to open the 2015 regular season.

"When I played my first snap in Houston in 2015, I was confident," he said. "I felt good about myself. But I realized there were a lot of things that I needed to work on and I was way far from being perfect, but I was feeling good about it."

After just three games, however, Larry was benched.

"I was not playing good football, especially against the Packers," he said. "I really took those three weeks to go back to the basics. Now I knew what it was like to play on the field—let's think about what I can do better. Why am I doing all those drills? And when you get some reps on the field, you can relate it to practice ... I think during those three weeks I really went back to the fundamentals. After that, when I got my other chance, I was a more mature, more confident player."

Larry was reinserted back into the lineup at right guard four weeks later, and he would remain there the rest of the regular season.

The only game he could not play in after that was against the New England Patriots in the Divisional Round after suffering a concussion in the Wild Card Round against the Houston Texans.

"That's something that's difficult with football," he said. "You never know when your last snap is going to be. For me to play that last snap in the second quarter of the Texans game, it kind of left me hungry and I'm really looking forward to 2016."

Larry temporarily switched his focus back to medical school this past offseason.

When NFL players are encouraged to take a break from training right after the season, he began his internal medicine rotations, which can keep students on the medical floor up to 16 straight hours at a time.

He figured the beginning of the offseason was the perfect time for such a schedule because he didn't need to be in the gym as frequently.

His emergency rotations later on in the summer were only eight hours apiece, allowing him to follow the Chiefs training schedule during off hours.

Doing both is "not that hard," so he says. It is the switching of mentalities that is the most difficult.

"You go from really, really high emotional states, like when you're on the field winning, to the week after—you're waking up at 6 in the morning, you're on the floor at 6:45 and you're dealing with all kinds of different medical issues and personalities," he said.

That considered, he managed to seamlessly do both once again this offseason, as he arrived to training camp in St. Joseph the team's starter at right guard and did not miss a beat this preseason.

Dorsey recently weighed in as to how far Larry has come on the football field since his rookie year in 2014.

"I think he's got every combination to succeed in the National Football League," he said. "I think one, he's got toughness. I think his hands are better. I think he is strong. I think he could hold up and lock guys. I think what he's done by playing [in 2015], what gives all rookies fits is that. When stunts begin to flash in front of you, he's actually begun to have more patience and sit in there and he can only get better now."

The precision that made Larry a 4.0 medical student has translated to his play.

No one really knows how far Larry will go in the game of professional football, as in each of his first two seasons, he has only continued to get better and better.

The thing is, though, that this phenomenon is not new. It is a trend that started at McGill and has only continued in Kansas City.

Reid has said a countless number of times that he will always play his team's best five offensive linemen, so when you multiply that across the 32-team league, that makes Larry one of the 160 best players at his position in the entire world.

Many try, but few are able to accomplish it.

"To have the opportunity to play pro sports at the highest level, which is the NFL, is something an incredibly small percentage of people get to do," his mentor, Dr. Delaney, said. "It's a little fraternity and club that he'll always have."

But to Delaney, that pales in comparison to what Larry will truly be remembered for—and that is, in his own words, "touching people and affecting them" in a positive way as a medical doctor.

"I hope [him being a doctor] is, in retrospect, more valuable than his NFL career," he said. "It may or may not be, but I think it will be because it probably will come to define him. He will be the doctor who played in the NFL. At some point, he will not be the NFL guy who is also learning to be a doctor. I see 30 years from now, obviously he'll always be a big guy right? So he'll get people's attention. But the NFL stories will fade a bit.

"Well, you know Dr. Duvernay-Tardif played in the NFL.'

"[His patients] won't know him as that. They'll know him as a really good doctor and a really good teacher. Who they'll remember—someone will tell the story of when he played in the NFL—but they'll be more impressed with the person and the physician they're dealing with."

In 2016, Larry will play his third season in the league, and that will follow with four more months of medical school before he will officially be "Dr. Duvernay-Tardif."

And who knows?

Larry is already teasing the idea of putting "Duvernay-Tardif, MD." on the back of his game jersey for 2017.

(Marcus Peters)

Chiefs' Marcus Peters chosen AFC defensive player of the week

Terez Paylor
Kansas City Star
September 28, 2016

The honors keep rolling in for Chiefs cornerback Marcus Peters.

On Wednesday, Peters was chosen AFC defensive player of the week for his two-interception performance in the Chiefs' 24-3 win over the New York Jets on Sunday.

This marks the second time Peters has won the award during his career. He also won it in December, when he recorded two interceptions in the Chiefs' 34-14 win over the Baltimore Ravens.

Peters, 23, has recorded 12 career interceptions during the regular season. He nabbed a league-high eight last year, when he also led the NFL in pass defended with 26, made the Pro Bowl and was named the league's defensive rookie of the year.

His success has caught the attention of Pittsburgh Steelers quarterback Ben Roethlisberger, who will face Peters and the Chiefs at 7:30 p.m. Sunday at Heinz Field.

"He catches every ball that is thrown his way," Roethlisberger said, with a chuckle, when asked what stands out about the Chiefs' second-year corner. "What a phenomenal player." Roethlisberger said Peters' ball skills are special.

"Offensive guys always make fun of defensive players — they play defense because they can't catch," Roethlisberger said. "Well, he can catch everything. It hits him in the hands, he catches it. It bounces in the air, he catches it."

But it's not just the ball skills, Roethlisberger said. It's the consistency with which he uses them. "The way that he reads routes, the way that he jumps routes, it just seems like he almost has the team's offensive playbook," Roethlisberger said.

And even though it's difficult to completely avoid a cornerback in today's NFL — you have to just pick your battles, he said — Roethlisberger added that Peters' playmaking flair forces offenses to account for his presence.

"There's some corners out there — like Marcus, (Richard) Sherman, (Josh) Norman, (Darrelle) Revis and (Patrick) Peterson — that you can't avoid, but you've got to know "where they are," Roethlisberger said. "And you also have to have faith and trust in yourself and your receiver." Sunday's game will mark Roethlisberger's first time facing Peters. The Chiefs beat the Steelers 23-13 last October, but Roethlisberger missed the game with a knee injury.

(Alex Smith)

Alex Smith sheds Captain Checkdown label, becomes Captain Comeback

BY SAM MELLINGER
Kansas City Star
September 11, 2016

The moment that must've seemed impossible during Alex Smith's career, and that certainly appeared impossible on a gorgeous fall afternoon, felt like being sideswiped by a racehorse.

Football careers and reputations are made in these blinks, between all the violence, and when Smith saw the defender play the pitch he tucked and dived for the goal line, a dozen years in the NFL making him well aware that he was now less of a quarterback than a billiards ball. The defensive end trucked him from the side, and two linebackers led their shoulders to his helmet.

The Chiefs quarterback heard "touchdown" over the loudspeakers. He fist-pumped a little. He slapped hands with his teammates. The modern NFL means no celebration is official until further review.

So Smith walked to an open space, watched the replay on the video board (he couldn't tell much) and waited for the official to confirm what everyone left from a sold out crowd hoped to be true — that the quarterback who couldn't come back had just finished the greatest comeback in Chiefs history with a 33-27 overtime win over the Chargers in the season opener at Arrowhead Stadium.

Those first few seconds were chaos, Chiefs players and coaches swarming each other in what must've been at least a half dozen mini mosh pits. Smith, who typically shows all of the emotion of a shoelace, went bonkers. He screamed. He raised his arms. He cursed into the noise. He punched the air, strutting toward the seats, swarmed by photographers, his finest single moment in four years with the Chiefs.

The most anticipated and promising Chiefs season in at least a decade began in as wild, confounding, agonizing and ultimately inspiring way possible. It was, basically, their 2015 season — from 1-5 to a playoff win — played out in game form.

There are any number of ways to quantify how unlikely this all was. The empty seats were a clue, at least one-third of fans leaving sometime between halftime and a rally from 21 points down that took a series of twists you wouldn't believe in a movie. Using Pro Football Reference's win probability calculator, there was a point in the fourth quarter the Chiefs were less likely to win than the Royals' low point in the 2014 Wild Card Game.

Neither Smith nor the Chiefs, have ever seen anything quite like this. It's the biggest comeback since the franchise was born, and the first time the Chiefs have won with Smith leading a late touchdown drive that broke a tie or erased a deficit.

He is Captain Checkdown, not Captain Comeback, and by now tired "game manager" quips didn't appear out of thin air. Smith is 3-40-1 when his opponent scores 24 or more points, and just for context that win percentage (.069) is around one-third as well as all teams did last year (.211).

Before Sunday, he had won just one of 13 such games with the Chiefs, and fans of a certain intensity will remember the win came when Jamaal Charles essentially turned simple screen passes into unstoppable forces in Oakland three years ago.

Len Dawson, the Hall of Fame quarterback and broadcaster, sat on a chair in the winning locker room. More than 50 years he's been around this game, and he couldn't immediately think of anything like what he'd just seen.

"From their point of view," he said, "it should've been (over)."

This was a grinder's comeback. The Chiefs got some breaks — the Chargers went into a sort of prevent offense, and the officials may have missed a push off by Travis Kelce on a key play in overtime — but they did this as a comeback of a thousand cuts rather than a few enormous blows.

There was no blocked punt, no pick-six, no single dynamic play. Just a stubborn refusal to accept the scoreboard, and perhaps the confidence of pulling off a similarly improbable comeback over the 2015 season's final 10 games.

At halftime, Smith — cliched even in rallying cries — talked about needing to go play by play because there is no such thing as a 17-point play. Mitchell Schwartz, the new right tackle, talked of coming back from 28-3 a few years ago with the Browns — the greatest comeback by a road team in league history. Spencer Ware remembered a wild game in high school, back in Cincinnati.

"We know what's in us," Ware said. "We were down. No energy. Not really any big plays, but we just believed in ourselves. In the system. Believed in the coaches."

We can all remember moments, either from a game we played or one we watched, but those are lifetime memories precisely because they are so rare. What are the chances, when the defense is being torn apart from the middle, and the offense can only move sideways?

Asked after the game at what point he believed the Chiefs were going to win, Smith immediately changed the question, and couched it — "not that we were going to win, but I knew we had a shot, twice." It was that kind of game.

Smith's long track record aside, maybe these Chiefs were the perfect team to pull this off. What they did last year was remarkable, and must have convinced them on some base level that odds don't matter. This is also, for the most part, a group that's been around — and been around *together*. Andy Reid, for all of the fair criticism he takes, is a damn good coach who's worked and won more games than all but two other head coaches in the league.

This isn't a group likely to get flustered, is the point.

"Normal human reaction, I think it probably takes the first score to kind of get the ball rolling and really believe it," Schwartz said. "But if you're just out there going through the motions, you're not going to get that first score anyway."

The comeback came in relentless swings of the ax — a short touchdown to Tyreek Hill on a wide receiver screen, a beautiful back-shoulder pass from Smith to Jeremy Maclin, another pass to Maclin after an awful punt just after the 2-minute warning, and a suddenly stingy defense holding up enough to make it all matter.

NFL life moves fast. Sometimes brutally so. The euphoria of this win will wear off — the coaches will make sure of that — and reality will set in that just as losing the opener would not have doomed the season, winning the opener crowns nothing.

Smith himself winked at that, breaking off an answer to a softball question to point out how poorly the Chiefs played for the first 2 1/2 quarters. In that way, this may be the perfect sort of outcome — a division win, with enough highlights to validate an offseason of hype to the public and enough problems to keep everyone in the building honest.

"This could be huge for this team," Dawson said. "I mean, it could be *huge*."

When Smith was done with reporters, he began to walk away from the microphone. Someone noticed some swelling on his throwing elbow. Wins don't come for free. Smith tried to laugh it off, then walked into the hallway, where friends and family screamed and hugged him before he even had both feet through the door.

(Cairo Santos)

Cairo Santos kicks walk-off for first time in NFL career

BLAIR KERKHOFF
Kansas City Star
November 13, 2014

CHARLOTTE, N.C. - The Chiefs hadn't played a regular-season game at Carolina since 2008, two years before kicker Cairo Santos enrolled at Tulane.

But a key to Santos' productive day, which included the game-winning field as time expired in the Chiefs' 20-17 victory over the Panthers was familiarity.

The Chiefs played a preseason game at Bank of America Stadium in 2014, when Santos was an undrafted free agent battling veteran Ryan Succop for the job.

Santos remembered a well-kept turf, short grass and few problems with the conditions for the kicking operation.

"It helped knowing that coming into this game," Santos said.

So when Santos and the kicking operation calmly took the field after the Chiefs called a time out with four seconds to play, they were ready.

Marcus Peters had just turned in the defense's second remarkable play of the quarter when he wrestled the ball away from Kelvin Benjamin to give the Chiefs possession at the 29 with 29 seconds remaining. That came a few minutes after Eric Berry's interception return gave the Chiefs' new life in a game it never led until the clock read 0:00.

"I thought this thing was going to overtime," Santos said. "I was just hanging out, and I watched Marcus strip the ball. I jumped up to get my helmet."

Santos quickly kicked a couple into the net to warm up on a chilly afternoon. A Spencer Ware run went for 11 yards, and quarterback Alex Smith kept the final offensive snap and fell into the middle of the field at the 18.

The field goal was spotted at 27, making it a 37-yard attempt. James Winchester's snap was perfect to holder Dustin Colquitt and Santos kicked it through as time expired.

"I told myself don't rush it, take is slow," Santos said. "Take the steps slow."

The first walk off field goal in Santos' NFL career didn't ignite a wild celebration scene. Santos got a hug from Winchester and another from tight end Travis Kelce, but it seemed almost like a routine moment.

With Santos it's becoming that way. His perfect day on Sunday pushed his field goal success rate to 88 percent, 22 of 25. Sunday marked the fifth time in his career that made four field goals in one game.

Naturally, Santos remembers the misses, like the short attempt that banged off an upright at Indianapolis two weeks ago. But it's all part of the confidence-building process.

“There are kicks I’d like to have back this season, some short ones,” Santos said. “But all those misses taught me a lot of things. I credit the confidence and the ability I have today to the ups and downs you go through as a kicker.

“Right now, it feels great, the way I’m kicking.”

(Eric Berry)

Eric Berry's pick-six helps him pick up weekly award

Blair Kerkhoff

Kansas City Star

November 16, 2016

Chiefs safety Eric Berry's game-turning play in last Sunday's victory at Carolina helped earn him AFC Defensive Player of the Week honors.

Berry picked off an underthrown Cam Newton pass and returned it for a 42-yard touchdown in the fourth quarter of Sunday's 20-17 victory.

The Chiefs' lone touchdown plus a two-point conversion cut the deficit to 17-14 and changed the game's momentum.

Berry's return included two spin moves which helped him move across the field and beat Newton and other tacklers to the pylon.

"So many things went right on that play," Berry said. "It was a great call. It was planned on the sideline on the previous drive. Everybody was in tune and it was run perfectly."

Although if he had to do it over again, Berry would have tucked the ball after the pick. Berry palmed the football for the first part of its return and if intended receiver Greg Olsen had been closer in pursuit, he would have been able to slap the ball out of Berry's hands.

When Berry got to the sideline, wide receivers coach David Culley offered a reminder, and so did Berry's dad, James.

"My dad texted me right after the game and that's the first thing he said," Berry said.

All's well that ends well. Berry had his second interception of the season and the fourth defensive touchdown in his career. He's tied for fourth in that category in team history.

In the game, Berry also had a team-high nine tackles, including one for loss and two passes defended.

(Rakeem Nunez-Roches)

After making his first NFL start, Chiefs' Rakeem Nunez-Roches is ready for more

Blair Kerkhoff
Kansas City Star
November 18, 2016

As they sat down for dinner last Saturday, Rakeem Nunez-Roches felt the need to preface the message he was about to deliver to his mother.

"I'm going to tell you something, but I don't want you to go crazy," Nunez-Roches told Nancy. "Then I told her.

"She went crazy, and started crying."

They were tears of joy. Nunez-Roches, the Chiefs' second-year defensive lineman, had just told her he was about to make his first NFL start.

Nunez-Roches made the most of the opportunity, recording four tackles, one solo, in the Chiefs' 20-17 victory at Carolina. He played 32 of 73 snaps and was typically energetic on all of them. His best moment came when he nearly recorded a sack of Cam Newton, who got off the throw about the time Nunez-Roches arrived.

The effort reflected what the Chiefs have seen in practices.

"We know we're getting a high-motor guy," Chiefs defensive coordinator Bob Sutton said.

Nunez-Roches, a native of Belize, moved to the United States with his mom when he was 8. The Chiefs made him their sixth-round pick out of Southern Mississippi in 2015. He appeared in seven games with four tackles last season.

"When he was a rookie, we said you just can't cut him," Chiefs linebacker Derrick Johnson said. "He has more energy than anybody on the field, even (defensive backs). Teams throw it downfield and he's chasing guys.

"The hustle he has in his soul helps us. He's a small guy, but he has a lot of fight in him."

Small for a defensive lineman, anyway, at 6-2, 307 pounds. And that contributed to the uncertainty Nunez-Roches faced entering this season.

When the Chiefs took Chris Jones with their first draft selection for 2016, the interior line was getting crowded. And when the Chiefs suddenly found themselves in need of offensive linemen early in the season, the roster was shuffled and Nunez-Roches was waived.

“At that point, I didn’t think about anything,” Nunez-Roches said. “I got closer to my faith. I don’t worry about the things I can’t control.”

But Nunez-Roches didn’t abandon the notion that he belonged in the league. Before the week was over, the Chiefs brought him back to their practice squad.

As the season unfolded, the defensive line started taking injury hits. Allen Bailey was lost for the season with a torn muscle in his chest, and more recently Jaye Howard suffered a hip injury. Howard didn’t play against the Panthers, and that’s when Nunez-Roches stepped in.

Howard didn’t practice on Friday, so it may be more action for Nunez-Roches as the Chiefs take on the Tampa Bay Bucs at Arrowhead Stadium on Sunday.

If so, no revelations at dinner will be required, but a postgame hug similar to the one that occurred at Carolina that conveyed a sense of accomplishment and relief, would be in order again.

To see everything pan out,” Nunez-Roches said, “she told me how proud she was of me and to never lose faith.”

(Spencer Ware)

Winning is the milestone that matters most to Chiefs running back Spencer Ware

Blair Kerkhoff
Kansas City Star
November 18, 2016

The evolution of Spencer as the Chiefs' top running back was not one that followed a typical progression of a player going from high school star to college star to impact player in the NFL.

Consider a couple of statistical notes.

Although Ware has played running back in the NFL and college, he hasn't led a team in rushing yards. He does now, with 572 heading into Sunday's game against the Tampa Bay Buccaneers at Arrowhead Stadium.

Ware is also on pace to surpass 1,000 rushing yards in a season for the first time in his life. The closest he has come is 982 yards gained during his junior year as a dual-threat quarterback at Princeton High in Cincinnati.

This comes as news to Chiefs co-offensive coordinator Matt Nagy.

"Really?" Nagy said. "What I know is he comes to work every day, he never complains or bickers. He never asks for the football. He just shows up and asks what he can do."

Ware is mindful of such milestones ... but he's focused on team goals.

"I wouldn't know how that would feel, so that would definitely be a milestone for me as a runner," Ware said of the 1,000 yards. "Shoot, it would mean a lot. But I care more about winning. I just want my team to play good and win."

That makes this potentially the best of all possible seasons for Ware. He has become the Chiefs' primary ball carrier, and in some games their top receiver. And that's for a team that leads the AFC West with a 7-2 record.

In the Chiefs' season opener against the Chargers, Ware had 129 receiving yards. He rushed for a career-best 131 in their victory at Oakland.

In last weekend's victory at Carolina, the Chiefs offense couldn't get into the end zone against the Panthers' stout defense. But Ware rushed for 61 yards on 13 attempts, with no gain bigger than his 11-yarder up the middle after a crucial takeaway by teammate Marcus Peters in the final minute. Ware's rumble reduced the yardage and risk of Cairo Santos' game-winning 37-yard field goal.

Toughness is Ware's calling card. He's listed at 5 feet 11, 229 pounds and his NFL Scouting Combine report called him "a no-nonsense runner that openly looks for contact."

That same report said he "lacks the speed to be a game changing runner, or an every down back." But what it didn't measure was Ware's football IQ, which coaches have raved about since high school.

Bill Leach, Ware's head coach at Princeton High, remembers a conversation as they returned from the U.S. Army All-America Game, where Ware rushed for 65 yards on eight attempts. Leach was curious about what Ware saw on a play that appeared to be going nowhere but that Ware turned into a 6-yard gain.

"He starts describing the run and how after he got the ball the game slowed down," Leach said. "He saw one lineman take this guy, another take that guy, saw where he had to cut and make his next move."

"Some guys put their heads down and go toward the end zone. Spencer figured out how things worked."

The same quality helped Ware gain 1,249 rushing yards over three seasons at LSU. Frank Wilson was the Tigers' running backs coach then, with a bevy of talent at his disposal.

Ware stood out for two reasons.

"His smartness and toughness," said Wilson, now the Texas-San Antonio head coach. "Spencer would go into a game and recognize the defensive front, the coverage, help make sure we were in the right protection."

Ware said he has always been a student of the game, dating to his pre-high school days.

"I started paying attention in little league," Ware said. "I really wanted to be a quarterback. Even at that age I started kind of studying myself and thinking of ways I could get better."

Those attributes have helped Ware succeed when he's been given the opportunity. At LSU from 2010-12, Ware arrived on campus with Alfred Blue (now with the Houston Texans) and joined

Stevan Ridley (now with the Atlanta Falcons) and later became teammates with Jeremy Hill (now with the Cincinnati Bengals). The program earned the nickname "Running Back U."

Ware played immediately at LSU but always shared time. His sophomore year was his most productive, as he rushed for 707 yards and eight touchdowns, making the coaches' All-SEC second team in a season that ended with a loss to Alabama in the BCS National Championship Game.

His college career concluded with 1,653 combined rushing and receiving yards and a haul of 12 touchdowns. He also threw a touchdown pass. No surprise there; Ware was a four-year starting quarterback at Princeton. In the second game of his high school career, he accounted for six touchdowns.

"He was as good a passer as anybody, and he wasn't just a football player who could throw," said Leach, his high school coach. "He could throw it a mile with a nice touch.

"That's one of the things that made him special. He could throw a dig route, a post, a go, all the throws good quarterbacks make."

Ware was an athlete for all seasons, too, hitting .400 as an outfielder/shortstop/pitcher who went on to play 21 games as an outfielder for LSU in 2011.

When it came time to pick a college, the recruiters knew their way to Leach's office. Brian Kelly, then at Cincinnati, was among the first to show serious interest. Ohio State had a home-state advantage, and activity stopped at the school when then-Buckeyes coach Jim Tressel paid a visit.

But Ware's mind drifted south.

"I wanted to go to a winning program," Ware said. "And I felt like the SEC was the best conference, and I wanted to win national championships in football and baseball. What other school could offer that?"

Wilson, LSU's running backs coach, finished the recruiting process for LSU. A scholarship offer was a no-brainer after Ware's appearance at a summer camp.

"He was phenomenal in camp," Wilson said. "Then we followed him during his senior year, and he continued to dominate."

But would Ware's game translate to the NFL?

When the Seahawks made Ware their sixth-round selection in the 2013 NFL Draft, the choice was questioned. Seattle seemed set at the position, with Marshawn Lynch and Robert Turbin,

and the Seahawks had selected Christine Michael from Texas A&M with their second-round pick.

In Seattle for training camp, Ware played some fullback along with tailback and was on the Seahawks' kick-coverage teams. He made the team, but an ankle injury ended his season after two games as Seattle went on to a Super Bowl title.

Ware signed a free-agent deal with the Chiefs at the end of the 2014 season. Last year, he was promoted from the practice squad after Jamaal Charles tore his ACL in Week 5. Ware was third on the depth chart behind Charcandrick West and Knile Davis.

Ware played sparingly in his first four games, but in a 33-3 victory at San Diego he rushed for 96 yards on 11 carries. A week later, he went for 114 in a victory over the Bills. The Chiefs went 11-2, including their playoff victory at Houston, using West and Ware as their primary running backs.

After the season, both players signed contract extensions on the same day. Ware's deal is worth \$3.6 million for two years.

Even with that financial security, team accomplishments remain Ware's objective.

"As far as my individual stats go ... if we win, everybody's going theirs, in some way, shape or form," Ware said. "A lot of people have (good) statistics, but they haven't won, haven't won anything. I've never been one of those players."

Defensive Stats

2016 REGULAR SEASON KANSAS CITY CHIEFS DEFENSIVE STATS (Through Week 12)

POS.	PLAYER	SOLO	ASST.	TOTAL	TFL	SACKS/YDS.	PR	FR	FF	INT/YDS.	PD
ILB	Johnson, Derrick	60	20	80	7	1.0/8	2	0	0	1/55	3
SS	Berry, Eric	43	14	57	1	0.0/0	0	0	0	2/42	7
DB	Nelson, Steven	38	5	43	2	0.0/0	1	2	0	0/0	10
DB	Parker, Ron	36	7	43	1	0.0/0	0	0	2	0/0	8
DB	Gaines, Phillip	38	2	40	0	0.0/0	0	0	2	1/0	7
DB	Peters, Marcus	27	9	36	0	0.0/0	0	3	1	5/47	15
DB	Sorensen, Daniel	31	4	35	3	1.0/8	3	0	1	2/48	3
LB	Wilson, Ramik	24	10	34	2	0.0/0	0	1	1	1/6	1
OLB	Zombo, Frank	23	11	34	3	1.0/5	2	0	1	0/0	1
DE	Ford, Dee	22	10	32	11	10.0/53	14	0	1	0/0	2
OLB	Hali, Tamba	20	8	28	2	2.5/18	5	1	0	0/0	0
DT	Howard, Jaye	18	5	23	2	1.0/8	7	0	0	0/0	0
LB	March-Lillard, Justin	15	7	22	1	0.0/0	0	0	0	0/0	2
DT	Poe, Dontari	10	8	18	1	0.5/3	7	0	0	0/0	2
DL	Jones, Chris	8	9	17	4	2.0/19	5	0	0	0/0	2
DL	Nunez-Roches, Rakeem	10	6	16	3	0.0/0	1	0	0	0/0	0
CB	Acker, Kenneth	14	0	14	0	0.0/0	0	0	0	0/0	3
LB	Houston, Justin	12	0	12	5	3.0/17	4	0	1	0/0	1
DB	White, D.J.	10	1	11	0	0.0/0	0	0	0	1/0	3
DE	Reyes, Kendall	6	2	8	2	1.0/4	4	0	0	0/0	1
DE	Bailey, Allen	5	2	7	1	0.0/0	0	0	0	0/0	0
DE	Williams, Nicholas	4	1	5	0	0.0/0	0	0	0	0/0	0
DE	Jenkins, Jarvis	2	0	2	0	0.0/0	0	0	0	0/0	0
LB	Alexander, D.J.	1	0	1	1	0.0/0	0	0	0	0/0	0
LB	Moses, Dezman	0	1	1	0	0.0/0	0	0	0	0/0	0
TOTALS		477	142	619	52	23.0/142	55	7	10	13/198	71

2016 REGULAR SEASON CHIEFS SPECIAL TEAMS STATS

POS.	PLAYER	TKIS.	ASST.	TOTAL
LB	Alexander, D.J.	7	3	10
WR	Hill, Tyreek	3	2	5
DB	Murray, Eric	5	0	5
TE	O'Shaughnessy, James	2	2	4
WR	Robinson, Demarcus	4	0	4
FB	Sherman, Anthony	4	0	4
DB	Sorensen, Daniel	3	1	4
TE	Harris, Demetrius	3	0	3
WR	Thomas, De'Anthony	2	1	3
WR	Wilson, Albert	1	1	2
LS	Winchester, James	2	0	2
CB	Acker, Kenneth	0	1	1
LB	Moses, Dezman	1	0	1
DB	Nelson, Steven	1	0	1
K	Santos, Cairo	1	0	1
LB	Smith, Terrance	0	1	1
OLB	Zombo, Frank	1	0	1
TOTALS		40	12	52

DEFENSIVE SCORES

INT (3) (3:44) (No Huddle, Shotgun) R.Fitzpatrick pass short right intended for M.Forte INTERCEPTED by D.Johnson at KC 45. D.Johnson for 55 yards.**vs.NYJ (09/25/16)**

(10:51) (Shotgun) C.Newton pass short left intended for G.Olsen INTERCEPTED by E.Berry [D.Sorensen] at CAR 42. E.Berry for 42 yards.**at CAR (11/13/16)**

(:58) (Shotgun) D.Brees pass short middle intended for W.Snead INTERCEPTED by D.Sorensen (E.Berry) at NO 48. D.Sorensen for 48 yards. Penalty on NO-J.Evans, Offensive Holding, declined.**vs.NO (10/23/16)**

FR (0)

Safety (1) (6:20) T.Siemian sacked at DEN 0 for -8 yards (J.Houston). FUMBLES (J.Houston) [J.Houston], recovered by DEN-R.Okung at DEN -5. R.Okung tackled in End Zone, SAFETY.**at DEN (11/28/16)**

SPECIAL TEAMS BIG PLAYS

INT (0)


FR (3) C.Santos kicks 61 yards from KC 35 to NYJ 4. J.Marshall to NYJ 23 for 19 yards (A.Sherman). FUMBLES (A.Sherman), RECOVERED by KC-D.Harris at NYJ 27. D.Harris for 27 yards.**vs.NYJ (09/25/16)**

(2:16) D.Colquitt punts 53 yards to JAX 15, Center-J.Winchester. B.Walters to JAX 23 for 8 yards (D.Alexander). FUMBLES (D.Alexander), RECOVERED by KC-J.O'Shaughnessy at JAX 23. J.O'Shaughnessy to JAX 23 for no gain (A.Brown).**vs.JAX (11/06/16)**

(12:29) D.Colquitt punts 44 yards to KC 48, Center-J.Winchester. J.Norwood MUFFS catch, RECOVERED by KC-J.Winchester at KC 41. J.Winchester to KC 41 for no gain (J.Taylor).**at DEN (11/28/16)**

Regular season defensive and special teams statistics are based on press box statistics.


Game Summaries



GAME 1

Chiefs 33, Chargers 27

September 11, 2016 • Arrowhead Stadium • 73,238



San Diego Chargers 7 14 3 3 0 — 27
Kansas City Chiefs 3 0 7 17 6 — 33

KC — C.Santos 47 yd. Field Goal (7-46, 3:09)
SD — M.Gordon 1 yd. run (J.Lambo kick) (6-75, 3:24)
SD — M.Gordon 6 yd. run (J.Lambo kick) (13-80, 6:51)
SD — D.Woodhead 4 yd. pass from P.Rivers (J.Lambo kick) (6-38, 3:32)
SD — J.Lambo 29 yd. Field Goal (9-34, 4:00)
KC — T.Hill 9 yd. pass from A.Smith (C.Santos kick) (7-75, 3:15)
SD — J.Lambo 28 yd. Field Goal (9-65, 4:23)
KC — J.Maclin 19 yd. pass from A.Smith (C.Santos kick) (7-56, 2:02)
KC — C.Santos 33 yd. Field Goal (12-62, 3:40)
KC — S.Ware 5 yd. run (C.Santos kick) (4-42, 0:46)
KC — A.Smith 2 yd. run (10-70, 5:07) (10-70, 5:07)

Team Statistics	Chargers	Chiefs
First Downs	25	26
Total Net Yards	388	413
Rushes/Net Yards	32/155	19/83
Net Passing	233	330
Pass Attempts/Completions	36/25	48/34
Had Intercepted	0	1
Sacked/Yards Lost	1/10	3/33
Punts/Average	5/35.6	5/39.4
Penalties/Yards	5/30	6/46
Fumbles/Lost	0/0	0/0
Possession Time	34:01	31:06

RUSHING

KC — S. Ware 11-70, TD; A. Smith 4-15, TD; C. West 3-(-1); J. Maclin 1-(-1)
SD — D. Woodhead 16-89; M. Gordon 14-57, 2 TDs; P. Rivers 2-9

RECEIVING

KC — S. Ware 7-129; T. Kelce 6-74; J. Maclin 5-63, TD; C. Conley 4-43; C. West 6-24; D. Harris 2-20; T. Hill 1-9, TD; A. Wilson 3-1
SD — T. Williams 2-71; K. Allen 6-63; T. Benjamin 7-32; D. Woodhead 5-31, TD; A. Gates 3-20; H. Henry 1-20; D. Inman 1-6

PASSING

KC — A. Smith 48-34-363, 2 TDs, 1 INT
SD — P. Rivers 36-25-243, TD, 0 INT

INTERCEPTIONS


KC — None
SD — J. Verrett 1

SACKS

KC — D. Ford 1.0
SD — J. Attaochu 1.0; B. Mebane 1.0; C. Reid 1.0

FIELD GOALS


KC — C. Santos(47) (33)
SD — J. Lambo(29) (28) 54WR



GAME 2

Texans 19, Chiefs 12

September 18, 2016 • NRG Stadium • 71,890



Kansas City Chiefs 0 3 0 9 — 12
Houston Texans 7 6 0 6 — 19

HOU — D.Hopkins 27 yd. pass from B.Osweiler (N.Novak kick) (1-27, 0:07)
KC — C.Santos 54 yd. Field Goal (4--2, 1:17)
HOU — N.Novak 32 yd. Field Goal (14-69, 6:43)
HOU — N.Novak 24 yd. Field Goal (4-8, 0:19)
KC — C.Santos 43 yd. Field Goal (5-26, 2:50)
HOU — N.Novak 31 yd. Field Goal (11-47, 5:22)
KC — C.Santos 35 yd. Field Goal (8-52, 2:00)
HOU — N.Novak 43 yd. Field Goal (11-49, 4:38)
KC — C.Santos 30 yd. Field Goal (10-76, 2:07)

Team Statistics	Chiefs	Texans
First Downs	14	15
Total Net Yards	291	351
Rushes/Net Yards	19/119	34/97
Net Passing	172	254
Pass Attempts/Completions	37/20	33/19
Had Intercepted	0	2
Sacked/Yards Lost	4/14	2/14
Punts/Average	6/47.5	5/49.8
Penalties/Yards	9/77	5/44
Fumbles/Lost	3/3	0/0
Possession Time	26:01	33:59

RUSHING

KC — C. West 6-61; S. Ware 10-57; A. Smith 2-2; T. Hill 1-(-1)
HOU — L. Miller 25-83; A. Blue 5-11; J. Grimes 1-8; B. Miller 1-(-2); B. Osweiler 2-(-3)

RECEIVING

KC — J. Maclin 6-68; S. Ware 2-48; T. Kelce 5-34; C. Conley 2-15; A. Wilson 2-11; T. Hill 2-8; C. West 1-2
HOU — D. Hopkins 7-113, TD; W. Fuller 4-104; S. Anderson 2-15; L. Miller 2-14; J. Grimes 1-13; R. Griffin 1-5; B. Miller 1-3; C. Fiedorowicz 1-1

PASSING

KC — A. Smith 37-20-186, 0 TDs, 0 INT
HOU — B. Osweiler 33-19-268, TD, 2 INT

INTERCEPTIONS

KC — M. Peters 2
HOU — None

SACKS

KC — T. Hali 1.0; D. Johnson 1.0
HOU — J. Simon 1.5; J. Watt 1.5; B. McKinney 1.0

FIELD GOALS

KC — C. Santos(43) (35) (30) (54)
HOU — N. Novak(32) (24) (31) (43) 57SH



GAME 3
Chiefs 24, Jets 3



September 25, 2016 • Arrowhead Stadium • 71,587

New York Jets **0 3 0 0 — 3**
Kansas City Chiefs **7 10 0 7 — 24**

KC — T.Kelce 12 yd. pass from A.Smith (C.Santos kick) (4-35, 2:11)
KC — C.Santos 27 yd. Field Goal (14-44, 6:59)
KC — D.Harris 27 yd. fumble return (C.Santos kick)
NYJ — N.Folk 28 yd. Field Goal (9-46, 3:56)
KC — D.Johnson 55 yd. interception return (C.Santos kick)

Team Statistics	Jets	Chiefs
First Downs	17	18
Total Net Yards	305	293
Rushes/Net Yards	22/117	27/72
Net Passing	188	221
Pass Attempts/Completions	44/20	33/25
Had Intercepted	6	0
Sacked/Yards Lost	0/0	2/16
Punts/Average	2/43.0	4/43.0
Penalties/Yards	3/15	5/59
Fumbles/Lost	3/2	1/1
Possession Time	27:55	32:05

RUSHING

KC — S. Ware 20-75; C. West 3-3; A. Smith 3-(-3); T. Hill 1-(-3)
NYJ — M. Forte 15-65; B. Powell 4-30; R. Fitzpatrick 3-22

RECEIVING

KC — T. Kelce 6-89, TD; C. Conley 3-44; J. Maclin 4-35; T. Hill 3-26; D. Harris 2-14; R. Travis 2-10; C. West 3-8; S. Ware 1-8; A. Sherman 1-3
NYJ — B. Powell 6-41; Q. Enunwa 4-37; R. Anderson 2-34; E. Decker 1-31; B. Marshall 3-27; J. Marshall 2-19; M. Forte 2-(-1)

PASSING

KC — A. Smith 33-25-237, TD, 0 INT
NYJ — R. Fitzpatrick 44-20-188, 0 TDs, 6 INT

INTERCEPTIONS

KC — M. Peters 2; E. Berry 1; D. Johnson 1; D. Sorensen 1; D. White 1
NYJ — None

SACKS

KC — None
NYJ — D. Lee 0.5; L. Mauldin 0.5; S. Richardson 0.5; L. Williams 0.5

FIELD GOALS

KC — C. Santos(27)
NYJ — N. Folk(28)



GAME 4
Steelers 43, Chiefs 14



October 3, 2016 • Heinz Field • 61,278

Kansas City Chiefs **0 0 0 14 — 14**
Pittsburgh Steelers **22 7 7 7 — 43**

PIT — D.Heyward-Bey 31 yd. pass from B.Roethlisberger (B.Roethlisberger-M.Wheaton pass) (3-32, 1:23)
PIT — A.Brown 4 yd. pass from B.Roethlisberger (C.Boswell kick) (1-4, 0:04)
PIT — A.Brown 38 yd. pass from B.Roethlisberger (C.Boswell kick) (2-40, 0:47)
PIT — J.James 9 yd. pass from B.Roethlisberger (C.Boswell kick) (10-80, 3:44)
PIT — M.Wheaton 30 yd. pass from B.Roethlisberger (C.Boswell kick) (6-75, 3:41)
KC — T.Hill 9 yd. pass from A.Smith (C.Santos kick) (7-47, 2:17)
PIT — D.Williams 2 yd. run (C.Boswell kick) (8-75, 3:49)
KC — T.Kelce 3 yd. pass from A.Smith (C.Santos kick) (7-62, 3:41)

Team Statistics	Chiefs	Steelers
First Downs	22	18
Total Net Yards	357	436
Rushes/Net Yards	18/87	26/149
Net Passing	270	287
Pass Attempts/Completions	50/30	27/22
Had Intercepted	1	0
Sacked/Yards Lost	4/17	2/13
Punts/Average	6/42.8	5/42.2
Penalties/Yards	7/40	9/68
Fumbles/Lost	3/1	1/0
Possession Time	30:36	29:24

RUSHING

KC — S. Ware 13-82; J. Charles 2-7; A. Smith 1-2; K. Davis 1-(-2); T. Hill 1-(-2)
PIT — L. Bell 18-144; D. Williams 4-7, TD; L. Jones 2-(0); S. Coates 1-(-1); B. Roethlisberger 1-(-1)

RECEIVING

KC — J. Maclin 5-78; C. Conley 6-70; A. Wilson 5-52; T. Hill 5-24, TD; T. Kelce 5-23, TD; K. Davis 2-14; S. Ware 1-14; D. Harris 1-12
PIT — S. Coates 6-79; A. Brown 4-64, 2 TDs; L. Bell 5-34; D. Heyward-Bey 1-31, TD; M. Wheaton 1-30, TD; D. Johnson 1-26; X. Grimble 1-19; J. James 2-15, TD; D. Williams 1-2

PASSING

KC — A. Smith 50-30-287, 2 TDs, 1 INT
PIT — B. Roethlisberger 27-22-300, 5 TDs, 0 INT

INTERCEPTIONS

KC — None
PIT — J. Jones 1

SACKS

KC — J. Howard 1.0; D. Ford 0.5; D. Poe 0.5
PIT — C. Heyward 3.0; V. Williams 1.0

FIELD GOALS

KC — C. Santos49RU
PIT — None



GAME 5
Chiefs 26, Raiders 10

October 16, 2016 • O.co Coliseum • 54,211



Kansas City Chiefs 7 6 10 3 — 26
Oakland Raiders 7 3 0 0 — 10

OAK — A.Holmes 3 yd. pass from D.Carr (S.Janikowski kick) (7-46, 3:02)
KC — S.Ware 2 yd. run (C.Santos kick) (10-57, 5:27)
KC — J.Charles 4 yd. run (kick failed, wr) (6-58, 3:18)
OAK — S.Janikowski 46 yd. Field Goal (5-44, 0:25)
KC — D.Poe 1 yd. run (C.Santos kick) (7-75, 3:23)
KC — C.Santos 22 yd. Field Goal (5-32, 2:47)
KC — C.Santos 44 yd. Field Goal (11-52, 5:32)

Team Statistics	Chiefs	Raiders
First Downs	22	16
Total Net Yards	406	285
Rushes/Net Yards	40/183	17/64
Net Passing	223	221
Pass Attempts/Completions	23/19	34/22
Had Intercepted	0	1
Sacked/Yards Lost	1/1	2/4
Punts/Average	3/40.7	3/53.0
Penalties/Yards	2/10	3/25
Fumbles/Lost	0/0	2/1
Possession Time	36:45	23:15

RUSHING

KC — S. Ware 24-131, TD; J. Charles 9-33, TD; C. West 3-19; D. Poe 1-1, TD; A. Smith 3-(-1)

OAK — D. Washington 10-49; D. Carr 3-8; J. Richard 4-7

RECEIVING

KC — J. Maclin 3-49; T. Kelce 3-32; S. Ware 2-32; C. Conley 3-26; A. Wilson 1-26; T. Hill 2-20; J. Charles 2-14; D. Thomas 2-14; D. Harris 1-11

OAK — A. Cooper 10-129; S. Roberts 3-29; C. Walford 2-25; M. Rivera 1-16; A. Holmes 2-11, TD; M. Crabtree 2-10; J. Richard 2-5

PASSING

KC — A. Smith 22-19-224, 0 TDs, 0 INT; J. Maclin 1-0-(0), 0 TDs, 0 INT

OAK — D. Carr 34-22-225, TD, 1 INT

INTERCEPTIONS

KC — M. Peters 1

OAK — None

SACKS

KC — D. Ford 2.0

OAK — K. Mack 1.0

FIELD GOALS

KC — C. Santos 38WL (22) (44)

OAK — S. Janikowski 52WL (46)



GAME 6
Chiefs 27, Saints 21

October 23, 2016 • Arrowhead Stadium • 76,282



New Orleans Saints 7 0 7 7 — 21
Kansas City Chiefs 14 7 3 3 — 27

NO — B.Cooks 9 yd. pass from D.Brees (W.Lutz kick) (10-80, 4:40)
KC — S.Ware 46 yd. pass from A.Smith (C.Santos kick) (5-75, 2:00)
KC — D.Sorensen 48 yd. interception return (C.Santos kick)
KC — T.Hill 38 yd. pass from A.Smith (C.Santos kick) (8-85, 4:58)
NO — M.Ingram 3 yd. pass from D.Brees (W.Lutz kick) (14-75, 8:03)
KC — C.Santos 39 yd. Field Goal (7-42, 3:36)
NO — B.Coleman 10 yd. pass from D.Brees (W.Lutz kick) (10-80, 2:27)
KC — C.Santos 41 yd. Field Goal (6-23, 2:05)

Team Statistics	Saints	Chiefs
First Downs	27	20
Total Net Yards	463	326
Rushes/Net Yards	22/104	28/112
Net Passing	359	214
Pass Attempts/Completions	48/37	24/17
Had Intercepted	1	0
Sacked/Yards Lost	1/8	0/0
Punts/Average	4/48.3	4/47.8
Penalties/Yards	10/75	4/30
Fumbles/Lost	3/1	0/0
Possession Time	32:38	27:22

RUSHING

KC — S. Ware 17-77; T. Hill 2-23; A. Smith 4-7; C. West 4-5; J. Charles 1-(0)

NO — M. Ingram 16-62; T. Hightower 5-39; J. Kuhn 1-3

RECEIVING

KC — S. Ware 2-54, TD; J. Maclin 4-40; T. Hill 1-38, TD; C. Conley 2-29; T. Kelce 2-24; D. Thomas 2-12; D. Harris 1-10; A. Wilson 1-4; C. West 1-3; A. Sherman 1-(0)

NO — M. Thomas 10-130; W. Snead 9-87; B. Cooks 7-58, TD; C. Fleener 2-44; M. Ingram 4-20, TD; B. Coleman 1-10, TD; T. Cadet 2-7; J. Hill 1-6; T. Hightower 1-5

PASSING

KC — A. Smith 24-17-214, 2 TDs, 0 INT

NO — D. Brees 48-37-367, 3 TDs, 1 INT

INTERCEPTIONS

KC — D. Sorensen 1

NO — None

SACKS

KC — D. Sorensen 1.0

NO — None

FIELD GOALS

KC — C. Santos (39) (41)

NO — None



GAME 7

Chiefs 30, Colts 14

October 30, 2016 • Lucas Oil Stadium • 65,417



Kansas City Chiefs **3 14 7 6** — **30**
Indianapolis Colts **0 7 7 0** — **14**

- KC** — C.Santos 33 yd. Field Goal (12-60, 4:40)
KC — T.Kelce 14 yd. pass from N.Foles (C.Santos kick) (6-80, 3:28)
IND — F.Gore 18 yd. pass from A.Luck (A.Vinatieri kick) (6-63, 2:51)
KC — J.Maclin 13 yd. pass from A.Smith (C.Santos kick) (3-36, 0:19)
KC — T.Hill 34 yd. pass from N.Foles (C.Santos kick) (10-75, 5:27)
IND — D.Moncrief 3 yd. pass from A.Luck (A.Vinatieri kick) (10-75, 5:29)
KC — C.Santos 22 yd. Field Goal (10-46, 5:05)
KC — C.Santos 44 yd. Field Goal (8-44, 3:34)

Team Statistics	Chiefs	Colts
First Downs	20	18
Total Net Yards	422	277
Rushes/Net Yards	27/88	21/105
Net Passing	334	172
Pass Attempts/Completions	41/25	35/19
Had Intercepted	0	1
Sacked/Yards Lost	3/16	6/38
Punts/Average	5/49.0	7/49.6
Penalties/Yards	6/40	5/45
Fumbles/Lost	0/0	3/1
Possession Time	33:36	26:24

- RUSHING**
- KC** — C. West 14-52; S. Ware 7-19; A. Smith 2-9; T. Hill 1-7; D. Thomas 2-2; N. Foles 1-(-1)
IND — A. Luck 9-60; F. Gore 9-37; R. Turbin 2-9; D. Moncrief 1-(-1)

- RECEIVING**
- KC** — T. Kelce 7-101, TD; T. Hill 5-98, TD; C. Conley 3-59; J. Maclin 3-43, TD; S. Ware 2-28; D. Harris 3-13; C. West 2-8
IND — D. Moncrief 4-41, TD; J. Doyle 2-36; P. Dorsett 5-33; E. Swoope 2-30; R. Turbin 3-25; F. Gore 2-25, TD; T. Hilton 1-20

- PASSING**
- KC** — N. Foles 22-16-223, 2 TDs, 0 INT; A. Smith 19-9-127, TD, 0 INT
IND — A. Luck 35-19-210, 2 TDs, 1 INT

- INTERCEPTIONS**
- KC** — P. Gaines 1
IND — None

- SACKS**
- KC** — D. Ford 3.5; C. Jones 1.0; F. Zombo 1.0; T. Hali 0.5
IND — E. Jackson 1.0; R. Mathis 1.0; E. Walden 1.0

- FIELD GOALS**
- KC** — C. Santos(33) (22) (44) 28RU
IND — None



GAME 8

Chiefs 19, Jaguars 14

November 6, 2016 • Arrowhead Stadium • 73,294



Jacksonville Jaguars **0 7 0 7** — **14**
Kansas City Chiefs **7 3 6 3** — **19**

- KC** — A.Wilson 23 yd. pass from N.Foles (C.Santos kick) (2-23, 0:14)
KC — C.Santos 26 yd. Field Goal (4-5, 2:06)
JAX — A.Robinson 1 yd. pass from B.Bortles (J.Myers kick) (11-88, 3:19)
KC — C.Santos 51 yd. Field Goal (4-5, 1:32)
KC — C.Santos 24 yd. Field Goal (6-25, 2:29)
KC — C.Santos 36 yd. Field Goal (9-38, 5:09)
JAX — T.Yeldon 13 yd. pass from B.Bortles (J.Myers kick) (9-61, 2:24)

Team Statistics	Jaguars	Chiefs
First Downs	25	10
Total Net Yards	449	231
Rushes/Net Yards	32/205	22/62
Net Passing	244	169
Pass Attempts/Completions	41/22	33/20
Had Intercepted	1	0
Sacked/Yards Lost	2/8	2/18
Punts/Average	4/41.8	7/50.4
Penalties/Yards	5/46	8/75
Fumbles/Lost	3/3	0/0
Possession Time	29:39	30:21

- RUSHING**
- KC** — C. West 13-39; T. Hill 2-21; K. Davis 3-10; N. Foles 3-(-3); A. Wilson 1-(-5)
JAX — C. Ivory 18-107; B. Bortles 6-54; T. Yeldon 7-33; M. Lee 1-11

- RECEIVING**
- KC** — T. Kelce 5-58; A. Wilson 3-42, TD; C. West 3-35; C. Conley 3-28; T. Hill 3-11; K. Davis 1-7; A. Sherman 1-6; J. O'Shaughnessy 1-(-0)
JAX — M. Lee 4-84; A. Robinson 7-76, TD; T. Yeldon 5-32, TD; M. Lewis 2-23; J. Thomas 2-21; A. Benn 1-16; C. Ivory 1-(-0)

- PASSING**
- KC** — N. Foles 33-20-187, TD, 0 INT
JAX — B. Bortles 41-22-252, 2 TDs, 1 INT

- INTERCEPTIONS**
- KC** — R. Wilson 1
JAX — None

- SACKS**
- KC** — D. Ford 2.0
JAX — S. Marks 1.0; D. Fowler 0.5; M. Jackson 0.5

- FIELD GOALS**
- KC** — C. Santos(26) (51) (24) (36)
JAX — J. Myers54WR



GAME 9

Chiefs 20, Panthers 17

November 13, 2016 • Bank of America Stadium • 74,181



Kansas City Chiefs **0 3 0 17** — **20**
Carolina Panthers **3 14 0 0** — **17**

CAR — G.Gano 42 yd. Field Goal (9-54, 4:11)
CAR — C.Newton 4 yd. run (G.Gano kick) (11-80, 5:44)
CAR — D.Funchess 38 yd. pass from C.Newton (G.Gano kick) (7-87, 3:36)
KC — C.Santos 47 yd. Field Goal (12-46, 1:42)
KC — C.Santos 36 yd. Field Goal (11-62, 3:19)
KC — E.Berry 42 yd. interception return (A.Smith-T.Kelce pass)
KC — C.Santos 33 yd. Field Goal (7-35, 3:09)
KC — C.Santos 37 yd. Field Goal (3-11, 0:20)

Team Statistics	Chiefs	Panthers
First Downs	18	22
Total Net Yards	256	341
Rushes/Net Yards	20/91	29/99
Net Passing	165	242
Pass Attempts/Completions	38/25	38/23
Had Intercepted	1	1
Sacked/Yards Lost	3/13	2/19
Punts/Average	5/49.0	5/44.6
Penalties/Yards	9/45	6/53
Fumbles/Lost	2/0	1/1
Possession Time	24:48	35:12

RUSHING
KC — S. Ware 13-61; A. Smith 4-13; T. Hill 1-12; C. West 2-5
CAR — C. Newton 12-54, TD; J. Stewart 13-39; F. Whittaker 2-5; T. Ginn 1-1; M. Tolbert 1-(0)

RECEIVING
KC — T. Hill 10-89; T. Kelce 3-31; A. Wilson 4-25; C. Conley 1-12; S. Ware 3-11; C. West 3-5; R. Travis 1-5
CAR — K. Benjamin 7-84; D. Funchess 3-56, TD; T. Ginn 5-44; G. Olsen 5-39; E. Dickson 1-26; F. Whittaker 1-9; C. Brown 1-3

PASSING
KC — A. Smith 38-25-178, 0 TDs, 1 INT
CAR — C. Newton 38-23-261, TD, 1 INT

INTERCEPTIONS
KC — E. Berry 1
CAR — T. Boston 1

SACKS
KC — D. Ford 1.0; C. Jones 1.0
CAR — M. Addison 1.0; K. Short 1.0; V. Butler 0.5; C. Johnson 0.5

FIELD GOALS
KC — C. Santos(47) (36) (33) (37)
CAR — G. Gano(42)



GAME 10

Buccaneers 19, Chiefs 17

November 20, 2016 • Arrowhead Stadium • 72,277



Tampa Bay Buccaneers **0 9 3 7** — **19**
Kansas City Chiefs **3 7 0 7** — **17**

KC — C.Santos 22 yd. Field Goal (14-74, 7:53)
TB — R.Aguayo 31 yd. Field Goal (9-62, 4:28)
TB — R.Aguayo 22 yd. Field Goal (10-63, 4:20)
KC — A.Smith 11 yd. run (C.Santos kick) (6-80, 3:06)
TB — R.Aguayo 41 yd. Field Goal (9-52, 1:06)
TB — R.Aguayo 36 yd. Field Goal (12-56, 5:00)
TB — A.Cross 3 yd. pass from J.Winston (R.Aguayo kick) (9-52, 5:42)
KC — A.Wilson 3 yd. pass from A.Smith (C.Santos kick) (12-78, 3:59)

Team Statistics	Buccaneers	Chiefs
First Downs	27	19
Total Net Yards	442	343
Rushes/Net Yards	34/116	21/82
Net Passing	326	261
Pass Attempts/Completions	39/24	31/24
Had Intercepted	0	1
Sacked/Yards Lost	1/5	0/0
Punts/Average	2/40.0	3/43.3
Penalties/Yards	7/42	5/30
Fumbles/Lost	2/1	2/1
Possession Time	35:18	24:42

RUSHING
KC — S. Ware 17-69; A. Smith 2-10, TD; T. Hill 1-8; T. Kelce 1-(-5)
TB — D. Martin 24-63; J. Winston 5-22; P. Barber 4-22; M. James 1-9

RECEIVING
KC — T. Kelce 7-108; T. Hill 4-53; C. West 3-42; C. Conley 4-28; A. Wilson 4-19, TD; S. Ware 2-16
TB — M. Evans 6-105; C. Shorts 5-62; R. Shepard 3-54; A. Humphries 4-47; D. Martin 3-42; C. Brate 2-18; A. Cross 1-3, TD

PASSING
KC — A. Smith 31-24-261, TD, 1 INT
TB — J. Winston 39-24-331, TD, 0 INT

INTERCEPTIONS
KC — None
TB — C. Conte 1

SACKS
KC — None
TB — None

FIELD GOALS
KC — C. Santos(22)
TB — R. Aguayo(31) (22) (41) (36)



GAME 11
Chiefs 30, Broncos 27



November 28, 2016 • Sports Authority Field at Mile High • 76,819

Kansas City Chiefs 0 9 7 8 6 — 30
Denver Broncos 0 3 7 14 3 — 27

- KC** — R.Okung tackled in end zone for a Safety
- KC** — T.Hill 86 yd. kickoff return (C.Santos kick) (0-0, 0:12)
- DEN** — B.McManus 33 yd. Field Goal (10-60, 4:17)
- DEN** — J.Taylor 6 yd. pass from T.Siemian (B.McManus kick) (12-63, 5:20)
- KC** — T.Hill 3 yd. run (C.Santos kick) (12-75, 7:07)
- DEN** — E.Sanders 35 yd. pass from T.Siemian (B.McManus kick) (4-88, 1:37)
- DEN** — B.Fowler 76 yd. pass from T.Siemian (B.McManus kick) (6-96, 2:37)
- KC** — T.Hill 3 yd. pass from A.Smith (A.Smith-D.Harris pass) (13-75, 2:48)
- DEN** — B.McManus 44 yd. Field Goal (11-49, 6:09)
- KC** — C.Santos 37 yd. Field Goal (10-46, 4:32)
- KC** — C.Santos 34 yd. Field Goal (4-32, 1:01)

Team Statistics	Chiefs	Broncos
First Downs	23	21
Total Net Yards	273	464
Rushes/Net Yards	26/83	38/124
Net Passing	190	340
Pass Attempts/Completions	44/26	34/20
Had Intercepted	0	0
Sacked/Yards Lost	6/30	5/28
Punts/Average	9/47.9	6/45.2
Penalties/Yards	9/71	15/97
Fumbles/Lost	0/0	3/1
Possession Time	37:39	37:19

RUSHING

- KC** — S. Ware 17-64; C. West 3-8; K. Davis 3-6; T. Hill 1-3, TD; A. Smith 2-2
- DEN** — D. Booker 24-79; T. Siemian 5-23; K. Bibbs 9-22

RECEIVING

- KC** — T. Kelce 8-101; T. Hill 9-52, TD; S. Ware 2-32; C. Conley 3-26; A. Wilson 2-6; D. Thomas 1-4; J. O'Shaughnessy 1-(-1)
- DEN** — E. Sanders 7-162, TD; B. Fowler 1-76, TD; D. Thomas 5-60; A. Derby 4-43; D. Booker 1-22; J. Taylor 1-6, TD; A. Janovich 1-(-1)

PASSING

- KC** — A. Smith 44-26-220, TD, 0 INT
- DEN** — T. Siemian 34-20-368, 3 TDs, 0 INT

INTERCEPTIONS

- KC** — None
- DEN** — None

SACKS

- KC** — J. Houston 3.0; T. Hali 1.0; K. Reyes 1.0
- DEN** — V. Miller 3.0; S. Ray 1.0; D. Ware 1.0; D. Wolfe 1.0

FIELD GOALS

- KC** — C. Santos(37) (34)
- DEN** — B. McManus(33) (44) 62SH

Game-By-Game Offense

2016 REGULAR SEASON CHIEFS GAME-BY-GAME OFFENSE																
	09/11	09/18 @ HOU	09/25 NYJ	10/02 @ PIT	10/16 @ OAK	10/23 NO	10/30 @ IND	11/06 JAX	11/13 @ CAR	11/20 TB	11/27 @ DEN	12/04 @ ATL	12/08 OAK	12/18 TEN	12/25 DEN	01/01 @ SD
FIRST DOWNS																
Total	26	14	18	22	22	20	20	10	18	19	23					
Rushing	6	3	4	3	11	7	2	4	8	6	5					
Passing	19	10	14	17	11	11	16	6	9	12	14					
Penalty	1	1	0	2	0	2	2	0	1	1	4					
THIRD DOWNS																
Attempts	14	14	15	17	13	9	16	14	12	8	17					
Converted	5	3	7	8	7	3	7	1	2	4	5					
Percentage	35.7%	21.4%	46.7%	47.1%	53.8%	33.3%	43.8%	7.1%	16.7%	50.0%	29.4%					
TOT. OFFENSE																
Net Yards	413	291	293	357	406	326	422	231	256	343	273					
Plays	70	60	62	72	64	52	71	57	61	52	76					
Avg./Play	5.9	4.9	4.7	5.0	6.3	6.3	5.9	4.1	4.2	6.6	3.6					
RUSHING																
Net Yards	83	119	72	87	183	112	88	62	91	82	83					
Rush. Att.	19	19	27	18	40	28	27	22	20	21	26					
Avg./Att.	4.4	6.3	2.7	4.8	4.6	4.0	3.3	2.8	4.6	3.9	3.2					
PASSING																
Net Yards	330	172	221	270	223	214	334	169	165	261	190					
Attempts	48	37	33	50	23	24	41	33	38	31	44					
Completions	34	20	25	30	19	17	25	20	25	24	26					
Intercepted	1	0	0	1	0	0	0	0	1	1	0					
Gross Yards	363	186	237	287	224	214	350	187	178	261	220					
Sacked	3.0	4.0	2.0	4.0	1.0	0.0	3.0	2.0	3.0	0.0	6.0					
Yards Lost	33	14	16	17	1	0	16	18	13	0	30					
ADVANCES																
Rushes	19	19	27	18	40	28	27	22	20	21	26					
Completions	34	20	25	30	19	17	25	20	25	24	26					
Totals	53	39	52	48	59	45	52	42	45	45	52					
PENALTIES																
Number	6	9	5	7	2	4	6	8	9	5	9					
Yards	46	77	59	40	10	30	40	75	45	30	71					
FUMBLES																
Number	0	3	1	3	0	0	0	0	2	2	0					
Lost	0	3	1	1	0	0	0	0	0	1	0					
SCORING																
Points	33	12	24	14	26	27	30	19	20	17	30					
TD Rushing	2	0	0	0	3	0	0	0	0	1	1					
TD Passing	2	0	1	2	0	2	3	1	0	1	1					
TD KO Returns	0	0	0	0	0	0	0	0	0	0	1					
TD Punt Returns	0	0	0	0	0	0	0	0	0	0	0					
TD Sp. Teams	0	0	1	0	0	0	0	0	0	0	0					
TD Def. Returns	0	0	1	0	0	1	0	0	1	0	1					
FG Attempts	2	4	1	1	3	2	4	4	4	1	2					
FG Made	2	4	1	0	2	2	3	4	4	1	2					
Safety	0	0	0	0	0	0	0	0	0	0	1					

Game-By-Game Defense

2016 REGULAR SEASON CHIEFS GAME-BY-GAME DEFENSE																
	09/11	09/18	09/25	10/02	10/16	10/23	10/30	11/06	11/13	11/20	11/27	12/04	12/08	12/18	12/25	01/01
	SD	@ HOU	NYJ	@ PIT	@ OAK	NO	@ IND	JAX	@ CAR	TB	@ DEN	@ ATL	OAK	TEN	DEN	@ SD
FIRST DOWNS																
Total	25	15	17	18	16	27	18	25	22	27	21					
Rushing	10	2	6	4	3	6	6	6	7	5	6					
Passing	12	12	9	13	13	20	12	17	13	19	12					
Penalty	3	1	2	1	0	1	0	2	2	3	3					
THIRD DOWNS																
Attempts	15	15	14	11	10	14	13	13	14	16	20					
Converted	7	4	7	6	4	9	4	5	6	11	9					
Percentage	46.7%	26.7%	50.0%	54.5%	40.0%	64.3%	30.8%	38.5%	42.9%	68.8%	45.0%					
TOT. OFFENSE																
Net Yards	388	351	305	436	285	463	277	449	341	442	464					
Plays	69	69	66	55	53	71	62	75	69	74	77					
Avg./Play	5.6	5.1	4.6	7.9	5.4	6.5	4.5	6.0	4.9	6.0	6.0					
RUSHING																
Net Yards	155	97	117	149	64	104	105	205	99	116	124					
Rush. Att.	32	34	22	26	17	22	21	32	29	34	38					
Avg./Att.	4.8	2.9	5.3	5.7	3.8	4.7	5.0	6.4	3.4	3.4	3.3					
PASSING																
Net Yards	233	254	188	287	221	359	172	244	242	326	340					
Attempts	36	33	44	27	34	48	35	41	38	39	34					
Completions	25	19	20	22	22	37	19	22	23	24	20					
Intercepted	0	2	6	0	1	1	1	1	1	0	0					
Gross Yards	243	268	188	300	225	367	210	252	261	331	368					
Sacked	1.0	2.0	0.0	2.0	2.0	1.0	6.0	2.0	2.0	1.0	5.0					
Yards Lost	10	14	0	13	4	8	38	8	19	5	28					
ADVANCES																
Rushes	32	34	22	26	17	22	21	32	29	34	38					
Completions	25	19	20	22	22	37	19	22	23	24	20					
Totals	57	53	42	48	39	59	40	54	52	58	58					
PENALTIES																
Number	5	5	3	9	3	10	5	5	6	7	15					
Yards	30	44	15	68	25	75	45	46	53	42	97					
FUMBLES																
Number	0	0	3	1	2	3	3	3	1	2	3					
Lost	0	0	2	0	1	1	1	3	1	1	1					
SCORING																
Points	27	19	3	43	10	21	14	14	17	19	27					
TD Rushing	2	0	0	1	0	0	0	0	1	0	0					
TD Passing	1	1	0	5	1	3	2	2	1	1	3					
TD KO Returns	0	0	0	0	0	0	0	0	0	0	0					
TD Punt Returns	0	0	0	0	0	0	0	0	0	0	0					
TD Sp. Teams	0	0	0	0	0	0	0	0	0	0	0					
TD Def. Returns	0	0	0	0	0	0	0	0	0	0	0					
FG Attempts	3	5	1	0	2	0	0	1	1	4	3					
FG Made	2	4	1	0	1	0	0	0	1	4	2					
Safety	0	0	0	0	0	0	0	0	0	0	0					

Individual Single-Game Highs

2016 REGULAR SEASON CHIEFS INDIVIDUAL SINGLE-GAME HIGHS				
Passes Attempted	50	Alex Smith	at Steelers	10/2
Passes Completed	34	Alex Smith	vs. Chargers	9/11
Passing Yards	363	Alex Smith	vs. Chargers	9/11
Touchdown Passes	2	Alex Smith	vs. Chargers	9/11
		Alex Smith	at Steelers	10/2
		Alex Smith	vs. Saints	10/23
		Nick Foles	at Colts	10/30
Pass Receptions	10	Tyreek Hill	at Panthers	11/13
Receiving Yards	129	Spencer Ware	vs. Chargers	9/11
Touchdown Receptions	1	Tyreek Hill	vs. Chargers	9/11
		Jeremy Maclin	vs. Chargers	9/11
		Travis Kelce	vs. Jets	9/25
		Tyreek Hill	at Steelers	10/2
		Travis Kelce	at Steelers	10/2
		Tyreek Hill	vs. Saints	10/23
		Spencer Ware	vs. Saints	10/23
		Tyreek Hill	at Colts	10/30
		Travis Kelce	at Colts	10/30
		Jeremy Maclin	at Colts	10/30
		Albert Wilson	vs. Jaguars	11/6
Albert Wilson	vs. Buccaneers	11/20		
Tyreek Hill	at Broncos	11/27		
Rushing Yards	131	Spencer Ware	at Raiders	10/16
Rushing Attempts	24	Spencer Ware	at Raiders	10/16
Rushing Touchdowns	1	Alex Smith	vs. Chargers	9/11
		Spencer Ware	vs. Chargers	9/11
		Jamaal Charles	at Raiders	10/16
		Dontari Poe	at Raiders	10/16
		Spencer Ware	at Raiders	10/16
		Alex Smith	vs. Buccaneers	11/20
		Tyreek Hill	at Broncos	11/27
Yards From Scrimmage	199	Spencer Ware	vs. Chargers	9/11
Combined Net Yards	199	Spencer Ware	vs. Chargers	9/11
Interceptions Made	2	Marcus Peters	at Texans	9/18
		Marcus Peters	vs. Jets	9/25
INT Return Yards	55	Derrick Johnson	vs. Jets	9/25
Sacks	3.50	Dee Ford	at Colts	10/30
Punts	9	Dustin Colquitt	at Broncos	11/27
Punting Average	50.40	Dustin Colquitt	vs. Jaguars	11/6
Punt Returns	4	Tyreek Hill	at Texans	9/18
Punt Return Yards	63	Tyreek Hill	at Texans	9/18
Kickoff Returns	3	Knile Davis	at Texans	9/18
		Tyreek Hill	at Texans	9/18
		Knile Davis	at Steelers	10/2
Kickoff Return Yards	86	Tyreek Hill	at Broncos	11/27
Field Goals Attempted	4	Cairo Santos	at Texans	9/18
		Cairo Santos	at Colts	10/30
		Cairo Santos	vs. Jaguars	11/6
		Cairo Santos	at Panthers	11/13
Field Goals Made	4	Cairo Santos	at Texans	9/18
		Cairo Santos	vs. Jaguars	11/6
		Cairo Santos	at Panthers	11/13
2016 REGULAR SEASON KANSAS CITY CHIEFS LONGEST PLAYS				
Run From Scrimmage	46	Spencer Ware	at Steelers	10/2
Touchdown Run	11	Alex Smith	vs. Buccaneers	11/20
Pass Reception	49	Tyreek Hill	at Colts	10/30
Touchdown Reception	46	Spencer Ware	vs. Saints	10/23
Interception Return	55	Derrick Johnson	vs. Jets	9/25
Punt Return	50	Tyreek Hill	at Raiders	10/16
Kickoff Return	86	Tyreek Hill	at Broncos	11/27
Punt	64	Dustin Colquitt	at Panthers	11/13
Field Goal	54	Cairo Santos	at Texans	9/18

Opponents Individual Single-Game Highs

2016 REGULAR SEASON OPPONENTS INDIVIDUAL SINGLE-GAME HIGHS				
Passes Attempted	48	Drew Brees	vs. Saints	10/23
Passes Completed	37	Drew Brees	vs. Saints	10/23
Passing Yards	368	Trevor Siemian	at Broncos	11/27
Touchdown Passes	5	Ben Roethlisberger	at Steelers	10/2
Pass Receptions	10	Amari Cooper	at Raiders	10/16
		Michael Thomas	vs. Saints	10/23
Receiving Yards	162	Emmanuel Sanders	at Broncos	11/27
Touchdown Receptions	2	Antonio Brown	at Steelers	10/2
Rushing Yards	144	Le'Veon Bell	at Steelers	10/2
Rushing Attempts	25	Lamar Miller	at Texans	9/18
Rushing Touchdowns	2	Melvin Gordon	vs. Chargers	9/11
Yards From Scrimmage	178	Le'Veon Bell	at Steelers	10/2
Combined Net Yards	178	Le'Veon Bell	at Steelers	10/2
Interceptions Made	1	Jason Verrett	vs. Chargers	9/11
		Jarvis Jones	at Steelers	10/2
		Tre Boston	at Panthers	11/13
		Chris Conte	vs. Buccaneers	11/20
INT Return Yards	53	Chris Conte	vs. Buccaneers	11/20
Sacks	3.00	Cameron Heyward	at Steelers	10/2
		Von Miller	at Broncos	11/27
Punts	7	Pat McAfee	at Colts	10/30
Punting Average	53.00	Marquette King	at Raiders	10/16
Punt Returns	5	Jordan Norwood	at Broncos	11/27
Punt Return Yards	34	Bryan Walters	vs. Jaguars	11/6
Kickoff Returns	4	Jalen Richard	at Raiders	10/16
Kickoff Return Yards	108	Jalen Richard	at Raiders	10/16
Field Goals Attempted	5	Nick Novak	at Texans	9/18
Field Goals Made	4	Nick Novak	at Texans	9/18
		Roberto Aguayo	vs. Buccaneers	11/20
2016 REGULAR SEASON OPPONENTS LONGEST PLAYS				
Run From Scrimmage	44	Le'Veon Bell	at Steelers	10/2
Touchdown Run	6	Melvin Gordon	vs. Chargers	9/11
Pass Reception	76	Bennie Fowler	at Broncos	11/27
Touchdown Reception	76	Bennie Fowler	at Broncos	11/27
Interception Return	53	Chris Conte	vs. Buccaneers	11/20
Punt Return	13	Adam Humphries	vs. Buccaneers	11/20
Kickoff Return	54	Quincy Enunwa	vs. Jets	9/25
Punt	62	Shane Lechler	at Texans	9/18
Field Goal	46	Sebastian Janikowski	at Raiders	10/16

Big Yardage Games

2016 REGULAR SEASON BIG YARDAGE GAMES							
100-Yard Pass Receivers							
Date	Opponent	Player	Rec.	Yds.	Avg.	LG	TD
9/11	vs. Chargers	Spencer Ware	7	129	18.4	45	0
10/30	at Colts	Travis Kelce	7	101	14.4	21	1
11/20	vs. Buccaneers	Travis Kelce	7	108	15.4	44	0
11/27	at Broncos	Travis Kelce	8	101	12.6	21	0
100-Yard Rushers							
Date	Opponent	Player	Att.	Yds.	Avg.	LG	TD
10/16	at Raiders	Spencer Ware	24	131	5.5	45	1
300-Yard Passers							
Date	Opponent	Player	Rec.	Yds.	Comp.	LG	TD
9/11	vs. Chargers	Alex Smith	48	363	34	45	2
2016 OPPONENTS BIG YARDAGE GAMES							
100-Yard Pass Receivers							
Date	Opponent	Player	Rec.	Yds.	Avg.	LG	TD
9/18	at Texans	Will Fuller	4	104	26.0	53	0
9/18	at Texans	DeAndre Hopkins	7	113	16.1	35	1
10/16	at Raiders	Amari Cooper	10	129	12.9	24	0
10/23	vs. Saints	Michael Thomas	10	130	13.0	23	0
11/20	vs. Buccaneers	Mike Evans	6	105	17.5	31	0
11/27	at Broncos	Emmanuel Sanders	7	162	23.1	64	1
100-Yard Rushers							
Date	Opponent	Player	Att.	Yds.	Avg.	LG	TD
10/2	at Steelers	Le'Veon Bell	18	144	8.0	44	0
11/6	vs. Jaguars	Chris Ivory	18	107	5.9	42	0
300-Yard Passers							
Date	Opponent	Player	Rec.	Yds.	Comp.	LG	TD
10/2	at Steelers	Ben Roethlisberger	27	300	22	47	5
10/23	vs. Saints	Drew Brees	48	367	37	30	3
11/20	vs. Buccaneers	Jameis Winston	39	331	24	31	1
11/27	at Broncos	Trevor Siemian	34	368	20	76t	3

100.0+ Passer Rating

2016 REGULAR SEASON 100.0+ PASSER RATING PASSING GAMES															
Date	Opponent	Player	Att.	Cmp.	Yds.	Cmp.%	Yds/Att.	Yds/Cmp.	TD	TD%	INT	INT%	Long	Sack/Lost	Rating
9/25	vs. Jets	Alex Smith	33	25	237	75.8%	7.18	9.48	1	3.0%	0	0.0%	42	2/16	105.2
10/16	at Raiders	Alex Smith	22	19	224	86.4%	10.18	11.79	0	0.0%	0	0.0%	38	1/1	109.1
10/23	vs. Saints	Alex Smith	24	17	214	70.8%	8.92	12.59	2	8.3%	0	0.0%	46t	0/0	126.0
10/30	at Colts	Nick Foles	22	16	223	72.7%	10.14	13.94	2	9.1%	0	0.0%	49	2/16	135.2
2016 OPPONENTS 100.0+ PASSER RATING PASSING GAMES															
Date	Opponent	Player	Att.	Cmp.	Yds.	Cmp.%	Yds/Att.	Yds/Cmp.	TD	TD%	INT	INT%	Long	Sack/Lost	Rating
10/3	at Steelers	Ben Roethlisberger	27	22	300	81.5%	11.11	13.64	5	18.5%	0	0.0%	47	2/13	152.5
10/23	vs. Saints	Drew Brees	48	37	367	77.1%	7.65	9.92	3	6.3%	1	2.1%	30	1/8	110.3
11/28	at Broncos	Trevor Siemian	34	20	368	58.8%	10.82	18.40	3	8.8%	0	0.0%	76t	5/28	125.6
*Need minimum of 20 attempts to qualify															

2016 KANSAS CITY CHIEFS WEEK-BY-WEEK NFL RANKINGS

		OFFENSE				DEFENSE			
Date	Opponent	Total	Rush	Pass	*Points Scored	Total	Rush	Pass	*Points Allowed
9/11	SAN DIEGO	6	T-20	4	6	25	30	15	22
9/18	@ HOUSTON	17	15	T-18	16	17	30	16	T-16
9/25	NEW YORK JETS	23	21	22	17	T-11	T-24	11	6
10/2	@ PITTSBURGH	21	21	15	29	21	29	13	10
10/16	@ OAKLAND	17	14	19	18	14	24	12	10
10/23	NEW ORLEANS	19	18	21	17	23	21	19	T-11
10/30	@ INDIANAPOLIS	14	18	17	14	15	19	14	7
11/6	JACKSONVILLE	19	21	21	15	21	27	14	7
11/13	@ CAROLINA	26	20	22	T-17	22	27	13	7
11/20	TAMPA BAY	24	21	22	19	25	27	16	T-5
11/27	@ DENVER	27	23	23	16	28	29	20	8
12/4	@ ATLANTA								
12/8	OAKLAND								
12/18	TENNESSEE								
12/25	DENVER								
1/1	@ SAN DIEGO								

* Includes return scores

CHIEFS RECORD IN 2016 WHEN . . .

At home:	4-1	Producing individual 100-yard rusher:	1-0
On the road:	4-2	Allowing individual 100-yard rusher:	1-1
In September:	2-1	Producing individual 300-yard passer:	1-0
In October:	3-1	Allowing individual 300-yard passer:	2-2
In November:	3-1	Producing individual 100-yard receiver:	3-1
In December/January:	0-0	Allowing individual 100-yard receiver:	3-2
Scoring First:	5-1	**Producing an ind. 100.0-rating passer:	4-0
Opponent Scores First:	3-2	**Allowing an ind. 100.0-rating passer:	2-1
Leading at halftime:	6-1		
Trailing at halftime:	2-2	Team scores 21 points or more:	6-0
Tied at halftime:	0-0	Team scores fewer than 21 points:	2-3
Leading after three quarters:	6-0	Opponent scores 21 points or more:	3-1
Trailing after three quarters:	2-3	Opponent scores fewer than 21 points:	5-2
Tied after three quarters:	0-0		
		Outdoors:	7-2
Positive turnover ratio:	7-0	Indoors:	1-1
Negative turnover ratio:	1-3	Day games:	7-2
Turnover ratio +2 or more:	5-0	Night games:	1-1
Turnover ratio +1:	2-0	Natural grass:	7-2
Turnover ratio even:	0-0	Artificial surface:	1-1
Turnover ratio -1:	1-2		
Turnover ratio -2 or more:	0-1	Vs. teams with winning record at time:	2-2
		Vs. teams with losing record at time:	4-1
		Vs. teams with .500 record at time:	2-0

***Need minimum of 20 attempts to qualify*

Individual GxG Stats: PASSING

2016 REGULAR SEASON INDIVIDUAL GAME-BY-GAME STATS														
PASSING:		Alex Smith												
DATE	OPP.	ATT	CMP	YDS	COMP%	Y/A	Y/C	TD	TD%	INT	INT%	LG	SK/YD	RATE
09/11	San Diego	48	34	363	70.8%	7.56	10.68	2	4.2%	1	2.1%	45	3/33.0	97.8
09/18	at Houston	37	20	186	54.1%	5.03	9.30	0	0.0%	0	0.0%	34	4/14.0	68.1
09/25	New York Jets	33	25	237	75.8%	7.18	9.48	1	3.0%	0	0.0%	42	2/16.0	105.2
10/02	at Pittsburgh	50	30	287	60.0%	5.74	9.57	2	4.0%	1	2.0%	20	4/17.0	81.0
10/16	at Oakland	22	19	224	86.4%	10.18	11.79	0	0.0%	0	0.0%	38	1/1.0	109.1
10/23	New Orleans	24	17	214	70.8%	8.92	12.59	2	8.3%	0	0.0%	46t	0/0.0	126.0
10/30	at Indianapolis	19	9	127	47.4%	6.68	14.11	1	5.3%	0	0.0%	23	1/0.0	87.0
11/06	Jacksonville	INACTIVE												
11/13	at Carolina	38	25	178	65.8%	4.68	7.12	0	0.0%	1	2.6%	27	3/13.0	65.5
11/20	Tampa Bay	31	24	261	77.4%	8.42	10.88	1	3.2%	1	3.2%	44	0/0.0	99.0
11/27	at Denver	44	26	220	59.1%	5.00	8.46	1	2.3%	0	0.0%	21	6/30.0	79.7
12/04	at Atlanta													
12/08	Oakland													
12/18	Tennessee													
12/25	Denver													
01/01	at San Diego													
TOTALS		346	229	2,297	66.2%	6.64	10.03	10	2.9%	4	1.2%	46t	24/124.0	89.7

PASSING:		Nick Foles												
DATE	OPP.	ATT	CMP	YDS	COMP%	Y/A	Y/C	TD	TD%	INT	INT%	LG	SK/YD	RATE
09/11	San Diego	DID NOT PLAY												
09/18	at Houston	DID NOT PLAY												
09/25	New York Jets	DID NOT PLAY												
10/02	at Pittsburgh	DID NOT PLAY												
10/16	at Oakland	DID NOT PLAY												
10/23	New Orleans	DID NOT PLAY												
10/30	at Indianapolis	22	16	223	72.7%	10.14	13.94	2	9.1%	0	0.0%	49	2/16.0	135.2
11/06	Jacksonville	33	20	187	60.6%	5.67	9.35	1	3.0%	0	0.0%	24	2/18.0	86.3
11/13	at Carolina	DID NOT PLAY												
11/20	Tampa Bay	DID NOT PLAY												
11/27	at Denver	DID NOT PLAY												
12/04	at Atlanta													
12/08	Oakland													
12/18	Tennessee													
12/25	Denver													
01/01	at San Diego													
TOTALS		55	36	410	65.5%	7.45	11.39	3	5.5%	0	0.0%	49	4/34.0	105.9

PASSING:		Tyler Bray												
DATE	OPP.	ATT	CMP	YDS	COMP%	Y/A	Y/C	TD	TD%	INT	INT%	LG	SK/YD	RATE
09/11	San Diego	INACTIVE												
09/18	at Houston	INACTIVE												
09/25	New York Jets	INACTIVE												
10/02	at Pittsburgh	INACTIVE												
10/16	at Oakland	INACTIVE												
10/23	New Orleans	INACTIVE												
10/30	at Indianapolis	INACTIVE												
11/06	Jacksonville	DID NOT PLAY												
11/13	at Carolina	INACTIVE												
11/20	Tampa Bay	INACTIVE												
11/27	at Denver	INACTIVE												
12/04	at Atlanta													
12/08	Oakland													
12/18	Tennessee													
12/25	Denver													
01/01	at San Diego													
TOTALS		0	0	0	0.0%	0.00	0.00	0	0%	0	0%	--	0/0.0	0.0

Individual GxG Stats: RUSHING

2016 REGULAR SEASON INDIVIDUAL GAME-BY-GAME STATS																
RUSHING:		Jamaal Charles					Knile Davis					Nick Foles				
DATE	OPP.	NO.	YDS	AVG	LG	TD	NO.	YDS	AVG	LG	TD	NO.	YDS	AVG	LG	TD
09/11	San Diego	<i>INACTIVE</i>					0	0	0	--	0	<i>DID NOT PLAY</i>				
09/18	at Houston	<i>INACTIVE</i>					0	0	0	--	0	<i>DID NOT PLAY</i>				
09/25	New York Jets	<i>INACTIVE</i>					0	0	0	--	0	<i>DID NOT PLAY</i>				
10/02	at Pittsburgh	2	7	3.5	6	0	1	-2	-2.0	-2	0	<i>DID NOT PLAY</i>				
10/16	at Oakland	9	33	3.7	17	1	<i>INACTIVE</i>					<i>DID NOT PLAY</i>				
10/23	New Orleans	1	0	0.0	--	0	<i>Packers</i>					<i>DID NOT PLAY</i>				
10/30	at Indianapolis	<i>INJURED RESERVE</i>					<i>Packers</i>					1	-1	-1.0	-1	0
11/06	Jacksonville	<i>INJURED RESERVE</i>					3	10	3.3	6	0	3	-3	-1.0	-1	0
11/13	at Carolina	<i>INJURED RESERVE</i>					0	0	0	--	0	<i>DID NOT PLAY</i>				
11/20	Tampa Bay	<i>INJURED RESERVE</i>					0	0	0	--	0	<i>DID NOT PLAY</i>				
11/27	at Denver	<i>INJURED RESERVE</i>					3	6	2.0	3	0	<i>DID NOT PLAY</i>				
12/04	at Atlanta															
12/08	Oakland															
12/18	Tennessee															
12/25	Denver															
01/01	at San Diego															
TOTALS		12	40	3.3	17	1	7	14	2.0	6	0	4	-4	-1.0	-1	0

RUSHING:		Tyreek Hill					Travis Kelce					Jeremy Maclin				
DATE	OPP.	NO.	YDS	AVG	LG	TD	NO.	YDS	AVG	LG	TD	NO.	YDS	AVG	LG	TD
09/11	San Diego	0	0	0	--	0	0	0	0	--	0	1	-1	-1.0	-1	0
09/18	at Houston	1	-1	-1.0	-1	0	0	0	0	--	0	0	0	0	--	0
09/25	New York Jets	1	-3	-3.0	-3	0	0	0	0	--	0	0	0	0	--	0
10/02	at Pittsburgh	1	-2	-2.0	-2	0	0	0	0	--	0	0	0	0	--	0
10/16	at Oakland	0	0	0	--	0	0	0	0	--	0	0	0	0	--	0
10/23	New Orleans	2	23	11.5	18	0	0	0	0	--	0	0	0	0	--	0
10/30	at Indianapolis	1	7	7.0	7	0	0	0	0	--	0	0	0	0	--	0
11/06	Jacksonville	2	21	10.5	16	0	0	0	0	--	0	0	0	0	--	0
11/13	at Carolina	1	12	12.0	12	0	0	0	0	--	0	<i>INACTIVE</i>				
11/20	Tampa Bay	1	8	8.0	8	0	1	-5	-5.0	-5	0	<i>INACTIVE</i>				
11/27	at Denver	1	3	3.0	3t	1	0	0	0	--	0	<i>INACTIVE</i>				
12/04	at Atlanta															
12/08	Oakland															
12/18	Tennessee															
12/25	Denver															
01/01	at San Diego															
TOTALS		11	68	6.2	18	1	1	-5	-5.0	-5	0	1	-1	-1.0	-1	0

RUSHING:		Dontari Poe					Alex Smith					De'Anthony Thomas				
DATE	OPP.	NO.	YDS	AVG	LG	TD	NO.	YDS	AVG	LG	TD	NO.	YDS	AVG	LG	TD
09/11	San Diego	0	0	0	--	0	4	15	3.8	7	1	<i>INACTIVE</i>				
09/18	at Houston	0	0	0	--	0	2	2	1.0	2	0	<i>INACTIVE</i>				
09/25	New York Jets	0	0	0	--	0	3	-3	-1.0	-1	0	<i>INACTIVE</i>				
10/02	at Pittsburgh	0	0	0	--	0	1	2	2.0	2	0	<i>INACTIVE</i>				
10/16	at Oakland	1	1	1.0	1t	1	3	-1	-0.3	1	0	0	0	0	--	0
10/23	New Orleans	0	0	0	--	0	4	7	1.8	6	0	0	0	0	--	0
10/30	at Indianapolis	0	0	0	--	0	2	9	4.5	8	0	2	2	1.0	3	0
11/06	Jacksonville	0	0	0	--	0	<i>INACTIVE</i>					0	0	0	--	0
11/13	at Carolina	0	0	0	--	0	4	13	3.3	6	0	0	0	0	--	0
11/20	Tampa Bay	0	0	0	--	0	2	10	5.0	11t	1	0	0	0	--	0
11/27	at Denver	0	0	0	--	0	2	2	1.0	3	0	0	0	0	--	0
12/04	at Atlanta															
12/08	Oakland															
12/18	Tennessee															
12/25	Denver															
01/01	at San Diego															
TOTALS		1	1	1.0	1t	1	27	56	2.1	11t	2	2	2	1.0	3	0

RUSHING:		Spencer Ware					Charcandrick West					Albert Wilson				
DATE	OPP.	NO.	YDS	AVG	LG	TD	NO.	YDS	AVG	LG	TD	NO.	YDS	AVG	LG	TD
09/11	San Diego	11	70	6.4	14	1	3	-1	-0.3	8	0	0	0	0	--	0
09/18	at Houston	10	57	5.7	25	0	6	61	10.2	28	0	0	0	0	--	0
09/25	New York Jets	20	75	3.8	17	0	3	3	1.0	2	0	0	0	0	--	0
10/02	at Pittsburgh	13	82	6.3	46	0	<i>INACTIVE</i>					0	0	0	--	0
10/16	at Oakland	24	131	5.5	45	1	3	19	6.3	8	0	0	0	0	--	0
10/23	New Orleans	17	77	4.5	12	0	4	5	1.3	2	0	0	0	0	--	0
10/30	at Indianapolis	7	19	2.7	7	0	14	52	3.7	18	0	0	0	0	--	0
11/06	Jacksonville	<i>INACTIVE</i>					13	39	3.0	14	0	1	-5	-5.0	-5	0
11/13	at Carolina	13	61	4.7	12	0	2	5	2.5	3	0	0	0	0	--	0
11/20	Tampa Bay	17	69	4.1	15	0	0	0	0	--	0	0	0	0	--	0
11/27	at Denver	17	64	3.8	7	0	3	8	2.7	4	0	0	0	0	--	0
12/04	at Atlanta															
12/08	Oakland															
12/18	Tennessee															
12/25	Denver															
01/01	at San Diego															
TOTALS		149	705	4.7	46	2	51	191	3.7	28	0	1	-5	-5.0	-5	0

Individual GxG Stats: RECEIVING

2016 REGULAR SEASON INDIVIDUAL GAME-BY-GAME STATS															
RECEIVING:	Jamaal Charles					Chris Conley					Knile Davis				
DATE OPP.	NO.	YDS	AVG	LG	TD	NO.	YDS	AVG	LG	TD	NO.	YDS	AVG	LG	TD
09/11 San Diego	<i>INACTIVE</i>					4	43	10.8	13	0	0	0	0	--	0
09/18 at Houston	<i>INACTIVE</i>					2	15	7.5	10	0	0	0	0	--	0
09/25 New York Jets	<i>INACTIVE</i>					3	44	14.7	20	0	0	0	0	--	0
10/02 at Pittsburgh	0	0	0	--	0	6	70	11.7	17	0	2	14	7.0	11	0
10/16 at Oakland	2	14	7.0	16	0	3	26	8.7	13	0	<i>INACTIVE</i>				
10/23 New Orleans	0	0	0	--	0	2	29	14.5	18	0	<i>Packers</i>				
10/30 at Indianapolis	<i>INJURED RESERVE</i>					3	59	19.7	33	0	<i>Packers</i>				
11/06 Jacksonville	<i>INJURED RESERVE</i>					3	28	9.3	12	0	1	7	7.0	7	0
11/13 at Carolina	<i>INJURED RESERVE</i>					1	12	12.0	12	0	0	0	0	--	0
11/20 Tampa Bay	<i>INJURED RESERVE</i>					4	28	7.0	9	0	0	0	0	--	0
11/27 at Denver	<i>INJURED RESERVE</i>					3	26	8.7	13	0	0	0	0	--	0
12/04 at Atlanta															
12/08 Oakland															
12/18 Tennessee															
12/25 Denver															
01/01 at San Diego															
TOTALS	2	14	7.0	16	0	34	380	11.2	33	0	3	21	7.0	11	0

RECEIVING:	Eric Fisher					Demetrius Harris					Tyreek Hill				
DATE OPP.	NO.	YDS	AVG	LG	TD	NO.	YDS	AVG	LG	TD	NO.	YDS	AVG	LG	TD
09/11 San Diego	0	0	0	--	0	2	20	10.0	13	0	1	9	9.0	9t	1
09/18 at Houston	0	0	0	--	0	0	0	0	--	0	2	8	4.0	5	0
09/25 New York Jets	0	0	0	--	0	2	14	7.0	8	0	3	26	8.7	13	0
10/02 at Pittsburgh	0	0	0	--	0	1	12	12.0	12	0	5	24	4.8	9t	1
10/16 at Oakland	0	0	0	--	0	1	11	11.0	11	0	2	20	10.0	12	0
10/23 New Orleans	0	0	0	--	0	1	10	10.0	10	0	1	38	38.0	38t	1
10/30 at Indianapolis	0	0	0	--	0	3	13	4.3	12	0	5	98	19.6	49	1
11/06 Jacksonville	0	0	0	--	0	0	0	0	--	0	3	11	3.7	5	0
11/13 at Carolina	0	0	0	--	0	0	0	0	--	0	10	89	8.9	27	0
11/20 Tampa Bay	0	-5	0	-5	0	0	0	0	--	0	4	53	13.3	42	0
11/27 at Denver	0	0	0	--	0	0	0	0	--	0	9	52	5.8	11	1
12/04 at Atlanta															
12/08 Oakland															
12/18 Tennessee															
12/25 Denver															
01/01 at San Diego															
TOTALS	0	-5	0	-5	0	10	80	8.0	13	0	45	428	9.5	49	5

RECEIVING:	Travis Kelce					Jeremy Maclin					James O'Shaughnessy				
DATE OPP.	NO.	YDS	AVG	LG	TD	NO.	YDS	AVG	LG	TD	NO.	YDS	AVG	LG	TD
09/11 San Diego	6	74	12.3	20	0	5	63	12.6	22	1	0	0	0	--	0
09/18 at Houston	5	34	6.8	11	0	6	68	11.3	17	0	0	0	0	--	0
09/25 New York Jets	6	89	14.8	42	1	4	35	8.8	17	0	0	0	0	--	0
10/02 at Pittsburgh	5	23	4.6	9	1	5	78	15.6	20	0	0	0	0	--	0
10/16 at Oakland	3	32	10.7	21	0	3	49	16.3	38	0	0	0	0	--	0
10/23 New Orleans	2	24	12.0	14	0	4	40	10.0	13	0	0	0	0	--	0
10/30 at Indianapolis	7	101	14.4	21	1	3	43	14.3	28	1	0	0	0	--	0
11/06 Jacksonville	5	58	11.6	23	0	0	0	0	--	0	1	0	0.0	--	0
11/13 at Carolina	3	31	10.3	16	0	<i>INACTIVE</i>					0	0	0	--	0
11/20 Tampa Bay	7	108	15.4	44	0	<i>INACTIVE</i>					0	0	0	--	0
11/27 at Denver	8	101	12.6	21	0	<i>INACTIVE</i>					1	-1	-1.0	-1	0
12/04 at Atlanta															
12/08 Oakland															
12/18 Tennessee															
12/25 Denver															
01/01 at San Diego															
TOTALS	57	675	11.8	44	3	30	376	12.5	38	2	2	-1	-0.5	0	0

RECEIVING:	Anthony Sherman					De'Anthony Thomas					Ross Travis				
DATE OPP.	NO.	YDS	AVG	LG	TD	NO.	YDS	AVG	LG	TD	NO.	YDS	AVG	LG	TD
09/11 San Diego	0	0	0	--	0	<i>INACTIVE</i>					0	0	0	--	0
09/18 at Houston	0	0	0	--	0	<i>INACTIVE</i>					0	0	0	--	0
09/25 New York Jets	1	3	3.0	3	0	<i>INACTIVE</i>					2	10	5.0	6	0
10/02 at Pittsburgh	0	0	0	--	0	<i>INACTIVE</i>					0	0	0	--	0
10/16 at Oakland	0	0	0	--	0	2	14	7.0	8	0	<i>INACTIVE</i>				
10/23 New Orleans	1	0	0.0	--	0	2	12	6.0	15	0	<i>INACTIVE</i>				
10/30 at Indianapolis	0	0	0	--	0	0	0	0	--	0	<i>INACTIVE</i>				
11/06 Jacksonville	1	6	6.0	6	0	0	0	0	--	0	<i>INACTIVE</i>				
11/13 at Carolina	0	0	0	--	0	0	0	0	--	0	1	5	5.0	5	0
11/20 Tampa Bay	0	0	0	--	0	0	0	0	--	0	0	0	0	--	0
11/27 at Denver	0	0	0	--	0	1	4	4.0	4	0	<i>INACTIVE</i>				
12/04 at Atlanta															
12/08 Oakland															
12/18 Tennessee															
12/25 Denver															
01/01 at San Diego															
TOTALS	3	9	3.0	6	0	5	30	6.0	15	0	3	15	5.0	6	0

RECEIVING:	Spencer Ware					Charcandrick West					Albert Wilson				
DATE OPP.	NO.	YDS	AVG	LG	TD	NO.	YDS	AVG	LG	TD	NO.	YDS	AVG	LG	TD
09/11 San Diego	7	129	18.4	45	0	6	24	4.0	7	0	3	1	0.3	3	0
09/18 at Houston	2	48	24.0	34	0	1	2	2.0	2	0	2	11	5.5	7	0
09/25 New York Jets	1	8	8.0	8	0	3	8	2.7	6	0	0	0	0	--	0
10/02 at Pittsburgh	1	14	14.0	14	0	<i>INACTIVE</i>					5	52	10.4	17	0
10/16 at Oakland	2	32	16.0	30	0	0	0	0	--	0	1	26	26.0	26	0
10/23 New Orleans	2	54	27.0	46t	1	1	3	3.0	3	0	1	4	4.0	4	0
10/30 at Indianapolis	2	28	14.0	23	0	2	8	4.0	6	0	0	0	0	--	0
11/06 Jacksonville	<i>INACTIVE</i>					3	35	11.7	24	0	3	42	14.0	23t	1
11/13 at Carolina	3	11	3.7	5	0	3	5	1.7	5	0	4	25	6.3	10	0
11/20 Tampa Bay	2	16	8.0	9	0	3	42	14.0	17	0	4	19	4.8	7	1
11/27 at Denver	2	32	16.0	18	0	0	0	0	--	0	2	6	3.0	4	0
12/04 at Atlanta															
12/08 Oakland															
12/18 Tennessee															
12/25 Denver															
01/01 at San Diego															
TOTALS	24	372	15.5	46t	1	22	127	5.8	24	0	25	186	7.4	26	2

Individual GxG Stats: PUNTING

2016 REGULAR SEASON INDIVIDUAL GAME-BY-GAME STATS									
PUNTING:		Dustin Colquitt							
DATE	OPP.	NO.	YDS	AVG	TB	IN 20	LG	NET	BLK
09/11	San Diego	5	197	39.4	1	1	50	33.8	0
09/18	at Houston	6	285	47.5	0	3	57	45.5	0
09/25	New York Jets	4	172	43.0	0	2	48	40.0	0
10/02	at Pittsburgh	6	257	42.8	1	3	58	38.8	0
10/16	at Oakland	3	122	40.7	0	2	46	36.3	0
10/23	New Orleans	4	191	47.8	2	1	60	35.3	0
10/30	at Indianapolis	5	245	49.0	0	3	54	48.0	0
11/06	Jacksonville	7	353	50.4	0	4	59	45.6	0
11/13	at Carolina	5	245	49.0	1	2	64	43.2	0
11/20	Tampa Bay	3	130	43.3	0	1	58	39.0	0
11/27	at Denver	9	431	47.9	1	5	61	44.1	0
12/04	at Atlanta								
12/08	Oakland								
12/18	Tennessee								
12/25	Denver								
01/01	at San Diego								
TOTALS		57	2,628	46.1	6	27	64	41.6	0

Individual GxG Stats: FIELD GOALS

2016 REGULAR SEASON INDIVIDUAL GAME-BY-GAME STATS											
FIELD GOALS:		Cairo Santos									
DATE	OPP.	0-19	20-29	30-39	40-49	50+	TOTAL	FGM	FGA	PCT	LG
09/11	San Diego	0-0	0-0	1-1	1-1	0-0	2-2	2	2	100.0	47
09/18	at Houston	0-0	0-0	2-2	1-1	1-1	4-4	4	4	100.0	54
09/25	New York Jets	0-0	1-1	0-0	0-0	0-0	1-1	1	1	100.0	27
10/02	at Pittsburgh	0-0	0-0	0-0	0-1	0-0	0-1	0	1	0.0	0
10/16	at Oakland	0-0	1-1	0-1	1-1	0-0	2-3	2	3	66.7	44
10/23	New Orleans	0-0	0-0	1-1	1-1	0-0	2-2	2	2	100.0	41
10/30	at Indianapolis	0-0	1-2	1-1	1-1	0-0	3-4	3	4	75.0	44
11/06	Jacksonville	0-0	2-2	1-1	0-0	1-1	4-4	4	4	100.0	51
11/13	at Carolina	0-0	0-0	3-3	1-1	0-0	4-4	4	4	100.0	47
11/20	Tampa Bay	0-0	1-1	0-0	0-0	0-0	1-1	1	1	100.0	22
11/27	at Denver	0-0	0-0	2-2	0-0	0-0	2-2	2	2	100.0	37
12/04	at Atlanta										
12/08	Oakland										
12/18	Tennessee										
12/25	Denver										
01/01	at San Diego										
TOTALS		0-0	6-7	11-12	6-7	2-2	25-28	25	28	89.3	54

Individual GxG Stats: DEFENSIVE

2016 REGULAR SEASON INDIVIDUAL DEFENSIVE GAME-BY-GAME STATS																		
DATE OPP.	Kenneth Acker				D.J. Alexander				Allen Bailey									
	S	A	TFL	SK	INT	FR	FF	PR	PD	S	A	TFL	SK	INT	FR	FF	PR	PD
09/11 San Diego	INACTIVE				0	0	0	0	0	0	0	0	0	0	0	0	0	0
09/18 at Houston	INACTIVE				0	0	0	0	0	0	0	0	0	1	1	0	0	0
09/25 New York Jets	INACTIVE				0	0	0	0	0	0	0	0	0	1	0	0	0	0
10/02 at Pittsburgh	0	0	0	0	0	0	0	0	0	0	0	0	0	1	2	0	0	0
10/16 at Oakland	INACTIVE				0	0	0	0	0	0	0	0	0	1	0	0	0	0
10/23 New Orleans	0	0	0	0	0	0	0	0	0	0	0	0	INJURED RESERVE					
10/30 at Indianapolis	0	0	0	0	0	0	0	0	0	0	0	0	INJURED RESERVE					
11/06 Jacksonville	0	0	0	0	0	0	0	0	0	0	0	0	INJURED RESERVE					
11/13 at Carolina	4	0	4	0	0	0	0	0	0	0	0	0	INJURED RESERVE					
11/20 Tampa Bay	6	0	6	0	0	0	0	0	1	0	0	0	INJURED RESERVE					
11/27 at Denver	4	0	4	0	0	0	0	0	2	1	0	1	0	0	0	0	INJURED RESERVE	
12/04 at Atlanta																		
12/08 Oakland																		
12/18 Tennessee																		
12/25 Denver																		
01/01 at San Diego																		
TOTALS	14	0	14	0	0	0	0	0	3	10	1	0	0	0	0	0	0	0

DATE OPP.	Eric Berry				Dee Ford				Phillip Gaines										
	S	A	TFL	SK	INT	FR	FF	PR	PD	S	A	TFL	SK	INT	FR	FF	PR	PD	
09/11 San Diego	6	0	6	0	0	0	0	0	0	0	0	0	4	0	4	0	0	0	
09/18 at Houston	2	3	5	0	0	0	0	0	0	2	1	3	0	0	0	0	1	1	
09/25 New York Jets	3	0	3	0	0	0	0	0	3	1	0	1	0	0	0	0	0	0	
10/02 at Pittsburgh	3	0	3	0	0	0	0	0	0	2	4	6	0	0	0	0	1	0	
10/16 at Oakland	1	1	2	0	0	0	0	0	0	4	1	5	2	2	0	0	1	2	
10/23 New Orleans	6	2	8	0	0	0	0	0	1	0	1	1	0	0	0	0	0	0	
10/30 at Indianapolis	3	0	3	0	0	0	0	0	0	3	2	5	3	3	5	0	0	0	
11/06 Jacksonville	5	1	6	0	0	0	0	0	1	3	0	3	2	2	0	0	3	0	
11/13 at Carolina	7	2	9	1	0	0	0	0	2	2	1	3	2	1	0	0	2	1	
11/20 Tampa Bay	2	1	3	0	0	0	0	0	0	1	0	1	1	0	0	0	0	0	
11/27 at Denver	5	4	9	0	0	0	0	0	0	INACTIVE				3	1	4	0	0	0
12/04 at Atlanta																			
12/08 Oakland																			
12/18 Tennessee																			
12/25 Denver																			
01/01 at San Diego																			
TOTALS	43	14	57	1	0	0	0	0	7	22	10	32	11	10	0	0	1	14	2

DATE OPP.	Tamba Hali				Justin Houston				Jaye Howard											
	S	A	TFL	SK	INT	FR	FF	PR	PD	S	A	TFL	SK	INT	FR	FF	PR	PD		
09/11 San Diego	1	0	1	0	0	0	0	0	0	0	0	0	0	0	0	0	0	0		
09/18 at Houston	2	1	3	1	1	0	0	0	1	0	Reserved/PUP				4	1	5	0	0	0
09/25 New York Jets	4	0	4	0	0	0	0	0	1	0	Reserved/PUP				3	0	3	0	0	0
10/02 at Pittsburgh	2	1	3	0	0	0	0	0	0	0	Reserved/PUP				3	3	6	1	1	0
10/16 at Oakland	1	0	1	0	0	0	0	0	0	0	Reserved/PUP				1	0	1	0	0	0
10/23 New Orleans	1	2	3	0	0	0	0	0	1	0	Reserved/PUP				3	0	3	0	0	0
10/30 at Indianapolis	2	1	3	0	0	0	0	0	1	0	Reserved/PUP				2	0	2	1	0	0
11/06 Jacksonville	1	0	1	0	0	0	0	0	0	0	Reserved/PUP				2	1	3	0	0	0
11/13 at Carolina	0	2	2	0	0	0	0	0	0	0	INACTIVE				INACTIVE					
11/20 Tampa Bay	1	1	2	0	0	0	0	0	0	0	INACTIVE				INACTIVE					
11/27 at Denver	5	0	5	1	0	0	0	0	1	0	10	0	10	4	3	0	0	1	3	
12/04 at Atlanta																				
12/08 Oakland																				
12/18 Tennessee																				
12/25 Denver																				
01/01 at San Diego																				
TOTALS	20	8	28	2	2	5	0	1	5	12	0	12	5	3	0	0	1	4	1	

DATE OPP.	Jarvis Jenkins				Derrick Johnson				Chris Jones			
	S A TK	TFL SK	INT FR FF	PR PD	S A TK	TFL SK	INT FR FF	PR PD	S A TK	TFL SK	INT FR FF	PR PD
09/11 San Diego	Jets				5 0 5	0 0.0	0 0 0	0 0	0 0 0	0 0.0	0 0 0	0 0
09/18 at Houston	Jets				8 3 11	1 1.0	0 0 0	1 0	0 2 2	0 0.0	0 0 0	0 0
09/25 New York Jets	Jets				8 2 10	1 0.0	1 0 0	0 2	0 1 1	0 0.0	0 0 0	0 0
10/02 at Pittsburgh	Jets				4 1 5	0 0.0	0 0 0	0 0	0 2 2	0 0.0	0 0 0	0 0
10/16 at Oakland	Jets				7 2 9	2 0.0	0 0 0	0 0	1 1 2	1 0.0	0 0 0	0 0
10/23 New Orleans	Jets				3 1 4	0 0.0	0 0 0	1 0	0 2 2	0 0.0	0 0 0	0 0
10/30 at Indianapolis	Jets				8 2 10	0 0.0	0 0 0	0 0	1 0 1	1 1.0	0 0 0	2 0
11/06 Jacksonville	Jets				6 1 7	1 0.0	0 0 0	0 0	1 1 2	0 0.0	0 0 0	0 0
11/13 at Carolina	Jets				1 4 5	0 0.0	0 0 0	0 0	3 0 3	1 1.0	0 0 0	1 0
11/20 Tampa Bay	0 0 0	0 0.0	0 0 0	0 0	6 1 7	1 0.0	0 0 0	0 0	1 0 1	0 0.0	0 0 0	2 1
11/27 at Denver	2 0 2	0 0.0	0 0 0	0 0	4 3 7	1 0.0	0 0 0	0 1	1 0 1	1 0.0	0 0 0	0 1
12/04 at Atlanta												
12/08 Oakland												
12/18 Tennessee												
12/25 Denver												
01/01 at San Diego												
TOTALS	20 2	0 0.0	0 0 0	0 0	60 20 80	7 1.0	1 0 0	2 3	89 17	4 2.0	0 0 0	5 2

DATE OPP.	Justin March-Lillard				Dezman Moses				Eric Murray			
	S A TK	TFL SK	INT FR FF	PR PD	S A TK	TFL SK	INT FR FF	PR PD	S A TK	TFL SK	INT FR FF	PR PD
09/11 San Diego	8 1 9	0 0.0	0 0 0	0 0	NOT ON ROSTER				0 0 0	0 0.0	0 0 0	0 0
09/18 at Houston	4 4 8	1 0.0	0 0 0	0 0	0 0 0	0 0.0	0 0 0	0 0	0 0 0	0 0.0	0 0 0	0 0
09/25 New York Jets	0 0 0	0 0.0	0 0 0	0 1	0 1 1	0 0.0	0 0 0	0 0	0 0 0	0 0.0	0 1 0	0 0
10/02 at Pittsburgh	3 2 5	0 0.0	0 0 0	0 0	0 0 0	0 0.0	0 0 0	0 0	0 0 0	0 0.0	0 0 0	0 0
10/16 at Oakland	0 0 0	0 0.0	0 0 0	0 1	NOT ON ROSTER				0 0 0	0 0.0	0 0 0	0 0
10/23 New Orleans	INJURED RESERVE				NOT ON ROSTER				0 0 0	0 0.0	0 0 0	0 0
10/30 at Indianapolis	INJURED RESERVE				NOT ON ROSTER				0 0 0	0 0.0	0 0 0	0 0
11/06 Jacksonville	INJURED RESERVE				NOT ON ROSTER				0 0 0	0 0.0	0 0 0	0 0
11/13 at Carolina	INJURED RESERVE				NOT ON ROSTER				0 0 0	0 0.0	0 0 0	0 0
11/20 Tampa Bay	INJURED RESERVE				NOT ON ROSTER				0 0 0	0 0.0	0 0 0	0 0
11/27 at Denver	INJURED RESERVE				NOT ON ROSTER				0 0 0	0 0.0	0 0 0	0 0
12/04 at Atlanta												
12/08 Oakland												
12/18 Tennessee												
12/25 Denver												
01/01 at San Diego												
TOTALS	15 7 22	1 0.0	0 0 0	0 2	0 1 1	0 0.0	0 0 0	0 0	0 0 0	0 0.0	0 1 0	0 0

DATE OPP.	Steven Nelson				Dadi Nicolas				Rakeem Nunez-Roches			
	S A TK	TFL SK	INT FR FF	PR PD	S A TK	TFL SK	INT FR FF	PR PD	S A TK	TFL SK	INT FR FF	PR PD
09/11 San Diego	8 0 8	1 0.0	0 0 0	0 0	0 0 0	0 0.0	0 0 0	0 0	INACTIVE			
09/18 at Houston	1 0 1	0 0.0	0 0 0	0 0	DID NOT PLAY				PRACTICE SQUAD			
09/25 New York Jets	3 0 3	0 0.0	0 0 0	0 3	0 0 0	0 0.0	0 0 0	0 0	PRACTICE SQUAD			
10/02 at Pittsburgh	2 0 2	0 0.0	0 0 0	0 0	0 0 0	0 0.0	0 0 0	0 0	PRACTICE SQUAD			
10/16 at Oakland	1 2 3	0 0.0	0 0 0	0 0	0 0 0	0 0.0	0 0 0	0 0	NOT ON ROSTER			
10/23 New Orleans	8 1 9	0 0.0	0 0 0	0 0	0 0 0	0 0.0	0 0 0	0 0	0 0 0	0 0.0	0 0 0	0 0
10/30 at Indianapolis	2 0 2	0 0.0	0 0 0	0 2	0 0 0	0 0.0	0 0 0	0 1	0 0 0	0 0.0	0 0 0	1 0
11/06 Jacksonville	2 0 2	0 0.0	0 1 0	1 3	DID NOT PLAY				1 0 1	0 0.0	0 0 0	0 0
11/13 at Carolina	4 2 6	1 0.0	0 0 0	0 1	0 0 0	0 0.0	0 0 0	0 0	1 3 4	0 0.0	0 0 0	0 0
11/20 Tampa Bay	7 0 7	0 0.0	0 1 0	0 1	INACTIVE				3 2 5	1 0.0	0 0 0	0 0
11/27 at Denver	INACTIVE				DID NOT PLAY				5 1 6	2 0.0	0 0 0	0 0
12/04 at Atlanta												
12/08 Oakland												
12/18 Tennessee												
12/25 Denver												
01/01 at San Diego												
TOTALS	38 5 43	2 0.0	0 2 0	1 10	0 0 0	0 0.0	0 0 0	0 1	10 6 16	3 0.0	0 0 0	1 0

DATE OPP.	Ron Parker				Marcus Peters				Dontari Poe			
	S ATK	TFL SK	INT FR FF	PR PD	S ATK	TFL SK	INT FR FF	PR PD	S ATK	TFL SK	INT FR FF	PR PD
09/11 San Diego	3 1 4	0 0.0	0 0 0	0 1	3 0 3	0 0.0	0 0 0	0 1	1 0 1	0 0.0	0 0 0	1 0
09/18 at Houston	3 2 5	1 0.0	0 0 0	0 1	2 5 7	0 0.0	2 0 0	0 4	2 3 5	0 0.0	0 0 0	2 0
09/25 New York Jets	3 0 3	0 0.0	0 0 0	0 2	1 0 1	0 0.0	2 0 0	0 2	0 0 0	0 0.0	0 0 0	1 0
10/02 at Pittsburgh	1 1 2	0 0.0	0 0 0	0 0	3 1 4	0 0.0	0 0 0	0 1	0 1 1	0 0.5	0 0 0	1 0
10/16 at Oakland	4 1 5	0 0.0	0 0 0	0 1	1 1 2	0 0.0	1 0 0	0 1	0 0 0	0 0.0	0 0 0	0 0
10/23 New Orleans	7 0 7	0 0.0	0 0 2	0 1	3 0 3	0 0.0	0 1 0	0 0	0 0 0	0 0.0	0 0 0	0 0
10/30 at Indianapolis	2 1 3	0 0.0	0 0 0	0 0	1 0 1	0 0.0	0 0 0	0 2	1 1 2	0 0.0	0 0 0	1 0
11/06 Jacksonville	2 0 2	0 0.0	0 0 0	0 1	7 0 7	0 0.0	0 1 0	0 0	2 0 2	1 0.0	0 0 0	0 0
11/13 at Carolina	4 0 4	0 0.0	0 0 0	0 0	5 1 6	0 0.0	0 1 1	0 4	1 3 4	0 0.0	0 0 0	0 1
11/20 Tampa Bay	4 0 4	0 0.0	0 0 0	0 1	INACTIVE				2 0 2	0 0.0	0 0 0	1 1
11/27 at Denver	3 1 4	0 0.0	0 0 0	0 0	1 1 2	0 0.0	0 0 0	0 0	1 0 1	0 0.0	0 0 0	0 0
12/04 at Atlanta												
12/08 Oakland												
12/18 Tennessee												
12/25 Denver												
01/01 at San Diego												
TOTALS	36 7 43	1 0.0	0 0 2	0 8	27 9 36	0 0.0	5 3 1	0 15	10 8 18	1 0.5	0 0 0	7 2
DATE OPP.	Kendall Reyes				Daniel Sorensen				D.J. White			
	S ATK	TFL SK	INT FR FF	PR PD	S ATK	TFL SK	INT FR FF	PR PD	S ATK	TFL SK	INT FR FF	PR PD
09/11 San Diego		Redskins			0 0 0	0 0.0	0 0 0	1 0	1 0 1	0 0.0	0 0 0	0 0
09/18 at Houston		Redskins			2 0 2	0 0.0	0 0 0	0 0	0 0 0	0 0.0	0 0 0	0 0
09/25 New York Jets		Redskins			2 0 2	0 0.0	1 0 0	0 2	0 0 0	0 0.0	1 0 0	0 1
10/02 at Pittsburgh		Redskins			4 1 5	1 0.0	0 0 0	0 0	1 0 1	0 0.0	0 0 0	0 0
10/16 at Oakland		Redskins			5 0 5	0 0.0	0 0 0	0 0	3 1 4	0 0.0	0 0 0	0 1
10/23 New Orleans	0 0 0	0 0.0	0 0 0	0 0	6 0 6	1 1.0	1 0 0	1 1	5 0 5	0 0.0	0 0 0	0 1
10/30 at Indianapolis	0 0 0	0 0.0	0 0 0	0 0	7 0 7	1 0.0	0 0 1	0 0	INACTIVE			
11/06 Jacksonville	2 0 2	0 0.0	0 0 0	0 0	3 1 4	0 0.0	0 0 0	0 0	INACTIVE			
11/13 at Carolina	0 2 2	0 0.0	0 0 0	0 0	0 1 1	0 0.0	0 0 0	1 0	INACTIVE			
11/20 Tampa Bay	1 0 1	1 0.0	0 0 0	1 0	1 1 2	0 0.0	0 0 0	0 0	0 0 0	0 0.0	0 0 0	0 0
11/27 at Denver	3 0 3	1 1.0	0 0 0	3 1	1 0 1	0 0.0	0 0 0	0 0	0 0 0	0 0.0	0 0 0	0 0
12/04 at Atlanta												
12/08 Oakland												
12/18 Tennessee												
12/25 Denver												
01/01 at San Diego												
TOTALS	6 2 8	2 1.0	0 0 0	4 1	31 4 35	3 1.0	2 0 1	3 3	10 1 11	0 0.0	1 0 0	0 3
DATE OPP.	Nicholas Williams				Ramik Wilson				Frank Zombo			
	S ATK	TFL SK	INT FR FF	PR PD	S A TK	TFL SK	INT FR FF	PR PD	S A TK	TFL SK	INT FR FF	PR PD
09/11 San Diego	1 1 2	0 0.0	0 0 0	0 0	PRACTICE SQUAD				5 1 6	0 0.0	0 0 0	0 1
09/18 at Houston	1 0 1	0 0.0	0 0 0	0 0	PRACTICE SQUAD				4 1 5	0 0.0	0 0 0	0 0
09/25 New York Jets	0 0 0	0 0.0	0 0 0	0 0	PRACTICE SQUAD				3 2 5	0 0.0	0 0 1	0 0
10/02 at Pittsburgh	2 0 2	0 0.0	0 0 0	0 0	PRACTICE SQUAD				3 1 4	1 0.0	0 0 0	0 0
10/16 at Oakland	0 0 0	0 0.0	0 0 0	0 0	PRACTICE SQUAD				2 0 2	0 0.0	0 0 0	0 0
10/23 New Orleans		Dolphins			5 3 8	0 0.0	0 0 0	0 0	2 2 4	1 0.0	0 0 0	0 0
10/30 at Indianapolis		Dolphins			2 1 3	0 0.0	0 1 0	0 0	1 0 1	1 1.0	0 0 0	2 0
11/06 Jacksonville		Dolphins			5 0 5	1 0.0	1 0 1	0 1	0 1 1	0 0.0	0 0 0	0 0
11/13 at Carolina		Dolphins			3 2 5	0 0.0	0 0 0	0 0	1 3 4	0 0.0	0 0 0	0 0
11/20 Tampa Bay		Dolphins			7 1 8	1 0.0	0 0 0	0 0	2 0 2	0 0.0	0 0 0	0 0
11/27 at Denver		Dolphins			2 3 5	0 0.0	0 0 0	0 0	0 0 0	0 0.0	0 0 0	0 0
12/04 at Atlanta												
12/08 Oakland												
12/18 Tennessee												
12/25 Denver												
01/01 at San Diego												
TOTALS	4 1 5	0 0.0	0 0 0	0 0	24 10 34	2 0.0	1 1 1	0 1	23 11 34	3 1.0	0 0 1	2 1

Individual GxG Stats: SPECIAL TEAMS

2016 REGULAR SEASON INDIVIDUAL SPECIAL TEAMS GAME-BY-GAME STATS

DATE OPP.	Kenneth Acker			D.J. Alexander			Demetrius Harris			Tyreek Hill			Dezman Moses			Eric Murray		
	TKL	AST	TOT	TKL	AST	TOT	TKL	AST	TOT	TKL	AST	TOT	TKL	AST	TOT	TKL	AST	TOT
09/11 San Diego	INACTIVE			0	0	0	1	0	1	1	0	1	NOT ON ROSTER			1	0	1
09/18 at Houston	INACTIVE			1	0	1	0	0	0	1	1	2	1	0	1	1	0	1
09/25 New York Jets	INACTIVE			1	1	2	1	0	1	0	1	1	0	0	0	0	0	0
10/02 at Pittsburgh	0	0	0	0	0	0	0	0	0	0	0	0	0	0	0	1	0	1
10/16 at Oakland	INACTIVE			0	0	0	0	0	0	1	0	1	NOT ON ROSTER			0	0	0
10/23 New Orleans	0	0	0	0	0	0	0	0	0	0	0	0	NOT ON ROSTER			0	0	0
10/30 at Indianapolis	0	0	0	0	0	0	0	0	0	0	0	0	NOT ON ROSTER			1	0	1
11/06 Jacksonville	0	1	1	2	1	3	1	0	1	0	0	0	NOT ON ROSTER			0	0	0
11/13 at Carolina	0	0	0	0	1	1	0	0	0	0	0	0	NOT ON ROSTER			0	0	0
11/20 Tampa Bay	0	0	0	0	0	0	0	0	0	0	0	0	NOT ON ROSTER			1	0	1
11/27 at Denver	0	0	0	3	0	3	0	0	0	0	0	0	NOT ON ROSTER			0	0	0
12/04 at Atlanta																		
12/08 Oakland																		
12/18 Tennessee																		
12/25 Denver																		
01/01 at San Diego																		
TOTALS	0	1	1	7	3	10	3	0	3	3	2	5	1	0	1	5	0	5

DATE OPP.	Steven Nelson			James O'Shaughnessy			Demarcus Robinson			Cairo Santos			Anthony Sherman			Terrance Smith		
	TKL	AST	TOT	TKL	AST	TOT	TKL	AST	TOT	TKL	AST	TOT	TKL	AST	TOT	TKL	AST	TOT
09/11 San Diego	1	0	1	0	0	0	0	0	0	0	0	0	0	0	0	PRACTICE SQUAD		
09/18 at Houston	0	0	0	0	1	1	1	0	1	0	0	0	0	0	0	PRACTICE SQUAD		
09/25 New York Jets	0	0	0	1	0	1	0	0	0	0	0	0	1	0	1	PRACTICE SQUAD		
10/02 at Pittsburgh	0	0	0	0	0	0	0	0	0	0	0	0	0	0	0	PRACTICE SQUAD		
10/16 at Oakland	0	0	0	1	0	1	0	0	0	1	0	1	2	0	2	PRACTICE SQUAD		
10/23 New Orleans	0	0	0	0	0	0	1	0	1	0	0	0	1	0	1	PRACTICE SQUAD		
10/30 at Indianapolis	0	0	0	0	0	0	1	0	1	0	0	0	0	0	0	PRACTICE SQUAD		
11/06 Jacksonville	0	0	0	0	0	0	0	0	0	0	0	0	0	0	0	0	1	1
11/13 at Carolina	0	0	0	0	1	1	1	0	1	0	0	0	0	0	0	0	0	0
11/20 Tampa Bay	0	0	0	0	0	0	0	0	0	0	0	0	0	0	0	0	0	0
11/27 at Denver	INACTIVE			0	0	0	0	0	0	0	0	0	0	0	0	0	0	0
12/04 at Atlanta																		
12/08 Oakland																		
12/18 Tennessee																		
12/25 Denver																		
01/01 at San Diego																		
TOTALS	1	0	1	2	2	4	4	0	4	1	0	1	4	0	4	0	1	1

DATE OPP.	Daniel Sorensen			De'Anthony Thomas			Albert Wilson			James Winchester			Frank Zombo		
	TKL	AST	TOT	TKL	AST	TOT	TKL	AST	TOT	TKL	AST	TOT	TKL	AST	TOT
09/11 San Diego	0	0	0	INACTIVE			0	0	0	0	0	0	0	0	0
09/18 at Houston	1	0	1	INACTIVE			0	0	0	0	0	0	0	0	0
09/25 New York Jets	0	0	0	INACTIVE			0	0	0	0	0	0	0	0	0
10/02 at Pittsburgh	0	0	0	INACTIVE			0	0	0	0	0	0	0	0	0
10/16 at Oakland	0	1	1	0	0	0	0	1	1	0	0	0	0	0	0
10/23 New Orleans	0	0	0	0	0	0	0	0	0	1	0	1	0	0	0
10/30 at Indianapolis	0	0	0	1	0	1	0	0	0	0	0	0	0	0	0
11/06 Jacksonville	1	0	1	0	1	1	0	0	0	0	0	0	1	0	1
11/13 at Carolina	0	0	0	0	0	0	0	0	0	1	0	1	0	0	0
11/20 Tampa Bay	0	0	0	1	0	1	1	0	1	0	0	0	0	0	0
11/27 at Denver	1	0	1	0	0	0	0	0	0	0	0	0	0	0	0
12/04 at Atlanta															
12/08 Oakland															
12/18 Tennessee															
12/25 Denver															
01/01 at San Diego															
TOTALS	3	1	4	2	1	3	1	1	2	2	0	2	1	0	1

Individual GxG Stats: PUNT RETURNS

2016 REGULAR SEASON INDIVIDUAL GAME-BY-GAME STATS													
PUNT RETURNS:		D.J. Alexander						Tyreek Hill					
DATE	OPP.	NO.	YDS	AVG	LG	FC	TD	NO.	YDS	AVG	LG	FC	TD
09/11	San Diego	1	0	0.0	--	0	0	3	35	11.7	14	0	0
09/18	at Houston	0	0	0	--	0	0	4	63	15.8	32	0	0
09/25	New York Jets	0	0	0	--	0	0	2	29	14.5	19	0	0
10/02	at Pittsburgh	0	0	0	--	0	0	2	20	10.0	14	0	0
10/16	at Oakland	0	0	0	--	0	0	1	50	50.0	50	1	0
10/23	New Orleans	0	0	0	--	0	0	1	0	0.0	--	1	0
10/30	at Indianapolis	0	0	0	--	0	0	3	57	19.0	28	2	0
11/06	Jacksonville	0	0	0	--	0	0	2	46	23.0	36	1	0
11/13	at Carolina	0	0	0	--	0	0	3	27	9.0	21	0	0
11/20	Tampa Bay	0	0	0	--	0	0	1	20	20.0	20	0	0
11/27	at Denver	0	0	0	--	0	0	2	28	14.0	17	1	0
12/04	at Atlanta												
12/08	Oakland												
12/18	Tennessee												
12/25	Denver												
01/01	at San Diego												
TOTALS		1	0	0.0	0	0	0	24	375	15.6	50	6	0

Individual GxG Stats: KICKOFF RETURNS

2016 REGULAR SEASON INDIVIDUAL GAME-BY-GAME STATS																				
KICKOFF RETURNS: DATE OPP.		Knile Davis						Demetrius Harris						Tyreek Hill						
		NO.	YDS	AVG	LG	FC	TD	NO.	YDS	AVG	LG	FC	TD	NO.	YDS	AVG	LG	FC	TD	
09/11	San Diego	0	0	0	--	0	0	0	0	0	--	0	0	0	0	0	0	0	0	
09/18	at Houston	3	75	25.0	29	0	0	0	0	0	--	0	0	3	83	27.7	30	0	0	
09/25	New York Jets	0	0	0	--	0	0	0	0	0	--	0	0	2	21	10.5	16	0	0	
10/02	at Pittsburgh	3	51	17.0	30	0	0	0	0	0	--	0	0	2	54	27.0	33	0	0	
10/16	at Oakland	<i>INACTIVE</i>						0	0	0	--	0	0	1	30	30.0	30	0	0	
10/23	New Orleans	<i>Packers</i>						1	19	19.0	19	0	0	0	0	0	--	0	0	0
10/30	at Indianapolis	<i>Packers</i>						0	0	0	--	0	0	1	21	21.0	21	0	0	
11/06	Jacksonville	0	0	0	--	0	0	0	0	0	--	0	0	1	26	26.0	26	0	0	
11/13	at Carolina	1	21	21.0	21	0	0	0	0	0	--	0	0	0	0	0	--	0	0	
11/20	Tampa Bay	2	42	21.0	22	0	0	0	0	0	--	0	0	1	21	21.0	21	0	0	
11/27	at Denver	0	0	0	--	0	0	0	0	0	--	0	0	1	86	86.0	86t	0	1	
12/04	at Atlanta																			
12/08	Oakland																			
12/18	Tennessee																			
12/25	Denver																			
01/01	at San Diego																			
TOTALS		9	189	21.0	30	0	0	1	19	19.0	19	0	0	12	342	28.5	86t	0	1	

KICKOFF RETURNS:		De'Anthony Thomas						
DATE	OPP.	NO.	YDS	AVG	LG	FC	TD	
09/11	San Diego	<i>INACTIVE</i>						
09/18	at Houston	<i>INACTIVE</i>						
09/25	New York Jets	<i>INACTIVE</i>						
10/02	at Pittsburgh	<i>INACTIVE</i>						
10/16	at Oakland	0	0	0	--	0	0	
10/23	New Orleans	0	0	0	--	0	0	
10/30	at Indianapolis	0	0	0	--	0	0	
11/06	Jacksonville	1	7	7.0	7	0	0	
11/13	at Carolina	0	0	0	--	0	0	
11/20	Tampa Bay	2	42	21.0	22	0	0	
11/27	at Denver	1	41	41.0	41	0	0	
12/04	at Atlanta							
12/08	Oakland							
12/18	Tennessee							
12/25	Denver							
01/01	at San Diego							
TOTALS		4	90	22.5	41	0	0	

2016 CHIEFS PLAYER PARTICIPATION

	9/11	9/18	9/25	10/2	10/16	10/23	10/30	11/6	11/13	11/20	11/27	12/4	12/8	12/18	12/25	1/1	REG. SEASON	PLAYOFF
	@ SD	@ HOU	@ NYJ	@ PIT	@ OAK	@ NO	@ IND	@ JAX	@ NC	@ TB	@ DEN	@ ATL	OAK	TEN	DEN	@ SD	GP/GS	
Acker, Kenneth	*	*	*	P	*	*	P	P	P	P	P	RCB					7/1	0/0
Alexander, D.J.	P	P	P	P	P	P	P	P	P	P	P						11/0	0/0
Bailey, Allen	RDE	RDE	RDE	RDE	RDE	IR	IR	IR	IR	IR	IR						5/5	0/0
Barnes, Deion	--	--	--	--	--	--	PS	--	--	--	--						0/0	0/0
Barnes, T.J.	--	--	--	--	--	PS	PS	PS	PS	PS	PS						0/0	0/0
Barrington, Sam	P	*	*	*	*	*	X										2/0	0/0
Berry, Eric	SS	SS	SS	SS	SS	SS	SS	SS	SS	SS	SS						11/11	0/0
Bray, Tyler	*	*	*	*	*	*	X	*	*	*	*						0/0	0/0
Brooks, Zac	--	--	--	--	--	--	PS	PS	--	--	--						0/0	0/0
Charles, Jamaal	*	*	*	P	P	P	*	IR	IR	IR	IR						3/0	0/0
Cheek, Joseph	--	--	--	--	--	--	--	--	PS	PS	PS						0/0	0/0
Colquitt, Dustin	P	P	P	P	P	P	P	P	P	P	P						11/0	0/0
Conley, Chris	WR	P	P	WR	WR	WR	WR	WR	WR	WR	WR						11/9	0/0
Cook, Kenny	IR	IR	IR	IR	IR	IR	IR	IR	IR	IR	IR						0/0	0/0
Davis, Knile	P	P	P	P	*	--	--	P	P	P	P						8/0	0/0
Devey, Jordan	PS	P	RG	*	*	*	*	--	PS	PS	PS						2/1	0/0
Duvernay-Tardif, Laurer	RG	*	X	RG	RG	RG	RG	RG	RG	RG	RG						9/9	0/0
Ehinger, Parker	LG	*	*	P	LG	LG	LG	IR	IR	IR	IR						5/4	0/0
Fisher, Eric	LT	LT	LT	LT	LT	LT	LT	LT	LT	LT	LT						11/11	0/0
Foles, Nick	X	X	X	X	X	X	X	P	QB	X	X						2/1	0/0
Ford, Dee	LOLB	LOLB	LOLB	LOLB	LOLB	LOLB	LOLB	LOLB	LOLB	ROLB	*						10/10	0/0
Fulton, Zach	P	LG	LG	LG	P	P	P	LG	LG	LG	LG						11/7	0/0
Gaines, Phillip	RCB	RCB	RCB	*	P	*	P	RCB	P	P	RCB						9/5	0/0
Hali, Tamba	P	P	P	P	P	P	P	P	P	P	ROLB						11/1	0/0
Hall, Jimmy	--	--	--	--	--	--	--	--	PS	PS	PS						0/0	0/0
Hammond Jr., Frankie	PS	PS	PS	PS	PS	PS	PS	PS	PS	PS	PS						0/0	0/0
Harris, Demetrius	P	TE	TE	TE	TE	P	P	TE	P	TE	TE						11/7	0/0
Harris, Vernon	IR	IR	IR	IR	IR	IR	IR	IR	IR	IR	IR						0/0	0/0
Hill, Tyreek	P	P	P	P	P	P	P	P	P	P	P						11/0	0/0
Houston, Justin	PUP	PUP	PUP	PIUP	PUP	PUP	PUP	PUP	*	LOLB	LOLB						2/2	0/0
Howard, Jaye	LDE	P	P	LDE	LDE	LDE	LDE	P	*	*	*						8/5	0/0
Jenkins, Jarvis	--	--	--	--	--	--	--	--	--	P	P						2/0	0/0
Johnson, Derrick	LILB	LILB	LILB	LILB	LILB	LILB	LILB	LILB	LILB	LILB	RILB						11/11	0/0
Jones, Chris	P	P	P	P	P	RDE	RDE	RDE	RDE	RDE	RDE						11/6	0/0
Jones, Seantavius	PS	PS	PS	PS	PS	PS	PS	PS	PS	PS	PS						0/0	0/0
Kelce, Travis	TE	TE	TE	TE	TE	TE	TE	TE	TE	TE	TE						11/11	0/0
King, David	PS	PS	PS	PS	PS	PS	PS	X	P	PS	PS						1/0	0/0
Maclin, Jeremy	WR	WR	WR	WR	WR	WR	WR	WR	*	*	*						8/8	0/0
March-Lillard, Justin	RILB	RILB	RILB	RILB	RILB	IR	IR	IR	IR	IR	IR						5/5	0/0
Mauga, Josh	IR	IR	IR	IR	IR	IR	IR	IR	IR	IR	IR						0/0	0/0
Millard, Trey	IR	IR	IR	IR	IR	IR	IR	IR	IR	IR	IR						0/0	0/0
Mitchell, Terrance	PS	PS	PS	PS	PS	*	P	*	PS	PS	P						2/0	0/0
Moore, Sio	--	--	--	--	--	--	--	--	--	--	--						1/0	0/0
Morse, Mitch	C	C	C	C	C	C	C	C	C	C	C						11/11	0/0
Moses, Dezman	--	P	P	P	--	--	--	--	--	--	--						3/0	0/0
Munyer, Daniel	--	--	--	--	--	--	--	--	--	--	--						0/0	0/0
Murray, Eric	P	P	P	P	P	P	P	P	P	P	P						11/0	0/0
Nelson, Steven	P	CB	CB	RCB	RCB	RCB	RCB	CB	RCB	LCB	*						10/9	0/0
Nicolas, Dadi	P	X	P	P	P	P	P	X	P	*	X						7/0	0/0
Nunez-Roches, Rakeem	*	--	PS	PS	PS	P	P	P	LDE	LDE	LDE						6/3	0/0
Okine, Earl	PS	PS	PS	PS	PS	PS	--	--	PS	--	PS						0/0	0/0
O'Shaughnessy, James	P	P	P	P	P	P	P	P	P	P	P						11/1	0/0
Parker, Ron	FS	FS	FS	FS	FS	FS	FS	FS	FS	FS	FS						11/11	0/0
Patmon, Tyler	--	--	--	--	--	PS	PS	--	--	--	--						0/0	0/0
Person, Mike	--	--	--	--	--	--	--	*	*	*	*						0/0	0/0
Peters, Marcus	LCB	LCB	LCB	LCB	LCB	LCB	LCB	LCB	LCB	*	LCB						10/10	0/0
Poe, Dontari	NT	NT	NT	NT	NT	NT	NT	NT	NT	NT	NT						11/11	0/0
Pughsley, Jarrad	PS	PS	PS	PS	PS	PS	PS	PS	PS	--	--						0/0	0/0
Reaves, Darrin	PS	PS	PS	PS	PS	PS	PS	PS	PS	PS	PS						0/0	0/0
Reid, Jah	X	RG	*	*	X	X	P	P	P	P	P						6/1	0/0
Reyes, Kendall	--	--	--	--	--	X	P	P	P	P	P						5/0	0/0
Richardson, Bobby	--	--	--	--	--	--	PS	PS	--	--	--						0/0	0/0
Robinson, Demarcus	P	P	P	P	P	P	P	P	P	P	P						11/0	0/0
Russell, KeiVarae	*	--	--	--	--	--	--	--	--	--	--						0/0	0/0
Sankey, Bishop	--	--	--	--	--	--	--	--	*	*	*						0/0	0/0
Santos, Cairo	P	P	P	P	P	P	P	P	P	P	P						11/0	0/0
Schwartz, Mitchell	RT	RT	RT	RT	RT	RT	RT	RT	RT	RT	RT						11/11	0/0
Sherman, Anthony	P	P	P	P	P	P	FB	P	P	P	P						11/1	0/0
Smith, Alex	QB	QB	QB	QB	QB	QB	QB	*	QB	QB	QB						10/10	0/0
Smith, Terrance	PS	PS	PS	PS	PS	PS	PS	P	P	P	P						4/0	0/0
Sorensen, Daniel	P	P	P	P	P	P	P	P	P	P	P						11/0	0/0
Stave, Joel	--	--	--	--	--	--	--	--	PS	PS	PS						0/0	0/0
Sterup, Zach	*	*	*	*	*	*	*	PS	--	--	--						0/0	0/0
Thomas, De'Anthony	*	*	*	*	P	P	P	P	P	P	P						7/0	0/0
Travis, Ross	P	TE	TE	P	*	*	*	*	TE	P	*						6/3	0/0
Ware, Spencer	RB	RB	RB	RB	RB	RB	RB	RB	RB	RB	RB						10/10	0/0
West, Charcandrick	P	P	P	*	P	P	P	RB	P	P	P						10/1	0/0
White, D.J.	P	P	P	P	P	P	*	*	*	P	P						8/0	0/0
Williams, Nick	P	P	P	P	P	--	--	--	--	--	--						5/0	0/0
Wilson, Albert	WR	P	P	P	P	P	WR	P	WR	WR	P						11/4	0/0
Wilson, Ramik	PS	PS	PS	PS	PS	RILB	RILB	RILB	RILB	LILB	RILB						6/6	0/0
Winchester, James	P	P	P	P	P	P	P	P	P	P	P						11/0	0/0
Witzmann, Bryan	*	P	P	X	*	*	*	P	P	P	P						6/0	0/0
Zombo, Frank	ROLB	ROLB	ROLB	ROLB	ROLB	ROLB	ROLB	ROLB	ROLB	P	P						11/9	0/0

Key: Starters indicated by position UNS - Unsigned S - SUS - Team Suspension
P - Played IR - Reserve/Injured P - NFL - League Suspension
I - Injured/Did Not Play PS - Practice Squad I - NFI - Reserve/Non-Football Injury
* - On Inactive List -- Not On Roster * - PSI - Practice Squad Injured
X - Did Not Play (Non-Injury) PUP - Reserve/Physically-Unable-To-Play X - # - Roster Exemption

2016 KANSAS CITY CHIEFS CAPTAINS

Date	Opponent		
9/11	SAN DIEGO	Eric Berry Dustin Colquitt	Alex Smith
9/18	@ Houston	Knile Davis Derrick Johnson	Jeremy Maclin
9/25	NEW YORK JETS	Dontari Poe Anthony Sherman	Spencer Ware
10/2	@ Pittsburgh	Eric Fisher Tamba Hali	Demetrius Harris
10/16	@ Oakland	D.J. Alexander Marcus Peters	Mitchell Schwartz
10/23	NEW ORLEANS	Jamaal Charles Ron Parker	Daniel Sorensen
10/30	@ Indianapolis	Dee Ford Travis Kelce	Cairo Santos
11/6	JACKSONVILLE	Laurent Duvernay-Tardif Ramik Wilson	Steven Nelson
11/13	@ Carolina	Zach Fulton Phillip Gaines	Frank Zombo
11/20	TAMPA BAY	Justin Houston Mitch Morse	De'Anthony Thomas
11/27	@ Denver	Eric Berry Dustin Colquitt	Alex Smith
12/4	@ Atlanta		
12/8	OAKLAND		
12/18	TENNESSEE		
12/25	DENVER		
1/1	@ San Diego		

Game-By-Game Inactives

2016 Regular Season INACTIVES			
DATE	OPPONENT	PLAYERS	
09/11	San Diego	Kenneth Acker Tyler Bray Jamaal Charles Rakeem Nunez-Roches	KeiVarae Russell De'Anthony Thomas Bryan Witzmann
09/18	at Houston	Kenneth Acker Sam Barrington Tyler Bray Jamaal Charles	Laurent Duvernay-Tardif Parker Ehinger De'Anthony Thomas
09/25	New York Jets	Kenneth Acker Sam Barrington Tyler Bray Jamaal Charles	Parker Ehinger Jah Reid De'Anthony Thomas
10/02	at Pittsburgh	Sam Barrington Tyler Bray Jordan Devey Phillip Gaines	Jah Reid De'Anthony Thomas Charcandrick West
10/16	at Oakland	Kenneth Acker Tyler Bray Knile Davis Jordan Devey	Sio Moore Ross Travis Bryan Witzmann
10/23	New Orleans	Tyler Bray Jordan Devey Phillip Gaines Terrance Mitchell	Sio Moore Ross Travis Bryan Witzmann
10/30	at Indianapolis	Sam Barrington Tyler Bray Jamaal Charles Jordan Devey	Ross Travis D.J. White Bryan Witzmann
11/06	Jacksonville	Terrance Mitchell Mike Person Bishop Sankey Alex Smith	Ross Travis Spencer Ware D.J. White
11/13	at Carolina	Tyler Bray Justin Houston Jaye Howard Jeremy Maclin	Mike Person Bishop Sankey D.J. White
11/20	Tampa Bay	Tyler Bray Jaye Howard Jeremy Maclin Dadi Nicolas	Mike Person Marcus Peters Bishop Sankey
11/27	at Denver	Tyler Bray Dee Ford Jaye Howard Jeremy Maclin	Steven Nelson Mike Person Ross Travis
12/04	at Atlanta	--	--
12/08	Oakland	--	--
12/18	Tennessee	--	--
12/25	Denver	--	--
01/01	at San Diego	--	--

2016 TURNOVER CHART

DEFENSIVE TAKEAWAYS					
Date	Opponent	Takeaway	Qtr.	Yd-Line	Result
9/11	SAN DIEGO	None			
9/18	@Houston	M. Peters INT (B. Osweiler)	1	KC-0	Fumble
		M. Peters INT (B. Osweiler)	3	KC-21	FG
9/25	NEW YORK JETS	M. Peters INT (R. Fitzpatrick)	1	NYJ-35	TD
		P. Gaines FF; E. Murray FR	2	KC-48	FG
		E. Berry INT (R. Fitzpatrick)	3	KC-(-8)	Downs
		M. Peters INT (R. Fitzpatrick)	4	KC-(-4)	Punt
		D. Sorensen INT (R. Fitzpatrick)	4	KC-22	Punt
		D. Johnson INT (R. Fitzpatrick)	4	KC-45	TD
		D. White INT (R. Fitzpatrick)	4	KC- (-2)	End of Game
10/2	@ Pittsburgh	None			
10/16	@ Oakland	M. Peters INT (D. Carr)	1	KC-43	TD
		T. Hali FR	4	KC-12	Punt
10/23	NEW ORLEANS	D. Sorensen INT (D. Brees)	1	NO-48	TD
		R. Parker FF; M. Peters FR	4	KC-9	Punt
10/30	@ Indianapolis	R. Wilson FR	1	IND-23	Missed FG
		P. Gaines INT (A. Luck)	2	IND-36	TD
11/6	JACKSONVILLE	R. Wilson INT (B. Bortles)	2	JAX-32	FG
		P. Gaines FF; S. Nelson FR	3	JAX 38	FG
		J. Howard FF; M. Peters FR	4	KC- (-2)	Punt
11/13	@ Carolina	E. Berry INT (C. Newton)	4	CAR-42	TD
		M. Peters FF; M. Peters FR	4	CAR-34	FG
11/20	TAMPA BAY	S. Nelson FR	1	KC-21	Punt
11/27	@ Denver	None			
12/4	@ Atlanta				
12/8	OAKLAND				
12/18	TENNESSEE				
12/25	DENVER				
1/1	@ San Diego				

OFFENSIVE GIVEAWAYS					
Date	Opponent	Giveaway	Qtr.	Yd-Line	Result
9/11	SAN DIEGO	A. Smith INT (J. Verrett)	4	KC-44	Missed FG
9/18	@ Houston	A. Smith fumble (J. Watt FR)	1	KC-38	TD
		S. Ware fumble (Q. Demps FF; K. Johnson FR)	2	HOU-33	FG
		A. Smith fumble (J. Simon FF; W. Mercilus FR)	2	KC-44	Missed FG
9/25	NEW YORK JETS	S. Ware fumble (M. Gilchrist FF; Touchback)	3	KC-1	INT
10/2	@ Pittsburgh	A. Smith INT (J. Jones)	1	KC-24	TD
		S. Ware fumble (R. Cockrell FR)	1	KC-32	TD
10/16	@ Oakland	None			
10/23	NEW ORLEANS	None			
10/30	@ Indianapolis	None			
11/6	JACKSONVILLE	None			
11/13	@ Carolina	A. Smith INT (T. Boston)	1	CAR-7	Punt
11/20	TAMPA BAY	A. Smith INT (C. Conte)	4	TB-(-5)	TD
		L. David FF; G. McCoy FR	4	KC-27	End of Game
11/27	@ Denver				
12/4	@ Atlanta				
12/8	OAKLAND				
12/18	TENNESSEE				
12/25	DENVER				
1/1	@ San Diego				

SPECIAL TEAMS/MISC. TAKEAWAYS					
Date	Opponent	Takeaway	Qtr.	Yd-Line	Result
9/25	NEW YORK JETS	D. Harris FR	2	NYJ-27	TD
11/6	JACKSONVILLE	D. Alexander FF; J. O'Shaughnessy FR	1	JAX-23	TD
11/27	@ Denver	J. Winchester FR	4	KC-41	Punt

SPECIAL TEAMS/MISC. GIVEAWAYS					
Date	Opponent	Giveaway	Qtr.	Yd-Line	Result

2016 TURNOVERS						
Offense:	10 Giveaways 32 Points (4 TDs, 1 FG)	<table border="1"> <tr> <th colspan="2">Ratio</th> </tr> <tr> <td colspan="2">+14 (24 takes, 10 gives)</td> </tr> </table>	Ratio		+14 (24 takes, 10 gives)	
Ratio						
+14 (24 takes, 10 gives)						
Defense:	21 Takeaways 58 Points (6 TDs, 5 FGs)					
Special Teams:	0 Giveaways 0 Points (0 TD, 0 FG)	<table border="1"> <tr> <th colspan="2">Points Off Turnovers Ratio</th> </tr> <tr> <td colspan="2">+40 (72 scored, 32 allowed)</td> </tr> </table>	Points Off Turnovers Ratio		+40 (72 scored, 32 allowed)	
Points Off Turnovers Ratio						
+40 (72 scored, 32 allowed)						
	3 Takeaway 14 Points (2 TD, 0 FG)					

2016 TAKEAWAY/GIVEAWAY CHART							
Date	Opponent	KC +/- Ratio	KC Takes	Points Off Takes	KC Gives	Points Off Gives	Points Off TO Ratio
9/11	SAN DIEGO	-1	0(0 FUM, 0 INT)	0	1 (0 FUM, 1INT)	0	0
9/18	@ Houston	-1	2 (0 FUM, 2 INT)	3	3 (3 FUM, 0 INT)	10	-7
9/25	NEW YORK JETS	+7	8 (2 FUM, 6 INT)	24	1 (1 FUM, 0 INT)	0	+24
10/2	@ Pittsburgh	-2	0 (0 FUM, 0 INT)	0	2 (1 FUM, 1 INT)	15	-15
10/16	@ Oakland	+2	2 (1 FUM, 1 INT)	7	0 (0 FUM, 0 INT)	0	+7
10/23	NEW ORLEANS	+2	2 (1 FUM, 1 INT)	7	0 (0 FUM, 0 INT)	0	+7
10/30	Indianapolis	+2	2 (1 FUM, 1 INT)	7	0 (0 FUM, 0 INT)	0	+7
11/6	JACKSONVILLE	+4	4 (3 FUM, 1 INT)	13	0 (0 FUM, 0 INT)	0	+13
11/13	Carolina	+1	2 (1 FUM, 1 INT)	11	1 (0 FUM, 1 INT)	0	+11
11/20	TAMPA BAY	-1	1 (1 FUM, 0 INT)	0	1 (1 FUM, 1 INT)	7	-7
11/27	@ Denver	+1	1 (1 FUM, 0 INT)	0	0 (0 FUM, 0 INT)	0	0
	TOTALS	+14	24 (11 FUM, 13 INT)	72	10 (6 FUM, 4 INT)	32	+ 40

Inside the 20

INSIDE THE 20			
DATE	OPPONENT	OFFENSE	DEFENSE
09/11	San Diego	TD - Pass TD - Pass FG - 33 yards TD - Run TD - Run	TD - Run TD - Run TD - Pass FG - 29 yards FG - 28 yards
09/18	at Houston	FG - 35 yards FG - 30 yards	Interception FG - 32 yards FG - 24 yards FG - 31 yards
09/25	New York Jets	TD - Pass FG - 27 yards Fumble	FG - 28 yards Interception Interception Interception
10/02	at Pittsburgh	Downs TD - Pass TD - Pass	TD - Pass TD - Pass TD - Run
10/16	at Oakland	TD - Run TD - Run Missed FG TD - Run FG - 22 yards End of Game	TD - Pass
10/23	New Orleans	NONE	TD - Pass TD - Pass Fumble TD - Pass
10/30	at Indianapolis	FG - 33 yards Missed FG TD - Pass TD - Pass FG - 22 yards	TD - Pass TD - Pass
11/06	Jacksonville	FG - 26 yards FG - 24 yards FG - 36 yards	TD - Pass Fumble TD - Pass
11/13	at Carolina	FG - 36 yards FG - 33 yards FG - 37 yards	TD - Run
11/20	Tampa Bay	FG - 22 yards TD - Run Interception TD - Pass	Fumble FG - 31 yards FG - 22 yards FG - 36 yards TD - Pass
11/27	at Denver	TD - Run TD - Pass FG - 37 yards FG - 34 yards	FG - 33 yards TD - Pass FG - 44 yards
12/04	at Atlanta	--	--
12/08	Oakland	--	--
12/18	Tennessee	--	--
12/25	Denver	--	--
01/01	at San Diego	--	--

INSIDE THE 20		
	OFFENSE	DEFENSE
Inside the 20	38	35
Scores	32	28
Touchdowns	16	17
Field Goals	16	11
Total Points in 20	159	152
Fumbles	1	3
Interceptions	1	4
Missed Field Goals	2	0
Lost on Downs	1	0
End of Half/Game	1	0
TDs Outside	5	7

Goal to Go Situations

GOAL TO GO SITUATIONS			
DATE	OPPONENT	OFFENSE	DEFENSE
09/11	San Diego	TD - Run TD - Run	TD - Run TD - Pass
09/18	at Houston	NONE	Interception
09/25	New York Jets	Field Goal - 27 yards Fumble	Interception Interception
10/02	at Pittsburgh	Lost on Downs TD - Pass	TD - Pass TD - Run
10/16	at Oakland	TD - Run TD - Run TD - Run Field Goal - 22 yards End of Game	TD - Pass
10/23	New Orleans	NONE	TD - Pass TD - Pass TD - Pass
10/30	at Indianapolis	Field Goal Missed - 28 yards Field Goal - 22 yards	TD - Pass
11/06	Jacksonville	NONE	TD - Pass Fumble
11/13	at Carolina	NONE	TD - Run
11/20	Tampa Bay	Field Goal - 22 yards Interception TD - Pass	Field Goal - 22 yards
11/27	at Denver	TD - Pass	TD - Pass
12/04	at Atlanta	--	--
12/08	Oakland	--	--
12/18	Tennessee	--	--
12/25	Denver	--	--
01/01	at San Diego	--	--

	OFFENSE	DEFENSE
Goal-To-Go Situations	17	17
Scores	12	13
Touchdowns	8	12
Field Goals	4	1
Total Points	67	87
Fumbles	1	1
Interceptions	1	3
Missed Field Goals	1	0
Lost on Downs	1	0
End of Half/Game	1	0

Big Run Plays (10+ Yards)

BIG RUN PLAYS (10+ YARDS)					
DATE	OPPONENT	CHIEFS PLAYER	YDS.	OPP. PLAYER	YDS.
09/11	San Diego	Spencer Ware	11	Melvin Gordon	17
		Spencer Ware	10	Danny Woodhead	12
		Spencer Ware	14	Danny Woodhead	21
		Spencer Ware	13	Philip Rivers	10
09/18	at Houston	Spencer Ware	25	NONE	
		Charcandrick West	28		
		Charcandrick West	21		
09/25	New York Jets	Spencer Ware	17	Ryan Fitzpatrick	12
		Spencer Ware	13	Matt Forte	10
		Spencer Ware	16	Matt Forte	15
		Spencer Ware	11	Bilal Powell	13
				Bilal Powell	12
10/02	at Pittsburgh	Spencer Ware	46	Le'Veon Bell	14
				Le'Veon Bell	18
				Le'Veon Bell	12
				Le'Veon Bell	44
10/16	at Oakland	Spencer Ware	10	NONE	
		Jamaal Charles	17		
		Spencer Ware	45		
10/23	New Orleans	Spencer Ware	11	Tim Hightower	12
		Spencer Ware	12	Tim Hightower	13
		Tyreek Hill	18		
		Spencer Ware	11		
		Spencer Ware	11		
10/30	at Indianapolis	Charcandrick West	18	Frank Gore	11
				Andrew Luck	10
				Andrew Luck	13
				Andrew Luck	17
11/06	Jacksonville	Tyreek Hill	16	Chris Ivory	11
		Charcandrick West	14	Chris Ivory	13
				Chris Ivory	42
				Blake Bortles	12
				Marqise Lee	11
				T.J. Yeldon	16
				Chris Ivory	12
				Blake Bortles	26
11/13	at Carolina	Spencer Ware	12	Cam Newton	28
		Tyreek Hill	12	Jonathan Stewart	10
		Spencer Ware	11		
11/20	Tampa Bay	Spencer Ware	15	Doug Martin	12
		Alex Smith	11	Jameis Winston	12
11/27	at Denver	NONE		Devontae Booker	10
				Devontae Booker	13
				Trevor Siemian	14
12/04	at Atlanta	--	--	--	--
12/08	Oakland	--	--	--	--
12/18	Tennessee	--	--	--	--
12/25	Denver	--	--	--	--
01/01	at San Diego	--	--	--	--
TOTALS		28 - 469 (16.8), 1 TDS		34 - 528 (15.5), 0 TDS	

Big Pass Plays (20+ Yards)

BIG PASS PLAYS (20+ YARDS)					
DATE	OPPONENT	CHIEFS PLAYER	YDS.	OPP. PLAYER	YDS.
09/11	San Diego	Alex Smith -> Spencer Ware Alex Smith -> Travis Kelce Alex Smith -> Spencer Ware Alex Smith -> Jeremy Maclin Alex Smith -> Spencer Ware	28 20 45 22 20	Philip Rivers -> Tyrell Williams Philip Rivers -> Tyrell Williams Philip Rivers -> Hunter Henry	33 38 20
09/18	at Houston	Alex Smith -> Spencer Ware	34	Brock Osweiler -> Will Fuller Brock Osweiler -> DeAndre Hopkins Brock Osweiler -> Will Fuller Brock Osweiler -> DeAndre Hopkins	53 27 20 35
09/25	New York Jets	Alex Smith -> Chris Conley Alex Smith -> Travis Kelce	20 42	Ryan Fitzpatrick -> Robby Anderson Ryan Fitzpatrick -> Eric Decker	26 31
10/02	at Pittsburgh	Alex Smith -> Jeremy Maclin	20	Ben Roethlisberger -> Sammie Coates Ben Roethlisberger -> Darrius Heyward-Bey Ben Roethlisberger -> Antonio Brown Ben Roethlisberger -> David Johnson Ben Roethlisberger -> Markus Wheaton	47 31 38 26 30
10/16	at Oakland	Alex Smith -> Travis Kelce Alex Smith -> Albert Wilson Alex Smith -> Jeremy Maclin Alex Smith -> Spencer Ware	21 26 38 30	Derek Carr -> Amari Cooper Derek Carr -> Clive Walford	24 20
10/23	New Orleans	Alex Smith -> Spencer Ware Alex Smith -> Tyreek Hill	46 38	Drew Brees -> Coby Fleener Drew Brees -> Michael Thomas Drew Brees -> Michael Thomas Drew Brees -> Michael Thomas	30 23 21 21
10/30	at Indianapolis	Nick Foles -> Tyreek Hill Alex Smith -> Travis Kelce Alex Smith -> Spencer Ware Nick Foles -> Tyreek Hill Nick Foles -> Chris Conley Nick Foles -> Jeremy Maclin	49 21 23 34 33 28	Andrew Luck -> Jack Doyle Andrew Luck -> T.Y. Hilton	20 20
11/06	Jacksonville	Nick Foles -> Travis Kelce Nick Foles -> Albert Wilson Nick Foles -> Charcandrick West	23 23 24	Blake Bortles -> Allen Robinson Blake Bortles -> Marqise Lee	20 51
11/13	at Carolina	Alex Smith -> Tyreek Hill	27	Cam Newton -> Ed Dickson Cam Newton -> Devin Funchess	26 38
11/20	Tampa Bay	Alex Smith -> Tyreek Hill Alex Smith -> Travis Kelce Alex Smith -> Travis Kelce	42 21 44	Jameis Winston -> Mike Evans Jameis Winston -> Doug Martin Jameis Winston -> Mike Evans	23 27 31
11/27	at Denver	Alex Smith -> Travis Kelce	21	Trevor Siemian -> Emmanuel Sanders Trevor Siemian -> Demaryius Thomas Trevor Siemian -> Emmanuel Sanders Trevor Siemian -> Emmanuel Sanders Sanders Trevor Siemian -> Bennie Fowler Trevor Siemian -> Devontae Booker	20 24 64 35 76 22
12/04	at Atlanta	--	--	--	--
12/08	Oakland	--	--	--	--
12/18	Tennessee	--	--	--	--
12/25	Denver	--	--	--	--
01/01	at San Diego	--	--	--	--
TOTALS		29 - 863 (29.8), 4 TDS		35 - 1091 (31.2), 7 TDS	

Advances Chart

2016 Regular Season CHIEFS ADVANCES					
DATE	OPPONENT	RUSHES	COMPLETIONS	ADVANCES	OUTCOME
09/11	San Diego	19	34	53	W 33-27 OT
09/18	at Houston	19	20	39	L 19-12
09/25	New York Jets	27	25	52	W 24-3
10/02	at Pittsburgh	18	30	48	L 43-14
10/16	at Oakland	40	19	59	W 26-10
10/23	New Orleans	28	17	45	W 27-21
10/30	at Indianapolis	27	25	52	W 30-14
11/06	Jacksonville	22	20	42	W 19-14
11/13	at Carolina	20	25	45	W 20-17
11/20	Tampa Bay	21	24	45	L 19-17
11/27	at Denver	26	26	52	W 30-27 OT
12/04	at Atlanta	--	--	--	--
12/08	Oakland	--	--	--	--
12/18	Tennessee	--	--	--	--
12/25	Denver	--	--	--	--
01/01	at San Diego	--	--	--	--
TOTALS		267	265	532	

2016 Regular Season OPPONENT ADVANCES					
DATE	OPPONENT	RUSHES	COMPLETIONS	ADVANCES	OUTCOME
09/11	San Diego	32	25	57	W 33-27 OT
09/18	at Houston	34	19	53	L 19-12
09/25	New York Jets	22	20	42	W 24-3
10/02	at Pittsburgh	26	22	48	L 43-14
10/16	at Oakland	17	22	39	W 26-10
10/23	New Orleans	22	37	59	W 27-21
10/30	at Indianapolis	21	19	40	W 30-14
11/06	Jacksonville	32	22	54	W 19-14
11/13	at Carolina	29	23	52	W 20-17
11/20	Tampa Bay	34	24	58	L 19-17
11/27	at Denver	38	20	58	W 30-27 OT
12/04	at Atlanta	--	--	--	--
12/08	Oakland	--	--	--	--
12/18	Tennessee	--	--	--	--
12/25	Denver	--	--	--	--
01/01	at San Diego	--	--	--	--
TOTALS		307	253	560	

Chiefs Record When:	
Having 45 or more advances	7 - 2
Having 50 or more advances	5 - 0
Having less than 45 advances	1 - 1
Having less than 50 advances	3 - 3
	-
Allowing 45 or more advances	5 - 3
Allowing 50 or more advances	5 - 2
Allowing less than 45 advances	3 - 0
Allowing less than 50 advances	3 - 1

NOTE: Advances equal to all rushing attempts plus completions.

Scoring Drives

2016 Regular Season SCORING DRIVES								
DATE	OPPONENT	ACQUIRED	DRIVE START	PLAYS	YARDS	TIME	FIRST DOWNS	SCORING PLAY
09/11	San Diego	Kickoff	KC 25	7	46	3:09	2	C. Santos: 47-yard FG
		Kickoff	KC 25	7	75	3:15	3	T. Hill: 9-yard pass from A. Smith
		Missed FG	KC 44	7	56	2:02	4	J. Maclin: 19-yard pass from A. Smith
		Punt	KC 23	12	62	3:40	3	C. Santos: 33-yard FG
		Punt	SD 42	4	42	0:46	4	S. Ware: 5-yard run
		Kickoff	KC 30	10	70	5:07	5	A. Smith: 2-yard run
09/18	at Houston	Punt	HOU 34	4	-2	1:17	0	C. Santos: 54-yard FG
		Interception	KC 49	5	26	2:50	1	C. Santos: 43-yard FG
		Kickoff	KC 31	8	52	2:00	2	C. Santos: 35-yard FG
		Kickoff	KC 12	10	76	2:07	5	C. Santos: 30-yard FG
09/25	New York Jets	Interception	NYJ 35	4	35	2:11	3	T. Kelce: 12-yard pass from A. Smith
		Fumble	KC 47	14	44	6:59	4	C. Santos: 27-yard FG
10/02	at Pittsburgh	Punt	PIT 47	7	47	2:17	3	T. Hill: 9-yard pass from A. Smith
		Punt	KC 38	7	62	3:41	3	T. Kelce: 3-yard pass from A. Smith
10/16	at Oakland	Interception	KC 43	10	57	5:27	5	S. Ware: 2-yard run
		Missed FG	KC 42	6	58	3:18	3	J. Charles: 4-yard run
		Kickoff	KC 25	7	75	3:23	4	D. Poe: 1-yard run
		Punt	OAK 36	5	32	2:47	1	C. Santos: 22-yard FG
		Punt	KC 22	11	52	5:32	3	C. Santos: 44-yard FG
10/23	New Orleans	Kickoff	KC 25	5	75	2:00	3	S. Ware: 46-yard pass from A. Smith
		Punt	KC 15	8	85	4:58	6	T. Hill: 38-yard pass from A. Smith
		Kickoff	KC 37	7	42	3:36	2	C. Santos: 39-yard FG
		Kickoff	NO 46	6	23	2:05	1	C. Santos: 41-yard FG
10/30	at Indianapolis	Kickoff	KC 25	12	60	4:40	3	C. Santos: 33-yard FG
		Punt	KC 20	6	80	3:28	3	T. Kelce: 14-yard pass from N. Foles
		Interception	IND 36	3	36	0:19	2	J. Maclin: 13-yard pass from A. Smith
		Punt	KC 25	10	75	5:27	4	T. Hill: 34-yard pass from N. Foles
		Punt		10	46	5:05	3	C. Santos: 22-yard FG
		Punt	KC 30	8	44	3:34	2	C. Santos: 44-yard FG
11/06	Jacksonville	Fumble	JAX 23	2	23	0:14	1	A. Wilson: 23-yard pass from N. Foles
		Interception	JAX 13	4	5	2:06	0	C. Santos: 26-yard FG
		Fumble	JAX 38	4	5	1:32	0	C. Santos: 51-yard FG
		Punt	JAX 30	6	25	2:29	1	C. Santos: 24-yard FG
		Missed FG	KC 44	9	38	5:09	2	C. Santos: 36-yard FG
11/13	at Carolina	Kickoff	KC 25	12	46	1:42	4	C. Santos: 47-yard FG
		Punt	KC 20	11	62	3:19	4	C. Santos: 36-yard FG
		Punt	CAR 49	7	35	3:09	2	C. Santos: 33-yard FG
		Fumble	CAR 29	3	11	0:20	1	C. Santos: 37-yard FG
11/20	Tampa Bay	Kickoff	KC 22	14	74	7:53	5	C. Santos: 22-yard FG
		Kickoff	KC 20	6	80	3:06	3	A. Smith: 11-yard run
		Kickoff	KC 22	12	78	3:59	7	A. Wilson: 3-yard pass from A. Smith
11/27	at Denver	Kickoff		0	0	0:12	0	T. Hill: 86-yard run
		Kickoff	KC 25	12	75	7:07	5	T. Hill: 3-yard run
		Kickoff	KC 25	13	75	2:48	8	T. Hill: 3-yard pass from A. Smith
		Kickoff	KC 35	10	46	4:32	3	C. Santos: 37-yard FG
		Missed FG	DEN 48	4	32	1:01	2	C. Santos: 34-yard FG
12/04	at Atlanta	--	--	--	--	--	--	--
12/08	Oakland	--	--	--	--	--	--	--
12/18	Tennessee	--	--	--	--	--	--	--
12/25	Denver	--	--	--	--	--	--	--
01/01	at San Diego	--	--	--	--	--	--	--
	AVG			7.6	48.7	3:12	2.9	
	TOTALS			349	2,241	147:38	135	

Opponents Scoring Drives

2016 Regular Season SCORING DRIVES								
DATE	OPPONENT	ACQUIRED	DRIVE START	PLAYS	YARDS	TIME	FIRST DOWNS	SCORING PLAY
09/11	San Diego	Kickoff	SD 25	6	75	3:24	5	M. Gordon: 1-yard run
		Punt	SD 20	13	80	6:51	6	M. Gordon: 6-yard run
		Punt	KC 38	6	38	3:32	3	D. Woodhead: 4-yard pass from P. Rivers
		Punt	KC 45	9	34	4:00	3	J. Lambo: 29-yard FG
		Kickoff	SD 25	9	65	4:23	3	J. Lambo: 28-yard FG
09/18	at Houston	Fumble	KC 27	1	27	0:07	1	D. Hopkins: 27-yard pass from B. Osweiler
		Punt	HOU 17	14	69	6:43	4	N. Novak: 32-yard FG
		Fumble	KC 14	4	8	0:19	0	N. Novak: 24-yard FG
		Kickoff	HOU 40	11	47	5:22	3	N. Novak: 31-yard FG
		Kickoff	HOU 25	11	49	4:38	3	N. Novak: 43-yard FG
09/25	New York Jets	Kickoff	NYJ 44	9	46	3:56	2	N. Folk: 28-yard FG
10/02	at Pittsburgh	Fumble	KC 32	3	32	1:23	1	D. Heyward-Bey: 31-yard pass from B. Roethlisberger
		Interception	KC 4	1	4	0:04	1	A. Brown: 4-yard pass from B. Roethlisberger
		Punt	KC 40	2	40	0:47	1	A. Brown: 38-yard pass from B. Roethlisberger
		Punt	PIT 20	10	80	3:44	5	J. James: 9-yard pass from B. Roethlisberger
		Kickoff	PIT 25	6	75	3:41	3	M. Wheaton: 30-yard pass from B. Roethlisberger
		Kickoff	PIT 25	8	75	3:49	3	D. Williams: 2-yard run
10/16	at Oakland	Kickoff	KC 46	7	46	3:02	4	A. Holmes: 3-yard pass from D. Carr
		Missed FG	OAK 28	5	44	0:25	2	S. Janikowski: 46-yard FG
10/23	New Orleans	Punt	NO 20	10	80	4:40	6	B. Cooks: 9-yard pass from D. Brees
		Kickoff	NO 25	14	75	8:03	6	M. Ingram: 3-yard pass from D. Brees
		Punt	NO 20	10	80	2:27	5	B. Coleman: 10-yard pass from D. Brees
10/30	at Indianapolis	Kickoff	IND 37	6	63	2:51	4	F. Gore: 18-yard pass from A. Luck
		Kickoff	IND 25	10	75	5:29	6	D. Moncrief: 3-yard pass from A. Luck
11/06	Jacksonville	Punt	JAX 12	11	88	3:19	7	A. Robinson: 1-yard pass from B. Bortles
		Punt	JAX 39	9	61	2:24	5	T. Yeldon: 13-yard pass from B. Bortles
11/13	at Carolina	Kickoff	CAR 22	9	54	4:11	2	G. Gano: 42-yard FG
		Punt	CAR 20	11	80	5:44	7	C. Newton: 4-yard run
		Punt	CAR 13	7	87	3:36	4	D. Funchess: 38-yard pass from C. Newton
11/20	Tampa Bay	Punt	TB 26	9	62	4:28	3	R. Aguayo: 31-yard FG
		Punt	TB 34	10	63	4:20	3	R. Aguayo: 22-yard FG
		Kickoff	TB 25	9	47	1:06	4	R. Aguayo: 41-yard FG
		Kickoff	TB 26	12	56	5:00	5	R. Aguayo: 36-yard FG
		Interception	TB 48	9	52	5:42	3	A. Cross: 3-yard pass from J. Winston
11/27	at Denver	Punt	DEN 5	3	-5	0:48	1	
		Kickoff	DEN 25	10	60	4:17	4	B. McManus: 33-yard FG
		Punt	DEN 37	12	63	5:20	4	J. Taylor: 6-yard pass from T. Siemian
		Punt	DEN 12	4	88	1:37	2	E. Sanders: 35-yard pass from T. Siemian
		Punt	DEN 4	6	96	2:37	2	B. Fowler: 76-yard pass from T. Siemian
		Kickoff	DEN 25	11	49	6:09	3	B. McManus: 44-yard FG
12/04	at Atlanta	--	--	--	--	--	--	--
12/08	Oakland	--	--	--	--	--	--	--
12/18	Tennessee	--	--	--	--	--	--	--
12/25	Denver	--	--	--	--	--	--	--
01/01	at San Diego	--	--	--	--	--	--	--
	AVG			8.2	57.7	3:36	3.5	
	TOTALS			327	2,308	144:18	139	

The Last Time

KICKOFF RETURNED FOR A TOUCHDOWN

KC	11/27/2016	@ Denver	Tyreek Hill	86 yards	9-R.Dixon kicks 66 yards from DEN 20 to KC 14. 10-T.Hill for 86 yards, TOUCHDOWN.
Opp.	11/7/2010	@ Oakland	Jacoby Ford	94 yards	6-R.Succop kicks 64 yards from KC 30 to OAK 6. 12-J.Ford for 94 yards, TOUCHDOWN. PENALTY on OAK-54-S.Williams, Unsportsmanlike Conduct, 15 yards, enforced between downs.

PUNT RETURNED FOR A TOUCHDOWN

KC	12/14/2014	vs Oakland	De'Anthony Thomas	81 yards	(2:55) 7-M.King punts 57 yards to KC 19, Center-59-J.Condo. 13-D.Thomas for 81 yards, TOUCHDOWN.
Opp.	12/9/2012	@ Cleveland	Travis Benjamin	93 yards	(15:00) (Punt formation) 2-D.Colquitt punts 41 yards to CLV 7, Center-43-T.Gafford. 80-T.Benjamin for 93 yards, TOUCHDOWN. Longest Punt Return in Cleveland Franchise History

INTERCEPTED PASS RETURNED FOR A TOUCHDOWN

KC	11/13/2016	@ Carolina	Eric Berry	42 yards	(10:51) (Shotgun) 1-C.Newton pass short left intended for 88-G.Olsen INTERCEPTED by 29-E.Berry [49-D.Sorensen] at CAR 42. 29-E.Berry for 42 yards, TOUCHDOWN.
Opp.	1/3/2016	vs Oakland	David Amerson	24 yards	(3:34) 11-A.Smith pass short right intended for 12-A.Wilson INTERCEPTED by 29-D.Amerson at KC 24. 29-D.Amerson for 24 yards, TOUCHDOWN. PENALTY on OAK-29-D.Amerson, Taunting, 15 yards, enforced between downs.

FUMBLE RETURNED FOR A TOUCHDOWN

KC	9/25/2016	vs New York Jets	Demetrius Harris	27 yards	5-C.Santos kicks 61 yards from KC 35 to NYJ 4. 89-J.Marshall to NYJ 23 for 19 yards (42-A.Sherman). FUMBLES (42-A.Sherman), RECOVERED by KC-84-D.Harris at NYJ 27. 84-D.Harris for 27 yards, TOUCHDOWN.
Opp.	9/17/2015	vs Denver	Bradley Roby	21 yards	(:35) (Shotgun) 25-J.Charles up the middle to KC 21 for 1 yard (54-B.Marshall). FUMBLES (54-B.Marshall), RECOVERED by DEN-29-B.Roby at KC 21. 29-B.Roby for 21 yards, TOUCHDOWN. The Replay Official reviewed the fumble ruling, and the play was Upheld. The ruling on the field was confirmed.

BLOCKED FIELD GOAL RETURNED FOR A TOUCHDOWN

KC	12/6/1987	@ Cincinnati	Kevin Ross	28 yards	
Opp.	* Never Has Happened *				

BLOCKED PUNT RETURNED FOR A TOUCHDOWN

KC	9/13/2009	@ Baltimore	(10:09) (Punt formation) 4-S.Koch punt is BLOCKED by 47-J.McGraw, Center-70-M.Katula, RECOVERED by KC-47-J.McGraw at BLT 0. TOUCHDOWN.
Opp.	11/28/2010	@ Seattle	(:39) 2-D.Colquitt punt is BLOCKED by 39-K.Cox, Center-43-T.Gafford, RECOVERED by SEA-29-E.Thomas at KC 10. 29-E.Thomas for 10 yards, TOUCHDOWN.

MADE FIELD GOAL OF 50 YARDS OR LONGER

KC	11/6/2016	vs Jacksonville	Cairo Santos	51 yards	(8:48) 5-C.Santos 51 yard field goal is GOOD, Center-41-J.Winchester, Holder-2-D.Colquitt.
Opp.	11/22/2015	@ San Diego	Josh Lambo	52 yards	(12:15) 2-J.Lambo 52 yard field goal is GOOD, Center-47-M.Windt, Holder-5-M.Scifres.

SAFETY SCORED

KC	11/27/2016	@ Denver	(6:20) 13-T.Siemian sacked at DEN 0 for -8 yards (50-J.Houston). FUMBLES (50-J.Houston) [50-J.Houston], recovered by DEN-73-R.Okung at DEN -5. 73-R.Okung tackled in End Zone, SAFETY.
Opp.	9/21/2014	@ Miami	(2:42) 11-A.Smith sacked in End Zone for -1 yards, SAFETY (sack split by 94-R.Starks and 53-J.Jenkins).

200 YARDS RUSHING

KC	12/23/2012	vs Indianapolis	Jamaal Charles	226 yards
Opp.	12/20/2009	vs Cleveland	Jerome Harrison	286 yards

100 YARDS RUSHING

KC	10/16/2016	@ Oakland	Spencer Ware	131 yards
Opp.	11/6/2016	vs Jacksonville	Chris Ivory	107 yards

100-YARD RUSHER AND 300-YARD PASSER

KC	12/20/2009	vs Cleveland	Jamaal Charles Matt Cassel	154 yards 331 yards
Opp.	10/2/2016	@ Pittsburgh	Le'Veon Bell Ben Roethlisberger	144 yards 300 yards

100-YARD RECEIVER AND 300-YARD PASSER

KC	9/11/2016	vs San Diego	Spencer Ware Alex Smith	129 yards 363 yards
Opp.	11/27/2016	@ Denver	Emmanuel Sanders Trevor Siemian	162 yards 368 yards

TWO 100-YARD RECEIVERS

KC	12/3/2006	@ Cleveland	Eddie Kennison Tony Gonzalez	117 yards 105 yards
Opp.	9/18/2016	@ Houston	DeAndre Hopkins Will Fuller	113 yards 104 yards

100 YARDS RUSHING AND RECEIVING

KC	11/29/2015	vs Buffalo	Spencer Ware Jeremy Maclin	114 yards 160 yards
Opp.	10/25/2015	vs Pittsburgh	Le'Veon Bell Antonio Brown	121 yards 124 yards

TWO 100-YARD RUSHERS

KC	12/23/2012	vs Indianapolis	Jamaal Charles Peyton Hillis	226 yards 101 yards
Opp.	10/19/2008	vs Tennessee	Chris Johnson LenDale White	168 yards 149 yards

100-YARD RUSHER, 300-YARD PASSER, 100-YARD RECEIVER

KC	12/20/2009	vs Cleveland	Jamaal Charles Matt Cassel Chris Chambers	154 yards 331 yards 114 yards
Opp.	12/1/2013	vs Denver	Montee Ball Peyton Manning Eric Decker	117 yards 403 yards 174 yards

500 YARDS PASSING

KC	11/4/2000	@ Oakland	Elvis Grbac	504 yards
Opp.	12/6/1990	@ Houston Oilers	Warren Moon	527 yards

400 YARDS PASSING

KC	11/14/2010	@ Denver	Matt Cassel	469 yards
Opp.	12/1/2013	vs Denver	Peyton Manning	403 yards

300 YARDS PASSING

KC	9/11/2016	vs San Diego	Alex Smith	363 yards
Opp.	11/27/2016	@ Denver	Trevor Siemian	368 yards

200 YARDS RECEIVING

KC	9/17/1990	@ Denver	Stephon Paige	206 yards
Opp.	1/3/2010	@ Denver	Jabar Gaffney	213 yards

100 YARDS RECEIVING

KC	11/27/2016	@ Denver	Travis Kelce	101 yards
Opp.	11/27/2016	@ Denver	Emmanuel Sanders	162 yards

SIX TOUCHDOWN PASSES

KC	11/1/1964	vs Denver	Len Dawson	6 tds
Opp.	* Never Has Happened *			

FIVE TOUCHDOWN PASSES

KC	12/15/2013	@ Oakland	Alex Smith	5 tds
Opp.	10/2/2016	@ Pittsburgh	Ben Roethlisberger	5 tds

FOUR TOUCHDOWN PASSES

KC	10/9/2011	@ Indianapolis	Matt Cassel	4 tds
Opp.	9/18/2011	@ Detroit	Matthew Stafford	4 tds

THREE TOUCHDOWN PASSES

KC	9/13/2015	@ Houston	Alex Smith	3 tds
Opp.	11/27/2016	@ Denver	Trevor Siemian	3 tds

FOUR TOUCHDOWNS RECEPTIONS

KC	12/15/2013	@ Oakland	Jamaal Charles	4 tds
Opp.	12/1/2013	vs Denver	Eric Decker	4 tds

THREE TOUCHDOWNS RECEPTIONS

KC	11/28/2010	@ Seattle	Dwayne Bowe	3 tds
Opp.	9/28/2015	@ Green Bay	Randall Cobb	3 tds

TWO TOUCHDOWNS RECEPTIONS

KC	12/6/2015	@ Oakland	Jeremy Maclin	2 tds
Opp.	10/2/2016	@ Pittsburgh	Antonio Brown	2 tds

FOUR TOUCHDOWNS RUSHING

KC	10/24/2004	vs Atlanta	Derrick Blaylock	4 tds
Opp.	12/7/2003	@ Denver	Clinton Portis	5 tds

THREE TOUCHDOWNS RUSHING

KC	9/28/2015	@ Green Bay	Jamaal Charles	3 tds
Opp.	10/4/2015	@ Cincinnati	Jeremy Hill	3 tds

TWO TOUCHDOWNS RUSHING

KC	11/22/2015	@ San Diego	Spencer Ware	2 tds
Opp.	9/11/2016	vs San Diego	Melvin Gordon	2 tds

FIVE FIELD GOALS

KC	11/15/2015	@ Denver	Cairo Santos	5 fg
Opp.	11/30/2014	vs Denver	Connor Barth	5 fg

FOUR FIELD GOALS

KC	11/13/2016	@ Carolina	Cairo Santos	4 fg
Opp.	11/20/2016	vs Tampa Bay	Roberto Aguayo	4 fg

THREE FIELD GOALS

KC	10/30/2016	@ Indianapolis	Cairo Santos	3 fg
Opp.	10/18/2015	@ Minnesota	Blair Walsh	3 fg

FOUR OR MORE INTERCEPTION GAME

KC	9/29/1985	vs Seattle	Derron Cherry	4 int
Opp.	10/7/2001	@ Denver	Deltha O'Neal	4 int

THREE INTERCEPTION GAME

KC	11/27/2005	vs New England	Greg Wesley	3 int
Opp.	10/1/1989	@ Bengals	David Fulcher	3 int

TWO INTERCEPTION GAME

KC	9/25/2016	vs New York Jets	Marcus Peters	2 int
Opp.	9/7/2014	vs Tennessee	Jason McCourty	2 int

FOUR SACK GAME

KC	12/28/2014	vs San Diego	Justin Houston	4.0 sacks
Opp.	11/9/2003	vs Cleveland	Andra Davis	4.0 sacks

THREE SACK GAME

KC	11/27/2016	@ Denver	Justin Houston	3.0 sacks
Opp.	11/27/2016	@ Denver	Von Miller	3.0 sacks

TWO SACK GAME

KC	11/6/2016	vs Jacksonville	Dee Ford	2.0 sacks
Opp.	12/20/2015	@ Baltimore	Za'Darius Smith	2.0 sacks

BLOCKED FIELD GOAL

KC	10/11/2015	vs Chicago	Cairo Santos	27 yards	(8:49) 5-C.Santos 27 yard field goal is BLOCKED (92-P.McPhee), Center-41-J.Winchester, Holder-2-D.Colquitt, recovered by KC-42-A.Sherman at CHI 15. 42-A.Sherman to CHI 15 for no gain (90-J.Ratliff).
Opp.	12/27/2015	vs Cleveland	Travis Coons	51 yards	(:02) 6-T.Coons 51 yard field goal is BLOCKED (49-D.Sorensen), Center-47-C.Hughlett, Holder-8-A.Lee.

BLOCKED PUNT

KC	9/8/2013	@ Jacksonville	(12:32) 2-D.Colquitt punt is BLOCKED by 52-J.Thomas, Center-43-T.Gafford, ball out of bounds in End Zone, SAFETY.	
Opp.	1/3/2016	vs Oakland	(9:05) 7-M.King punt is BLOCKED by 57-D.Alexander, Center-47-T.Gafford, ball out of bounds in End Zone, SAFETY.	

MISSED POINT AFTER TOUCHDOWN ATTEMPT

KC	10/16/2016	@ Oakland	5-C.Santos extra point is No Good, Wide Right, Center-41-J.Winchester, Holder-2-D.Colquitt.	
Opp.	12/6/2015	@ Oakland	11-S.Janikowski extra point is No Good, Hit Left Upright, Center-59-J.Condo, Holder-7-M.King.	

MADE TWO-POINT CONVERSION

KC	11/27/2016	@ Denver	TWO-POINT CONVERSION ATTEMPT. 11-A.Smith pass to 84-D.Harris is complete. ATTEMPT SUCCEEDS.	
Opp.	10/2/2016	@ Pittsburgh	(Pass formation) TWO-POINT CONVERSION ATTEMPT. 7-B.Roethlisberger pass to 11-M.Wheaton is complete. ATTEMPT SUCCEEDS.	

FAILED TWO-POINT CONVERSION

KC	12/6/2015	@ Oakland	(Kick formation) TWO-POINT CONVERSION ATTEMPT. 2-D.Colquitt pass to 42-A.Sherman is incomplete. ATTEMPT FAILS.	
Opp.	11/29/2015	vs Buffalo	TWO-POINT CONVERSION ATTEMPT. 5-T.Taylor is sacked. ATTEMPT FAILS. Sack by F.Zombo.	

SUCCESSFUL ONSIDE KICK

KC	12/13/2015	vs San Diego	5-C.Santos kicks 12 yards from KC 35 to KC 47, impetus ends at SD 48. RECOVERED by KC-51-F.Zombo. Kickoff bounced off the leg of D.Butler.	
Opp.	12/14/2008	vs San Diego	5-M.Scifres kicks onside 9 yards from SD 30 to SD 39, impetus ends at SD 40. RECOVERED by SD-81-K.Osgood.	

50 POINTS

KC	12/15/2013	@ Oakland	Kansas City 56, Oakland 31	
Opp.	11/23/2008	vs Buffalo	Buffalo 54, Kansas City 31	

40 POINTS

KC	11/1/2015	vs Detroit	Kansas City 45, Detroit 10	
Opp.	10/2/2016	@ Pittsburgh	Pittsburgh 43, Kansas City 14	

SHUTOUT

KC	10/23/2011	@ Oakland	Kansas City 28, Oakland 0	
Opp.	12/16/2012	@ Oakland	Oakland 15, Kansas City 0	

OVERTIME WIN

KC	11/27/2016	@ Denver	Kansas City 30, Denver 27	
-----------	------------	----------	---------------------------	--

OVERTIME LOSS

KC	12/29/2013	@ San Diego	San Diego 27, Kansas City 24	
-----------	------------	-------------	------------------------------	--

OVERTIME TIE

KC	11/19/1989	@ Cleveland	Kansas City 10, Cleveland 10	
-----------	------------	-------------	------------------------------	--

Updated Player Bios

2 Dustin Colquitt

P 6-3

210lbs

34 12

Tennessee

D3-05

DUSTIN COLOQUITT - NFL REGULAR SEASON PUNTING STATISTICS

TEAM	GP	NO.	YDS.	OPP.		NET						
				AVG.	RET.	YDS.	YDS.	AVG.	TB	IN20	LG	BK
2005 Chiefs	16	65	2,564	39.4	23	179	2,285	35.2	5	27	62	0
2006 Chiefs	16	72	3,178	44.1	33	254	2,824	39.2	5	23	72	0
2007 Chiefs	16	95	4,322	45.5	50	387	3,755	39.1	9	27	81	1
2008 Chiefs	14	70	3,110	44.4	28	209	2,741	39.2	8	27	73	0
2009 Chiefs	16	96	4,361	45.4	41	285	3,956	40.8	6	41	70	1
2010 Chiefs	16	88	3,908	44.4	42	361	3,347	37.6	10	33	72	1
2011 Chiefs	16	89	4,084	45.9	36	411	3,573	40.1	5	27	68	0
2012 Chiefs	16	83	3,887	46.8	27	362	3,385	40.8	7	45	71	0
2013 Chiefs	16	87	4,005	46.0	38	246	3,539	40.2	11	35	65	1
2014 Chiefs	16	71	3,164	44.6	29	190	2,874	40.5	5	31	69	0
2015 Chiefs	16	75	3,333	44.4	26	170	3,063	40.8	5	37	62	0
2016*Chiefs	11	57	2,628	46.1	25	134	2,374	41.6	6	27	64	0
NFL TOTALS	185	948	42,544	44.9	398	3,188	37,716	39.6	82	380	81	4

DUSTIN COLOQUITT - NFL PLAYOFF PUNTING STATISTICS

TEAM	GP	NO.	YDS.	OPP.		NET						
				AVG.	RET.	YDS.	YDS.	AVG.	TB	IN20	LG	BK
2006 Chiefs	1	6	314	52.3	3	28	286	47.7	0	1	66	0
2010 Chiefs	1	3	153	51.0	0	0	113	37.7	2	1	54	0
2013 Chiefs	1	2	78	39.0	0	0	78	39.0	0	1	47	0
2015 Chiefs	2	7	288	41.1	1	22	266	38.0	0	5	56	0
NFL TOTALS	5	18	833	46.3	4	50	743	41.3	2	8	66	0

2016 GAME-BY-GAME REGULAR SEASON STATISTICS (CHIEFS)

OPPONENT	P	NO.	YDS.	OPP		NET							W/L SCORE
				AVG.	RET.	YDS.	YDS.	AVG	TB	IN20	LG	BK	
09/11 CHARGERS	P	5	197	39.4	2	8	169	33.8	1	1	50	0	W 33-27+
09/18 at Texans	P	6	285	47.5	4	12	273	45.5	0	3	57	0	L 12-19
09/25 JETS	P	4	172	43.0	1	12	160	40.0	0	2	48	0	W 24-3
10/02 at Steelers	P	6	257	42.8	1	4	233	38.8	1	3	58	0	L 14-43
10/16 at Raiders	P	3	122	40.7	2	13	109	36.3	0	2	46	0	W 26-10
10/23 SAINTS	P	4	191	47.8	2	10	141	35.3	2	1	60	0	W 27-21
10/30 at Colts	P	5	245	49.0	2	5	240	48.0	0	3	54	0	W 30-14
11/06 JAGUARS	P	7	353	50.4	4	34	319	45.6	0	4	59	0	W 19-14
11/13 at Panthers	P	5	245	49.0	1	9	216	43.2	1	2	64	0	W 20-17
11/20 BUCCANEERS	P	3	130	43.3	1	13	117	39.0	0	1	58	0	L 17-19
11/27 at Broncos	P	9	431	47.9	5	14	397	44.1	1	5	61	0	W 30-27+
2016 TOTALS	11	57	2,628	46.1	25	134	2,374	41.6	6	27	64	0	8-3

+ - Overtime

NICK FOLES - NFL REGULAR SEASON PASSING STATISTICS

TEAM	GP	GS	ATT.	CMP.	PCT.	YDS				YDS			
						YDS	AVG.	TD	INT.	LG	SK	LST	RATE
2012 Eagles	7	6	265	161	60.8	1,699	6.4	6	5	46	20	131	79.1
2013 Eagles	13	10	317	203	64.0	2,891	9.1	27	2	63t	28	173	119.2
2014 Eagles	8	8	311	186	59.8	2,163	7.0	13	10	68t	9	74	81.4
2015 Rams	11	11	337	190	56.4	2,052	6.1	7	10	68	14	98	69.0
2016* Chiefs	2	1	55	36	65.5	410	7.5	3	0	49	4	34	105.9
CAREER TOTALS	41	36	1,285	776	60.4	9,215	7.2	56	27	68t	75	510	88.1

NICK FOLES - NFL PLAYOFF PASSING STATISTICS

TEAM	GP	GS	ATT.	CMP.	PCT.	YDS				YDS			
						YDS	AVG.	TD	INT.	LG	SK	LST	RATE
2012 Eagles	0	0	0	0	0.0	0	0.0	0	0	0	0	0	0.0
2013 Eagles	1	1	33	23	69.7	195	5.9	2	0	40	2	19	105.0
CAREER TOTALS	1	1	33	23	69.7	195	5.9	2	0	40	2	19	105.0

NICK FOLES - NFL REGULAR SEASON RUSHING STATISTICS

TEAM	NO.	YDS.	AVG.	LG	TD
2012 Eagles	11	42	3.8	14	1
2013 Eagles	57	221	3.9	21	3
2014 Eagles	16	68	4.3	14	0
2015 Rams	17	20	1.2	10	1
2016* Chiefs	4	-4	-1.0	0	0
CAREER TOTALS	105	347	3.3	21	5

NICK FOLES - NFL PLAYOFF RUSHING STATISTICS

TEAM	NO.	YDS.	AVG.	LG	TD
2012 Eagles	0	0	0.0	0	0
2013 Eagles	1	3	3.0	3	0
CAREER TOTALS	1	3	3.0	3	0

2016 GAME-BY-GAME REGULAR SEASON STATISTICS (CHIEFS)

OPPONENT	P/S	PASSING										RUSHING				W/L SCORE		
		ATT	CM	YDS	PCT	Y/A	Y/C	TD	INT	LG	SK	YD	RATE	ATT	YDS		LG	TD
09/11 CHARGERS																		W 33-27+
09/18 at Texans																		L 12-19
09/25 JETS																		W 24-3
10/02 at Steelers																		L 14-43
10/16 at Raiders																		W 26-10
10/23 SAINTS																		W 27-21
10/30 at Colts	P	22	16	223	72.7	10.1	13.9	2	0	49	2/16	135.2	1	-1	-1	0		W 30-14
11/06 JAGUARS	S	33	20	187	60.6	5.7	9.4	1	0	24	2/18	86.3	3	-3	-1	0		W 19-14
11/13 at Panthers																		W 20-17
11/20 BUCCANEERS																		L 17-19
11/27 at Broncos																		W 30-27+
2016 TOTALS	2-1	55	36	410	65.5	7.5	11.4	3	0	49	4/34	105.9	4	-4	-1	0		8-3

5	Cairo Santos	K	5-8	160lbs	25	3	Tulane	CFA-14
---	--------------	---	-----	--------	----	---	--------	--------

CAIRO SANTOS - NFL REGULAR SEASON STATISTICS

TEAM	GP	FGM	FGA	PCT.	LG	XP	XPA	PCT.	BLK	PTS
2014 Chiefs	16	25	30	83.3	53	38	38	100.0	0	113
2015 Chiefs	16	30	37	81.1	53	39	41	95.1	1	129
2016 Chiefs	11	25	28	89.3	54	21	22	95.5	0	96
NFL TOTALS	43	80	95	84.2	54	98	101	97.0	1	338

CAIRO SANTOS - NFL PLAYOFF STATISTICS

TEAM	GP	FGM	FGA	PCT.	LG	XP	XPA	PCT.	BLK	PTS
2015 Chiefs	2	5	5	100.0	49	5	5	100.0	0	20
NFL TOTALS	2	5	5	100.0	49	5	5	100.0	0	20

REGULAR SEASON FIELD-GOAL ACCURACY

TEAM	1-19	PCT.	20-29	PCT.	30-39	PCT.	40-49	PCT.	50+	PCT.
2014 Chiefs	1-1	100.0	10-10	100.0	6-7	85.7	7-10	70.0	1-2	50.0
2015 Chiefs	0-0	0.0	7-8	87.5	10-10	100.0	9-11	81.8	4-8	50.0
2016 Chiefs	0-0	0.0	6-7	85.7	11-12	91.7	6-7	85.7	2-2	100.0
NFL TOTALS	1-1	100.0	23-25	92.0	27-29	93.1	22-28	78.6	7-12	58.3

PLAYOFF FIELD-GOAL ACCURACY

TEAM	1-19	PCT.	20-29	PCT.	30-39	PCT.	40-49	PCT.	50+	PCT.
2015 Chiefs	0-0	0.0	0-0	0.0	3-3	100.0	2-2	100.0	0-0	0.0
NFL TOTALS	0-0	0.0	0-0	0.0	3-3	100.0	2-2	100.0	0-0	0.0

2016 GAME-BY-GAME REGULAR SEASON STATISTICS (CHIEFS)

	OPPONENT		FIELD GOALS				EXTRA POINTS				PTS	W/L	SCORE
			FGM	FGA	PCT	LG	XP	XPA	PCT	BLK			
09/11	CHARGERS	P	2	2	100.0	47	3	3	100.0	0	9	W	33-27+
09/18	at Texans	P	4	4	100.0	54	0	0	0.0	0	12	L	12-19
09/25	JETS	P	1	1	100.0	27	3	3	100.0	0	6	W	24-3
10/02	at Steelers	P	0	1	0.0	0	2	2	100.0	0	2	L	14-43
10/16	at Raiders	P	2	3	66.7	44	2	3	66.7	0	8	W	26-10
10/23	SAINTS	P	2	2	100.0	41	3	3	100.0	0	9	W	27-21
10/30	at Colts	P	3	4	75.0	44	3	3	100.0	0	12	W	30-14
11/06	JAGUARS	P	4	4	100.0	51	1	1	100.0	0	13	W	19-14
11/13	at Panthers	P	4	4	100.0	47	0	0	0.0	0	12	W	20-17
11/20	BUCCANEERS	P	1	1	100.0	22	2	2	100.0	0	5	L	17-19
11/27	at Broncos	P	2	2	100.0	37	2	2	100.0	0	8	W	30-27+
2016 TOTALS		11	25	28	89.3	54	21	22	95.5	0	96	8-3	

+ - Overtime

9	Tyler Bray	QB	6-6	215lbs	24	4	Tennessee	CFA-13
---	------------	----	-----	--------	----	---	-----------	--------

TYLER BRAY - NFL REGULAR SEASON PASSING STATISTICS

TEAM	GP	GS	ATT.	CMP.	PCT.	YDS			INT.	LG	YDS		
						YDS	AVG.	TD			SK	LST	RATE
2013 Chiefs	0	0	0	0	0.0	0	0.0	0	0	0	0	0	0.0
2014 Chiefs	0	0	0	0	0.0	0	0.0	0	0	0	0	0	0.0
2015 Chiefs	0	0	0	0	0.0	0	0.0	0	0	0	0	0	0.0
2016* Chiefs	0	0	0	0	0.0	0	0.0	0	0	0	0	0	0.0
CAREER TOTALS	0	0	0	0	0.0	0	0.0	0	0	0	0	0	0.0

TYLER BRAY - NFL PLAYOFF PASSING STATISTICS

TEAM	GP	GS	ATT.	CMP.	PCT.	YDS			INT.	LG	YDS		
						YDS	AVG.	TD			SK	LST	RATE
2013 Chiefs	0	0	0	0	0.0	0	0.0	0	0	0	0	0	0.0
2014 Chiefs	0	0	0	0	0.0	0	0.0	0	0	0	0	0	0.0
2015 Chiefs	0	0	0	0	0.0	0	0.0	0	0	0	0	0	0.0
CAREER TOTALS	0	0	0	0	0.0	0	0.0	0	0	0	0	0	0.0

TYLER BRAY - NFL REGULAR SEASON RUSHING STATISTICS

TEAM	NO.	YDS.	AVG.	LG	TD
2013 Chiefs	0	0	0.0	0	0
2014 Chiefs	0	0	0.0	0	0
2015 Chiefs	0	0	0.0	0	0
2016* Chiefs	0	0	0.0	0	0
CAREER TOTALS	0	0	0.0	0	0

TYLER BRAY - NFL PLAYOFF RUSHING STATISTICS

TEAM	NO.	YDS.	AVG.	LG	TD
2013 Chiefs	0	0	0.0	0	0
2014 Chiefs	0	0	0.0	0	0
2015 Chiefs	0	0	0.0	0	0
CAREER TOTALS	0	0	0.0	0	0

2016 GAME-BY-GAME REGULAR SEASON STATISTICS (CHIEFS)

OPPONENT	P/S	PASSING											RUSHING				W/L SCORE			
		ATT	CMP	YDS	PCT	Y/A	Y/C	TD	INT	LG	SK	YD	RATE	ATT	YDS	LG		TD		
09/11 CHARGERS																			W	33-27+
09/18 at Texans																			L	12-19
09/25 JETS																			W	24-3
10/02 at Steelers																			L	14-43
10/16 at Raiders																			W	26-10
10/23 SAINTS																			W	27-21
10/30 at Colts																			W	30-14
11/06 JAGUARS																			W	19-14
11/13 at Panthers																			W	20-17
11/20 BUCCANEERS																			L	17-19
11/27 at Broncos																			W	30-27+
2016 TOTALS	0-0	0	0	0	0.0	0.0	0.0	0	0	0	0	0	0	0	0	0	0	0	0	8-3

10	Tyreek Hill	WR	5-10	185lbs	22	R	West Alabama	D5b-16
----	-------------	----	------	--------	----	---	--------------	--------

TYREEK HILL - NFL REGULAR SEASON STATISTICS

TEAM	GP	GS	RUSHING						RECEIVING				
			NO.	YDS.	AVG.	LG	TD	NO.	YDS	AVG	LG	TD	
2016* Chiefs	11	0	11	68	6.2	18	1	45	428	9.5	49	5	
NFL TOTALS	11	0	11	68	6.2	18	1	45	428	9.5	49	5	

TYREEK HILL - NFL REGULAR SEASON RETURN STATISTICS

TEAM	KICKOFF RETURNS					PUNT RETURNS					
	RET.	YDS.	AVG.	LG	TD	NO.	FC	YDS	AVG	LG	TD
2016 Chiefs	12	342	28.5	86t	1	24	6	375	15.6	50	0
NFL TOTALS	12	342	28.5	86t	1	24	6	375	15.6	50	0

2016 GAME-BY-GAME REGULAR SEASON STATISTICS (CHIEFS)

	OPPONENT	P/S	RECEIVING				RUSHING				W/L	SCORE
			NO	YDS	LG	TD	ATT	YDS	LG	TD		
09/11	CHARGERS	P	1	9	9t	1	0	0	0	0	W	33-27+
09/18	at Texans	P	2	8	5	0	1	-1	-1	0	L	12-19
09/25	JETS	P	3	26	13	0	1	-3	-3	0	W	24-3
10/02	at Steelers	P	5	24	9t	1	1	-2	-2	0	L	14-43
10/16	at Raiders	P	2	20	12	0	0	0	0	0	W	26-10
10/23	SAINTS	P	1	38	38t	1	2	23	18	0	W	27-21
10/30	at Colts	P	5	98	49	1	1	7	7	0	W	30-14
11/06	JAGUARS	P	3	11	5	0	2	21	16	0	W	19-14
11/13	at Panthers	P	10	89	27	0	1	12	12	0	W	20-17
11/20	BUCCANEERS	P	4	53	42	0	1	8	8	0	L	17-19
11/27	at Broncos	P	9	52	11	1	1	3	3t	1	W	30-27+
2016 TOTALS		11-0	45	428	49	5	11	68	18	1	8-3	

+ - Overtime

11	Alex Smith	QB	6-4	217lbs	32	12	Utah	T (SF)-13
----	------------	----	-----	--------	----	----	------	-----------

ALEX SMITH - NFL REGULAR SEASON PASSING STATISTICS

TEAM	GP	GS	ATT.	CMP.	PCT.	YDS		TD	INT.	LG	YDS		LST	RATE
						YDS	AVG.				SK	SK		
2005 49ers	9	7	165	84	50.9	875	5.3	1	11	47	29	185	40.8	
2006 49ers	16	16	443	259	58.5	2,901	6.5	16	15	75	36	206	76.0	
2007 49ers	7	7	193	94	48.7	914	4.7	2	4	45	17	121	57.2	
2008 49ers	0	0	0	0	0.0	0	0.0	0	0	0	0	0	0.0	
2009 49ers	12	10	372	225	60.5	2,350	6.3	18	12	73t	22	134	81.5	
2010 49ers	11	10	342	204	59.6	2,370	6.9	14	10	62t	25	140	82.1	
2011 49ers	16	16	445	273	61.3	3,144	7.1	17	5	56t	44	263	90.7	
2012 49ers	10	9	218	153	70.2	1,737	8.0	13	5	55	24	137	104.1	
2013 Chiefs	15	15	508	308	60.6	3,313	6.5	23	7	71t	39	210	89.1	
2014 Chiefs	15	15	464	303	65.3	3,265	7.0	18	6	70t	45	229	93.4	
2015 Chiefs	16	16	470	307	65.3	3,486	7.4	20	7	80t	45	235	95.4	
2016*Chiefs	10	10	346	229	66.2	2,297	6.6	10	4	46t	24	124	89.7	
CAREER TOTALS		137	131	3,966	2,439	61.5	26,652	6.7	152	86	80t	350	1,984	85.1

ALEX SMITH - NFL PLAYOFF PASSING STATISTICS

TEAM	GP	GS	ATT.	CMP.	PCT.	YDS		TD	INT.	LG	YDS		LST	RATE
						YDS	AVG.				SK	SK		
2007 49ers	0	0	0	0	0.0	0	0.0	0	0	0	0	0	0	0.0
2008 49ers	0	0	0	0	0.0	0	0.0	0	0	0	0	0	0	0.0
2011 49ers	2	2	68	36	52.9	495	7.3	5	0	73t	7	53	101.0	
2012 49ers	0	0	0	0	0.0	0	0.0	0	0	0	0	0	0.0	
2013 Chiefs	1	1	46	30	65.2	378	8.2	4	0	79t	2	15	119.7	
2015 Chiefs	2	2	72	46	63.9	436	6.1	2	1	48	4	20	84.0	
CAREER TOTALS		5	5	186	112	60.2	1,309	7.0	11	1	79t	13	88	99.1

ALEX SMITH - NFL REGULAR SEASON RUSHING STATISTICS

TEAM	NO.	YDS.	AVG.	LG	TD
2005 49ers	30	103	3.4	19	0
2006 49ers	43	151	3.5	22	2
2007 49ers	13	89	6.8	25	0
2008 49ers	0	0	0.0	0	0
2009 49ers	24	51	2.1	11	0
2010 49ers	19	60	3.2	12	0
2011 49ers	52	179	3.4	14	2
2012 49ers	31	132	4.3	24	0
2013 Chiefs	76	431	5.7	26	1
2014 Chiefs	49	254	5.2	25	1
2015 Chiefs	84	498	5.9	49	2
2016* Chiefs	27	56	2.1	11t	2
CAREER TOTALS	448	2,004	4.5	49	10

ALEX SMITH - NFL PLAYOFF RUSHING STATISTICS

TEAM	NO.	YDS.	AVG.	LG	TD
2007 49ers	0	0	0.0	0	0
2008 49ers	0	0	0.0	0	0
2011 49ers	7	70	10.0	28t	1
2012 49ers	0	0	0.0	0	0
2013 Chiefs	8	57	7.1	16	0
2015 Chiefs	14	71	5.1	15	0
CAREER TOTALS	29	198	6.8	28t	1

2016 GAME-BY-GAME REGULAR SEASON STATISTICS (CHIEFS)

OPPONENT	P/S	PASSING											RUSHING				W/L SCORE
		ATT	CMP	YDS	PCT	Y/A	Y/CTD	INT	LG	SK	YD	RATE	ATT	YDS	LG	TD	
09/11 CHARGERS	S	48	34	363	70.8	7.6	10.7	2	1	45	3/33	97.8	4	15	7	1	W 33-27+
09/18 at Texans	S	37	20	186	54.1	5.0	9.3	0	0	34	4/14	68.1	2	2	2	0	L 12-19
09/25 JETS	S	33	25	237	75.8	7.2	9.5	1	0	42	2/16	105.2	3	-3	-1	0	W 24-3
10/02 at Steelers	S	50	30	287	60.0	5.7	9.6	2	1	20	4/17	81.0	1	2	2	0	L 14-43
10/16 at Raiders	S	22	19	224	86.4	10.2	11.8	0	0	38	1/1	109.1	3	-1	1	0	W 26-10
10/23 SAINTS	S	24	17	214	70.8	8.9	12.6	2	0	46t	0/0	126.0	4	7	6	0	W 27-21
10/30 at Colts	S	19	9	127	47.4	6.7	14.1	1	0	23	1/0	87.0	2	9	8	0	W 30-14
11/06 JAGUARS																	W 19-14
11/13 at Panthers	S	38	25	178	65.8	4.7	7.1	0	1	27	3/13	65.5	4	13	6	0	W 20-17
11/20 BUCCANEERS	S	31	24	261	77.4	8.4	10.9	1	1	44	0/0	99.0	2	10	11t	1	L 17-19
11/27 at Broncos	S	44	26	220	59.1	5.0	8.5	1	0	21	6/30	79.7	2	2	3	0	W 30-27+
2016 TOTALS	10-10	346	229	2,297	66.2	6.6	10.0	10	4	46t	24/124	89.7	27	56	11t	2	8-3

+ - Overtime

12	Albert Wilson	WR	5-9	200lbs	24	3	Georgia State	CFA-14
----	---------------	----	-----	--------	----	---	---------------	--------

ALBERT WILSON - NFL REGULAR SEASON STATISTICS

TEAM			RUSHING					RECEIVING				
	GP	GS	NO.	YDS.	AVG.	LG	TD	NO.	YDS	AVG	LG	TD
2014 Chiefs	12	2	0	0	0.0	0	0	16	260	16.3	48	0
2015 Chiefs	14	12	5	26	5.2	8	0	35	451	12.9	44t	2
2016* Chiefs	11	4	1	-5	-5.0	-5	0	25	186	7.4	26	2
NFL TOTALS	37	18	6	21	3.5	8	0	76	897	11.8	48	4

ALBERT WILSON - NFL PLAYOFF STATISTICS

TEAM			RUSHING					RECEIVING				
	GP	GS	NO.	YDS.	AVG.	LG	TD	NO.	YDS	AVG	LG	TD
2015 Chiefs	2	2	2	11	5.5	9	0	7	66	9.4	19	1
NFL TOTALS	2	2	2	11	5.5	9	0	7	66	9.4	19	1

ALBERT WILSON - NFL REGULAR SEASON RETURN STATISTICS

TEAM	KICKOFF RETURNS					PUNT RETURNS						
	RET.	YDS.	AVG.	LG	TD	NO.	FC	YDS	AVG	LG	TD	
2014 Chiefs	1	21	21.0	21	0	0	0	0	0.0	0	0	
2015 Chiefs	0	0	0.0	0	0	0	0	0	0.0	0	0	
2016 Chiefs	0	0	0.0	0	0	0	0	0	0.0	0	0	
NFL TOTALS	1	21	21.0	21	0	0	0	0	0.0	0	0	

ALBERT WILSON - NFL PLAYOFF RETURN STATISTICS

TEAM	KICKOFF RETURNS					PUNT RETURNS						
	RET.	YDS.	AVG.	LG	TD	NO.	FC	YDS	AVG	LG	TD	
2015 Chiefs	0	0	0.0	0	0	0	0	0	0.0	0	0	
NFL TOTALS	0	0	0.0	0	0	0	0	0	0.0	0	0	

2016 GAME-BY-GAME REGULAR SEASON STATISTICS (CHIEFS)

	OPPONENT	P/S	RECEIVING				RUSHING				W/L	SCORE	
			NO	YDS	LG	TD	ATT	YDS	LG	TD			
09/11	CHARGERS	S	3	1	3	0	0	0	0	0	0	W	33-27+
09/18	at Texans	P	2	11	7	0	0	0	0	0	0	L	12-19
09/25	JETS	P	0	0	0	0	0	0	0	0	0	W	24-3
10/02	at Steelers	P	5	52	17	0	0	0	0	0	0	L	14-43
10/16	at Raiders	P	1	26	26	0	0	0	0	0	0	W	26-10
10/23	SAINTS	P	1	4	4	0	0	0	0	0	0	W	27-21
10/30	at Colts	S	0	0	0	0	0	0	0	0	0	W	30-14
11/06	JAGUARS	P	3	42	23t	1	1	-5	-5	0	0	W	19-14
11/13	at Panthers	S	4	25	10	0	0	0	0	0	0	W	20-17
11/20	BUCCANEERS	S	4	19	7	1	0	0	0	0	0	L	17-19
11/27	at Broncos	P	2	6	4	0	0	0	0	0	0	W	30-27+
2016 TOTALS			11-4	25	186	26	2	1	-5	-5	0	8-3	

+ - Overtime

DE'ANTHONY THOMAS - NFL REGULAR SEASON STATISTICS

TEAM	GP	GS	RUSHING					RECEIVING				
			NO.	YDS.	AVG.	LG	TD	NO.	YDS	AVG	LG	TD
2014 Chiefs	12	3	14	113	8.1	26	1	23	156	6.8	30	0
2015 Chiefs	10	1	9	34	3.8	13	1	17	140	8.2	36	1
2016*Chiefs	7	0	2	2	1.0	3	0	5	30	6.0	15	0
NFL TOTALS	29	4	25	149	6.0	26	2	45	326	7.2	36	1

DE'ANTHONY THOMAS - NFL REGULAR SEASON RETURN STATISTICS

TEAM	KICKOFF RETURNS					PUNT RETURNS					
	RET.	YDS.	AVG.	LG	TD	NO.	FC	YDS	AVG	LG	TD
2014 Chiefs	14	428	30.6	78	0	34	0	405	11.9	81t	1
2015 Chiefs	6	138	23.0	30	0	29	2	227	7.8	37	0
2016 Chiefs	4	90	22.5	41	0	0	0	0	0.0	0	0
NFL TOTALS	24	656	27.3	78	0	63	2	632	10.0	81t	1

2016 GAME-BY-GAME REGULAR SEASON STATISTICS (CHIEFS)

OPPONENT	P/S	RECEIVING					RUSHING				W/L	SCORE
		NO	YDS	LG	TD	ATT	YDS	LG	TD			
09/11 CHARGERS											W	33-27+
09/18 at Texans											L	12-19
09/25 JETS											W	24-3
10/02 at Steelers											L	14-43
10/16 at Raiders	P	2	14	8	0	0	0	0	0	0	W	26-10
10/23 SAINTS	P	2	12	15	0	0	0	0	0	0	W	27-21
10/30 at Colts	P	0	0	0	0	2	2	3	0	0	W	30-14
11/06 JAGUARS	P	0	0	0	0	0	0	0	0	0	W	19-14
11/13 at Panthers	P	0	0	0	0	0	0	0	0	0	W	20-17
11/20 BUCCANEERS	P	0	0	0	0	0	0	0	0	0	L	17-19
11/27 at Broncos	P	1	4	4	0	0	0	0	0	0	W	30-27+
2016 TOTALS	7-0	5	30	15	0	2	2	3	0	0	8-3	

+ - Overtime

DEMARCUS ROBINSON - NFL REGULAR SEASON STATISTICS

TEAM	GP	GS	RUSHING					RECEIVING				
			NO.	YDS.	AVG.	LG	TD	NO.	YDS	AVG	LG	TD
2016*Chiefs	11	0	0	0	0.0	0	0	0	0	0.0	0	0
NFL TOTALS	11	0	0	0	0.0	0	0	0	0	0.0	0	0

DEMARCUS ROBINSON - NFL REGULAR SEASON RETURN STATISTICS

TEAM	KICKOFF RETURNS					PUNT RETURNS					
	RET.	YDS.	AVG.	LG	TD	NO.	FC	YDS	AVG	LG	TD
2016 Chiefs	0	0	0.0	0	0	0	0	0	0.0	0	0
NFL TOTALS	0	0	0.0	0	0	0	0	0	0.0	0	0

2016 GAME-BY-GAME REGULAR SEASON STATISTICS (CHIEFS)

	OPPONENT	P/S	RECEIVING				RUSHING				W/L	SCORE
			NO	YDS	LG	TD	ATT	YDS	LG	TD		
09/11	CHARGERS	P	0	0	0	0	0	0	0	0	W	33-27+
09/18	at Texans	P	0	0	0	0	0	0	0	0	L	12-19
09/25	JETS	P	0	0	0	0	0	0	0	0	W	24-3
10/02	at Steelers	P	0	0	0	0	0	0	0	0	L	14-43
10/16	at Raiders	P	0	0	0	0	0	0	0	0	W	26-10
10/23	SAINTS	P	0	0	0	0	0	0	0	0	W	27-21
10/30	at Colts	P	0	0	0	0	0	0	0	0	W	30-14
11/06	JAGUARS	P	0	0	0	0	0	0	0	0	W	19-14
11/13	at Panthers	P	0	0	0	0	0	0	0	0	W	20-17
11/20	BUCCANEERS	P	0	0	0	0	0	0	0	0	L	17-19
11/27	at Broncos	P	0	0	0	0	0	0	0	0	W	30-27+
2016 TOTALS		11-0	0	0	0	0	0	0	0	0	8-3	

+ - Overtime

17	Chris Conley	WR	6-3	205lbs	24	2	Georgia	D3a-15
----	--------------	----	-----	--------	----	---	---------	--------

CHRIS CONLEY - NFL REGULAR SEASON STATISTICS

TEAM	GP	GS	RUSHING					RECEIVING				
			NO.	YDS.	AVG.	LG	TD	NO.	YDS	AVG	LG	TD
2015 Chiefs	16	5	0	0	0.0	0	0	17	199	11.7	44	1
2016* Chiefs	11	9	0	0	0.0	0	0	34	380	11.2	33	0
NFL TOTALS	27	14	0	0	0.0	0	0	51	579	11.4	44	1

CHRIS CONLEY - NFL PLAYOFF STATISTICS

TEAM	GP	GS	RUSHING					RECEIVING				
			NO.	YDS.	AVG.	LG	TD	NO.	YDS	AVG	LG	TD
2015 Chiefs	2	0	0	0	0.0	0	0	6	42	7.0	16	1
NFL TOTALS	2	0	0	0	0.0	0	0	6	42	7.0	16	1

CHRIS CONLEY - NFL REGULAR SEASON RETURN STATISTICS

TEAM	KICKOFF RETURNS					PUNT RETURNS					
	RET.	YDS.	AVG.	LG	TD	NO.	FC	YDS	AVG	LG	TD
2015 Chiefs	1	14	14.0	14	0	0	0	0	0.0	0	0
2016 Chiefs	0	0	0.0	0	0	0	0	0	0.0	0	0
NFL TOTALS	1	14	14.0	14	0	0	0	0	0.0	0	0

CHRIS CONLEY - NFL PLAYOFF RETURN STATISTICS

TEAM	KICKOFF RETURNS					PUNT RETURNS					
	RET.	YDS.	AVG.	LG	TD	NO.	FC	YDS	AVG	LG	TD
2015 Chiefs	0	0	0.0	0	0	0	0	0	0.0	0	0
NFL TOTALS	0	0	0.0	0	0	0	0	0	0.0	0	0

2016 GAME-BY-GAME REGULAR SEASON STATISTICS (CHIEFS)

OPPONENT	P/S	RECEIVING				RUSHING				W/L	SCORE
		NO	YDS	LG	TD	ATT	YDS	LG	TD		
09/11 CHARGERS	S	4	43	13	0	0	0	0	0	W	33-27+
09/18 at Texans	P	2	15	10	0	0	0	0	0	L	12-19
09/25 JETS	P	3	44	20	0	0	0	0	0	W	24-3
10/02 at Steelers	S	6	70	17	0	0	0	0	0	L	14-43
10/16 at Raiders	S	3	26	13	0	0	0	0	0	W	26-10
10/23 SAINTS	S	2	29	18	0	0	0	0	0	W	27-21
10/30 at Colts	S	3	59	33	0	0	0	0	0	W	30-14
11/06 JAGUARS	S	3	28	12	0	0	0	0	0	W	19-14
11/13 at Panthers	S	1	12	12	0	0	0	0	0	W	20-17
11/20 BUCCANEERS	S	4	28	9	0	0	0	0	0	L	17-19
11/27 at Broncos	S	3	26	13	0	0	0	0	0	W	30-27+
2016 TOTALS	11-9	34	380	33	0	0	0	0	0	8-3	

+ - Overtime

19 Jeremy Maclin WR 6-0 198lbs 28 8 Missouri UFA-15

JEREMY MACLIN - NFL REGULAR SEASON STATISTICS

TEAM	GP	GS	RUSHING					RECEIVING				
			NO.	YDS.	AVG.	LG	TD	NO.	YDS	AVG	LG	TD
2009 Eagles	15	13	2	-7	-3.5	-1	0	56	773	13.8	56	4
2010 Eagles	16	16	3	36	12.0	14	0	70	964	13.8	83t	10
2011 Eagles	13	13	1	1	1.0	1	0	63	859	13.6	59	5
2012 Eagles	15	15	0	0	0.0	0	0	69	857	12.4	70t	7
2014 Eagles	16	16	0	0	0.0	0	0	85	1,318	15.5	72	10
2015 Chiefs	15	15	3	14	4.7	18	0	87	1,088	12.5	61	8
2016*Chiefs	8	8	1	-1	-1.0	-1	0	30	376	12.5	38	2
NFL TOTALS	98	96	10	43	4.3	18	0	460	6,235	13.6	83t	46

JEREMY MACLIN - NFL PLAYOFF STATISTICS

TEAM	GP	GS	RUSHING					RECEIVING				
			NO.	YDS.	AVG.	LG	TD	NO.	YDS	AVG	LG	TD
2009 Eagles	1	1	0	0	0.0	0	0	7	146	20.9	76t	1
2010 Eagles	1	1	0	0	0.0	0	0	3	73	24.3	44	0
2015 Chiefs	2	2	0	0	0.0	0	0	5	52	10.4	16	0
NFL TOTALS	4	4	0	0	0.0	0	0	15	271	18.1	76t	1

JEREMY MACLIN - NFL REGULAR SEASON RETURN STATISTICS

TEAM	KICKOFF RETURNS					PUNT RETURNS					
	RET.	YDS.	AVG.	LG	TD	NO.	FC	YDS	AVG	LG	TD
2009 Eagles	7	124	17.7	28	0	6	4	30	5.0	27	0
2010 Eagles	1	22	22.0	22	0	3	5	17	5.7	9	0
2011 Eagles	0	0	0.0	0	0	4	3	29	7.3	11	0
2012 Eagles	0	0	0.0	0	0	0	0	0	0.0	0	0
2014 Eagles	0	0	0.0	0	0	2	4	25	12.5	18	0
2015 Chiefs	0	0	0.0	0	0	2	4	13	6.5	11	0
2016 Chiefs	0	0	0.0	0	0	0	0	0	0.0	0	0
NFL TOTALS	8	146	18.3	28	0	17	20	114	6.7	27	0

JEREMY MACLIN - NFL PLAYOFF RETURN STATISTICS

TEAM	KICKOFF RETURNS					PUNT RETURNS					
	RET.	YDS.	AVG.	LG	TD	NO.	FC	YDS	AVG	LG	TD
2009 Eagles	2	41	20.5	21	0	0	0	0	0.0	0	0
2010 Eagles	0	0	0.0	0	0	0	0	0	0.0	0	0
2015 Chiefs	0	0	0.0	0	0	0	0	0	0.0	0	0
NFL TOTALS	2	41	20.5	21	0	0	0	0	0.0	0	0

100-YARD RECEIVING GAMES (17)

DATE	TEAM	NO.	YDS.	AVG.	LG	TD
10/11/09	BUCCANEERS	6	142	23.7	51t	2
01/09/10	at Cowboys	7	146	20.9	76t	1
10/17/10	FALCONS	7	159	22.7	83t	2
11/21/10	GIANTS	9	120	13.3	35	0
09/18/11	at Falcons	13	171	13.2	43	2
10/16/11	at Redskins	5	101	20.2	59	0
01/01/12	REDSKINS	8	105	13.1	29	0
10/14/12	LIONS	6	130	21.7	70t	1
12/09/12	at Buccaneers	9	104	11.6	24	1
12/23/12	REDSKINS	8	116	14.5	38	1
09/21/14	REDSKINS	8	154	19.3	50	1
10/26/14	at Cardinals	12	187	15.6	54t	2
11/02/14	at Texans	6	158	26.3	59t	2
11/27/14	at Cowboys	8	108	13.5	58	0
09/28/15	at Packers	8	141	17.6	61	1
10/04/15	at Bengals	11	148	13.5	44	0
11/29/15	BILLS	9	160	17.8	41t	1

2016 GAME-BY-GAME REGULAR SEASON STATISTICS (CHIEFS)

	OPPONENT	P/S	RECEIVING				RUSHING				W/L	SCORE
			NO	YDS	LG	TD	ATT	YDS	LG	TD		
09/11	CHARGERS	S	5	63	22	1	1	-1	-1	0	W	33-27+
09/18	at Texans	S	6	68	17	0	0	0	0	0	L	12-19
09/25	JETS	S	4	35	17	0	0	0	0	0	W	24-3
10/02	at Steelers	S	5	78	20	0	0	0	0	0	L	14-43
10/16	at Raiders	S	3	49	38	0	0	0	0	0	W	26-10
10/23	SAINTS	S	4	40	13	0	0	0	0	0	W	27-21
10/30	at Colts	S	3	43	28	1	0	0	0	0	W	30-14
11/06	JAGUARS	S	0	0	0	0	0	0	0	0	W	19-14
11/13	at Panthers										W	20-17
11/20	BUCCANEERS										L	17-19
11/27	at Broncos										W	30-27+
2016 TOTALS			8-8	30	376	38	2	1	-1	-1	0	8-3

+ - Overtime

20	Steven Nelson	CB	5-11	194lbs	23	2	Oregon State	D3b-15
----	---------------	----	------	--------	----	---	--------------	--------

STEVEN NELSON - NFL REGULAR SEASON STATISTICS

TEAM	GPGS	TACKLES							INTERCEPTIONS					O. FUMB			ST					MISC		
		TK	S	A	TFL	YDS	SK	YDS	QBH	NO	YDS	LG	TD	PD	FF	FR	YDS	TK	S	A	FF	FR	S	A
2015 Chiefs	12 0	1	1	0	0	0	0.0	0.0	0	0	0	0	0	0	0	0	0	7	7	0	0	0	0	0
2016 Chiefs	10 10	43	38	5	2	3	0.0	0.0	1	0	0	0	0	10	0	2	0	1	1	0	0	0	0	0
NFL TOTALS	22 10	44	39	5	2	3	0.0	0.0	1	0	0	0	0	10	0	2	0	8	8	0	0	0	0	0

STEVEN NELSON - NFL PLAYOFF STATISTICS

TEAM	GPGS	TACKLES							INTERCEPTIONS					O. FUMB			ST					MISC		
		TK	S	A	TFL	YDS	SK	YDS	QBH	NO	YDS	LG	TD	PD	FF	FR	YDS	TK	S	A	FF	FR	S	A
2015 Chiefs	2 0	0	0	0	0	0.0	0.0	0	0	0	0	0	1	0	0	0	0	0	0	0	0	0	0	0
NFL TOTALS	2 0	0	0	0	0	0.0	0.0	0	0	0	0	0	1	0	0	0	0	0	0	0	0	0	0	0

2016 GAME-BY-GAME REGULAR SEASON STATISTICS (CHIEFS)

OPPONENT		TACKLES							INTERCEPTIONS					O. FUMB			ST					SCORE			
		TK	S	A	TFL	YDS	SK	YDS	QBH	NO	YDS	LG	TD	PD	FF	FR	YDS	TK	S	A	FF		FR	S	A
09/11	CHARGERS	S	8	8	0	0.0	0.0	1	2	0	0	0	0	0	0	0	1	1	0	0	0	0	0	0	W 33-27+
09/18	at Texans	S	1	1	0	0.0	0.0	0	0	0	0	0	0	0	0	0	0	0	0	0	0	0	0	0	L 12-19
09/25	JETS	S	3	3	0	0.0	0.0	0	0	0	0	0	0	3	0	0	0	0	0	0	0	0	0	0	W 24-3
10/02	at Steelers	S	2	2	0	0.0	0.0	0	0	0	0	0	0	0	0	0	0	0	0	0	0	0	0	0	L 14-43
10/16	at Raiders	S	3	1	2	0.0	0.0	0	0	0	0	0	0	0	0	0	0	0	0	0	0	0	0	0	W 26-10
10/23	SAINTS	S	9	8	1	0.0	0.0	0	0	0	0	0	0	0	0	0	0	0	0	0	0	0	0	0	W 27-21
10/30	at Colts	S	2	2	0	0.0	0.0	0	0	0	0	0	2	0	0	0	0	0	0	0	0	0	0	0	W 30-14
11/06	JAGUARS	S	2	2	0	0.0	0.0	0	0	1	0	0	0	3	0	1	0	0	0	0	0	0	0	0	W 19-14
11/13	at Panthers	S	6	4	2	0.0	0.0	1	1	0	0	0	1	0	0	0	0	0	0	0	0	0	0	0	W 20-17
11/20	BUCCANEERS	S	7	7	0	0.0	0.0	0	0	0	0	0	1	0	1	0	0	0	0	0	0	0	0	0	L 17-19
11/27	at Broncos																							W 30-27+	
2016 TOTALS		10-10	43	38	5	0.0	0.0	2	3	1	0	0	0	10	0	2	0	1	1	0	0	0	0	0	8-3

+ - Overtime

21	Eric Murray	DB	5-11	199lbs	22	R	Minnesota	D4b-16
----	-------------	----	------	--------	----	---	-----------	--------

PHILLIP GAINES - NFL REGULAR SEASON STATISTICS

TEAM	GPGS	TACKLES								INTERCEPTIONS					O. FUMB			ST					MISC	
		TK	S	A	TFL	YDS	SK	YDS	QBH	NO	YDS	LG	TD	PD	FF	FR	YDS	TK	S	A	FF	FR	S	A
2014 Chiefs	13	5	17	17	0	2	5	0.0	0.0	1	0	0	0	0	4	0	0	0	3	3	0	0	0	0
2015 Chiefs	3	3	6	5	1	0	0	0.0	0.0	0	0	0	0	0	0	0	0	0	0	0	0	0	0	0
2016 Chiefs	9	5	40	38	2	0	0	0.0	0.0	0	1	0	0	0	7	2	0	0	0	0	0	0	0	0
NFL TOTALS	25	13	63	60	3	2	5	0.0	0.0	1	1	0	0	0	11	2	0	0	3	3	0	0	0	0

PHILLIP GAINES - NFL PLAYOFF STATISTICS

TEAM	GPGS	TACKLES								INTERCEPTIONS					O. FUMB			ST					MISC	
		TK	S	A	TFL	YDS	SK	YDS	QBH	NO	YDS	LG	TD	PD	FF	FR	YDS	TK	S	A	FF	FR	S	A
2015 Chiefs	0	0	0	0	0	0	0.0	0.0	0	0	0	0	0	0	0	0	0	0	0	0	0	0	0	0
NFL TOTALS	0	0	0	0	0	0	0.0	0.0	0	0	0	0	0	0	0	0	0	0	0	0	0	0	0	0

2016 GAME-BY-GAME REGULAR SEASON STATISTICS (CHIEFS)

OPPONENT	TK	S	A	TACKLES					INTERCEPTIONS					O. FUMB			ST					MISC		SCORE		
				SK	YDS	TFL	YDS	QBH	NO	YDS	LG	TD	PD	FF	FR	YDS	TK	S	A	FF	FR	S	A			
09/11 CHARGERS	S	4	4	0	0.0	0.0	0	0	0	0	0	0	0	0	0	0	0	0	0	0	0	0	0	0	0	W 33-27+
09/18 at Texans	S	5	5	0	0.0	0.0	0	0	0	0	0	0	1	0	0	0	0	0	0	0	0	0	0	0	0	L 12-19
09/25 JETS	S	7	7	0	0.0	0.0	0	0	0	0	0	0	0	1	0	0	0	0	0	0	0	0	0	0	0	W 24-3
10/02 at Steelers																										L 14-43
10/16 at Raiders	P	2	2	0	0.0	0.0	0	0	0	0	0	0	0	0	0	0	0	0	0	0	0	0	0	0	0	W 26-10
10/23 SAINTS																										W 27-21
10/30 at Colts	P	4	4	0	0.0	0.0	0	0	0	1	0	0	0	2	0	0	0	0	0	0	0	0	0	0	0	W 30-14
11/06 JAGUARS	S	7	7	0	0.0	0.0	0	0	0	0	0	0	1	1	0	0	0	0	0	0	0	0	0	0	0	W 19-14
11/13 at Panthers	P	2	2	0	0.0	0.0	0	0	0	0	0	0	0	0	0	0	0	0	0	0	0	0	0	0	0	W 20-17
11/20 BUCCANEERS	P	5	4	1	0.0	0.0	0	0	0	0	0	0	0	0	0	0	0	0	0	0	0	0	0	0	0	L 17-19
11/27 at Broncos	S	4	3	1	0.0	0.0	0	0	0	0	0	0	3	0	0	0	0	0	0	0	0	0	0	0	0	W 30-27+
2016 TOTALS	9-5	40	38	2	0.0	0.0	0	0	0	1	0	0	0	7	2	0	0	0	0	0	0	0	0	0	0	8-3

+ - Overtime

24 D.J. White
DB 5-11 193lbs 23 R
Georgia Tech
D6a-16

D.J. WHITE - NFL REGULAR SEASON STATISTICS

TEAM	GPGS	TACKLES								INTERCEPTIONS					O. FUMB			ST					MISC		
		TK	S	A	TFL	YDS	SK	YDS	QBH	NO	YDS	LG	TD	PD	FF	FR	YDS	TK	S	A	FF	FR	S	A	
2016 Chiefs	8	0	11	10	1	0	0	0.0	0.0	0	1	0	0	0	3	0	0	0	0	0	0	0	0	0	0
NFL TOTALS	8	0	11	10	1	0	0	0.0	0.0	0	1	0	0	0	3	0	0	0	0	0	0	0	0	0	0

2016 GAME-BY-GAME REGULAR SEASON STATISTICS (CHIEFS)

OPPONENT	TK	S	A	TACKLES					INTERCEPTIONS					O. FUMB			ST					MISC		SCORE		
				SK	YDS	TFL	YDS	QBH	NO	YDS	LG	TD	PD	FF	FR	YDS	TK	S	A	FF	FR	S	A			
09/11 CHARGERS	P	1	1	0	0.0	0.0	0	0	0	0	0	0	0	0	0	0	0	0	0	0	0	0	0	0	0	W 33-27+
09/18 at Texans	P	0	0	0	0.0	0.0	0	0	0	0	0	0	0	0	0	0	0	0	0	0	0	0	0	0	0	L 12-19
09/25 JETS	P	0	0	0	0.0	0.0	0	0	0	1	0	0	0	1	0	0	0	0	0	0	0	0	0	0	0	W 24-3
10/02 at Steelers	P	1	1	0	0.0	0.0	0	0	0	0	0	0	0	0	0	0	0	0	0	0	0	0	0	0	0	L 14-43
10/16 at Raiders	P	4	3	1	0.0	0.0	0	0	0	0	0	0	1	0	0	0	0	0	0	0	0	0	0	0	0	W 26-10
10/23 SAINTS	P	5	5	0	0.0	0.0	0	0	0	0	0	0	1	0	0	0	0	0	0	0	0	0	0	0	0	W 27-21
10/30 at Colts																										W 30-14
11/06 JAGUARS																										W 19-14
11/13 at Panthers																										W 20-17
11/20 BUCCANEERS	P	0	0	0	0.0	0.0	0	0	0	0	0	0	0	0	0	0	0	0	0	0	0	0	0	0	0	L 17-19
11/27 at Broncos	P	0	0	0	0.0	0.0	0	0	0	0	0	0	0	0	0	0	0	0	0	0	0	0	0	0	0	W 30-27+
2016 TOTALS	8-0	11	10	1	0.0	0.0	0	0	0	1	0	0	0	3	0	0	0	0	0	0	0	0	0	0	0	8-3

+ - Overtime

27 Kenneth Acker
CB 6-0 195lbs 24 3
Southern Methodist
T (SF)-16

2016 GAME-BY-GAME REGULAR SEASON STATISTICS (CHIEFS)

OPPONENT	TK	S	TACKLES						INTERCEPTIONS					O. FUMB			ST				MISC		SCORE								
			A	SK	YDS	TFL	YDS	QBH	NO	YDS	LG	TD	PD	FF	FR	YDS	TK	S	A	FF	FR	S		A							
09/11 CHARGERS	S	6	6	0	0.0	0.0	0	0	0	0	0	0	0	0	0	0	0	0	0	0	0	0	0	0	0	0	0	0	0	0	W 33-27+
09/18 at Texans	S	5	2	3	0.0	0.0	0	0	0	0	0	0	0	0	0	0	0	0	0	0	0	0	0	0	0	0	0	0	0	L 12-19	
09/25 JETS	S	3	3	0	0.0	0.0	0	0	0	0	1	0	0	0	3	0	0	0	0	0	0	0	0	0	0	0	0	0	0	W 24-3	
10/02 at Steelers	S	3	3	0	0.0	0.0	0	0	0	0	0	0	0	0	0	0	0	0	0	0	0	0	0	0	0	0	0	0	0	L 14-43	
10/16 at Raiders	S	2	1	1	0.0	0.0	0	0	0	0	0	0	0	0	0	0	0	0	0	0	0	0	0	0	0	0	0	0	0	W 26-10	
10/23 SAINTS	S	8	6	2	0.0	0.0	0	0	0	0	0	0	0	0	1	0	0	0	0	0	0	0	0	0	0	0	0	0	0	W 27-21	
10/30 at Colts	S	3	3	0	0.0	0.0	0	0	0	0	0	0	0	0	0	0	0	0	0	0	0	0	0	0	0	0	0	0	0	W 30-14	
11/06 JAGUARS	S	6	5	1	0.0	0.0	0	0	0	0	0	0	0	0	1	0	0	0	0	0	0	0	0	0	0	0	0	0	0	W 19-14	
11/13 at Panthers	S	9	7	2	0.0	0.0	1	1	1	0	1	42	42	1	2	0	0	0	0	0	0	0	0	0	0	0	0	0	0	W 20-17	
11/20 BUCCANEERS	S	3	2	1	0.0	0.0	0	0	0	0	0	0	0	0	0	0	0	0	0	0	0	0	0	0	0	0	0	0	0	L 17-19	
11/27 at Broncos	S	9	5	4	0.0	0.0	0	0	0	0	0	0	0	0	0	0	0	0	0	0	0	0	0	0	0	0	0	0	0	W 30-27+	
2016 TOTALS	11-11	57	43	14	0.0	0.0	1	1	0	2	42	42t	1	7	0	0	0	0	0	0	0	0	0	0	0	0	0	0	0	8-3	

+ - Overtime

32	Spencer Ware	RB	5-10	229lbs	25	3	Louisiana State	FA-14
----	--------------	----	------	--------	----	---	-----------------	-------

SPENCER WARE - NFL REGULAR SEASON STATISTICS

TEAM	GP	GS	RUSHING					RECEIVING				
			NO.	YDS.	AVG.	LG	TD	NO.	YDS	AVG	LG	TD
2013 Seahawks	2	0	3	10	3.3	5	0	0	0	0.0	0	0
2015 Chiefs	11	2	72	403	5.6	52	6	6	5	0.8	5	0
2016*Chiefs	10	10	149	705	4.7	46	2	24	372	15.5	46t	1
NFL TOTALS	23	12	224	1,118	5.0	52	8	30	377	12.6	46t	1

SPENCER WARE - NFL PLAYOFF STATISTICS

TEAM	GP	GS	RUSHING					RECEIVING				
			NO.	YDS.	AVG.	LG	TD	NO.	YDS	AVG	LG	TD
2013 Seahawks	0	0	0	0	0.0	0	0	0	0	0.0	0	0
2015 Chiefs	2	0	16	67	4.2	23	1	0	0	0.0	0	0
NFL TOTALS	2	0	16	67	4.2	23	1	0	0	0.0	0	0

SPENCER WARE - NFL REGULAR SEASON RETURN STATISTICS

TEAM	KICKOFF RETURNS					PUNT RETURNS					
	RET.	YDS.	AVG.	LG	TD	NO.	FC	YDS	AVG	LG	TD
2013 Seahawks	0	0	0.0	0	0	0	0	0	0.0	0	0
2015 Chiefs	1	14	14.0	14	0	0	0	0	0.0	0	0
2016 Chiefs	0	0	0.0	0	0	0	0	0	0.0	0	0
NFL TOTALS	1	14	14.0	14	0	0	0	0	0.0	0	0

SPENCER WARE - NFL PLAYOFF RETURN STATISTICS

TEAM	KICKOFF RETURNS					PUNT RETURNS					
	RET.	YDS.	AVG.	LG	TD	NO.	FC	YDS	AVG	LG	TD
2013 Seahawks	0	0	0.0	0	0	0	0	0	0.0	0	0
2015 Chiefs	0	0	0.0	0	0	0	0	0	0.0	0	0
NFL TOTALS	0	0	0.0	0	0	0	0	0	0.0	0	0

100-YARD RECEIVING GAMES (1)

DATE	TEAM	NO.	YDS.	AVG.	LG	TD
09/11/16*	CHARGERS	7	129	18.4	45	0

100-YARD RUSHING GAMES (2)

DATE	TEAM	ATT.	YDS.	AVG.	LG	TD
11/29/15	BILLS	19	114	6.0	35	1
10/16/16*	at Raiders	24	131	5.5	45	1

2016 GAME-BY-GAME REGULAR SEASON STATISTICS (CHIEFS)

DATE	OPPONENT	P/S	RECEIVING				RUSHING				W/L	SCORE
			NO	YDS	LG	TD	ATT	YDS	LG	TD		
09/11	CHARGERS	S	7	129	45	0	11	70	14	1	W	33-27+
09/18	at Texans	S	2	48	34	0	10	57	25	0	L	12-19
09/25	JETS	S	1	8	8	0	20	75	17	0	W	24-3
10/02	at Steelers	S	1	14	14	0	13	82	46	0	L	14-43
10/16	at Raiders	S	2	32	30	0	24	131	45	1	W	26-10
10/23	SAINTS	S	2	54	46t	1	17	77	12	0	W	27-21
10/30	at Colts	S	2	28	23	0	7	19	7	0	W	30-14
11/06	JAGUARS		INACTIVE								W	19-14
11/13	at Panthers	S	3	11	5	0	13	61	12	0	W	20-17
11/20	BUCCANEERS	S	2	16	9	0	17	69	15	0	L	17-19
11/27	at Broncos	S	2	32	18	0	17	64	7	0	W	30-27+
2016 TOTALS		10-10	24	372	46t	1	149	705	46	2	8-3	

+ - Overtime

34	Knile Davis	RB	5-10	227lbs	25	4	Arkansas	D3b-13
----	-------------	----	------	--------	----	---	----------	--------

KNILE DAVIS - NFL REGULAR SEASON STATISTICS

TEAM	GP	GS	RUSHING					RECEIVING				
			NO.	YDS.	AVG.	LG	TD	NO.	YDS	AVG	LG	TD
2013 Chiefs	16	1	70	242	3.5	20	4	11	75	6.8	17	0
2014 Chiefs	16	1	134	463	3.5	48	6	16	147	9.2	70t	1
2015 Chiefs	14	0	28	72	2.6	10	1	2	24	12.0	12	0
2016* Chiefs	8	0	7	14	2.0	6	0	3	21	7.0	11	0
Went from Chiefs to Packers .												
2016* Packers	2	0	5	5	1.0	4	0	2	4	2.0	10	0
NFL TOTALS	56	2	244	796	3.3	48	11	34	271	8.0	70t	1

KNILE DAVIS - NFL PLAYOFF STATISTICS

TEAM	GP	GS	RUSHING					RECEIVING				
			NO.	YDS.	AVG.	LG	TD	NO.	YDS	AVG	LG	TD
2013 Chiefs	1	0	18	67	3.7	13	1	7	33	4.7	13	1
2015 Chiefs	2	0	10	42	4.2	11	0	2	13	6.5	9	0
NFL TOTALS	3	0	28	109	3.9	13	1	9	46	5.1	13	1

KNILE DAVIS - NFL REGULAR SEASON RETURN STATISTICS

TEAM	KICKOFF RETURNS					PUNT RETURNS					
	RET.	YDS.	AVG.	LG	TD	NO.	FC	YDS	AVG	LG	TD
2013 Chiefs	10	321	32.1	108t	1	0	0	0	0.0	0	0
2014 Chiefs	29	829	28.6	99t	1	0	0	0	0.0	0	0
2015 Chiefs	24	603	25.1	54	0	0	0	0	0.0	0	0
2016 Chiefs	9	189	21.0	30	0	0	0	0	0.0	0	0
Went from Chiefs to Packers.											
2016 Packers	1	18	18.0	18	0	0	0	0	0.0	0	0
NFL TOTALS	73	1,960	26.8	108t	2	0	0	0	0.0	0	0

KNILE DAVIS - NFL PLAYOFF RETURN STATISTICS

TEAM	KICKOFF RETURNS					PUNT RETURNS					
	RET.	YDS.	AVG.	LG	TD	NO.	FC	YDS	AVG	LG	TD
2013 Chiefs	0	0	0.0	0	0	0	0	0	0.0	0	0
2015 Chiefs	4	196	49.0	106t	1	0	0	0	0.0	0	0
NFL TOTALS	4	196	49.0	106t	1	0	0	0	0.0	0	0

100-YARD RUSHING GAMES (2)

DATE	TEAM	ATT.	YDS.	AVG.	LG	TD
09/21/14	at Dolphins	32	132	4.1	21t	1
09/29/14	PATRIOTS	16	107	6.7	48	0

2016 GAME-BY-GAME REGULAR SEASON STATISTICS (CHIEFS/PACKERS)

OPPONENT	P/S	RECEIVING				RUSHING				W/L	SCORE	
		NO	YDS	LG	TD	ATT	YDS	LG	TD			
09/11	CHARGERS	P	0	0	0	0	0	0	0	W	33-27+	
09/18	at Texans	P	0	0	0	0	0	0	0	L	12-19	
09/25	JETS	P	0	0	0	0	0	0	0	W	24-3	
10/02	at Steelers	P	2	14	11	0	1	-2	-2	0	L	14-43
10/16	at Raiders		INACTIVE						W	26-10		
Went from Chiefs to Packers.												
10/20	BEARS	P	0	0	0	0	2	1	1	0	W	26-10
10/30	at Falcons	P	2	4	10	0	3	4	4	0	L	32-33
Went from Packers to Chiefs.												
11/06	JAGUARS	P	1	7	7	0	3	10	6	0	W	19-14
11/13	at Panthers	P	0	0	0	0	0	0	0	0	W	20-17
11/20	BUCCANEERS	P	0	0	0	0	0	0	0	0	L	17-19
11/27	at Broncos	P	0	0	0	0	3	6	3	0	W	30-27+
2016 TOTALS			10-0	5	25	11	0	12	19	6	0	7-4

+ - Overtime

35 Charcandrick West RB 5-10 205lbs 25 3 Abilene Christian CFA-14

CHARCANDRICK WEST - NFL REGULAR SEASON STATISTICS

TEAM			RUSHING					RECEIVING				
	GP	GS	NO.	YDS.	AVG.	LG	TD	NO.	YDS	AVG	LG	TD
2014 Chiefs	6	0	0	0	0.0	0	0	0	0	0.0	0	0
2015 Chiefs	15	9	160	634	4.0	38t	4	20	214	10.7	80t	1
2016* Chiefs	10	1	51	191	3.7	28	0	22	127	5.8	24	0
NFL TOTALS	31	10	211	825	3.9	38t	4	42	341	8.1	80t	1

CHARCANDRICK WEST - NFL PLAYOFF STATISTICS

TEAM			RUSHING					RECEIVING				
	GP	GS	NO.	YDS.	AVG.	LG	TD	NO.	YDS	AVG	LG	TD
2014 Chiefs	0	0	0	0	0.0	0	0	0	0	0.0	0	0
2015 Chiefs	2	2	25	87	3.5	17	1	3	24	8.0	9	0
NFL TOTALS	2	2	25	87	3.5	17	1	3	24	8.0	9	0

CHARCANDRICK WEST - NFL REGULAR SEASON RETURN STATISTICS

TEAM	KICKOFF RETURNS					PUNT RETURNS					
	RET.	YDS.	AVG.	LG	TD	NO.	FC	YDS	AVG	LG	TD
2014 Chiefs	0	0	0.0	0	0	0	0	0	0.0	0	0
2015 Chiefs	0	0	0.0	0	0	0	0	0	0.0	0	0
2016 Chiefs	0	0	0.0	0	0	0	0	0	0.0	0	0
NFL TOTALS	0	0	0.0	0	0	0	0	0	0.0	0	0

CHARCANDRICK WEST - NFL PLAYOFF RETURN STATISTICS

TEAM	KICKOFF RETURNS					PUNT RETURNS					
	RET.	YDS.	AVG.	LG	TD	NO.	FC	YDS	AVG	LG	TD
2014 Chiefs	0	0	0.0	0	0	0	0	0	0.0	0	0
2015 Chiefs	0	0	0.0	0	0	0	0	0	0.0	0	0
NFL TOTALS	0	0	0.0	0	0	0	0	0	0.0	0	0

100-YARD RUSHING GAMES (1)

DATE	TEAM	ATT.	YDS.	AVG.	LG	TD
10/25/15	STEELERS	22	110	5.0	36	1

2016 GAME-BY-GAME REGULAR SEASON STATISTICS (CHIEFS)

	OPPONENT	P/S	RECEIVING				RUSHING				W/L	SCORE
			NO	YDS	LG	TD	ATT	YDS	LG	TD		
09/11	CHARGERS	P	6	24	7	0	3	-1	8	0	W	33-27+
09/18	at Texans	P	1	2	2	0	6	61	28	0	L	12-19
09/25	JETS	P	3	8	6	0	3	3	2	0	W	24-3
10/02	at Steelers		INACTIVE								L	14-43
10/16	at Raiders	P	0	0	0	0	3	19	8	0	W	26-10
10/23	SAINTS	P	1	3	3	0	4	5	2	0	W	27-21
10/30	at Colts	P	2	8	6	0	14	52	18	0	W	30-14
11/06	JAGUARS	S	3	35	24	0	13	39	14	0	W	19-14
11/13	at Panthers	P	3	5	5	0	2	5	3	0	W	20-17
11/20	BUCCANEERS	P	3	42	17	0	0	0	0	0	L	17-19
11/27	at Broncos	P	0	0	0	0	3	8	4	0	W	30-27+
2016 TOTALS		10-1	22	127	24	0	51	191	28	0	8-3	

+ - Overtime

38	Ron Parker	DB	6-0	206lbs	29	6	Newberry	W (SEA)-13
----	------------	----	-----	--------	----	---	----------	------------

RON PARKER - NFL REGULAR SEASON STATISTICS

TEAM	GPGS	TACKLES								INTERCEPTIONS					O. FUMB			ST				MISC			
		TK	S	A	TFL	YDS	SK	YDS	QBH	NO	YDS	LG	TD	PD	FF	FR	YDS	TK	S	A	FF	FR	S	A	
2011 Raiders	3	0	0	0	0	0	0	0.0	0.0	0	0	0	0	0	0	0	0	0	0	0	0	0	0	0	0
Went from Raiders to Seahawks.																									
2011 Seahawks	2	0	0	0	0	0	0	0.0	0.0	0	0	0	0	0	0	0	0	0	0	0	0	0	0	0	0
2012 Panthers	3	0	0	0	0	0	0	0.0	0.0	0	0	0	0	0	0	0	0	0	0	0	0	1	1	0	0
Went from Panthers to Seahawks.																									
2012 Seahawks	2	0	0	0	0	0	0	0.0	0.0	0	0	0	0	0	0	0	0	0	0	2	2	0	0	0	0
2013 Chiefs	16	1	7	7	0	0	0	1.0	3.0	0	2	29	15	0	3	1	2	20	10	10	0	0	1	0	0
2014 Chiefs	16	15	94	84	10	2	18	1.0	14.0	1	1	10	10	0	12	1	0	0	0	0	0	0	0	0	0
2015 Chiefs	16	16	78	67	11	6	17	5.0	16.0	5	3	5	5	0	12	1	0	0	0	0	0	0	0	0	0
2016 Chiefs	11	11	43	36	7	1	1	0.0	0.0	0	0	0	0	0	8	2	0	0	0	0	0	0	0	0	0
NFL TOTALS	69	43	222	194	28	9	36	7.0	33.0	6	6	44	15	0	35	5	2	20	13	13	0	0	1	0	0

RON PARKER - NFL PLAYOFF STATISTICS

TEAM	GPGS	TACKLES								INTERCEPTIONS					O. FUMB			ST				MISC			
		TK	S	A	TFL	YDS	SK	YDS	QBH	NO	YDS	LG	TD	PD	FF	FR	YDS	TK	S	A	FF	FR	S	A	
2013 Chiefs	1	0	0	0	0	0	0	0.0	0.0	0	0	0	0	0	0	0	0	0	0	1	1	0	0	0	0
2015 Chiefs	2	2	10	6	4	0	0	0.0	0.0	0	0	0	0	0	0	0	0	0	0	0	0	0	0	0	0
NFL TOTALS	3	2	10	6	4	0	0	0.0	0.0	0	0	0	0	0	0	0	0	0	1	1	0	0	0	0	0

2016 GAME-BY-GAME REGULAR SEASON STATISTICS (CHIEFS)

OPPONENT		TACKLES								INTERCEPTIONS					O. FUMB			ST				MISC		SCORE		
		TK	S	A	SK	YDS	TFL	YDS	QBH	NO	YDS	LG	TD	PD	FF	FR	YDS	TK	S	A	FF	FR	S		A	
09/11	CHARGERS	S	4	3	1	0.0	0.0	0	0	0	0	0	0	1	0	0	0	0	0	0	0	0	0	0	0	W 33-27+
09/18	at Texans	S	5	3	2	0.0	0.0	1	1	0	0	0	0	1	0	0	0	0	0	0	0	0	0	0	0	L 12-19
09/25	JETS	S	3	3	0	0.0	0.0	0	0	0	0	0	0	2	0	0	0	0	0	0	0	0	0	0	0	W 24-3
10/02	at Steelers	S	2	1	1	0.0	0.0	0	0	0	0	0	0	0	0	0	0	0	0	0	0	0	0	0	0	L 14-43
10/16	at Raiders	S	5	4	1	0.0	0.0	0	0	0	0	0	0	1	0	0	0	0	0	0	0	0	0	0	0	W 26-10
10/23	SAINTS	S	7	7	0	0.0	0.0	0	0	0	0	0	0	1	2	0	0	0	0	0	0	0	0	0	0	W 27-21
10/30	at Colts	S	3	2	1	0.0	0.0	0	0	0	0	0	0	0	0	0	0	0	0	0	0	0	0	0	0	W 30-14
11/06	JAGUARS	S	2	2	0	0.0	0.0	0	0	0	0	0	0	1	0	0	0	0	0	0	0	0	0	0	0	W 19-14
11/13	at Panthers	S	4	4	0	0.0	0.0	0	0	0	0	0	0	0	0	0	0	0	0	0	0	0	0	0	0	W 20-17
11/20	BUCCANEERS	S	4	4	0	0.0	0.0	0	0	0	0	0	0	1	0	0	0	0	0	0	0	0	0	0	0	L 17-19
11/27	at Broncos	S	4	3	1	0.0	0.0	0	0	0	0	0	0	0	0	0	0	0	0	0	0	0	0	0	0	W 30-27+
2016 TOTALS		11-11	43	36	7	0.0	0.0	1	1	0	0	0	0	8	2	0	0	0	0	0	0	0	0	0	0	8-3

+ - Overtime

TERRANCE MITCHELL - NFL REGULAR SEASON STATISTICS

TEAM	GPGS	TACKLES								INTERCEPTIONS					O. FUMB			ST				MISC			
		TK	S	A	TFL	YDS	SK	YDS	QBH	NO	YDS	LG	TD	PD	FF	FR	YDS	TK	S	A	FF	FR	S	A	
2014 Bears	0	0	0	0	0	0	0.0	0.0	0	0	0	0	0	0	0	0	0	0	0	0	0	0	0	0	
2015 Bears	5	0	1	1	0	0	0.0	0.0	0	0	0	0	0	1	0	0	0	0	0	0	0	0	0		
Went from Bears to Cowboys.																									
2015 Cowboys	3	0	12	9	3	0	1.0	13.0	1	1	-2	0	0	2	1	0	0	0	0	0	0	0	0		
2016 Chiefs	2	0	0	0	0	0	0.0	0.0	0	0	0	0	0	0	0	0	0	0	0	0	0	0	0		
NFL TOTALS	10	0	13	10	3	0	1.0	13.0	1	1	-2	0	0	3	1	0	0	0	0	0	0	0	0		

TERRANCE MITCHELL - NFL PLAYOFF STATISTICS

TEAM	GPGS	TACKLES								INTERCEPTIONS					O. FUMB			ST				MISC			
		TK	S	A	TFL	YDS	SK	YDS	QBH	NO	YDS	LG	TD	PD	FF	FR	YDS	TK	S	A	FF	FR	S	A	
2014 Bears	0	0	0	0	0	0	0.0	0.0	0	0	0	0	0	0	0	0	0	0	0	0	0	0	0		
2015 Bears	0	0	0	0	0	0	0.0	0.0	0	0	0	0	0	0	0	0	0	0	0	0	0	0	0		
Went from Bears to Cowboys.																									
2015 Cowboys	0	0	0	0	0	0	0.0	0.0	0	0	0	0	0	0	0	0	0	0	0	0	0	0	0		
2016 Chiefs	0	0	0	0	0	0	0.0	0.0	0	0	0	0	0	0	0	0	0	0	0	0	0	0	0		
NFL TOTALS	0	0	0	0	0	0	0.0	0.0	0	0	0	0	0	0	0	0	0	0	0	0	0	0	0		

2016 GAME-BY-GAME REGULAR SEASON STATISTICS (CHIEFS)

OPPONENT	TK	S	A	TACKLES				INTERCEPTIONS					O. FUMB			ST				MISC		SCORE		
				SK	YDS	TFL	YDS	QBH	NO	YDS	LG	TD	PD	FF	FR	YDS	TK	S	A	FF	FR		S	A
09/11 CHARGERS																								W 33-27+
09/18 at Texans																								L 12-19
09/25 JETS																								W 24-3
10/02 at Steelers																								L 14-43
10/16 at Raiders																								W 26-10
10/23 SAINTS																								W 27-21
10/30 at Colts	P	0	0	0	0.0	0.0	0	0	0	0	0	0	0	0	0	0	0	0	0	0	0	0	0	W 30-14
11/06 JAGUARS																								W 19-14
11/13 at Panthers																								W 20-17
11/20 BUCCANEERS																								L 17-19
11/27 at Broncos	P	0	0	0	0.0	0.0	0	0	0	0	0	0	0	0	0	0	0	0	0	0	0	0	0	W 30-27+
2016 TOTALS	2-0	0	0	0	0.0	0.0	0	0	0	0	0	0	0	0	0	0	0	0	0	0	0	0	0	8-3

+ - Overtime

JAMES WINCHESTER - NFL REGULAR SEASON STATISTICS

TEAM	GP
2015 Chiefs	16
2016 Chiefs	11
NFL TOTALS	27

JAMES WINCHESTER - NFL PLAYOFF STATISTICS

TEAM	GP
2015 Chiefs	2
NFL TOTALS	2

2016 GAME-BY-GAME REGULAR SEASON STATISTICS (CHIEFS)

OPPONENT		W/L	SCORE
09/11 CHARGERS	P	W	33-27+
09/18 at Texans	P	L	12-19
09/25 JETS	P	W	24-3
10/02 at Steelers	P	L	14-43
10/16 at Raiders	P	W	26-10
10/23 SAINTS	P	W	27-21
10/30 at Colts	P	W	30-14
11/06 JAGUARS	P	W	19-14
11/13 at Panthers	P	W	20-17
11/20 BUCCANEERS	P	L	17-19
11/27 at Broncos	P	W	30-27+
2016 TOTALS	11	8-3	

+ - Overtime

42 Anthony Sherman FB 5-10 242lbs 27 6 Connecticut T (ARI)-13

ANTHONY SHERMAN - NFL REGULAR SEASON STATISTICS

TEAM	GP	GS	RUSHING					RECEIVING				
			NO.	YDS.	AVG.	LG	TD	NO.	YDS	AVG	LG	TD
2011 Cardinals	15	7	1	3	3.0	3	0	8	72	9.0	19	0
2012 Cardinals	13	4	0	0	0.0	0	0	5	39	7.8	19	0
2013 Chiefs	16	8	2	3	1.5	2	0	18	155	8.6	26	1
2014 Chiefs	16	6	2	8	4.0	4	0	10	71	7.1	24	1
2015 Chiefs	16	2	1	0	0.0	0	0	4	34	8.5	18	0
2016*Chiefs	11	1	0	0	0.0	0	0	3	9	3.0	6	0
NFL TOTALS	87	28	6	14	2.3	4	0	48	380	7.9	26	2

ANTHONY SHERMAN - NFL PLAYOFF STATISTICS

TEAM	GP	GS	RUSHING					RECEIVING				
			NO.	YDS.	AVG.	LG	TD	NO.	YDS	AVG	LG	TD
2013 Chiefs	1	1	0	0	0.0	0	0	2	1	0.5	5t	1
2015 Chiefs	2	0	0	0	0.0	0	0	2	4	2.0	3	0
NFL TOTALS	3	1	0	0	0.0	0	0	4	5	1.3	5t	1

ANTHONY SHERMAN - NFL REGULAR SEASON RETURN STATISTICS

TEAM	KICKOFF RETURNS					PUNT RETURNS					
	RET.	YDS.	AVG.	LG	TD	NO.	FC	YDS	AVG	LG	TD
2011 Cardinals	0	0	0.0	0	0	0	0	0	0.0	0	0
2012 Cardinals	0	0	0.0	0	0	0	0	0	0.0	0	0
2013 Chiefs	0	0	0.0	0	0	0	0	0	0.0	0	0
2014 Chiefs	1	13	13.0	13	0	0	0	0	0.0	0	0
2015 Chiefs	2	20	10.0	11	0	0	0	0	0.0	0	0
2016 Chiefs	0	0	0.0	0	0	0	0	0	0.0	0	0
NFL TOTALS	3	33	11.0	13	0	0	0	0	0.0	0	0

ANTHONY SHERMAN - NFL PLAYOFF RETURN STATISTICS

TEAM	KICKOFF RETURNS					PUNT RETURNS					
	RET.	YDS.	AVG.	LG	TD	NO.	FC	YDS	AVG	LG	TD
2013 Chiefs	0	0	0.0	0	0	0	0	0	0.0	0	0
2015 Chiefs	0	0	0.0	0	0	0	0	0	0.0	0	0
NFL TOTALS	0	0	0.0	0	0	0	0	0	0.0	0	0

2016 GAME-BY-GAME REGULAR SEASON STATISTICS (CHIEFS)

OPPONENT	P/S	RECEIVING					RUSHING				W/L	SCORE		
		NO	YDS	LG	TD	ATT	YDS	LG	TD					
09/11 CHARGERS	P	0	0	0	0	0	0	0	0	0	0	0	W	33-27+
09/18 at Texans	P	0	0	0	0	0	0	0	0	0	0	0	L	12-19
09/25 JETS	P	1	3	3	0	0	0	0	0	0	0	0	W	24-3
10/02 at Steelers	P	0	0	0	0	0	0	0	0	0	0	0	L	14-43
10/16 at Raiders	P	0	0	0	0	0	0	0	0	0	0	0	W	26-10
10/23 SAINTS	S	1	0	0	0	0	0	0	0	0	0	0	W	27-21
10/30 at Colts	P	0	0	0	0	0	0	0	0	0	0	0	W	30-14
11/06 JAGUARS	P	1	6	6	0	0	0	0	0	0	0	0	W	19-14
11/13 at Panthers	P	0	0	0	0	0	0	0	0	0	0	0	W	20-17
11/20 BUCCANEERS	P	0	0	0	0	0	0	0	0	0	0	0	L	17-19
11/27 at Broncos	P	0	0	0	0	0	0	0	0	0	0	0	W	30-27+
2016 TOTALS	11-1	3	9	6	0	0	0	0	0	0	0	0	8-3	

+ - Overtime

48 Terrance Smith LB 6-4 235lbs 23 R Florida State CFA-16

TERRANCE SMITH - NFL REGULAR SEASON STATISTICS

TEAM	GPGS	TACKLES								INTERCEPTIONS					O. FUMB			ST					MISC		
		TK	S	A	TFL	YDS	SK	YDS	QBH	NO	YDS	LG	TD	PD	FF	FR	YDS	TK	S	A	FF	FR	S	A	
2016 Chiefs	4	0	0	0	0	0	0	0.0	0.0	0	0	0	0	0	0	0	0	0	0	0	0	0	0	0	0
NFL TOTALS	4	0	0	0	0	0	0	0.0	0.0	0	0	0	0	0	0	0	0	0	0	0	0	0	0	0	0

TERRANCE SMITH - NFL PLAYOFF STATISTICS

TEAM	GPGS	TACKLES								INTERCEPTIONS					O. FUMB			ST					MISC		
		TK	S	A	TFL	YDS	SK	YDS	QBH	NO	YDS	LG	TD	PD	FF	FR	YDS	TK	S	A	FF	FR	S	A	
2016 Chiefs	0	0	0	0	0	0	0	0.0	0.0	0	0	0	0	0	0	0	0	0	0	0	0	0	0	0	0
NFL TOTALS	0	0	0	0	0	0	0	0.0	0.0	0	0	0	0	0	0	0	0	0	0	0	0	0	0	0	0

2016 GAME-BY-GAME REGULAR SEASON STATISTICS (CHIEFS)

OPPONENT	TK	S	A	SK	YDS	TFL	YDS	QBH	INTERCEPTIONS					O. FUMB			ST					SCORE					
									NO	YDS	LG	TD	PD	FF	FR	YDS	TK	S	A	FF	FR		S	A			
09/11 CHARGERS									PRACTICE SQUAD													W	33-27+				
09/18 at Texans									PRACTICE SQUAD													L	12-19				
09/25 JETS									PRACTICE SQUAD													W	24-3				
10/02 at Steelers									PRACTICE SQUAD													L	14-43				
10/16 at Raiders									PRACTICE SQUAD													W	26-10				
10/23 SAINTS									PRACTICE SQUAD													W	27-21				
10/30 at Colts									PRACTICE SQUAD													W	30-14				
11/06 JAGUARS	P	0	0	0	0.0	0.0	0	0	0	0	0	0	0	0	0	0	0	0	1	0	1	0	0	0	0	W	19-14
11/13 at Panthers	P	0	0	0	0.0	0.0	0	0	0	0	0	0	0	0	0	0	0	0	0	0	0	0	0	0	0	W	20-17
11/20 BUCCANEERS	P	0	0	0	0.0	0.0	0	0	0	0	0	0	0	0	0	0	0	0	0	0	0	0	0	0	0	L	17-19
11/27 at Broncos	P	0	0	0	0.0	0.0	0	0	0	0	0	0	0	0	0	0	0	0	0	0	0	0	0	0	0	W	30-27+
2016 TOTALS	4-0	0	0	0	0.0	0.0	0	0	0	0	0	0	0	0	0	0	0	0	1	0	1	0	0	0	0	8-3	

+ - Overtime

2016 GAME-BY-GAME REGULAR SEASON STATISTICS (CHIEFS)

OPPONENT	TACKLES									INTERCEPTIONS					O. FUMB			ST				MISC		SCORE
	TK	S	A	SK	YDS	TFL	YDS	QBH	NO	YDS	LG	TD	PD	FF	FR	YDS	TK	S	A	FF	FR	S	A	
09/11 CHARGERS																								W 33-27+
09/18 at Texans																								L 12-19
09/25 JETS																								W 24-3
10/02 at Steelers																								L 14-43
10/16 at Raiders																								W 26-10
10/23 SAINTS																								W 27-21
10/30 at Colts																								W 30-14
11/06 JAGUARS																								W 19-14
11/13 at Panthers																								W 20-17
11/20 BUCCANEERS	S	2	2	0	0.0	0.0	1	7	1	0	0	0	0	0	0	0	0	0	0	0	0	0	0	L 17-19
11/27 at Broncos	S	10	10	0	3.0	17.0	4	12	3	0	0	0	0	1	1	0	0	0	0	0	0	0	0	W 30-27+
2016 TOTALS	2-2	12	12	0	3.0	17.0	5	19	4	0	0	0	0	1	1	0	0	0	0	0	0	0	0	8-3

+ - Overtime

51	Frank Zombo	LB	6-3	254lbs	29	7	Central Michigan	UFA-13
----	-------------	----	-----	--------	----	---	------------------	--------

FRANK ZOMBO - NFL REGULAR SEASON STATISTICS

TEAM	GPGS	TACKLES									INTERCEPTIONS					O. FUMB			ST				MISC		
		TK	S	A	TFL	YDS	SK	YDS	QBH	NO	YDS	LG	TD	PD	FF	FR	YDS	TK	S	A	FF	FR	S	A	
2010 Packers	13	8	38	28	10	5	0	4.0	34.0	6	0	0	0	0	0	2	0	0	0	0	0	0	0	0	0
2011 Packers	5	1	9	7	2	1	0	1.0	7.0	1	0	0	0	0	0	0	0	1	1	0	0	0	0	0	
2012 Packers	7	0	6	4	2	0	0	0.0	0.0	0	0	0	0	0	0	0	0	2	1	1	0	0	0	0	
2013 Chiefs	16	5	23	20	3	0	0	2.0	15.0	5	1	5	5	0	2	1	0	0	4	3	1	0	1	0	0
2014 Chiefs	16	0	1	1	0	0	0	0.0	0.0	0	0	0	0	0	0	1	0	7	7	0	0	1	0	0	
2015 Chiefs	16	2	10	8	2	2	14	3.0	25.0	5	0	0	0	0	1	0	0	9	8	1	0	0	0	0	
2016 Chiefs	11	9	34	23	11	3	8	1.0	5.0	2	0	0	0	0	1	1	0	0	1	1	0	0	0	0	
NFL TOTALS	84	25	121	91	30	11	22	11.0	86.0	19	1	5	5	0	3	5	1	0	24	21	3	0	2	0	0

FRANK ZOMBO - NFL PLAYOFF STATISTICS

TEAM	GPGS	TACKLES									INTERCEPTIONS					O. FUMB			ST				MISC		
		TK	S	A	TFL	YDS	SK	YDS	QBH	NO	YDS	LG	TD	PD	FF	FR	YDS	TK	S	A	FF	FR	S	A	
2010 Packers	1	1	5	5	0	2	0	1.0	2.0	1	0	0	0	0	0	0	0	0	0	0	0	0	0	0	0
2011 Packers	1	0	1	0	1	0	0	0.0	0.0	0	0	0	0	0	0	0	0	0	0	0	0	0	0	0	0
2012 Packers	0	0	0	0	0	0	0	0.0	0.0	0	0	0	0	0	0	0	0	0	0	0	0	0	0	0	0
2013 Chiefs	1	0	1	1	0	0	0	0.0	0.0	0	0	0	0	0	0	0	0	0	0	0	0	0	0	0	0
2015 Chiefs	2	1	1	1	0	0	0	0.0	0.0	0	0	0	0	0	0	0	0	0	0	0	0	0	0	0	0
NFL TOTALS	5	2	8	7	1	2	0	1.0	2.0	1	0	0	0	0	0	0	0	0	0	0	0	0	0	0	0

2016 GAME-BY-GAME REGULAR SEASON STATISTICS (CHIEFS)

OPPONENT	TACKLES									INTERCEPTIONS					O. FUMB			ST				MISC		SCORE	
	TK	S	A	SK	YDS	TFL	YDS	QBH	NO	YDS	LG	TD	PD	FF	FR	YDS	TK	S	A	FF	FR	S	A		
09/11 CHARGERS	S	6	5	1	0.0	0.0	0	0	0	0	0	0	0	1	0	0	0	0	0	0	0	0	0	0	W 33-27+
09/18 at Texans	S	5	4	1	0.0	0.0	0	0	0	0	0	0	0	0	0	0	0	0	0	0	0	0	0	0	L 12-19
09/25 JETS	S	5	3	2	0.0	0.0	0	0	0	0	0	0	0	1	0	0	0	0	0	0	0	0	0	0	W 24-3
10/02 at Steelers	S	4	3	1	0.0	0.0	1	1	0	0	0	0	0	0	0	0	0	0	0	0	0	0	0	0	L 14-43
10/16 at Raiders	S	2	2	0	0.0	0.0	0	0	0	0	0	0	0	0	0	0	0	0	0	0	0	0	0	0	W 26-10
10/23 SAINTS	S	4	2	2	0.0	0.0	1	2	0	0	0	0	0	0	0	0	0	0	0	0	0	0	0	0	W 27-21
10/30 at Colts	S	1	1	0	1.0	5.0	1	5	2	0	0	0	0	0	0	0	0	0	0	0	0	0	0	0	W 30-14
11/06 JAGUARS	S	1	0	1	0.0	0.0	0	0	0	0	0	0	0	0	0	0	0	1	1	0	0	0	0	0	W 19-14
11/13 at Panthers	S	4	1	3	0.0	0.0	0	0	0	0	0	0	0	0	0	0	0	0	0	0	0	0	0	0	W 20-17
11/20 BUCCANEERS	P	2	2	0	0.0	0.0	0	0	0	0	0	0	0	0	0	0	0	0	0	0	0	0	0	0	L 17-19
11/27 at Broncos	P	0	0	0	0.0	0.0	0	0	0	0	0	0	0	0	0	0	0	0	0	0	0	0	0	0	W 30-27+
2016 TOTALS	11-9	34	23	11	1.0	5.0	3	8	2	0	0	0	0	1	1	0	0	1	1	0	0	0	0	0	8-3

+ - Overtime

52	Dadi Nicolas	LB	6-3	235lbs	24	R	Virginia Tech	D6b-16
----	--------------	----	-----	--------	----	---	---------------	--------

DADI NICOLAS - NFL REGULAR SEASON STATISTICS

TEAM	GPGS	TACKLES								INTERCEPTIONS					O. FUMB			ST				MISC				
		TK	S	A	TFL	YDS	SK	YDS	QBH	NO	YDS	LG	TD	PD	FF	FR	YDS	TK	S	A	FF	FR	S	A		
2016 Chiefs	7	0	0	0	0	0	0	0.0	0.0	0	0	0	0	0	1	0	0	0	0	0	0	0	0	0	0	0
NFL TOTALS	7	0	0	0	0	0	0	0.0	0.0	0	0	0	0	0	1	0	0	0	0	0	0	0	0	0	0	

2016 GAME-BY-GAME REGULAR SEASON STATISTICS (CHIEFS)

OPPONENT	TK	S	A	TACKLES				INTERCEPTIONS					O. FUMB			ST				MISC		SCORE				
				SK	YDS	TFL	YDS	QBH	NO	YDS	LG	TD	PD	FF	FR	YDS	TK	S	A	FF	FR		S	A		
09/11 CHARGERS	P	0	0	0	0.0	0.0	0	0	0	0	0	0	0	0	0	0	0	0	0	0	0	0	0	0	0	W 33-27+
09/18 at Texans																										L 12-19
09/25 JETS	P	0	0	0	0.0	0.0	0	0	0	0	0	0	0	0	0	0	0	0	0	0	0	0	0	0	0	W 24-3
10/02 at Steelers	P	0	0	0	0.0	0.0	0	0	0	0	0	0	0	0	0	0	0	0	0	0	0	0	0	0	0	L 14-43
10/16 at Raiders	P	0	0	0	0.0	0.0	0	0	0	0	0	0	0	0	0	0	0	0	0	0	0	0	0	0	0	W 26-10
10/23 SAINTS	P	0	0	0	0.0	0.0	0	0	0	0	0	0	0	0	0	0	0	0	0	0	0	0	0	0	0	W 27-21
10/30 at Colts	P	0	0	0	0.0	0.0	0	0	0	0	0	0	0	1	0	0	0	0	0	0	0	0	0	0	0	W 30-14
11/06 JAGUARS																										W 19-14
11/13 at Panthers	P	0	0	0	0.0	0.0	0	0	0	0	0	0	0	0	0	0	0	0	0	0	0	0	0	0	0	W 20-17
11/20 BUCCANEERS																										L 17-19
11/27 at Broncos																										W 30-27+
2016 TOTALS	7-0	0	0	0	0.0	0.0	0	0	0	0	0	0	0	1	0	0	0	0	0	0	0	0	0	0	0	8-3

+ - Overtime

53
Ramik Wilson
LB
6-2
237lbs
24
2
Georgia
D4-15

RAMIK WILSON - NFL REGULAR SEASON STATISTICS

TEAM	GPGS	TACKLES								INTERCEPTIONS					O. FUMB			ST				MISC			
		TK	S	A	TFL	YDS	SK	YDS	QBH	NO	YDS	LG	TD	PD	FF	FR	YDS	TK	S	A	FF	FR	S	A	
2015 Chiefs	10	2	20	13	7	0	0	0.0	0.0	0	0	0	0	0	0	1	0	0	0	0	0	0	0	0	0
2016 Chiefs	6	6	34	24	10	2	4	0.0	0.0	0	1	6	6	0	1	1	1	0	0	0	0	0	0	0	0
NFL TOTALS	16	8	54	37	17	2	4	0.0	0.0	0	1	6	6	0	1	1	2	0	0	0	0	0	0	0	

RAMIK WILSON - NFL PLAYOFF STATISTICS

TEAM	GPGS	TACKLES								INTERCEPTIONS					O. FUMB			ST				MISC		
		TK	S	A	TFL	YDS	SK	YDS	QBH	NO	YDS	LG	TD	PD	FF	FR	YDS	TK	S	A	FF	FR	S	A
2015 Chiefs	1	0	0	0	0	0	0	0.0	0.0	0	0	0	0	0	0	0	0	0	0	0	0	0	0	0
2016 Chiefs	0	0	0	0	0	0	0	0.0	0.0	0	0	0	0	0	0	0	0	0	0	0	0	0	0	0
NFL TOTALS	1	0	0	0	0	0	0	0.0	0.0	0	0	0	0	0	0	0	0	0	0	0	0	0	0	0

2016 GAME-BY-GAME REGULAR SEASON STATISTICS (CHIEFS)

OPPONENT	TK	S	A	TACKLES				INTERCEPTIONS					O. FUMB			ST				MISC		SCORE				
				SK	YDS	TFL	YDS	QBH	NO	YDS	LG	TD	PD	FF	FR	YDS	TK	S	A	FF	FR		S	A		
09/11 CHARGERS																										W 33-27+
09/18 at Texans																										L 12-19
09/25 JETS																										W 24-3
10/02 at Steelers																										L 14-43
10/16 at Raiders																										W 26-10
10/23 SAINTS	S	8	5	3	0.0	0.0	0	0	0	0	0	0	0	0	0	0	0	0	0	0	0	0	0	0	0	W 27-21
10/30 at Colts	S	3	2	1	0.0	0.0	0	0	0	0	0	0	0	0	1	0	0	0	0	0	0	0	0	0	0	W 30-14
11/06 JAGUARS	S	5	5	0	0.0	0.0	1	3	0	1	6	6	0	1	1	0	0	0	0	0	0	0	0	0	0	W 19-14
11/13 at Panthers	S	5	3	2	0.0	0.0	0	0	0	0	0	0	0	0	0	0	0	0	0	0	0	0	0	0	0	W 20-17
11/20 BUCCANEERS	S	8	7	1	0.0	0.0	1	1	0	0	0	0	0	0	0	0	0	0	0	0	0	0	0	0	0	L 17-19
11/27 at Broncos	S	5	2	3	0.0	0.0	0	0	0	0	0	0	0	0	0	0	0	0	0	0	0	0	0	0	0	W 30-27+
2016 TOTALS	6-6	34	24	10	0.0	0.0	2	4	0	1	6	6	0	1	1	1	0	0	0	0	0	0	0	0	0	8-3

+ - Overtime

55
Dee Ford
LB
6-2
252lbs
25
3
Auburn
D1-14

2016 GAME-BY-GAME REGULAR SEASON STATISTICS (CHIEFS)

OPPONENT		TACKLES								INTERCEPTIONS					O. FUMB			ST					MISC		SCORE
		TK	S	A	SK	YDS	TFL	YDS	QBH	NO	YDS	LG	TD	PD	FF	FR	YDS	TK	S	A	FF	FR	S	A	
09/11 CHARGERS	S	5	5	0	0.0	0.0	0	0	0	0	0	0	0	0	0	0	0	0	0	0	0	0	0	0	W 33-27+
09/18 at Texans	S	11	8	3	1.0	8.0	1	8	1	0	0	0	0	0	0	0	0	0	0	0	0	0	0	0	L 12-19
09/25 JETS	S	10	8	2	0.0	0.0	1	5	0	1	55	55	1	2	0	0	0	0	0	0	0	0	0	0	W 24-3
10/02 at Steelers	S	5	4	1	0.0	0.0	0	0	0	0	0	0	0	0	0	0	0	0	0	0	0	0	0	0	L 14-43
10/16 at Raiders	S	9	7	2	0.0	0.0	2	1	0	0	0	0	0	0	0	0	0	0	0	0	0	0	0	0	W 26-10
10/23 SAINTS	S	4	3	1	0.0	0.0	0	0	1	0	0	0	0	0	0	0	0	0	0	0	0	0	0	0	W 27-21
10/30 at Colts	S	10	8	2	0.0	0.0	0	0	0	0	0	0	0	0	0	0	0	0	0	0	0	0	0	0	W 30-14
11/06 JAGUARS	S	7	6	1	0.0	0.0	1	3	0	0	0	0	0	0	0	0	0	0	0	0	0	0	0	0	W 19-14
11/13 at Panthers	S	5	1	4	0.0	0.0	0	0	0	0	0	0	0	0	0	0	0	0	0	0	0	0	0	0	W 20-17
11/20 BUCCANEERS	S	7	6	1	0.0	0.0	1	1	0	0	0	0	0	0	0	0	0	0	0	0	0	0	0	0	L 17-19
11/27 at Broncos	S	7	4	3	0.0	0.0	1	1	0	0	0	0	0	1	0	0	0	0	0	0	0	0	0	0	W 30-27+
2016 TOTALS	11-11	80	60	20	1.0	8.0	7	19	2	1	55	55t	1	3	0	0	0	0	0	0	0	0	0	0	8-3

+ - Overtime

57	D.J. Alexander	LB	6-2	233lbs	25	2	Oregon State	D5a-15
----	----------------	----	-----	--------	----	---	--------------	--------

D.J. ALEXANDER - NFL REGULAR SEASON STATISTICS

TEAM	GPGS	TACKLES								INTERCEPTIONS					O. FUMB			ST					MISC		
		TK	S	A	TFL	YDS	SK	YDS	QBH	NO	YDS	LG	TD	PD	FF	FR	YDS	TK	S	A	FF	FR	S	A	
2015 Chiefs	16	0	2	1	1	0	0	0.0	0.0	0	0	0	0	0	0	0	0	0	0	0	0	0	0	0	0
2016 Chiefs	11	0	1	1	0	1	2	0.0	0.0	0	0	0	0	0	0	0	0	0	0	0	0	0	0	0	0
NFL TOTALS	27	0	3	2	1	1	2	0.0	0.0	0	0	0	0	0	0	0	0	0	0	0	0	0	0	0	0

D.J. ALEXANDER - NFL PLAYOFF STATISTICS

TEAM	GPGS	TACKLES								INTERCEPTIONS					O. FUMB			ST					MISC		
		TK	S	A	TFL	YDS	SK	YDS	QBH	NO	YDS	LG	TD	PD	FF	FR	YDS	TK	S	A	FF	FR	S	A	
2015 Chiefs	2	0	0	0	0	0	0	0.0	0.0	0	0	0	0	0	0	0	0	0	0	0	0	0	0	0	0
NFL TOTALS	2	0	0	0	0	0	0	0.0	0.0	0	0	0	0	0	0	0	0	0	0	0	0	0	0	0	0

2016 GAME-BY-GAME REGULAR SEASON STATISTICS (CHIEFS)

OPPONENT		TACKLES								INTERCEPTIONS					O. FUMB			ST					MISC		SCORE
		TK	S	A	SK	YDS	TFL	YDS	QBH	NO	YDS	LG	TD	PD	FF	FR	YDS	TK	S	A	FF	FR	S	A	
09/11 CHARGERS	P	0	0	0	0.0	0.0	0	0	0	0	0	0	0	0	0	0	0	0	0	0	0	0	0	0	W 33-27+
09/18 at Texans	P	0	0	0	0.0	0.0	0	0	0	0	0	0	0	0	0	0	0	1	1	0	0	0	0	0	L 12-19
09/25 JETS	P	0	0	0	0.0	0.0	0	0	0	0	0	0	0	0	0	0	0	2	1	1	0	0	0	0	W 24-3
10/02 at Steelers	P	0	0	0	0.0	0.0	0	0	0	0	0	0	0	0	0	0	0	0	0	0	0	0	0	0	L 14-43
10/16 at Raiders	P	0	0	0	0.0	0.0	0	0	0	0	0	0	0	0	0	0	0	0	0	0	0	0	0	0	W 26-10
10/23 SAINTS	P	0	0	0	0.0	0.0	0	0	0	0	0	0	0	0	0	0	0	0	0	0	0	0	0	0	W 27-21
10/30 at Colts	P	0	0	0	0.0	0.0	0	0	0	0	0	0	0	0	0	0	0	0	0	0	0	0	0	0	W 30-14
11/06 JAGUARS	P	0	0	0	0.0	0.0	0	0	0	0	0	0	0	0	0	0	0	3	2	1	1	0	0	0	W 19-14
11/13 at Panthers	P	0	0	0	0.0	0.0	0	0	0	0	0	0	0	0	0	0	0	1	0	1	0	0	0	0	W 20-17
11/20 BUCCANEERS	P	0	0	0	0.0	0.0	0	0	0	0	0	0	0	0	0	0	0	0	0	0	0	0	0	0	L 17-19
11/27 at Broncos	P	1	1	0	0.0	0.0	1	2	0	0	0	0	0	0	0	0	0	3	3	0	0	0	0	0	W 30-27+
2016 TOTALS	11-0	1	1	0	0.0	0.0	1	2	0	0	0	0	0	0	0	0	0	10	7	3	1	0	0	0	8-3

+ - Overtime

61	Mitch Morse	C	6-6	305lbs	24	2	Missouri	D2-15
----	-------------	---	-----	--------	----	---	----------	-------

MITCH MORSE - NFL REGULAR SEASON STATISTICS

TEAM	GP	GS
2015 Chiefs	15	15
2016 Chiefs	11	11
NFL TOTALS	26	26

MITCH MORSE - NFL PLAYOFF STATISTICS

TEAM	GP	GS
2015 Chiefs	0	0
NFL TOTALS	0	0

2016 GAME-BY-GAME REGULAR SEASON STATISTICS (CHIEFS)

OPPONENT	P/S	W/L	SCORE
09/11 CHARGERS	S	W	33-27+
09/18 at Texans	S	L	12-19
09/25 JETS	S	W	24-3
10/02 at Steelers	S	L	14-43
10/16 at Raiders	S	W	26-10
10/23 SAINTS	S	W	27-21
10/30 at Colts	S	W	30-14
11/06 JAGUARS	S	W	19-14
11/13 at Panthers	S	W	20-17
11/20 BUCCANEERS	S	L	17-19
11/27 at Broncos	S	W	30-27+
2016 TOTALS	11-11	8-3	

+ - Overtime

68	Mike Person	OL	6-4	300lbs	28	6	Montana State	FA-16
----	-------------	----	-----	--------	----	---	---------------	-------

MIKE PERSON - NFL REGULAR SEASON STATISTICS

TEAM	GP	GS
2011 49ers	0	0
2012 Colts	0	0
Went from Colts to Seahawks .		
2012 Seahawks	0	0
2013 Seahawks	1	0
Went from Seahawks to Rams .		
2013 Rams	0	0
2014 Rams	16	0
2015 Falcons	14	14
2016 Falcons	0	0
Went from Falcons to Chiefs .		
2016 Chiefs	0	0
NFL TOTALS	31	14

MIKE PERSON - NFL PLAYOFF STATISTICS

TEAM	GP	GS
2011 49ers	0	0
2012 Seahawks	0	0
NFL TOTALS	0	0

2016 GAME-BY-GAME REGULAR SEASON STATISTICS (FALCONS/CHIEFS)

OPPONENT	P/S		W/L	SCORE
09/11	BUCCANEERS	INACTIVE	L	24-31
09/18	at Raiders	INACTIVE	W	35-28
09/26	at Saints	INACTIVE	W	45-32
10/02	PANTHERS	INACTIVE	W	48-33
10/09	at Broncos	INACTIVE	W	23-16
10/16	at Seahawks	INACTIVE	L	24-26
10/23	CHARGERS	INACTIVE	L	30-33+
Went from Falcons to Chiefs .				
11/06	JAGUARS	INACTIVE	W	19-14
11/13	at Panthers	INACTIVE	W	20-17
11/20	BUCCANEERS	INACTIVE	L	17-19
11/27	at Broncos	INACTIVE	W	30-27+
2016 TOTALS	0-0		7-4	

70 Bryan Witzmann T 6-7 320lbs 26 2 South Dakota State W (DAL)-16

BRYAN WITZMANN - NFL REGULAR SEASON STATISTICS

TEAM	GP	GS
2016 Chiefs	6	0
NFL TOTALS	6	0

2016 GAME-BY-GAME REGULAR SEASON STATISTICS (CHIEFS)

OPPONENT	P/S		W/L	SCORE
09/11	CHARGERS	INACTIVE	W	33-27+
09/18	at Texans	P	L	12-19
09/25	JETS	P	W	24-3
10/02	at Steelers	DID NOT PLAY	L	14-43
10/16	at Raiders	INACTIVE	W	26-10
10/23	SAINTS	INACTIVE	W	27-21
10/30	at Colts	INACTIVE	W	30-14
11/06	JAGUARS	P	W	19-14
11/13	at Panthers	P	W	20-17
11/20	BUCCANEERS	P	L	17-19
11/27	at Broncos	P	W	30-27+
2016 TOTALS	6-0		8-3	

+ - Overtime

71 Mitchell Schwartz T 6-5 320lbs 27 5 California UFA-16

MITCHELL SCHWARTZ - NFL REGULAR SEASON STATISTICS

TEAM	GP	GS
2012 Browns	16	16
2013 Browns	16	16
2014 Browns	16	16
2015 Browns	16	16
2016 Chiefs	11	11
NFL TOTALS	75	75

2016 GAME-BY-GAME REGULAR SEASON STATISTICS (CHIEFS)

OPPONENT	P/S	W/L	SCORE
09/11 CHARGERS	S	W	33-27+
09/18 at Texans	S	L	12-19
09/25 JETS	S	W	24-3
10/02 at Steelers	S	L	14-43
10/16 at Raiders	S	W	26-10
10/23 SAINTS	S	W	27-21
10/30 at Colts	S	W	30-14
11/06 JAGUARS	S	W	19-14
11/13 at Panthers	S	W	20-17
11/20 BUCCANEERS	S	L	17-19
11/27 at Broncos	S	W	30-27+
2016 TOTALS	11-11	8-3	

+ - Overtime

72 Eric Fisher T 6-7 315lbs 25 4 Central Michigan D1-13

ERIC FISHER - NFL REGULAR SEASON STATISTICS

TEAM	GP	GS
2013 Chiefs	14	13
2014 Chiefs	16	16
2015 Chiefs	16	14
2016 Chiefs	11	11
NFL TOTALS	57	54

ERIC FISHER - NFL PLAYOFF STATISTICS

TEAM	GP	GS
2013 Chiefs	0	0
2015 Chiefs	2	2
NFL TOTALS	2	2

2016 GAME-BY-GAME REGULAR SEASON STATISTICS (CHIEFS)

OPPONENT	P/S	W/L	SCORE
09/11 CHARGERS	S	W	33-27+
09/18 at Texans	S	L	12-19
09/25 JETS	S	W	24-3
10/02 at Steelers	S	L	14-43
10/16 at Raiders	S	W	26-10
10/23 SAINTS	S	W	27-21
10/30 at Colts	S	W	30-14
11/06 JAGUARS	S	W	19-14
11/13 at Panthers	S	W	20-17
11/20 BUCCANEERS	S	L	17-19
11/27 at Broncos	S	W	30-27+
2016 TOTALS	11-11	8-3	

+ - Overtime

73	Zach Fulton	OL	6-5	316lbs	25	3	Tennessee	D6a-14
----	-------------	----	-----	--------	----	---	-----------	--------

ZACH FULTON - NFL REGULAR SEASON STATISTICS

TEAM	GP	GS
2014 Chiefs	16	16
2015 Chiefs	16	6
2016 Chiefs	11	7
NFL TOTALS	43	29

ZACH FULTON - NFL PLAYOFF STATISTICS

TEAM	GP	GS
2015 Chiefs	2	2
NFL TOTALS	2	2

2016 GAME-BY-GAME REGULAR SEASON STATISTICS (CHIEFS)

OPPONENT	P/S	W/L	SCORE
09/11 CHARGERS	P	W	33-27+
09/18 at Texans	S	L	12-19
09/25 JETS	S	W	24-3
10/02 at Steelers	S	L	14-43
10/16 at Raiders	P	W	26-10
10/23 SAINTS	P	W	27-21
10/30 at Colts	P	W	30-14
11/06 JAGUARS	S	W	19-14
11/13 at Panthers	S	W	20-17
11/20 BUCCANEERS	S	L	17-19
11/27 at Broncos	S	W	30-27+
2016 TOTALS	11-7	8-3	

+ - Overtime

JAH REID - NFL REGULAR SEASON STATISTICS

TEAM	GP	GS
2011 Ravens	16	0
2012 Ravens	9	7
2013 Ravens	10	0
2014 Ravens	4	0
2015 Chiefs	10	10
2016 Chiefs	7	1
NFL TOTALS	56	18

JAH REID - NFL PLAYOFF STATISTICS

TEAM	GP	GS
2011 Ravens	2	0
2012 Ravens	0	0
2014 Ravens	0	0
2015 Chiefs	2	1
NFL TOTALS	4	1

2016 GAME-BY-GAME REGULAR SEASON STATISTICS (CHIEFS)

OPPONENT	P/S		W/L	SCORE
09/11 CHARGERS		DID NOT PLAY	W	33-27+
09/18 at Texans	S		L	12-19
09/25 JETS		INACTIVE	W	24-3
10/02 at Steelers		INACTIVE	L	14-43
10/16 at Raiders		DID NOT PLAY	W	26-10
10/23 SAINTS	P		W	27-21
10/30 at Colts	P		W	30-14
11/06 JAGUARS	P		W	19-14
11/13 at Panthers	P		W	20-17
11/20 BUCCANEERS	P		L	17-19
11/27 at Broncos	P		W	30-27+
2016 TOTALS	7-1		8-3	

+ - Overtime

LAURENT DUVERNAY-TARDIF - NFL REGULAR SEASON STATISTICS

TEAM	GP	GS
2014 Chiefs	0	0
2015 Chiefs	16	13
2016 Chiefs	9	9
NFL TOTALS	25	22

LAURENT DUVERNAY-TARDIF - NFL PLAYOFF STATISTICS

TEAM	GP	GS
2015 Chiefs	1	1
NFL TOTALS	1	1

2016 GAME-BY-GAME REGULAR SEASON STATISTICS (CHIEFS)

OPPONENT	P/S	W/L	SCORE
09/11 CHARGERS	S	W	33-27+
09/18 at Texans		L	12-19
09/25 JETS		W	24-3
10/02 at Steelers	S	L	14-43
10/16 at Raiders	S	W	26-10
10/23 SAINTS	S	W	27-21
10/30 at Colts	S	W	30-14
11/06 JAGUARS	S	W	19-14
11/13 at Panthers	S	W	20-17
11/20 BUCCANEERS	S	L	17-19
11/27 at Broncos	S	W	30-27+
2016 TOTALS	9-9	8-3	

+ - Overtime

80 James O'Shaughnessy TE 6-4 245lbs 24 2 Illinois State D5b-15

JAMES O'SHAUGHNESSY - NFL REGULAR SEASON STATISTICS

TEAM	GP	GS	RUSHING					RECEIVING				
			NO.	YDS.	AVG.	LG	TD	NO.	YDS	AVG	LG	TD
2015 Chiefs	7	3	0	0	0.0	0	0	6	87	14.5	30	0
2016* Chiefs	11	1	0	0	0.0	0	0	2	-1	-0.5	-1	0
NFL TOTALS	18	4	0	0	0.0	0	0	8	86	10.8	30	0

JAMES O'SHAUGHNESSY - NFL PLAYOFF STATISTICS

TEAM	GP	GS	RUSHING					RECEIVING				
			NO.	YDS.	AVG.	LG	TD	NO.	YDS	AVG	LG	TD
2015 Chiefs	0	0	0	0	0.0	0	0	0	0	0.0	0	0
NFL TOTALS	0	0	0	0	0.0	0	0	0	0	0.0	0	0

JAMES O'SHAUGHNESSY - NFL REGULAR SEASON RETURN STATISTICS

TEAM	KICKOFF RETURNS					PUNT RETURNS					
	RET.	YDS.	AVG.	LG	TD	NO.	FC	YDS	AVG	LG	TD
2015 Chiefs	0	0	0.0	0	0	0	0	0	0.0	0	0
2016 Chiefs	0	0	0.0	0	0	0	0	0	0.0	0	0
NFL TOTALS	0	0	0.0	0	0	0	0	0	0.0	0	0

JAMES O'SHAUGHNESSY - NFL PLAYOFF RETURN STATISTICS

TEAM	KICKOFF RETURNS					PUNT RETURNS					
	RET.	YDS.	AVG.	LG	TD	NO.	FC	YDS	AVG	LG	TD
2015 Chiefs	0	0	0.0	0	0	0	0	0	0.0	0	0
NFL TOTALS	0	0	0.0	0	0	0	0	0	0.0	0	0

2016 GAME-BY-GAME REGULAR SEASON STATISTICS (CHIEFS)

OPPONENT	P/S	RECEIVING					RUSHING				W/L	SCORE
		NO	YDS	LG	TD	ATT	YDS	LG	TD			
09/11 CHARGERS	P	0	0	0	0	0	0	0	0	W	33-27+	
09/18 at Texans	P	0	0	0	0	0	0	0	0	L	12-19	
09/25 JETS	P	0	0	0	0	0	0	0	0	W	24-3	
10/02 at Steelers	P	0	0	0	0	0	0	0	0	L	14-43	
10/16 at Raiders	P	0	0	0	0	0	0	0	0	W	26-10	
10/23 SAINTS	P	0	0	0	0	0	0	0	0	W	27-21	
10/30 at Colts	P	0	0	0	0	0	0	0	0	W	30-14	
11/06 JAGUARS	P	1	0	0	0	0	0	0	0	W	19-14	
11/13 at Panthers	P	0	0	0	0	0	0	0	0	W	20-17	
11/20 BUCCANEERS	P	0	0	0	0	0	0	0	0	L	17-19	
11/27 at Broncos	S	1	-1	-1	0	0	0	0	0	W	30-27+	
2016 TOTALS	11-1	2	-1	0	0	0	0	0	0	8-3		

+ - Overtime

84 Demetrius Harris TE 6-7 230lbs 25 3 Wisconsin-Milwaukee CFA-13

DEMETRIUS HARRIS - NFL REGULAR SEASON STATISTICS

TEAM	GP	GS	RUSHING					RECEIVING					
			NO.	YDS.	AVG.	LG	TD	NO.	YDS	AVG	LG	TD	
2013 Chiefs	0	0	0	0	0.0	0	0	0	0	0	0.0	0	0
2014 Chiefs	8	3	0	0	0.0	0	0	3	20	6.7	10	0	
2015 Chiefs	16	9	0	0	0.0	0	0	7	74	10.6	25	1	
2016*Chiefs	11	7	0	0	0.0	0	0	10	80	8.0	13	0	
NFL TOTALS	35	19	0	0	0.0	0	0	20	174	8.7	25	1	

DEMETRIUS HARRIS - NFL PLAYOFF STATISTICS

TEAM	RUSHING						RECEIVING					
	GP	GS	NO.	YDS.	AVG.	LG	TD	NO.	YDS	AVG	LG	TD
2013 Chiefs	0	0	0	0	0.0	0	0	0	0	0.0	0	0
2014 Chiefs	0	0	0	0	0.0	0	0	0	0	0.0	0	0
2015 Chiefs	2	1	0	0	0.0	0	0	1	10	10.0	10	0
NFL TOTALS	2	1	0	0	0.0	0	0	1	10	10.0	10	0

DEMETRIUS HARRIS - NFL REGULAR SEASON RETURN STATISTICS

TEAM	KICKOFF RETURNS					PUNT RETURNS					
	RET.	YDS.	AVG.	LG	TD	NO.	FC	YDS	AVG	LG	TD
2013 Chiefs	0	0	0.0	0	0	0	0	0	0.0	0	0
2014 Chiefs	0	0	0.0	0	0	0	0	0	0.0	0	0
2015 Chiefs	0	0	0.0	0	0	0	0	0	0.0	0	0
2016 Chiefs	1	19	19.0	19	0	0	0	0	0.0	0	0
NFL TOTALS	1	19	19.0	19	0	0	0	0	0.0	0	0

DEMETRIUS HARRIS - NFL PLAYOFF RETURN STATISTICS

TEAM	KICKOFF RETURNS					PUNT RETURNS					
	RET.	YDS.	AVG.	LG	TD	NO.	FC	YDS	AVG	LG	TD
2013 Chiefs	0	0	0.0	0	0	0	0	0	0.0	0	0
2014 Chiefs	0	0	0.0	0	0	0	0	0	0.0	0	0
2015 Chiefs	0	0	0.0	0	0	0	0	0	0.0	0	0
NFL TOTALS	0	0	0.0	0	0	0	0	0	0.0	0	0

2016 GAME-BY-GAME REGULAR SEASON STATISTICS (CHIEFS)

	OPPONENT	P/S	RECEIVING				RUSHING				W/L	SCORE	
			NO	YDS	LG	TD	ATT	YDS	LG	TD			
09/11	CHARGERS	P	2	20	13	0	0	0	0	0	0	W	33-27+
09/18	at Texans	S	0	0	0	0	0	0	0	0	0	L	12-19
09/25	JETS	S	2	14	8	0	0	0	0	0	0	W	24-3
10/02	at Steelers	S	1	12	12	0	0	0	0	0	0	L	14-43
10/16	at Raiders	S	1	11	11	0	0	0	0	0	0	W	26-10
10/23	SAINTS	P	1	10	10	0	0	0	0	0	0	W	27-21
10/30	at Colts	P	3	13	12	0	0	0	0	0	0	W	30-14
11/06	JAGUARS	S	0	0	0	0	0	0	0	0	0	W	19-14
11/13	at Panthers	P	0	0	0	0	0	0	0	0	0	W	20-17
11/20	BUCCANEERS	S	0	0	0	0	0	0	0	0	0	L	17-19
11/27	at Broncos	S	0	0	0	0	0	0	0	0	0	W	30-27+
2016 TOTALS			11-7	10	80	13	0	0	0	0	0	8-3	

+ - Overtime

TRAVIS KELCE - NFL REGULAR SEASON STATISTICS

TEAM			RUSHING					RECEIVING				
	GP	GS	NO.	YDS.	AVG.	LG	TD	NO.	YDS	AVG	LG	TD
2013 Chiefs	1	0	0	0	0.0	0	0	0	0	0.0	0	0
2014 Chiefs	16	11	0	0	0.0	0	0	67	862	12.9	34	5
2015 Chiefs	16	16	0	0	0.0	0	0	72	875	12.2	42t	5
2016*Chiefs	11	11	1	-5	-5.0	-5	0	57	675	11.8	44	3
NFL TOTALS	44	38	1	-5	-5.0	0	0	196	2,412	12.3	44	13

TRAVIS KELCE - NFL PLAYOFF STATISTICS

TEAM			RUSHING					RECEIVING				
	GP	GS	NO.	YDS.	AVG.	LG	TD	NO.	YDS	AVG	LG	TD
2013 Chiefs	0	0	0	0	0.0	0	0	0	0	0.0	0	0
2015 Chiefs	2	2	0	0	0.0	0	0	14	151	10.8	48	0
NFL TOTALS	2	2	0	0	0.0	0	0	14	151	10.8	48	0

TRAVIS KELCE - NFL REGULAR SEASON RETURN STATISTICS

TEAM	KICKOFF RETURNS					PUNT RETURNS					
	RET.	YDS.	AVG.	LG	TD	NO.	FC	YDS	AVG	LG	TD
2013 Chiefs	0	0	0.0	0	0	0	0	0	0.0	0	0
2014 Chiefs	0	0	0.0	0	0	0	0	0	0.0	0	0
2015 Chiefs	0	0	0.0	0	0	0	0	0	0.0	0	0
2016 Chiefs	0	0	0.0	0	0	0	0	0	0.0	0	0
NFL TOTALS	0	0	0.0	0	0	0	0	0	0.0	0	0

TRAVIS KELCE - NFL PLAYOFF RETURN STATISTICS

TEAM	KICKOFF RETURNS					PUNT RETURNS					
	RET.	YDS.	AVG.	LG	TD	NO.	FC	YDS	AVG	LG	TD
2013 Chiefs	0	0	0.0	0	0	0	0	0	0.0	0	0
2015 Chiefs	0	0	0.0	0	0	0	0	0	0.0	0	0
NFL TOTALS	0	0	0.0	0	0	0	0	0	0.0	0	0

100-YARD RECEIVING GAMES (6)

DATE	TEAM	NO.	YDS.	AVG.	LG	TD
12/07/14	at Cardinals	7	110	15.7	29	0
09/13/15	at Texans	6	106	17.7	42t	2
01/09/16	at Texans	8	128	16.0	48	0
10/30/16*	at Colts	7	101	14.4	21	1
11/20/16*	BUCCANEERS	7	108	15.4	44	0
11/27/16*	at Broncos	8	101	12.6	21	0

2016 GAME-BY-GAME REGULAR SEASON STATISTICS (CHIEFS)

	OPPONENT	P/S	RECEIVING				RUSHING				W/L	SCORE	
			NO	YDS	LG	TD	ATT	YDS	LG	TD			
09/11	CHARGERS	S	6	74	20	0	0	0	0	0	0	W	33-27+
09/18	at Texans	S	5	34	11	0	0	0	0	0	0	L	12-19
09/25	JETS	S	6	89	42	1	0	0	0	0	0	W	24-3
10/02	at Steelers	S	5	23	9	1	0	0	0	0	0	L	14-43
10/16	at Raiders	S	3	32	21	0	0	0	0	0	0	W	26-10
10/23	SAINTS	S	2	24	14	0	0	0	0	0	0	W	27-21
10/30	at Colts	S	7	101	21	1	0	0	0	0	0	W	30-14
11/06	JAGUARS	S	5	58	23	0	0	0	0	0	0	W	19-14
11/13	at Panthers	S	3	31	16	0	0	0	0	0	0	W	20-17
11/20	BUCCANEERS	S	7	108	44	0	1	-5	-5	0	0	L	17-19
11/27	at Broncos	S	8	101	21	0	0	0	0	0	0	W	30-27+
2016 TOTALS		11-11	57	675	44	3	1	-5	-5	0	0	8-3	

+ - Overtime

88	Ross Travis	TE	6-7	235lbs	23	1	Penn State	CFA-15
----	-------------	----	-----	--------	----	---	------------	--------

ROSS TRAVIS - NFL REGULAR SEASON STATISTICS

TEAM	GP	GS	RUSHING					RECEIVING				
			NO.	YDS.	AVG.	LG	TD	NO.	YDS	AVG	LG	TD
2016*Chiefs	6	3	0	0	0.0	0	0	3	15	5.0	6	0
NFL TOTALS	6	3	0	0	0.0	0	0	3	15	5.0	6	0

ROSS TRAVIS - NFL REGULAR SEASON RETURN STATISTICS

TEAM	KICKOFF RETURNS					PUNT RETURNS					
	RET.	YDS.	AVG.	LG	TD	NO.	FC	YDS	AVG	LG	TD
2016 Chiefs	0	0	0.0	0	0	0	0	0	0.0	0	0
NFL TOTALS	0	0	0.0	0	0	0	0	0	0.0	0	0

2016 GAME-BY-GAME REGULAR SEASON STATISTICS (CHIEFS)

	OPPONENT	P/S	RECEIVING				RUSHING				W/L	SCORE	
			NO	YDS	LG	TD	ATT	YDS	LG	TD			
09/11	CHARGERS	P	0	0	0	0	0	0	0	0	0	W	33-27+
09/18	at Texans	S	0	0	0	0	0	0	0	0	0	L	12-19
09/25	JETS	S	2	10	6	0	0	0	0	0	0	W	24-3
10/02	at Steelers	P	0	0	0	0	0	0	0	0	0	L	14-43
10/16	at Raiders											W	26-10
10/23	SAINTS											W	27-21
10/30	at Colts											W	30-14
11/06	JAGUARS											W	19-14
11/13	at Panthers	S	1	5	5	0	0	0	0	0	0	W	20-17
11/20	BUCCANEERS	P	0	0	0	0	0	0	0	0	0	L	17-19
11/27	at Broncos											W	30-27+
2016 TOTALS		6-3	3	15	6	0	0	0	0	0	0	8-3	

+ - Overtime

JAYE HOWARD - NFL PLAYOFF STATISTICS

TEAM	GPGS	TACKLES								INTERCEPTIONS					O. FUMB			ST				MISC					
		TK	S	A	TFL	YDS	SK	YDS	QBH	NO	YDS	LG	TD	PD	FF	FR	YDS	TK	S	A	FF	FR	S	A			
2012 Seahawks	0	0	0	0	0	0	0	0.0	0.0	0	0	0	0	0	0	0	0	0	0	0	0	0	0	0	0	0	0
2013 Chiefs	1	0	2	2	0	0	0	0.0	0.0	0	0	0	0	0	0	0	0	0	0	0	0	0	0	0	0	0	0
2015 Chiefs	2	1	5	3	2	1	7	1.0	7.0	1	0	0	0	0	0	0	0	0	0	0	0	0	0	0	0	0	0
NFL TOTALS	3	1	7	5	2	1	7	1.0	7.0	1	0	0	0	0	0	0	0	0	0	0	0	0	0	0	0	0	0

2016 GAME-BY-GAME REGULAR SEASON STATISTICS (CHIEFS)

OPPONENT		TACKLES								INTERCEPTIONS					O. FUMB			ST				MISC		SCORE			
		TK	S	A	SK	YDS	TFL	YDS	QBH	NO	YDS	LG	TD	PD	FF	FR	YDS	TK	S	A	FF	FR	S		A		
09/11 CHARGERS	P	0	0	0	0.0	0.0	0	0	0	0	0	0	0	0	0	0	0	0	0	0	0	0	0	0	0	0	W 33-27+
09/18 at Texans	P	5	4	1	0.0	0.0	0	0	0	0	0	0	0	0	0	0	0	0	0	0	0	0	0	0	0	0	L 12-19
09/25 JETS	P	3	3	0	0.0	0.0	0	0	2	0	0	0	0	0	0	0	0	0	0	0	0	0	0	0	0	0	W 24-3
10/02 at Steelers	S	6	3	3	1.0	8.0	1	8	1	0	0	0	0	0	0	0	0	0	0	0	0	0	0	0	0	0	L 14-43
10/16 at Raiders	S	1	1	0	0.0	0.0	0	0	0	0	0	0	0	0	0	0	0	0	0	0	0	0	0	0	0	0	W 26-10
10/23 SAINTS	S	3	3	0	0.0	0.0	0	0	1	0	0	0	0	0	0	0	0	0	0	0	0	0	0	0	0	0	W 27-21
10/30 at Colts	S	2	2	0	0.0	0.0	1	1	1	0	0	0	0	0	0	0	0	0	0	0	0	0	0	0	0	0	W 30-14
11/06 JAGUARS	P	3	2	1	0.0	0.0	0	0	2	0	0	0	0	0	0	0	0	0	0	0	0	0	0	0	0	0	W 19-14
11/13 at Panthers																											L 20-17
11/20 BUCCANEERS																											L 17-19
11/27 at Broncos																											W 30-27+
2016 TOTALS	8-4	23	18	5	1.0	8.0	2	9	7	0	0	0	0	0	0	0	0	0	0	0	0	0	0	0	0	0	8-3

+ - Overtime

98 Kendall Reyes DE 6-4 300lbs 27 5 Connecticut D-

KENDALL REYES - NFL REGULAR SEASON STATISTICS

TEAM	GPGS	TACKLES								INTERCEPTIONS					O. FUMB			ST				MISC					
		TK	S	A	TFL	YDS	SK	YDS	QBH	NO	YDS	LG	TD	PD	FF	FR	YDS	TK	S	A	FF	FR	S	A			
2012 Chargers	16	4	28	16	12	7	0	5.5	33.5	10	0	0	0	0	1	0	0	0	0	0	0	0	0	0	0	0	0
2013 Chargers	16	16	34	25	9	5	28	5.0	28.0	7	0	0	0	0	2	0	0	0	0	0	0	0	0	0	0	0	0
2014 Chargers	16	15	32	15	17	2	10	1.0	10.0	6	0	0	0	0	0	0	0	0	0	0	0	0	0	0	0	0	0
2015 Chargers	16	15	32	25	7	5	23	2.0	9.0	7	1	1	1	1	4	0	0	0	0	0	0	0	0	0	0	0	0
2016 Redskins	2	0	5	3	2	0	0	0.0	0.0	0	0	0	0	0	0	0	0	0	0	0	0	0	0	0	0	0	0
Went from Redskins to Chiefs.																											
2016 Chiefs	6	0	8	6	2	2	6	1.0	4.0	4	0	0	0	0	1	0	0	0	0	0	0	0	0	0	0	0	0
NFL TOTALS	72	50	139	90	49	21	67	14.5	84.5	34	1	1	1	0	8	0	0	0	0	0	0	0	0	0	0	0	0

KENDALL REYES - NFL PLAYOFF STATISTICS

TEAM	GPGS	TACKLES								INTERCEPTIONS					O. FUMB			ST				MISC					
		TK	S	A	TFL	YDS	SK	YDS	QBH	NO	YDS	LG	TD	PD	FF	FR	YDS	TK	S	A	FF	FR	S	A			
2013 Chargers	2	2	3	1	2	0	0	0.0	0.0	0	0	0	0	0	1	0	0	0	0	0	0	0	0	0	0	0	0
NFL TOTALS	2	2	3	1	2	0	0	0.0	0.0	0	0	0	0	0	1	0	0	0	0	0	0	0	0	0	0	0	0

2016 GAME-BY-GAME REGULAR SEASON STATISTICS (REDSKINS/CHIEFS)

OPPONENT		TACKLES								INTERCEPTIONS					O. FUMB			ST				MISC		SCORE				
		TK	S	A	SK	YDS	TFL	YDS	QBH	NO	YDS	LG	TD	PD	FF	FR	YDS	TK	S	A	FF	FR	S		A			
09/12 STEELERS	P	2	1	1	0.0	0.0	0	0	0	0	0	0	0	0	0	0	0	0	0	0	0	0	0	0	0	0	L 16-38	
09/18 COWBOYS																											L 23-27	
09/25 at Giants																											W 29-27	
10/02 BROWNS	P	3	2	1	0.0	0.0	0	0	0	0	0	0	0	0	0	0	0	0	0	0	0	0	0	0	0	0	W 31-20	
Went from Redskins to Chiefs.																												
10/23 SAINTS	P	0	0	0	0.0	0.0	0	0	0	0	0	0	0	0	0	0	0	0	0	0	0	0	0	0	0	0	0	W 27-21
10/30 at Colts	P	0	0	0	0.0	0.0	0	0	0	0	0	0	0	0	0	0	0	0	0	0	0	0	0	0	0	0	0	W 30-14
11/06 JAGUARS	P	2	2	0	0.0	0.0	0	0	0	0	0	0	0	0	0	0	0	0	0	0	0	0	0	0	0	0	0	W 19-14
11/13 at Panthers	P	2	0	2	0.0	0.0	0	0	0	0	0	0	0	0	0	0	0	0	0	0	0	0	0	0	0	0	0	W 20-17
11/20 BUCCANEERS	P	1	1	0	0.0	0.0	1	2	1	0	0	0	0	0	0	0	0	0	0	0	0	0	0	0	0	0	0	L 17-19
11/27 at Broncos	P	3	3	0	1.0	4.0	1	4	3	0	0	0	1	0	0	0	0	0	0	0	0	0	0	0	0	0	0	W 30-27+
2016 TOTALS	8-0	13	9	4	1.0	4.0	2	6	4	0	0	0	0	1	0	0	0	0	0	0	0	0	0	0	0	0	7-3	

+ - Overtime

RAKEEM NUNEZ-ROCHES - NFL REGULAR SEASON STATISTICS

TEAM	GPGS		TACKLES							INTERCEPTIONS					O. FUMB			ST					MISC		
			TK	S	A	TFL	YDS	SK	YDS	QBH	NO	YDS	LG	TD	PD	FF	FR	YDS	TK	S	A	FF	FR	S	A
2015 Chiefs	7	0	4	4	0	0	0	0.0	0.0	0	0	0	0	0	0	0	0	0	0	0	0	0	0	0	0
2016 Chiefs	6	3	16	10	6	3	6	0.0	0.0	1	0	0	0	0	0	0	0	0	0	0	0	0	0	0	0
NFL TOTALS	13	3	20	14	6	3	6	0.0	0.0	1	0	0	0	0	0	0	0	0	0	0	0	0	0	0	0

RAKEEM NUNEZ-ROCHES - NFL PLAYOFF STATISTICS

TEAM	GPGS		TACKLES							INTERCEPTIONS					O. FUMB			ST					MISC		
			TK	S	A	TFL	YDS	SK	YDS	QBH	NO	YDS	LG	TD	PD	FF	FR	YDS	TK	S	A	FF	FR	S	A
2015 Chiefs	0	0	0	0	0	0	0	0.0	0.0	0	0	0	0	0	0	0	0	0	0	0	0	0	0	0	0
2016 Chiefs	0	0	0	0	0	0	0	0.0	0.0	0	0	0	0	0	0	0	0	0	0	0	0	0	0	0	0
NFL TOTALS	0	0	0	0	0	0	0	0.0	0.0	0	0	0	0	0	0	0	0	0	0	0	0	0	0	0	0

2016 GAME-BY-GAME REGULAR SEASON STATISTICS (CHIEFS)

OPPONENT	TACKLES							INTERCEPTIONS					O. FUMB			ST					MISC		SCORE		
	TK	S	A	SK	YDS	TFL	YDS	QBH	NO	YDS	LG	TD	PD	FF	FR	YDS	TK	S	A	FF	FR	S		A	
09/11 CHARGERS	INACTIVE																							W 33-27+	
09/18 at Texans	PRACTICE SQUAD																							L 12-19	
09/25 JETS	PRACTICE SQUAD																							W 24-3	
10/02 at Steelers	PRACTICE SQUAD																							L 14-43	
10/16 at Raiders	NOT ON ROSTER																							W 26-10	
10/23 SAINTS	P	0	0	0	0.0	0.0	0	0	0	0	0	0	0	0	0	0	0	0	0	0	0	0	0	0	W 27-21
10/30 at Colts	P	0	0	0	0.0	0.0	0	0	1	0	0	0	0	0	0	0	0	0	0	0	0	0	0	0	W 30-14
11/06 JAGUARS	P	1	1	0	0.0	0.0	0	0	0	0	0	0	0	0	0	0	0	0	0	0	0	0	0	0	W 19-14
11/13 at Panthers	S	4	1	3	0.0	0.0	0	0	0	0	0	0	0	0	0	0	0	0	0	0	0	0	0	0	W 20-17
11/20 BUCCANEERS	S	5	3	2	0.0	0.0	1	4	0	0	0	0	0	0	0	0	0	0	0	0	0	0	0	0	L 17-19
11/27 at Broncos	S	6	5	1	0.0	0.0	2	2	0	0	0	0	0	0	0	0	0	0	0	0	0	0	0	0	W 30-27+
2016 TOTALS	6-3	16	10	6	0.0	0.0	3	6	1	0	0	0	0	0	0	0	0	0	0	0	0	0	0	0	8-3

+ - Overtime